



OFFICIAL 2006 NCAA[®] DIVISIONS I-A and I-AA FOOTBALL RECORDS BOOK



NCAA[®]

OFFICIAL 2006 NCAA[®] DIVISIONS I-A and I-AA FOOTBALL RECORDS BOOK





THE NATIONAL COLLEGIATE ATHLETIC ASSOCIATION

P.O. Box 6222, Indianapolis, Indiana

46206-6222

www.NCAA.org

August 2006

Compiled By:

Richard M. Campbell, *Former Assistant Director of Statistics.*

Gary K. Johnson, *Associate Director of Statistics.*

Sean W. Straziscar, *Associate Director of Statistics.*

J.D. Hamilton, *Assistant Director of Statistics.*

Jim Wright, *Director of Statistics.*

Distributed to sports information directors and conference publicity directors.

NCAA, NCAA logo and National Collegiate Athletic Association are registered marks of the Association and use in any manner is prohibited unless prior approval is obtained from the Association.

Copyright, 2006, by the National Collegiate Athletic Association.

Printed in the United States of America.

ISSN 0735-5475

Front Cover Photos

(all rows left to right)

Top Row: Tommy Sofield, Appalachian State; Reggie Bush, Southern California; Mack Brown, Texas; Steve Silva, Holy Cross.

Second Row: Taurean Henderson, Texas Tech; Brian Westbrook, Villanova; Chris Gocong, Cal Poly; Neale Tweedie, Texas.

Third Row: Jerry Moore, Appalachian State; DeAngelo Williams, Memphis; Jason Hunter, Appalachian State; Brad Smith, Missouri.

Bottom Row: Julius Peppers, North Carolina; Vince Young, Texas; Brent Hawkins, Illinois State; James Noel, Robert Morris.

Contents

| | |
|---|-----|
| School Name-Change/Abbreviation Key | 4 |
| New to This Book | 7 |
| Division I-A Records | 9 |
| Division I-AA Records | 129 |
| Individual and Team Collegiate Records..... | 187 |
| Award Winners..... | 211 |
| Bowl/All-Star Game Records..... | 267 |
| Coaching Records..... | 369 |
| Added and Discontinued Programs | 389 |
| Championship Results..... | 393 |
| Attendance Records..... | 407 |
| 2005 Statistical Leaders..... | 421 |
| Conference Standings and Champions..... | 515 |
| 2005 Results | 529 |




School Name- Change/ Abbreviation Key

Various schools have changed their name. The current school name or tabular style is listed along with other names or styles by which the schools have been referred. (Note: Not all schools in this list currently sponsor or have sponsored football.)

SCHOOL name changes

| Current school name/tabular style: | Changed from: |
|---|---|
| Albertson | Col. of Idaho |
| Alcorn St. | Alcorn A&M |
| Alliant Int'l | U.S. Int'l; Cal Western |
| Arcadia | Beaver |
| Arizona St. | Tempe St. |
| Ark.-Pine Bluff | Arkansas A&M |
| Armstrong Atlantic | Armstrong St. |
| Auburn | Alabama Poly |
| Augusta St. | Augusta |
| Bemidji St. | Bemidji Teachers |
| Benedictine (Ill.) | Ill. Benedictine |
| Bradley | Bradley Tech |
| UC Davis | California Aggies |
| Cal St. East Bay | Cal St. Hayward |
| Cal St. Fullerton | Orange County State College; Orange St. |
| Cal St. L.A. | Cal St. Los Angeles |
| Cal St. Northridge | San Fernando Valley St. |
| Carnegie Mellon | Carnegie Tech |
| Case Reserve | Case Institute of Technology; Case Tech |
| Central Okla. | Central St. (Okla.) |
| Charleston So. | Baptist (S.C.) |
| Charleston (W.V.) | Morris Harvey |
| Charlotte | UNC Charlotte |
| Chattanooga | Tenn.-Chatt. |
| Chicago St. | Chicago Teachers |
| Cleveland St. | Fenn |
| Colorado St. | Colorado A&M |
| Colorado St.-Pueblo | Southern Colo. |
| Columbus St. | Columbus |
| Concordia (Calif.) | Christ College-Irvine |
| Concordia (Ill.) | Concordia Teachers |
| Crown | St. Paul Bible |
| Dayton | St. Mary's Institute |
| DeSales | Allentown |
| Detroit | Detroit Mercy; Detroit Tech |
| Dist. of Columbia | D.C. Teachers; Federal City |
| Dominican (Ill.) | Rosary |
| Drexel | Drexel Tech |
| Duke | Trinity (N.C.) |
| Eastern Conn. St. | Willimantic St. |
| Eastern Mich. | Michigan Normal |
| Eckerd | Fla. Presbyterian |
| Emporia St. | Kansas St. Normal |
| FDU-Florham | FDU-Madison |
| Fresno St. | Fresno Pacific |
| Ga. Southern | Georgia Teachers |
| Ill.-Chicago | Ill.-Chicago Circle |
| Illinois St. | Illinois St. Normal; Illinois Normal |
| Indiana (Pa.) | Indiana St. (Pa.) |
| Indianapolis | Indiana Central |
| Iowa | State University of Iowa |
| Iowa St. | Ames |
| James Madison | Madison |
| Johnson C. Smith | Johnson Smith |
| Kansas St. | Kansas Aggies |
| Kent St. | Kent |
| La Sierra | Loma Linda |
| Lamar | Lamar Tech |
| Liberty | Lynchburg Baptist; Liberty Baptist |
| La.-Lafayette | Southwestern La. |
| La.-Monroe | Northeast La. |
| Loyola Marymount | St. Vincent's; Loyola U. of L.A. |

| Current school name/tabular style: | Changed from: |
|---|---|
| Lycoming | Williamsport Dickinson Seminary |
| Lynn | College of Boca Raton |
| Lyon | Arkansas College |
| Me.-Farmington | Farmington St. |
| Maritime (N.Y.) | N.Y. Maritime |
| Martin Luther | Northwestern (Wis.) |
| Marycrest Int'l | Teikyo Marycrest |
| Md.-East. Shore | Maryland St. |
| Massachusetts | Massachusetts St.; Massachusetts Agriculture Col. |
| Current school name: | Changed from: |
| Mass. Liberal Arts | North Adams St. |
| Mass.-Dartmouth | Southeastern Mass. |
| Mass.-Lowell | Lowell; Lowell St.; Lowell Tech |
| McDaniel | Western Md. |
| Memphis | Memphis St.; West Tennessee St. Normal |
| Minn. St. Mankato | Mankato Teachers; Mankato St. |
| Minn. St. Moorhead | Moorhead St.; Moorhead Teachers |
| Missouri St. | Southwest Mo. St. |
| Mont. St.-Billings | Eastern Montana |
| Montana St.-Northern | Northern Montana |
| Murray St. | Murray Teachers |
| Neb.-Kearney | Kearney St. |
| Neb.-Omaha | Omaha |
| New England U. | St. Francis (Me.) |
| New Jersey City | Jersey City St. |
| N.J. Inst. of Tech. | Newark Engineering |
| New Mexico St. | New Mexico A&M |
| New Orleans | Louisiana St. (N.O.) |
| North Ala. | Florence St. |
| N.C. Central | North Caro. College |
| UNC Pembroke | Pembroke St. |
| North Central (Ill.) | North Central |
| North Central Texas | Cooke County |
| North Texas | North Tex. St. |
| Northeastern St. | Northeastern Okla. St. |
| Northern Ariz. | Arizona St.-Flagstaff; Flagstaff Teachers |
| Northern Colo. | Colorado St. College; Colorado St. Teachers |
| Oklahoma St. | Oklahoma A&M |
| Old Dominion | William & Mary (Norfolk) |
| Penn St.-Berks | Penn St.-Lehigh Valley |
| Penn St.-Harrisburg | Penn St.-Capitol |
| Pepperdine | George Pepperdine |
| Phila. Sciences | Philadelphia Pharmacy |
| Philadelphia U. | Philadelphia Textile |
| Polytechnic (N.Y.) | New York Poly; Brooklyn Poly |
| Post | Teikyo Post; Post |
| Rhodes | Southwestern (Tenn.) |
| Rice | Rice Institute |
| Richard Stockton | Stockton St. |
| Rochester Inst. | Mechanics Institute |
| Rowan | Glassboro St. |
| Rutgers-Newark | Newark St. |
| Salem Int'l | Salem-Teikyo; Salem |
| Samford | Howard Col. |
| S.C. Upstate | S.C.-Spartanburg |
| Southern Ind. | Indiana St.-Evansville |
| Southern Me. | Maine Portland-Gorham; Gorham St. (Me.) |
| Southern Miss. | Mississippi Southern College; Mississippi Normal |
| Southern N.H. | New Hamp. Col. |
| Southern U. | Southern B.R. |
| Southwest Minn. St. | Southwest St. |
| Stevens Institute | Stevens Tech |
| Taylor-Ft. Wayne | Summit Christian |
| Tex. A&M-Commerce | East Texas St. |
| Tex. A&M-Kingsville | Texas A&I |
| Tex.-Pan American | Pan American |
| Texas St. | Southwest Tex. St. |
| Towson | Towson St. |
| Troy | Troy St. |
| Truman | Northeast Mo. St.; Truman St. |
| Tulsa | Henry Kendall |
| Vanguard | Southern California Col. |
| Virginia-Wise | Clinch Valley |
| Washburn | Lincoln College |
| Washington-St. Louis | Washington (Mo.) |
| Washington St. | Washington Agricultural College |
| West Ala. | Livingston |
| West Tex. A&M | West Texas St. |
| Western Mich. | Western State Teachers |
| Western N.M. | New Mexico Western |
| Western Ore. | Oregon Tech; Oregon College of Education |



Current school name/tabular style:

| | |
|------------------------|--|
| Western St. | Colo. Western; Colorado Normal |
| Westmar | Western Union College; Teikyo Westmar |
| Wichita St. | Fairmount |
| Widener | Pennsylvania Military College |
| Wm. Paterson | Paterson St. |
| Wis.-Eau Claire | Eau Claire Teachers |
| Wis.-La Crosse | La Crosse Teachers |
| Wis.-River Falls | River Falls Teachers |
| Wis.-Superior | Superior Normal; Superior St. Teachers |
| Xavier | St. Xavier |

Changed from:**SCHOOLS also known as****Current school name/tabular style:**

| | |
|----------------------------|---|
| Air Force | U.S. Air Force Academy |
| Apprentice School | Newport News |
| Army | U.S. Military Academy; West Point |
| Baruch | Bernard M. Baruch |
| Case Reserve | Case Western Reserve |
| CCNY | City College of New York |
| City Tech | NYCCT; New York City Tech |
| Current school name: | Also known as: |
| Coast Guard | U.S. Coast Guard Academy |
| GC&SU | Georgia College & State University |
| Hawthorne | Nathaniel Hawthorne |
| IPFW | Indiana/Purdue-Ft. Wayne |
| IUPUI | Indiana/Purdue-Indianapolis |
| Lehman | Herbert H. Lehman |
| Lipscomb | David Lipscomb |
| Long Island | LIU-Brooklyn |
| LSU | Louisiana St. |
| Merchant Marine | King's Point; U.S. Merchant Marine Academy |
| MIT | Massachusetts Institute of Technology |
| Navy | U.S. Naval Academy |
| TCNJ | The College of New Jersey (was Trenton St.) |
| NYIT | New York Institute of Technology; New York Tech |
| Rochester Inst. | RIT |
| Sewanee | University of the South |
| Southampton | LIU-Southampton |
| SMU | Southern Methodist |
| TCU | Texas Christian |
| UAB | Ala.-Birmingham |
| UCF | Central Fla. (was Florida Tech) |
| UCLA | University of California, Los Angeles |
| UMBC | Md.-Balt. County |
| UMKC | Mo.-Kansas City |
| UNI | Northern Iowa (was Iowa Teachers) |
| UNLV | Nevada-Las Vegas (was Nevada Southern) |
| UTEP | Texas-El Paso (was Texas Western) |
| UTSA | Texas-San Antonio |
| VCU | Va. Commonwealth |
| VMI | Va. Military |
| WPI | Worcester Poly Inst.; Worcester Tech |

Changed from:**SCHOOL MERGERS****Current school name:**

| | |
|--------------------|--------------------------------------|
| Case Reserve | Case Tech & Western Reserve; 1971-72 |
| Mass.-Lowell | Lowell St. & Lowell Tech; 1975-76 |

Two Schools Merged & Year:

New To this Book

Division I-A

| Record | Page(s) |
|--|----------------|
| A Quarterback Gaining 3,000 Yards Passing and 1,000 Yards Rushing, Season | 11 |
| A Quarterback Gaining 4,000 Yards Rushing and 8,000 Yards Passing, Career | 11 |
| Rushing for At Least 1,500 Yards With At Least 500 Receiving Yards, Season | 14 |
| Most Punts, 60 Yards or More, Season | 19 |
| Scoring Touchdowns by Rushing, Receiving and Returning a Fumble, Game | 21 |
| Most Punts Blocked, Team, Season | 28 |
| Most Field Goals Blocked, Team, Season | 28 |

Bowl/All-Star Game Records

| Record | Page(s) |
|--|----------------|
| Bowl Championship Series Results | 293 |
| Bowl Championship Series Individual Record Lists | 318-321 |
| Bowl Championship Series Team Record Lists | 322-327 |
| Bowl Championship Series Longest Plays | 327 |

Coaching Records

| Record | Page(s) |
|---|----------------|
| Winningest Active All-Divisions Coaches (By Percentage) | 371 |
| Winningest Active All-Divisions Coaches (By Victories) | 371-372 |



Division I-A Records

| | |
|---|-----|
| Individual Records | 10 |
| Team Records | 24 |
| Annual Champions, All-Time Leaders | 30 |
| Team Champions | 61 |
| Toughest-Schedule Annual Leaders... | 65 |
| Annual Most-Improved Teams..... | 66 |
| All-Time Team Won-Lost Records..... | 68 |
| National Poll Rankings | 73 |
| Bowl Coalition, Alliance and Bowl Championship Series History..... | 103 |
| Streaks and Rivalries | 109 |
| Cliffhangers | 111 |
| Overtime Games | 114 |
| Division I-A Stadiums..... | 116 |
| Major-College Statistics Trends..... | 118 |
| College Football Rules Changes | 125 |



Individual Records

Under a three-division reorganization plan adopted by the special NCAA Convention of August 1973, teams classified major-college in football on August 1, 1973, were placed in Division I. College-division teams were divided into Division II and Division III. At the NCAA Convention of January 1978, Division I was divided into Division I-A and Division I-AA for football only.

Before 2002, postseason games were not included in NCAA final football statistics or records. Beginning with the 2002 season, all postseason games were included in NCAA final football statistics and records.

From 1937, when official national statistics rankings began, through 1969, individual rankings were by totals. Beginning in 1970, most season individual rankings were by per-game averages. In total offense, rushing and scoring, it is yards or points per game; in receiving, catches per game and yards per game; in interceptions, catches per game; and in punt and kickoff returns, yards per return. Punting always has been by average, and all team rankings have been per game. Beginning in 1979, passers were rated in all divisions on "pass efficiency rating points," which are derived from a formula that compares passers to the national averages for 14 seasons of two-platoon Division I football starting with the 1965 season. One hundred points equals the 14-year averages for all players in Division I. Those averages break down to 6.29 yards per attempt, 47.14 percent completions, 3.97 percent touchdown passes and 6.54 percent interceptions. The formula assumes that touchdowns are as good as interceptions are bad; therefore, these two figures offset each other for the average player. To determine efficiency rating points, multiply a passer's yards per attempt by 8.4, add his completion percentage, add his touchdown percentage times 3.3, then subtract his interception percentage times two.

Passers must have a minimum of 15 attempts per game to determine rating points because fewer attempts could allow a player to win the championship with fewer than 100 attempts in a season. A passer must play in at least 75 percent of his team's games to qualify for the rankings (e.g., a player on a team with a nine-game season could qualify by playing in seven games); thus, a passer with 105 attempts could qualify for the national rankings.

A pass efficiency rating comparison for each year since 1979 has been added to the passing section of all-time leaders to compare that season's passers with the average rating for all passers during that year.

Individual and team records and rankings included only regular-season games through the 2001 season. Beginning in 2002, all individual and team records included postseason games. Career records of players include only those years in which they competed in Division I-A.

Statistics in some team categories were not tabulated until the advent of the computerized sta-

tistics program in 1966. The records listed in those categories begin with the 1966 season and are so indicated.

In 1954, the regular-season schedule was limited to a maximum of 10 games, and in 1970, to a limit of 11 games, excluding postseason competition.

A player whose career includes statistics from five seasons (or an active player who will play in five seasons) because he was granted an additional season of competition for reasons of hardship or a freshman redshirt is denoted by "\$."

COLLEGIATE RECORDS

Individual and team collegiate records are determined by comparing the best records in all four divisions (I-A, I-AA, II and III) in comparable categories. Included are career records of players who played parts of their careers in different divisions (such as Dennis Shaw of San Diego State, Howard Stevens of Randolph-Macon and Louisville, and Doug Williams of Grambling). For individual collegiate career leaders and team records, see page 198.

NCAA DEFENSIVE FOOTBALL STATISTICS

COMPILATION POLICIES

All individual defensive statistics reported to the NCAA must be compiled by the press box statistics crew during the game. Defensive numbers compiled by the coaching staff or other university/college personnel using game film will not be considered "official" NCAA statistics.

This policy does not preclude a conference or institution from making after-the-game changes to press box numbers. This is consistent with existing NCAA policies involving corrections to any offensive statistics after a contest. Any changes to press box numbers must be obvious errors, such as misidentified players, and this should not be interpreted as a way for press box statistics to be later "updated" by the coaching films. Changes should be made within one week after the game is played. Statisticians also are reminded that NCAA policy does not permit changes to away-game statistics unless approved by the home sports information director.

It is important to note that this policy applies ONLY to official NCAA statistics and national rankings, and does not mean a coaching staff cannot compile separate defensive statistics for institutional use. Those compilations also could appear in the institution's press releases and/or Web site, as long as they are identified as coaching film numbers rather than official statistics as used by the NCAA.

The NCAA statistics staff reserves the right to review any statistics provided to the national office and may withhold publishing/posting those numbers until the accuracy of those statistics can be substantiated.

Total Offense

(Rushing Plus Passing)

MOST YEARS

Quarter

41—Jason Davis, UNLV vs. Idaho, Sept. 17, 1994 (4th; 41 passes)

Half

57—Rusty LaRue, Wake Forest vs. Duke, Oct. 28, 1995 (2nd; 56 passes, 1 rush)

Game

94—Matt Vogler, TCU vs. Houston, Nov. 3, 1990 (696 yards)

Season

814—Kliff Kingsbury, Texas Tech, 2002 (4,903 yards)

2 Yrs

1,409—Kliff Kingsbury, Texas Tech, 2001-02 (8,357 yards)

3 Yrs

2,072—Kliff Kingsbury, Texas Tech, 2000-02 (11,794 yards)

Career

(4 yrs.) 2,587—Timmy Chang, Hawaii, \$2000-04 (16,910 yards)

\$See page 10 for explanation.

MOST PLAYS PER GAME

Season

64.0—David Klingler, Houston, 1990 (704 in 11)

2 Yrs

61.6—David Klingler, Houston, 1990-91 (1,293 in 21)

Career

50.1—Kliff Kingsbury, Texas Tech, 1999-02 (2,156 in 43)

MOST PLAYS BY A FRESHMAN

Game

80—Luke McCown, Louisiana Tech vs. Miami (Fla.), Oct. 28, 2000 (444 yards); Tim Hiller, Western Mich. vs. Ball St., Oct. 8, 2005 (308 yards)

Season

635—Jared Lorenzen, Kentucky, 2000 (3,827 yards) Also holds per-game record with 57.7 (635 in 11)

MOST YARDS GAINED

Quarter

347—Jason Davis, UNLV vs. Idaho, Sept. 17, 1994 (4th)

Half

510—Andre Ware, Houston vs. SMU, Oct. 21, 1989 (1st)

Game

732—David Klingler, Houston vs. Arizona St., Dec. 2, 1990 (16 rushing, 716 passing)

Season

5,976—B.J. Symons, Texas Tech, 2003 (143 rushing, 5,833 passing)

2 Yrs

9,455—Ty Detmer, Brigham Young, 1989-90 (-293 rushing, 9,748 passing)

3 Yrs

13,456—Ty Detmer, Brigham Young, 1989-91 (-323 rushing, 13,779 passing)

Career

(4 yrs.) 16,910—Timmy Chang, Hawaii, \$2000-04 (-162 rushing, 17,072 passing)

\$See page 10 for explanation.

MOST YARDS GAINED PER GAME

Season

47.4—David Klingler, Houston, 1990 (5,221 in 11)

2 Yrs

402.2—David Klingler, Houston, 1990-91 (8,447 in 21)

Career

382.4—Tim Rattay, Louisiana Tech, 1997-99 (12,618 in 33)

MOST YARDS GAINED, FIRST TWO SEASONS

8,808—Tim Rattay, Louisiana Tech, 1997-98 Also holds per-game record with 383.0 (8,808 in 23)

MOST SEASONS GAINING 4,000 YARDS OR MORE

3—Ty Detmer, Brigham Young, 1989-91; Timmy Chang, Hawaii, 2002-04

MOST SEASONS GAINING 3,000 YARDS OR MORE

3—Ty Detmer, Brigham Young, 1989-91; Chad Pennington, Marshall, 1997-99; Tim Rattay, Louisiana Tech, 1997-99; Kliff Kingsbury, Texas Tech, 2000-02; Timmy Chang, Hawaii, 2002-04; Matt Leinart, Southern California, 2003-05

MOST SEASONS GAINING 2,500 YARDS OR MORE

4—Antwaan Randle El, Indiana, 1998-01; Timmy Chang, Hawaii, 2000, 2002-04
3—John Elway, Stanford, 1980-82; Doug Flutie, Boston College, 1982-84; Randall Cunningham, UNLV, 1982-84; Brian McClure, Bowling Green, 1983-85; Erik Wilhelm, Oregon St., 1986-88; Shawn Moore, Virginia, 1988-90; Ty Detmer, Brigham Young, 1989-91; Shane Matthews, Florida, 1990-92; Stoney Case, New Mexico, 1992-94; Peyton Manning, Tennessee, 1995-97; Daunte Culpepper, UCF, 1996-98; Chris Redman, Louisville, 1997-99; Drew Brees, Purdue, 1998-00; Kliff Kingsbury, Texas Tech, 2000-02; Jose Fuentes, Utah St., 2000-02; Ben Roethlisberger, Miami (Ohio), 2001-03; Matt Leinart, Southern California, 2003-05

MOST YARDS GAINED BY A FRESHMAN**Game**

582—David Neill, Nevada vs. New Mexico St., Oct. 10, 1998 (61 plays)

Season

3,827—Jared Lorenzen, Kentucky, 2000 (635 plays)
Per-game record—372.3, David Neill, Nevada, 1998

MOST YARDS GAINED BY A SOPHOMORE**Game**

657—Brian Lindgren, Idaho vs. Middle Tenn., Oct. 6, 2001 (20 rushing, 637 passing)

Season

4,457—Timmy Chang, Hawaii, 2002 (14 games, 663 plays)
Per-game record—390.8, Scott Mitchell, Utah, 1988

MOST YARDS GAINED IN FIRST GAME**OF CAREER**

483—Billy Stevens, UTEP vs. North Texas, Sept. 18, 1965

MOST YARDS GAINED IN TWO, THREE AND FOUR CONSECUTIVE GAMES**2 Games**

1,310—David Klingler, Houston, 1990 (578 vs. Eastern Wash., Nov. 17; 732 vs. Arizona St., Dec. 2)

3 Games

1,799—B.J. Symons, Texas Tech, 2003 (618 vs. North Carolina St., Sept. 20; 681 vs. Mississippi, Sept. 27; 500 vs. Texas A&M, Oct. 4)

4 Games

2,328—B.J. Symons, Texas Tech, 2003 (618 vs. North Carolina St., Sept. 20; 681 vs. Mississippi, Sept. 27; 500 vs. Texas A&M, Oct. 4; 529 vs. Iowa St., Oct. 11)

MOST GAMES GAINING 300 YARDS OR MORE**Season**

12—Ty Detmer, Brigham Young, 1990; B.J. Symons, Texas Tech, 2003

Career

33—Ty Detmer, Brigham Young, 1988-91

MOST CONSECUTIVE GAMES GAINING 300 YARDS OR MORE**Season**

12—Ty Detmer, Brigham Young, 1990

Career

19—Ty Detmer, Brigham Young, 1989-90

MOST GAMES GAINING 400 YARDS OR MORE**Season**

11—B.J. Symons, Texas Tech, 2003

Career

13—Ty Detmer, Brigham Young, 1988-91; Timmy Chang, Hawaii, \$2000-04

\$See page 10 for explanation.

MOST CONSECUTIVE GAMES GAINING 400 YARDS OR MORE**Season**

9—B.J. Symons, Texas Tech, 2003
Also holds career record with 9

MOST YARDS GAINED AGAINST ONE OPPONENT**Career**

1,483—Ty Detmer, Brigham Young vs. San Diego St., 1988-91

MOST YARDS GAINED PER GAME AGAINST ONE OPPONENT**Career**

(Min. 3 games) 427.7—Byron Leftwich, Marshall vs. Buffalo, 2000-02 (1,283 yards)

(Min. 4 games) 370.8—Ty Detmer, Brigham Young vs. San Diego St., 1988-91 (1,483 yards)

MOST YARDS GAINED BY TWO OPPOSING PLAYERS**Game**

1,321—Matt Vogler, TCU (696) & David Klingler, Houston (625), Nov. 3, 1990

GAINING 1,000 YARDS RUSHING AND 1,000 YARDS PASSING**Season**

Johnny Bright (HB), Drake, 1950 (1,232 rushing, 1,168 passing); Reggie Collier (QB), Southern Miss., 1981 (1,005 rushing, 1,004 passing); Bart Weiss (QB), Air Force, 1985 (1,032 rushing, 1,449 passing); Darian Hagan (QB), Colorado, 1989 (1,004 rushing, 1,002 passing); Dee Dowis (QB), Air Force, 1989 (1,286 rushing, 1,285 passing); Brian Mitchell (QB), La.-Lafayette, 1989 (1,311 rushing, 1,966 passing); Michael Carter (QB), Hawaii, 1991 (1,092 rushing, 1,172 passing); Beau Morgan (QB), Air Force, 1995 (1,285 rushing, 1,165 passing); Beau Morgan (QB), Air Force, 1996 (1,494 rushing, 1,210 passing); Chris McCoy (QB), Navy, 1997 (1,370 rushing, 1,203 passing); Scott Frost (QB), Nebraska, 1997 (1,095 rushing, 1,237 passing); Antwaan Randle El (QB), Indiana, 2000 (1,270 rushing, 1,783 passing); Keith Boyea, Air Force, 2001 (1,216 rushing, 1,253 passing); Woodrow Dantzler (QB), Clemson, 2001 (1,004 rushing, 2,360 passing); Joshua Cribbs (QB), Kent St., 2001 (1,019 rushing, 1,516 passing) (one of only two freshmen to accomplish the feat); Eric Crouch, Nebraska, 2001 (1,115 rushing, 1,510 passing); Brad Smith, Missouri, 2002 (1,029 rushing, 2,333 passing) (one of only two freshmen to accomplish the feat); Joshua Cribbs, Kent St., 2002 (1,057 rushing, 1,014 passing); Jammal Lord, Nebraska, 2002 (1,412 rushing, 1,362 passing); Chance Harridge, Air Force, 2002 (1,229 rushing, 1,062 passing); Ell Roberson, Kansas St., 2002 (1,032 rushing, 1,580 passing); Craig Candeto, Navy, 2003 (1,112 rushing, 1,140 passing); Brad Smith, Missouri, 2003 (1,406 rushing, 1,977 passing); Vince Young, Texas, 2004 (1,079 rushing, 1,849 passing); Vince Young, Texas, 2005 (3,036 passing, 1,050 rushing)

A QUARTERBACK GAINING 2,000 YARDS PASSING AND 1,000 YARDS RUSHING**Season**

Woodrow Dantzler, Clemson, 2001 (2,360 passing, 1,004 rushing); Brad Smith, Missouri, 2002 (2,333 passing, 1,029 rushing) (only freshman to accomplish the feat); Vince Young, Texas, 2005 (3,036 passing, 1,050 rushing)

A QUARTERBACK GAINING 3,000 YARDS PASSING AND 1,000 YARDS RUSHING**Season**

Vince Young, Texas, 2005 (3,036 passing, 1,050 rushing)

A QUARTERBACK GAINING 2,000 YARDS RUSHING AND 4,000 YARDS PASSING**Career**

Prince McLunkins, Wichita St., 1979-82 (2,047 rushing, 4,544 passing); John Bond, Mississippi St., 1980-83 (2,280 rushing, 4,621 passing); Rickey Foggie, Minnesota, 1984-87 (2,038 rushing, 4,903 passing); Brian Mitchell, La.-Lafayette, 1986-89 (3,335 rushing, 5,447 passing); Major Harris, West

Virginia, 1987-89 (2,030 rushing, 4,834 passing); Antwaan Randle El, Indiana, 1998-01 (3,895 rushing, 7,469 passing); Woodrow Dantzler, Clemson, 1998-01 (2,615 rushing, 5,634 passing); Joshua Cribbs, Kent St., 2001-04 (3,670 rushing, 7,169 passing); Vince Young, Texas, 2003-05 (3,127 rushing, 6,040 passing); Brad Smith, Missouri, 2002-05 (4,289 rushing, 8,799 passing)

A QUARTERBACK GAINING 3,000 YARDS RUSHING AND 3,000 YARDS PASSING**Career**

Brian Mitchell, La.-Lafayette, 1986-89 (3,335 rushing, 5,447 passing); Beau Morgan, Air Force, 1994-96 (3,379 rushing, 3,248 passing); Antwaan Randle El, Indiana, 1998-01 (3,895 rushing, 7,469 passing); Joshua Cribbs, Kent St., 2001-04 (3,670 rushing, 7,169 passing); Vince Young, Texas, 2003-05 (3,127 rushing, 6,040 passing); Brad Smith, Missouri, 2002-05 (4,289 rushing, 8,799 passing)

A QUARTERBACK GAINING 3,500 YARDS RUSHING AND 7,000 YARDS PASSING**Career**

Antwaan Randle El, Indiana, 1998-01 (3,895 rushing, 7,469 passing); Joshua Cribbs, Kent St., 2001-04 (3,670 rushing, 7,169 passing); Brad Smith, Missouri, 2002-05 (4,289 rushing, 8,799 passing)

A QUARTERBACK GAINING 4,000 YARDS RUSHING AND 8,000 YARDS PASSING**Career**

Brad Smith, Missouri, 2002-05 (4,289 rushing, 8,799 passing)

A QUARTERBACK GAINING 300 YARDS PASSING AND 100 YARDS RUSHING**Game**

Archie Manning, Mississippi vs. Alabama, Oct. 4, 1969 (104 rushing, 436 passing); Steve Young, Brigham Young vs. Baylor, Sept. 10, 1983 (113 rushing, 351 passing); Ned James, New Mexico vs. Wyoming, Nov. 1, 1986 (118 rushing, 406 passing); Randy Welniak, Wyoming vs. Air Force, Sept. 24, 1988 (108 rushing, 359 passing); Donald Douglas, Houston vs. SMU, Oct. 19, 1991 (103 rushing, 319 passing); Shaun King, Tulane vs. Army, Nov. 14, 1998 (133 rushing, 332 passing); Michael Bishop, Kansas St. vs. Nebraska, Nov. 14, 1998 (140 rushing, 306 passing); Michael Bishop, Kansas St. vs. Texas A&M, Dec. 5, 1998 (101 rushing, 341 passing); Marques Tuiasosopo, Washington vs. Stanford, Oct. 30, 1999 (207 rushing, 302 passing); Brian Broadwater, Navy vs. Tulane, Nov. 11, 2000 (115 rushing, 302 passing); Woodrow Dantzler, Clemson vs. North Carolina St., Oct. 13, 2001 (184 rushing, 333 passing); Shaun Hill, Maryland vs. Duke, Oct. 20, 2001 (105 rushing,



In 2005, Vince Young of Texas became the first individual in Division I-A history to pass for more than 3,000 yards (3,036) and rush for more than 1,000 yards (1,050) in a single season.

323 passing); Zak Kustok, Northwestern vs. Bowling Green, Nov. 17, 2001 (111 rushing, 421 passing); Kevin Kolb, Houston vs. TCU, Oct. 25, 2003 (144 rushing, 434 passing); Cory Randolph, Wake Forest vs. East Caro., Sept. 11, 2004 (117 rushing, 334 passing); Drew Stanton, Michigan St. vs. Minnesota, Oct. 16, 2004 (102 rushing, 308 passing); Kent Smith, Central Mich. vs. Miami (Ohio), Sept. 10, 2005 (122 rushing, 356 passing); Reggie McNeal, Texas A&M vs. SMU, Sept. 17, 2005 (100 rushing, 349 passing)

A QUARTERBACK GAINING 400 YARDS PASSING AND 100 YARDS RUSHING

Game

Archie Manning, Mississippi vs. Alabama, Oct. 4, 1969 (104 rushing, 436 passing); Ned James, New Mexico vs. Wyoming, Nov. 1, 1986 (118 rushing, 406 passing); Zak Kustok, Northwestern vs. Bowling Green, Nov. 17, 2001 (111 rushing, 421 passing); Kevin Kolb, Houston vs. TCU, Oct. 25, 2003 (144 rushing, 434 passing)

A QUARTERBACK GAINING 300 YARDS PASSING AND 200 YARDS RUSHING

Game

Marques Tuiasosopo, Washington vs. Stanford, Oct. 30, 1999 (207 rushing, 302 passing)

A QUARTERBACK GAINING 200 YARDS RUSHING AND 200 YARDS PASSING

Game

Reds Bagnell, Pennsylvania vs. Dartmouth, Oct. 14, 1950 (214 rushing, 276 passing); Steve Gage, Tulsa vs. New Mexico, Nov. 8, 1986 (212 rushing, 209 passing); Brian Mitchell, La.-Lafayette vs. Colorado St., Nov. 21, 1987 (271 rushing, 205 passing); Marques Tuiasosopo, Washington vs. Stanford, Oct. 30, 1999 (207 rushing, 302 passing); Antwaan Randle El, Indiana vs. Minnesota, Oct. 21, 2000 (210 rushing, 263 passing); Brad Smith, Missouri vs. Nebraska, Oct. 22, 2005 (246 rushing, 234 passing); Vince Young, Texas vs. Oklahoma St., Oct. 29, 2005 (267 rushing, 239 passing)

TEAM HAVING A 200-YARD RUSHER AND A 200-YARD RECEIVER IN THE SAME GAME

San Diego St., George Jones (208 rushing) and Will Blackwell (210 receiving) vs. New Mexico, Nov. 4, 1995 (San Diego St. won, 38-29); Pittsburgh, Kevan Barlow (209 rushing) and Antonio Bryant (222 receiving) vs. Boston College, Oct. 21, 2000 (Pittsburgh won, 42-26); Wisconsin, Anthony Davis (247 rushing) and Lee Evans (214 receiving) vs. Akron, Sept. 6, 2003 (Wisconsin won, 48-31); Wisconsin, Dwayne Smith (207 rushing) and Lee Evans (258 receiving) vs. Michigan St., Nov. 15, 2003 (Wisconsin won, 56-21)

TEAMS HAVING A 3,000-YARD PASSER, 1,000-YARD RUSHER AND 1,000-YARD RECEIVER IN THE SAME YEAR

30 teams. Most recent: Akron, 2005 (Luke Getsy [3,455 passer], Brett Biggs [1,339 rusher] and Domenik Hixon [1,210 receiver]); Miami (Ohio), 2005 (Josh Betts [3,178 passer], Brandon Murphy [1,070 rusher] and Ryne Robinson [1,119 receiver]); Southern California, 2005 (Matt Leinart [3,815 passer], Reggie Bush [1,740 rusher], LenDale White [1,302 rusher] and Dwayne Jarrett [1,274 receiver]); Boise St., 2003 (Ryan Dinwiddie [4,356 passer], David Mikell [1,142 rusher] and Tim Gilligan [1,192 receiver]); Houston, 2003 (Kevin Kolb [3,131 passer], Anthony Evans [1,149 rusher] and Brandon Middleton [1,250 receiver]); Miami (Ohio), 2003 (Ben Roethlisberger [4,486 passer], Cal Murphy Jr. [1,030 rusher] and Martin Nance [1,498 receiver]); Oregon St., 2003 (Derek Anderson [4,058 passer], Steven Jackson [1,545 rusher], James Newson [1,306 receiver] and Mike Hass [1,013 receiver]); UCF, 2002 (Ryan Schneider [3,770 passer], Alex Haynes [1,038 rusher], Doug Gabriel [1,237 receiver] and Jimmy Fryzel [1,125 receiver]); Brigham Young, 2001 (Brandon Doman [3,542 passer], Luke Staley [1,582 rusher] and Reno Mahe [1,211 receiver]); Fresno St., 2001 (David Carr [4,308 passer], Paris Gaines [1,018 rusher], Rodney Wright [1,331

receiver] and Bernard Berrian [1,270 receiver]); Utah St., 2001 (Jose Fuentes [3,100 passer], Emmett White [1,361 rusher] and Kevin Curtis [1,531 receiver]); Louisville, 1999 (Chris Redman [3,647 passer], Frank Moreau [1,298 rusher] and Arnold Jackson [1,209 receiver]); Nevada, 1999 (David Neill [3,402 passer], Chris Lemon [1,170 rusher], and Trevor Insley [2,060 receiver]); Western Mich., 1999 (Tim Lester [3,639 passer], Robert Stanford [1,092 rusher] and Steve Neal [1,113 receiver]); Louisville, 1998 (Chris Redman [4,042 passer], Leroy Collins [1,134 rusher] and Arnold Jackson [1,165 receiver]); Western Mich., 1998 (Tim Lester [3,311 passer], Darnell Fields [1,016 rusher] and Steve Neal [1,121 receiver]); Nevada, 1998 (David Neill [3,249 passer], Chris Lemon [1,154 rusher], Geoff Noisy [1,405 receiver] and Trevor Insley [1,220 receiver]); Nevada, 1997 (John Dutton [3,526 passer], Chris Lemon [1,055 rusher], Geoff Noisy [1,184 receiver] and Trevor Insley [1,151 receiver]); Tennessee, 1997 (Peyton Manning [3,819 passer], Jamal Lewis [1,364 rusher] and Marcus Nash [1,170 receiver]); Nevada, 1995 (Mike Maxwell [3,611 passer], Kim Minor [1,052 rusher] and Alex Van Dyke [1,854 receiver]); New Mexico St., 1995 (Cody Ledbetter [3,501 passer], Dennis Manns [1,120 rusher] and Lucious Davis [1,018 receiver]); Ohio St., 1995 (Bobby Hoying [3,023 passer], Eddie George [1,826 rusher] and Terry Glenn [1,316 receiver]); San Diego St., 1995 (Billy Blanton [3,300 passer], George Jones [1,842 rusher], Will Blackwell [1,207 receiver] and Az Hakim [1,022 receiver])

(Note: Southern California in 2005 is the only team to have two 1,000-yard rushers in the same year with a 3,000-yard passer and 1,000-yard receiver.)

(Note: UCF in 2002, Fresno St. in 2001, Nevada in 1997 and 1998, and San Diego St. in 1995, are the only teams to have two 1,000-yard receivers.)

TEAMS HAVING A 2,000-YARD RUSHER AND 2,000-YARD PASSER IN THE SAME YEAR

4—Oklahoma St., 1988 (Barry Sanders [2,628 rusher] and Mike Gundy [2,163 passer]); Colorado, 1994 (Rashaan Salaam [2,055 rusher] and Kordell Stewart [2,071 passer]); Texas, 1998 (Ricky Williams [2,124 rusher] and Major Applewhite [2,453 passer]); Penn St., 2002 (Larry Johnson [2,087 rusher] and Zach Mills [2,417 passer])

TEAMS HAVING A 2,000-YARD RUSHER, 2,000-YARD PASSER AND 1,000-YARD RECEIVER IN THE SAME YEAR

2—Oklahoma St., 1988 (Barry Sanders [2,628 rusher], Mike Gundy [2,163 passer] and Hart Lee Dykes [1,278 receiver]); Texas, 1998 (Ricky Williams [2,124 rusher], Major Applewhite [2,453 passer] and Wane McGarity [1,087 receiver])

TEAMS HAVING A 4,000-YARD PASSER AND 1,000-YARD RUSHER IN THE SAME YEAR

7—Houston, 1990 (David Klingler [5,140 passer] and Chuck Weatherspoon [1,097 rusher]); Louisville, 1998 (Chris Redman [4,042 passer] and Leroy Collins [1,134 rusher]); Houston, 1989 (Andre Ware [4,699 passer] and Chuck Weatherspoon [1,146 rusher]); Fresno St., 2001 (David Carr [4,308 passer] and Paris Gaines [1,018 rusher]); Boise St., 2003 (Ryan Dinwiddie [4,356 passer] and David Mikell [1,142 rusher]); Miami (Ohio), 2003 (Ben Roethlisberger [4,486 passer] and Cal Murphy Jr. [1,030 rusher]); Bowling Green, 2004 (Omar Jacobs [4,002 passer] and P.J. Pope [1,098 rusher])

HIGHEST AVERAGE GAIN PER PLAY

Game

(Min. 37-62 plays) 14.3—Jason Martin, Louisiana Tech vs. Toledo, Oct. 19, 1996 (37 for 529)

(Min. 63 plays) 9.9—David Klingler, Houston vs. TCU, Nov. 3, 1990 (63 for 625)

Season

(Min. 3,000 yards) 9.1—Rex Grossman, Florida, 2001 (429 for 3,904)

Career

(Min. 7,500 yards) 8.35—Ryan Dinwiddie, Boise St., 2000-03 (1,189 for 9,924)

MOST TOUCHDOWNS RESPONSIBLE FOR (TDS SCORED AND PASSED FOR)

Game

11—David Klingler, Houston vs. Eastern Wash., Nov. 17, 1990 (passed for 11)

Season

57—B.J. Symons, Texas Tech, 2003 (scored 5, passed for 52)

2 Yrs

85—David Klingler, Houston, 1990-91 (scored 2, passed for 83)

3 Yrs

122—Ty Detmer, Brigham Young, 1989-91 (scored 14, passed for 108)

Career

(4 yrs.) 135—Ty Detmer, Brigham Young, 1988-91 (scored 14, passed for 121)

MOST TOUCHDOWNS RESPONSIBLE FOR PER GAME

Season

5.0—David Klingler, Houston, 1990 (55 in 11)

2 Yrs

4.0—David Klingler, Houston, 1990-91 (85 in 21)

3 Yrs

3.5—Tim Rattay, Louisiana Tech, 1997-99 (117 in 33)

Career

(4 yrs.) 2.9—Ty Detmer, Brigham Young, 1988-91 (135 in 46)

Collegiate record—3.6, Dennis Shaw, San Diego St., 1968-69 (72 in 20)

MOST POINTS RESPONSIBLE FOR (Points Scored and Passed For)

Game

66—David Klingler, Houston vs. Eastern Wash., Nov. 17, 1990 (passed for 11 TDs)

Season

348—B.J. Symons, Texas Tech, 2003 (scored 5 TDs, passed for 52 TDs, accounted for 3 two-point conversions)

2 Yrs

514—David Klingler, Houston, 1990-91 (scored 2 TDs, passed for 83 TDs, accounted for 2 two-point conversions)

3 Yrs

702—Tim Rattay, Louisiana Tech, 1997-99 (scored 2 TDs, passed for 115 TDs)

Career

820—Ty Detmer, Brigham Young, 1988-91 (scored 14 TDs, passed for 121 TDs, accounted for 5 two-point conversions)

MOST POINTS RESPONSIBLE FOR PER GAME

Season

30.4—David Klingler, Houston, 1990 (334 in 11)

2 Yrs

22.8—Jim McMahon, Brigham Young, 1980-81 (502 in 22)

3 Yrs

21.3—Tim Rattay, Louisiana Tech, 1997-99 (702 in 33)

Career

(4 yrs.) 17.8—Ty Detmer, Brigham Young, 1988-91 (820 in 46)

Collegiate record—21.6, Dennis Shaw, San Diego St., 1968-69 (432 in 20)

SCORING 200 POINTS AND PASSING FOR 200 POINTS

Career

Rick Leach, Michigan, 1975-78 (scored 204, passed for 270); Antwaan Randle El, Indiana, 1998-01 (scored 264, passed for 258); Brad Smith, Missouri, 2002-05 (scored 270, passed for 336)

RUSHED FOR 40 TOUCHDOWNS AND PASSED FOR 40 TOUCHDOWNS

Career

Antwaan Randle El, Indiana, 1998-01 (44 rushing, 42 passing); Josh Harris, Bowling Green, 2000-03 (43 rushing, 55 passing); Brad Smith, Missouri, 2002-05 (45 rushing, 56 passing)

MOST CAREER STARTS AT QUARTERBACK

51—Philip Rivers, North Carolina St., 2000-03

Rushing

MOST RUSHES

Quarter

22—Alex Smith, Indiana vs. Michigan St., Nov. 11, 1995 (1st, 114 yards)

Half

34—Tony Sands, Kansas vs. Missouri, Nov. 23, 1991 (2nd, 240 yards)

Game

58—Tony Sands, Kansas vs. Missouri, Nov. 23, 1991 (396 yards)

Season

403—Marcus Allen, Southern California, 1981 (2,342 yards)

2 Yrs

757—Marcus Allen, Southern California, 1980-81 (3,905 yards)

Career

(3 yrs.) 994—Herschel Walker, Georgia, 1980-82 (5,259 yards)
(4 yrs.) 1,215—Steve Bartalo, Colorado St., 1983-86 (4,813 yards)

MOST RUSHES PER GAME

Season

39.6—Ed Marinaro, Cornell, 1971 (356 in 9)

2 Yrs

36.0—Marcus Allen, Southern California, 1980-81 (757 in 21)

Career

34.0—Ed Marinaro, Cornell, 1969-71 (918 in 27)

MOST RUSHES BY A FRESHMAN

Game

52—Michael Turner, Northern Ill. vs. Central Mich., Nov. 18, 2000 (281 yards)

Season

339—Adrian Peterson, Oklahoma, 2004 (1,925 yards)

MOST RUSHES PER GAME BY A FRESHMAN

Season

29.2—Steve Bartalo, Colorado St., 1983 (292 in 10)

MOST CONSECUTIVE RUSHES BY SAME PLAYER

Game

16—William Howard, Tennessee vs. Mississippi, Nov. 15, 1986 (during two possessions)

MOST RUSHES IN TWO CONSECUTIVE GAMES

Season

102—Lorenzo White, Michigan St., 1985 (53 vs. Purdue, Oct. 26; 49 vs. Minnesota, Nov. 2)

MOST CONSECUTIVE RUSHES WITHOUT LOSING A FUMBLE

Season

365—Travis Prentice, Miami (Ohio), 1998

Career

862—Travis Prentice, Miami (Ohio), 1997-99

MOST YARDS GAINED

Quarter

222—Corey Dillon, Washington vs. San Jose St., Nov. 16, 1996 (1st, 16 rushes)

Half

287—Stacey Robinson, Northern Ill. vs. Fresno St., Oct. 6, 1990 (1st: 114 in first quarter, 173 in second quarter; 20 rushes); LaDainian Tomlinson, TCU vs. UTEP, Nov. 20, 1999 (2nd: 121 in third quarter, 166 in fourth quarter; 28 rushes)

Game

406—LaDainian Tomlinson, TCU vs. UTEP, Nov. 20, 1999 (43 rushes) (59 yards in first quarter, 60 in second quarter, 121 in third quarter, 166 in fourth quarter)

Season

2,628—Barry Sanders, Oklahoma St., 1988 (344 rushes, 11 games)

2 Yrs

4,195—Troy Davis, Iowa St., 1995-96 (747 rushes)

Career

(3 yrs.) 5,259—Herschel Walker, Georgia, 1980-82 (994 rushes)
(4 yrs.) 6,397—Ron Dayne, Wisconsin, 1996-99 (1,115 rushes)

MOST YARDS GAINED PER GAME

Season

238.9—Barry Sanders, Oklahoma St., 1988 (2,628 in 11)

2 Yrs

190.7—Troy Davis, Iowa St., 1995-96 (4,195 in 22)

Career

174.6—Ed Marinaro, Cornell, 1969-71 (4,715 in 27)

MOST YARDS GAINED BY A FRESHMAN

Game

386—Marshall Faulk, San Diego St. vs. Pacific, Sept. 14, 1991 (37 rushes)

Season

1,925—Adrian Peterson, Oklahoma, 2004 (339 rushes) Per-game record—180.1, Jamario Thomas, North Texas, 2004 (1,801 in 10)

MOST YARDS GAINED BY A SOPHOMORE

Game

351—Scott Harley, East Caro. vs. North Carolina St., Nov. 30, 1996 (42 rushes)

Season

2,010—Troy Davis, Iowa St., 1995 (345 rushes) Also holds per-game record with 182.7 (2,010 in 11)

FRESHMEN GAINING 1,000 YARDS OR MORE

Season

By 74 players (see chart after Annual Rushing Champions, pages 34 and 35)

TWO FRESHMEN, SAME TEAM, GAINING 1,000 YARDS OR MORE

Season

Mike Smith (1,062) & Gwain Durden (1,049), Chattanooga, 1977

FIRST PLAYER TO GAIN 1,000 YARDS OR MORE

Season

Byron "Whizzer" White, Colorado, 1937 (1,121)

(Note: Before NCAA records began in 1937, Morley Drury of Southern California gained 1,163 yards in 1927.)

EARLIEST GAME REACHING 1,000 YARDS

Season

5th—Ed Marinaro, Cornell, 1971 (1,026); Ricky Bell, Southern California, 1976 (1,008); Marcus Allen, Southern California, 1981 (1,136); Ernest Anderson, Oklahoma St., 1982 (1,042); Barry Sanders, Oklahoma St., 1988 (1,002); Troy Davis, Iowa St., 1995 (1,001); Troy Davis, Iowa St., 1996 (1,047); Byron Hanspard, Texas Tech, 1996 (1,112); Ricky Williams, Texas, 1998 (1,086)

EARLIEST GAME BY A FRESHMAN REACHING 1,000 YARDS

Season

7th—Emmitt Smith, Florida, 1987 (1,011 vs. Temple, Oct. 17); Marshall Faulk, San Diego St., 1991 (1,157 vs. Colorado St., Nov. 9); Adrian Peterson, Oklahoma, 2004 (1,023 vs. Kansas, Oct. 23)

MOST YARDS GAINED BY A QUARTERBACK

Game

308—Stacey Robinson, Northern Ill. vs. Fresno St., Oct. 6, 1990 (22 rushes)

Season

1,494—Beau Morgan, Air Force, 1996 (225 rushes) Also holds per-game record with 135.8 (1,494 in 11)

Career

4,289—Brad Smith, Missouri, 2002-05 (795 rushes) Per-game record—109.1, Stacey Robinson, Northern Ill., 1988-90 (2,727 in 25)

MOST YARDS GAINED BY A FRESHMAN QUARTERBACK

Season

1,029—Brad Smith, Missouri, 2002 (193 rushes)

LONGEST GAIN BY A QUARTERBACK

Game

98—Mark Malone, Arizona St. vs. Utah St., Oct. 27, 1979 (TD)

MOST GAMES GAINING 100 YARDS OR MORE

Season

12—Quentin Griffin, Oklahoma, 2002

Career

34—DeAngelo Williams, Memphis, 2002-05 (44 games)

MOST GAMES GAINING 100 YARDS OR MORE BY A FRESHMAN

Season

11—Adrian Peterson, Oklahoma, 2004

MOST CONSECUTIVE GAMES GAINING 100 YARDS OR MORE

Career

31—Archie Griffin, Ohio St., began Sept. 15, 1973 (vs. Minnesota), ended Nov. 22, 1975 (vs. Michigan)

MOST CONSECUTIVE GAMES GAINING 100 YARDS OR MORE BY A FRESHMAN

Season

9—Adrian Peterson, Oklahoma, 2004

MOST CONSECUTIVE GAMES GAINING 100 YARDS OR MORE BY A QUARTERBACK

Season

5—Beau Morgan, Air Force, 1995; Brian Madden, Navy, 1999

MOST GAMES GAINING 200 YARDS OR MORE

Season

8—Marcus Allen, Southern California, 1981

Career

11—Marcus Allen, Southern California, 1978-81 (in 21 games during 1980-81); Ricky Williams, Texas, 1995-98; Ron Dayne, Wisconsin, 1996-99

MOST GAMES GAINING 200 YARDS OR MORE BY A FRESHMAN

Season

4—Herschel Walker, Georgia, 1980; Ron Dayne, Wisconsin, 1996

MOST CONSECUTIVE GAMES GAINING 200 YARDS OR MORE

Season

5—Marcus Allen, Southern California, 1981 (210 vs. Tennessee, Sept. 12; 274 vs. Indiana, Sept. 19; 208 vs. Oklahoma, Sept. 26; 233 vs. Oregon St., Oct. 3; 211 vs. Arizona, Oct. 10); Barry Sanders, Oklahoma St., 1988 (320 vs. Kansas St., Oct. 29; 215 vs. Oklahoma, Nov. 5; 312 vs. Kansas, Nov. 12; 293 vs. Iowa St., Nov. 19; 332 vs. Texas Tech, Dec. 3)

MOST GAMES GAINING 300 YARDS OR MORE


Season

4—Barry Sanders, Oklahoma St., 1988
Also holds career record with 4

MOST CONSECUTIVE GAMES GAINING 300 YARDS OR MORE

Season

2—Ricky Williams, Texas, 1998 (318 vs. Rice, Sept. 26; 350 vs. Iowa St., Oct. 3)



Missouri's Brad Smith finished his career last year as the first Division I-A quarterback to finish with more than 8,000 yards passing (8,799) and 4,000 yards rushing (4,289). He is also only one of three quarterbacks in the division to run for at least 40 touchdowns and throw for at least 40 TDs.

MOST YARDS GAINED IN TWO, THREE, FOUR AND FIVE CONSECUTIVE GAMES**2 Games**

668—Ricky Williams, Texas, 1998 (318 vs. Rice, Sept. 26; 350 vs. Iowa St., Oct. 3)

3 Games

937—Barry Sanders, Oklahoma St., 1988 (312 vs. Kansas, Nov. 12; 293 vs. Iowa St., Nov. 19; 332 vs. Texas Tech, Dec. 3)

4 Games

1,152—Barry Sanders, Oklahoma St., 1988 (215 vs. Oklahoma, Nov. 5; 312 vs. Kansas, Nov. 12; 293 vs. Iowa St., Nov. 19; 332 vs. Texas Tech, Dec. 3)

5 Games

1,472—Barry Sanders, Oklahoma St., 1988 (320 vs. Kansas St., Oct. 29; 215 vs. Oklahoma, Nov. 5; 312 vs. Kansas, Nov. 12; 293 vs. Iowa St., Nov. 19; 332 vs. Texas Tech, Dec. 3)

MOST SEASONS GAINING 1,500 YARDS OR MORE**Career**

3—Tony Dorsett, Pittsburgh, 1973, 1975-76; Herschel Walker, Georgia, 1980-82; Travis Prentice, Miami (Ohio), 1997-99

MOST SEASONS GAINING 1,000 YARDS OR MORE**Career**

4—Tony Dorsett, Pittsburgh, 1973-76; Amos Lawrence, North Carolina, 1977-80; Dennis Manns, New Mexico St., 1995-98; Ron Dayne, Wisconsin, 1996-99

Collegiate record tied by Howard Stevens, Randolph-Macon, 1968-69; Louisville, 1971-72

MOST PLAYERS REACHING 2,000 CAREER RUSHING YARDS IN THE SAME SEASON

3—Nebraska, 2000 (Cornell Buckhalter, 2,522; Dan Alexander, 2,456; Eric Crouch, 2,319)

TWO PLAYERS, SAME TEAM, EACH GAINING 1,000 YARDS OR MORE**Season**

36 times. Most recent: Minnesota, 2005—Laurence Maroney (1,355) & Gary Russell (1,045); Southern California, 2005—Reggie Bush (1,740) & LenDale White (1,302); Minnesota, 2004—Laurence Maroney (1,348) & Marion Barber III (1,269); Tennessee, 2004—Gerald Riggs Jr. (1,107) & Cedric Houston (1,005); Texas, 2004—Cedric Benson (1,834) & Vince Young (1,079); Minnesota, 2003—Marion Barber III (1,196) & Laurence Maroney (1,121); Missouri, 2003—Brad Smith (1,406) & Zack Abrow (1,155); Navy, 2003—Kyle Eckel (1,249) & Craig Candeto (1,112); Kansas St., 2002—Darren Sproles (1,465) & Ell Roberson (1,032); Nebraska, 2001—Dahrran Diedrick (1,299) & Eric Crouch (1,115); Nebraska, 1997—Ahman Green (1,877) & Scott Frost (1,016); Colorado St., 1996—Calvin Branch (1,279) & Damon Washington (1,075); Ohio, 1996—Steve Hookfin (1,125) & Kareem Wilson (1,072)

TWO PLAYERS, SAME TEAM, EACH GAINING 200 YARDS OR MORE**Game**

Gordon Brown, 214 (23 rushes) & Steve Gage (QB), 206 (26 rushes), Tulsa vs. Wichita St., Nov. 2, 1985; Sedrick Irvin, 238 (28 rushes) & Marc Renaud, 203 (21 rushes), Michigan St. vs. Penn St., Nov. 29, 1997

TWO OPPOSING DIVISION I-A PLAYERS EACH GAINING 200 YARDS OR MORE**Game**

George Swann, Miami (Ohio) (239) & Otis Cheatham, Western Mich. (219), Sept. 8, 1984; Barry Sanders, Oklahoma St. (215) & Mike Gaddis, Oklahoma (213), Nov. 5, 1988; Ricky Williams, Texas (249) & Michael Perry, Rice (211), Sept. 27, 1997; De'Mond Parker, Oklahoma (291) & Ricky Williams, Texas (223), Oct. 11, 1997; Chris Barclay, Wake Forest (243) & Bruce Perry, Maryland (237), Nov. 29, 2003; Garrett Wolfe, Northern Ill. (245) & Tyrell Sutton, Northwestern (214), Sept. 10, 2005

MOST YARDS GAINED BY TWO OPPOSING PLAYERS**Game**

553—Marshall Faulk, San Diego St. (386) & Ryan Benjamin, Pacific (167), Sept. 14, 1991

MOST YARDS GAINED BY TWO PLAYERS, SAME TEAM**Game**

476—Tony Sands (396) & Chip Hilleary (80), Kansas vs. Missouri, Nov. 23, 1991

Season

3,042—Reggie Bush (1,740) & LenDale White (1,302), Southern California, 2005 (13 games)
Per-game record—272.5, Barry Sanders (2,628) & Gerald Hudson (369), Oklahoma St., 1988 (2,997 in 11)

Career

8,193—Eric Dickerson (4,450) & Craig James (3,743), SMU, 1979-82 (alternated at the same position during the last 36 games)

MOST YARDS GAINED IN FIRST GAME OF CAREER

273—Chris McCoy (Soph.), Navy vs. SMU, Sept. 9, 1995

MOST YARDS GAINED BY A FRESHMAN IN FIRST GAME OF CAREER

212—Greg Hill, Texas A&M vs. LSU, Sept. 14, 1991 (30 carries)

LONGEST RUSH BY A FRESHMAN IN FIRST GAME OF CAREER

98—Jerald Sowell, Tulane vs. Alabama, Sept. 4, 1993

MOST YARDS GAINED IN OPENING GAME OF SEASON

343—Tony Jeffery, TCU vs. Tulane, Sept. 13, 1986 (16 rushes)

MOST YARDS GAINED AGAINST ONE OPPONENT**Career**

788—LaDainian Tomlinson, TCU vs. UTEP, 1997, 1999-00 (95 rushes)

MOST YARDS GAINED PER GAME AGAINST ONE OPPONENT**Career**

(Min. 2 games) 292.0—Anthony Thompson, Indiana vs. Wisconsin, 1986, 89 (584 yards, 91 rushes)
(Min. 3 games) 262.7—LaDainian Tomlinson, TCU vs. UTEP, 1997, 1999-00 (788 yards, 95 rushes)

MOST YARDS GAINED BY TWO BROTHERS**Season**

3,690—Barry Sanders, Oklahoma St. (2,628) & Byron Sanders, Northwestern (1,062), 1988

RUSHING FOR AT LEAST 1,500 YARDS WITH AT LEAST 500 RECEIVING YARDS**Season**

Ryan Benjamin, Pacific, 1991 (1,581 rushing and 612 receiving); Brian Calhoun, Wisconsin, 2005 (1,636 yards rushing and 571 receiving)

HIGHEST AVERAGE GAIN PER RUSH**Game**

(Min. 8-14 rushes) 30.2—Kevin Lowe, Wyoming vs. South Dakota St., Nov. 10, 1984 (10 for 302)

(Min. 15-25 rushes) 21.4—Tony Jeffery, TCU vs. Tulane, Sept. 13, 1986 (16 for 343)

(Min. 26 rushes) 13.7—Eddie Lee Ivery, Georgia Tech vs. Air Force, Nov. 11, 1978 (26 for 356)

Season

(Min. 75-100 rushes) 11.5—Glenn Davis, Army, 1945 (82 for 944)

(Min. 101-213 rushes) 9.6—Chuck Weatherspoon, Houston, 1989 (119 for 1,146)

(Min. 214-281 rushes) 7.8—Mike Rozier, Nebraska, 1983 (275 for 2,148)

(Min. 282 rushes) 7.6—Barry Sanders, Oklahoma St., 1988 (344 for 2,628)

Career

(Min. 300-413 rushes) 8.3—Glenn Davis, Army, 1943-46 (358 for 2,957)

(Min. 414-780 rushes) 7.3—Reggie Bush, Southern California, 2003-05 (433 for 3,169)

(Min. 781 rushes) 6.22—DeAngelo Williams, Memphis, 2002-05 (969 for 6,026)

MOST TOUCHDOWNS SCORED BY RUSHING**Quarter**

4—Dick Felt, Brigham Young vs. San Jose St., Nov. 8, 1952 (4th); Howard Griffith, Illinois vs. Southern Ill., Sept. 22, 1990 (3rd); Frank Moreau, Louisville vs. East Caro., Nov. 1, 1997 (2nd)

Game

8—Howard Griffith, Illinois vs. Southern Ill., Sept. 22, 1990 (5, 51, 7, 41, 5, 18, 5, 3 yards; Griffith scored three touchdowns [51, 7, 41] on consecutive

carries and scored four touchdowns in the third quarter)

Season

37—Barry Sanders, Oklahoma St., 1988 (11 games)
Also holds per-game record at 3.4 (37 in 11)

Career

73—Travis Prentice, Miami (Ohio), 1996-99

MOST GAMES SCORING TWO OR MORE TOUCHDOWNS BY RUSHING**Season**

11—Barry Sanders, Oklahoma St., 1988

MOST CONSECUTIVE GAMES SCORING TWO OR MORE TOUCHDOWNS BY RUSHING**Career**

12—Barry Sanders, Oklahoma St. (last game of 1987, all 11 in 1988)

MOST TOUCHDOWNS SCORED BY RUSHING BY A FRESHMAN**Game**

7—Marshall Faulk, San Diego St. vs. Pacific, Sept. 14, 1991

Season

21—Marshall Faulk, San Diego St., 1991
Also holds per-game record with 2.3 (21 in 9)

MOST RUSHING TOUCHDOWNS SCORED BY A QUARTERBACK**Game**

6—Dee Dowis, Air Force vs. San Diego St., Sept. 1, 1989 (55, 28, 12, 16, 60, 17 yards; 249 yards rushing on 13 carries); Craig Candeto, Navy vs. Army, Dec. 7, 2002 (1, 1, 42, 7, 3, 1 yards; 103 yards rushing on 18 carries)

Season

22—Chance Harridge, Air Force, 2002 (13 games)

Career

59—Eric Crouch, Nebraska, 1998-01 (43 games)

MOST CONSECUTIVE RUSHES FOR A TOUCHDOWN IN A GAME

3—Howard Griffith, Illinois vs. Southern Ill., Sept. 22, 1990 (TDs of 51, 7 and 41 yards); Tiki Barber, Virginia vs. Texas, Sept. 28, 1996 (TDs of 16, 26 and 12 yards); Chris McCoy, Navy vs. Rutgers, Sept. 13, 1997 (TDs of 2, 9 and 2 yards); Aaron Greiving, Iowa vs. Kent St., Sept. 1, 2001 (TDs of 14, 1 and 26 yards); Michael Robinson, Penn St. vs. Louisiana Tech, Sept. 21, 2002 (TDs of 8, 5 and 6 yards); Joe Ayoob, California vs. New Mexico St., Sept. 23, 2005 (TDs of 1, 5 and 7 yards)

MOST RUSHING TOUCHDOWNS SCORED BY A QUARTERBACK IN TWO CONSECUTIVE SEASONS

38—Stacey Robinson, Northern Ill., 1989-90 (19 and 19); Eric Crouch, Nebraska, 2000-01 (20 and 18)

Passing**HIGHEST PASSING EFFICIENCY RATING POINTS****Game**

(Min. 12-24 atts.) 403.4—Tim Clifford, Indiana vs. Colorado, Sept. 26, 1980 (14 attempts, 11 completions, 0 interceptions, 345 yards, 5 TD passes)

(Min. 25-49 atts.) 317.4—Bruce Gradkowski, Toledo vs. Buffalo, Nov. 1, 2003 (25 attempts, 23 completions, 0 interceptions, 435 yards, 6 TD passes)

(Min. 50 atts.) 199.2—Chris Redman, Louisville vs. East Caro., Nov. 14, 1998 (56 attempts, 44 completions, 1 interception, 592 yards, 6 TD passes)

Season

(Min. 15 atts. per game) 183.3—Shaun King, Tulane, 1998 (328 attempts, 223 completions, 6 interceptions, 3,232 yards, 36 TD passes)

Career

(Min. 325 comps.) 168.9—Ryan Dinwiddie, Boise St., 2000-03 (992 attempts, 622 completions, 21 interceptions, 9,819 yards, 82 TD passes)

Game

(Min. 15 atts. per game) 180.4—Michael Vick, Virginia Tech, 1999 (152 attempts, 90 completions, 5 interceptions, 1,840 yards, 12 TD passes)

Season

(Min. 15 atts. per game) 180.4—Michael Vick, Virginia Tech, 1999 (152 attempts, 90 completions, 5 interceptions, 1,840 yards, 12 TD passes)

Career

(Min. 15 atts. per game) 180.4—Michael Vick, Virginia Tech, 1999 (152 attempts, 90 completions, 5 interceptions, 1,840 yards, 12 TD passes)

Game

41—Jason Davis, UNLV vs. Idaho, Sept. 17, 1994 (4th, completed 28)

Season

41—Jason Davis, UNLV vs. Idaho, Sept. 17, 1994 (4th, completed 28)

Half

56—Rusty LaRue, Wake Forest vs. Duke, Oct. 28, 1995 (2nd, completed 41)

Game

83—Drew Brees, Purdue vs. Wisconsin, Oct. 10, 1998 (completed 55)

Season

719—B.J. Symons, Texas Tech, 2003 (13 games, completed 470)

2 Yrs

1,241—Kliff Kingsbury, Texas Tech, 2001-02 (completed 844)

3 Yrs

1,826—Kliff Kingsbury, Texas Tech, 2000-02 (completed 1,206)

Career

(4 yrs.) 2,436—Timmy Chang, Hawaii, \$2000-04 (completed 1,388)

\$See page 10 for explanation.

MOST PASSES ATTEMPTED PER GAME**Season**

58.5—David Klingler, Houston, 1990 (643 in 11)

Career

47.0—Tim Rattay, Louisiana Tech, 1997-99 (1,552 in 33)

MOST PASSES ATTEMPTED BY A FRESHMAN**Game**

72—Luke McCown, Louisiana Tech vs. Miami (Fla.), Oct. 28, 2000 (completed 42)

Season

559—Jared Lorenzen, Kentucky, 2000 (completed 321)

MOST PASSES COMPLETED**Quarter**

28—Jason Davis, UNLV vs. Idaho, Sept. 17, 1994 (4th, attempted 41)

Half

41—Rusty LaRue, Wake Forest vs. Duke, Oct. 28, 1995 (2nd, attempted 56)

Game

55—Rusty LaRue, Wake Forest vs. Duke, Oct. 28, 1995 (attempted 78); Drew Brees, Purdue vs. Wisconsin, Oct. 10, 1998 (attempted 83)

Season

479—Kliff Kingsbury, Texas Tech, 2002 (14 games, attempted 712)

2 Yrs

844—Kliff Kingsbury, Texas Tech, 2001-02 (attempted 1,241)

Per-game record—34.7, Tim Couch, Kentucky, 1997-98 (763 in 22)

3 Yrs

1,206—Kliff Kingsbury, Texas Tech, 2000-02 (attempted 1,826)

Also holds per-game record with 32.6 (1,206 in 37)

Career

(4 yrs.) 1,388—Timmy Chang, Hawaii, \$2000-04 (attempted 2,436)

\$See page 10 for explanation.

MOST PASSES COMPLETED PER GAME**Season**

36.4—Tim Couch, Kentucky, 1998 (400 in 11)

Career

30.8—Tim Rattay, Louisiana Tech, 1997-99 (1,015 in 33)

MOST PASSES COMPLETED BY A FRESHMAN**Game**

47—Luke McCown, Louisiana Tech vs. Auburn, Oct. 21, 2000 (attempted 65)

Season

321—Jared Lorenzen, Kentucky, 2000 (attempted 559)

Also holds per-game record with 29.2 (321 in 11)

MOST CONSECUTIVE PASSES COMPLETED**Game**

23—Tee Martin, Tennessee vs. South Carolina, Oct. 31, 1998

Season

24—Tee Martin, Tennessee, 1998 (completed last attempt vs. Alabama, Oct. 24 and first 23 vs. South Carolina, Oct. 31)

MOST PASSES COMPLETED IN TWO, THREE AND FOUR CONSECUTIVE GAMES**2 Games**

96—Rusty LaRue, Wake Forest, 1995 (55 vs. Duke, Oct. 28; 41 vs. Georgia Tech, Nov. 4)

3 Games

146—Rusty LaRue, Wake Forest, 1995 (55 vs. Duke, Oct. 28; 41 vs. Georgia Tech, Nov. 4; 50 vs. North Carolina St., Nov. 18)

4 Games

176—Kliff Kingsbury, Texas Tech, 2002 (41 vs. New Mexico, Sept. 27; 49 vs. Texas A&M, Oct. 5; 37 vs. Iowa, Oct. 12; 49 vs. Missouri, Oct. 19)

HIGHEST PERCENTAGE OF PASSES COMPLETED**Game**

(Min. 20-29 comps.) 95.8%—Tee Martin, Tennessee vs. South Carolina, Oct. 31, 1998 (23 of 24)

(Min. 30-39 comps.) 91.2%—Steve Sarkisian, Brigham Young vs. Fresno St., Nov. 25, 1995 (31 of 34)

(Min. 40 comps.) 83.1%—Kliff Kingsbury, Texas Tech vs. Texas A&M, Oct. 5, 2002 (49 of 59)

Season

(Min. 150 atts.) 73.6%—Daunte Culpepper, UCF, 1998 (296 of 402)

Career

(Min. 875-999 atts.) 66.2%—Scott Milanovich, Maryland, 1992-95 (650 of 982)

(Min. 1,000 atts.) 68.2%—Bruce Gradkowski, Toledo, 2002-05 (766 of 1,123)

HIGHEST PERCENTAGE OF PASSES COMPLETED BY A FRESHMAN**Season**

(Min. 200 atts.) 66.2%—Grady Benton, Arizona St., 1992 (149 of 225)

MOST PASSES HAD INTERCEPTED**Game**

9—John Reaves, Florida vs. Auburn, Nov. 1, 1969 (attempted 66)

Season

34—John Eckman, Wichita St., 1966 (attempted 458)

Also holds per-game record with 3.4 (34 in 10)

Career

(3 yrs.) 68—Zeke Bratkowski, Georgia, 1951-53 (attempted 734)

(4 yrs.) 80—Timmy Chang, Hawaii, \$2000-04 (attempted 2,436)

Per-game record—2.3, Steve Ramsey, North Texas, 1967-69 (67 in 29)

\$See page 10 for explanation.

LOWEST PERCENTAGE OF PASSES HAD INTERCEPTED**Season**

(Min. 150-349 atts.) 0.0%—Matt Blundin, Virginia, 1991 (0 of 224)

(Min. 350 atts.) 0.74%—Marquel Blackwell, South Fla., 2002 (3 of 403)

Career

(Min. 600-1,049 atts.) 1.3%—Billy Volek, Fresno St., 1997-99 (12 of 934)

(Min. 1,050 atts.) 1.85%—Matt Leinart, Southern California, 2002-05 (23 of 1,245)

MOST PASSES ATTEMPTED WITHOUT AN INTERCEPTION**Game**

70—Timmy Chang, Hawaii vs. Rice, Sept. 27, 2003 (completed 42)

Entire Season

224—Matt Blundin, Virginia, 1991 (completed 135)

MOST CONSECUTIVE PASSES ATTEMPTED WITHOUT AN INTERCEPTION**Season**

271—Trent Dilfer, Fresno St., 1993

Also holds career record with 271

MOST CONSECUTIVE PASSES ATTEMPTED WITH JUST ONE INTERCEPTION**Career**

329—Damon Allen, Cal St. Fullerton, 1983-84 (during 16 games; began Oct. 8, 1983, vs. Nevada, ended Nov. 3, 1984, vs. Fresno St. Interception occurred vs. Idaho, Sept. 15, 1984)

MOST CONSECUTIVE PASSES ATTEMPTED WITHOUT AN INTERCEPTION AT THE START OF A CAREER BY A FRESHMAN

138—Mike Gundy, Oklahoma St., 1986 (during 8 games)

MOST CONSECUTIVE PASSES ATTEMPTED WITHOUT AN INTERCEPTION AT THE START OF A DIVISION I-A CAREER

202—Brad Otton, Southern California, 1994-95 (played 1993 at Division I-AA Weber St.)

MOST YARDS GAINED**Quarter**

347—Jason Davis, UNLV vs. Idaho, Sept. 17, 1994 (4th)

Half

517—Andre Ware, Houston vs. SMU, Oct. 21, 1989 (1st, completed 25 of 41)

Game

716—David Klingler, Houston vs. Arizona St., Dec. 2, 1990 (completed 41 of 70)

Season

(11 games) 5,140—David Klingler, Houston, 1990 (completed 374 of 643)

(12 games) 5,336—B.J. Symons, Texas Tech, 2003 (completed 429 of 666)

(13 games) 5,833—B.J. Symons, Texas Tech, 2003 (completed 470 of 719)

2 Yrs

9,748—Ty Detmer, Brigham Young, 1989-90 (completed 626 of 974)

3 Yrs

13,779—Ty Detmer, Brigham Young, 1989-91 (completed 875 of 1,377)

Career

(4 yrs.) 17,072—Timmy Chang, Hawaii, \$2000-04 (completed 1,388 of 2,436)

\$See page 10 for explanation.

MOST YARDS GAINED PER GAME**Season**

467.3—David Klingler, Houston, 1990 (5,140 in 11)

2 Yrs

406.2—Ty Detmer, Brigham Young, 1989-90 (9,748 in 24)

Career

(3 yrs.) 386.2—Tim Rattay, Louisiana Tech, 1997-99 (12,746 in 33)

(4 yrs.) 326.8—Ty Detmer, Brigham Young, 1988-91 (15,031 in 46)

MOST YARDS GAINED BY A FRESHMAN**Game**

611—David Neill, Nevada vs. New Mexico St., Oct. 10, 1998

Season

3,687—Jared Lorenzen, Kentucky, 2000

Per-game record—361.0, David Neill, Nevada, 1998 (3,249 in 9)

MOST YARDS GAINED BY A SOPHOMORE**Game**

631—Scott Mitchell, Utah vs. Air Force, Oct. 15, 1988

Season

4,560—Ty Detmer, Brigham Young, 1989

Per-game record—392.9, Scott Mitchell, Utah, 1988 (4,322 in 11)

MOST SEASONS GAINING 2,000 YARDS OR MORE**Career**

4—Kevin Sweeney, Fresno St., 1983-86 (2,359—3,259—2,604—2,363); Todd Santos, San Diego St., 1984-87 (2,063—2,877—2,553—3,932); Tom Hodson, LSU, 1986-89 (2,261—2,125—2,074—2,655); T.J. Rubley, Tulsa, 1987-89, 1991 (2,058—2,497—2,292—2,054); Alex Van Pelt, Pittsburgh, 1989-92 (2,527—2,427—2,796—3,163); Glenn Foley, Boston College, 1990-93 (2,189—2,225—2,231—3,397); Tim Lester, Western Mich., 1996-99 (2,189—2,160—3,311—3,639); David Garrard, East Caro., 1998-01 (2,091—2,359—2,332—2,247); Jared Lorenzen, Kentucky, 2000-03 (3,678—2,179—2,267—2,227); Luke McCown, Louisiana Tech, 2000-03 (2,544—3,337—3,539—3,246); Philip Rivers, North Carolina St., 2000-03 (3,054—2,586—3,353—4,491); Timmy Chang, Hawaii, 2000, 2002-04 (3,041—4,474—4,199—4,258); Charlie Frye, Akron, 2001-04 (2,053—2,824—3,549—2,623)

MOST YARDS GAINED IN TWO, THREE AND FOUR CONSECUTIVE GAMES**2 Games**

1,288—David Klingler, Houston, 1990 (572 vs. Eastern Wash., Nov. 17; 716 vs. Arizona St., Dec. 2)

3 Games

1,798—David Klingler, Houston, 1990-91 (572 vs. Eastern Wash., Nov. 17, 1990; 716 vs. Arizona St., Dec. 2, 1990; 510 vs. Louisiana Tech, Aug. 31, 1991)

4 Games

2,239—B.J. Symons, Texas Tech, 2003 (586 vs. North Carolina St., Sept. 20; 661 vs. Mississippi, Sept. 27; 505 vs. Texas A&M, Oct. 4; 487 vs. Iowa St., Oct. 11)

MOST GAMES GAINING 200 YARDS OR MORE**Season**

14—Ben Roethlisberger, Miami (Ohio), 2003 (14 games)

Career

47—Timmy Chang, Hawaii, \$2000-04

\$See page 10 for explanation.

MOST CONSECUTIVE GAMES GAINING 200 YARDS OR MORE**Season**

14—Ben Roethlisberger, Miami (Ohio), 2003

Career

28—Kliff Kingsbury, Texas Tech (from Oct. 10, 2000, to Nov. 16, 2002)

MOST GAMES GAINING 300 YARDS OR MORE**Season**

12—Ty Detmer, Brigham Young, 1990, 1989

Career

36—Timmy Chang, Hawaii, \$2000-04

\$See page 10 for explanation.

MOST CONSECUTIVE GAMES GAINING 300 YARDS OR MORE**Season**

12—Ty Detmer, Brigham Young, 1990, 1989

Career

24—Ty Detmer, Brigham Young (from Sept. 2, 1989, to Dec. 1, 1990)

MOST GAMES GAINING 400 YARDS OR MORE**Season**

9—David Klingler, Houston, 1990; B.J. Symons, Texas Tech, 2003

Career

12—Ty Detmer, Brigham Young, 1988-91; Tim Rattay, Louisiana Tech, 1997-99

MOST YARDS GAINED BY TWO OPPOSING PLAYERS**Game**

1,253—Matt Vogler, TCU (690) & David Klingler, Houston (563), Nov. 3, 1990

TWO PLAYERS, SAME TEAM, EACH PASSING FOR 250 YARDS OR MORE**Game**

Steve Cottrell (311) & John Elway (270), Stanford vs. Arizona St., Oct. 24, 1981; Andre Ware (517) & David Klingler (254), Houston vs. SMU, Oct. 21, 1989; Jason Davis (381) & Jared Brown (254), UNLV vs. Idaho, Sept. 17, 1994

MOST YARDS GAINED IN OPENING GAME OF SEASON

590—Tim Rattay, Louisiana Tech vs. Nebraska, Aug. 29, 1998

MOST YARDS GAINED AGAINST ONE OPPONENT**Career**

1,718—Timmy Chang, Hawaii vs. Rice, \$2000-04

\$See page 10 for explanation.

MOST YARDS GAINED PER GAME AGAINST ONE OPPONENT**Career**

(Min. 3 games) 426.7—Byron Leftwich, Marshall vs. Buffalo, 2000-02 (1,280 yards)

(Min. 4 games) 373.8—Ty Detmer, Brigham Young vs. New Mexico, 1988-91 (1,495 yards)

MOST YARDS GAINED PER ATTEMPT**Game**

(Min. 25-39 atts.) 18.5—David Neill, Nevada vs. Idaho, Oct. 24, 1998 (26 for 480)

(Min. 40-59 atts.) 14.1—John Walsh, Brigham Young vs. Utah St., Oct. 30, 1993 (44 for 619)

(Min. 60 atts.) 10.5—Scott Mitchell, Utah vs. Air Force, Oct. 15, 1988 (60 for 631)

Season

(Min. 412 atts.) 11.1—Ty Detmer, Brigham Young, 1989 (412 for 4,560)

Career

(Min. 900 atts.) 9.90—Ryan Dinwiddie, Boise St., 2000-03 (992 for 9,819)

MOST YARDS GAINED PER COMPLETION**Game**

(Min. 22-41 comps.) 22.9—John Walsh, Brigham Young vs. Utah St., Oct. 30, 1993 (27 for 619)

(Min. 42 comps.) 15.7—Matt Vogler, TCU vs. Houston, Nov. 3, 1990 (44 for 690)

Season

(Min. 109-204 comps.) 18.2—Doug Williams, Grambling, 1977 (181 for 3,286)

(Min. 205 comps.) 17.5—Danny Wuerffel, Florida, 1996 (207 for 3,625)

Career

(Min. 275-399 comps.) 17.3—J.J. Joe, Baylor, 1990-93 (347 for 5,995)

(Min. 400 comps.) 15.8—Ryan Dinwiddie, Boise St., 2000-03 (662 for 9,819)

MOST TOUCHDOWN PASSES**Quarter**

6—David Klingler, Houston vs. Louisiana Tech, Aug. 31, 1991 (2nd)

Half

7—Dennis Shaw, San Diego St. vs. New Mexico St., Nov. 15, 1969 (1st); Terry Dean, Florida vs. New Mexico St., Sept. 3, 1994 (1st); Doug Johnson, Florida vs. Central Mich., Sept. 6, 1997 (1st)

Game

11—David Klingler, Houston vs. Eastern Wash., Nov. 17, 1990

Season

54—David Klingler, Houston, 1990 (11 games)

2 Yrs

83—David Klingler, Houston, 1990-91

Also holds per-game record with 4.0 (83 in 21)

3 Yrs

115—Tim Rattay, Louisiana Tech, 1997-99

Career

(3 yrs.) 115—Tim Rattay, Louisiana Tech, 1997-99

(4 yrs.) 121—Ty Detmer, Brigham Young, 1988-91

MOST TOUCHDOWN PASSES PER GAME**Season**

4.9—David Klingler, Houston, 1990 (54 in 11)

Career

3.5—Tim Rattay, Louisiana Tech, 1997-99 (115 in 33)

HIGHEST PERCENTAGE OF PASSES FOR TOUCHDOWNS**Season**

(Min. 175-374 atts.) 11.6%—Dennis Shaw, San Diego St., 1969 (39 of 335)

(Min. 375 atts.) 10.6%—Jim McMahon, Brigham Young, 1980 (47 of 445)

Career

(Min. 400-499 atts.) 9.7%—Rick Leach, Michigan, 1975-78 (45 of 462)

(Min. 500 atts.) 9.7%—Danny Wuerffel, Florida, 1993-96 (114 of 1,170)

MOST CONSECUTIVE GAMES THROWING A TOUCHDOWN PASS**Career**

35—Ty Detmer, Brigham Young (from Sept. 7, 1989, to Nov. 23, 1991)

MOST CONSECUTIVE PASSES COMPLETED FOR TOUCHDOWNS**Game**

6—Brooks Dawson, UTEP vs. New Mexico, Oct. 28, 1967 (first six completions of the game)

MOST TOUCHDOWN PASSES THROWN ON CONSECUTIVE PLAYS**Game**

3—Jay Stuckey, UTEP vs. New Mexico St., Sept. 25, 1999 (9, 80 and 33 yards in 1:53 of playing time in second quarter); Tim Hiller, Western Mich. vs. Central Mich., Nov. 12, 2005 (76, 7 and 40 yards in 1:59 of playing time overlapping first and second quarters)

MOST TOUCHDOWN PASSES IN FIRST GAME OF CAREER

5—John Reaves, Florida vs. Houston, Sept. 20, 1969

TOUCHDOWN PASS THROWN ON FIRST PASS OF CAREER

Matt Leinart, Southern California vs. Auburn, Aug. 30, 2003 (5 yards); Michael McDonald, Southern California vs. Arkansas, Sept. 17, 2005 (4 yards)

MOST TOUCHDOWN PASSES BY A FRESHMAN**Game**

6—Bob Hoernschemeyer, Indiana vs. Nebraska, Oct. 9, 1943; Luke McCown, Louisiana Tech vs. La.-Lafayette, Oct. 14, 2000

Season

29—David Neill, Nevada, 1998

MOST TOUCHDOWN PASSES IN FRESHMAN AND SOPHOMORE SEASONS

55—Rex Grossman, Florida, 2000 (21) & 2001 (34)

MOST TOUCHDOWN PASSES BY A SOPHOMORE

39—Chad Pennington, Marshall, 1997

MOST TOUCHDOWN PASSES AT CONCLUSION OF JUNIOR SEASON

86—Ty Detmer, Brigham Young, 1988 (13), 1989 (32) & 1990 (41)

MOST TOUCHDOWN PASSES, SAME PASSER AND RECEIVER**Season**

26—Tim Rattay to Troy Edwards, Louisiana Tech, 1998

Career

39—Tim Rattay to Troy Edwards, Louisiana Tech, 1997-98

MOST PASSES ATTEMPTED WITHOUT A TOUCHDOWN PASS**Season**

266—Stu Rayburn, Kent St., 1984 (completed 125)

FEWEST TIMES SACKED ATTEMPTING TO PASS**Season**

(Min. 300 atts.) 4—Steve Walsh, Miami (Fla.), 1988, in 390 attempts. Last 4 games of the season: Tulsa, 1 for -8 yards; LSU, 1 for -2; Arkansas, 1 for -12; Brigham Young, 1 for -9.

Receiving**MOST PASSES CAUGHT****Game**

23—Randy Gatewood, UNLV vs. Idaho, Sept. 17, 1994 (363 yards)

Season

142—Manny Hazard, Houston, 1989 (1,689 yards)

Career

(2 yrs.) 227—Alex Van Dyke, Nevada, 1994-95 (3,100 yards)

(3 yrs.) 261—Howard Twilley, Tulsa, 1963-65 (3,343 yards)

(4 yrs.) 316—Taylor Stubblefield, Purdue, 2001-04 (3,433 yards)

MOST PASSES CAUGHT PER GAME**Season**

13.4—Howard Twilley, Tulsa, 1965 (134 in 10)

Career

10.5—Manny Hazard, Houston, 1989-90 (220 in 21)



Larry Fitzgerald, the former Pittsburgh standout wide receiver, caught 92 passes in 2003 for an all-time Division I-A sophomore season mark of 1,672 yards.

MOST PASSES CAUGHT BY TWO PLAYERS, SAME TEAM**Season**

236—J.R. Tolver (128) & Kassim Osgood (108), San Diego St., 2002 (3,337 yards, 21 TDs)

Career

453—Mark Templeton (262) & Charles Lockett (191), Long Beach St., 1983-86 (4,871 yards, 30 TDs)

MOST PASSES CAUGHT IN CONSECUTIVE GAMES

38—Manny Hazard, Houston, 1989 (19 vs. TCU, Nov. 4; 19 vs. Texas, Nov. 11)

MOST CONSECUTIVE GAMES CATCHING A PASS**Career**

51—Taurean Henderson, Texas Tech, 2002-05

MOST PASSES CAUGHT BY A TIGHT END**Game**

17—Emilio Vallez, New Mexico vs. UTEP, Oct. 27, 1967 (257 yards); Jon Harvey, Northwestern vs. Michigan, Oct. 23, 1982 (208 yards)

Season

90—James Whalen, Kentucky, 1999 (1,019 yards)

Career

217—Ibn Green, Louisville, 1996-99 (2,830 yards)

MOST PASSES CAUGHT PER GAME BY A TIGHT END**Season**

8.2—James Whalen, Kentucky, 1999 (90 in 11)

Career

5.4—Gordon Hudson, Brigham Young, 1980-83 (178 in 33)

MOST PASSES CAUGHT BY A RUNNING BACK**Game**

18—Mark Templeton, Long Beach St. vs. Utah St., Nov. 1, 1986 (173 yards)

Season

99—Mark Templeton, Long Beach St., 1986 (688 yards)

Career

303—Taurean Henderson, Texas Tech, 2002-05 (2,058 yards)

MOST PASSES CAUGHT BY A FRESHMAN**Game**

18—Richard Woodley (WR), TCU vs. Texas Tech, Nov. 10, 1990 (180 yards)

Season

98—Taurean Henderson, Texas Tech, 2002 (RB) (633 yards)

Also holds per-game record with 7.0 (98 in 14)

CATCHING AT LEAST 50 PASSES AND GAINING AT LEAST 1,000 YARDS RUSHING**Season**

By 13 players. Most recent: Brett Biggs, Akron, 2005 (65 catches and 1,230 yards rushing); Brian Calhoun, Wisconsin, 2005 (53 catches and 1,636 yards rushing); Ontario Sneed, Central Mich., 2005 (51 catches and 1,065 yards rushing)

Darrin Nelson, Stanford, holds record for most seasons at 3 (1977-78, 1981)

CATCHING AT LEAST 60 PASSES AND GAINING AT LEAST 1,000 YARDS RUSHING

Darrin Nelson, Stanford, 1981 (67 catches and 1,014 yards rushing); Brad Muster, Stanford, 1986 (61 catches and 1,053 yards rushing); Johnny Johnson, San Jose St., 1988 (61 catches and 1,219 yards rushing); Brett Biggs, Akron, 2005 (65 catches and 1,230 yards rushing)

MOST YARDS GAINED**Game**

405—Troy Edwards, Louisiana Tech vs. Nebraska, Aug. 29, 1998 (caught 21)

Season

2,060—Trevor Insley, Nevada, 1999 (caught 134)

Career

5,005—Trevor Insley, Nevada, 1996-99 (caught 298)

MOST YARDS GAINED PER GAME**Season**

187.3—Trevor Insley, Nevada, 1999 (2,060 in 11)

Career

140.9—Alex Van Dyke, Nevada, 1994-95 (3,100 in 22)

MOST YARDS GAINED BY A TIGHT END**Game**

259—Gordon Hudson, Brigham Young vs. Utah, Nov. 21, 1981 (caught 13)

Season

1,156—Chris Smith, Brigham Young, 1990 (caught 68)

Career

2,830—Ibn Green, Louisville, 1996-99 (caught 217)

MOST YARDS GAINED PER GAME BY A TIGHT END**Season**

102.0—Mike Moore, Grambling, 1977 (1,122 in 11)

Career

75.3—Gordon Hudson, Brigham Young, 1980-83 (2,484 in 33)

MOST YARDS GAINED BY A FRESHMAN**Game**

263—Corey Alston, Western Mich. vs. Eastern Mich., Nov. 1, 1997 (caught 9)

Season

1,265—Mike Williams, Southern California, 2002 (caught 81, 13 games)

Per-game record—101.9, Brandon Stokley, La.-Lafayette, 1995 (1,121 in 11)

MOST YARDS GAINED BY A SOPHOMORE**Season**

1,672—Larry Fitzgerald, Pittsburgh, 2003

MOST GAMES GAINING 100 YARDS OR MORE**Season**

11—Aaron Turner, Pacific, 1991

Also holds consecutive record with 11

Career

26—Trevor Insley, Nevada, 1996-99

Consecutive record: 11, Aaron Turner, Pacific, 1991 (all one season) and Keyshawn Johnson, Southern California, 1994-95 (over two seasons)

MOST GAMES GAINING 200 YARDS OR MORE**Season**

6—Trevor Insley, Nevada, 1999

Consecutive record: 3, Howard Twilley, Tulsa, 1965 & Trevor Insley, Nevada, 1999

MOST YARDS GAINED BY TWO PLAYERS, SAME TEAM**Game**

640—Rick Eber (322) & Harry Wood (318), Tulsa vs. Idaho St., Oct. 7, 1967 (caught 33, 6 TDs)

Season

3,337—J.R. Tolver (1,785) & Kassim Osgood (1,552), San Diego St., 2002 (13 games)

TWO OR MORE PLAYERS, SAME TEAM, EACH GAINING 1,000 YARDS**Season**

21 times. Jason Phillips (1,444; 108 catches) & James Dixon (1,103; 102 catches), Houston, 1988; Patrick Rowe (1,392; 71 catches) & Dennis Arey (1,118; 68 catches), San Diego St., 1990; Andy Boyce (1,241; 79 catches) & Chris Smith (1,156; 68 catches), Brigham Young, 1990; Charles Johnson (1,149; 57 catches) & Michael Westbrook (1,060; 76 catches), Colorado, 1992; Bryan Reeves (1,362; 91 catches) & Michael Stephens (1,062; 80 catches), Nevada, 1993; Will Blackwell (1,207; 86 catches) & Az Hakim (1,022; 57 catches), San Diego St., 1995; E.G. Green (1,007; 60 catches) & Andre Cooper (1,002; 71 catches), Florida St., 1995; Chris Doering (1,045; 70 catches) & Ike Hilliard (1,008; 57 catches), Florida, 1995; Geoff Noisy (1,435; 98 catches) & Diamond Wilkins (1,121; 114 catches), Nevada, 1996; Geoff Noisy (1,184; 86 catches) & Trevor Insley (1,151; 59 catches), Nevada, 1997; Geoff Noisy (1,405; 94 catches) & Trevor Insley (1,220; 69 catches), Nevada, 1998; Jajuan Dawson (1,051; 96 catches) & Adrian Burnette (1,095; 79 catches), Tulane, 1999; Rodney Wright (1,331; 91 catches) & Bernard Berrian (1,270; 76 catches), Fresno St., 2001; J.R. Tolver (1,785; 128 catches) & Kassim Osgood (1,552; 108 catches), San Diego St., 2002; Doug Gabriel (1,237; 75 catches) & Jimmy Fryzel (1,126; 58 catches), UCF, 2002; Mike Williams (1,265; 81 catches) & Keary Colbert (1,029; 71 catches), Southern California, 2002; Mike Williams (1,314; 95 catches) & Keary Colbert (1,013; 69 catches), Southern California, 2003; Carlos Francis (1,177; 75 catches), Wes

Welker (1,099; 97 catches) & Nehemiah Glover (1,081; 77 catches), Texas Tech, 2003 (only team with three players over 1,000 yards in the same season) (see record below); Jarrett Hicks (1,177; 76 catches) & Trey Haverty (1,019; 77 catches), Texas Tech, 2004; Ryan Grice-Mullen (1,228; 85 catches) & Davone Bess (1,124; 89 catches), Hawaii, 2005; Ryne Robinson (1,119; 75 catches) & Martin Nance (1,107; 81 catches), Miami (Ohio), 2005

(Note: Hawaii in 2005 is the only team on which both 1,000-yard receivers were freshmen.)

THREE PLAYERS, SAME TEAM, EACH GAINING 1,000 YARDS**Season**

Carlos Francis (1,177; 75 catches), Wes Welker (1,099; 97 catches) & Nehemiah Glover (1,081; 77 catches), Texas Tech, 2003

TWO PLAYERS, SAME TEAM, RANKED NO. 1 & NO. 2 IN FINAL RECEIVING RANKINGS**Season**

Jason Phillips (No. 1, 9.8 catches per game) & James Dixon (No. 2, 9.3 catches per game), Houston, 1988

THREE OR MORE PLAYERS, SAME TEAM, EACH CATCHING 60 PASSES OR MORE**Season**

Patrick Rowe (71), Dennis Arey (68) & Jimmy Raye (62), San Diego St., 1990; James Jordan (81), John Simon (79), Delwyn Daigre (77) & Sean Cangelosi (62), Louisiana Tech, 1999; Arnold Jackson (101), Ibn Green (60) & Lavell Boyd (60), Louisville, 1999; Wes Welker (97), Mickey Peters (78), Taurean Henderson (78), Nehemiah Glover (77) & Carlos Francis (75), Texas Tech, 2003 (only team with five players with at least 60 catches in a season (see record below); Robert Johnson (67), Taurean Henderson (67), Joel Filani (65) & Jarrett Hicks (65), Texas Tech, 2005

FOUR OR MORE PLAYERS, SAME TEAM, EACH CATCHING 60 PASSES OR MORE**Season**

James Jordan (81), John Simon (79), Delwyn Daigre (77) & Sean Cangelosi (62), Louisiana Tech, 1999; Wes Welker (97), Mickey Peters (78), Taurean Henderson (78), Nehemiah Glover (77) & Carlos Francis (75), Texas Tech, 2003 (only team with five players with at least 60 catches in a season (see record below); Robert Johnson (67), Taurean Henderson (67), Joel Filani (65) & Jarrett Hicks (65), Texas Tech, 2005



Western Michigan's Greg Jennings became only the 10th receiver in Division I-A history to post three consecutive seasons with 1,000 yards or more, after compiling 1,050 in 2003, 1,092 in 2004 and 1,259 last year.

FIVE PLAYERS, SAME TEAM, EACH CATCHING 60 PASSES OR MORE**Season**

Wes Welker (97), Mickey Peters (78), Taurean Henderson (78), Nehemiah Glover (77) & Carlos Francis (75), Texas Tech, 2003

MOST 1,000-YARD RECEIVING SEASONS

3—Marc Zeno, Tulane, 1985-87 (1,137 in 1985; 1,033 in 1986; 1,206 in 1987); Clarkston Hines, Duke, 1987-89 (1,084 in 1987; 1,067 in 1988; 1,149 in 1989); Aaron Turner, Pacific, 1990-92 (1,264 in 1990; 1,604 in 1991; 1,171 in 1992); Ryan Yarborough, Wyoming, 1991-93 (1,081 in 1991; 1,351 in 1992; 1,512 in 1993); Marcus Harris, Wyoming, 1993-96 (1,431 in 1994; 1,423 in 1995; 1,650 in 1996); Brandon Stokley, La.-Lafayette, 1995-96, 98 (1,121 in 1995; 1,160 in 1996; 1,175 in 1998); Geoff Noisy, Nevada, 1996-98 (1,435 in 1996; 1,184 in 1997; 1,405 in 1998); Trevor Insley, Nevada, 1997-99 (1,151 in 1997; 1,220 in 1998; 2,060 in 1999); Braylon Edwards, Michigan, 2002-04 (1,035 in 2002; 1,138 in 2003; 1,330 in 2004); Greg Jennings, Western Mich., 2003-05 (1,050 in 2003; 1,092 in 2004; 1,259 in 2005)

MOST SEASONS WITH AT LEAST 1,400 YARDS

3—Marcus Harris, Wyoming, 1993-96 (1,431 in 1994; 1,423 in 1995; 1,650 in 1996)

HIGHEST AVERAGE GAIN PER RECEPTION**Game**

(Min. 3-4 reaps.) 72.7—Terry Gallaher, East Caro. vs. Appalachian St., Sept. 13, 1975 (3 for 218; 82, 77, 59 yards)

(Min. 5-9 reaps.) 52.6—Alexander Wright, Auburn vs. Pacific, Sept. 9, 1989 (5 for 263; 78, 60, 41, 73, 11 yards)

(Min. 10 reaps.) 34.9—Chuck Hughes, UTEP vs. North Texas, Sept. 18, 1965 (10 for 349)

Season

(Min. 30-49 reaps.) 27.9—Elmo Wright, Houston, 1968 (43 for 1,198)

(Min. 50 reaps.) 24.4—Henry Ellard, Fresno St., 1982 (62 for 1,510)

Career

(Min. 75-104 reaps.) 25.7—Wesley Walker, California, 1973-76 (86 for 2,206)

(Min. 105 reaps.) 22.0—Herman Moore, Virginia, 1988-90 (114 for 2,504)

HIGHEST AVERAGE GAIN PER RECEPTION**BY A TIGHT END****Season**

(Min. 30 reaps.) 22.6—Jay Novacek, Wyoming, 1984 (33 for 745)

Career

(Min. 75 reaps.) 19.2—Clay Brown, Brigham Young, 1978-80 (88 for 1,691)

MOST TOUCHDOWN PASSES CAUGHT**Half**

5—Rashaun Woods, Oklahoma St. vs. SMU, Sept. 20, 2003 (TD catches of 2, 10, 34, 32 and 25 yards) (finished with 7 TD receptions)

Game

7—Rashaun Woods, Oklahoma St. vs. SMU, Sept. 20, 2003 (12 receptions for 232 yards; TD catches of 2, 10, 34, 32, 25, 5 and 11 yards)

Season

27—Troy Edwards, Louisiana Tech, 1998 (140 receptions)

Per-game record—2.3, Tom Reynolds, San Diego St., 1969 (18 in 8); Troy Edwards, Louisiana Tech, 1998 (27 in 12)

Career

50—Troy Edwards, Louisiana Tech, 1996-98 (280 receptions)

MOST GAMES CATCHING A TOUCHDOWN PASS**Season**

12—Randy Moss, Marshall, 1997; Larry Fitzgerald, Pittsburgh, 2003

Career

27—Ryan Yarborough, Wyoming, 1990-93 (caught a total of 42 in 46 games)

MOST CONSECUTIVE GAMES CATCHING A TOUCHDOWN PASS**Season**

12—Randy Moss, Marshall, 1997; Larry Fitzgerald, Pittsburgh, 2003

Career

18—Larry Fitzgerald, Pittsburgh, 2002-03 (last six games of 2002 and first 12 games of 2003)

MOST TOUCHDOWN PASSES CAUGHT BY A TIGHT END**Season**

18—Dennis Smith, Utah, 1989 (73 receptions)

Career

33—Ibn Green, Louisville, 1996-99 (217 receptions)

HIGHEST PERCENTAGE OF PASSES CAUGHT FOR TOUCHDOWNS**Season**

(Min. 10 TDs) 58.8%—Kevin Williams, Southern California, 1978 (10 of 17)

Career

(Min. 20 TDs) 35.3%—Kevin Williams, Southern California, 1977-80 (24 of 68)

HIGHEST AVERAGE YARDS PER TOUCHDOWN PASSES CAUGHT**Season**

(Min. 10 TDs) 56.1—Elmo Wright, Houston, 1968 (11 for 617 yards; 87, 50, 75, 2, 80, 79, 13, 67, 61, 43, 60 yards)

Career

(Min. 15 TDs) 46.5—Charles Johnson, Colorado, 1990-93 (15 for 697 yards)

MOST TOUCHDOWN PASSES CAUGHT, 50 YARDS OR MORE**Season**

8—Elmo Wright, Houston, 1968 (87, 50, 75, 80, 79, 67, 61, 60 yards); Henry Ellard, Fresno St., 1982 (68, 51, 80, 61, 67, 72, 80, 72 yards)

MOST CONSECUTIVE PASSES CAUGHT FOR TOUCHDOWNS

6—Carlos Carson, LSU, 1977 (5 vs. Rice, Sept. 24; 1 vs. Florida, Oct. 1; first receptions of his career); Gerald Armstrong, Nebraska, 1992 (1 vs. Utah, Sept. 5; 1 vs. Arizona St., Sept. 26; 1 vs. Oklahoma St., Oct. 10; 1 vs. Colorado, Oct. 31; 2 vs. Kansas, Nov. 7)

MOST TOUCHDOWN PASSES CAUGHT BY A FRESHMAN**Season**

14—Jabar Gaffney, Florida, 2000; Mike Williams, Southern California, 2002; Davone Bess, Hawaii, 2005

MOST TOUCHDOWN PASSES CAUGHT IN FRESHMAN AND SOPHOMORE SEASONS

34—Larry Fitzgerald, Pittsburgh, 2002 (12) & 2003 (22)

MOST YARDS GAINED IN A GAME WITHOUT SCORING A TOUCHDOWN

326—Nate Burleson, Nevada vs. San Jose St., Nov. 10, 2001 (12 receptions)

Punting

MOST PUNTS**Game**

36—Charlie Calhoun, Texas Tech vs. Centenary (La.), Nov. 11, 1939 (1,318 yards; 20 were returned, 8 went out of bounds, 6 were downed, 1 was blocked [blocked kicks counted against the punter until 1955] and 1 went into the end zone for a touchback. Thirty-three of the punts occurred on first down during a heavy downpour in the game played at Shreveport, Louisiana)

Season

101—Jim Bailey, VMI, 1969 (3,507 yards)

Career

(3 yrs.) 276—Jim Bailey, VMI, 1969-71 (10,127 yards) (4 yrs.) 322—Nick Harris, California, 1997-00 (13,621 yards)

HIGHEST AVERAGE PER PUNT**Game**

(Min. 5-9 punts) 60.4—Lee Johnson, Brigham Young vs. Wyoming, Oct. 8, 1983 (5 for 302; 53, 44, 63, 62, 80 yards)

(Min. 10 punts) 53.6—Jim Benien, Oklahoma St. vs. Colorado, Nov. 13, 1971 (10 for 536)

Season

(Min. 36-39 punts) 50.3—Chad Kessler, LSU, 1997 (39 for 1,961)

(Min. 40-49 punts) 49.8—Reggie Roby, Iowa, 1981 (44 for 2,193)

(Min. 50-74 punts) 48.4—Todd Sauerbrun, West Virginia, 1994 (72 for 3,486)

(Min. 75 punts) 46.6—Bill Marinangel, Vanderbilt, 1996 (77 for 3,586)

Career

(Min. 150-199 punts) 46.3—Todd Sauerbrun, West Virginia, 1991-94 (167 for 7,733)

(Min. 200-249 punts) 44.7—Ray Guy, Southern Miss., 1970-72 (200 for 8,934)

(Min. 250 punts) 44.7—Shane Lechler, Texas A&M, 1996-99 (268 for 11,977)

HIGHEST AVERAGE PER PUNT BY A FRESHMAN**Season**

(Min. 40 punts) 47.0—Tom Tupa, Ohio St., 1984 (41 for 1,927)

MOST YARDS ON PUNTS**Game**

1,318—Charlie Calhoun, Texas Tech vs. Centenary (La.), Nov. 11, 1939 (36 punts)

Season

4,138—Johnny Pingel, Michigan St., 1938 (99 punts)

Career

13,621—Nick Harris, California, 1997-00 (322 punts)

MOST GAMES WITH A 40-YARD AVERAGE OR MORE**Career**

(Min. 4 punts) 37—Shane Lechler, Texas A&M, 1996-99 (punted in 48 games); Ryan Plackemeier, Wake Forest, 2002-05 (punted in 42 games)

MOST PUNTS, 50 YARDS OR MORE**Game**

7—Mark Mariscal, Colorado vs. Southern California, Sept. 14, 2002 (8 punts)

Season


32—Todd Sauerbrun, West Virginia, 1994 (72 punts)

Career

(2 yrs.) 51—Marv Bateman, Utah, 1970-71 (133 punts)

(3 yrs.) 61—Russ Henderson, Virginia, 1976-78 (226 punts)

(4 yrs.) 88—Bill Smith, Mississippi, 1983-86 (254 punts)



Ryan Plackemeier of Wake Forest finished his career in 2005 with 37 games in which he averaged better than 40 yards per punt. That ties him with Shane Lechler of Texas A&M (1996-99) for the Division I-A record.

MOST CONSECUTIVE GAMES WITH AT LEAST ONE PUNT OF 50 YARDS OR MORE**Career**
32—Bill Smith, Mississippi, 1983-86**MOST PUNTS, 60 YARDS OR MORE****Season**
13—Ryan Plackemeier, Wake Forest, 2005 (67 punts)**MOST PUNTS IN A CAREER WITHOUT HAVING ONE BLOCKED**300—Tony DeLeone, Kent St., 1981-84
Also holds consecutive record with 300**LONGEST PUNT**

99—Pat Brady, Nevada vs. Loyola Marymount, Oct. 28, 1950

RANKING IN TOP 12 IN BOTH PUNTING AND FIELD GOALS

Steve Little, Arkansas, 1977 (No. 4 in punting, 44.3-yard average and No. 2 in field goals, 1.73 per game); Rob Keen, California, 1988 (No. 11 in punting, 42.6-yard average and No. 3 in field goals, 1.91 per game); Chris Gardocki, Clemson, 1990 (No. 4 in punting, 44.3-yard average and No. 4 in field goals, 1.73 per game), 1989 (No. 10 in punting, 42.7-yard average and No. 6 in field goals, 1.82 per game); Dan Eichloff, Kansas, 1991 (No. 12 in punting, 42.3-yard average and No. 3 in field goals, 1.64 per game); Daron Alcorn, Akron, 1992 (No. 11 in punting, 43.6-yard average and tied for No. 9 in field goals, 1.64 per game)

Interceptions**MOST PASSES INTERCEPTED****Game**
5—Lee Cook, Oklahoma St. vs. Detroit, Nov. 28, 1942 (15 yards); Walt Pastuszak, Brown vs. Rhode Island, Oct. 8, 1949 (47 yards); Byron Beaver, Houston vs. Baylor, Sept. 22, 1962 (18 yards); Dan Rebsch, Miami (Ohio) vs. Western Mich., Nov. 4, 1972 (88 yards). Special note: Before NCAA College Division records, Dick Miller of Akron intercepted six passes vs. Baldwin-Wallace on Oct. 23, 1937.**Season**
14—Al Worley, Washington, 1968 (130 yards)**Career**
29—Al Brosky, Illinois, 1950-52 (356 yards)**MOST PASSES INTERCEPTED PER GAME****Season**
1.4—Al Worley, Washington, 1968 (14 in 10)**Career**
1.1—Al Brosky, Illinois, 1950-52 (29 in 27)**MOST PASSES INTERCEPTED BY A LINEBACKER****Game**
3—Nate Kvamme, Colorado St. vs. San Jose St., Oct. 11, 1997; Aaron Humphrey, Texas vs. Rutgers, Sept. 6, 1997; Joseph Phipps, TCU vs. Oklahoma, Sept. 12, 1998; Lorenzo Ferguson, Virginia Tech vs. Clemson, Sept. 12, 1998; Dan Dawson, Rice vs. Hawaii, Oct. 21, 2000; Will Derting, Washington St. vs. Nevada, Aug. 31, 2002; Grant Steen, Iowa vs. Indiana, Oct. 19, 2002; Korey Hall, Boise St. vs. Oregon St., Sept. 10, 2004; Michael LeDet, Tulsa vs. UTEP, Nov. 27, 2004**Season**
9—Bill Sibley, Texas A&M, 1941 (57 yards)**MOST PASSES INTERCEPTED BY A FRESHMAN****Game**
4—Mario Edwards, Florida St. vs. Wake Forest, Nov. 14, 1998 (60 yards)**Season**
13—George Shaw, Oregon, 1951 (136 yards)
Also holds per-game record with 1.3 (13 in 10)**MOST YARDS ON INTERCEPTION RETURNS****Game**
182—Ashley Lee, Virginia Tech vs. Vanderbilt, Nov. 12, 1983 (2 interceptions)**Season**
302—Charles Phillips, Southern California, 1974 (7 interceptions)**Career**
501—Terrell Buckley, Florida St., 1989-91 (21 interceptions)**MOST TOUCHDOWNS SCORED ON INTERCEPTION RETURNS****Game**
3—Johnny Jackson, Houston vs. Texas, Nov. 7, 1987 (31, 53, 97 yards)**Season**
4—Deltha O'Neal, California, 1999 (9 interceptions)**Career**
5—Jackie Walker, Tennessee, 1969-71 (11 interceptions); Ken Thomas, San Jose St., 1979-82 (14 interceptions); Deltha O'Neal, California, 1996-99 (11 interceptions); Darrent Williams, Oklahoma St., 2001-04 (11 interceptions)**MOST TOUCHDOWNS SCORED ON INTERCEPTION RETURNS BY A LINEBACKER****Game**
2—Tom Fisher, New Mexico St. vs. Lamar, Nov. 14, 1970 (52 & 28 yards in one quarter); Randy Neal, Virginia vs. Virginia Tech, Nov. 21, 1992 (37 & 30 yards); Patrick Brown, Kansas vs. UAB, Aug. 28, 1997 (51 & 23 yards); Nate Kvamme, Colorado St. vs. San Jose St., Oct. 11, 1997 (15 & 57 yards)**Season**
3—Malcolm Postell, Pittsburgh, 2004**Career**
4—Randy Neal, Virginia, 1991-94; Dustin Cohen, Miami (Ohio), 1996-99**HIGHEST AVERAGE GAIN PER INTERCEPTION****Game**
(Min. 2 ints.) 91.0—Ashley Lee, Virginia Tech vs. Vanderbilt, Nov. 12, 1983 (2 for 182)**Season**
(Min. 5 ints.) 50.6—Norm Thompson, Utah, 1969 (5 for 253)**Career**
(Min. 15 ints.) 26.5—Tom Pridemore, West Virginia, 1975-77 (15 for 398)**MOST CONSECUTIVE GAMES INTERCEPTING A PASS**

15—Al Brosky, Illinois, began Nov. 11, 1950 (vs. Iowa), ended Oct. 18, 1952 (vs. Minnesota)

Punt Returns**MOST PUNT RETURNS****Game**
20—Milton Hill, Texas Tech vs. Centenary (La.), Nov. 11, 1939 (110 yards)**Season**
57—Wes Welker, Texas Tech, 2002 (752 yards, 14 games)
Per-game record—5.5, Dick Adams, Miami (Ohio), 1970 (55 in 10)**Career**
153—Vai Sihakema, Brigham Young, 1980-81, 1984-85 (1,312 yards)**MOST YARDS ON PUNT RETURNS****Game**
277—Antonio Perkins, Oklahoma vs. UCLA, Sept. 20, 2003 (7 returns)**Season**
791—Lee Nalley, Vanderbilt, 1948 (43 returns)
Also holds per-game record with 79.1 (791 in 10)**Career**
1,761—Wes Welker, Texas Tech, 2000-03 (152 returns)**HIGHEST AVERAGE GAIN PER RETURN****Game**
(Min. 3-4 rets.) 59.7—Chip Hough, Air Force vs. SMU, Oct. 9, 1971 (3 for 179)**Season**
(Min. 5 rets.) 43.8—Golden Richards, Brigham Young vs. North Texas, Sept. 10, 1971 (5 for 219)**Season**
(Min. 1.2 rets. per game) 28.5—Maurice Drew, UCLA, 2005 (15 for 427)**Season**
(Min. 1.5 rets. per game) 25.0—George Sims, Baylor, 1948 (15 for 375)**Career**
(Min. 1.2 rets. per game) 23.6—Jack Mitchell, Oklahoma, 1946-48 (39 for 922)**Career**
(Min. 1.5 rets. per game) 20.5—Gene Gibson, Cincinnati, 1949-50 (37 for 760)**MOST TOUCHDOWNS SCORED ON PUNT RETURNS****Game**
3—Antonio Perkins, Oklahoma vs. UCLA, Sept. 20, 2003 (74, 84 & 55 yards)**Season**
5—Chad Owens, Hawaii, 2004**Career**
8—Wes Welker, Texas Tech, 2000-03 (2 in 2000, 1 in 2001, 3 in 2002, 2 in 2003); Antonio Perkins, Oklahoma, 2001-04 (3 in 2002, 4 in 2003, 1 in 2004)**CONSECUTIVE GAMES WITH PUNT RETURN FOR A TOUCHDOWN**

3—David Allen, Kansas St., 1998 (63 yards vs. Indiana St., Sept. 5; 69 yards vs. Northern Ill., Sept. 12; 93 yards vs. Texas, Sept. 19)

(Allen also returned punts for touchdowns in consecutive games in 1999 [94 yards vs. Iowa St., Sept. 25 & 74 yards vs. Texas, Oct. 2])

Kickoff Returns**MOST KICKOFF RETURNS****Game**
11—Trevor Cobb, Rice vs. Houston, Dec. 2, 1989 (166 yards)**Season**
55—William White, Army, 2002 (1,239 yards, 11 games)**Career**
123—Jeff Liggon, Tulane, 1993-96 (2,922 yards)**MOST RETURNS PER GAME****Season**
5.0—William White, Army, 2002 (55 in 11)**Career**
3.0—Steve Odom, Utah, 1971-73 (99 in 33)**MOST YARDS ON KICKOFF RETURNS****Game**
282—Justin Miller, Clemson vs. Florida St., Sept. 25, 2004 (6 returns)**Season**
1,248—Scott Wesley, Army, 2004 (54 returns, 11 games)**Career**
2,922—Jeff Liggon, Tulane, 1993-96 (123 returns)**MOST YARDS RETURNED PER GAME****Season**
113.5—Scott Wesley, Army, 2004 (1,248 in 11)**Career**
78.2—Steve Odom, Utah, 1971-73 (2,582 in 33)**HIGHEST AVERAGE GAIN PER RETURN****Game**
(Min. 3 rets.) 72.7—Anthony Davis, Southern California vs. Notre Dame, Dec. 2, 1972 (3 for 218)**Season**
(Min. 1.2 rets. per game) 40.1—Paul Allen, Brigham Young, 1961 (12 for 481)**Season**
(Min. 1.5 rets. per game) 38.2—Forrest Hall, San Francisco, 1946 (15 for 573)**Career**
(Min. 1.2 rets. per game) 36.2—Forrest Hall, San Francisco, 1946-47 (22 for 796)**Career**
(Min. 1.5 rets. per game) 31.0—Overton Curtis, Utah St., 1957-58 (32 for 991)**MOST TOUCHDOWNS SCORED ON KICKOFF RETURNS****Game**
2—Paul Copoulos, Marquette vs. Iowa Pre-Flight, Nov. 6, 1943 (85 & 82 yards); Ron Horwath, Detroit vs. Hillsdale, Sept. 22, 1950 (96 & 96 yards); Ollie Matson, San Francisco vs. Fordham, Oct. 20, 1951 (94 & 90 yards); Anthony Davis, Southern California vs. Notre Dame, Dec. 2, 1972 (97 & 96 yards); Raghib Ismail, Notre Dame vs. Rice, Nov. 5, 1988 (87 & 83 yards); *Raghib Ismail, Notre Dame vs. Michigan, Sept. 16, 1989 (88 & 92 yards); Stacey Corley, Brigham Young vs. Air Force, Nov. 11, 1989 (99 & 85 yards); Leeland McElroy, Texas A&M vs. Rice, Oct. 23, 1993 (93 & 88 yards); Tutu Atwell, Minnesota vs. Iowa St., Sept. 13, 1997 (89 & 93 yards); Tony Lukins, New Mexico St. vs. Tulsa,

Oct. 6, 2001 (83 & 100 yards); Justin Miller, Clemson vs. Florida St., Sept. 25, 2004 (97 & 86 yards); Brandon Breazell, UCLA vs. Northwestern, Dec. 30, 2005 (42 & 45 yards, both outside kicks)

Season

5—Ashlan Davis, Tulsa, 2004

Career

6—Anthony Davis, Southern California, 1972-74

*Ismail is the only player in history to score twice in two games.

CONSECUTIVE GAMES WITH KICKOFF RETURN FOR A TOUCHDOWN

4—Ashlan Davis, Tulsa, 2004 (100 yards vs. Boise St., Oct. 16; 94 yards vs. Nevada, Oct. 23; 83 yards vs. Rice, Oct. 30; 96 yards vs. SMU, Nov. 6)

SCORING A TOUCHDOWN ON TEAM'S OPENING KICKOFF OF TWO SEASONS**Season**

Barry Sanders, Oklahoma St., 1988 (100 yards vs. Miami [Ohio], Sept. 10) & 1987 (100 yards vs. Tulsa, Sept. 5)

Total Kick Returns**(Combined Punt and Kickoff Returns)****MOST KICK RETURNS****Game**

20—Milton Hill, Texas Tech vs. Centenary (La.), Nov. 11, 1939 (20 punts, 110 yards)

Season

78—Steve Suter, Maryland, 2002 (56 punts, 22 kickoffs, 1,317 yards)

Career

203—Deltha O'Neal, California, 1996-99 (110 punts, 93 kickoffs, 3,455 yards)

MOST YARDS ON KICK RETURNS**Game**

342—Chad Owens, Hawaii vs. Brigham Young, Dec. 8, 2001 (93 punt returns, 249 kickoff returns)

Season

1,348—Derek Abney, Kentucky, 2002 (544 punt returns, 804 kickoff returns)

Per-game record—116.2, Dion Johnson, East Caro., 1990 (1,046 yards, with 167 on punt returns and 879 on kickoff returns in 9 games)

Career

3,455—Deltha O'Neal, California, 1996-99 (1,169 on punts & 2,286 on kickoffs)

GAINING 1,000 YARDS ON PUNT RETURNS AND 1,000 YARDS ON KICKOFF RETURNS**Career**

Troy Slade, Duke, 1973-75 (1,021 & 1,757); Devon Ford, Appalachian St., 1973-76 (1,197 & 1,761); Anthony Carter, Michigan, 1979-82 (1,095 & 1,504); Willie Drewrey, West Virginia, 1981-84 (1,072 & 1,302); Tony James, Mississippi St., 1989-92 (1,332 & 1,862); Thomas Bailey, Auburn, 1991-94 (1,170 & 1,520); Tim Dwight, Iowa, 1994-97 (1,051 & 1,133); Deltha O'Neal, California, 1996-99 (1,169 & 2,286); Nick Davis, Wisconsin, 1998-01 (1,001 & 1,697); Derek Abney, Kentucky, 2000-03 (1,042 & 2,315)

HIGHEST AVERAGE PER KICK RETURN**(Min. 1.2 Punt Returns and 1.2 Kickoff Returns Per Game)****Season**

27.2—Erroll Tucker, Utah, 1985 (40 for 1,087; 16 for 389 on punt returns, 24 for 698 on kickoff returns)

Career

22.0—Erroll Tucker, Utah, 1984-85 (79 for 1,741; 38 for 650 on punt returns, 41 for 1,091 on kickoff returns)

AVERAGING 20 YARDS EACH ON PUNT RETURNS AND KICKOFF RETURNS**(Min. 1.2 Returns Per Game Each)****Season**

By 7 players. Most recent: Lee Gissendaner, Northwestern, 1992 (21.8 on punt returns, 15 for 327; 22.4 on kickoff returns, 17 for 381)

MOST TOUCHDOWNS SCORED**ON KICK RETURNS****(Must Have at Least One Punt Return and One Kickoff Return)****Game**

2—By eight players. Most recent: Derek Abney, Kentucky vs. Florida, Sept. 28, 2002 (Other players: Chad Owens, Hawaii vs. Brigham Young, Dec. 8, 2001; Kahlil Hill, Iowa vs. Western Mich., Sept. 5, 1998; Joe Rowe, Virginia vs. Central Michigan, Sept. 7, 1996; Eric Blount, North Carolina vs. William & Mary, Oct. 5, 1991; Dion Johnson, East Caro. vs. Temple, Oct. 27, 1990; Charlie Justice, North Carolina vs. Florida, Oct. 26, 1946; Ernie Steele, Washington vs. Washington St., Nov. 30, 1940)

Season

6—Derek Abney, Kentucky, 2002 (4 punts, 2 kickoffs); Ashlan Davis, Tulsa, 2004 (5 kickoffs, 1 punt)

Career

8—Cliff Branch, Colorado, 1970-71 (6 punts, 2 kickoffs); Johnny Rodgers, Nebraska, 1970-72 (7 punts, 1 kickoff); Derek Abney, Kentucky, 2000-03 (6 punts, 2 kickoffs); Chad Owens, Hawaii, 2001-04 (6 punts, 2 kickoffs)

WINNING BOTH PUNT RETURN AND KICKOFF RETURN CHAMPIONSHIPS**Season**

Erroll Tucker, Utah, 1985

Career

Ira Matthews, Wisconsin, kickoff returns (1976) and punt returns (1978); Erroll Tucker, Utah, 1985

All Runbacks**(Combined Interception Returns, Blocked Kick Returns, Fumble Returns, Punt Returns and Kickoff Returns)****SCORING MORE THAN ONE TOUCHDOWN IN AT LEAST THREE CATEGORIES****Season**

Erroll Tucker, Utah, 1985 (3 interceptions, 2 punt returns, 2 kickoff returns)

SCORING AT LEAST ONE TOUCHDOWN IN AT LEAST THREE CATEGORIES**Season**

Dick Harris, South Carolina, 1970; Mark Haynes, Arizona St., 1974; Scott Thomas, Air Force, 1985; Joe Crocker, Virginia, 1994; Joe Walker, Nebraska, 1998; Deltha O'Neal, California, 1999

HIGHEST AVERAGE PER RUNBACK**Season**

(Min. 40 rets.) 28.3—Erroll Tucker, Utah, 1985 (46 for 1,303; 6 for 216 on interceptions, 16 for 389 on punt returns, 24 for 698 on kickoff returns)

HIGHEST AVERAGE PER RUNBACK**(At Least 7 Interceptions and Min. 1.3 Punt Returns and 1.3 Kickoff Returns Per Game)****Career**

22.6—Erroll Tucker, Utah, 1984-85 (87 for 1,965; 8 for 224 on interceptions, 38 for 650 on punt returns, 41 for 1,091 on kickoff returns)

MOST TOUCHDOWNS SCORED ON RUNBACKS**Game**

3—Johnny Jackson, Houston vs. Texas, Nov. 7, 1987 (3 interceptions)

MOST TOUCHDOWNS SCORED ON RUNBACKS (Must Have at Least One Touchdown in At Least Three Categories)**Season**

7—Erroll Tucker, Utah, 1985 (3 interceptions, 2 punt returns, 2 kickoff returns)

Career

9—Allen Rossum, Notre Dame, 1994-97 (3 interceptions, 3 punt returns, 3 kickoff returns)

Blocked Kicks**MOST PUNTS BLOCKED BY****Game**

4—Ken Irvin, Memphis vs. Arkansas, Sept. 26, 1992; James King, Central Mich. vs. Michigan St., Sept. 8, 2001

Season

7—James King, Central Mich., 2001

Career

10—James King, Central Mich., 2001-04

MOST BLOCKED FIELD GOALS**Quarter**

2—Jerald Henry, Southern California vs. California, Oct. 22, 1994 (1st, returned first one 60 yards for touchdown); Pat Larson, Wyoming vs. Fresno St., Nov. 18, 1995 (2nd)

Game

2—Mike Washington, Alabama vs. Mississippi St., Nov. 3, 1973; Louis Meadows, North Carolina St. vs. Maryland, Oct. 10, 1981; Matt Harding, Hawaii vs. San Diego St., Oct. 9, 1993; Jerald Henry, Southern California vs. California, Oct. 22, 1994; Pat Larson, Wyoming vs. Fresno St., Nov. 18, 1995; Kyle Vanden Bosch, Nebraska vs. Texas A&M, Nov. 6, 1999; Antwan Peek, Cincinnati vs. Miami (Ohio), Oct. 28, 2000; Justin Pendry, Air Force vs. Tennessee Tech, Sept. 8, 2001; Alton Moore, Auburn vs. Georgia, Nov. 10, 2001; Chris Barry, Nevada vs. Washington, Oct. 11, 2003; Daniel Bazuin, Central Mich. vs. Kent St., Oct. 2, 2004

Season

6—Lonnell Dewalt, Kentucky, 2004

Career

8—James Ferebee, New Mexico St., 1978-81; Terrence Holt, North Carolina St., 1999-02

MOST BLOCKED EXTRA POINTS**Game**

2—Corey Nelson, Air Force vs. Colorado St., Nov. 11, 2000; Josh Buhl, Kansas St. vs. Syracuse, Dec. 29, 2001; Kareem Bland, Middle Tenn. vs. North Texas, Nov. 23, 2002

Season

5—Ray Farmer, Duke, 1993

Career

8—Ray Farmer, Duke, 1992-95

MOST COMBINED BLOCKED KICKS**(Includes Punts, PAT Attempts, FG Attempts)****Game**

4—Ken Irvin, Memphis vs. Arkansas, Sept. 26, 1992 (4 punts); James King, Central Mich. vs. Michigan St., Sept. 8, 2001 (4 punts)

Season

8—Jimmy Lisko, Arkansas St., 1975 (4 PATs, 3 punts, 1 FG); James Francis, Baylor, 1989 (4 PATs, 3 punts, 1 FG); James King, Central Mich., 2001 (7 punts, 1 FG)

Career

19—James Ferebee, New Mexico St., 1978-81 (5 punts, 6 PATs, 8 FGs)

MOST TOUCHDOWNS SCORED ON BLOCKED PUNTS**Game**

2—David Langner, Auburn vs. Alabama, Dec. 2, 1972 (2nd half); Frank Staine-Pyne, Air Force vs. Hawaii, Nov. 1, 1997 (1st half)

Season

3—Joe Wessel, Florida St., 1984

All-Purpose Yards**(Yardage Gained From Rushing, Receiving and All Runbacks)****MOST PLAYS****Game**

58—Tony Sands, Kansas vs. Missouri, Nov. 23, 1991 (58 rushes)

Season

432—Marcus Allen, Southern California, 1981 (403 rushes, 29 receptions)

Career

(3 yrs.) 1,034—Herschel Walker, Georgia, 1980-82 (994 rushes, 26 receptions, 14 kickoff returns)
(4 yrs.) 1,347—Steve Bartalo, Colorado St., 1983-86 (1,215 rushes, 132 receptions)

MOST YARDS GAINED**Quarter**

305—Corey Dillon, Washington vs. San Jose St., Nov. 16, 1996 (1st, 222 rushing, 83 receiving)

Game

578—Emmett White, Utah St. vs. New Mexico St., Nov. 4, 2000 (322 rushing, 134 receiving, 2 punt returns, 120 kickoff returns)

Season

3,250—Barry Sanders, Oklahoma St., 1988 (2,628 rushing, 106 receiving, 95 punt returns, 421 kickoff returns; 11 games)

Career

(3 yrs.) 6,551—Reggie Bush, Southern California, 2003-05 (3,169 rushing, 1,301 receiving, 559 punt returns, 1,522 kickoff returns; 639 plays)

(4 yrs.) 7,573—DeAngelo Williams, Memphis, 2002-05 (6,026 rushing, 723 receiving, 824 kickoff returns; 1,076 plays)

MOST YARDS GAINED PER GAME

Season

295.5—Barry Sanders, Oklahoma St., 1988 (3,250 in 11 games; 2,628 rushing, 106 receiving, 95 punt returns, 421 kickoff returns)

Career

237.8—Ryan Benjamin, Pacific, 1990-92 (5,706 in 24 games; 3,119 rushing, 1,063 receiving, 100 punt returns, 1,424 kickoff returns)

MOST YARDS GAINED BY A FRESHMAN

Game

422—Marshall Faulk, San Diego St. vs. Pacific, Sept. 14, 1991 (386 rushing, 11 receiving, 25 kickoff returns)

Season

2,026—Terrell Willis, Rutgers, 1993 (1,261 rushing, 61 receiving, 704 kickoff returns; 234 plays)

Per-game record—184.8, Marshall Faulk, San Diego St., 1991 (1,663 in 9)

MOST SEASONS WITH 2,000 OR MORE YARDS

3—DeAngelo Williams, Memphis, 2003 (2,113), 2004 (2,230) & 2005 (2,075)

GAINED 1,000 YARDS RUSHING AND 1,000 YARDS RECEIVING

Career

By many players. Most recent: Taurean Henderson, Texas Tech, 2002-05 (3,241 rushing & 2,058 receiving); Reggie Bush, Southern California, 2003-05 (3,169 rushing & 1,301 receiving); Levron Williams, Indiana, 1998-01 (3,095 rushing & 1,052 receiving); Emmett White, Utah St., 1998-01 (2,791 rushing & 1,044 receiving)

GAINED 2,000 YARDS RECEIVING, 1,000 YARDS ON PUNT RETURNS AND 2,000 YARDS ON KICKOFF RETURNS

Career

Derek Abney, Kentucky, 2000-03 (2,639 receiving, 1,042 punt returns & 2,315 kickoff returns)

HIGHEST AVERAGE GAIN PER PLAY

Game

(Min. 300 yards, 25 plays) 16.8—Randy Gatewood, UNLV vs. Idaho, Sept. 17, 1994 (419 on 25)

Season

(Min. 1,500 yards, 100-124 plays) 18.5—Henry Bailey, UNLV, 1992 (1,883 on 102)

(Min. 1,500 yards, 125 plays) 17.5—Bernard Berrian, Fresno St., 2001 (2,591 on 148)

Career

(Min. 5,000 yards, 275-374 plays) 17.4—Anthony Carter, Michigan, 1979-82 (5,197 on 298)

(Min. 5,000 yards, 375 plays) 14.8—Derek Abney, Kentucky, 2000-03 (5,856 on 395)

TEAM HAVING A 200-YARD RUSHER AND 200-YARD RECEIVER IN SAME GAME

San Diego St., George Jones (208 rushing) and Will Blackwell (210 receiving) vs. New Mexico, Nov. 4, 1995 (San Diego St. won, 38-29); Pittsburgh, Kevan Barlow (209 rushing) and Antonio Bryant (222 receiving) vs. Boston College, Oct. 21, 2000 (Pittsburgh won, 42-26); Wisconsin, Anthony Davis (247 rushing) and Lee Evans (214 receiving) vs. Akron, Sept. 6, 2003 (Wisconsin won, 48-31); Wisconsin, Dwayne Smith (207 rushing) and Lee Evans (258 receiving) vs. Michigan St., Nov. 15, 2003 (Wisconsin won, 56-21)

MOST YARDS GAINED BY TWO PLAYERS, SAME TEAM

Career

10,253—Marshall Faulk (5,595) & Darnay Scott (4,658), San Diego St., 1991-93

Scoring

MOST POINTS SCORED

(By Non-Kickers)

Game

48—Howard Griffith, Illinois vs. Southern Ill., Sept. 22, 1990 (8 TDs on runs of 5, 51, 7, 41, 5, 18, 5, 3 yards)

Game vs. Major-College Opponent

44—Marshall Faulk, San Diego St. vs. Pacific, Sept. 14, 1991 (7 TDs, 1 two-point conversion)

Season

234—Barry Sanders, Oklahoma St., 1988 (39 TDs in 11 games)

2 Yrs

320—Ricky Williams, Texas, 1997-98 (53 TDs, 1 two-point conversion in 22 games)

3 Yrs

404—Ricky Williams, Texas, 1996-98 (67 TDs, 1 two-point conversion in 34 games)

Career

(4 yrs.) 468—Travis Prentice, Miami (Ohio), 1996-99 (78 TDs)

MOST POINTS SCORED PER GAME

Season

21.3—Barry Sanders, Oklahoma St., 1988 (234 in 11)

2 Yrs

14.5—Ricky Williams, Texas 1997-98 (320 in 22)

Career

12.1—Marshall Faulk, San Diego St., 1991-93 (376 in 31)

MOST POINTS SCORED BY A FRESHMAN

Game

44—Marshall Faulk, San Diego St. vs. Pacific, Sept. 14, 1991 (7 TDs, 1 two-point conversion)

Season

140—Marshall Faulk, San Diego St., 1991 (23 TDs, 1 two-point conversion)

Also holds per-game record with 15.6 (140 in 9)

MOST TOUCHDOWNS SCORED

Quarter

4—Dick Felt, Brigham Young vs. San Jose St., Nov. 8, 1952 (all rushing, 4th); Howard Griffith, Illinois vs. Southern Ill., Sept. 22, 1990 (all rushing, 3rd); Eric Bieniemy, Colorado vs. Nebraska, Nov. 2, 1990 (all rushing, 4th); Corey Dillon, Washington vs. San Jose St., Nov. 16, 1996 (3 rushing, 1 receiving, 1st); Frank Moreau, Louisville vs. East Caro., Nov. 1, 1997 (all rushing, 2nd); Corey Thomas, Duke vs. Georgia Tech, Nov. 15, 1997 (all receiving, 4th); Terry Cautley, Connecticut vs. Kent St., Nov. 9, 2002 (3 rushing, 1 receiving, 2nd)

Game

8—Howard Griffith, Illinois vs. Southern Ill., Sept. 22, 1990 (all 8 by rushing on runs of 5, 51, 7, 41, 5, 18, 5, 3 yards)

Game vs. Major-College Opponent

7—Arnold "Showboat" Boykin, Mississippi vs. Mississippi St., Dec. 1, 1951; Marshall Faulk, San Diego St. vs. Pacific, Sept. 14, 1991; Rashaun Woods, Oklahoma St. vs. SMU, Sept. 20, 2003

Season

39—Barry Sanders, Oklahoma St., 1988 (11 games) Also holds per-game record with 3.5 (39 in 11)

2 Yrs

53—Ricky Williams, Texas 1997-98 (22 games)

Also holds per-game record with 2.4 (53 in 22)

3 Yrs

67—Ricky Williams, Texas, 1996-98 (34 games)

Career

(4 yrs.) 78—Travis Prentice, Miami (Ohio), 1996-99 (73 rushing, 5 pass receptions)

MOST TOUCHDOWNS SCORED IN TWO AND THREE CONSECUTIVE GAMES

2 Games

11—Kelvin Bryant, North Carolina, 1981 (6 vs. East Caro., Sept. 12; 5 vs. Miami [Ohio], Sept. 19); Ricky Williams, Texas, 1998 (6 vs. Rice, Sept. 26; 5 vs. Iowa St., Oct. 3)

3 Games

15—Kelvin Bryant, North Carolina, 1981 (6 vs. East Caro., Sept. 12; 5 vs. Miami [Ohio], Sept. 19; 4 vs. Boston College, Sept. 26)

MOST TOUCHDOWNS SCORED BY PLAYERS ON THE SAME TEAM IN CONSECUTIVE GAMES

5—Tielor Robinson, Army vs. Cincinnati, Oct. 9, 2004 (3 rushing, 2 receiving) and Carlton Jones, Army vs. South Fla., Oct. 16, 2004 (5 rushing)

MOST TOUCHDOWNS SCORED BY A FRESHMAN

Game

7—Marshall Faulk, San Diego St. vs. Pacific, Sept. 14, 1991 (all by rushing)

Season

23—Marshall Faulk, San Diego St., 1991 (21 rushing, 2 pass receptions)

Also holds per-game record with 2.6 (23 in 9)

MOST GAMES SCORING A TOUCHDOWN

Season

14—Lee Suggs, Virginia Tech, 2002 (14 games)

Career

37—Cedric Benson, Texas, 2001-04

MOST CONSECUTIVE GAMES SCORING A TOUCHDOWN

Career

27—Lee Suggs, Virginia Tech (from Sept. 2, 2000 through Dec. 31, 2002; 57 touchdowns)

MOST GAMES SCORING TWO OR MORE TOUCHDOWNS

Season

11—Barry Sanders, Oklahoma St., 1988

Career

25—Travis Prentice, Miami (Ohio), 1996-99

MOST CONSECUTIVE GAMES SCORING TWO OR MORE TOUCHDOWNS

Season

11—Barry Sanders, Oklahoma St., 1988

Career

13—Barry Sanders, Oklahoma St. (from Nov. 14, 1987, through 1988)

MOST GAMES SCORING THREE OR MORE TOUCHDOWNS

Season

9—Barry Sanders, Oklahoma St., 1988

MOST CONSECUTIVE GAMES SCORING THREE OR MORE TOUCHDOWNS

Season

5—Paul Hewitt, San Diego St., 1987 (from Oct. 10 through Nov. 7); Barry Sanders, Oklahoma St., 1988 (from Sept. 10 through Oct. 15)

MOST TOUCHDOWNS AND POINTS SCORED BY TWO PLAYERS, SAME TEAM

Season

54 and 324—Barry Sanders (39-234) & Hart Lee Dykes (15-90), Oklahoma St., 1988

Career

99 and 594—LenDale White (57-342) & Reggie Bush (42-252), Southern California, 2003-05

97 and 585—Glenn Davis (59-354) & Doc Blanchard (38-231), Army, 1943-46

PASSING FOR A TOUCHDOWN AND SCORING TOUCHDOWNS BY RUSHING AND RECEIVING

Game

By many players. Most recent: Shane Boyd, Kentucky vs. Ohio, Oct. 18, 2003; Josh Harris, Bowling Green vs. Northwestern, Nov. 17, 2001; Joey Harrington, Oregon vs. Texas, Dec. 31, 2000; Craig Ochs, Colorado vs. Oklahoma St., Oct. 28, 2000; Eric Crouch, Nebraska vs. California, Sept. 11, 1999 (all in 2nd quarter); Antwaan Randle El, Indiana vs. Cincinnati, Sept. 26, 1998; Jacquez Green, Florida vs. Auburn, Oct. 18, 1997

SCORING TOUCHDOWNS BY RUSHING, RECEIVING AND RETURNING A FUMBLE

Game

Marco Nelson, Navy vs. Stanford, Sept. 10, 2005

PASSING FOR A TOUCHDOWN AND SCORING ON A PASS RECEPTION AND PUNT RETURN

Game

By many players. Most recent: Tim Dwight, Iowa vs. Indiana, Oct. 25, 1997

PLAYER RETURNING A BLOCKED PUNT, FUMBLE RECOVERY AND INTERCEPTION RETURN FOR A TOUCHDOWN

Season

By many players. Most recent: Tim Curry, Air Force, 1997

**MOST EXTRA POINTS ATTEMPTED BY KICKING
Game**

14—Terry Leiweke, Houston vs. Tulsa, Nov. 23, 1968 (13 made)

Season

86—Mario Danelo, Southern California, 2005 (83 made)

Career

233—Shaun Suisham, Bowling Green, 2001-04 (226 made)

**MOST EXTRA POINTS MADE BY KICKING
Game**

13—Terry Leiweke, Houston vs. Tulsa, Nov. 23, 1968 (14 attempts); Derek Mahoney, Fresno St. vs. New Mexico, Oct. 5, 1991 (13 attempts)

Season

83—Mario Danelo, Southern California, 2005 (86 attempts)

Per-game record—6.42, Arthur Carmody, Louisville, 2004 (77 in 12)

Career

226—Shaun Suisham, Bowling Green, 2001-04 (233 attempts)

Per-game record—5.3, Bart Edmiston, Florida, 1993-96 (137 in 26)

**BEST PERFECT RECORD OF EXTRA POINTS MADE
Season**

77 of 77—Arthur Carmody, Louisville, 2004

**HIGHEST PERCENTAGE OF EXTRA POINTS MADE
Career**

(Min. 100 atts.) 100%—Van Tiffin, Alabama, 1983-86 (135 of 135); Pete Stoyanovich, Indiana, 1985-88 (101 of 101); David Browndyke, LSU, 1986-89 (109 of 109); John Becksvoort, Tennessee, 1991-94 (161 of 161); Luke Manget, Georgia Tech, 1999-02 (160 of 160); Damon Duval, Auburn, 1999-02 (125 of 125)

**MOST CONSECUTIVE EXTRA POINTS MADE
Game**

13—Derek Mahoney, Fresno St. vs. New Mexico, Oct. 5, 1991 (13 attempts)

Season

77—Arthur Carmody, Louisville, 2004 (77 attempts)

Career

161—John Becksvoort, Tennessee, 1991-94

**MOST POINTS SCORED BY KICKING
Game**

24—Mike Prindle, Western Mich. vs. Marshall, Sept. 29, 1984 (7 FGs, 3 PATs)

Season

141—Tyler Jones, Boise St., 2004 (24 FGs, 69 PATs)
Per-game record—11.9, Roman Anderson, Houston, 1989 (131 in 11)

Career

423—Roman Anderson, Houston, 1988-91 (70 FGs, 213 PATs)
Also holds per-game record with 9.6 (423 in 44)

**HIGHEST PERCENTAGE OF EXTRA POINTS
AND FIELD GOALS MADE
Season**

(Min. 20 PATs and 12 FGs made) 100.0%—Marc Primanti, North Carolina St., 1996 (24 of 24 PATs, 20 of 20 FGs); Ryan White, Memphis, 1998 (22 of 22 PATs, 16 of 16 FGs)

(Min. 30 PATs and 15 FGs made) 98.3%—Chuck Nelson, Washington, 1982 (34 of 34 PATs, 25 of 26 FGs)

(Min. 40 PATs and 20 FGs made) 97.3%—Chris Jacke, UTEP, 1988 (48 of 48 PATs, 25 of 27 FGs)

Career

(Min. 100 PATs and 50 FGs made) 93.3%—John Lee, UCLA, 1982-85 (116 of 117 PATs, 79 of 92 FGs)

**MOST TWO-POINT ATTEMPTS MADE
Game**

6—Jim Pilot, New Mexico St. vs. Hardin-Simmons, Nov. 25, 1961 (all by running, attempted 7)

Season

6—Pat McCarthy, Holy Cross, 1960 (all by running); Jim Pilot, New Mexico St., 1961 (all by running); Howard Twilley, Tulsa, 1964 (all on pass receptions)

Career

13—Pat McCarthy, Holy Cross, 1960-62 (all by running)

**MOST SUCCESSFUL TWO-POINT PASSES
Season**

12—John Hangartner, Arizona St., 1958 (attempted 21)

Career

19—Pat McCarthy, Holy Cross, 1960-62 (attempted 33)

Defensive Extra Points**MOST DEFENSIVE EXTRA POINTS RETURNED
Game**

2—Corey Ivy, Oklahoma vs. California, Sept. 20, 1997; Tony Holmes, Texas vs. Iowa St., Oct. 3, 1998

**MOST DEFENSIVE EXTRA POINTS SCORED
Game**

2—Tony Holmes, Texas vs. Iowa St., Oct. 3, 1998

Season

2—Tony Holmes, Texas, 1998

**MOST DEFENSIVE EXTRA POINTS
SCORED BY BOTH TEAMS
(Must Have One Scored by Each Team)
Game**

2—Eric Kelly (fumbled snap return), Kentucky, and Mark Roman (blocked kick return), LSU, Oct. 17, 1998

**LONGEST RETURN OF A DEFENSIVE
EXTRA-POINT ATTEMPT
Game**

100—Lee Ozmint (SS), Alabama vs. LSU, Nov. 11, 1989 (intercepted pass at Alabama goal line); Quintin Parker (DB), Illinois vs. Wisconsin, Oct. 28, 1989 (returned kick from Illinois goal line); Curt Newton (LB), Washington St. vs. Oregon St., Oct. 20, 1990 (intercepted pass from Washington St. goal line); William Price (CB), Kansas St. vs. Indiana St., Sept. 7, 1991 (intercepted pass three yards deep in Indiana St. end zone); Joe Crocker (CB), Virginia vs. North Carolina St., Nov. 25, 1994 (intercepted pass five yards deep in North Carolina St. end zone); Laymar Grant, Duke vs. Maryland, Oct. 26, 1996 (returned conversion pass attempt); Tony Holmes, Texas vs. Iowa St., Oct. 3, 1998 (intercepted pass); Brandon Ratcliff, New Mexico vs. UNLV, Oct. 12, 2002 (intercepted pass three yards deep in UNLV end zone)

FIRST DEFENSIVE EXTRA-POINT ATTEMPT

Thomas King (S), La.-Lafayette vs. Cal St. Fullerton, Sept. 3, 1988 (returned blocked kick 6 yards)

**MOST DEFENSIVE EXTRA-POINT
KICKS BLOCKED
Game**

2—Nigel Codrington (DB), Rice vs. Notre Dame, Nov. 5, 1988 (1 resulted in a score)

Also holds season record with 2

Defensive Records**(Since 2000)****TOTAL TACKLES
Game**

26—Brian Leigeb, Central Mich. vs. Northern Ill., Nov. 17, 2000; Doug Szymul, Northwestern vs. Navy, Sept. 21, 2002

Season

193—Lawrence Flugence, Texas Tech, 2002 (14 games)

Per-game record—15.6, Rick Sherrad, West Virginia, 2001 (156 in 10)

Career

545—Tim McGarigle, Northwestern, 2002-05 (48 games)

Per-game record—12.4, E.J. Henderson, Maryland, 2000-02 (434 in 35)

**SOLO TACKLES
Game**

20—Tyrell Johnson, Arkansas St. vs. North Texas, Nov. 26, 2005

Season

135—E.J. Henderson, Maryland, 2002 (14 games)
Per-game record—10.2, Rick Sherrad, West Virginia, 2001 (102 in 10)

Career

360—Rod Davis, Southern Miss., 2000-03 (47 games)
Per-game record—8.8, E.J. Henderson, Maryland, 2000-02 (308 in 35)

**ASSISTED TACKLES
Game**

19—Brad White, Wake Forest vs. Navy, Nov. 23, 2002

Season

88—David Lusky, Eastern Mich., 2002 (12 games); John Leake, Clemson, 2002 (13 games)

Per-game record—7.6, Kevin Harrison, Eastern Mich., 2004 (84 in 11)

Career

241—Justin Bariault, Ball St., 2001-04 (46 games)
Also holds per-game record with 5.24 (241 in 46)

**TACKLES FOR LOSS
Game**

7.0—Chris Johnson, Kansas St. vs. Kansas, Oct. 7, 2000; Richard Seigler, Oregon St. vs. Arizona St., Oct. 20, 2001; Larry Foote, Michigan vs. Iowa, Oct. 27, 2001

Season

32.0—Jason Babin, Western Mich., 2003 (31 solo, 2 assisted in 12 games)

Per-game record—2.8, Kenny Philpot, Eastern Mich., 2001 (30.5 in 11)

Career

75.0—Jason Babin, Western Mich., 2000-03 (75 solo in 47 games)

Per-game record—1.87, Julius Peppers, North Carolina, 2000-01 (43 in 23)

**PASS SACKS
Game**

6.0—Elvis Dumervil, Louisville vs. Kentucky, Sept. 4, 2005

Season

24.0—Terrell Suggs, Arizona St., 2002 (23 solo, 2 assisted in 14 games)

Also holds per-game record with 1.71 (24.0 in 14)

Career

44.0—Terrell Suggs, Arizona St., 2000-02 (44 in 36 games)

Per-game record—1.61, Dwight Freeney, Syracuse, 2000-01 (30.5 in 19)

**PASSES DEFENDED
Game**

8—Joselio Hanson, Texas Tech vs. Oklahoma St., Nov. 9, 2002

Season

32—Jason Goss, TCU, 2002 (24 pass breakups, 8 pass interceptions in 12 games); Nathan Vasher, Texas, 2003 (26 pass breakups, 6 pass interceptions in 13 games); Corey Webster, LSU, 2003 (25 pass breakups, 7 pass interceptions in 14 games)

Goss holds per-game record with 2.67 (32 in 12)

Career

78—Nathan Vasher, Texas, 2000-03 (61 pass breakups, 17 pass interceptions in 46 games)

Per-game record—2.15, Eugene Wilson, Illinois, 2000-02 (71 in 33)

**FORCED FUMBLES
Game**

3—DeLawrence Grant, Oregon St. vs. San Diego St., Sept. 23, 2000; Antwan Peek, Cincinnati vs. La.-Monroe, Dec. 1, 2001; Mason Unck, Arizona St. vs. Stanford, Sept. 28, 2002; Quintin Mikell, Boise St. vs. Hawaii, Oct. 5, 2002; Grant Wiley, West Virginia vs. Cincinnati, Sept. 13, 2003; Derrick Johnson, Texas vs. North Texas, Sept. 4, 2004

Season

10—Elvis Dumervil, Louisville, 2005

Also holds per-game record with 0.83 (10 in 12)

Career

14—Terrell Suggs, Arizona St., 2000-02; Antwan Peek, Cincinnati, 2000-02; Kenechi Udeze, Southern California, 2001-03

Peek holds per-game record with 0.41 (14 in 34)

TOUCHDOWNS SCORED BY FUMBLE RETURN AND INTERCEPTION RETURN IN SAME GAME

2—Paul McClendon, Texas Tech vs. North Texas, Sept. 22, 2001 (six-yard fumble return and 50-yard interception return); Shawn Hackett, West Virginia vs. Rutgers, Nov. 3, 2001 (50-yard interception return and 10-yard fumble return)

Fumble Returns**(Since 1992)****LONGEST FUMBLE RETURN FOR A TOUCHDOWN**

100—Paul Rivers, Rutgers vs. Pittsburgh, Oct. 28, 1995; Dan Dawson, Rice vs. UNLV, Nov. 14, 1998; Kevin Thomas, UNLV vs. Baylor, Sept. 11, 1999

MOST FUMBLE RETURNS**Game**

2—By many players

MOST FUMBLE RETURNS RETURNED FOR TOUCHDOWNS**Game**

2—Tyrone Carter, Minnesota vs. Syracuse, Sept. 21, 1996 (63 & 20 yards); Tony Driver, Notre Dame vs. Navy, Oct. 14, 2000 (24 & 22 yards); Alvin Nnabuife, SMU vs. Nevada, Nov. 13, 2004 (17 & 95 yards)

Field Goals**MOST FIELD GOALS ATTEMPTED****Game**

9—Mike Prindle, Western Mich. vs. Marshall, Sept. 29, 1984 (7 made)

Season

38—Jerry DePoyster, Wyoming, 1966 (13 made in 10 games); Billy Bennett, Georgia, 2003 (31 made in 14 games)

DePoyster holds per-game record with 3.8 (38 in 10)

Career

(3 yrs.) 93—Jerry DePoyster, Wyoming, 1965-67 (36 made)

Also holds per-game record with 3.1 (93 in 30)

(4 yrs.) 110—Billy Bennett, Georgia, 2000-03 (87 made)

Per-game record—2.4, Philip Doyle, Alabama, 1987-90 (105 in 43)

MOST FIELD GOALS MADE**Quarter**

4—By 5 players. Most recent: Jose Cortez, Oregon St. vs. California, Oct. 31, 1998 (2nd)

Half

5—Dale Klein, Nebraska vs. Missouri, Oct. 19, 1985 (1st); Dat Ly, New Mexico St. vs. Kansas, Oct. 1, 1988 (1st)

Game

7—Mike Prindle, Western Mich. vs. Marshall, Sept. 29, 1984 (32, 44, 42, 23, 48, 41, 27 yards), 9 attempts; Dale Klein, Nebraska vs. Missouri, Oct. 19, 1985 (32, 22, 43, 44, 29, 43, 43 yards), 7 attempts

Season

31—Billy Bennett, Georgia, 2003 (38 attempts in 14 games)

2 Yrs

57—Billy Bennett, Georgia, 2002-03 (71 attempts)

Career

87—Billy Bennett, Georgia, 2000-03 (110 attempts)

MOST FIELD GOALS MADE PER GAME**Season**

2.6—John Lee, UCLA, 1984 (29 in 11)

Career

1.84—John Lee, UCLA, 1982-85 (79 in 43)

BEST PERFECT RECORD OF FIELD GOALS MADE**Game**

7 of 7—Dale Klein, Nebraska vs. Missouri, Oct. 19, 1985

Season

20 of 20—Marc Primanti, North Carolina St., 1996

MOST FIELD GOALS MADE BY A FRESHMAN**Game**

6—*Mickey Thomas, Virginia Tech vs. Vanderbilt, Nov. 4, 1989 (6 attempts)

Season

23—Collin Mackie, South Carolina, 1987 (30 attempts)

*Conventional-style kicker.

HIGHEST PERCENTAGE OF FIELD GOALS MADE**Season**

(Min. 15 atts.) 100.0%—John Lee, UCLA, 1984 (16 of 16); Marc Primanti, North Carolina St., 1996 (20 of 20); Ryan White, Memphis, 1998 (16 of 16)

Career

(Min. 45-54 atts.) 87.8%—Bobby Raymond, Florida, 1983-84 (43 of 49)

(Min. 55 atts.) 85.9%—John Lee, UCLA, 1982-85 (79 of 92)

MOST CONSECUTIVE FIELD GOALS MADE**Season**

25—Chuck Nelson, Washington, 1982 (first 25, missed last attempt of season vs. Washington St., Nov. 20)

Career

30—Chuck Nelson, Washington, 1981-82 (last 5 in 1981, from vs. Southern California, Nov. 14, and first 25 in 1982, ending with last attempt vs. Washington St., Nov. 20)

MOST GAMES KICKING A FIELD GOAL**Career**

40—Gary Gussman, Miami (Ohio), 1984-87 (in 44 games played)

MOST CONSECUTIVE GAMES KICKING A FIELD GOAL

24—Billy Bennett, Georgia, 2002-03

MOST FIELD GOALS MADE, 60 YARDS OR MORE**Game**

2—Tony Franklin, Texas A&M vs. Baylor, Oct. 16, 1976 (65 & 64 yards)

Season

3—Russell Erxleben, Texas, 1977 (67 vs. Rice, Oct. 1; 64 vs. Baylor, Oct. 16; 60 vs. Texas Tech, Oct. 29) (4 attempts)

Career

3—Russell Erxleben, Texas, 1975-78 (see Season Record above)

MOST FIELD GOALS ATTEMPTED, 60 YARDS OR MORE**Season**

5—Tony Franklin, Texas A&M, 1976 (2 made)

Career

11—Tony Franklin, Texas A&M, 1975-78 (2 made)

MOST FIELD GOALS MADE, 50 YARDS OR MORE**Game**

3—Jerry DePoyster, Wyoming vs. Utah, Oct. 8, 1966 (54, 54, 52 yards); Sergio Lopez-Chavero, Wichita St. vs. Drake, Oct. 27, 1984 (54, 54, 51 yards); Tim Douglas, Iowa vs. Illinois, Sept. 26, 1998 (51, 58, 51 yards); Dan Orner, North Carolina vs. Syracuse, Sept. 7, 2002 (52, 51, 51 yards)

Season

8—Fuad Reveiz, Tennessee, 1982 (10 attempts)

Career

20—Jason Hanson, Washington St., 1988-91 (35 attempts)

MOST FIELD GOALS ATTEMPTED, 50 YARDS OR MORE**Season**

17—Jerry DePoyster, Wyoming, 1966 (5 made)

Career

38—Tony Franklin, Texas A&M, 1975-78 (16 made)

HIGHEST PERCENTAGE OF FIELD GOALS MADE, 50 YARDS OR MORE**Season**

(Min. 10 atts.) 80.0%—Fuad Reveiz, Tennessee, 1982 (8 of 10)

Career

(Min. 15 atts.) 60.9%—Max Zendejas, Arizona, 1982-85 (14 of 23)

MOST FIELD GOALS MADE, 40 YARDS OR MORE**Game**

5—Alan Smith, Texas A&M vs. Arkansas St., Sept. 17, 1983 (44, 45, 42, 59, 57 yards)

Season

14—Chris Jacke, UTEP, 1988 (16 attempts)

Career

39—Jason Hanson, Washington St., 1988-91 (66 attempts) (19 of 31, 40-49 yards; 20 of 35, 50 or more yards)

MOST FIELD GOALS ATTEMPTED, 40 YARDS OR MORE**Season**

25—Jerry DePoyster, Wyoming, 1966 (6 made)

Career

66—Jason Hanson, Washington St., 1988-91 (39 made)

HIGHEST PERCENTAGE OF FIELD GOALS MADE, 40 YARDS OR MORE**Season**

(Min. 10 made) 93.3%—Matt Payne, Brigham Young, 2004 (14 of 15)

Career

(Min. 20 made) 72.1%—Billy Bennett, Georgia, 2000-03 (31 of 43)

HIGHEST PERCENTAGE OF FIELD GOALS MADE, 40-49 YARDS**Season**

(Min. 10 made) 100%—John Carney, Notre Dame, 1984 (10 of 10)

Career

(Min. 15 made) 82.6%—Jeff Jaeger, Washington, 1983-86 (19 of 23)

MOST CONSECUTIVE FIELD GOALS MADE, 40-49 YARDS**Career**

14—Matt Payne, Brigham Young, 2003-04

HIGHEST PERCENTAGE OF FIELD GOALS MADE, UNDER 40 YARDS**Season**

(Min. 16 made) 100%—Paul Woodside, West Virginia, 1982 (23 of 23); Randy Pratt, California, 1983 (16 of 16); John Lee, UCLA, 1984 (16 of 16); Bobby Raymond, Florida, 1984 (18 of 18); Scott Slater, Texas A&M, 1986 (16 of 16); Philip Doyle, Alabama, 1989 (19 of 19)

Career

(Min. 30-39 made) 97.0%—Bobby Raymond, Florida, 1983-84 (32 of 33)

(Min. 40 made) 96.4%—John Lee, UCLA, 1982-85 (54 of 56)

LONGEST AVERAGE DISTANCE FIELD GOALS MADE**Game**

(Min. 4 made) 49.5—Jeff Heath, East Caro. vs. Texas-Arlington, Nov. 6, 1982 (58, 53, 42, 45 yards)

Season

(Min. 10 made) 50.9—Jason Hanson, Washington St., 1991 (10 made)

Career

(Min. 25 made) 42.4—Russell Erxleben, Texas, 1975-78 (49 made)

LONGEST AVERAGE DISTANCE FIELD GOALS ATTEMPTED**Season**

(Min. 20 atts.) 51.2—Jason Hanson, Washington St., 1991 (22 attempts)

Career

(Min. 40 atts.) 44.7—Russell Erxleben, Texas, 1975-78 (78 attempts)

MOST TIMES KICKING TWO OR MORE FIELD GOALS IN A GAME**Season**

10—Paul Woodside, West Virginia, 1982

Career

27—Kevin Butler, Georgia, 1981-84; Billy Bennett, Georgia, 2000-03

MOST TIMES KICKING THREE OR MORE FIELD GOALS IN A GAME**Season**

6—Luis Zendejas, Arizona St., 1983; Joe Allison, Memphis, 1992

Career

13—Luis Zendejas, Arizona St., 1981-84

MOST TIMES KICKING FOUR FIELD GOALS IN A GAME**Season**

4—Matt Bahr, Penn St., 1978

Career

6—John Lee, UCLA, 1982-85

LONGEST FIELD GOAL MADE

67—Russell Exleben, Texas vs. Rice, Oct. 1, 1977; Steve Little, Arkansas vs. Texas, Oct. 15, 1977; Joe Williams, Wichita St. vs. Southern Ill., Oct. 21, 1978

LONGEST INDOOR FIELD GOAL MADE

62—Chip Lohmiller, Minnesota vs. Iowa, Nov. 22, 1986 (in Minnesota's Metrodome)

LONGEST FIELD GOAL MADE WITHOUT USE OF A KICKING TEE

65—Martin Gramatica, Kansas St., vs. Northern Ill., Sept. 12, 1998

LONGEST FIELD GOAL MADE BY A FRESHMAN

61—Kyle Bryant, Texas A&M vs. Southern Miss., Sept. 24, 1994

LONGEST FIELD GOAL MADE ON FIRST ATTEMPT OF CAREER

61—Ralf Mojsiejenko, Michigan St. vs. Illinois, Sept. 11, 1982

MOST FIELD GOALS MADE IN FIRST GAME OF CAREER

5—Joe Liljenquist, Brigham Young vs. Colorado St., Sept. 20, 1969 (6 attempts); Nathan Ritter, North Carolina St. vs. East Caro., Sept. 9, 1978 (6 attempts); Jose Ocegueda, Long Beach St. vs. Kansas St., Sept. 3, 1983 (5 attempts)

MOST GAMES IN WHICH FIELD GOAL(S) PROVIDED THE WINNING MARGIN**Season**

6—Henrik Mike-Mayer, Drake, 1981

Career

10—Dan Miller, Miami (Fla.), 1978-81; John Lee, UCLA, 1982-85; Jeff Ward, Texas, 1983-86

Team Records

SINGLE GAME—Offense

Total Offense

MOST PLAYS

112—Montana vs. Montana St., Nov. 1, 1952 (475 yards)

MOST PLAYS VS. A MAJOR-COLLEGE TEAM

111—Texas Tech vs. Iowa St., Oct. 11, 2003 (775 yards)

MOST PLAYS, BOTH TEAMS

196—San Diego St. (99) & North Texas (97), Dec. 4, 1971 (851 yards)

MOST PLAYS, BOTH TEAMS (OVERTIME)

202—Kentucky (103) vs. Arkansas (99), Nov. 1, 2003, 7 of (1,111 yards)

FEWEST PLAYS

12—Texas Tech vs. Centenary (La.), Nov. 11, 1939 (10 rushes, 2 passes, -1 yard)

FEWEST PLAYS, BOTH TEAMS

33—Texas Tech (12) & Centenary (La.) (21), Nov. 11, 1939 (28 rushes, 5 passes, 30 yards)

MOST YARDS GAINED

1,021—Houston vs. SMU, Oct. 21, 1989 (250 rushing, 771 passing, 86 plays)

MOST YARDS GAINED, BOTH TEAMS

1,640—San Jose St. (849) & Nevada (791), Nov. 10, 2001 (168 plays)

FEWEST YARDS GAINED

Minus 47—Syracuse vs. Penn St., Oct. 18, 1947 (-107 rushing, gained 60 passing, 49 plays)

FEWEST YARDS GAINED, BOTH TEAMS

30—Texas Tech (-1) & Centenary (La.) (31), Nov. 11, 1939 (33 plays)

MOST YARDS GAINED BY A LOSING TEAM

791—Nevada vs. San Jose St., Nov. 10, 2001 (lost 64-45)

BOTH TEAMS GAINING 600 YARDS OR MORE

In 27 games. Most recent: San Diego St. (632) & Hawaii (610), Dec. 7, 2002 (157 plays); Hawaii (646) & Brigham Young (612), Dec. 8, 2001 (178 plays); Northwestern (624) & Bowling Green (618), Nov. 17, 2001 (183 plays); Nevada (791) & San Jose St. (849), Nov. 10, 2001 (168 plays); Idaho (760) & Middle Tenn. (685), Oct. 6, 2001 (166 plays); Nevada (653) & New Mexico St. (614), Oct. 10, 1998 (172 plays); Miami (Fla.) (689) & UCLA (670), Dec. 5, 1998 (152 plays); Tennessee (695) & Kentucky (634), Nov. 22, 1997; Kent St. (615) & UCF (612), Oct. 4, 1997 (154 plays); San Diego St. (670) & UNLV (627), Nov. 16, 1996 (166 plays);

Nevada (727) & Louisiana Tech (607), Oct. 21, 1995 (180 plays); Idaho (707) & UNLV (614), Sept. 17, 1994 (181 plays); Maryland (649) & Virginia Tech (641), Sept. 25, 1993 (166 plays); Nevada (616) & Weber St. (615), Oct. 23, 1993 (180 plays)

FEWEST YARDS GAINED BY A WINNING TEAM

10—North Carolina St. vs. Virginia, Sept. 30, 1944 (won 13-0)

HIGHEST AVERAGE GAIN PER PLAY (Min. 75 Plays)

11.9—Houston vs. SMU, Oct. 21, 1989 (86 for 1,021)

MOST TOUCHDOWNS SCORED BY RUSHING AND PASSING

15—Wyoming vs. Northern Colo., Nov. 5, 1949 (9 rushing, 6 passing)

MOST TOUCHDOWNS SCORED BY RUSHING AND PASSING (OVERTIME)

16—Arkansas vs. Mississippi, Nov. 3, 2001, 7 of (9 rushing, 7 passing)

LONGEST DRIVE IN A GAME

26 plays, 14:26 elapsed time—Navy vs. New Mexico, Dec. 30, 2004 (Emerald Bowl).

Navy started at its one-yard line with 1:41 left in the third quarter and drove 94 yards to the New Mexico five-yard line. The drive ended with a 22-yard field goal with 2:15 remaining in the game. Navy won, 34-19.

Rushing

MOST RUSHES

99—Missouri vs. Colorado, Oct. 12, 1968 (421 yards)

MOST RUSHES, BOTH TEAMS

141—Colgate (82) & Bucknell (59), Nov. 6, 1971 (440 yards)

FEWEST RUSHES

5—Houston vs. Texas Tech, Nov. 25, 1989 (36 yards)

FEWEST RUSHES, BOTH TEAMS

28—Texas Tech (10) & Centenary (La.) (18), Nov. 11, 1939 (23 yards)

MOST YARDS GAINED

768—Oklahoma vs. Kansas St., Oct. 15, 1988 (72 rushes)

MOST YARDS GAINED, BOTH TEAMS

1,039—Lenoir-Rhyne (837) & Davidson (202), Oct. 11, 1975 (111 rushes)

MOST YARDS GAINED, BOTH TEAMS, MAJOR-COLLEGE OPPONENTS

956—Oklahoma (711) & Kansas St. (245), Oct. 23, 1971 (111 rushes)

FEWEST YARDS GAINED

Minus 109—Northern Ill. vs. Toledo, Nov. 11, 1967 (33 rushes)

FEWEST YARDS GAINED, BOTH TEAMS

Minus 24—San Jose St. (-102) & UTEP (78), Oct. 22, 1966 (75 rushes)

MOST YARDS GAINED WITHOUT LOSS

677—Nebraska vs. New Mexico St., Sept. 18, 1982 (78 rushes)

MOST YARDS GAINED BY A LOSING TEAM

545—Air Force vs. Hawaii, Nov. 24, 2001 (78 rushes, lost 50-32)

HIGHEST AVERAGE GAIN PER RUSH (Min. 50 Rushes)

11.9—Alabama vs. Virginia Tech, Oct. 27, 1973 (63 for 748)

MOST PLAYERS ON ONE TEAM EACH GAINING 100 YARDS OR MORE

4—Arizona St. vs. Arizona, Nov. 10, 1951 (Bob Tarwater 140, Harley Cooper 123, Duane Morrison 118, Buzz Walker 113); Texas vs. SMU, Nov. 1, 1969 (Jim Bertelsen 137, Steve Worster 137, James Street 121, Ted Koy 111); Alabama vs. Virginia Tech, Oct. 27, 1973 (Jimmy Taylor 142, Wilbur Jackson 138, Calvin Culliver 127, Richard Todd 102); Army vs. Montana, Nov. 17, 1984 (Doug Black 183, Nate Sassaman 155, Clarence Jones 130, Jarvis Hollingsworth 124); Nebraska vs. Baylor, Oct. 13, 2001 (Thunder Collins 165, Dahrnan Diedrick 137, Eric Crouch 132, Judd Davies 119)

MOST TOUCHDOWNS SCORED BY RUSHING

12—UTEP vs. New Mexico St., Nov. 25, 1948

Passing

MOST PASSES ATTEMPTED

83—Purdue vs. Wisconsin, Oct. 10, 1998 (completed 55)

MOST PASSES ATTEMPTED, BOTH TEAMS

135—TCU (79) & Houston (56), Nov. 3, 1990 (completed 81)

FEWEST PASSES ATTEMPTED

0—By many teams. Most recent: Ohio vs. Akron, Oct. 25, 1997 (61 rushes; won 21-17)

FEWEST PASSES ATTEMPTED, BOTH TEAMS

1—Michigan St. (0) & Maryland (1), Oct. 20, 1944 (not completed)

MOST PASSES ATTEMPTED WITHOUT COMPLETION

18—West Virginia vs. Temple, Oct. 18, 1946

MOST PASSES ATTEMPTED WITHOUT INTERCEPTION

72—Houston vs. TCU, Nov. 4, 1989 (completed 47)

MOST PASSES ATTEMPTED WITHOUT INTERCEPTION, BOTH TEAMS

114—Illinois (67) & Purdue (47), Oct. 12, 1985 (completed 67)

MOST CONSECUTIVE PASSES ATTEMPTED WITHOUT A RUSHING PLAY

32—North Carolina St. vs. Duke, Nov. 11, 1989 (3rd & 4th quarters, completed 16)

MOST PASSES COMPLETED

55—Wake Forest vs. Duke, Oct. 28, 1995 (attempted 78); Purdue vs. Wisconsin, Oct. 10, 1998 (attempted 83)

MOST PASSES COMPLETED, BOTH TEAMS

81—TCU (44) & Houston (37), Nov. 3, 1990 (attempted 135)

BEST PERFECT GAME (100 PCT.)

12 of 12—Iowa vs. Northwestern, Nov. 9, 2002

HIGHEST PERCENTAGE OF PASSES COMPLETED*(Min. 15-24 comps.)* 96.0%—Tennessee vs. South Carolina, Oct. 31, 1998 (24 of 25)*(Min. 25-34 comps.)* 92.6%—UCLA vs. Washington, Oct. 29, 1983 (25 of 27)*(Min. 35 comps.)* 87.0%—South Carolina vs. Mississippi St., Oct. 14, 1995 (40 of 46)**HIGHEST PERCENTAGE OF PASSES COMPLETED, BOTH TEAMS****(Min. 40 Completions)**

84.6%—UCLA & Washington, Oct. 29, 1983 (44 of 52)

MOST PASSES HAD INTERCEPTED

10—Detroit vs. Oklahoma St., Nov. 28, 1942; California vs. UCLA, Oct. 21, 1978 (52 attempts)

MOST YARDS GAINED

771—Houston vs. SMU, Oct. 21, 1989 (completed 40 of 61)

MOST YARDS GAINED, BOTH TEAMS

1,253—TCU (690) & Houston (563), Nov. 3, 1990 (135 attempts)

FEWEST YARDS GAINED, BOTH TEAMS

Minus 13—North Carolina (-7 on 1 of 3 attempts) & Pennsylvania (-6 on 2 of 12 attempts), Nov. 13, 1943

MOST YARDS GAINED PER ATTEMPT*(Min. 30-39 atts.)* 17.0—Nevada vs. Idaho, Oct. 24, 1998 (35 for 596)*(Min. 40 atts.)* 15.9—UTEP vs. North Texas, Sept. 18, 1965 (40 for 634)**MOST YARDS GAINED PER COMPLETION***(Min. 15-24 comps.)* 31.9—UTEP vs. New Mexico, Oct. 28, 1967 (16 for 510)*(Min. 25 comps.)* 25.4—UTEP vs. North Texas, Sept. 18, 1965 (25 for 634)**MOST TOUCHDOWN PASSES**

11—Houston vs. Eastern Wash., Nov. 17, 1990

MOST TOUCHDOWN PASSES, MAJOR-COLLEGE OPPONENTS

10—San Diego St. vs. New Mexico St., Nov. 15, 1969; Houston vs. SMU, Oct. 21, 1989

MOST TOUCHDOWN PASSES, BOTH TEAMS

14—Houston (11) & Eastern Wash. (3), Nov. 17, 1990

MOST TOUCHDOWN PASSES, BOTH TEAMS, MAJOR-COLLEGE OPPONENTS

13—San Diego St. (10) & New Mexico St. (3), Nov. 15, 1969; Hawaii (8) & Brigham Young (5), Dec. 8, 2001

Punting**MOST PUNTS**

39—Texas Tech vs. Centenary (La.), Nov. 11, 1939 (1,377 yards)

38—Centenary (La.) vs. Texas Tech, Nov. 11, 1939 (1,248 yards)

MOST PUNTS, BOTH TEAMS

77—Texas Tech (39) & Centenary (La.) (38), Nov. 11, 1939 (2,625 yards) (The game was played in a

heavy downpour in Shreveport, Louisiana. Forty-two punts were returned, 19 went out of bounds, 10 were downed, 1 went into the end zone for a touchback, 4 were blocked and 1 was fair caught. Sixty-seven punts [34 by Texas Tech and 33 by Centenary] occurred on first-down plays, including 22 consecutively in the third and fourth quarters. The game was a scoreless tie.)

FEWEST PUNTS

0—By many teams. Most recent: Navy vs. Colorado St., December 22, 2005 (Poinsettia Bowl) (won 51-30)

FEWEST PUNTS BY A LOSING TEAM

0—By many teams. Most recent: Kentucky vs. Georgia, Oct. 25, 1997 (lost 23-13)

HIGHEST AVERAGE PER PUNT*(Min. 5-9 punts)* 60.4—Brigham Young vs. Wyoming, Oct. 8, 1983 (5 for 302)*(Min. 10 punts)* 53.6—Oklahoma St. vs. Colorado, Nov. 13, 1971 (10 for 536)**HIGHEST AVERAGE PER PUNT, BOTH TEAMS****(Min. 10 Punts)**

55.3—Brigham Young & Wyoming, Oct. 8, 1983 (11 for 608)

Punt Returns**MOST PUNT RETURNS**

22—Texas Tech vs. Centenary (La.), Nov. 11, 1939 (112 yards)

MOST PUNT RETURNS, BOTH TEAMS

42—Texas Tech (22) & Centenary (La.) (20), Nov. 11, 1939 (233 yards)

MOST YARDS ON PUNT RETURNS

319—Texas A&M vs. North Texas, Sept. 21, 1946 (10 returns)

HIGHEST AVERAGE GAIN PER RETURN**(Min. 5 Returns)**

44.2—Denver vs. Colorado Col., Sept. 17, 1956 (6 for 265)

MOST TOUCHDOWNS SCORED ON PUNT RETURNS

3—Wisconsin vs. Iowa, Nov. 8, 1947; Wichita St. vs. Northern St., Oct. 22, 1949; LSU vs. Mississippi, Dec. 5, 1970; Holy Cross vs. Brown, Sept. 21, 1974; Arizona St. vs. Pacific, Nov. 15, 1975; Notre Dame vs. Pittsburgh, Nov. 16, 1996

Kickoff Returns**MOST KICKOFF RETURNS**

14—Arizona St. vs. Nevada, Oct. 12, 1946 (290 yards)

MOST YARDS ON KICKOFF RETURNS

295—Cincinnati vs. Memphis, Oct. 30, 1971 (8 returns)

HIGHEST AVERAGE GAIN PER RETURN**(Min. 6 Returns)**

46.2—Southern California vs. Washington St., Nov. 7, 1970 (6 for 277)

MOST TOUCHDOWNS SCORED ON KICKOFF RETURNS

2—By many teams. Most recent: UCLA vs. Northwestern, Dec. 30, 2005 (Sun Bowl; consecutive returns, both outside kicks); New Mexico St. vs. Tulsa, Oct. 6, 2001; Minnesota vs. Iowa St., Sept. 13, 1997; Texas A&M vs. Rice, Oct. 23, 1993; Brigham Young vs. Air Force, Nov. 11, 1989; Notre Dame vs. Michigan, Sept. 16, 1989; New Mexico St. vs. Drake, Oct. 15, 1983 (consecutive returns)

TOUCHDOWNS SCORED ON BACK-TO-BACK KICKOFF RETURNS, BOTH TEAMS

2—By many teams. Most recent: Ohio & Ball St., Oct. 22, 2005

Total Kick Returns**(Combined Punt and Kickoff Returns)****MOST YARDS ON KICK RETURNS**

376—Florida St. vs. Virginia Tech, Nov. 16, 1974 (9 returns)

HIGHEST AVERAGE GAIN PER RETURN**(Min. 7 Returns)**

41.8—Florida St. vs. Virginia Tech, Nov. 16, 1974 (9 for 376)

Scoring**MOST POINTS SCORED**

103—Wyoming vs. Northern Colo. (0), Nov. 5, 1949 (15 TDs, 13 PATs)

MOST POINTS SCORED AGAINST A MAJOR-COLLEGE OPPONENT

100—Houston vs. Tulsa (6), Nov. 23, 1968 (14 TDs, 13 PATs, 1 FG)

MOST POINTS SCORED, BOTH TEAMS (REGULATION)

133—San Jose St. (70) & Rice (63), Oct. 2, 2004

MOST POINTS SCORED BY A LOSING TEAM (REGULATION)

63—Rice vs. San Jose St. (70), Oct. 2, 2004

MOST POINTS SCORED BY A LOSING TEAM (OVERTIME)

63—Kentucky vs. Arkansas (71), Nov. 1, 2003 (7 ot)

MOST POINTS, BOTH TEAMS IN A TIE GAME

104—Brigham Young (52) & San Diego St. (52), Nov. 16, 1991

MOST POINTS, BOTH TEAMS, AT THE END OF REGULATION, OVERTIME GAME

104—Akron (52) & Eastern Mich. (52), Nov. 24, 2001 (Akron won in three overtime periods, 65-62)

MOST POINTS, BOTH TEAMS, OVERTIME GAME

134—Arkansas (71) vs. Kentucky (63), Nov. 1, 2003 (7 ot)

MOST POINTS SCORED IN ONE QUARTER

49—Houston vs. Tulsa, Nov. 23, 1968 (4th); Davidson vs. Furman, Sept. 27, 1969 (2nd); Fresno St. vs. New Mexico, Oct. 5, 1991 (2nd)

MOST POINTS SCORED IN ONE QUARTER, BOTH TEAMS

61—San Jose St. (34) vs. Hawaii (27), Nov. 6, 1999 (4th; Hawaii won, 62-41)

MOST POINTS SCORED IN ONE HALF

76—Houston vs. Tulsa, Nov. 23, 1968 (2nd)

MOST TOUCHDOWNS SCORED

15—Wyoming vs. Northern Colo., Nov. 5, 1949 (9 rushing, 6 passing)

MOST TOUCHDOWNS SCORED, BOTH TEAMS

19—San Jose St. (10) & Rice (9), Oct. 2, 2004 (San Jose St. won, 70-63) (San Jose St. had 6 passing TDs, 2 rushing TDs, 1 punt return TD, 1 interception return TD; Rice had 8 rushing TDs, 1 interception return TD)

MOST EXTRA POINTS MADE BY KICKING

13—Wyoming vs. Northern Colo., Nov. 5, 1949 (attempted 15); Houston vs. Tulsa, Nov. 23, 1968 (attempted 14); Fresno St. vs. New Mexico, Oct. 5, 1991 (attempted 13)

MOST TWO-POINT ATTEMPTS SCORED

7—Pacific vs. San Diego St., Nov. 22, 1958 (attempted 9)

MOST DEFENSIVE EXTRA-POINT ATTEMPTS

2—Rice vs. Notre Dame, Nov. 5, 1988 (2 kick returns; 1 scored); Northern Ill. vs. Akron, Nov. 3, 1990 (2 interception returns); Oklahoma vs. California, Sept. 20, 1997 (2 kick returns; 1 scored); Texas vs. Iowa St., Oct. 3, 1998 (2 kick returns; 2 scored)

MOST DEFENSIVE EXTRA POINTS SCORED

2—Texas vs. Iowa St., Oct. 3, 1998 (2 kick returns)

MOST FIELD GOALS MADE

7—Western Mich. vs. Marshall, Sept. 29, 1984 (attempted 9); Nebraska vs. Missouri, Oct. 19, 1985 (attempted 7)

MOST FIELD GOALS MADE, BOTH TEAMS

9—La.-Lafayette (5) & Central Mich. (4), Sept. 9, 1989 (attempted 11)

MOST FIELD GOALS ATTEMPTED

9—Western Mich. vs. Marshall, Sept. 29, 1984 (made 7)

MOST FIELD GOALS ATTEMPTED, BOTH TEAMS

12—Clemson (6) & Georgia (6), Sept. 17, 1983 (made 6)

MOST FIELD GOALS MISSED

7—LSU vs. Florida, Nov. 25, 1972 (attempted 8)

First Downs**MOST FIRST DOWNS**

45—Texas Tech vs. Iowa St., Oct. 11, 2003 (16 rush, 28 pass, 1 penalty)

MOST FIRST DOWNS, BOTH TEAMS

72—New Mexico (37) & San Diego St. (35), Sept. 27, 1986

FEWEST FIRST DOWNS BY A WINNING TEAM

0—North Carolina St. vs. Virginia, Sept. 30, 1944 (won 13-0); Michigan vs. Ohio St., Nov. 25, 1950 (won 9-3)

MOST FIRST DOWNS BY RUSHING

36—Nebraska vs. New Mexico St., Sept. 18, 1982

MOST FIRST DOWNS BY PASSING

33—Idaho vs. Middle Tenn., Oct. 6, 2001

Fumbles**MOST FUMBLES**

17—Wichita St. vs. Florida St., Sept. 20, 1969 (lost 10)

MOST FUMBLES, BOTH TEAMS

27—Wichita St. (17) & Florida St. (10), Sept. 20, 1969 (lost 17)

MOST FUMBLES LOST

10—Wichita St. vs. Florida St., Sept. 20, 1969 (17 fumbles)

MOST FUMBLES LOST, BOTH TEAMS

17—Wichita St. (10) & Florida St. (7), Sept. 20, 1969 (27 fumbles)

MOST FUMBLES LOST IN A QUARTER

5—East Caro. vs. La.-Lafayette, Sept. 13, 1980 (3rd quarter on 5 consecutive possessions); San Diego St. vs. California, Sept. 18, 1982 (1st)

Penalties**MOST PENALTIES AGAINST**

24—San Jose St. vs. Fresno St., Oct. 4, 1986 (199 yards)

MOST PENALTIES, BOTH TEAMS

36—San Jose St. (24) & Fresno St. (12), Oct. 4, 1986 (317 yards)

FEWEST PENALTIES, BOTH TEAMS

0—By many teams. Most recent: Army & Navy, Dec. 6, 1986

MOST YARDS PENALIZED

238—Arizona St. vs. UTEP, Nov. 11, 1961 (13 penalties)

MOST YARDS PENALIZED, BOTH TEAMS

421—Grambling (16 for 216 yards) & Texas Southern (17 for 205 yards), Oct. 29, 1977

Turnovers**(Number of Times Losing the Ball on Fumbles and Interceptions)****MOST TURNOVERS LOST**

13—Georgia vs. Georgia Tech, Dec. 1, 1951 (5 fumbles, 8 interceptions)

MOST TURNOVERS, BOTH TEAMS

20—Wichita St. (12) & Florida St. (8), Sept. 20, 1969 (17 fumbles, 3 interceptions)

MOST TOTAL PLAYS WITHOUT A TURNOVER (Rushes, Passes, All Runbacks)

110—California vs. San Jose St., Oct. 5, 1968 (also did not fumble); Baylor vs. Rice, Nov. 13, 1976

MOST TOTAL PLAYS WITHOUT A TURNOVER, BOTH TEAMS

184—Arkansas (93) & Texas A&M (91), Nov. 2, 1968

MOST TOTAL PLAYS WITHOUT A TURNOVER OR A FUMBLE, BOTH TEAMS

158—Stanford (88) & Oregon (70), Nov. 2, 1957

MOST TURNOVERS BY A WINNING TEAM

11—Purdue vs. Illinois, Oct. 2, 1943 (9 fumbles, 2 interceptions; won 40-21)

MOST PASSES HAD INTERCEPTED BY A WINNING TEAM

7—Pittsburgh vs. Army, Nov. 15, 1980 (54 attempts; won 45-7); Florida vs. Kentucky, Sept. 11, 1993 (52 attempts; won 24-20)

MOST FUMBLES LOST BY A WINNING TEAM

9—Purdue vs. Illinois, Oct. 2, 1943 (10 fumbles; won 40-21); Arizona St. vs. Utah, Oct. 14, 1972 (10 fumbles; won 59-48)

Overtimes**MOST OVERTIME PERIODS**

7—Arkansas (58) vs. Mississippi (56), Nov. 3, 2001; Arkansas (71) vs. Kentucky (63), Nov. 1, 2003

MOST PLAYS IN OVERTIME GAME

103—Kentucky vs. Arkansas, Nov. 1, 2003 (7 overtime periods)

MOST PLAYS IN OVERTIME GAME, BOTH TEAMS

202—Kentucky (103) vs. Arkansas (99), Nov. 1, 2003 (7 overtime periods)

MOST POINTS SCORED IN OVERTIME PERIODS

47—Arkansas (71) vs. Kentucky (63), Nov. 1, 2003 (7 overtime periods)

MOST POINTS SCORED IN OVERTIME PERIODS, BOTH TEAMS

86—Arkansas (47) vs. Kentucky (39), Nov. 1, 2003 (7 overtime periods; Arkansas won, 71-63)

LARGEST WINNING MARGIN IN OVERTIME

13—Arizona St. (48) vs. Southern California (35), Oct. 19, 1996 (2 overtime periods); Central Mich. (36) vs. Eastern Mich. (23), Oct. 10, 1998 (one overtime period)

CONSECUTIVE OVERTIME GAMES (SEASON)

2—Southern California (41) vs. UCLA (48), Nov. 23, 1996 & Southern California (27) vs. Notre Dame (20), Nov. 30, 1996; Oklahoma St. (50) vs. Missouri (51), Oct. 25, 1997 & Oklahoma St. (25) vs. Texas A&M (28), Nov. 1, 1997 & Cincinnati (38) vs. Houston (41), Oct. 18, 1997 & Cincinnati (34) vs. Miami (Ohio) (31), Oct. 25, 1997; San Diego St. (36) vs. New Mexico (33), Oct. 17, 1998 & San Diego St. (21) vs. Utah (20), Oct. 24, 1998; Mississippi (34) vs. Vanderbilt (37), Sept. 18, 1999 & Mississippi (24) vs. Auburn (17), Sept. 25, 1999; Wisconsin (28) vs. Cincinnati (25), Sept. 16, 2000 & Wisconsin (44) vs. Northwestern (47), Sept. 23, 2000; Oregon (56) vs. Arizona St. (55), Oct. 28, 2000 & Oregon (27) vs. Washington St. (24), Nov. 4, 2000; Rice (33) vs. Nevada (30), Oct. 20, 2001; & Rice (38) vs. Louisiana Tech (41), Oct. 27, 2001; New Mexico (44) vs. Utah St. (45), Oct. 19, 2002 & New Mexico (42) vs. Utah (35), Oct. 26, 2002; Utah St. (45) vs. New Mexico (42), Oct. 19, 2002 & Utah St. (48) vs. La.-Monroe (51), Oct. 26, 2002; Missouri (38) vs. Colorado (45), Nov. 9, 2002 & Missouri (33) vs. Texas A&M (27), Nov. 16, 2002; Northwestern (33) vs. Ohio St. (27), Oct. 2, 2004 & Northwestern (31) vs. Indiana (24), Oct. 9, 2004; Texas A&M (29) vs. Colorado (26), Oct. 23, 2004 & Baylor (35) vs. Texas A&M (34), Oct. 30, 2004; Central Mich. (24) vs. Western Mich. (21), Oct. 30, 2004 & Eastern Mich. (61) vs. Central Mich. (58), Nov. 6, 2004; TCU (23) vs. Utah (20), Sept. 15, 2005 & TCU (51) vs. Brigham Young (50), Sept. 24, 2005; Miami (Fla.) (36) vs. Clemson (30), Sept. 17, 2005 & Boston College (16) vs. Clemson (13), Sept. 24, 2005

OVERTIME GAMES WITH SAME OPPONENT IN CONSECUTIVE YEARS

2—Cincinnati (34) vs. Miami (Ohio) (31), Oct. 25, 1997 & Cincinnati (30) vs. Miami (Ohio) (23), Sept. 28, 1996; Oregon (43) vs. Fresno St. (40), Sept. 20, 1997 & Oregon (30) vs. Fresno St. (27), Aug. 31, 1996; Missouri (51) vs. Oklahoma St. (50), Oct. 25, 1997 & Missouri (35) vs. Oklahoma St. (28), Oct. 26, 1996; Arizona (41) vs. California (38), Nov. 15, 1997 & Arizona (55) vs. California (56), Nov. 2, 1996; Eastern Mich. (61) vs. Central Mich. (58), Nov. 6, 2004 & Eastern Mich. (23) vs. Central Mich. (20), Sept. 24, 2005

SINGLE GAME—Defense**Total Defense****FEWEST PLAYS ALLOWED**

12—Centenary (La.) vs. Texas Tech, Nov. 11, 1939 (10 rushes, 2 passes; -1 yard)

FEWEST YARDS ALLOWED

Minus 47—Penn St. vs. Syracuse, Oct. 18, 1947 (-107 rushing, 60 passing; 49 plays)

MOST YARDS ALLOWED

1,021—SMU vs. Houston, Oct. 21, 1989 (250 rushing, 771 passing)

Rushing Defense**FEWEST RUSHES ALLOWED**

5—Texas Tech vs. Houston, Nov. 25, 1989 (36 yards)

FEWEST RUSHING YARDS ALLOWED

Minus 109—Toledo vs. Northern Ill., Nov. 11, 1967 (33 rushes)

Pass Defense**FEWEST ATTEMPTS ALLOWED**

0—By many teams. Most recent: Colorado vs. Oklahoma, Nov. 15, 1986

FEWEST COMPLETIONS ALLOWED

0—By many teams. Most recent: Brigham Young vs. Rice, Nov. 9, 1996 (5 attempts)

LOWEST COMPLETION PERCENTAGE ALLOWED (Min. 10 Attempts)

0.0%—North Carolina vs. Penn St., Oct. 2, 1943 (0 of 12 attempts); Temple vs. West Virginia, Oct. 18, 1946 (0 of 18 attempts); San Jose St. vs. Cal St. Fullerton, Oct. 10, 1992 (0 of 11 attempts)

FEWEST YARDS ALLOWED

Minus 16—VMI vs. Richmond, Oct. 5, 1957 (2 completions)

MOST PASSES INTERCEPTED BY

11—Brown vs. Rhode Island, Oct. 8, 1949 (136 yards)

MOST PASSES INTERCEPTED BY AGAINST A MAJOR-COLLEGE OPPONENT

10—Oklahoma St. vs. Detroit, Nov. 28, 1942; UCLA vs. California, Oct. 21, 1978

MOST PASSES INTERCEPTED BY A LOSING TEAM

7—Army vs. Pittsburgh, Nov. 15, 1980 (54 attempts); Kentucky vs. Florida, Sept. 11, 1993 (52 attempts)

MOST YARDS ON INTERCEPTION RETURNS

240—Kentucky vs. Mississippi, Oct. 1, 1949 (6 returns)

MOST TOUCHDOWNS ON INTERCEPTION RETURNS

4—Houston vs. Texas, Nov. 7, 1987 (198 yards; 3 TDs in the 4th quarter)

Defensive Records**(Since 2000)****TACKLES FOR LOSS**

23—North Carolina St. vs. Florida St., Nov. 11, 2004

PASS SACKS

15—TCU vs. Nevada, Sept. 9, 2000

PASSES DEFENDED**(Pass Interceptions and Pass Breakups)**

19—South Carolina vs. Alabama, Oct. 2, 2000

FORCED FUMBLES

7—Miami (Ohio) vs. North Carolina, Aug. 31, 2002; Virginia vs. South Carolina, Sept. 7, 2002; West Virginia vs. Cincinnati, Sept. 13, 2003; Miami (Ohio) vs. Buffalo, Nov. 5, 2005

First Downs**FEWEST FIRST DOWNS ALLOWED**

0—By many teams. Most recent: North Carolina St. vs. Western Caro., Sept. 1, 1990

Opponent's Kicks Blocked**MOST OPPONENT'S PUNTS BLOCKED**

4—SMU vs. Texas-Arlington, Sept. 30, 1944; Michigan vs. Ohio St., Nov. 25, 1950; Memphis vs. Arkansas, Sept. 26, 1992 (10 attempts); Central Mich. vs. Michigan St., Sept. 8, 2001 (6 attempts)

MOST OPPONENT'S PUNTS BLOCKED, ONE QUARTER

3—Purdue vs. Northwestern, Nov. 11, 1989 (4 attempts)

BLOCKED OPPONENT'S FIELD GOAL, PUNT AND EXTRA-POINT KICK

Oregon St. blocked each type of kick against Southern California, Sept. 14, 1996

MOST OPPONENT'S FIELD GOALS BLOCKED, ONE QUARTER

2—Southern California vs. California, Oct. 22, 1994; Wyoming vs. Fresno St., Nov. 18, 1995; Central Mich. vs. Kent St., Oct. 2, 2004

Turnovers Gained**(Number of Times Gaining the Ball on Fumbles and Interceptions)****MOST TURNOVERS GAINED**

13—Georgia Tech vs. Georgia, Dec. 1, 1951 (5 fumbles, 8 interceptions)

MOST CONSECUTIVE OPPONENT'S SERIES RESULTING IN TURNOVERS

7—Florida vs. Florida St., Oct. 7, 1972 (4 fumbles lost, 3 interceptions; first seven series of the game)

Fumble Returns**(Since 1992)****MOST TOUCHDOWNS ON FUMBLE RETURNS**

2—Toledo vs. Arkansas St., Sept. 5, 1992; Arizona vs. Illinois, Sept. 18, 1993; Duke vs. Wake Forest, Oct. 22, 1994 (both occurred in 1st quarter); Iowa vs. Minnesota, Nov. 19, 1994; Minnesota vs. Syracuse, Sept. 21, 1996; Florida vs. La-Lafayette, Aug. 31, 1996; Arizona St. vs. Washington St., Nov. 1, 1997; Mississippi St. vs. Brigham Young, Sept. 14, 2000; Notre Dame vs. Navy, Oct. 14, 2000; Southern California vs. UCLA, Nov. 22, 2003

LONGEST RETURN OF A FUMBLE

100—Rutgers vs. Pittsburgh, Oct. 28, 1995; Rice vs. UNLV, Nov. 14, 1998; UNLV vs. Baylor, Sept. 11, 1999

Defensive Extra Points**MOST DEFENSIVE EXTRA POINTS SCORED AGAINST**

2—Iowa St. vs. Texas, Oct. 3, 1998 (2 kick returns)

MOST DEFENSIVE EXTRA-POINT ATTEMPTS AGAINST

2—Notre Dame vs. Rice, Nov. 5, 1988 (2 blocked kick returns, 1 scored); Akron vs. Northern Ill., Nov. 3, 1990 (2 interception returns); California vs. Oklahoma, Sept. 20, 1997 (2 kick returns; 1 scored); Iowa St. vs. Texas, Oct. 3, 1998 (2 kick returns; 2 scored)

MOST DEFENSIVE EXTRA POINTS SCORED BY BOTH TEAMS**(Must Have One Scored by Each Team)**

2—Kentucky (fumbled snap return) and LSU (blocked kick return), Oct. 17, 1998

Safeties**MOST SAFETIES**

3—Arizona St. vs. Nebraska, Sept. 21, 1996; North Texas vs. La-Lafayette, Sept. 27, 2003; Bowling Green vs. Miami (Ohio), Nov. 15, 2005

SEASON—Offense**Total Offense****MOST YARDS GAINED PER GAME**

624.9—Houston, 1989 (6,874 in 11)

MOST YARDS GAINED

7,576—Texas Tech, 2003 (13 games)

HIGHEST AVERAGE GAIN PER PLAY

7.9—Army, 1945 (526 for 4,164)

GAINING 300 YARDS OR MORE PER GAME RUSHING AND 200 YARDS OR MORE PER GAME PASSING

Houston, 1968 (361.7 rushing, 200.3 passing); Arizona St., 1973 (310.2 rushing, 255.3 passing)

MOST PLAYS PER GAME

92.4—Notre Dame, 1970 (924 in 10)

MOST TOUCHDOWNS RUSHING AND PASSING84—Nebraska, 1983
Also holds per-game record at 7.0 (84 in 12)**Rushing****MOST YARDS GAINED PER GAME**

472.4—Oklahoma, 1971 (5,196 in 11)

HIGHEST AVERAGE GAIN PER RUSH

7.6—Army, 1945 (424 for 3,238)

HIGHEST AVERAGE GAIN PER RUSH**(Min. 500 Rushes)**

7.0—Nebraska, 1995 (627 for 4,398)

MOST RUSHES PER GAME

73.9—Oklahoma, 1974 (813 in 11)

MOST TOUCHDOWNS RUSHING PER GAME

5.5—Nebraska, 1997 (66 in 12)

Passing**MOST YARDS GAINED PER GAME**

511.3—Houston, 1989 (5,624 in 11)

MOST YARDS GAINED

6,179—Texas Tech, 2003 (13 games)

HIGHEST AVERAGE GAIN PER ATTEMPT**(Min. 350 Attempts)**

10.9—Brigham Young, 1989 (433 for 4,732)

HIGHEST AVERAGE GAIN PER COMPLETION(Min. 100-174 comps.) 19.1—Houston, 1968 (105 for 2,003)
(Min. 175-224 comps.) 18.0—Grambling, 1977 (187 for 3,360)
(Min. 225 comps.) 17.1—Florida, 1996 (234 for 4,007)**MOST PASSES ATTEMPTED PER GAME**

63.1—Houston, 1989 (694 in 11)

MOST PASSES COMPLETED PER GAME

39.4—Houston, 1989 (434 in 11)

HIGHEST PERCENTAGE COMPLETED**(Min. 150 Attempts)**

73.5%—UCF, 1998 (302 of 411)

LOWEST PERCENTAGE HAD INTERCEPTED

(Min. 300-399 atts.) 0.84%—Fresno St., 1999 (3 of 359)

(Min. 400 atts.) 0.85%—Bowling Green, 2004 (4 of 472)

MOST TOUCHDOWN PASSES PER GAME

5.0—Houston, 1989 (55 in 11)

MOST TOUCHDOWN PASSES

55—Houston, 1989 (11 games)

FEWEST TOUCHDOWN PASSES

0—By 6 teams since 1975. Most recent: Vanderbilt, 1993 (11 games, 157 attempts)

HIGHEST PASSING EFFICIENCY RATING POINTS**(Min. 150 Attempts)**

184.4—Tulane, 1998 (339 attempts, 230 completions, 6 interceptions, 3,352 yards, 38 TD passes)

A TEAM WITH THE NO. 1 & NO. 2 RECEIVERS

Houston, 1988 (Jason Phillips, No. 1, 9.82 catches per game & James Dixon, No. 2, 9.27 catches per game)

MOST 100-YARD RECEIVING GAMES**IN A SEASON, ONE TEAM**

19—San Diego St., 1990 (Patrick Rowe 9, Dennis Arey 8 & Jimmy Raye 2)

Punting**MOST PUNTS PER GAME**

13.9—Tennessee, 1937 (139 in 10)

FEWEST PUNTS PER GAME

2.0—Nevada, 1948 (18 in 9)

HIGHEST PUNTING AVERAGE

50.6—Brigham Young, 1983 (24 for 1,215 yards)

HIGHEST PUNTING AVERAGE**(Min. 40 Punts)**

47.7—North Carolina, 1999 (81 for 3,863)

HIGHEST NET PUNTING AVERAGE

45.0—Brigham Young, 1983 (24 for 1,215 yards, 134 yards in punts returned)

HIGHEST NET PUNTING AVERAGE**(Min. 40 Punts)**

44.9—San Diego St., 1996 (48 for 2,234 yards, 77 yards in punts returned)

Punt Returns**MOST PUNT RETURNS PER GAME**

6.9—Texas A&M, 1943 (69 in 10)

FEWEST PUNT RETURNS PER GAME

0.5—Iowa St., 1996 (5 in 11)

MOST PUNT-RETURN YARDS PER GAME

114.5—Colgate, 1941 (916 in 8)

HIGHEST AVERAGE GAIN PER RETURN

(Min. 15-29 rets.) 25.2—Arizona St., 1952 (18 for 454)

(Min. 30 rets.) 22.4—Oklahoma, 1948 (43 for 963)

MOST TOUCHDOWNS SCORED ON PUNT RETURNS**(Since 1966)**

7—Southern Miss., 1987 (on 46 returns); Miami (Fla.), 2004 (on 42 returns)

Kickoff Returns**MOST KICKOFF RETURNS PER GAME**

7.3—Cal St. Fullerton, 1990 (80 in 11)

FEWEST KICKOFF RETURNS PER GAME

0.7—Boston College, 1939 (7 in 10)

MOST KICKOFF-RETURN YARDS

1,588—Pittsburgh, 1996 (66 returns)

MOST KICKOFF-RETURN YARDS PER GAME

144.4—Pittsburgh, 1996 (1,588 in 11)

HIGHEST AVERAGE GAIN PER RETURN

(Min. 25-34 rets.) 30.3—Florida St., 1992 (27 for 819)

(Min. 35 rets.) 27.5—Rice, 1973 (39 for 1,074)

MOST TOUCHDOWNS SCORED ON KICKOFF RETURNS (Since 1966)

5—Tulsa, 2004 (on 52 returns)

Scoring

MOST POINTS PER GAME

56.0—Army, 1944 (504 in 9)

MOST POINTS SCORED

652—Texas, 2005 (13 games)

HIGHEST SCORING MARGIN

52.1—Army, 1944 (scored 504 points for 56.0 average and allowed 35 points for 3.9 average in 9 games)

MOST POINTS SCORED, TWO CONSECUTIVE GAMES

177—Houston, 1968 (77-3 vs. Idaho, Nov. 16, and 100-6 vs. Tulsa, Nov. 23)

MOST TOUCHDOWNS PER GAME

8.2—Army, 1944 (74 in 9)

MOST TOUCHDOWNS

89—Nebraska, 1983 (12 games)

MOST EXTRA POINTS MADE BY KICKING

83—Southern California, 2005 (13 games); Nebraska, 1983, & Louisville, 2004 hold per-game record at 6.42 (77 in 12)

MOST CONSECUTIVE EXTRA POINTS MADE BY KICKING

77—Louisville, 2004 (Entire Season)

MOST TWO-POINT ATTEMPTS MADE PER GAME

2.2—Rutgers, 1958 (20 in 9, attempted 31)

MOST DEFENSIVE EXTRA-POINT ATTEMPTS

3—Rice, 1988 (1 vs. La.-Lafayette, Sept. 24, blocked kick return; 2 vs. Notre Dame, Nov. 5, 2 blocked kick returns, 1 scored)

MOST DEFENSIVE EXTRA POINTS SCORED

2—Texas, 1998 (2 vs. Iowa St., Oct. 3, 2 blocked kick returns)

MOST FIELD GOALS PER GAME

2.6—UCLA, 1984 (29 in 11); Cincinnati, 2000 (29 in 11)

First Downs

MOST FIRST DOWNS PER GAME

32.2—Texas Tech, 2003 (418 in 13)

MOST RUSHING FIRST DOWNS PER GAME

21.4—Oklahoma, 1974 (235 in 11)

MOST PASSING FIRST DOWNS PER GAME

23.5—Texas Tech, 2003 (305 in 13)

Fumbles

MOST FUMBLES

73—Cal St. Fullerton, 1992 (lost 41)

MOST FUMBLES LOST

41—Cal St. Fullerton, 1992 (73 fumbles)

FEWEST OWN FUMBLES LOST

1—Bowling Green, 1996; Miami (Ohio), 1998; Northern Ill., 2004

FEWEST OWN FUMBLES LOST IN TWO CONSECUTIVE SEASONS

3—Miami (Ohio), 1998-99 (1 in 1998; 2 in 1999)

MOST CONSECUTIVE FUMBLES LOST

14—Oklahoma, 1983 (during 5 games, Oct. 8-Nov. 5)

Penalties

MOST PENALTIES PER GAME

12.9—Grambling, 1977 (142 in 11, 1,476 yards)

MOST YARDS PENALIZED PER GAME

134.2—Grambling, 1977 (1,476 in 11, 142 penalties)

Turnovers (Giveaways)

(Fumbles Lost and Passes Had Intercepted)

FEWEST TURNOVERS

8—Clemson, 1940 (2 fumbles lost, 6 interceptions); Miami (Ohio), 1966 (4 fumbles lost, 4 interceptions); Notre Dame, 2000 (4 fumbles lost, 4 interceptions)

FEWEST TURNOVERS PER GAME

0.73—Notre Dame, 2000 (8 in 11 games)

MOST TURNOVERS

61—North Texas, 1971 (28 fumbles lost, 33 interceptions); Tulsa, 1976 (37 fumbles lost, 24 interceptions)

MOST TURNOVERS PER GAME

6.1—Mississippi St., 1949 (55 in 9 games; 30 fumbles lost, 25 interceptions)

SEASON—Defense

Total Defense

FEWEST YARDS ALLOWED PER GAME

69.9—Santa Clara, 1937 (559 in 8)

FEWEST RUSHING AND PASSING TOUCHDOWNS ALLOWED PER GAME

0.0—Duke, 1938; Tennessee, 1939

LOWEST AVERAGE YARDS ALLOWED PER PLAY

(Min. 400-599 plays) 1.7—Texas A&M, 1939 (447 for 763)
(Min. 600-699 plays) 2.5—Nebraska, 1967 (627 for 1,576)
(Min. 700 plays) 2.7—Toledo, 1971 (734 for 1,795)

MOST YARDS ALLOWED PER GAME

553.0—Maryland, 1993 (6,083 in 11)

Rushing Defense

FEWEST YARDS ALLOWED PER GAME

17.0—Penn St., 1947 (153 in 9)

MOST YARDS LOST BY OPPONENTS PER GAME

70.1—Wyoming, 1968 (701 in 10, 458 rushes)

LOWEST AVERAGE YARDS ALLOWED PER RUSH

(Min. 240-399 rushes) 0.6—Penn St., 1947 (240 for 153)
(Min. 400-499 rushes) 1.3—North Texas, 1966 (408 for 513)
(Min. 500 rushes) 2.1—Nebraska, 1971 (500 for 1,031)

Pass Defense

FEWEST YARDS ALLOWED PER GAME

13.1—Penn St., 1938 (105 in 8)

FEWEST YARDS ALLOWED PER ATTEMPT

(Min. 200-299 atts.) 3.4—Toledo, 1970 (251 for 856)
(Min. 300 atts.) 3.8—Notre Dame, 1967 (306 for 1,158)

FEWEST YARDS ALLOWED PER COMPLETION

(Min. 100-149 comps.) 8.8—Michigan, 1997 (145 for 1,275)
(Min. 150 comps.) 9.5—Notre Dame, 1993 (263 for 2,502)

LOWEST COMPLETION PERCENTAGE ALLOWED

(Min. 150-199 atts.) 31.1%—Virginia, 1952 (50 of 161)
(Min. 200 atts.) 33.3%—Notre Dame, 1967 (102 of 306)

FEWEST TOUCHDOWNS ALLOWED BY PASSING

0—By many teams. Most recent: LSU, 1959; North Texas, 1959

LOWEST PASS EFFICIENCY DEFENSIVE RATING (Since 1990)

65.7—Kansas St., 1999 (315 attempts, 118 completions, 21 interceptions, 1,364 yards, 5 TDs)

MOST PASSES INTERCEPTED BY PER GAME

4.1—Penn, 1940 (33 in 8)

HIGHEST PERCENTAGE INTERCEPTED BY (Min. 200 Attempts)

17.9%—Army, 1944 (36 of 201)

MOST YARDS GAINED ON INTERCEPTION RETURNS

782—Tennessee, 1971 (25 interceptions)

MOST INTERCEPTION YARDS PER GAME

72.5—Texas, 1943 (580 in 8)

HIGHEST AVERAGE PER INTERCEPTION RETURN

(Min. 10-14 ints.) 36.3—Oregon St., 1959 (12 for 436)
(Min. 15 ints.) 31.3—Tennessee, 1971 (25 for 782)

MOST TOUCHDOWNS ON INTERCEPTION RETURNS

7—Tennessee, 1971 (25 interceptions; 287 pass attempts against)

Punting

MOST OPPONENTS' PUNTS BLOCKED BY

11—Arkansas St., 1975 (11 games, 95 punts against)

Punt Returns

FEWEST RETURNS ALLOWED

5—Notre Dame, 1968 (52 yards); Nebraska, 1995 (12 yards)

FEWEST YARDS ALLOWED

2—Miami (Fla.), 1989 (12 returns)

LOWEST AVERAGE YARDS ALLOWED PER PUNT RETURN

0.2—Miami (Fla.), 1989 (12 for 2 yards)

Kickoff Returns

LOWEST AVERAGE YARDS ALLOWED PER KICKOFF RETURN

8.3—Richmond, 1951 (23 for 192 yards)

Opponents' Kicks Blocked

MOST PUNTS BLOCKED

Season
7—Central Mich., 2001

MOST FIELD GOALS BLOCKED

Season
6—Kentucky, 2004

MOST PAT KICKS BLOCKED

Season
6—Duke, 1993

Scoring

FEWEST POINTS ALLOWED PER GAME

0.0—Western Mich., 1922 (6 games); Duke, 1938 (9 games); Tennessee, 1939 (10 games)

MOST POINTS ALLOWED

566—Eastern Mich., 2002 (12 games)

MOST POINTS ALLOWED PER GAME

50.3—La.-Lafayette, 1997 (553 in 11)

Fumbles

MOST OPPONENTS' FUMBLES RECOVERED

36—North Texas, 1972; Brigham Young, 1977

MOST TOUCHDOWNS SCORED ON FUMBLE RETURNS

7—Georgia Tech, 1998

Turnovers (Takeaways)

(Opponents' Fumbles Recovered and Passes Intercepted)

MOST OPPONENTS' TURNOVERS

57—Tennessee, 1970 (21 fumbles recovered, 36 interceptions)

MOST OPPONENTS' TURNOVERS PER GAME

5.4—Wyoming, 1950 (49 in 9); Penn, 1950 (49 in 9); UCLA; 1952 (49 in 9); UCLA, 1954 (49 in 9)

HIGHEST MARGIN OF TURNOVERS PER GAME OVER OPPONENTS

4.0—UCLA, 1952 (36 in 9; 13 giveaways vs. 49 takeaways)

Also holds total-margin record with 36

HIGHEST MARGIN OF TURNOVERS PER GAME BY OPPONENTS

3.1—Southern Miss., 1969 (31 in 10; 45 giveaways vs. 14 takeaways)

Defensive Extra Points**MOST DEFENSIVE EXTRA-POINT ATTEMPTS AGAINST**

2—La.-Lafayette, 1988 (2 kick returns, none scored); Notre Dame, 1988 (2 kick returns, 1 scored); Akron, 1990 (2 interception returns, none scored); Oklahoma, 1992 (2 kick returns, 2 scored); Oklahoma, 1997 (2 kick returns, 1 scored); Texas, 1998 (2 kick returns, 2 scored)

MOST DEFENSIVE EXTRA POINTS SCORED AGAINST

2—Oklahoma, 1992 (vs. Texas Tech, Sept. 3, and vs. Oklahoma St., Nov. 14); Texas, 1998 (vs. Iowa St., Oct. 3)

Safeties**MOST SAFETIES**

5—Wake Forest, 2001

Consecutive Records**MOST CONSECUTIVE VICTORIES**

47—Oklahoma, 1953-57

MOST CONSECUTIVE GAMES WITHOUT DEFEAT (Includes pre-1937 teams)

63—Washington, 1907-17 (4 ties)

MOST CONSECUTIVE GAMES WITHOUT DEFEAT (Modern Era, 1937-present)

48—Oklahoma, 1953-57 (1 tie)

MOST CONSECUTIVE LOSSES

34—Northwestern, from Sept. 22, 1979, vs. Syracuse through Sept. 18, 1982, vs. Miami (Ohio) (ended with 31-6 victory over Northern Ill., Sept. 25, 1982)

MOST CONSECUTIVE GAMES WITHOUT A VICTORY ON THE ROAD

46—Northwestern (including one tie), from Nov. 23, 1974, through Oct. 30, 1982

MOST CONSECUTIVE GAMES WITHOUT A TIE (Includes Bowl Games)

345—Miami (Fla.), from Nov. 11, 1968, through 1995 season (after 1995, tiebreaker used in Division I-A)

MOST CONSECUTIVE GAMES WITHOUT BEING SHUT OUT

361—Brigham Young, Oct. 3, 1975 through Nov. 15, 2003 (ended with 3-0 loss to Utah, Nov. 22, 2003)

MOST CONSECUTIVE SHUTOUTS (Regular Season)

17—Tennessee, from Nov. 5, 1938, through Oct. 12, 1940

MOST CONSECUTIVE QUARTERS OPPONENTS HELD SCORELESS (Regular Season)

71—Tennessee, from 2nd quarter vs. LSU, Oct. 29, 1938, to 2nd quarter vs. Alabama, Oct. 19, 1940

MOST CONSECUTIVE VICTORIES AT HOME

58—Miami (Fla.) (Orange Bowl), from Oct. 12, 1985, to Sept. 24, 1994 (lost to Washington, 38-20)

MOST CONSECUTIVE VICTORIES OVER ASSOCIATED PRESS TOP 25 TEAMS

16—Southern California, 2002-05

MOST CONSECUTIVE WINNING SEASONS (All-Time)

42—Notre Dame, 1889-32 (no teams in 1890 & 1891)

MOST CONSECUTIVE WINNING SEASONS (After 1932)

40—Nebraska, 1962-01

MOST CONSECUTIVE NON-LOSING SEASONS

49—Penn St., 1939-87 (includes two .500 seasons)

MOST CONSECUTIVE LOSING SEASONS

28—Oregon St., 1971-98

MOST CONSECUTIVE NON-WINNING SEASONS

28—Rice, 1964-91 (includes two .500 seasons)

MOST CONSECUTIVE SEASONS WINNING NINE OR MORE GAMES

33—Nebraska, 1969-01

MOST CONSECUTIVE SEASONS PLAYING IN A BOWL GAME

35—Nebraska, 1969-03

MOST CONSECUTIVE GAMES SCORING ON A PASS

62—Florida, from Oct. 1, 1992, to Oct. 4, 1997

MOST CONSECUTIVE GAMES PASSING FOR 200 YARDS OR MORE

64—Brigham Young, from Sept. 13, 1980, through Oct. 19, 1985

MOST CONSECUTIVE GAMES INTERCEPTING A PASS (Includes Bowl Games)

39—Virginia, from Nov. 6, 1993, through Nov. 29, 1996

MOST CONSECUTIVE GAMES WITHOUT POSTING A SHUTOUT

283—New Mexico St., from Sept. 21, 1974, to Sept. 29, 2001 (31-0 over La.-Monroe)

MOST CONSECUTIVE EXTRA POINTS MADE

262—Syracuse, from Nov. 18, 1978, to Sept. 9, 1989 (By the following kickers: Dave Jacobs, last PAT of 1978; Gary Anderson, 72 from 1979 through 1981; Russ Carpentieri, 17 in 1982; Don McAulay, 62 from 1983 through 1985; Tim Vesling, 71 in 1986 and 1987; Kevin Greene, 37 in 1988; John Bishop, 2 in 1989.)

MOST CONSECUTIVE STADIUM SELLOUTS

275—Nebraska (current), from 1962

Additional Records**HIGHEST-SCORING TIE GAME**

52-52—Brigham Young & San Diego St., Nov. 16, 1991

MOST TIE GAMES IN A SEASON

4—Temple, 1937 (9 games); UCLA, 1939 (10 games); Central Mich., 1991 (11 games)

MOST SCORELESS TIE GAMES IN A SEASON

4—Temple, 1937 (9 games)

MOST CONSECUTIVE SCORELESS TIE GAMES

2—Georgia Tech, 1938, vs. Florida, Nov. 19 & vs. Georgia, Nov. 26; Alabama, 1954, vs. Georgia, Oct. 30 & vs. Tulane, Nov. 6

LAST TIE GAME

Nov. 25, 1995—Wisconsin 3, Illinois 3

LAST SCORELESS TIE GAME

Nov. 19, 1983—Oregon & Oregon St.

LONGEST DRIVE IN A GAME

26 plays, 14:26 elapsed time—Navy vs. New Mexico, Dec. 30, 2004 (Emerald Bowl).

Navy started at its one-yard line with 1:41 left in the third quarter and drove 94 yards to the New Mexico five-yard line. The drive ended with a 22-yard field goal with 2:15 remaining in the game. Navy won, 34-19.

MOST POINTS OVERCOME TO WIN A GAME (Between Division I-A Teams)

31—Maryland (42) vs. Miami (Fla.) (40), Nov. 10, 1984 (trailed 31-0 with 12:35 remaining in 3rd quarter); Ohio St. (41) vs. Minnesota (37), Oct. 28, 1989 (trailed 31-0 with 4:29 remaining in 2nd quarter)
30—California (42) vs. Oregon (41), Oct. 2, 1993 (trailed 30-0 in 2nd quarter)

MOST POINTS OVERCOME IN SECOND HALF TO WIN A GAME

31—Maryland (42) vs. Miami (Fla.) (40), Nov. 10, 1984 (trailed 31-0 with 27:35 remaining in the second half)

MOST POINTS SCORED IN FOURTH QUARTER TO WIN OR TIE A GAME

36—Brigham Young (50) vs. Washington St. (36), Sept. 15, 1990 (trailed 29-14 at start of 4th quarter)
34—Northern Ill. (48) vs. Miami (Ohio) (41), Oct. 12, 2002 (trailed 27-14 at start of 4th quarter)
29—Bowling Green (43) vs. Northwestern (42), Nov. 17, 2001 (trailed 28-14 at start of 4th quarter)
28—Utah (28) vs. Arizona (27), Nov. 4, 1972 (trailed 27-0 beginning 4th quarter); Washington St. (49) vs. Stanford (42), Oct. 20, 1984 (trailed 42-14 with 5:38 remaining in 3rd quarter and scored 35 consecutive points); Florida St. (31) vs. Florida (31), Nov. 26, 1994 (trailed 31-3 beginning 4th quarter); Middle Tenn. (39) vs. New Mexico St. (35), Oct. 27, 2001 (trailed 35-11 beginning 4th quarter)

MOST POINTS SCORED IN A BRIEF PERIOD OF TIME BY ONE TEAM

49 in 6:25 of possession time—Fresno St. (70) vs. Utah St. (21), Dec. 1, 2001 (7 TDs, 7 PATs. The longest drive lasted 1:42 during the first and second quarters)

41 in 2:55 of possession time during six drives—Nebraska (69) vs. Colorado (19), Oct. 22, 1983 (6 TDs, 5 PATs in 3rd quarter. Drives occurred during 9:10 of total playing time in the period)

41 in 4:30 of possession time during six drives—Northern Ill. (48) vs. Miami (Ohio) (41), Oct. 12, 2002 (6 TDs, 5 PATs in final two periods)

28 in 1:32 of possession time during four drives—Southern California (70) vs. Arkansas (17), Sept. 17, 2005 (4 TDs, 4 PATs in 1st quarter. Drives occurred during 7:42 of total playing time in the period)

21 in 1:00 of total playing time—Miami (Ohio) (51) vs. Akron (23), Oct. 15, 2005 (3 TDs, 3 PATs in 4th quarter; rush TD at 6:46, pass TD at 6:07 and rush TD at 5:46)

21 in 1:04 of total playing time—Kent St. (32) vs. Akron (17), Oct. 5, 1996 (3 TDs, 3 PATs in 4th quarter; rush TD at 2:01, rush TD at 1:33 and interception return TD at 0:57)

21 in 1:24 of total playing time—San Jose St. (42) vs. Fresno St. (7), Nov. 17, 1990 (3 TDs, 3 PATs in 2nd quarter; 1:17 of possession time on two drives and one intercepted pass returned for a TD)

20 in 0:55 of total playing time—Colorado St. (55) vs. San Jose St. (20), Oct. 11, 1997 (3 TDs, 2 PATs in 4th quarter; pass TD at 10:39, interception return TD at 10:16 and interception return TD at 9:45)

15 in :10 of total playing time—Utah (22) vs. Air Force (21), Oct. 21, 1995 (2 TDs, 2-point conversion, 1 PAT. Drives occurred during :41 of 4th quarter)

MOST POINTS SCORED IN A BRIEF PERIOD OF TIME BY BOTH TEAMS

29 in 1:34 of possession time during four drives (4th quarter)—Hawaii (62) vs. San Jose St. (41), Nov. 6, 1999 (4 TDs, 1 PAT, two 2-point conversions). San Jose St. scores TDs on a blocked punt and pass reception (adds two 2-point conversions); Hawaii scores TDs on rush and interception return (adds PAT)

20 in 0:28 of possession time during third and fourth quarters—Southern California (47) vs. UCLA (22), Nov. 22, 2003 (3 TDs, 2 PATs)

16 in 0:29 of possession time during fourth quarter—Northwestern (27) vs. Michigan St. (26), Sept. 29, 2001 (2 TDs, 1 PAT, 1 FG)

MOST IMPROVED WON-LOST RECORD

8½ games—Hawaii, 1999 (9-4-0, including a bowl win) from 1998 (0-12-0)

MOST IMPROVED WON-LOST RECORD AFTER WINLESS SEASON

8½ games—Hawaii, 1999 (9-4-0, including a bowl win) from 1998 (0-12-0)

MOST GAMES PLAYED IN A SEASON (Modern Era, 1937-present)

15—Brigham Young, 1996; Kansas St., 2003 (See Most Games Played List following Annual Team Champions, page 65)

MOST VICTORIES IN A SEASON (Modern Era, 1937-present)

14—Brigham Young, 1996; Ohio St., 2002 (See Most Victories in a Season List following Annual Team Champions, page 65)

MOST LOSSES IN A SEASON (Modern Era, 1937-present)

13—Army, 2003 (0-13 record) (See Most Losses in a Season List following Annual Team Champions, page 65)

Annual Champions, All-Time Leaders

Total Offense

CAREER YARDS PER GAME

(Minimum 5,500 yards; Player must have concluded his career)

| Player, Team | Years | G | Plays | Yards | TDR‡ | Yd. PG |
|--|-----------|----|--------|---------|------|--------|
| Tim Rattay, Louisiana Tech..... | 1997-99 | 33 | 1,705 | 12,618 | 117 | 382.4 |
| Chris Vargas, Nevada..... | 1992-93 | 20 | 872 | 6,417 | 48 | 320.9 |
| Timmy Chang, Hawaii..... | \$2000-04 | 53 | *2,587 | *16,910 | 123 | 319.1 |
| Ty Detmer, Brigham Young..... | 1988-91 | 46 | 1,795 | 14,665 | *135 | 318.8 |
| Daunte Culpepper, UCF..... | 1996-98 | 33 | 1,468 | 10,344 | 91 | 313.5 |
| Mike Perez, San Jose St. | 1986-87 | 20 | 875 | 6,182 | 37 | 309.1 |
| Josh Wallwork, Wyoming..... | 1995-96 | 22 | 845 | 6,753 | 60 | 307.0 |
| Doug Gaynor, Long Beach St. | 1984-85 | 22 | 1,067 | 6,710 | 45 | 305.0 |
| Josh Heupel, Oklahoma..... | 1999-00 | 23 | 923 | 6,898 | 62 | 299.9 |
| Tony Eason, Illinois..... | 1981-82 | 22 | 1,016 | 6,589 | 43 | 299.5 |
| Chad Pennington, Marshall..... | 1997-99 | 36 | 1,433 | 10,758 | 104 | 298.9 |
| Luke McCown, Louisiana Tech..... | 2000-03 | 43 | 2,050 | 12,731 | 97 | 296.1 |
| Omar Jacobs, Bowling Green..... | 2003-05 | 25 | 964 | 7,388 | 78 | 295.5 |
| Drew Brees, Purdue..... | 1997-00 | 40 | 1,754 | 11,815 | 97 | 295.4 |
| David Klingler, Houston..... | 1988-91 | 32 | 1,439 | 9,363 | 93 | 292.6 |
| David Neill, Nevada..... | 1998-01 | 40 | 1,376 | 11,664 | 87 | 291.6 |
| Ben Roethlisberger, Miami (Ohio)..... | 2001-03 | 38 | 1,573 | 11,075 | 91 | 291.4 |
| Steve Sarkisian, Brigham Young..... | 1995-96 | 25 | 953 | 7,253 | 56 | 290.1 |
| Chris Redman, Louisville..... | 1996-99 | 42 | 1,846 | 12,129 | 87 | 288.8 |
| Kliff Kingsbury, Texas Tech..... | 1999-02 | 43 | 2,156 | 12,263 | 99 | 285.2 |
| Steve Young, Brigham Young..... | 1981-83 | 31 | 1,177 | 8,817 | 74 | 284.4 |
| Tim Couch, Kentucky..... | 1996-98 | 29 | 1,338 | 8,160 | 78 | 281.4 |
| Byron Leftwich, Marshall..... | \$1998-02 | 43 | 1,621 | 12,084 | 96 | 281.0 |
| Philip Rivers, North Carolina St. | 2000-03 | 49 | 1,963 | 13,582 | 113 | 277.2 |
| Ryan Schneider, UCF..... | 2000-03 | 39 | 1,472 | 10,703 | 90 | 274.4 |
| Brad Smith, Missouri..... | 2002-05 | 48 | 2,283 | 13,088 | 102 | 272.7 |

*Record. †Touchdowns-responsible-for are player's TDs scored and passed for. ‡See page 10 for explanation.

SEASON YARDS PER GAME

| Player, Team | Year | G | Plays | Yards | TDR‡ | Yd. PG |
|--|-------|----|-------|--------|------|--------|
| David Klingler, Houston..... | †1990 | 11 | 704 | 5,221 | *55 | 474.6 |
| B.J. Symons, Texas Tech..... | †2003 | 13 | 798 | *5,976 | 52 | 459.7 |
| Andre Ware, Houston..... | †1989 | 11 | 628 | 4,661 | 49 | 423.7 |
| Ty Detmer, Brigham Young..... | 1990 | 12 | 635 | 5,022 | 45 | 418.5 |
| Tim Rattay, Louisiana Tech..... | †1998 | 12 | 602 | 4,840 | 47 | 403.3 |
| Mike Maxwell, Nevada..... | †1995 | 9 | 443 | 3,623 | 34 | 402.6 |
| Chris Redman, Louisville..... | 1998 | 10 | 513 | 4,009 | 31 | 400.9 |
| Steve Young, Brigham Young..... | †1983 | 11 | 531 | 4,346 | 41 | 395.1 |
| Chris Vargas, Nevada..... | †1993 | 11 | 535 | 4,332 | 35 | 393.8 |
| Scott Mitchell, Utah..... | †1988 | 11 | 589 | 4,299 | 29 | 390.8 |
| Sonny Cumbie, Texas Tech..... | †2004 | 12 | 694 | 4,575 | 34 | 381.3 |
| Tim Rattay, Louisiana Tech..... | †1999 | 10 | 562 | 3,810 | 35 | 381.0 |
| Daunte Culpepper, UCF..... | 1998 | 11 | 543 | 4,153 | 40 | 377.5 |
| Tim Couch, Kentucky..... | 1998 | 11 | 617 | 4,151 | 37 | 377.4 |
| David Neill, Nevada..... | 1998 | 9 | 409 | 3,351 | 31 | 372.3 |
| Colt Brennan, Hawaii..... | †2005 | 12 | 614 | 4,455 | 37 | 371.3 |
| Ty Detmer, Brigham Young..... | 1989 | 12 | 497 | 4,433 | 38 | 369.4 |
| Cody Hodges, Texas Tech..... | 2005 | 12 | 640 | 4,429 | 34 | 369.1 |
| Troy Kapp, Pacific..... | 1990 | 9 | 485 | 3,276 | 32 | 364.0 |
| Tim Rattay, Louisiana Tech..... | †1997 | 11 | 541 | 3,968 | 35 | 360.7 |
| Omar Jacobs, Bowling Green..... | 2004 | 12 | 557 | 4,302 | 45 | 358.5 |
| Drew Brees, Purdue..... | †2000 | 11 | 564 | 3,939 | 29 | 358.1 |
| Byron Leftwich, Marshall..... | †2002 | 12 | 528 | 4,267 | 33 | 355.6 |
| Rex Grossman, Florida..... | †2001 | 11 | 429 | 3,904 | 39 | 354.9 |
| Philip Rivers, North Carolina St. | 2003 | 13 | 561 | 4,600 | 34 | 353.8 |
| Byron Leftwich, Marshall..... | 2001 | 12 | 534 | 4,224 | 41 | 352.0 |
| Josh Wallwork, Wyoming..... | †1996 | 12 | 525 | 4,209 | 35 | 350.8 |

*Record. †National champion. ‡Touchdowns-responsible-for are player's TDs scored and passed for.

CAREER YARDS

| Player, Team | Years | Plays | Yards | | | Total | Avg. |
|--|-----------|--------|-------|---------|--------|-------|------|
| | | | Rush | Pass | Total | | |
| Timmy Chang, Hawaii..... | \$2000-04 | *2,587 | -162 | *17,072 | 16,910 | 6.54 | |
| Ty Detmer, Brigham Young..... | 1988-91 | 1,795 | -366 | 15,031 | 14,665 | 8.17 | |
| Philip Rivers, North Carolina St. | 2000-03 | 1,422 | 98 | 13,484 | 13,582 | #9.15 | |
| Brad Smith, Missouri..... | 2002-05 | 2,283 | 4,289 | 8,799 | 13,088 | 5.73 | |
| Luke McCown, Louisiana Tech..... | 2000-03 | 2,049 | 65 | 12,666 | 12,731 | 6.21 | |
| Tim Rattay, Louisiana Tech..... | 1997-99 | 1,705 | -128 | 12,746 | 12,618 | 7.40 | |
| Kliff Kingsbury, Texas Tech..... | 1999-02 | 2,156 | -166 | 12,429 | 12,263 | 5.69 | |
| Chris Redman, Louisville..... | 1996-99 | 1,846 | -412 | 12,541 | 12,129 | 6.57 | |
| Byron Leftwich, Marshall..... | \$1998-02 | 1,621 | 181 | 11,903 | 12,084 | 7.45 | |
| Drew Brees, Purdue..... | 1997-00 | 1,754 | 906 | 10,909 | 11,815 | 6.74 | |
| David Neill, Nevada..... | 1998-01 | 1,727 | 761 | 10,903 | 11,664 | 6.75 | |
| Brett Basanez, Northwestern..... | 2002-05 | 1,975 | 996 | 10,580 | 11,576 | 5.86 | |
| Gino Guidugli, Cincinnati..... | 2001-04 | 1,791 | 208 | 11,453 | 11,661 | 6.51 | |

| Player, Team | Years | Plays | Yards | | Total | Avg. |
|---|-----------|-------|-------|--------|--------|------|
| | | | Rush | Pass | | |
| Charlie Frye, Akron..... | 2001-04 | 1,811 | 429 | 11,049 | 11,478 | 6.34 |
| Antwaan Randle El, Indiana..... | 1998-01 | 1,917 | 3,895 | 7,469 | 11,364 | 5.93 |
| Doug Flutie, Boston College..... | 1981-84 | 1,558 | 738 | 10,579 | 11,317 | 7.26 |
| David Greene, Georgia..... | 2001-04 | 1,644 | -258 | 11,528 | 11,270 | 6.86 |
| Carson Palmer, Southern California..... | \$1998-02 | 1,758 | -295 | 11,388 | 11,093 | 6.31 |
| Tim Lester, Western Mich..... | 1996-99 | 1,747 | -218 | 11,299 | 11,081 | 6.34 |
| Ben Roethlisberger, Miami (Ohio)..... | 2001-03 | 1,573 | 246 | 10,829 | 11,075 | 7.04 |
| Peyton Manning, Tennessee..... | 1994-97 | 1,534 | -181 | 11,201 | 11,020 | 7.18 |
| Eric Zeier, Georgia..... | 1991-94 | 1,560 | -312 | 11,153 | 10,841 | 6.95 |
| Joshua Cribbs, Kent St..... | 2001-04 | 1,755 | 3,670 | 7,169 | 10,839 | 6.18 |
| Alex Van Pelt, Pittsburgh..... | 1989-92 | 1,570 | -99 | 10,913 | 10,814 | 6.89 |
| Chad Pennington, Marshall..... | 1997-99 | 1,433 | 60 | 10,698 | 10,758 | 7.51 |

*Record. \$See page 10 for explanation. #Record for minimum of 7,500 yards.

CAREER YARDS RECORD PROGRESSION
(Record Yards—Player, Team, Seasons Played)

3,481—Davey O'Brien, TCU, 1936-38; **3,882**—Paul Christman, Missouri, 1938-40; **4,602**—Frank Sinkwich, Georgia, 1940-42; **4,627**—Bob Fenimore, Oklahoma St., 1943-46; **4,871**—Charlie Justice, North Carolina, 1946-49; **5,903**—Johnny Bright, Drake, 1949-51; **6,354**—Virgil Carter, Brigham Young, 1964-66; **6,568**—Steve Ramsey, North Texas, 1967-69; **7,887**—Jim Plunkett, Stanford, 1968-70; **8,074**—Gene Swick, Toledo, 1972-75; **8,444**—Mark Herrmann, Purdue, 1977-80; **9,723**—Jim McMahon, Brigham Young, 1977-78, 1980-81; **11,317**—Doug Flutie, Boston College, 1981-84; **14,665**—Ty Detmer, Brigham Young, 1988-91; **16,910**—Timmy Chang, Hawaii, \$2000-04.

\$See page 10 for explanation.

SEASON YARDS

| Player, Team | Year | G | Plays | Yards | | Total | Avg. |
|---------------------------------------|-------|----|-------|-------|--------|-------|------|
| | | | | Rush | Pass | | |
| B.J. Symons, Texas Tech..... | †2003 | 13 | 798 | 143 | *5,833 | 5,976 | 7.49 |
| David Klingler, Houston..... | †1990 | 11 | 704 | 81 | 5,140 | 5,221 | 7.42 |
| Ty Detmer, Brigham Young..... | 1990 | 12 | 635 | -106 | 5,188 | 5,022 | 7.91 |
| Kliff Kingsbury, Texas Tech..... | 2002 | 14 | *814 | -114 | 5,017 | 4,903 | 6.02 |
| Tim Rattay, Louisiana Tech..... | †1998 | 12 | 602 | -103 | 4,943 | 4,840 | 8.04 |
| Andre Ware, Houston..... | †1989 | 11 | 628 | -38 | 4,699 | 4,661 | 7.42 |
| Josh Harris, Bowling Green..... | 2003 | 14 | 709 | 830 | 3,813 | 4,643 | 6.55 |
| Jim McMahon, Brigham Young..... | †1980 | 12 | 540 | 56 | 4,571 | 4,627 | 8.57 |
| Philip Rivers, North Carolina St..... | 2003 | 13 | 561 | 109 | 4,491 | 4,600 | 8.20 |
| Ben Roethlisberger, Miami (Ohio)..... | 2003 | 14 | 562 | 111 | 4,486 | 4,597 | 8.18 |
| Sonny Cumbie, Texas Tech..... | †2004 | 12 | 694 | -167 | 4,742 | 4,575 | 6.59 |
| Timmy Chang, Hawaii..... | 2002 | 14 | 663 | -17 | 4,474 | 4,457 | 6.72 |
| Colt Brennan, Hawaii..... | †2005 | 12 | 614 | 154 | 4,301 | 4,455 | 7.26 |
| Ty Detmer, Brigham Young..... | 1989 | 12 | 497 | -127 | 4,560 | 4,433 | 8.92 |
| Cody Hodges, Texas Tech..... | 2005 | 12 | 640 | 191 | 4,238 | 4,429 | 6.92 |
| Ryan Dinwiddie, Boise St..... | 2003 | 14 | 527 | 43 | 4,356 | 4,399 | 8.35 |
| David Carr, Fresno St..... | 2001 | 13 | 564 | 97 | 4,299 | 4,396 | 7.79 |
| Steve Young, Brigham Young..... | †1983 | 11 | 531 | 444 | 3,902 | 4,346 | 8.18 |
| Chris Vargas, Nevada..... | †1993 | 11 | 535 | 67 | 4,265 | 4,332 | 8.10 |
| Omar Jacobs, Bowling Green..... | 2004 | 12 | 557 | 300 | 4,002 | 4,302 | 7.72 |
| Scott Mitchell, Utah..... | †1988 | 11 | 589 | -23 | 4,322 | 4,299 | 7.30 |
| Cody Pickett, Washington..... | 2002 | 13 | 698 | -185 | 4,458 | 4,273 | 6.12 |
| Timmy Chang, Hawaii..... | 2004 | 13 | 639 | 15 | 4,258 | 4,273 | 6.69 |
| Byron Leftwich, Marshall..... | †2002 | 12 | 528 | -1 | 4,268 | 4,267 | 8.08 |
| Byron Leftwich, Marshall..... | 2001 | 12 | 534 | 92 | 4,132 | 4,224 | 7.91 |
| Josh Wallwork, Wyoming..... | †1996 | 12 | 525 | 119 | 4,090 | 4,209 | 8.02 |
| Daunte Culpepper, UCF..... | 1998 | 11 | 543 | 463 | 3,690 | 4,153 | 7.65 |
| Tim Couch, Kentucky..... | 1998 | 11 | 617 | -124 | 4,275 | 4,151 | 6.73 |
| Robbie Bosco, Brigham Young..... | 1985 | 13 | 578 | -132 | 4,273 | 4,141 | 7.16 |
| Timmy Chang, Hawaii..... | 2003 | 13 | 644 | -60 | 4,199 | 4,139 | 6.43 |
| Vince Young, Texas..... | 2005 | 13 | 480 | 1,050 | 3,036 | 4,086 | 8.51 |
| Chris Weinke, Florida St..... | 2000 | 12 | 461 | -97 | 4,167 | 4,070 | 8.83 |
| Brett Basanez, Northwestern..... | 2005 | 12 | 610 | 423 | 3,622 | 4,045 | 6.63 |
| Chris Redman, Louisville..... | 1998 | 10 | 513 | -33 | 4,042 | 4,009 | 7.81 |
| Brady Quinn, Notre Dame..... | 2005 | 12 | 520 | 90 | 3,919 | 4,009 | 7.71 |
| Ty Detmer, Brigham Young..... | †1991 | 12 | 478 | -30 | 4,031 | 4,001 | 8.37 |

*Record. †National champion.

SINGLE-GAME YARDS

| Yds. | Rush | Pass | Player, Team (Opponent) | Date |
|------|------|------|---|----------------|
| 732 | 16 | 716 | David Klingler, Houston (Arizona St.)..... | Dec. 2, 1990 |
| 696 | 6 | 690 | Matt Vogler, TCU (Houston)..... | Nov. 3, 1990 |
| 681 | 20 | 661 | B.J. Symons, Texas Tech (Mississippi)..... | Sept. 27, 2003 |
| 657 | 20 | 637 | Brian Lindgren, Idaho (Middle Tenn.)..... | Oct. 6, 2001 |
| 625 | -6 | 631 | Scott Mitchell, Utah (Air Force)..... | Oct. 15, 1988 |
| 625 | 62 | 563 | David Klingler, Houston (TCU)..... | Nov. 3, 1990 |
| 618 | 32 | 586 | B.J. Symons, Texas Tech (North Carolina St.)..... | Sept. 20, 2003 |
| 612 | -1 | 613 | Jimmy Klingler, Houston (Rice)..... | Nov. 28, 1992 |
| 604 | -39 | 643 | Cody Hodges, Texas Tech (Kansas St.)..... | Oct. 15, 2005 |
| 603 | 4 | 599 | Ty Detmer, Brigham Young (San Diego St.)..... | Nov. 16, 1991 |
| 601 | 37 | 564 | Troy Kopp, Pacific (New Mexico St.)..... | Oct. 20, 1990 |
| 599 | 86 | 513 | Virgil Carter, Brigham Young (UTEP)..... | Nov. 5, 1966 |
| 597 | -22 | 619 | John Walsh, Brigham Young (Utah St.)..... | Oct. 30, 1993 |
| 594 | -28 | 622 | Jeremy Leach, New Mexico (Utah)..... | Nov. 11, 1989 |
| 585 | -36 | 621 | Dave Wilson, Illinois (Ohio St.)..... | Nov. 8, 1980 |



Hawaii Sports Information

Timmy Chang of Hawaii is the all-time Division I-A career leader in total offense yards with 16,910 and passing yards with 17,072.

| Yds. | Rush | Pass | Player, Team (Opponent) | Date |
|------|------|------|---|---------------|
| 582 | 11 | 571 | Marc Wilson, Brigham Young (Utah) | Nov. 5, 1977 |
| 582 | -29 | 611 | David Neill, Nevada (New Mexico St.) | Oct. 10, 1998 |
| 578 | 6 | 572 | David Klingler, Houston (Eastern Wash.) | Nov. 17, 1990 |
| 578 | -14 | 592 | Chris Redman, Louisville (East Caro.) | Nov. 14, 1998 |
| 578 | 144 | 434 | Kevin Kolb, Houston (TCU) | Oct. 25, 2003 |
| 568 | 11 | 557 | John Dutton, Nevada (Boise St.) | Nov. 8, 1997 |
| 568 | -22 | 590 | Tim Rattay, Louisiana Tech (Nebraska) | Aug. 29, 1998 |
| 562 | 25 | 537 | Ty Detmer, Brigham Young (Washington St.) | Sept. 7, 1989 |
| 561 | 46 | 515 | Colt Brennan, Hawaii (New Mexico St.) | Oct. 15, 2005 |
| 559 | 13 | 546 | Cody Ledbetter, New Mexico St. (UNLV) | Nov. 18, 1995 |
| 558 | 15 | 543 | Nick Rolovich, Hawaii (Brigham Young) | Dec. 8, 2001 |
| 554 | 9 | 545 | Rusty LaRue, Wake Forest (North Carolina St.) | Nov. 18, 1995 |
| 552 | -13 | 565 | Jim McMahon, Brigham Young (Utah) | Nov. 21, 1981 |

ANNUAL CHAMPIONS

| Year | Player, Team | Class | Plays | Yards | | | Total |
|--|-----------------------------------|-------|-------|-------|-------|-------|--------|
| | | | | Rush | Pass | Total | |
| 1937 | Byron "Whizzer" White, Colorado | Sr. | 224 | 1,121 | 475 | 1,596 | |
| 1938 | Davey O'Brien, TCU | Sr. | 291 | 390 | 1,457 | 1,847 | |
| 1939 | Kenny Washington, UCLA | Sr. | 259 | 811 | 559 | 1,370 | |
| 1940 | Johnny Knolla, Creighton | Sr. | 298 | 813 | 607 | 1,420 | |
| 1941 | Bud Schwenk, Washington-St. Louis | Sr. | 354 | 471 | 1,457 | 1,928 | |
| 1942 | Frank Sinkwich, Georgia | Sr. | 341 | 795 | 1,392 | 2,187 | |
| 1943 | Bob Hoernschemeyer, Indiana | Fr. | 355 | 515 | 1,133 | 1,648 | |
| 1944 | Bob Fenimore, Oklahoma St. | So. | 241 | 897 | 861 | 1,758 | |
| 1945 | Bob Fenimore, Oklahoma St. | Jr. | 203 | 1,048 | 593 | 1,641 | |
| 1946 | Travis Tidwell, Auburn | Fr. | 339 | 772 | 943 | 1,715 | |
| 1947 | Fred Enke, Arizona | So. | 329 | 535 | 1,406 | 1,941 | |
| 1948 | Stan Heath, Nevada | Sr. | 233 | -13 | 2,005 | 1,992 | |
| 1949 | Johnny Bright, Drake | So. | 275 | 975 | 975 | 1,950 | |
| 1950 | Johnny Bright, Drake | Jr. | 320 | 1,232 | 1,168 | 2,400 | |
| 1951 | Dick Kazmaier, Princeton | Sr. | 272 | 861 | 966 | 1,827 | |
| 1952 | Ted Marchibroda, Detroit | Sr. | 305 | 176 | 1,637 | 1,813 | |
| 1953 | Paul Larson, California | Jr. | 262 | 141 | 1,431 | 1,572 | |
| 1954 | George Shaw, Oregon | Sr. | 276 | 178 | 1,358 | 1,536 | |
| 1955 | George Welsh, Navy | Sr. | 203 | 29 | 1,319 | 1,348 | |
| 1956 | John Brodie, Stanford | Sr. | 295 | 9 | 1,633 | 1,642 | |
| 1957 | Bob Newman, Washington St. | Jr. | 263 | 53 | 1,391 | 1,444 | |
| 1958 | Dick Bass, Pacific | Jr. | 218 | 1,361 | 79 | 1,440 | |
| 1959 | Dick Norman, Stanford | Jr. | 319 | 55 | 1,963 | 2,018 | |
| 1960 | Bill Kilmer, UCLA | Sr. | 292 | 803 | 1,086 | 1,889 | |
| 1961 | Dave Hoppmann, Iowa St. | Jr. | 320 | 920 | 718 | 1,638 | |
| 1962 | Terry Baker, Oregon St. | Sr. | 318 | 538 | 1,738 | 2,276 | |
| 1963 | George Mira, Miami (Fla.) | Sr. | 394 | 163 | 2,155 | 2,318 | |
| 1964 | Jerry Rhome, Tulsa | Sr. | 470 | 258 | 2,870 | 3,128 | |
| 1965 | Bill Anderson, Tulsa | Sr. | 580 | -121 | 3,464 | 3,343 | |
| 1966 | Virgil Carter, Brigham Young | Sr. | 388 | 363 | 2,182 | 2,545 | |
| 1967 | Sal Olivas, New Mexico St. | Sr. | 368 | -41 | 2,225 | 2,184 | |
| 1968 | Greg Cook, Cincinnati | Sr. | 507 | -62 | 3,272 | 3,210 | |
| 1969 | Dennis Shaw, San Diego St. | Sr. | 388 | 12 | 3,185 | 3,197 | |
| Beginning in 1970, ranked on per-game (instead of total) yards | | | | | | | |
| 1970 | Pat Sullivan, Auburn | Jr. | 10 | 333 | 270 | 2,586 | 285.6 |
| 1971 | Gary Huff, Florida St. | Jr. | 11 | 386 | -83 | 2,736 | 241.2 |
| 1972 | Don Strock, Virginia Tech | Sr. | 11 | 480 | -73 | 3,243 | 288.2 |
| 1973 | Jesse Freitas, San Diego St. | Sr. | 11 | 410 | -92 | 2,993 | 263.7 |
| 1974 | Steve Joachim, Temple | Sr. | 10 | 331 | 277 | 1,950 | 222.7 |
| 1975 | Gene Swick, Toledo | Sr. | 11 | 490 | 219 | 2,487 | 246.0 |
| 1976 | Tommy Kramer, Rice | Sr. | 11 | 562 | -45 | 3,317 | 297.5 |
| 1977 | Doug Williams, Grambling | Sr. | 11 | 377 | -57 | 3,286 | 293.5 |
| 1978 | Mike Ford, SMU | So. | 11 | 459 | -50 | 3,007 | 268.8 |
| 1979 | Marc Wilson, Brigham Young | Sr. | 11 | 488 | -140 | 3,720 | 325.5 |
| 1980 | Jim McMahon, Brigham Young | Jr. | 12 | 540 | 56 | 4,571 | 385.6 |
| 1981 | Jim McMahon, Brigham Young | Sr. | 10 | 487 | -97 | 3,555 | 345.8 |
| 1982 | Todd Dillon, Long Beach St. | Jr. | 11 | 585 | 70 | 3,517 | 326.1 |
| 1983 | Steve Young, Brigham Young | Sr. | 11 | 531 | 444 | 3,902 | 395.1 |
| 1984 | Robbie Bosco, Brigham Young | Jr. | 12 | 543 | 57 | 3,875 | 327.7 |
| 1985 | Jim Everett, Purdue | Sr. | 11 | 518 | -62 | 3,651 | 326.3 |
| 1986 | Mike Perez, San Jose St. | Jr. | 9 | 425 | 35 | 2,934 | 329.9 |
| 1987 | Todd Santos, San Diego St. | Sr. | 12 | 562 | -244 | 3,932 | 307.3 |
| 1988 | Scott Mitchell, Utah | So. | 11 | 589 | -23 | 4,322 | 390.8 |
| 1989 | Andre Ware, Houston | Jr. | 11 | 628 | -38 | 4,699 | 423.7 |
| 1990 | David Klingler, Houston | Jr. | 11 | 704 | 81 | 5,140 | *474.6 |
| 1991 | Ty Detmer, Brigham Young | Sr. | 12 | 478 | -30 | 4,031 | 333.4 |
| 1992 | Jimmy Klingler, Houston | So. | 11 | 544 | -50 | 3,818 | 342.5 |
| 1993 | Chris Vargas, Nevada | Sr. | 11 | 535 | 67 | 4,265 | 393.8 |
| 1994 | Mike Maxwell, Nevada | Jr. | 11 | 477 | -39 | 3,537 | 318.0 |
| 1995 | Mike Maxwell, Nevada | Sr. | 9 | 443 | 12 | 3,611 | 402.6 |
| 1996 | Josh Wallwork, Wyoming | Sr. | 12 | 525 | 119 | 4,090 | 350.8 |
| 1997 | Tim Rattay, Louisiana Tech | So. | 11 | 541 | 87 | 3,881 | 360.7 |
| 1998 | Tim Rattay, Louisiana Tech | Jr. | 12 | 602 | -103 | 4,943 | 403.3 |
| 1999 | Tim Rattay, Louisiana Tech | Sr. | 10 | 562 | -112 | 3,922 | 381.0 |
| 2000 | Drew Brees, Purdue | Sr. | 11 | 564 | 546 | 3,393 | 358.1 |
| 2001 | Rex Grossman, Florida | So. | 11 | 429 | 8 | 3,896 | 354.9 |
| 2002 | Byron Leftwich, Marshall | Sr. | 12 | 528 | -1 | 4,268 | 355.6 |

| | Class | G | Plays | Rush | Pass | Total | Avg. |
|------------------------------------|-------|----|-------|------|--------|--------|-------|
| 2003 B.J. Symons, Texas Tech..... | Sr. | 13 | 798 | 143 | *5,833 | *5,976 | 459.7 |
| 2004 Sonny Cumbie, Texas Tech..... | Sr. | 12 | 694 | -167 | 4,742 | 4,575 | 381.3 |
| 2005 Colt Brennan, Hawaii..... | So. | 12 | 614 | 154 | 4,301 | 4,455 | 371.3 |

*Record.

Rushing

CAREER YARDS PER GAME

(Minimum 2,500 yards; Player must have concluded his career)

| Player, Team | Years | G | Plays | Yards | TD | Yd. PG |
|---|----------|----|-------|--------|-----|--------|
| Ed Marinaro, Cornell..... | 1969-71 | 27 | 918 | 4,715 | 50 | 174.6 |
| O.J. Simpson, Southern California..... | 1967-68 | 19 | 621 | 3,124 | 33 | 164.4 |
| Herschel Walker, Georgia..... | 1980-82 | 33 | 994 | 5,259 | 49 | 159.4 |
| LeShon Johnson, Northern Ill..... | 1992-93 | 22 | 592 | 3,314 | 18 | 150.6 |
| Ron Dayne, Wisconsin..... | 1996-99 | 43 | 1,115 | *6,397 | 63 | 148.8 |
| Marshall Faulk, San Diego St..... | 1991-93 | 31 | 766 | 4,589 | 57 | 148.0 |
| George Jones, San Diego St..... | 1995-96 | 19 | 486 | 2,810 | 34 | 147.9 |
| Tony Dorsett, Pittsburgh..... | 1973-76 | 43 | 1,074 | 6,082 | 55 | 141.4 |
| Troy Davis, Iowa St..... | 1994-96 | 31 | 782 | 4,382 | 36 | 141.4 |
| DeAngelo Williams, Memphis..... | 2002-05 | 44 | 969 | 6,026 | 55 | 137.0 |
| Mike Rozier, Nebraska..... | 1981-83 | 35 | 668 | 4,780 | 50 | 136.6 |
| Ricky Williams, Texas..... | 1995-98 | 46 | 1,011 | 6,279 | 72 | 136.5 |
| Howard Stevens, Louisville..... | 1971-72 | 20 | 509 | 2,723 | 25 | 136.2 |
| Jerome Persell, Western Mich..... | 1976-78 | 31 | 842 | 4,190 | 39 | 135.2 |
| Rudy Mobley, Hardin-Simmons..... | 1942,46 | 19 | 414 | 2,543 | 32 | 133.8 |
| Alex Smith, Indiana..... | 1994-96 | 27 | 723 | 3,492 | 21 | 129.3 |
| Vaughn Dunbar, Indiana..... | 1990-91 | 22 | 565 | 2,842 | 24 | 129.2 |
| Steve Owens, Oklahoma..... | 1967-69 | 30 | 905 | 3,867 | 56 | 128.9 |
| Byron Hanspard, Texas Tech..... | 1994-96 | 33 | 760 | 4,219 | 29 | 127.8 |
| Jerome Harrison, Washington St..... | 2004-05 | 22 | 482 | 2,800 | 25 | 127.3 |
| Charles White, Southern California..... | 1976-79 | 44 | 1,023 | 5,598 | 46 | 127.2 |
| Travis Prentice, Miami (Ohio)..... | 1996-99 | 44 | 1,138 | 5,596 | *73 | 127.2 |
| Emmitt Smith, Florida..... | 1987-89 | 31 | 700 | 3,928 | 36 | 126.7 |
| Johnny Bright, Drake..... | 1949-51 | 25 | 513 | 3,134 | 39 | 125.4 |
| Woody Green, Arizona St..... | 1971-73 | 30 | 601 | 3,754 | 33 | 125.1 |
| Archie Griffin, Ohio St..... | 1972-75 | 42 | 845 | 5,177 | 25 | 123.3 |
| Anthony Thompson, Indiana..... | 1986-89 | 41 | 1,089 | 4,965 | 64 | 121.1 |
| Mark Kellar, Northern Ill..... | 1971-73 | 31 | 743 | 3,745 | 32 | 120.8 |
| Paul Gipson, Houston..... | 1966-68 | 23 | 447 | 2,769 | 25 | 120.4 |
| John Cappelletti, Penn St..... | †1972-73 | 22 | 519 | 2,639 | 29 | 120.0 |

*Record. †Defensive back in 1971.

SEASON YARDS PER GAME

| Player, Team | Year | G | Plays | Yards | TD | Yd. PG |
|---|-------|----|-------|--------|-----|--------|
| Barry Sanders, Oklahoma St..... | †1988 | 11 | 344 | *2,628 | *37 | 238.9 |
| Marcus Allen, Southern California..... | †1981 | 11 | *403 | 2,342 | 22 | 212.9 |
| Ed Marinaro, Cornell..... | †1971 | 9 | 356 | 1,881 | 24 | 209.0 |
| Troy Davis, Iowa St..... | †1996 | 11 | 402 | 2,185 | 21 | 198.6 |
| LaDainian Tomlinson, TCU..... | †2000 | 11 | 369 | 2,158 | 22 | 196.2 |
| Ricky Williams, Texas..... | †1998 | 11 | 361 | 2,124 | 27 | 193.1 |
| Byron Hanspard, Texas Tech..... | 1996 | 11 | 339 | 2,084 | 13 | 189.5 |
| Rashaan Salaam, Colorado..... | †1994 | 11 | 298 | 2,055 | 24 | 186.8 |
| Troy Davis, Iowa St..... | †1995 | 11 | 345 | 2,010 | 15 | 182.7 |
| Charles White, Southern California..... | †1979 | 10 | 293 | 1,803 | 18 | 180.3 |



Jerome Harrison of Washington State finished his career 20th in yards rushing per game in Division I-A with an average of 127.3.

| Player, Team | Year | G | Plays | Yards | TD | Yd. PG |
|--|-------|----|-------|-------|----|--------|
| Jamario Thomas, North Texas..... | †2004 | 10 | 285 | 1,801 | 17 | 180.1 |
| LeShon Johnson, Northern Ill..... | †1993 | 11 | 327 | 1,976 | 12 | 179.6 |
| Mike Rozier, Nebraska..... | †1983 | 12 | 275 | 2,148 | 29 | 179.0 |
| DeAngelo Williams, Memphis..... | †2005 | 11 | 310 | 1,964 | 18 | 178.5 |
| Tony Dorsett, Pittsburgh..... | †1976 | 11 | 338 | 1,948 | 21 | 177.1 |
| Garrett Wolfe, Northern Ill..... | 2005 | 9 | 242 | 1,580 | 16 | 175.6 |
| Ollie Matson, San Francisco..... | †1951 | 9 | 245 | 1,566 | 20 | 174.0 |
| Damien Anderson, Northwestern..... | 2000 | 11 | 293 | 1,914 | 22 | 174.0 |
| Lorenzo White, Michigan St..... | †1985 | 11 | 386 | 1,908 | 17 | 173.5 |
| Wasean Tait, Toledo..... | 1995 | 11 | 357 | 1,905 | 20 | 173.2 |
| Jerome Harrison, Washington St..... | 2005 | 11 | 308 | 1,900 | 16 | 172.7 |
| Ricky Williams, Texas..... | †1997 | 11 | 279 | 1,893 | 25 | 172.1 |
| Herschel Walker, Georgia..... | 1981 | 11 | 385 | 1,891 | 18 | 171.9 |
| Brian Pruitt, Central Mich..... | 1994 | 11 | 292 | 1,890 | 20 | 171.8 |
| O.J. Simpson, Southern California..... | †1968 | 10 | 355 | 1,709 | 22 | 170.9 |
| Ernest Anderson, Oklahoma St..... | †1982 | 11 | 353 | 1,877 | 8 | 170.6 |
| Ricky Bell, Southern California..... | †1975 | 11 | 357 | 1,875 | 13 | 170.5 |

*Record. †National champion.

CAREER YARDS

| Player, Team | Years | Plays | Yards | Avg. | Long |
|---|---------|--------|-------|-------|------|
| Ron Dayne, Wisconsin..... | 1996-99 | 1,115 | 6,397 | 5.74 | 80 |
| Ricky Williams, Texas..... | 1995-98 | 1,011 | 6,279 | 6.21 | 87 |
| Tony Dorsett, Pittsburgh..... | 1973-76 | 1,074 | 6,082 | 5.66 | 73 |
| DeAngelo Williams, Memphis..... | 2002-05 | 969 | 6,026 | †6.22 | 86 |
| Charles White, Southern California..... | 1976-79 | 1,023 | 5,598 | 5.47 | 79 |
| Travis Prentice, Miami (Ohio)..... | 1996-99 | 1,138 | 5,596 | 4.92 | 55 |
| Cedric Benson, Texas..... | 2001-04 | 1,112 | 5,540 | 4.98 | 64 |
| LaDainian Tomlinson, TCU..... | 1997-00 | 907 | 5,263 | 5.80 | 89 |
| Herschel Walker, Georgia..... | 1980-82 | 994 | 5,259 | 5.29 | 76 |
| Archie Griffin, Ohio St..... | 1972-75 | 845 | 5,177 | 6.13 | 75 |
| Darren Lewis, Texas A&M..... | 1987-90 | 909 | 5,012 | 5.51 | 84 |
| Darren Sproles, Kansas St..... | 2001-04 | 815 | 4,979 | 6.11 | 45 |
| DonTrell Moore, New Mexico..... | 2002-05 | 1,028 | 4,973 | 4.84 | 61 |
| Anthony Thompson, Indiana..... | 1986-89 | 1,089 | 4,965 | 4.56 | 52 |
| George Rogers, South Carolina..... | 1977-80 | 902 | 4,958 | 5.50 | 80 |
| Trevor Cobb, Rice..... | 1989-92 | 1,091 | 4,948 | 4.54 | 79 |
| Michael Turner, Northern Ill..... | 2000-03 | 940 | 4,941 | 5.26 | 82 |
| Paul Palmer, Temple..... | 1983-86 | 948 | 4,895 | 5.16 | 78 |
| Steve Bartalo, Colorado St..... | 1983-86 | *1,215 | 4,813 | 3.96 | 39 |
| Ken Simonton, Oregon St..... | 1998-01 | 1,005 | 4,802 | 4.78 | 64 |
| Mike Rozier, Nebraska..... | 1981-83 | 668 | 4,780 | #7.16 | 93 |
| Ed Marinaro, Cornell..... | 1969-71 | 918 | 4,715 | 5.14 | 79 |
| Denvis Manns, New Mexico St..... | 1995-98 | 889 | 4,692 | 5.28 | 73 |
| Marcus Allen, Southern California..... | 1978-81 | 893 | 4,682 | 5.24 | 45 |
| Anthony Davis, Wisconsin..... | 2001-04 | 908 | 4,676 | 5.15 | 42 |
| Chester Taylor, Toledo..... | 1998-01 | 803 | 4,659 | 5.80 | 73 |
| Ted Brown, North Carolina St..... | 1975-78 | 860 | 4,602 | 5.35 | 95 |
| Thurman Thomas, Oklahoma St..... | 1984-87 | 898 | 4,595 | 5.12 | 66 |
| Marshall Faulk, San Diego St..... | 1991-93 | 766 | 4,589 | 5.99 | 71 |
| Terry Miller, Oklahoma St..... | 1974-77 | 847 | 4,582 | 5.41 | 81 |
| Kevin Faulk, LSU..... | 1995-98 | 856 | 4,557 | 5.32 | 81 |
| Darrell Thompson, Minnesota..... | 1986-89 | 911 | 4,518 | 4.96 | 98 |
| Lorenzo White, Michigan St..... | 1984-87 | 991 | 4,513 | 4.55 | 73 |

*Record. ††Record for minimum 781 carries. #Record for minimum 414 carries.

CAREER YARDS RECORD PROGRESSION

(Record Yards—Player, Team, Seasons Played)

1,961—Marshall Goldberg, Pittsburgh, 1936-38; **2,105**—Tom Harmon, Michigan, 1938-40; **2,271**—Frank Sinkwich, Georgia, 1940-42; **2,301**—Bill Doley, Minnesota, 1940-42, Michigan, 1943; **2,957**—Glenn Davis, Army, 1943-46; **3,095**—Eddie Price, Tulane, 1946-49; **3,238**—John Papit, Virginia, 1947-50; **3,381**—Art Luppino, Arizona, 1953-56; **3,388**—Eugene "Mercury" Morris, West Tex. A&M, 1966-68; **3,867**—Steve Owens, Oklahoma, 1967-69; **4,715**—Ed Marinaro, Cornell, 1969-71; **5,177**—Archie Griffin, Ohio St., 1972-75; **6,082**—Tony Dorsett, Pittsburgh, 1973-76; **6,279**—Ricky Williams, Texas, 1995-98; **6,397**—Ron Dayne, Wisconsin, 1996-99.

CAREER RUSHING TOUCHDOWNS

| Player, Team | Years | G | TD |
|------------------------------------|---------|----|----|
| Travis Prentice, Miami (Ohio)..... | 1996-99 | 44 | 73 |
| Ricky Williams, Texas..... | 1995-98 | 46 | 72 |
| Anthony Thompson, Indiana..... | 1986-89 | 41 | 64 |
| Cedric Benson, Texas..... | 2001-04 | 49 | 64 |
| Ron Dayne, Wisconsin..... | 1996-99 | 43 | 63 |

| Player, Team | Years | G | TD |
|------------------------------------|-------------|----|----|
| Eric Crouch, Nebraska (QB) | 1998-01 | 43 | 59 |
| Marshall Faulk, San Diego St. | 1991-93 | 31 | 57 |
| Steve Owens, Oklahoma | 1967-69 | 30 | 56 |
| Ken Simonton, Oregon St. | 1998-01 | 44 | 56 |
| Tony Dorsett, Pittsburgh | 1973-76 | 43 | 55 |
| Chester Taylor, Toledo | 1998-01 | 42 | 55 |
| DeAngelo Williams, Memphis | 2002-05 | 44 | 55 |
| LaDainian Tomlinson, TCU | 1997-00 | 44 | 54 |
| Dwone Hicks, Middle Tenn. | 1999-02 | 44 | 53 |
| Chris Lemon, Nevada | 1996-99 | 44 | 52 |
| LenDale White, Southern California | 2003-05 | 39 | 52 |
| Pete Johnson, Ohio St. | 1973-76 | 41 | 51 |
| DonTrell Moore, New Mexico | 2002-05 | 48 | 51 |
| Ed Marinaro, Cornell | 1969-71 | 27 | 50 |
| Billy Sims, Oklahoma | 1975, 77-79 | 42 | 50 |
| Mike Rozier, Nebraska | 1982-83 | 35 | 50 |
| Brock Forsey, Boise St. | 1999-02 | 47 | 50 |
| Taurean Henderson, Texas Tech | 2002-05 | 51 | 50 |

(Note: Howard Stevens of Louisville played two years at college division Randolph-Macon, 1968-69, with 33 touchdowns and two years at Louisville, 1971-72, with 25 touchdowns, scoring a total of 58 touchdowns in four years.)

SEASON YARDS

| Player, Team | Year | G | Plays | Yards | Avg. |
|-----------------------------------|-------|----|-------|-------|-------|
| Barry Sanders, Oklahoma St. | ↑1988 | 11 | 344 | 2,628 | †7.64 |
| Marcus Allen, Southern California | ↑1981 | 11 | *403 | 2,342 | 5.81 |
| Troy Davis, Iowa St. | ↑1996 | 11 | 402 | 2,185 | 5.44 |
| LaDainian Tomlinson, TCU | ↑2000 | 11 | 369 | 2,158 | 5.85 |
| Mike Rozier, Nebraska | ↑1983 | 12 | 275 | 2,148 | #7.81 |
| Ricky Williams, Texas | ↑1998 | 11 | 361 | 2,124 | 5.88 |
| Larry Johnson, Penn St. | ↑2002 | 13 | 271 | 2,087 | 7.70 |
| Byron Hanspard, Texas Tech | 1996 | 11 | 339 | 2,084 | 6.15 |
| Rashaan Salaam, Colorado | ↑1994 | 11 | 298 | 2,055 | 6.90 |
| J.J. Arrington, California | 2004 | 12 | 289 | 2,018 | 6.98 |
| Troy Davis, Iowa St. | ↑1995 | 11 | 345 | 2,010 | 5.83 |
| LeShon Johnson, Northern Ill. | ↑1993 | 11 | 327 | 1,976 | 6.04 |
| DeAngelo Williams, Memphis | ↑2005 | 11 | 310 | 1,964 | 6.34 |
| Tony Dorsett, Pittsburgh | ↑1976 | 11 | 338 | 1,948 | 5.76 |
| DeAngelo Williams, Memphis | 2004 | 12 | 313 | 1,948 | 6.22 |
| Adrian Peterson, Oklahoma | 2004 | 13 | 339 | 1,925 | 5.68 |
| Michael Turner, Northern Ill. | 2002 | 12 | 338 | 1,915 | 5.67 |
| Damien Anderson, Northwestern | 2000 | 11 | 293 | 1,914 | 6.53 |
| Lorenzo White, Michigan St. | ↑1985 | 11 | 386 | 1,908 | 4.94 |
| Wasean Tai, Toledo | 1995 | 11 | 357 | 1,905 | 5.34 |
| Jerome Harrison, Washington St. | 2005 | 11 | 308 | 1,900 | 6.17 |
| Ricky Williams, Texas | ↑1997 | 11 | 279 | 1,893 | 6.78 |
| Herschel Walker, Georgia | 1981 | 11 | 385 | 1,891 | 4.91 |
| Brian Pruitt, Central Mich. | 1994 | 11 | 292 | 1,890 | 6.47 |
| Quentin Griffin, Oklahoma | 2002 | 14 | 287 | 1,884 | 6.56 |
| Ed Marinaro, Cornell | ↑1971 | 9 | 356 | 1,881 | 5.28 |
| Ernest Anderson, Oklahoma St. | ↑1982 | 11 | 353 | 1,877 | 5.32 |
| Ahman Green, Nebraska | 1997 | 12 | 278 | 1,877 | 6.75 |
| Ricky Bell, Southern California | ↑1975 | 11 | 357 | 1,875 | 5.25 |
| Paul Palmer, Temple | ↑1986 | 11 | 346 | 1,866 | 5.39 |
| Ron Dayne, Wisconsin | 1996 | 12 | 295 | 1,863 | 6.32 |
| LaDainian Tomlinson, TCU | ↑1999 | 11 | 268 | 1,850 | 6.90 |

*Record. †National champion. ‡Record for minimum 282 carries. #Record for minimum 214 carries.

SINGLE-GAME YARDS

| Yds. | Player, Team (Opponent) | Date |
|------|--|----------------|
| 406 | LaDainian Tomlinson, TCU (UTEP) | Nov. 20, 1999 |
| 396 | Tony Sands, Kansas (Missouri) | Nov. 23, 1991 |
| 386 | Marshall Faulk, San Diego St. (Pacific) | Sept. 14, 1991 |
| 378 | Troy Davis, Iowa St. (Missouri) | Sept. 28, 1996 |
| 377 | Anthony Thompson, Indiana (Wisconsin) | Nov. 11, 1989 |
| 377 | Robbie Mixon, Central Mich. (Eastern Mich.) | Nov. 2, 2002 |
| 376 | Travis Prentice, Miami (Ohio) (Akron) | Nov. 6, 1999 |
| 373 | Astron Whatley, Kent St. (Eastern Mich.) | Sept. 20, 1997 |
| 357 | Rueben Mayes, Washington St. (Oregon) | Oct. 27, 1984 |
| 357 | Mike Pringle, Cal St. Fullerton (New Mexico St.) | Nov. 4, 1989 |
| 356 | Eddie Lee Ivery, Georgia Tech (Air Force) | Nov. 11, 1978 |
| 356 | Brian Pruitt, Central Mich. | Nov. 5, 1994 |
| 351 | Scott Harley, East Caro. (North Carolina St.) | Nov. 30, 1996 |
| 350 | Eric Allen, Michigan St. (Purdue) | Oct. 30, 1971 |
| 350 | Ricky Williams, Texas (Iowa St.) | Oct. 3, 1998 |

Note: There have been 78 300-yard rushing games in Division IA history.

ANNUAL CHAMPIONS

| Year | Player, Team | Class | Plays | Yards |
|------|---------------------------------|-------|-------|-------|
| 1937 | Byron "Whizzer" White, Colorado | Sr. | 181 | 1,121 |
| 1938 | Len Eshmont, Fordham | So. | 132 | 831 |
| 1939 | John Polanski, Wake Forest | So. | 137 | 882 |

| Year | Player, Team | Class | Plays | Yards |
|------|-----------------------------------|-------|-------|-------|
| 1940 | Al Ghesquiere, Detroit | Sr. | 146 | 957 |
| 1941 | Frank Sinkwich, Georgia | Jr. | 209 | 1,103 |
| 1942 | Rudy Mobley, Hardin-Simmons | So. | 187 | 1,281 |
| 1943 | Creighton Miller, Notre Dame | Sr. | 151 | 911 |
| 1944 | Wayne "Red" Williams, Minnesota | Jr. | 136 | 911 |
| 1945 | Bob Fenimore, Oklahoma St. | Jr. | 142 | 1,048 |
| 1946 | Rudy Mobley, Hardin-Simmons | Sr. | 227 | 1,262 |
| 1947 | Wilton Davis, Hardin-Simmons | So. | 193 | 1,173 |
| 1948 | Fred Wendt, UTEP | Sr. | 184 | 1,570 |
| 1949 | John Dottley, Mississippi | Jr. | 208 | 1,312 |
| 1950 | Wilford White, Arizona St. | Sr. | 199 | 1,502 |
| 1951 | Ollie Matson, San Francisco | Sr. | 245 | 1,566 |
| 1952 | Howie Waugh, Tulsa | Sr. | 164 | 1,372 |
| 1953 | J.C. Caroline, Illinois | So. | 194 | 1,256 |
| 1954 | Art Luppino, Arizona | So. | 179 | 1,359 |
| 1955 | Art Luppino, Arizona | Jr. | 209 | 1,313 |
| 1956 | Jim Crawford, Wyoming | Sr. | 200 | 1,104 |
| 1957 | Leon Burton, Arizona St. | Sr. | 117 | 1,126 |
| 1958 | Dick Bass, Pacific | Jr. | 205 | 1,361 |
| 1959 | Pervis Atkins, New Mexico St. | Jr. | 130 | 971 |
| 1960 | Bob Gaiters, New Mexico St. | Sr. | 197 | 1,338 |
| 1961 | Jim Pilot, New Mexico St. | So. | 191 | 1,278 |
| 1962 | Jim Pilot, New Mexico St. | Jr. | 208 | 1,247 |
| 1963 | Dave Casinelli, Memphis | Sr. | 219 | 1,016 |
| 1964 | Brian Piccolo, Wake Forest | Sr. | 252 | 1,044 |
| 1965 | Mike Garrett, Southern California | Sr. | 267 | 1,440 |
| 1966 | Ray McDonald, Idaho | Sr. | 259 | 1,329 |
| 1967 | O.J. Simpson, Southern California | Jr. | 266 | 1,415 |
| 1968 | O.J. Simpson, Southern California | Sr. | 355 | 1,709 |
| 1969 | Steve Owens, Oklahoma | Sr. | 358 | 1,523 |

Beginning in 1970, ranked on per-game (instead of total) yards

| Year | Player, Team | Class | G | Plays | Yards | Avg. |
|------|------------------------------------|-------|----|-------|--------|--------|
| 1970 | Ed Marinaro, Cornell | Jr. | 9 | 285 | 1,425 | 158.3 |
| 1971 | Ed Marinaro, Cornell | Sr. | 9 | 356 | 1,881 | 209.0 |
| 1972 | Pete VanValkenburg, Brigham Young | Sr. | 10 | 232 | 1,386 | 138.6 |
| 1973 | Mark Kellar, Northern Ill. | Sr. | 11 | 291 | 1,719 | 156.3 |
| 1974 | Louie Giammona, Utah St. | Jr. | 10 | 329 | 1,534 | 153.4 |
| 1975 | Ricky Bell, Southern California | Jr. | 11 | 357 | 1,875 | 170.5 |
| 1976 | Tony Dorsett, Pittsburgh | Sr. | 11 | 338 | 1,948 | 177.1 |
| 1977 | Earl Campbell, Texas | Sr. | 11 | 267 | 1,744 | 158.5 |
| 1978 | Billy Sims, Oklahoma | Jr. | 11 | 231 | 1,762 | 160.2 |
| 1979 | Charles White, Southern California | Sr. | 10 | 293 | 1,803 | 180.3 |
| 1980 | George Rogers, South Carolina | Sr. | 11 | 297 | 1,781 | 161.9 |
| 1981 | Marcus Allen, Southern California | Sr. | 11 | *403 | 2,342 | 212.9 |
| 1982 | Ernest Anderson, Oklahoma St. | Sr. | 11 | 353 | 1,877 | 170.6 |
| 1983 | Mike Rozier, Nebraska | Sr. | 12 | 275 | 2,148 | 179.0 |
| 1984 | Keith Byars, Ohio St. | Jr. | 11 | 313 | 1,655 | 150.5 |
| 1985 | Lorenzo White, Michigan St. | So. | 11 | 386 | 1,908 | 173.5 |
| 1986 | Paul Palmer, Temple | Sr. | 11 | 346 | 1,866 | 169.6 |
| 1987 | Elbert "Ickey" Woods, UNLV | Sr. | 11 | 259 | 1,658 | 150.7 |
| 1988 | Barry Sanders, Oklahoma St. | Jr. | 11 | 344 | *2,628 | *238.9 |
| 1989 | Anthony Thompson, Indiana | Sr. | 11 | 358 | 1,793 | 163.0 |
| 1990 | Gerald Hudson, Oklahoma St. | Sr. | 11 | 279 | 1,642 | 149.3 |
| 1991 | Marshall Faulk, San Diego St. | Fr. | 9 | 201 | 1,429 | 158.8 |
| 1992 | Marshall Faulk, San Diego St. | So. | 10 | 265 | 1,630 | 163.0 |
| 1993 | LeShon Johnson, Northern Ill. | Sr. | 11 | 327 | 1,976 | 179.6 |
| 1994 | Rashaan Salaam, Colorado | Jr. | 11 | 298 | 2,055 | 186.8 |
| 1995 | Troy Davis, Iowa St. | So. | 11 | 345 | 2,010 | 182.7 |
| 1996 | Troy Davis, Iowa St. | Jr. | 11 | 402 | 2,185 | 198.6 |
| 1997 | Ricky Williams, Texas | Jr. | 11 | 279 | 1,893 | 172.1 |
| 1998 | Ricky Williams, Texas | Sr. | 11 | 361 | 2,124 | 193.1 |
| 1999 | LaDainian Tomlinson, TCU | Jr. | 11 | 268 | 1,850 | 168.2 |
| 2000 | LaDainian Tomlinson, TCU | Sr. | 11 | 369 | 2,158 | 196.2 |
| 2001 | Chance Kretschmer, Nevada | Fr. | 11 | 302 | 1,732 | 157.5 |
| 2002 | Larry Johnson, Penn St. | Sr. | 13 | 271 | 2,087 | 160.5 |
| 2003 | Patrick Cobbs, North Texas | Jr. | 11 | 307 | 1,680 | 152.7 |
| 2004 | Jamario Thomas, North Texas | Fr. | 10 | 285 | 1,801 | 180.1 |
| 2005 | DeAngelo Williams, Memphis | Sr. | 11 | 310 | 1,964 | 178.5 |

*Record.

FRESHMAN 1,000-YARD RUSHERS

(Listed Chronologically)

| Player, Team | Year | Yards |
|--------------------------------|------|-------|
| Ron "Po" James, New Mexico St. | 1968 | 1,291 |
| Tony Dorsett, Pittsburgh | 1973 | 1,586 |
| James McDougald, Wake Forest | 1976 | 1,018 |
| Mike Harkrader, Indiana | 1976 | 1,003 |
| Amos Lawrence, North Carolina | 1977 | 1,211 |
| Darrin Nelson, Stanford | 1977 | 1,069 |
| Mike Smith, Chattanooga | 1977 | 1,062 |
| Gwain Durden, Chattanooga | 1977 | 1,049 |
| Allen Ross, Northern Ill. | 1977 | 1,043 |
| Allen Harvin, Cincinnati | 1978 | 1,238 |

| Player, Team | Year | Yards |
|-----------------------------------|------|--------|
| Joe Morris, Syracuse | 1978 | 1,001 |
| Ron Lear, Marshall | 1979 | 1,162 |
| Herschel Walker, Georgia | 1980 | 1,616 |
| Kerwin Bell, Kansas | 1980 | 1,114 |
| Joe McIntosh, North Carolina St. | 1981 | 1,190 |
| Steve Bartalo, Colorado St. | 1983 | 1,113 |
| Spencer Tillman, Oklahoma | 1983 | 1,047 |
| D.J. Dozier, Penn St. | 1983 | 1,002 |
| Eddie Johnson, Utah | 1984 | 1,021 |
| Darrell Thompson, Minnesota | 1986 | 1,240 |
| Ermitt Smith, Florida | 1987 | 1,341 |
| Reggie Cobb, Tennessee | 1987 | 1,197 |
| Bernie Parmalee, Ball St. | 1987 | 1,064 |
| Curvin Richards, Pittsburgh | 1988 | 1,228 |
| Chuck Webb, Tennessee | 1989 | 1,236 |
| Robert Smith, Ohio St. | 1990 | 1,064 |
| Marshall Faulk, San Diego St. | 1991 | 1,429 |
| Greg Hill, Texas A&M | 1991 | 1,216 |
| David Small, Cincinnati | 1991 | 1,004 |
| Winslow Oliver, New Mexico | 1992 | 1,063 |
| Deland McCullough, Miami (Ohio) | 1992 | 1,026 |
| Terrell Willis, Rutgers | 1993 | 1,261 |
| June Henley, Kansas | 1993 | 1,127 |
| Marquis Williams, Arkansas St. | 1993 | 1,060 |
| Leon Johnson, North Carolina | 1993 | 1,012 |
| Alex Smith, Indiana | 1994 | 1,475 |
| Astron Whatley, Kent St. | 1994 | 1,003 |
| Dennis Manns, New Mexico St. | 1995 | 1,120 |
| Silas Massey, Central Mich. | 1995 | 1,089 |
| Ahman Green, Nebraska | 1995 | 1,086 |
| Ron Dayne, Wisconsin | 1996 | 1,863 |
| Demond Parker, Oklahoma | 1996 | 1,184 |
| Sedrick Irvin, Michigan St. | 1996 | 1,036 |
| Jamal Lewis, Tennessee | 1997 | 1,364 |
| Robert Sanford, Western Mich. | 1997 | 1,033 |
| Derrick Nix, Southern Miss. | 1998 | 1,180 |
| Ken Simonton, Oregon St. | 1998 | 1,028 |
| Avon Cobourne, West Virginia | 1999 | 1,139 |
| Chance Kretschmer, Nevada | 2001 | 1,732 |
| Anthony Davis, Wisconsin | 2001 | 1,466 |
| Cedric Benson, Texas | 2001 | 1,053 |
| Joshua Cribbs, Kent St. (QB) | 2001 | 1,019 |
| Terry Caulley, Connecticut | 2002 | 1,247 |
| Maurice Claret, Ohio St. | 2002 | 1,237 |
| DonTrell Moore, New Mexico | 2002 | 1,134 |
| Matt Milton, Nevada | 2002 | 1,108 |
| T.A. McLendon, North Carolina St. | 2002 | 1,101 |
| Lonta Hobbs, TCU | 2002 | 1,029 |
| Brad Smith, Missouri (QB) | 2002 | 1,029 |
| Laurence Maroney, Minnesota | 2003 | 1,121 |
| Jerry Seymour, Central Mich. | 2003 | 1,117 |
| Robert Merrill, TCU | 2003 | 1,107 |
| Lynell Hamilton, San Diego St. | 2003 | 1,087 |
| Courtney Lewis, Texas A&M | 2003 | 1,024 |
| Justin Vincent, LSU | 2003 | 1,001 |
| Adrian Peterson, Oklahoma | 2004 | *1,925 |
| Jamario Thomas, North Texas | 2004 | 1,801 |
| Michael Hart, Michigan | 2004 | 1,455 |
| Tyrell Sutton, Northwestern | 2005 | 1,474 |
| Kevin Smith, UCF | 2005 | 1,178 |
| Steve Slaton, West Virginia | 2005 | 1,128 |
| Ray Rice, Rutgers | 2005 | 1,120 |
| Darren McFadden, Arkansas | 2005 | 1,113 |
| Ontario Sneed, Central Mich. | 2005 | 1,065 |

*Record for freshman.

Quarterback Rushing

SEASON YARDS

| Player, Team | Year | G | Plays | Yards | TD | Avg. |
|--------------------------------|------|----|-------|-------|-----|-------|
| Beau Morgan, Air Force | 1996 | 11 | 225 | 1,494 | 18 | 6.64 |
| Stacey Robinson, Northern Ill. | 1989 | 11 | 223 | 1,443 | 19 | 6.47 |
| Jammal Lord, Nebraska | 2002 | 14 | 251 | 1,412 | 8 | 5.63 |
| Brad Smith, Missouri | 2003 | 13 | 212 | 1,406 | 18 | 6.63 |
| Chris McCoy, Navy | 1997 | 11 | 246 | 1,370 | 20 | 5.57 |
| Dee Dowis, Air Force | 1987 | 12 | 194 | 1,315 | 10 | 6.78 |
| Brian Mitchell, La-Lafayette | 1989 | 11 | 237 | 1,311 | 19 | 5.53 |
| Brad Smith, Missouri | 2005 | 12 | 229 | 1,301 | 16 | 5.68 |
| Fred Solomon, Tampa | 1974 | 11 | 193 | 1,300 | 19 | 6.74 |
| Dee Dowis, Air Force | 1989 | 12 | 172 | 1,286 | 18 | #7.48 |
| Beau Morgan, Air Force | 1995 | 12 | 229 | 1,285 | 19 | 5.61 |
| Antwaan Randle El, Indiana | 2000 | 11 | 218 | 1,270 | 13 | 5.83 |
| Stacey Robinson, Northern Ill. | 1990 | 11 | 193 | 1,238 | 19 | 6.41 |
| Chance Harridge, Air Force | 2002 | 13 | 252 | 1,229 | *22 | 4.88 |
| Chris McCoy, Navy | 1996 | 11 | 268 | 1,228 | 16 | 4.58 |
| Keith Boyea, Air Force | 2001 | 12 | 230 | 1,216 | 18 | 5.29 |
| Rob Perez, Air Force | 1991 | 12 | 233 | 1,157 | 10 | 4.97 |
| Jack Mildren, Oklahoma | 1971 | 11 | 193 | 1,140 | 17 | 5.91 |
| Nolan Cromwell, Kansas | 1975 | 11 | 218 | 1,124 | 9 | 5.16 |
| Eric Crouch, Nebraska | 2001 | 12 | 203 | 1,115 | 18 | 5.49 |
| Craig Candeto, Navy | 2003 | 13 | 271 | 1,112 | 16 | 4.10 |
| Scott Frost, Nebraska | 1997 | 12 | 176 | 1,095 | 19 | 6.22 |
| Michael Carter, Hawaii | 1991 | 12 | 221 | 1,092 | 16 | 4.94 |
| Vince Young, Texas | 2004 | 12 | 167 | 1,079 | 14 | 6.46 |
| Tory Crawford, Army | 1986 | 11 | 244 | 1,075 | 15 | 4.41 |
| Kareem Wilson, Ohio | 1996 | 12 | *275 | 1,072 | 14 | 3.90 |
| Joshua Cribbs, Kent St. | 2002 | 10 | 137 | 1,057 | 10 | *7.72 |
| Vince Young, Texas | 2005 | 13 | 155 | 1,050 | 12 | 6.77 |

*Record. #Record for a minimum of 150 carries.

CAREER YARDS

| Player, Team | Years | G | Plays | Yards | TD | Avg. |
|--------------------------------|---------|----|-------|-------|-----|--------|
| Brad Smith, Missouri | 2002-05 | 48 | 799 | 4,289 | 45 | 89.4 |
| Antwaan Randle El, Indiana | 1998-01 | 44 | 857 | 3,895 | 44 | 88.5 |
| Joshua Cribbs, Kent St. | 2001-04 | 43 | 632 | 3,670 | 38 | 85.3 |
| Dee Dowis, Air Force | 1986-89 | 47 | 543 | 3,612 | 41 | 76.9 |
| Kareem Wilson, Ohio | 1995-98 | 45 | *885 | 3,597 | 49 | 79.9 |
| Eric Crouch, Nebraska | 1998-01 | 43 | 648 | 3,434 | *59 | 79.9 |
| Chris McCoy, Navy | 1995-97 | 32 | 682 | 3,401 | 43 | 106.3 |
| Beau Morgan, Air Force | 1994-96 | 35 | 594 | 3,379 | 42 | 96.5 |
| Brian Mitchell, La-Lafayette | 1986-89 | 43 | 678 | 3,335 | 47 | 77.6 |
| Fred Solomon, Tampa | 1971-74 | 43 | 557 | 3,299 | 39 | 76.7 |
| Vince Young, Texas | 2003-05 | 37 | 457 | 3,127 | 37 | 84.5 |
| Ell Roberson, Kansas St. | 2000-03 | 47 | 604 | 2,818 | 40 | 60.0 |
| Stacey Robinson, Northern Ill. | 1988-90 | 25 | 429 | 2,727 | 38 | *109.1 |
| Jamelle Holieway, Oklahoma | 1985-88 | 38 | 505 | 2,699 | 30 | 71.0 |
| Woodrow Dantzler, Clemson | 1998-01 | 36 | 549 | 2,615 | 27 | 72.6 |
| Jammal Lord, Nebraska | 2000-03 | 39 | 516 | 2,573 | 24 | 66.0 |
| Bill Hurley, Syracuse | 1975-79 | 46 | 685 | 2,551 | 19 | 55.5 |
| Matt Jones, Arkansas | 2001-04 | 46 | 382 | 2,535 | 24 | 55.1 |
| Michael Carter, Hawaii | 1990-93 | 46 | 574 | 2,534 | 39 | 55.1 |
| Corby Jones, Missouri | 1995-98 | 39 | 559 | 2,533 | 38 | 64.9 |

*Record.



Boise State Sports Information

Boise State quarterback Ryan Dinwiddie threw for more than 9,800 yards and amassed 9,924 yards in total offense during his career. His career passing efficiency rating of 168.9 ranks first among Division I-A quarterbacks with a minimum of 500 completions.

Passing

SAMPLE COMPILATION OF NCAA PASSING EFFICIENCY RATING

| Player | G | Att. | Cmp. | Yds. | TD | Int. |
|-------------------------------------|----|------|-----------------|-------|----|----------------------------|
| Ryan Dinwiddie, Boise St. | 45 | 992 | 622 | 9,819 | 82 | 21 |
| Completion Percentage: | | | 62.70 | | | |
| Yards Per Attempted Pass: | | | 9.90 | | | |
| Percent of Passes for TDs: | | | 8.27 | | | |
| Percent of Passes Intercepted: | | | 2.12 | | | |
| ADD the first three factors: | | | | | | Rating Points |
| Completion Percentage: | | | 62.70 | | | 62.70 |
| Yards Per Attempted Pass: | | | 9.898 times 8.4 | | | 83.14 |
| Percent of Passes for TDs: | | | 8.27 times 3.3 | | | 27.29 |
| | | | | | | <u>173.13</u> |
| SUBTRACT the last factor: | | | | | | |
| Percent of Passes Intercepted: | | | 2.12 times 2 | | | -4.24 |
| | | | | | | Round off to: 168.9 |

DIVISION I-A PASSING EFFICIENCY RATING COMPARISON 1979-05

Passing statistics in Division I-A have increased dramatically since 1979, the first year that the NCAA official national statistics used the passing efficiency formula to rank passers in all divisions. Because passers have become more proficient every year, the average passing efficiency rating (based on final regular-season trends) also has risen at a similar rate. For historical purposes, the average passing efficiency rating for the division by year is presented below to show how any individual or team might rank in a particular season.

| Year | Pass Effic. Rating | Year | Pass Effic. Rating |
|------|--------------------|------|--------------------|
| 1979 | 104.49 | 1992 | 114.50 |
| 1980 | 106.63 | 1993 | 122.43 |
| 1981 | 107.00 | 1994 | 120.59 |
| 1982 | 110.77 | 1995 | 120.17 |
| 1983 | 113.56 | 1996 | 120.24 |
| 1984 | 113.02 | 1997 | 122.86 |
| 1985 | 114.58 | 1998 | 122.97 |
| 1986 | 115.00 | 1999 | 120.50 |
| 1987 | 112.67 | 2000 | 119.66 |
| 1988 | 114.32 | 2001 | 123.80 |
| 1989 | 118.35 | 2002 | 123.00 |
| 1990 | 117.39 | 2003 | 125.89 |
| 1991 | 117.94 | 2004 | 125.36 |
| | | 2005 | 126.13 |

CAREER PASSING EFFICIENCY

(Minimum 500 Completions; Player must have concluded his career)

| Player, Team | Years | Att. | Cmp. | Int. | Pct. | Yds. | TD | Pts. |
|-----------------------------------|----------------|-------|-------|------|------|--------|------|-------|
| Ryan Dinwiddie, Boise St. | 2000-03 | 992 | 622 | 21 | .627 | 9,819 | 82 | 168.9 |
| Danny Wuerffel, Florida | 1993-96 | 1,170 | 708 | 42 | .605 | 10,875 | 114 | 163.6 |
| Omar Jacobs, Bowling Green | 2003-05 | 811 | 523 | 11 | .645 | 6,937 | 71 | 163.5 |
| Ty Detmer, Brigham Young | 1988-91 | 1,530 | 958 | 65 | .626 | 15,031 | *121 | 162.7 |
| Steve Sarkisian, Brigham Young | 1995-96 | 789 | 528 | 26 | .669 | 7,464 | 53 | 162.0 |
| Matt Leinart, Southern California | 2002-05 | 1,245 | 807 | 23 | .648 | 10,693 | 99 | 159.5 |
| Bruce Gradkowski, Toledo | 2002-05 | 1,123 | 766 | 27 | .682 | 9,225 | 85 | 157.4 |
| Billy Blanton, San Diego St. | 1993-96 | 920 | 588 | 25 | .639 | 8,165 | 67 | 157.1 |
| Jim McMahon, Brigham Young | 1977-78, 80-81 | 1,060 | 653 | 34 | .616 | 9,536 | 84 | 156.9 |
| Chad Pennington, Marshall | 1997-99 | 1,265 | 807 | 30 | .638 | 10,698 | 100 | 156.2 |
| Donovan McNabb, Syracuse | 1995-98 | 938 | 548 | 26 | .584 | 8,389 | 77 | 155.1 |
| Tim Rattay, Louisiana Tech | 1997-99 | 1,552 | 1,015 | 35 | .654 | 12,746 | 115 | 154.3 |
| Daunte Culpepper, UCF | 1996-98 | 1,097 | 721 | 32 | .657 | 9,341 | 72 | 153.1 |
| David Carr, Fresno St. | 1997-98, 00-01 | 877 | 551 | 21 | .628 | 7,309 | 66 | 152.9 |
| Jason White, Oklahoma | \$1999-04 | 990 | 627 | 24 | .633 | 7,922 | 81 | 152.7 |
| Ben Roethlisberger, Miami (Ohio) | 2001-03 | 1,304 | 854 | 34 | .655 | 10,829 | 84 | 151.3 |
| Chris Weinke, Florida St. | 1997-00 | 1,107 | 650 | 32 | .587 | 9,839 | 79 | 151.1 |
| Byron Leftwich, Marshall | \$1998-02 | 1,442 | 939 | 28 | .651 | 11,903 | 89 | 150.9 |

(400-499 Completions)

| Player, Team | Years | Att. | Cmp. | Int. | Pct. | Yds. | TD | Pts. |
|--------------------------------|----------------|------|------|------|------|-------|----|-------|
| Vinny Testaverde, Miami (Fla.) | 1982, 84-86 | 674 | 413 | 25 | .613 | 6,058 | 48 | 152.9 |
| Josh Wallwork, Wyoming | 1995-96 | 729 | 449 | 28 | .616 | 6,453 | 54 | 152.7 |
| Trent Dilfer, Fresno St. | 1991-93 | 774 | 461 | 21 | .596 | 6,944 | 51 | 151.2 |
| Aaron Rodgers, California | 2002-04 | 665 | 424 | 13 | .638 | 5,469 | 43 | 150.3 |
| Troy Aikman, Oklahoma/UCLA | 1984-85, 87-88 | 637 | 401 | 18 | .630 | 5,436 | 40 | 149.7 |
| Chuck Hartlieb, Iowa | 1985-88 | 716 | 461 | 17 | .643 | 6,269 | 34 | 148.9 |
| Elvis Grbac, Michigan | 1989-92 | 754 | 477 | 29 | .633 | 5,859 | 64 | 148.9 |
| Bobby Hoying, Ohio St. | 1992-95 | 782 | 463 | 33 | .592 | 6,751 | 54 | 146.1 |
| Gifford Nielsen, Brigham Young | 1975-77 | 708 | 415 | 29 | .586 | 5,833 | 55 | 145.3 |
| Tom Ramsey, UCLA | 1979-82 | 691 | 411 | 33 | .595 | 5,844 | 48 | 143.9 |

| Player, Team | Years | Att. | Cmp. | Int. | Pct. | Yds. | TD | Pts. |
|------------------------------|-------------|------|------|------|------|-------|----|-------|
| Shawn Moore, Virginia | 1987-90 | 762 | 421 | 32 | .552 | 6,629 | 55 | 143.8 |
| George Godsey, Georgia Tech. | 1998-01 | 765 | 484 | 18 | .633 | 6,137 | 41 | 143.6 |
| Moses Moreno, Colorado St. | 1994-97 | 787 | 457 | 28 | .581 | 6,689 | 49 | 142.9 |
| Jerry Rhome, SMU/Tulsa | 1961, 63-64 | 713 | 448 | 23 | .628 | 5,472 | 47 | 142.6 |
| Thad Busby, Florida St. | 1994-97 | 715 | 420 | 27 | .587 | 5,916 | 46 | 141.9 |
| Charlie Ward, Florida St. | 1989, 91-93 | 759 | 474 | 21 | .625 | 5,747 | 49 | 141.8 |
| Ryan Leaf, Washington St. | 1995-97 | 845 | 456 | 23 | .540 | 7,102 | 58 | 141.8 |
| Justin Holland, Colorado St. | 2002-05 | 681 | 426 | 32 | .626 | 5,668 | 32 | 140.5 |
| Keith Smith, Arizona | 1996-99 | 726 | 434 | 27 | .598 | 5,972 | 42 | 140.5 |
| Bernie Kosar, Miami (Fla.) | 1983-84 | 743 | 463 | 29 | .623 | 5,971 | 40 | 139.8 |

(325-399 Completions)

| Player, Team | Years | Att. | Cmp. | Int. | Pct. | Yds. | TD | Pts. |
|-------------------------------|-------------|------|------|------|------|-------|----|-------|
| Alex Smith, Utah | 2002-04 | 587 | 389 | 8 | .663 | 5,203 | 47 | 164.4 |
| Joe Germaine, Ohio St. | 1996-98 | 660 | 399 | 18 | .605 | 5,844 | 52 | 155.4 |
| Jim Harbaugh, Michigan | 1983-86 | 582 | 368 | 19 | .632 | 5,215 | 31 | 149.6 |
| Danny White, Arizona St. | 1971-73 | 649 | 345 | 36 | .532 | 5,932 | 59 | 148.9 |
| Koy Detmer, Colorado | 1992, 94-96 | 594 | 350 | 25 | .589 | 5,390 | 40 | 148.9 |
| Cody Hodges, Texas Tech | 2002-05 | 543 | 360 | 13 | .662 | 4,308 | 33 | 148.2 |
| Tim Gutierrez, San Diego St. | 1992-94 | 580 | 357 | 19 | .616 | 4,740 | 36 | 144.1 |
| Scott McBrien, Maryland | 2002-03 | 598 | 335 | 16 | .560 | 5,169 | 34 | 142.0 |
| Jim Karsatos, Ohio St. | 1983-86 | 573 | 330 | 19 | .576 | 4,698 | 36 | 140.6 |
| Jerry Tagge, Nebraska | 1969-71 | 581 | 348 | 19 | .599 | 4,704 | 33 | 140.1 |
| Mike Fouts, Utah | 1995-96 | 625 | 356 | 19 | .570 | 5,107 | 39 | 140.1 |
| Garrett Gabriel, Hawaii | 1987-90 | 661 | 356 | 31 | .539 | 5,631 | 47 | 139.5 |
| Rick Mirer, Notre Dame | 1989-92 | 698 | 377 | 23 | .540 | 5,996 | 41 | 139.0 |
| Gary Sheide, Brigham Young | 1973-74 | 594 | 358 | 31 | .603 | 4,524 | 45 | 138.8 |
| Dan Speltz, Cal St. Fullerton | 1988-89 | 583 | 350 | 19 | .600 | 4,595 | 33 | 138.4 |
| Mike Moschetti, Colorado | 1998-99 | 607 | 366 | 19 | .603 | 4,797 | 33 | 138.4 |
| Don McPherson, Syracuse | \$1983-87 | 687 | 367 | 29 | .534 | 5,812 | 46 | 138.1 |
| Joe Youngblood, Central Mich. | 1990-93 | 572 | 331 | 28 | .579 | 4,718 | 35 | 137.6 |
| Kerry Collins, Penn St. | 1991-94 | 657 | 370 | 21 | .563 | 5,304 | 39 | 137.3 |
| Sam King, UNLV | 1979-81 | 625 | 360 | 29 | .576 | 5,393 | 30 | 136.6 |

*Record. \$See page 10 for explanation. †Record for minimum 1,000 attempts.

SEASON PASSING EFFICIENCY

(Minimum 15 Attempts Per Game)

| Player, Team | Year | G | Att. | Cmp. | Int. | Pct. | Yds. | TD | Pts. |
|-----------------------------------|--------|----|------|------|------|-------|-------|----|-------|
| Shaun King, Tulane | †1998 | 11 | 328 | 223 | 6 | .680 | 3,232 | 36 | 183.3 |
| Stefan Lefors, Louisville | †2004 | 12 | 257 | 189 | 3 | .735 | 2,596 | 20 | 181.7 |
| Michael Vick, Virginia Tech | †1999 | 10 | 152 | 90 | 5 | .592 | 1,840 | 12 | 180.4 |
| Danny Wuerffel, Florida | †1995 | 11 | 325 | 210 | 10 | .646 | 3,266 | 35 | 178.4 |
| Jim McMahon, Brigham Young | #†1980 | 12 | 445 | 284 | 18 | .638 | 4,571 | 47 | 176.9 |
| Alex Smith, Utah | 2004 | 12 | 317 | 214 | 4 | .675 | 2,952 | 32 | 176.5 |
| Ty Detmer, Brigham Young | †1989 | 12 | 412 | 265 | 15 | .643 | 4,560 | 32 | 175.6 |
| Rudy Carpenter, Arizona St. | †2005 | 9 | 228 | 156 | 2 | .684 | 2,273 | 17 | 175.0 |
| Joe Hamilton, Georgia Tech | 1999 | 11 | 305 | 203 | 11 | .666 | 3,060 | 29 | 175.0 |
| Steve Sarkisian, Brigham Young | †1996 | 14 | 404 | 278 | 12 | .688 | 4,027 | 33 | 173.6 |
| Trent Dilfer, Fresno St. | †1993 | 11 | 333 | 217 | 4 | .652 | 3,276 | 28 | 173.1 |
| Jason Campbell, Auburn | 2004 | 13 | 270 | 188 | 7 | .696 | 2,700 | 20 | 172.9 |
| Kerry Collins, Penn St. | †1994 | 11 | 264 | 176 | 7 | .667 | 2,679 | 21 | 172.9 |
| Jerry Rhome, Tulsa | #†1964 | 10 | 326 | 224 | 4 | .687 | 2,870 | 32 | 172.6 |
| Chad Pennington, Marshall | 1999 | 12 | 405 | 275 | 11 | .679 | 3,799 | 37 | 171.4 |
| Rex Grossman, Florida | †2001 | 11 | 395 | 259 | 12 | .656 | 3,896 | 34 | 170.8 |
| Bart Hendricks, Boise St. | †2000 | 11 | 347 | 210 | 8 | .605 | 3,364 | 35 | 170.6 |
| Danny Wuerffel, Florida | 1996 | 12 | 360 | 207 | 13 | .575 | 3,625 | 39 | 170.6 |
| Philip Rivers, North Carolina St. | †2003 | 13 | 483 | 348 | 7 | .721 | 4,491 | 34 | 170.5 |
| Akili Smith, Oregon | 1998 | 11 | 325 | 191 | 7 | .588 | 3,307 | 30 | 170.4 |
| Bobby Hoying, Ohio St. | 1995 | 12 | 303 | 192 | 11 | .634 | 3,023 | 28 | 170.4 |
| Daunte Culpepper, UCF | 1998 | 11 | 402 | 296 | 7 | *.736 | 3,690 | 28 | 170.2 |

*Record. †National pass-efficiency champion. #National total-offense champion.

ANNUAL PASSING EFFICIENCY LEADERS

(% Minimum 11 Attempts Per Game)

1946—Bill Mackrides, Nevada, 176.9; **1947**—Bobby Layne, Texas, 138.9; **1948**—Stan Heath, Nevada, 157.2 (#); **1949**—Bob Williams, Notre Dame, 159.1; **1950**—Claude Arnold, Oklahoma, 157.3; **1951**—Dick Kazmaier, Princeton, 155.3 (#); **1952**—Ron Morris, Tulsa, 177.4; **1953**—Bob Garrett, Stanford, 142.2; **1954**—Pete Vann, Army, 166.5; **1955**—George Welsh, Navy, 146.1 (#); **1956**—Tom Flores, Pacific, 147.5; **1957**—Lee Grosscup, Utah, 175.5; **1958**—John Hangartner, Arizona St., 150.1; **1959**—Charley Johnson, New Mexico St., 135.7; **1960**—Eddie Wilson, Arizona, 140.8; **1961**—Ron DiGravio, Purdue, 140.1; **1962**—John Jacobs, Arizona St., 153.9; **1963**—Bob Berry, Oregon, 164.0; **1964**—Jerry Rhome, Tulsa, 172.6 (#).

(Minimum 15 Attempts Per Game)

1946—Ben Raimondi, Indiana, 117.0; **1947**—Charley Conerly, Mississippi, 125.8; **1948**—Stan Heath, Nevada, 157.2 (#); **1949**—Dick Doheny, Fordham, 153.3; **1950**—Dick Doheny, Fordham, 149.5; **1951**—Babe Parilli, Kentucky, 130.8; **1952**—Gene Rossi, Cincinnati, 149.7; **1953**—Bob Garrett, Stanford, 142.2; **1954**—Len Dawson, Purdue, 145.8; **1955**—George Welsh, Navy, 146.1 (#); **1956**—Bob Reinhart, San Jose St., 121.3; **1957**—Bob Newman, Washington St., 126.5 (#); **1958**—Randy Duncan, Iowa, 135.1; **1959**—Charley Johnson, New Mexico St., 135.7; **1960**—Charley Johnson, New Mexico St., 134.1; **1961**—Eddie Wilson, Arizona, 134.2; **1962**—Terry Baker, Oregon St., 146.5 (#); **1963**—Bob Berry, Oregon, 164.0; **1964**—Jerry Rhome, Tulsa, 172.6 (#).

(Minimum 15 Attempts Per Game)

| Year | Player, Team | G | Att. | Cmp. | Int. | Pct. | Yds. | TD | Pts. |
|------|-------------------------|----|------|------|------|------|-------|----|-------|
| 1965 | Steve Sloan, Alabama | 10 | 160 | 97 | 3 | .606 | 1,453 | 10 | 153.8 |
| 1966 | Dewey Warren, Tennessee | 10 | 229 | 136 | 7 | .594 | 1,716 | 18 | 142.2 |

| Year | Player, Team | G | Att. | Cmp. | Int. | Pct. | Yds. | TD | Pts. |
|------|--|----|------|------|------|------|-------|----|-------|
| 1967 | Bill Andrejko, Villanova..... | 10 | 187 | 114 | 6 | .610 | 1,405 | 13 | 140.6 |
| 1968 | Brian Dowling, Yale..... | 9 | 160 | 92 | 10 | .575 | 1,554 | 19 | 165.8 |
| 1969 | #Dennis Shaw, San Diego St. | 10 | 335 | 199 | 26 | .594 | 3,185 | 39 | 162.2 |
| 1970 | Jerry Tagge, Nebraska | 11 | 165 | 104 | 7 | .630 | 1,383 | 12 | 149.0 |
| 1971 | Jerry Tagge, Nebraska | 12 | 239 | 143 | 4 | .598 | 2,019 | 17 | 150.9 |
| 1972 | John Hufnagel, Penn St. | 11 | 216 | 115 | 8 | .532 | 2,039 | 15 | 148.0 |
| 1973 | Danny White, Arizona St. | 11 | 265 | 146 | 12 | .551 | 2,609 | 23 | 157.4 |
| 1974 | #Steve Joachim, Temple..... | 10 | 221 | 128 | 13 | .579 | 1,950 | 20 | 150.1 |
| 1975 | James Kubacki, Harvard | 8 | 137 | 77 | 9 | .562 | 1,273 | 11 | 147.6 |
| 1976 | Steve Haynes, Louisiana Tech..... | 10 | 216 | 120 | 11 | .556 | 1,981 | 16 | 146.9 |
| 1977 | Dave Wilson, Ball St. | 11 | 177 | 115 | 7 | .650 | 1,589 | 17 | 164.2 |
| 1978 | Paul McDonald, Southern California | 11 | 194 | 111 | 7 | .572 | 1,667 | 18 | 152.8 |

(See page 42 for annual leaders beginning in 1979)

#National total-offense champion. % In many seasons during 1946-64, only a few passers threw as many as 15 passes per game; thus, a lower minimum was used.

CAREER YARDS

| Player, Team | Years | Att. | Cmp. | Int. | Pct. | Yds. | TD | Long |
|--|-----------|--------|--------|------|------|--------|------|------|
| Timmy Chang, Hawaii..... | \$2000-04 | *2,436 | *1,388 | *80 | .570 | 17,072 | 117 | 75 |
| Ty Detmer, Brigham Young..... | 1988-91 | 1,530 | 958 | 65 | .626 | 15,031 | *121 | 76 |
| Philip Rivers, North Carolina St. | 2000-03 | 1,710 | 1,147 | 34 | .671 | 13,484 | 95 | 88 |
| Tim Rattay, Louisiana Tech | 1997-99 | 1,552 | 1,015 | 35 | .654 | 12,746 | 115 | 94 |
| Luke McCown, Louisiana Tech..... | 2000-03 | 1,775 | 1,063 | 62 | .599 | 12,666 | 87 | 80 |
| Chris Redman, Louisville..... | 1996-99 | 1,679 | 1,031 | 51 | .614 | 12,541 | 84 | 86 |
| Kliff Kingsbury, Texas Tech..... | 1999-02 | 1,883 | 1,231 | 40 | .654 | 12,429 | 95 | 75 |
| Byron Leftwich, Marshall | \$1998-02 | 1,442 | 939 | 28 | .651 | 11,903 | 89 | 86 |
| David Greene, Georgia..... | 2001-04 | 1,440 | 849 | 32 | .590 | 11,528 | 72 | 93 |
| Gino Guidugli, Cincinnati | 2001-04 | 1,556 | 880 | 48 | .566 | 11,453 | 78 | 80 |
| Todd Santos, San Diego St. | 1984-87 | 1,484 | 910 | 57 | .613 | 11,425 | 70 | 84 |
| Carson Palmer, Southern California | \$1998-02 | 1,515 | 895 | 49 | .591 | 11,388 | 71 | 93 |
| Tim Lester, Western Mich. | 1996-99 | 1,507 | 875 | 49 | .581 | 11,299 | 87 | 82 |
| Derek Anderson, Oregon St. | 2001-04 | 1,515 | 768 | 57 | .507 | 11,249 | 79 | 90 |
| Peyton Manning, Tennessee..... | 1994-97 | 1,381 | 863 | 33 | .625 | 11,201 | 89 | 80 |
| Eric Zeier, Georgia..... | 1991-94 | 1,402 | 838 | 37 | .598 | 11,153 | 67 | 80 |
| Charlie Frye, Akron..... | 2001-04 | 1,436 | 913 | 32 | .636 | 11,049 | 64 | 74 |
| Ryan Schneider, UCF..... | 2000-03 | 1,354 | 840 | 51 | .620 | 10,976 | 82 | 83 |
| Alex Van Pelt, Pittsburgh | 1989-92 | 1,463 | 845 | 59 | .578 | 10,913 | 64 | 91 |
| Drew Brees, Purdue | 1997-00 | 1,525 | 942 | 41 | .618 | 10,909 | 81 | 99 |
| David Neill, Nevada | 1998-01 | 1,376 | 763 | 33 | .555 | 10,903 | 73 | 91 |
| Danny Wuerffel, Florida..... | 1993-96 | 1,170 | 708 | 42 | .605 | 10,875 | 114 | 85 |
| Ben Roethlisberger, Miami (Ohio) | 2001-03 | 1,304 | 854 | 34 | .655 | 10,829 | 84 | 81 |
| Chad Pennington, Marshall..... | 1997-99 | 1,265 | 807 | 30 | .638 | 10,698 | 100 | 92 |
| Matt Leinart, Southern California..... | 2002-05 | 1,245 | 807 | 23 | .648 | 10,693 | 99 | 73 |
| Kevin Sweeney, Fresno St. | \$1982-86 | 1,336 | 731 | 48 | .547 | 10,623 | 66 | 95 |
| Andrew Walter, Arizona St. | 2001-04 | 1,416 | 777 | 36 | .549 | 10,617 | 85 | 85 |
| Brett Basanez, Northwestern..... | 2002-05 | 1,584 | 913 | 36 | .576 | 10,580 | 44 | 77 |
| Doug Flutie, Boston College..... | 1981-84 | 1,270 | 677 | 54 | .533 | 10,579 | 67 | 80 |
| Steve Stensstrom, Stanford..... | 1991-94 | 1,320 | 833 | 36 | .631 | 10,531 | 72 | 92 |

*Record. \$See page 10 for explanation.

**CAREER YARDS RECORD PROGRESSION
(Record Yards—Player, Team, Seasons Played)**

3,075—Billy Patterson, Baylor, 1936-38; **3,777**—Bud Schwenk, Washington-St. Louis, 1939-41; **4,004**—Johnny Rauch, Georgia, 1945-48; **4,736**—John Ford, Hardin-Simmons, 1947-50; **4,863**—Zeke Bratkowski, Georgia, 1951-53; **5,472**—Jerry Rhome, SMU, 1961, Tulsa, 1963-64; **6,495**—Billy Stevens, UTEP, 1965-67; **7,076**—Steve Ramsey, North Texas, 1967-69; **7,544**—Jim Plunkett, Stanford, 1968-70; **7,549**—John Reaves, Florida, 1969-71; **7,818**—Jack Thompson, Washington St., 1975-78; **9,188**—Mark Herrmann, Purdue, 1977-80; **9,536**—Jim McMahon, Brigham Young, 1977-78, 1980-81; **9,614**—Ben Bennett, Duke, 1980-83; **10,579**—Doug Flutie, Boston College, 1981-84; **10,623**—Kevin Sweeney, Fresno St., \$1982-86; **11,425**—Todd Santos, San Diego St., 1984-87; **15,031**—Ty Detmer, Brigham Young, 1988-91; **17,072**—Timmy Chang, Hawaii, \$2000-04.

\$See page 10 for explanation.

**CAREER YARDS PER GAME
(Minimum 5,000 yards; Player must have concluded his career)**

| Player, Team | Years | G | Att. | Cmp. | Int. | Pct. | Yds. | TD | Yd.PG |
|---------------------------------------|-----------|----|--------|--------|------|------|---------|------|-------|
| Tim Rattay, Louisiana Tech..... | 1997-99 | 33 | 1,552 | 1,015 | 35 | .654 | 12,746 | 115 | 386.2 |
| Ty Detmer, Brigham Young..... | 1988-91 | 46 | 1,530 | 958 | 65 | .626 | 15,031 | *121 | 326.8 |
| Timmy Chang, Hawaii..... | \$2000-04 | 53 | *2,436 | *1,388 | *80 | .570 | *17,072 | 117 | 322.1 |
| Chris Vargas, Nevada | 1992-93 | 20 | 806 | 502 | 34 | .623 | 6,359 | 47 | 318.0 |
| Mike Perez, San Jose St. | 1986-87 | 20 | 792 | 471 | 30 | .595 | 6,194 | 36 | 309.7 |
| Doug Gaynor, Long Beach St. | 1984-85 | 22 | 837 | 569 | 35 | .680 | 6,793 | 35 | 308.8 |
| Tony Eason, Illinois | 1981-82 | 22 | 856 | 526 | 29 | .614 | 6,608 | 37 | 300.4 |
| Steve Sarkisian, Brigham Young..... | 1995-96 | 25 | 789 | 528 | 26 | .669 | 7,464 | 53 | 298.6 |
| Chris Redman, Louisville..... | 1996-99 | 42 | 1,679 | 1,031 | 51 | .614 | 12,541 | 84 | 298.6 |
| Josh Heupel, Oklahoma | 1999-00 | 23 | 933 | 590 | 29 | .632 | 6,852 | 50 | 297.9 |
| Chad Pennington, Marshall | 1997-99 | 36 | 1,265 | 807 | 30 | .638 | 10,698 | 100 | 297.2 |
| David Klingler, Houston..... | 1988-91 | 32 | 1,268 | 732 | 38 | .577 | 9,466 | 91 | 295.8 |
| Luke McCown, Louisiana Tech..... | 2000-03 | 43 | 1,775 | 1,063 | 62 | .599 | 12,666 | 87 | 294.6 |
| Josh Wallwork, Wyoming..... | 1995-96 | 22 | 729 | 449 | 28 | .616 | 6,453 | 54 | 293.3 |
| Tim Couch, Kentucky..... | 1996-98 | 29 | 1,184 | 795 | 35 | .671 | 8,435 | 74 | 290.9 |
| Kliff Kingsbury, Texas Tech | 1999-02 | 43 | 1,883 | 1,231 | 40 | .654 | 12,429 | 95 | 289.0 |
| Ben Roethlisberger, Miami (Ohio)..... | 2001-03 | 38 | 1,304 | 854 | 34 | .655 | 10,829 | 84 | 285.0 |
| Daunte Culpepper, UCF..... | 1996-98 | 33 | 1,097 | 721 | 32 | .657 | 9,341 | 72 | 283.1 |

| Player, Team | Years | G | Att. | Cmp. | Int. | Pct. | Yds. | TD | Yd.PG |
|-----------------------------------|-----------|----|-------|-------|------|------|--------|----|-------|
| Ryan Schneider, UCF | 2000-03 | 39 | 1,354 | 840 | 51 | .620 | 10,976 | 82 | 281.4 |
| Brent Snyder, Utah St. | 1987-88 | 22 | 875 | 472 | 36 | .539 | 6,105 | 39 | 277.5 |
| Omar Jacobs, Bowling Green | 2003-05 | 25 | 811 | 523 | 11 | .645 | 6,937 | 71 | 277.5 |
| Byron Leftwich, Marshall | \$1998-02 | 43 | 1,442 | 939 | 28 | .651 | 11,903 | 89 | 276.8 |
| Philip Rivers, North Carolina St. | 2000-03 | 49 | 1,710 | 1,147 | 34 | .671 | 13,484 | 95 | 275.2 |
| Chris Weinke, Florida St. | 1997-00 | 36 | 1,107 | 650 | 32 | .587 | 9,839 | 79 | 273.3 |
| Drew Brees, Purdue | 1997-00 | 40 | 1,525 | 942 | 41 | .618 | 10,909 | 81 | 272.7 |
| David Neill, Nevada | 1998-01 | 40 | 1,376 | 763 | 33 | .555 | 10,903 | 73 | 272.6 |

*Record. \$See page 10 for explanation.

CAREER TOUCHDOWN PASSES

| Player, Team | Years | G | TD Passes |
|-----------------------------------|----------------|----|-----------|
| Ty Detmer, Brigham Young | 1988-91 | 46 | 121 |
| Timmy Chang, Hawaii | \$2000-04 | 53 | 117 |
| Tim Rattay, Louisiana Tech | 1997-99 | 33 | 115 |
| Danny Wuerffel, Florida | 1993-96 | 46 | 114 |
| Chad Pennington, Marshall | 1997-99 | 39 | 100 |
| Matt Leinart, Southern California | 2002-05 | 41 | 99 |
| Kliff Kingsbury, Texas Tech | 1999-02 | 43 | 95 |
| Philip Rivers, North Carolina St. | 2000-03 | 49 | 95 |
| David Klingler, Houston | 1988-91 | 32 | 91 |
| Peyton Manning, Tennessee | 1994-97 | 44 | 89 |
| Byron Leftwich, Marshall | \$1998-02 | 43 | 89 |
| Troy Kopp, Pacific | 1989-92 | 40 | 87 |
| Tim Lester, Western Mich. | 1996-99 | 44 | 87 |
| Luke McCown, Louisiana Tech | 2000-03 | 43 | 87 |
| Ken Dorsey, Miami (Fla.) | 1999-02 | 41 | 86 |
| Andrew Walter, Arizona St. | 2001-04 | 48 | 85 |
| Bruce Gradkowski, Toledo | 2002-05 | 50 | 85 |
| Jim McMahon, Brigham Young | 1977-78, 80-81 | 44 | 84 |
| Chris Redman, Louisville | 1996-99 | 42 | 84 |
| Ben Roethlisberger, Miami (Ohio) | 2001-03 | 38 | 84 |
| Paul Pinegar, Fresno St. | 2002-05 | 48 | 84 |
| Ryan Schneider, UCF | 2000-03 | 39 | 82 |
| Ryan Dinwiddie, Boise St. | 2000-03 | 45 | 82 |
| Joe Adams, Tennessee St. | 1977-80 | 41 | 81 |
| Drew Brees, Purdue | 1997-00 | 40 | 81 |
| Eli Manning, Mississippi | 2000-03 | 43 | 81 |
| Jason White, Oklahoma | \$1999-04 | 38 | 81 |
| Danny Wimprine, Memphis | 2001-04 | 46 | 81 |

\$See page 10 for explanation.

SEASON YARDS

| Player, Team | Year | G | Att. | Cmp. | Int. | Pct. | Yards | TD | Yds. Per Att. |
|-----------------------------------|-------|----|------|------|------|------|-------|-----|---------------|
| B.J. Symons, Texas Tech | 2003 | 13 | *719 | 470 | 22 | .654 | 5,833 | 52 | 8.11 |
| Ty Detmer, Brigham Young | 1990 | 12 | 562 | 361 | 28 | .642 | 5,188 | 41 | 9.23 |
| David Klingler, Houston | 1990 | 11 | 643 | 374 | 20 | .582 | 5,140 | *54 | 7.99 |
| Kliff Kingsbury, Texas Tech | 2002 | 14 | 712 | *479 | 13 | .673 | 5,017 | 45 | 7.05 |
| Tim Rattay, Louisiana Tech | 1998 | 12 | 559 | 380 | 13 | .680 | 4,943 | 46 | 8.84 |
| Sonny Cumbie, Texas Tech | 2004 | 12 | 642 | 421 | 18 | .656 | 4,742 | 32 | 7.39 |
| Andre Ware, Houston | 1989 | 11 | 578 | 365 | 15 | .631 | 4,699 | 46 | 8.13 |
| Jim McMahon, Brigham Young | †1980 | 12 | 445 | 284 | 18 | .638 | 4,571 | 47 | 10.27 |
| Ty Detmer, Brigham Young | †1989 | 12 | 412 | 265 | 15 | .643 | 4,560 | 32 | 11.07 |
| Philip Rivers, North Carolina St. | †2003 | 13 | 483 | 348 | 7 | .721 | 4,491 | 34 | 9.30 |
| Ben Roethlisberger, Miami (Ohio) | 2003 | 14 | 495 | 342 | 10 | .691 | 4,486 | 37 | 9.06 |
| Timmy Chang, Hawaii | 2002 | 14 | 624 | 349 | 22 | .559 | 4,474 | 25 | 7.17 |
| Cody Pickett, Washington | 2002 | 13 | 612 | 365 | 14 | .596 | 4,458 | 28 | 7.28 |
| Ryan Dinwiddie, Boise St. | 2003 | 14 | 446 | 276 | 7 | .619 | 4,356 | 31 | 9.77 |
| Scott Mitchell, Utah | 1988 | 11 | 533 | 323 | 15 | .606 | 4,322 | 29 | 8.11 |
| Colt Brennan, Hawaii | 2005 | 12 | 515 | 350 | 13 | .680 | 4,301 | 35 | 8.35 |
| David Carr, Fresno St. | 2001 | 13 | 476 | 308 | 7 | .647 | 4,299 | 42 | 9.03 |
| Tim Couch, Kentucky | 1998 | 11 | 553 | 400 | 15 | .723 | 4,275 | 36 | 7.73 |
| Robbie Bosco, Brigham Young | 1985 | 13 | 511 | 338 | 24 | .661 | 4,273 | 30 | 8.36 |
| Byron Leftwich, Marshall | 2002 | 12 | 491 | 331 | 10 | .674 | 4,268 | 30 | 8.69 |
| Chris Vargas, Nevada | 1993 | 11 | 490 | 331 | 18 | .676 | 4,265 | 34 | 8.70 |
| Timmy Chang, Hawaii | 2004 | 13 | 602 | 358 | 13 | .595 | 4,258 | 38 | 7.07 |
| Cody Hodges, Texas Tech | 2005 | 12 | 531 | 353 | 12 | .665 | 4,238 | 31 | 7.98 |
| Timmy Chang, Hawaii | 2003 | 13 | 601 | 353 | 20 | .587 | 4,199 | 29 | 6.99 |
| Chris Weinke, Florida St. | 2000 | 12 | 431 | 266 | 11 | .617 | 4,167 | 33 | 9.67 |
| Byron Leftwich, Marshall | 2001 | 12 | 470 | 315 | 7 | .670 | 4,132 | 38 | 8.79 |
| Josh Wallwork, Wyoming | 1996 | 12 | 458 | 286 | 15 | .625 | 4,090 | 33 | 8.93 |
| Derek Anderson, Oregon St. | 2003 | 13 | 510 | 261 | 24 | .512 | 4,058 | 24 | 7.96 |
| Chris Redman, Louisville | 1998 | 10 | 473 | 309 | 15 | .653 | 4,042 | 29 | 8.55 |
| Ty Detmer, Brigham Young | 1991 | 12 | 403 | 249 | 12 | .618 | 4,031 | 35 | 10.00 |
| Steve Sarkisian, Brigham Young | †1996 | 14 | 404 | 278 | 12 | .688 | 4,027 | 33 | 9.97 |
| Omar Jacobs, Bowling Green | 2004 | 12 | 462 | 309 | 4 | .669 | 4,002 | 41 | 8.66 |

*Record. †National pass-efficiency champion.

SEASON YARDS PER GAME

| Player, Team | Year | G | Att. | Cmp. | Int. | Pct. | Yards | TD | Yd.PG |
|-------------------------|------|----|------|------|------|------|--------|-----|-------|
| David Klingler, Houston | 1990 | 11 | 643 | 374 | 20 | .582 | 5,140 | *54 | 467.3 |
| B.J. Symons, Texas Tech | 2003 | 13 | *719 | 470 | 22 | .654 | *5,833 | 52 | 448.7 |



Arizona State Sports Information

Arizona State's Rudy Carpenter led Division I-A in passing efficiency with a rating of 175.0 as a freshman in 2005.

| Player, Team | Year | G | Att. | Cmp. | Int. | Pct. | Yards | TD | Yd.PG |
|-----------------------------|-------|----|------|------|------|------|-------|----|-------|
| Ty Detmer, Brigham Young | 1990 | 12 | 562 | 361 | 28 | .642 | 5,188 | 41 | 432.3 |
| Andre Ware, Houston | 1989 | 11 | 578 | 365 | 15 | .631 | 4,699 | 46 | 427.2 |
| Tim Rattay, Louisiana Tech | 1998 | 12 | 559 | 380 | 13 | .680 | 4,943 | 46 | 411.9 |
| Chris Redman, Louisville | 1998 | 10 | 473 | 309 | 15 | .653 | 4,042 | 29 | 404.2 |
| Mike Maxwell, Nevada | 1995 | 9 | 409 | 277 | 17 | .677 | 3,611 | 33 | 401.2 |
| Sonny Cumbie, Texas Tech | 2004 | 12 | 642 | 421 | 18 | .656 | 4,742 | 32 | 395.2 |
| Scott Mitchell, Utah | 1988 | 11 | 533 | 323 | 15 | .606 | 4,322 | 29 | 392.9 |
| Tim Rattay, Louisiana Tech | 1999 | 10 | 516 | 342 | 12 | .663 | 3,922 | 35 | 392.2 |
| Tim Couch, Kentucky | 1998 | 11 | 553 | 400 | 15 | .723 | 4,275 | 36 | 388.6 |
| Chris Vargas, Nevada | 1993 | 11 | 490 | 331 | 18 | .676 | 4,265 | 34 | 387.7 |
| Jim McMahon, Brigham Young | †1980 | 12 | 445 | 284 | 18 | .638 | 4,571 | 47 | 380.9 |
| Ty Detmer, Brigham Young | †1989 | 12 | 412 | 265 | 15 | .643 | 4,560 | 32 | 380.0 |
| Troy Kopp, Pacific | 1990 | 9 | 428 | 243 | 14 | .568 | 3,311 | 31 | 367.9 |
| David Neill, Nevada | 1998 | 9 | 344 | 199 | 9 | .578 | 3,249 | 29 | 361.0 |
| Colt Brennan, Hawaii | 2005 | 12 | 515 | 350 | 13 | .680 | 4,301 | 35 | 358.4 |
| Kliff Kingsbury, Texas Tech | 2002 | 14 | 712 | *479 | 13 | .673 | 5,017 | 45 | 358.4 |
| Byron Leftwich, Marshall | 2002 | 12 | 491 | 331 | 10 | .674 | 4,268 | 30 | 355.7 |
| Jim McMahon, Brigham Young | †1981 | 10 | 423 | 272 | 7 | .643 | 3,555 | 30 | 355.5 |
| Steve Young, Brigham Young | †1983 | 11 | 429 | 306 | 10 | .713 | 3,902 | 33 | 354.7 |
| Rex Grossman, Florida | †2001 | 11 | 395 | 259 | 12 | .656 | 3,896 | 34 | 354.2 |
| Cody Hodges, Texas Tech | 2005 | 12 | 531 | 353 | 12 | .665 | 4,238 | 31 | 353.2 |
| Tim Couch, Kentucky | 1997 | 11 | 547 | 363 | 19 | .664 | 3,884 | 37 | 353.1 |
| Tim Rattay, Louisiana Tech | †1997 | 11 | 477 | 293 | 10 | .614 | 3,881 | 34 | 352.8 |

*Record. †National pass-efficiency champion.

SEASON TOUCHDOWN PASSES

| Player, Team | Year | G | TD Passes |
|-----------------------------------|------|----|-----------|
| David Klingler, Houston | 1990 | 11 | 54 |
| B.J. Symons, Texas Tech | 2003 | 13 | 52 |
| Jim McMahon, Brigham Young | 1980 | 12 | 47 |
| Andre Ware, Houston | 1989 | 11 | 46 |
| Tim Rattay, Louisiana Tech | 1998 | 12 | 46 |
| Kliff Kingsbury, Texas Tech | 2002 | 14 | 45 |
| David Carr, Fresno St. | 2001 | 13 | 42 |
| Ty Detmer, Brigham Young | 1990 | 12 | 41 |
| Omar Jacobs, Bowling Green | 2004 | 12 | 41 |
| Jason White, Oklahoma | 2003 | 14 | 40 |
| Dennis Shaw, San Diego St. | 1969 | 10 | 39 |
| Danny Wuerffel, Florida | 1996 | 12 | 39 |
| Chad Pennington, Marshall | 1997 | 12 | 39 |
| Doug Williams, Grambling | 1977 | 11 | 38 |
| Byron Leftwich, Marshall | 2001 | 12 | 38 |
| Matt Leinart, Southern California | 2003 | 13 | 38 |
| Timmy Chang, Hawaii | 2004 | 13 | 38 |
| Troy Kopp, Pacific | 1991 | 12 | 37 |
| Tim Couch, Kentucky | 1997 | 11 | 37 |
| Chad Pennington, Marshall | 1999 | 12 | 37 |
| Ben Roethlisberger, Miami (Ohio) | 2003 | 14 | 37 |
| Rod Rutherford, Pittsburgh | 2003 | 13 | 37 |
| Peyton Manning, Tennessee | 1997 | 12 | 36 |
| Shaun King, Tulane | 1998 | 11 | 36 |
| Tim Couch, Kentucky | 1998 | 11 | 36 |
| Drew Brees, Purdue | 1998 | 12 | 36 |

CAREER YARDS PER ATTEMPT

(Minimum 900 Attempts; Player must have concluded his career)

| Player, Team | Years | Att. | Cmp. | Pct. | Yards | Per Cmp. | Per Att. |
|-----------------------------------|----------------|-------|-------|-------|--------|----------|----------|
| Ryan Dinwiddie, Boise St. | 2000-03 | 992 | 622 | .627 | 9,819 | *15.79 | 9.90 |
| Ty Detmer, Brigham Young | 1988-91 | 1,530 | 958 | .626 | 15,031 | 15.69 | 9.82 |
| Danny Wuerffel, Florida | 1993-96 | 1,170 | 708 | .605 | 10,875 | 15.36 | 9.29 |
| Jim McMahon, Brigham Young | 1977-78, 80-81 | 1,060 | 653 | .616 | 9,536 | 14.60 | 9.00 |
| Marvin Graves, Syracuse | 1990-93 | 943 | 563 | .597 | 8,466 | 15.04 | 8.98 |
| Donovan McNabb, Syracuse | 1995-98 | 938 | 548 | .584 | 8,389 | 15.31 | 8.94 |
| Chris Weinke, Florida St. | 1997-00 | 1,107 | 650 | .587 | 9,839 | 15.14 | 8.89 |
| Billy Blanton, San Diego St. | 1993-96 | 920 | 588 | .639 | 8,165 | 13.89 | 8.88 |
| Joe Hamilton, Georgia Tech | 1996-99 | 1,020 | 629 | .617 | 8,882 | 14.12 | 8.71 |
| Cade McNown, UCLA | 1995-98 | 1,153 | 646 | .560 | 10,008 | 15.49 | 8.68 |
| John Walsh, Brigham Young | 1991-94 | 973 | 587 | .603 | 8,375 | 14.27 | 8.61 |
| Chuck Long, Iowa | †1981-85 | 1,072 | 692 | .646 | 9,210 | 13.31 | 8.59 |
| Matt Leinart, Southern California | 2002-05 | 1,245 | 807 | .648 | 10,693 | 13.30 | 8.59 |
| Steve Young, Brigham Young | 1981-83 | 908 | 592 | .652 | 7,733 | 13.06 | 8.52 |
| Daunte Culpepper, UCF | 1996-98 | 1,097 | 721 | .657 | 9,341 | 12.96 | 8.52 |
| Chad Pennington, Marshall | 1997-99 | 1,265 | 807 | .638 | 10,698 | 13.26 | 8.45 |
| Robbie Bosco, Brigham Young | 1983-85 | 997 | 638 | .640 | 8,400 | 13.17 | 8.43 |
| Dan McGwire, Iowa/San Diego St. | 1986-87, 89-90 | 973 | 575 | .591 | 8,164 | 14.20 | 8.39 |
| Doug Flutie, Boston College | 1981-84 | 1,270 | 677 | .533 | 10,579 | 15.63 | 8.33 |
| Ben Roethlisberger, Miami (Ohio) | 2001-03 | 1,304 | 854 | .655 | 10,829 | 12.68 | 8.30 |
| Ken Dorsey, Miami (Fla.) | 1999-02 | 1,153 | 668 | .579 | 9,565 | 14.32 | 8.30 |
| Byron Leftwich, Marshall | †1998-02 | 1,442 | 939 | .651 | 11,903 | 12.68 | 8.25 |
| Bruce Gradkowski, Toledo | 2002-05 | 1,123 | 766 | #.682 | 9,225 | 12.04 | 8.21 |
| Tim Rattay, Louisiana Tech | 1997-99 | 1,552 | 1,015 | .654 | 12,746 | 12.56 | 8.21 |
| Marc Wilson, Brigham Young | 1977-79 | 937 | 535 | .571 | 7,637 | 14.27 | 8.15 |

| Player, Team | Years | Att. | Cmp. | Pct. | Yards | Yards | |
|--|---------|-------|------|------|--------|----------|----------|
| | | | | | | Per Cmp. | Per Att. |
| Peyton Manning, Tennessee | 1994-97 | 1,381 | 863 | .625 | 11,201 | 12.98 | 8.11 |
| Ryan Schneider, UCF | 2000-03 | 1,354 | 840 | .620 | 10,976 | 13.07 | 8.11 |
| Rob Johnson, Southern California | 1991-94 | 963 | 623 | .647 | 7,743 | 12.43 | 8.04 |
| Kevin Feterik, Brigham Young | 1996-99 | 1,004 | 609 | .607 | 8,065 | 13.24 | 8.03 |
| David Greene, Georgia | 2001-04 | 1,440 | 849 | .590 | 11,528 | 13.58 | 8.01 |

*Record. \$See page 10 for explanation. #Record for minimum 1,000 attempts.

SINGLE-GAME YARDS

| Yds. | Player, Team (Opponent) | Date |
|------|--|----------------|
| 716 | David Klingler, Houston (Arizona St.) | Dec. 2, 1990 |
| 690 | Matt Vogler, TCU (Houston) | Nov. 3, 1990 |
| 661 | B.J. Symons, Texas Tech (Mississippi) | Sept. 27, 2003 |
| 643 | Cody Hodges, Texas Tech (Kansas St.) | Oct. 15, 2005 |
| 637 | Brian Lindgren, Idaho (Middle Tenn.) | Oct. 6, 2001 |
| 631 | Scott Mitchell, Utah (Air Force) | Oct. 15, 1988 |
| 622 | Jeremy Leach, New Mexico (Utah) | Nov. 11, 1989 |
| 621 | Dave Wilson, Illinois (Ohio St.) | Nov. 8, 1980 |
| 619 | John Walsh, Brigham Young (Utah St.) | Oct. 30, 1993 |
| 613 | Jimmy Klingler, Houston (Rice) | Nov. 28, 1992 |
| 611 | David Neill, Nevada (New Mexico St.) | Oct. 10, 1998 |
| 599 | Ty Detmer, Brigham Young (San Diego St.) | Nov. 16, 1991 |
| 592 | Chris Redman, Louisville (East Caro.) | Nov. 14, 1998 |
| 590 | Tim Rattay, Louisiana Tech (Nebraska) | Aug. 29, 1998 |
| 586 | B.J. Symons, Texas Tech (North Carolina St.) | Sept. 20, 2003 |
| 585 | Robbie Bosco, Brigham Young (New Mexico) | Oct. 19, 1985 |
| 572 | David Klingler, Houston (Eastern Wash.) | Nov. 17, 1990 |
| 571 | Marc Wilson, Brigham Young (Utah) | Nov. 5, 1977 |
| 568 | David Lowery, San Diego St. (Brigham Young) | Nov. 16, 1991 |
| 565 | Jim McMahon, Brigham Young (Utah) | Nov. 21, 1981 |

SINGLE-GAME ATTEMPTS

| No. | Player, Team (Opponent) | Date |
|-----|---|----------------|
| 83 | Drew Brees, Purdue (Wisconsin) | Oct. 10, 1998 |
| 79 | Matt Vogler, TCU (Houston) | Nov. 3, 1990 |
| 78 | Rusty LaRue, Wake Forest (Duke) | Oct. 28, 1995 |
| 76 | David Klingler, Houston (SMU) | Oct. 20, 1990 |
| 75 | Chris Vargas, Nevada (McNeese St.) | Sept. 19, 1992 |
| 73 | Shane Montgomery, North Carolina St. (Duke) | Nov. 11, 1989 |
| 73 | Troy Kopp, Pacific (Hawaii) | Oct. 27, 1990 |
| 73 | Jeff Handy, Missouri (Oklahoma St.) | Oct. 17, 1992 |
| 72 | Matt Vagler, TCU (Texas Tech) | Nov. 10, 1990 |
| 72 | Luke McCown, Louisiana Tech (Miami [Fla.]) | Oct. 28, 2000 |
| 71 | Sandy Schwab, Northwestern (Michigan) | Oct. 23, 1982 |
| 71 | Jimmy Klingler, Houston (Rice) | Nov. 28, 1992 |
| 71 | Brian Lindgren, Idaho (Middle Tenn.) | Oct. 6, 2001 |
| 70 | Dave Telford, Fresno St. (Utah St.) | Nov. 14, 1987 |
| 70 | David Klingler, Houston (Arizona St.) | Dec. 2, 1990 |
| 70 | David Klingler, Houston (Texas Tech) | Nov. 30, 1991 |
| 70 | Kliff Kingsbury, Texas Tech (Missouri) | Oct. 19, 2002 |
| 70 | Timmy Chang, Hawaii (Rice) | Sept. 27, 2003 |
| 70 | Kent Smith, Central Mich. (Western Mich.) | Nov. 12, 2005 |
| 70 | Brett Basanez, Northwestern (UCLA) | Dec. 30, 2005 |

SINGLE-GAME COMPLETIONS

| No. | Player, Team (Opponent) | Date |
|-----|---|----------------|
| 55 | Rusty LaRue, Wake Forest (Duke) | Oct. 28, 1995 |
| 55 | Drew Brees, Purdue (Wisconsin) | Oct. 10, 1998 |
| 50 | Rusty LaRue, Wake Forest (North Carolina St.) | Nov. 18, 1995 |
| 49 | Brian Lindgren, Idaho (Middle Tenn.) | Oct. 6, 2001 |
| 49 | Kliff Kingsbury, Texas Tech (Texas A&M) | Oct. 5, 2002 |
| 49 | Kliff Kingsbury, Texas Tech (Missouri) | Oct. 19, 2002 |
| 49 | Bruce Gradkowski, Toledo (Pittsburgh) | Sept. 20, 2003 |
| 48 | David Klingler, Houston (SMU) | Oct. 20, 1990 |
| 47 | Tim Couch, Kentucky (Arkansas) | Oct. 3, 1998 |
| 47 | Luke McCown, Louisiana Tech (Auburn) | Oct. 21, 2000 |
| 46 | Jimmy Klingler, Houston (Rice) | Nov. 28, 1992 |
| 46 | Scott Milanovich, Maryland (Florida St.) | Nov. 18, 1995 |
| 46 | Tim Rattay, Louisiana Tech (Nebraska) | Aug. 29, 1998 |
| 46 | Tim Rattay, Louisiana Tech (UCF) | Oct. 23, 1999 |
| 46 | Kent Smith, Central Mich. (Western Mich.) | Nov. 12, 2005 |
| 45 | Sandy Schwab, Northwestern (Michigan) | Oct. 23, 1982 |
| 45 | Tim Rattay, Louisiana Tech (Texas A&M) | Sept. 4, 1999 |
| 45 | B.J. Symons, Texas Tech (Iowa St.) | Oct. 11, 2003 |

ALL-TIME BEST RECORDS BY A STARTING QUARTERBACK
(Minimum 25 starts)

| Name, Team, Years | Starting Record# | Winning Pct. |
|---------------------------------------|------------------|--------------|
| Jimmy Harris, Oklahoma, 1954-56 | 25-0-0 | 1.000 |
| Chuck Ealey, Toledo, 1969-71 | 35-0-0 | 1.000 |
| Steve Davis, Oklahoma, 1973-75 | 32-1-1 | .956 |

Southern California Sports Information



Matt Leinart of Southern California finished his storied career as a Trojan with a 37-2 mark as a starting quarterback. His .949 winning percentage is fifth-highest among Division I-A quarterbacks with at least 25 starts.

| Name, Team, Years | Starting Record# | Winning Pct. |
|--|------------------|--------------|
| Ken Dorsey, Miami (Fla.), 1999-02 | 38-2-0 | .950 |
| Matt Leinart, Southern California, 2002-05 | 37-2-0 | .949 |
| Jerry Tagge, Nebraska, 1969-71 | 24-1-1 | .942 |
| Vince Young, Texas, 2003-05 | 30-2-0 | .938 |
| Jay Barker, Alabama, 1991-94 | 35-2-1 | .934 |
| Turner Gill, Nebraska, 1981-83 | 28-2-0 | .933 |
| Gino Toretta, Miami (Fla.), 1989-92 | 26-2-0 | .929 |
| Tommie Frazier, Nebraska, 1992-95 | 33-3-0 | .917 |
| Chris Weinke, Florida St., 1998-00 | 32-3-0 | .914 |
| Jamelle Holieway, Oklahoma, 1985-88 | 30-3-0 | .909 |
| Danny Wuerffel, Florida, 1993-96 | 32-3-1 | .903 |
| Buck Belue, Georgia, 1978-81 | 27-3-0 | .900 |
| Craig Krenzel, Ohio St., 2001-03 | 24-3-0 | .889 |
| Chad Pennington, Marshall, 1995, 97-99 | 45-6-0 | .882 |
| J.C. Watts, Oklahoma, 1978-80 | 22-3-0 | .880 |
| Tee Martin, Tennessee, 1996-99 | 22-3-0 | .880 |
| Jason White, Oklahoma, 1999-04 | 27-4-0 | .871 |
| Peyton Manning, Tennessee, 1994-97 | 39-6-0 | .867 |
| Lance McIlhenny, SMU, 1980-83 | 34-5-1 | .863 |
| Danny Kanell, Florida St., 1993-95 | 21-3-1 | .860 |

#Ties are counted as half won, half lost. \$See page 10 for explanation.

ANNUAL CHAMPIONS

| Year | Player, Team | Class | Att. | Cmp. | Int. | Pct. | Yds. | TD |
|------|-----------------------------------|-------|------|------|------|------|-------|----|
| 1937 | Davey O'Brien, TCU | Jr. | 234 | 94 | 18 | .402 | 969 | — |
| 1938 | Davey O'Brien, TCU | Sr. | 167 | 93 | 4 | .557 | 1,457 | — |
| 1939 | Kay Eakin, Arkansas | Sr. | 193 | 78 | 18 | .404 | 962 | — |
| 1940 | Billy Sewell, Washington St. | Sr. | 174 | 86 | 17 | .494 | 1,023 | — |
| 1941 | Bud Schwenk, Washington-St. Louis | Sr. | 234 | 114 | 19 | .487 | 1,457 | — |
| 1942 | Ray Evans, Kansas | Jr. | 200 | 101 | 9 | .505 | 1,117 | — |
| 1943 | Johnny Cook, Georgia | Fr. | 157 | 73 | 20 | .465 | 1,007 | — |
| 1944 | Paul Rickards, Pittsburgh | So. | 178 | 84 | 20 | .472 | 997 | — |
| 1945 | Al Dekdebrun, Cornell | Sr. | 194 | 90 | 15 | .464 | 1,227 | — |
| 1946 | Travis Tidwell, Auburn | Fr. | 158 | 79 | 10 | .500 | 943 | 5 |
| 1947 | Charlie Conerly, Mississippi | Sr. | 233 | 133 | 7 | .571 | 1,367 | 18 |
| 1948 | Stan Heath, Nevada | Sr. | 222 | 126 | 9 | .568 | 2,005 | 22 |
| 1949 | Adrian Burk, Baylor | Sr. | 191 | 110 | 6 | .576 | 1,428 | 14 |
| 1950 | Don Heinrich, Washington | Jr. | 221 | 134 | 9 | .606 | 1,846 | 14 |
| 1951 | Don Klosterman, Loyola Marymount | Sr. | 315 | 159 | 21 | .505 | 1,843 | 9 |
| 1952 | Don Heinrich, Washington | Sr. | 270 | 137 | 17 | .507 | 1,647 | 13 |
| 1953 | Bob Garrett, Stanford | Sr. | 205 | 118 | 10 | .576 | 1,637 | 17 |
| 1954 | Paul Larson, California | Sr. | 195 | 125 | 8 | .641 | 1,537 | 10 |
| 1955 | George Welsh, Navy | Sr. | 150 | 94 | 6 | .627 | 1,319 | 8 |
| 1956 | John Brodie, Stanford | Sr. | 240 | 139 | 14 | .579 | 1,633 | 12 |
| 1957 | Ken Ford, Hardin-Simmons | Sr. | 205 | 115 | 11 | .561 | 1,254 | 14 |
| 1958 | Buddy Humphrey, Baylor | Sr. | 195 | 112 | 8 | .574 | 1,316 | 7 |
| 1959 | Dick Norman, Stanford | Jr. | 263 | 152 | 12 | .578 | 1,963 | 11 |
| 1960 | Harold Stephens, Hardin-Simmons | Sr. | 256 | 145 | 14 | .566 | 1,254 | 3 |
| 1961 | Chon Gallegos, San Jose St. | Sr. | 197 | 117 | 13 | .594 | 1,480 | 14 |
| 1962 | Don Trull, Baylor | Jr. | 229 | 125 | 12 | .546 | 1,627 | 11 |
| 1963 | Don Trull, Baylor | Sr. | 308 | 174 | 12 | .565 | 2,157 | 12 |
| 1964 | Jerry Rhome, Tulsa | Sr. | 326 | 224 | 4 | .687 | 2,870 | 32 |
| 1965 | Bill Anderson, Tulsa | Sr. | 509 | 296 | 14 | .582 | 3,464 | 30 |
| 1966 | John Eckman, Wichita St. | Jr. | 458 | 195 | *34 | .426 | 2,339 | 7 |
| 1967 | Terry Stone, New Mexico | Jr. | 336 | 160 | 19 | .476 | 1,946 | 9 |
| 1968 | Chuck Hixson, SMU | So. | 468 | 265 | 23 | .566 | 3,103 | 21 |
| 1969 | John Reaves, Florida | So. | 396 | 222 | 19 | .561 | 2,896 | 24 |

Beginning in 1970, ranked on per-game (instead of total) completions

| Year | Player, Team | Class | G | Att. | Cmp. | Avg. | Int. | Pct. | Yds. | TD |
|------|------------------------------|-------|----|------|------|------|------|------|-------|----|
| 1970 | Sonny Sixkiller, Washington | So. | 10 | 362 | 186 | 18.6 | 22 | .514 | 2,303 | 15 |
| 1971 | Brian Sipe, San Diego St. | Sr. | 11 | 369 | 196 | 17.8 | 21 | .531 | 2,532 | 17 |
| 1972 | Don Strock, Virginia Tech | Sr. | 11 | 427 | 228 | 20.7 | 27 | .534 | 3,243 | 16 |
| 1973 | Jesse Freitas, San Diego St. | Sr. | 11 | 347 | 227 | 20.6 | 17 | .654 | 2,993 | 21 |
| 1974 | Steve Bartkowski, California | Sr. | 11 | 325 | 182 | 16.5 | 7 | .560 | 2,580 | 12 |
| 1975 | Craig Penrose, San Diego St. | Sr. | 11 | 349 | 198 | 18.0 | 24 | .567 | 2,660 | 15 |
| 1976 | Tommy Kramer, Rice | Sr. | 11 | 501 | 269 | 24.5 | 19 | .537 | 3,317 | 21 |
| 1977 | Guy Benjamin, Stanford | Sr. | 10 | 330 | 208 | 20.8 | 15 | .630 | 2,521 | 19 |
| 1978 | Steve Dils, Stanford | Sr. | 11 | 391 | 247 | 22.5 | 15 | .632 | 2,943 | 22 |

Beginning in 1979, ranked on passing efficiency rating points (instead of per-game completions)

| Year | Player, Team | Class | G | Att. | Cmp. | Int. | Pct. | Yds. | TD | Pts. |
|------|--------------------------------|-------|----|------|------|------|-------|-------|----|-------|
| 1979 | Turk Schonert, Stanford | Sr. | 11 | 221 | 148 | 6 | .670 | 1,922 | 19 | 163.0 |
| 1980 | Jim McMahon, Brigham Young | Jr. | 12 | 445 | 284 | 18 | .638 | 4,571 | 47 | 176.9 |
| 1981 | Jim McMahon, Brigham Young | Sr. | 10 | 423 | 272 | 7 | .643 | 3,555 | 30 | 155.0 |
| 1982 | Tom Ramsey, UCLA | Sr. | 11 | 311 | 191 | 10 | .614 | 2,824 | 21 | 153.5 |
| 1983 | Steve Young, Brigham Young | Sr. | 11 | 429 | 306 | 10 | *.713 | 3,902 | 33 | 168.5 |
| 1984 | Doug Flutie, Boston College | Sr. | 11 | 386 | 233 | 11 | .604 | 3,454 | 27 | 152.9 |
| 1985 | Jim Harbaugh, Michigan | Jr. | 11 | 212 | 139 | 6 | .656 | 1,913 | 18 | 163.7 |
| 1986 | Vinny Testaverde, Miami (Fla.) | Sr. | 10 | 276 | 175 | 9 | .634 | 2,557 | 26 | 165.8 |
| 1987 | Don McPherson, Syracuse | Sr. | 11 | 229 | 129 | 11 | .563 | 2,341 | 22 | 164.3 |
| 1988 | Timm Rosenbach, Washington St. | Jr. | 11 | 302 | 199 | 10 | .659 | 2,791 | 23 | 162.0 |
| 1989 | Ty Detmer, Brigham Young | So. | 12 | 412 | 265 | 15 | .643 | 4,560 | 32 | 175.6 |
| 1990 | Shawn Moore, Virginia | Sr. | 10 | 241 | 144 | 8 | .598 | 2,262 | 21 | 160.7 |

| Year | Player, Team | Class | G | Att. | Cmp. | Int. | Pct. | Yds. | TD | Pts. |
|------|-----------------------------------|-------|----|------|------|------|------|-------|----|-------|
| 1991 | Elvis Grbac, Michigan | Jr. | 11 | 228 | 152 | 5 | .667 | 1,955 | 24 | 169.0 |
| 1992 | Elvis Grbac, Michigan | Sr. | 9 | 169 | 112 | 12 | .663 | 1,465 | 15 | 154.2 |
| 1993 | Trent Difter, Fresno St. | Jr. | 11 | 333 | 217 | 4 | .652 | 3,276 | 28 | 173.1 |
| 1994 | Kerry Collins, Penn St. | Sr. | 11 | 264 | 176 | 7 | .667 | 2,679 | 21 | 172.9 |
| 1995 | Danny Wuerffel, Florida | Jr. | 11 | 325 | 210 | 10 | .646 | 3,266 | 35 | 178.4 |
| 1996 | Steve Sarkisian, Brigham Young | Sr. | 14 | 404 | 278 | 12 | .688 | 4,027 | 33 | 173.6 |
| 1997 | Cade McNown, UCLA | Jr. | 11 | 283 | 173 | 5 | .611 | 2,877 | 22 | 168.6 |
| 1998 | Shaun King, Tulane | Sr. | 11 | 328 | 223 | 6 | .680 | 3,232 | 36 | 183.3 |
| 1999 | Michael Vick, Virginia Tech | So. | 10 | 152 | 90 | 5 | .592 | 1,840 | 12 | 180.4 |
| 2000 | Bart Hendricks, Boise St. | Sr. | 11 | 347 | 210 | 8 | .605 | 3,364 | 35 | 170.6 |
| 2001 | Rex Grossman, Florida | So. | 11 | 395 | 259 | 12 | .656 | 3,896 | 34 | 170.8 |
| 2002 | Brad Banks, Iowa | Sr. | 13 | 294 | 170 | 5 | .578 | 2,573 | 26 | 157.1 |
| 2003 | Philip Rivers, North Carolina St. | Sr. | 13 | 483 | 348 | 7 | .721 | 4,491 | 34 | 170.5 |
| 2004 | Stefan Lefors, Louisville | Sr. | 12 | 257 | 189 | 3 | .735 | 2,596 | 20 | 181.7 |
| 2005 | Rudy Carpenter, Arizona St. | Fr. | 9 | 228 | 156 | 2 | .684 | 2,273 | 17 | 175.0 |

*Record.

Receiving

CAREER RECEPTIONS PER GAME

(Minimum 125 Receptions; Player must have concluded his career)

| Player, Team | Years | G | Rec. | Yards | TD | Rec.PG |
|---------------------------------------|-------------|----|------|--------|-----|--------|
| Manny Hazard, Houston | 1989-90 | 21 | 220 | 2,635 | 31 | 10.5 |
| Alex Van Dyke, Nevada | 1994-95 | 22 | 227 | 3,100 | 26 | 10.3 |
| Howard Twilley, Tulsa | 1963-65 | 26 | 261 | 3,343 | 32 | 10.0 |
| Jason Phillips, Houston | 1987-88 | 22 | 207 | 2,319 | 18 | 9.4 |
| Troy Edwards, Louisiana Tech | 1996-98 | 34 | 280 | 4,352 | *50 | 8.2 |
| Bryan Reeves, Nevada | 1992-93 | 21 | 172 | 2,476 | 27 | 8.2 |
| Kevin Curtis, Utah St. | 2001-02 | 22 | 174 | 2,789 | 19 | 7.9 |
| Nate Burleson, Nevada | 2000-02 | 32 | 248 | 3,293 | 22 | 7.8 |
| Siaha Burley, UCF | 1997-98 | 22 | 165 | 2,248 | 15 | 7.5 |
| David Williams, Illinois | 1983-85 | 33 | 245 | 3,195 | 22 | 7.4 |
| Geoff Noisy, Nevada | 1995-98 | 40 | 295 | 4,249 | 21 | 7.4 |
| James Dixon, Houston | 1987-88 | 22 | 161 | 1,762 | 14 | 7.3 |
| John Love, North Texas | 1965-66 | 20 | 144 | 2,124 | 17 | 7.2 |
| Fred Gilbert, UCLA/Houston | 1989, 91-92 | 22 | 158 | 1,672 | 14 | 7.2 |
| Ron Sellers, Florida St. | 1966-68 | 30 | 212 | 3,598 | 23 | 7.1 |
| Keyshawn Johnson, Southern California | 1994-95 | 21 | 148 | 2,358 | 12 | 7.1 |
| Nakia Jenkins, Utah St. | 1996-97 | 22 | 155 | 2,483 | 14 | 7.0 |
| Barry Moore, North Texas | 1968-69 | 20 | 140 | 2,183 | 12 | 7.0 |
| Taylor Stubblefield, Purdue | 2001-04 | 45 | *316 | 3,433 | 19 | 6.9 |
| Arnold Jackson, Louisville | 1997-00 | 44 | 300 | 3,670 | 31 | 6.8 |
| Dante Ridgeway, Ball St. | 2002-04 | 35 | 238 | 3,030 | 22 | 6.8 |
| Mike Kelly, Davidson | 1967-69 | 23 | 156 | 2,114 | 17 | 6.8 |
| Paris Warren, Utah | 2002-04 | 23 | 156 | 1,885 | 16 | 6.8 |
| Guy Liggins, San Jose St. | 1986-87 | 22 | 149 | 2,191 | 16 | 6.8 |
| Trevor Insley, Nevada | 1996-99 | 44 | 298 | *5,005 | 35 | 6.8 |

*Record.

SEASON RECEPTIONS PER GAME

| Player, Team | Year | G | Rec. | Yards | TD | Rec.PG |
|------------------------------|-------|----|------|--------|-----|--------|
| Howard Twilley, Tulsa | †1965 | 10 | 134 | 1,779 | 16 | 13.4 |
| Manny Hazard, Houston | †1989 | 11 | *142 | 1,689 | 22 | 12.9 |
| Trevor Insley, Nevada | †1999 | 11 | 134 | *2,060 | 13 | 12.2 |
| Alex Van Dyke, Nevada | †1995 | 11 | 129 | 1,854 | 16 | 11.7 |
| Troy Edwards, Louisiana Tech | †1998 | 12 | 140 | 1,996 | *27 | 11.7 |
| Nate Burleson, Nevada | †2002 | 12 | 138 | 1,629 | 12 | 11.5 |
| Damond Wilkins, Nevada | †1996 | 11 | 114 | 1,121 | 4 | 10.4 |
| Chris Daniels, Purdue | 1999 | 11 | 109 | 1,133 | 5 | 9.9 |
| J.R. Tolver, San Diego St. | 2002 | 13 | 128 | 1,785 | 13 | 9.9 |
| Jason Phillips, Houston | †1988 | 11 | 108 | 1,444 | 15 | 9.8 |
| Fred Gilbert, Houston | †1991 | 11 | 106 | 957 | 7 | 9.6 |
| Jaijuan Dawson, Tulane | 1999 | 10 | 96 | 1,051 | 8 | 9.6 |
| Dante Ridgeway, Ball St. | †2004 | 11 | 105 | 1,399 | 8 | 9.6 |
| Howard Twilley, Tulsa | †1964 | 10 | 95 | 1,178 | 13 | 9.5 |
| Jerry Hendren, Idaho | †1969 | 10 | 95 | 1,452 | 12 | 9.5 |
| Chris Penn, Tulsa | †1993 | 11 | 105 | 1,578 | 12 | 9.5 |
| Sherman Smith, Houston | †1992 | 11 | 103 | 923 | 6 | 9.4 |
| Eugene Baker, Kent St. | †1997 | 11 | 103 | 1,549 | 18 | 9.4 |
| James Dixon, Houston | 1988 | 11 | 102 | 1,103 | 11 | 9.3 |
| Troy Edwards, Louisiana Tech | 1997 | 11 | 102 | 1,707 | 13 | 9.3 |
| David Williams, Illinois | †1984 | 11 | 101 | 1,278 | 8 | 9.2 |
| Arnold Jackson, Louisville | 1999 | 11 | 101 | 1,209 | 9 | 9.2 |

*Record. †National champion.

CAREER RECEPTIONS

| Player, Team | Years | Rec. | Yards | Avg. | TD |
|-------------------------------------|-------------|------|--------|------|-----|
| Taylor Stubblefield, Purdue | 2001-04 | 316 | 3,433 | 10.9 | 19 |
| Josh Davis, Marshall | 2001-04 | 306 | 3,889 | 12.7 | 23 |
| Taurean Henderson, Texas Tech | 2002-05 | 303 | 2,058 | 6.8 | 19 |
| Arnold Jackson, Louisville | 1997-00 | 300 | 3,670 | 12.2 | 31 |
| Trevor Insley, Nevada | 1996-99 | 298 | *5,005 | 16.8 | 35 |
| Geoff Noisy, Nevada | 1995-98 | 295 | 4,249 | 14.4 | 21 |
| Rashaun Woods, Oklahoma St. | 2000-03 | 293 | 4,414 | 15.1 | 42 |
| Troy Edwards, Louisiana Tech | 1996-98 | 280 | 4,352 | 15.5 | *50 |
| Darius Watts, Marshall | 2000-03 | 272 | 4,031 | 14.8 | 47 |
| Aaron Turner, Pacific | 1989-92 | 266 | 4,345 | 16.3 | 43 |
| Chad Mackey, Louisiana Tech | 1993-96 | 264 | 3,789 | 14.4 | 22 |
| Terance Mathis, New Mexico | 1985-87, 89 | 263 | 4,254 | 16.2 | 36 |
| Mark Templeton, Long Beach St. (RB) | 1983-86 | 262 | 1,969 | 7.5 | 11 |
| J.R. Tolver, San Diego St. | 1999-02 | 262 | 3,572 | 13.6 | 18 |
| Howard Twilley, Tulsa | 1963-65 | 261 | 3,343 | 12.8 | 32 |
| Marcus Harris, Wyoming | 1993-96 | 259 | 4,518 | 17.4 | 38 |
| Wes Welker, Texas Tech | 2000-03 | 259 | 3,069 | 11.8 | 21 |
| Derek Hagan, Arizona St. | 2002-05 | 258 | 3,939 | 15.3 | 27 |
| Braylon Edwards, Michigan | 2001-04 | 252 | 3,541 | 14.1 | 39 |
| Jovon Bouknight, Wyoming | 2002-05 | 250 | 3,626 | 14.5 | 29 |
| John Standeford, Purdue | 2000-03 | 249 | 3,618 | 14.5 | 27 |
| Nate Burleson, Nevada | 2000-02 | 248 | 3,219 | 13.3 | 22 |
| James Jordan, Louisiana Tech | 1998-00 | 246 | 2,489 | 10.1 | 19 |
| David Williams, Illinois | 1983-85 | 245 | 3,195 | 13.0 | 22 |
| Troy Walters, Stanford | 1996-99 | 244 | 3,986 | 16.3 | 26 |
| Brandon Stokley, La.-Lafayette | 1995-98 | 241 | 3,702 | 15.4 | 25 |
| Roy Williams, Texas | 2000-03 | 241 | 3,866 | 16.0 | 36 |

*Record.

SEASON RECEPTIONS

| Player, Team | Year | G | Rec. | Yards | TD |
|------------------------------|-------|----|------|--------|-----|
| Manny Hazard, Houston | †1989 | 11 | 142 | 1,689 | 22 |
| Troy Edwards, Louisiana Tech | †1998 | 12 | 140 | 1,996 | *27 |
| Nate Burleson, Nevada | †2002 | 12 | 138 | 1,629 | 12 |
| Howard Twilley, Tulsa | †1965 | 10 | 134 | 1,779 | 16 |
| Trevor Insley, Nevada | †1999 | 11 | 134 | *2,060 | 13 |
| Alex Van Dyke, Nevada | †1995 | 11 | 129 | 1,854 | 16 |
| J.R. Tolver, San Diego St. | 2002 | 13 | 128 | 1,785 | 13 |
| Damond Wilkins, Nevada | †1996 | 11 | 114 | 1,121 | 4 |
| Marcus Harris, Wyoming | 1996 | 12 | 109 | 1,650 | 13 |
| Chris Daniels, Purdue | 1999 | 11 | 109 | 1,133 | 5 |
| James Jordan, Louisiana Tech | †2000 | 12 | 109 | 1,003 | 4 |
| Jason Phillips, Houston | †1988 | 11 | 108 | 1,444 | 15 |
| Kassim Osgood, San Diego St. | 2002 | 13 | 108 | 1,552 | 8 |
| Rashaun Woods, Oklahoma St. | 2002 | 13 | 107 | 1,695 | 17 |
| Fred Gilbert, Houston | †1991 | 11 | 106 | 957 | 7 |
| Chris Penn, Tulsa | †1993 | 11 | 105 | 1,578 | 12 |
| Dante Ridgeway, Ball St. | †2004 | 11 | 105 | 1,399 | 8 |
| Sherman Smith, Houston | †1992 | 11 | 103 | 923 | 6 |
| Eugene Baker, Kent St. | †1997 | 11 | 103 | 1,549 | 18 |
| Lance Moore, Toledo | †2003 | 12 | 103 | 1,194 | 9 |
| James Dixon, Houston | 1988 | 11 | 102 | 1,103 | 11 |
| Troy Edwards, Louisiana Tech | 1997 | 11 | 102 | 1,707 | 13 |
| Chad Owens, Hawaii | 2004 | 13 | 102 | 1,290 | 17 |
| David Williams, Illinois | †1984 | 11 | 101 | 1,278 | 8 |
| Arnold Jackson, Louisville | 1999 | 11 | 101 | 1,209 | 9 |
| Jay Miller, Brigham Young | †1973 | 11 | 100 | 1,181 | 8 |
| Dameane Douglas, California | 1998 | 11 | 100 | 1,150 | 4 |

| Player, Team | Year | G | Rec. | Yards | TD |
|----------------------------|-------|----|------|-------|----|
| Kwame Cavil, Texas..... | 1999 | 13 | 100 | 1,188 | 6 |
| Kevin Curtis, Utah St..... | †2001 | 11 | 100 | 1,531 | 10 |

*Record. †National champion.

SINGLE-GAME RECEPTIONS

| Rec. | Player, Team (Opponent) | Date |
|------|---|----------------|
| 23 | Randy Gatewood, UNLV (Idaho)..... | Sept. 17, 1994 |
| 22 | Jay Miller, Brigham Young (New Mexico)..... | Nov. 3, 1973 |
| 21 | Troy Edwards, Louisiana Tech (Nebraska)..... | Aug. 29, 1998 |
| 21 | Chris Daniels, Purdue (Michigan St.)..... | Oct. 16, 1999 |
| 20 | Rick Eber, Tulsa (Idaho St.)..... | Oct. 7, 1967 |
| 20 | Kenny Christian, Eastern Mich. (Temple)..... | Sept. 23, 2000 |
| 19 | Howard Twilley, Tulsa (Colorado St.)..... | Nov. 27, 1965 |
| 19 | Ron Fair, Arizona St. (Washington St.)..... | Oct. 28, 1989 |
| 19 | Manny Hazard, Houston (TCU)..... | Nov. 4, 1989 |
| 19 | Manny Hazard, Houston (Texas)..... | Nov. 11, 1989 |
| 19 | Josh Reed, LSU (Alabama)..... | Nov. 3, 2001 |
| 19 | Nate Burleson, Nevada (UTEP)..... | Nov. 9, 2002 |
| 18 | Howard Twilley, Tulsa (Southern Ill.)..... | Oct. 30, 1965 |
| 18 | Mark Templeton (RB), Long Beach St. (Utah St.)..... | Nov. 1, 1986 |
| 18 | Richard Woodley, TCU (Texas Tech)..... | Nov. 10, 1990 |
| 18 | Alex Van Dyke, Nevada (Toledo)..... | Sept. 23, 1995 |
| 18 | Alex Van Dyke, Nevada (UNLV)..... | Oct. 28, 1995 |
| 18 | Albert Connell, Texas A&M (Colorado)..... | Sept. 28, 1996 |
| 18 | Geoff Noisy, Nevada (Arkansas St.)..... | Nov. 16, 1996 |
| 18 | Geoff Noisy, Nevada (Oregon)..... | Sept. 13, 1997 |
| 18 | Randall Lane, Purdue (Wisconsin)..... | Oct. 10, 1998 |
| 18 | J.R. Tolver, San Diego St. (Hawaii)..... | Dec. 7, 2002 |

CAREER TOUCHDOWN RECEPTIONS

| Player, Team | Years | G | TD |
|------------------------------------|-------------|----|----|
| Troy Edwards, Louisiana Tech..... | 1996-98 | 34 | 50 |
| Darius Watts, Marshall..... | 2000-03 | 48 | 47 |
| Aaron Turner, Pacific..... | 1989-92 | 44 | 43 |
| Ryan Yarborough, Wyoming..... | 1990-93 | 46 | 42 |
| Rashaun Woods, Oklahoma St..... | 2000-03 | 48 | 42 |
| Braylon Edwards, Michigan..... | 2001-04 | 44 | 39 |
| Greg Jennings, Western Mich..... | 2002-05 | 42 | 39 |
| Clarkston Hines, Duke..... | 1986-89 | 44 | 38 |
| Marcus Harris, Wyoming..... | 1993-96 | 46 | 38 |
| Terance Mathis, New Mexico..... | 1985-87, 89 | 44 | 36 |
| Roy Williams, Texas..... | 2000-03 | 48 | 36 |
| Eugene Baker, Kent St..... | 1995-98 | 39 | 35 |
| Trevor Insley, Nevada..... | 1996-99 | 44 | 35 |
| Roydell Williams, Tulane..... | 2001-04 | 48 | 35 |
| Elmo Wright, Houston..... | 1968-70 | 30 | 34 |
| Larry Fitzgerald, Pittsburgh..... | 2002-03 | 26 | 34 |
| Charles Sharon, Bowling Green..... | 2002-05 | 48 | 34 |
| Ibn Green, Louisville (TE)..... | 1996-99 | 43 | 33 |
| Howard Twilley, Tulsa..... | 1963-65 | 30 | 32 |
| Steve Largent, Tulsa..... | 1973-75 | 30 | 32 |
| David Boston, Ohio St..... | 1996-98 | 34 | 32 |
| Peter Warrick, Florida St..... | 1996-99 | 43 | 32 |
| Michael Larkin, Miami (Ohio)..... | 2001-04 | 51 | 32 |

SEASON TOUCHDOWN RECEPTIONS

| Player, Team | Year | G | TD |
|-----------------------------------|------|----|----|
| Troy Edwards, Louisiana Tech..... | 1998 | 12 | 27 |
| Randy Moss, Marshall..... | 1997 | 12 | 25 |
| Manny Hazard, Houston..... | 1989 | 11 | 22 |
| Larry Fitzgerald, Pittsburgh..... | 2003 | 13 | 22 |
| Desmond Howard, Michigan..... | 1991 | 11 | 19 |
| Ashley Lelie, Hawaii..... | 2001 | 12 | 19 |
| Tom Reynolds, San Diego St..... | 1971 | 10 | 18 |
| Dennis Smith, Utah..... | 1989 | 12 | 18 |
| Aaron Turner, Pacific..... | 1991 | 11 | 18 |
| Reidel Anthony, Florida..... | 1996 | 12 | 18 |
| Eugene Baker, Kent St..... | 1997 | 11 | 18 |
| Darius Watts, Marshall..... | 2001 | 12 | 18 |
| Clarkston Hines, Duke..... | 1989 | 11 | 17 |
| Mario Bailey, Washington..... | 1991 | 11 | 17 |
| Bryan Reeves, Nevada..... | 1993 | 10 | 17 |
| J.J. Stokes, UCLA..... | 1993 | 11 | 17 |
| Terry Glenn, Ohio St..... | 1995 | 11 | 17 |
| Chris Doering, Florida..... | 1995 | 12 | 17 |
| Rashaun Woods, Oklahoma St..... | 2002 | 13 | 17 |
| Chad Owens, Hawaii..... | 2004 | 13 | 17 |

CAREER YARDS PER GAME

(Minimum 2,200 Yards; Player must have concluded his career)

| Player, Team | Years | G | Yards | Yd.PG |
|-----------------------------------|---------|----|-------|-------|
| Alex Van Dyke, Nevada..... | 1994-95 | 22 | 3,100 | 140.9 |
| Troy Edwards, Louisiana Tech..... | 1996-98 | 34 | 4,352 | 128.0 |


| Player, Team | Years | G | Yards | Yd.PG |
|--|-------------|----|--------|-------|
| Kevin Curtis, Utah St..... | 2001-02 | 22 | 2,789 | 126.8 |
| Manny Hazard, Houston..... | 1989-90 | 21 | 2,635 | 125.5 |
| Ron Sellers, Florida St..... | 1966-68 | 30 | 3,598 | 119.9 |
| Bryan Reeves, Nevada..... | 1992-93 | 21 | 2,476 | 117.9 |
| Trevor Insley, Nevada..... | 1996-99 | 44 | *5,005 | 113.8 |
| Nakia Jenkins, Utah St..... | 1996-97 | 22 | 2,483 | 112.9 |
| Keyshawn Johnson, Southern California..... | 1994-95 | 21 | 2,358 | 112.3 |
| Elmo Wright, Houston..... | 1968-70 | 30 | 3,347 | 111.6 |
| Howard Twilley, Tulsa..... | 1963-65 | 30 | 3,343 | 111.4 |
| Chris Penn, Tulsa..... | 1991, 93 | 22 | 2,370 | 107.7 |
| Geoff Noisy, Nevada..... | 1995-98 | 40 | 4,249 | 106.2 |
| Jason Phillips, Houston..... | 1987-88 | 22 | 2,319 | 105.4 |
| Larry Fitzgerald, Pittsburgh..... | 2002-03 | 26 | 2,677 | 103.0 |
| Nate Burleson, Nevada..... | 2000-02 | 32 | 3,293 | 102.9 |
| Staha Burley, UCF..... | 1997-98 | 22 | 2,248 | 102.2 |
| Brandon Stokley, La-Lafayette..... | 1995-98 | 37 | 3,702 | 100.1 |
| James Newson, Oregon St..... | 2001-03 | 36 | 3,558 | 98.8 |
| Aaron Turner, Pacific..... | 1989-92 | 44 | 4,345 | 98.8 |
| Reggie Williams, Washington..... | 2001-03 | 36 | 3,536 | 98.2 |
| Marcus Harris, Wyoming..... | 1993-96 | 46 | 4,518 | 98.2 |
| Rick Beasley, Appalachian St..... | †1977-80 | 32 | 3,124 | 97.6 |
| David Williams, Illinois..... | 1982-85 | 33 | 3,195 | 96.8 |
| Terance Mathis, New Mexico..... | 1985-87, 89 | 44 | 4,254 | 96.7 |

*Record. †Played defensive back in 1977.

CAREER YARDS

| Player, Team | Years | Rec. | Yards | Avg. | TD |
|------------------------------------|-------------|------|-------|-------|-----|
| Trevor Insley, Nevada..... | 1996-99 | 298 | 5,005 | 16.8 | 35 |
| Marcus Harris, Wyoming..... | 1993-96 | 259 | 4,518 | 17.4 | 38 |
| Rashaun Woods, Oklahoma St..... | 2000-03 | 293 | 4,414 | 15.1 | 42 |
| Ryan Yarborough, Wyoming..... | 1990-93 | 229 | 4,357 | #19.0 | 42 |
| Troy Edwards, Louisiana Tech..... | 1996-98 | 280 | 4,352 | 15.5 | *50 |
| Aaron Turner, Pacific..... | 1989-92 | 266 | 4,345 | 16.3 | 43 |
| Terance Mathis, New Mexico..... | 1985-87, 89 | 263 | 4,254 | 16.2 | 36 |
| Geoff Noisy, Nevada..... | 1995-98 | 295 | 4,249 | 14.4 | 21 |
| Darius Watts, Marshall..... | 2000-03 | 272 | 4,031 | 14.8 | 47 |
| Troy Walters, Stanford..... | 1996-99 | 244 | 3,986 | 16.3 | 26 |
| Derek Hagan, Arizona St..... | 2002-05 | 258 | 3,939 | 15.3 | 27 |
| Mike Hass, Oregon St..... | 2002-05 | 220 | 3,924 | 17.8 | 20 |
| Josh Davis, Marshall..... | 2001-04 | 306 | 3,889 | 12.7 | 23 |
| Roy Williams, Texas..... | 2000-03 | 241 | 3,866 | 16.0 | 36 |
| Chad Mackey, Louisiana Tech..... | 1993-96 | 264 | 3,789 | 14.4 | 22 |
| Marc Zeno, Tulane..... | 1984-87 | 236 | 3,725 | 15.8 | 25 |
| Brandon Stokley, La-Lafayette..... | 1995-98 | 241 | 3,702 | 15.4 | 25 |
| Arnold Jackson, Louisville..... | 1997-00 | 300 | 3,670 | 12.2 | 31 |
| David Anderson, Colorado St..... | 2002-05 | 223 | 3,634 | 16.3 | 20 |
| Jovon Bouknight, Wyoming..... | 2002-05 | 250 | 3,626 | 14.5 | 29 |
| John Standeford, Purdue..... | 2000-03 | 249 | 3,618 | 14.5 | 27 |
| Steve Neal, Western Mich..... | 1997-00 | 235 | 3,599 | 15.3 | 27 |
| Ron Sellers, Florida St..... | 1966-68 | 212 | 3,598 | 17.0 | 23 |
| J.R. Tolver, San Diego St..... | 1999-02 | 262 | 3,572 | 13.6 | 18 |
| James Newson, Oregon St..... | 2001-03 | 212 | 3,558 | 16.8 | 20 |
| Braylon Edwards, Michigan..... | 2001-04 | 252 | 3,541 | 14.1 | 39 |
| Greg Jennings, Western Mich..... | 2002-05 | 238 | 3,539 | 14.9 | 39 |
| Reggie Williams, Washington..... | 2001-03 | 238 | 3,536 | 14.9 | 22 |
| Peter Warrick, Florida St..... | 1996-99 | 207 | 3,517 | 17.0 | 32 |
| Eugene Baker, Kent St..... | 1995-98 | 229 | 3,513 | 15.3 | 35 |

*Record. #Record for minimum 200 catches.



Wyoming's Jovon Bouknight concluded his career last year with 3,626 receiving yards, good for 20th in Division I-A history.

Wyoming Sports Information

SEASON YARDS

Table with columns: Player, Team, Year, Rec., Yards, Avg., TD. Lists season leaders from 1964 to 2003.

*Record. †National champion. ††Record for minimum 50 catches.

SINGLE-GAME YARDS

Table with columns: Yds., Player, Team (Opponent), Date. Lists single-game yardage leaders from 1967 to 2001.

ANNUAL CHAMPIONS

Table with columns: Year, Player, Team, Class, Rec., Yards, TD. Lists annual champions from 1937 to 1963.

Table with columns: Year, Player, Team, Class, Rec., Yards, TD. Lists career leaders from 1964 to 1969.

Beginning in 1970, ranked on per-game (instead of total) catches

Table with columns: Year, Player, Team, Class, G, Rec., Avg., Yards, TD. Lists career leaders from 1970 to 1989.

Beginning in 1990, ranked on both per-game catches and yards per game

PER-GAME CATCHES

Table with columns: Year, Player, Team, Class, G, Rec., Avg., Yards, TD. Lists per-game catches leaders from 1990 to 2005.

YARDS PER GAME

Table with columns: Year, Player, Team, Class, G, Rec., Yards, Avg., TD. Lists yards per game leaders from 1990 to 2005.

*Record.

Scoring

CAREER POINTS PER GAME

(Minimum 225 Points; Player must have concluded his career)

Table with columns: Player, Team, Years, G, TD, Scored, FG, Pts., Pt.PG. Lists career points per game leaders from 1967 to 1998.

| Player, Team | Years | G | Extra Pts. | | | Pts. | Pt.PG |
|-------------------------------------|---------|----|------------|--------|----|------|-------|
| | | | TD | Scored | FG | | |
| Howard Twilley, Tulsa | 1963-65 | 26 | 32 | 67 | 0 | 259 | 10.0 |
| Tom Harmon, Michigan | 1938-40 | 24 | 33 | 33 | 2 | 237 | 9.9 |
| Ricky Williams, Texas | 1995-98 | 46 | 75 | 2 | 0 | 452 | 9.8 |
| Lee Suggs, Virginia Tech | 1999-02 | 35 | 56 | 0 | 0 | 336 | 9.6 |
| Glenn Davis, Army | 1943-46 | 37 | 59 | 0 | 0 | 354 | 9.6 |
| Johnny Bright, Drake | 1949-51 | 25 | 40 | 0 | 0 | 240 | 9.6 |
| Anthony Thompson, Indiana | 1986-89 | 41 | 65 | 4 | 0 | 394 | 9.6 |
| Roman Anderson, Houston | 1988-91 | 44 | 0 | 213 | 70 | 423 | 9.6 |
| Stacey Robinson, Northern Ill. (QB) | 1988-90 | 25 | 38 | 6 | 0 | 234 | 9.4 |
| Floyd Little, Syracuse | 1964-66 | 30 | 46 | 2 | 0 | 278 | 9.3 |
| Luke Staley, Southern California | 1972-74 | 33 | 50 | 2 | 0 | 302 | 9.2 |
| Felix "Doc" Blanchard, Army | 1944-46 | 25 | 38 | 3 | 0 | 231 | 9.2 |

*Record. †Three-year totals record.

SEASON POINTS PER GAME

| Player, Team | Years | G | Extra Pts. | | | Pts. | Pt.PG |
|---------------------------------|-------|----|------------|--------|----|------|-------|
| | | | TD | Scored | FG | | |
| Barry Sanders, Oklahoma St. | †1988 | 11 | *39 | 0 | 0 | *234 | 21.3 |
| Bobby Reynolds, Nebraska | †1950 | 9 | 22 | 25 | 0 | 157 | 17.4 |
| Art Luppino, Arizona | †1954 | 10 | 24 | 22 | 0 | 166 | 16.6 |
| Ed Marinaro, Cornell | †1971 | 9 | 24 | 4 | 0 | 148 | 16.4 |
| Lydell Mitchell, Penn St. | 1971 | 11 | 29 | 0 | 0 | 174 | 15.8 |
| Marshall Faulk, San Diego St. | †1991 | 9 | 23 | 2 | 0 | 140 | 15.6 |
| Troy Edwards, Louisiana Tech | †1998 | 12 | 31 | 0 | 0 | 186 | 15.5 |
| Luke Staley, Brigham Young | †2001 | 11 | 28 | 2 | 0 | 170 | 15.5 |
| Ricky Williams, Texas | 1998 | 11 | 28 | 0 | 0 | 168 | 15.3 |
| Lee Suggs, Virginia Tech | †2000 | 11 | 28 | 0 | 0 | 168 | 15.3 |
| Byron "Whizzer" White, Colorado | †1937 | 8 | 16 | 23 | 1 | 122 | 15.3 |

*Record. †National champion.

CAREER POINTS

(Non-Kickers)

| Player, Team | Years | TD | Extra Pts. | | | Pts. |
|------------------------------------|-----------|-----|------------|----|------|------|
| | | | Scored | FG | FG | |
| Travis Prentice, Miami (Ohio) | 1996-99 | *78 | 0 | 0 | 468 | |
| Ricky Williams, Texas | 1995-98 | 75 | 2 | 0 | 452 | |
| Taurean Henderson, Texas Tech | 2002-05 | 69 | 0 | 0 | 414 | |
| Brock Forsey, Boise St. | 1999-02 | 68 | 0 | 0 | 408 | |
| Cedric Benson, Texas | 2001-04 | 67 | 2 | 0 | 404 | |
| Anthony Thompson, Indiana | 1986-89 | 65 | 4 | 0 | 394 | |
| Ron Dayne, Wisconsin | 1996-99 | 63 | 0 | 0 | 378 | |
| Marshall Faulk, San Diego St. | 1991-93 | †62 | 4 | 0 | †376 | |
| Eric Crouch, Nebraska (QB) | 1998-01 | 59 | 20 | 0 | 374 | |
| DeAngelo Williams, Memphis | 2002-05 | 60 | 2 | 0 | 362 | |
| Dwone Hicks, Middle Tenn. | 1999-02 | 59 | 4 | 0 | 358 | |
| Tony Dorsett, Pittsburgh | 1973-76 | 59 | 2 | 0 | 356 | |
| DonTrell Moore, New Mexico | 2002-05 | 59 | 2 | 0 | 356 | |
| Glenn Davis, Army | 1943-46 | 59 | 0 | 0 | 354 | |
| Ken Simonton, Oregon St. | 1998-01 | 57 | 4 | 0 | 346 | |
| Troy Edwards, Louisiana Tech | 1995-98 | 57 | 0 | 0 | 342 | |
| LenDale White, Southern California | 2002-05 | 57 | 0 | 0 | 342 | |
| Art Luppino, Arizona | 1953-56 | 48 | 49 | 0 | 337 | |
| Steve Owens, Oklahoma | 1967-69 | 56 | 0 | 0 | 336 | |
| Chris Lemon, Nevada | 1996-99 | 56 | 0 | 0 | 336 | |
| Lee Suggs, Virginia Tech | 1999-02 | 56 | 0 | 0 | 336 | |
| Wilford White, Arizona St. | 1947-50 | 48 | 27 | 4 | 327 | |
| Barry Sanders, Oklahoma St. | 1986-88 | 54 | 0 | 0 | 324 | |
| Skip Hicks, UCLA | \$1993-97 | 54 | 0 | 0 | 324 | |
| LaDainian Tomlinson, TCU | 1997-00 | 54 | 0 | 0 | 324 | |
| Allen Pinkett, Notre Dame | 1982-85 | 53 | 2 | 0 | 320 | |

*Record. \$See page 10 for explanation. †Three-year totals record.

CAREER POINTS

(Kickers)

| Player, Team | Years | PAT | PAT Att. | FG | Att. | Pts. |
|------------------------------|-----------|-----|----------|-----|------|------|
| | | | | | | |
| Billy Bennett, Georgia | 2000-03 | 148 | 151 | *87 | *110 | 409 |
| Carlos Huerta, Miami (Fla.) | 1988-91 | 178 | 181 | 73 | 91 | 397 |
| Jason Elam, Hawaii | \$1988-92 | 158 | 161 | 79 | 100 | 395 |
| Derek Schmidt, Florida St. | 1984-87 | 174 | 178 | 73 | 102 | 393 |
| Nick Novak, Maryland | 2001-04 | 153 | 159 | 80 | 107 | 393 |
| Kris Brown, Nebraska | 1995-98 | 217 | 222 | 57 | 77 | 388 |
| Xavier Beitia, Florida St. | 2001-04 | 174 | 179 | 67 | 92 | 375 |
| Jeff Hall, Tennessee | 1995-98 | 188 | 202 | 61 | 89 | 371 |
| Shayne Graham, Virginia Tech | 1996-99 | 167 | 169 | 68 | 93 | 371 |
| Steve Azar, Northern Ill. | 2000-03 | 151 | 158 | 73 | 92 | 370 |
| Justin Ayat, Hawaii | 2001-04 | 193 | 211 | 59 | 89 | 370 |
| Stephen Goskowski, Memphis | 2002-05 | 159 | 165 | 70 | 92 | 369 |

| Player, Team | Years | PAT | PAT Att. | FG | Att. | Pts. |
|------------------------------|----------------|------|----------|----|------|------|
| | | | | | | |
| Jeff Chandler, Florida | \$1997-01 | 167 | 180 | 67 | 80 | 368 |
| Shaun Suisham, Bowling Green | 2001-04 | *226 | *233 | 45 | 66 | 361 |
| Nate Kaeding, Iowa | 2000-03 | 165 | 168 | 63 | 78 | ^360 |
| Jeff Jaeger, Washington | 1983-86 | 118 | 123 | 80 | 99 | 358 |
| Dusty Mangum, Texas | 2001-04 | 208 | 211 | 50 | 73 | 358 |
| Kevin Butler, Georgia | 1981-84 | 122 | 125 | 77 | 98 | 353 |
| John Lee, UCLA | 1982-85 | 116 | 117 | 79 | 92 | 353 |
| Max Zendejas, Arizona | 1982-85 | 122 | 124 | 77 | 104 | 353 |
| Derek Mahoney, Fresno St. | 1990-93 | 216 | 222 | 45 | 63 | 351 |
| Martin Gramatica, Kansas St. | 1994-95, 97-98 | 187 | 192 | 54 | 70 | 349 |
| Nick Calaycay, Boise St. | 1999-02 | 213 | 222 | 45 | 56 | 348 |

*Record. \$See page 10 for explanation. ^Includes one TD rushing.

SEASON POINTS

| Player, Team | Year | TD | Extra Pts. | | | Pts. |
|------------------------------------|-------|-----|------------|----|-----|------|
| | | | Scored | FG | FG | |
| Barry Sanders, Oklahoma St. | †1988 | *39 | 0 | 0 | 234 | |
| Brock Forsey, Boise St. | †2002 | 32 | 0 | 0 | 192 | |
| Troy Edwards, Louisiana Tech | †1998 | 31 | 0 | 0 | 186 | |
| Lydell Mitchell, Penn St. | 1971 | 29 | 0 | 0 | 174 | |
| Mike Rozier, Nebraska | †1983 | 29 | 0 | 0 | 174 | |
| Luke Staley, Brigham Young | †2001 | 28 | 2 | 0 | 170 | |
| Ricky Williams, Texas | 1998 | 28 | 0 | 0 | 168 | |
| Lee Suggs, Virginia Tech | †2000 | 28 | 0 | 0 | 168 | |
| Willis McGahee, Miami (Fla.) | 2002 | 28 | 0 | 0 | 168 | |
| Art Luppino, Arizona | †1954 | 24 | 22 | 0 | 166 | |
| Bobby Reynolds, Nebraska | †1950 | 22 | 25 | 0 | 157 | |
| LenDale White, Southern California | 2005 | 26 | 0 | 0 | 156 | |
| Anthony Thompson, Indiana | †1989 | 25 | 4 | 0 | 154 | |
| Fred Wendt, UTEP | †1948 | 20 | 32 | 0 | 152 | |
| Randy Moss, Marshall | 1997 | 25 | 2 | 0 | 152 | |
| Ricky Williams, Texas | †1997 | 25 | 2 | 0 | 152 | |
| Pete Johnson, Ohio St. | †1975 | 25 | 0 | 0 | 150 | |
| Skip Hicks, UCLA | 1997 | 25 | 0 | 0 | 150 | |
| Travis Prentice, Miami (Ohio) | 1997 | 25 | 0 | 0 | 150 | |

*Record. †National champion.

SINGLE-GAME POINTS

| No. | Player, Team (Opponent) | Date |
|-----|---|----------------|
| 48 | Howard Griffith, Illinois (Southern Ill.) | Sept. 22, 1990 |
| 44 | Marshall Faulk, San Diego St. (Pacific) | Sept. 14, 1991 |
| 43 | Jim Brown, Syracuse (Colgate) | Nov. 17, 1956 |
| 42 | Fred Wendt, UTEP (New Mexico St.) | Nov. 25, 1948 |
| 42 | Arnold "Showboat" Boykin, Mississippi (Mississippi St.) | Dec. 1, 1951 |
| 42 | Rashaun Woods, Oklahoma St. (SMU) | Sept. 20, 2003 |
| 38 | Dick Bass, Pacific (San Diego St.) | Nov. 22, 1958 |
| 37 | Jimmy Nutter, Wichita St. (Northern St.) | Oct. 22, 1949 |
| 36 | Tom Powers, Duke (Richmond) | Oct. 21, 1950 |
| 36 | Pete Pedro, West Tex. A&M (UTEP) | Sept. 30, 1961 |
| 36 | Howard Twilley, Tulsa (Louisville) | Nov. 6, 1965 |
| 36 | Tom Francisco, Virginia Tech (VM) | Nov. 24, 1966 |
| 36 | Tim Delaney, San Diego St. (New Mexico St.) | Nov. 15, 1969 |
| 36 | Anthony Davis, Southern California (Notre Dame) | Dec. 2, 1972 |
| 36 | Andre Herrera, Southern Ill. (Northern Ill.) | Oct. 23, 1976 |
| 36 | Kelvin Bryant, North Carolina (East Caro.) | Sept. 12, 1981 |
| 36 | Dee Dowis, Air Force (San Diego St.) | Sept. 2, 1989 |
| 36 | Blake Ezor, Michigan St. (Northwestern) | Nov. 18, 1989 |
| 36 | Calvin Jones, Nebraska (Kansas) | Nov. 9, 1991 |
| 36 | Madre Hill, Arkansas (South Carolina) | Sept. 9, 1995 |
| 36 | Antowain Smith, Houston (Southern Miss.) | Nov. 9, 1996 |
| 36 | Scott Harley, East Caro. (Ohio) | Nov. 16, 1996 |
| 36 | Ricky Williams, Texas (New Mexico St.) | Sept. 5, 1998 |
| 36 | Ricky Williams, Texas (Rice) | Sept. 26, 1998 |
| 36 | LaDainian Tomlinson, TCU (UTEP) | Nov. 20, 1999 |
| 36 | Dwone Hicks, Middle Tenn. (Louisiana Tech) | Oct. 7, 2000 |
| 36 | Quentin Griffin, Oklahoma (Texas) | Oct. 7, 2000 |
| 36 | Levron Williams, Indiana (Michigan St.) | Nov. 10, 2001 |
| 36 | Chris Brown, Colorado (Nebraska) | Nov. 23, 2001 |
| 36 | Chance Kretschmer, Nevada (UTEP) | Nov. 24, 2001 |
| 36 | Jonathan Golden, Baylor (Samford) | Sept. 7, 2002 |
| 36 | Craig Candeto, Navy (Army) | Dec. 7, 2002 |
| 36 | Willis McGahee, Miami (Fla.) (Virginia Tech) | Dec. 7, 2002 |
| 36 | Carnell Williams, Auburn (Mississippi St.) | Oct. 18, 2003 |
| 36 | Steve Slaton, West Virginia (Louisville) | Oct. 15, 2005 |

ANNUAL CHAMPIONS

| Year | Player, Team | Class | Extra Pts. | | | Pts. |
|------|---------------------------------|-------|------------|--------|----|------|
| | | | TD | Scored | FG | |
| 1937 | Byron "Whizzer" White, Colorado | Sr. | 16 | 23 | 1 | 122 |
| 1938 | Parker Hall, Mississippi | Sr. | 11 | 7 | 0 | 73 |
| 1939 | Tom Harmon, Michigan | Jr. | 14 | 15 | 1 | 102 |

| Year | Player, Team | Class | Extra Pts. | | | TD | Scored | FG | Pts. |
|------|--------------------------------|-------|------------|--------|----|-----|--------|----|------|
| | | | TD | Scored | FG | | | | |
| 1940 | Tom Harmon, Michigan | Sr. | 16 | 18 | 1 | 117 | | | |
| 1941 | Bill Dudley, Virginia | Sr. | 18 | 23 | 1 | 134 | | | |
| 1942 | Bob Steuber, Missouri | Sr. | 18 | 13 | 0 | 121 | | | |
| 1943 | Steve Van Buren, LSU | Sr. | 14 | 14 | 0 | 98 | | | |
| 1944 | Glenn Davis, Army | So. | 20 | 0 | 0 | 120 | | | |
| 1945 | Felix "Doc" Blanchard, Army | Jr. | 19 | 1 | 0 | 115 | | | |
| 1946 | Gene Roberts, Chattanooga | Sr. | 18 | 9 | 0 | 117 | | | |
| 1947 | Lou Gambino, Maryland | Jr. | 16 | 0 | 0 | 96 | | | |
| 1948 | Fred Wendt, UTEP | Sr. | 20 | 32 | 0 | 152 | | | |
| 1949 | George Thomas, Oklahoma | Sr. | 19 | 3 | 0 | 117 | | | |
| 1950 | Bobby Reynolds, Nebraska | So. | 22 | 25 | 0 | 157 | | | |
| 1951 | Ollie Matson, San Francisco | Sr. | 21 | 0 | 0 | 126 | | | |
| 1952 | Jackie Parker, Mississippi St. | Jr. | 16 | 24 | 0 | 120 | | | |
| 1953 | Earl Lindley, Utah St. | Sr. | 13 | 3 | 0 | 81 | | | |
| 1954 | Art Luppino, Arizona | So. | 24 | 22 | 0 | 166 | | | |
| 1955 | Jim Swink, TCU | Jr. | 20 | 5 | 0 | 125 | | | |
| 1956 | Clendon Thomas, Oklahoma | Jr. | 18 | 0 | 0 | 108 | | | |
| 1957 | Leon Burton, Arizona St. | Jr. | 16 | 0 | 0 | 96 | | | |
| 1958 | Dick Bass, Pacific | Jr. | 18 | 8 | 0 | 116 | | | |
| 1959 | Pervis Atkins, New Mexico St. | Jr. | 17 | 5 | 0 | 107 | | | |
| 1960 | Bob Gaiters, New Mexico St. | Sr. | 23 | 7 | 0 | 145 | | | |
| 1961 | Jim Pilot, New Mexico St. | So. | 21 | 12 | 0 | 138 | | | |
| 1962 | Jerry Logan, West Tex. A&M | Sr. | 13 | 32 | 0 | 110 | | | |
| 1963 | Cosmo Iacavazzi, Princeton | Jr. | 14 | 0 | 0 | 84 | | | |
| | Dave Casinelli, Memphis | Sr. | 14 | 0 | 0 | 84 | | | |
| 1964 | Brian Piccolo, Wake Forest | Sr. | 17 | 9 | 0 | 111 | | | |
| 1965 | Howard Twilley, Tulsa | Sr. | 16 | 31 | 0 | 127 | | | |
| 1966 | Ken Hebert, Houston | Jr. | 11 | 41 | 2 | 113 | | | |
| 1967 | LeRoy Keyes, Purdue | Jr. | 19 | 0 | 0 | 114 | | | |
| 1968 | Jim O'Brien, Cincinnati | Jr. | 12 | 31 | 13 | 142 | | | |
| 1969 | Steve Owens, Oklahoma | Sr. | 23 | 0 | 0 | 138 | | | |

Beginning in 1970, ranked on per-game (instead of total) points

| Year | Player, Team | Class | G | Extra Pts. | | | TD | Scored | FG | Pts. | Avg. |
|------|-------------------------------------|-------|----|------------|--------|----|------|--------|----|------|------|
| | | | | TD | Scored | FG | | | | | |
| 1970 | Brian Bream, Air Force | Jr. | 10 | 20 | 0 | 0 | 120 | 12.0 | | | |
| | Gary Kosins, Dayton | Jr. | 9 | 18 | 0 | 0 | 108 | 12.0 | | | |
| 1971 | Ed Marinaro, Cornell | Sr. | 9 | 24 | 4 | 0 | 148 | 16.4 | | | |
| 1972 | Harold Henson, Ohio St. | So. | 10 | 20 | 0 | 0 | 120 | 12.0 | | | |
| 1973 | Jim Jennings, Rutgers | Sr. | 11 | 21 | 2 | 0 | 128 | 11.6 | | | |
| 1974 | Bill Marek, Wisconsin | Jr. | 9 | 19 | 0 | 0 | 114 | 12.7 | | | |
| 1975 | Pete Johnson, Ohio St. | Jr. | 11 | 25 | 0 | 0 | 150 | 13.6 | | | |
| 1976 | Tony Dorsett, Pittsburgh | Sr. | 11 | 22 | 2 | 0 | 134 | 12.2 | | | |
| 1977 | Earl Campbell, Texas | Sr. | 11 | 19 | 0 | 0 | 114 | 10.4 | | | |
| 1978 | Billy Sims, Oklahoma | Jr. | 11 | 20 | 0 | 0 | 120 | 10.9 | | | |
| 1979 | Billy Sims, Oklahoma | Sr. | 11 | 22 | 0 | 0 | 132 | 12.0 | | | |
| 1980 | Sammy Winder, Southern Miss. | Jr. | 11 | 20 | 0 | 0 | 120 | 10.9 | | | |
| 1981 | Marcus Allen, Southern California | Sr. | 11 | 23 | 0 | 0 | 138 | 12.5 | | | |
| 1982 | Greg Allen, Florida St. | So. | 11 | 21 | 0 | 0 | 126 | 11.5 | | | |
| 1983 | Mike Rozier, Nebraska | Sr. | 12 | 29 | 0 | 0 | 174 | 14.5 | | | |
| 1984 | Keith Byars, Ohio St. | Jr. | 11 | 24 | 0 | 0 | 144 | 13.1 | | | |
| 1985 | Bernard White, Bowling Green | Sr. | 11 | 19 | 0 | 0 | 114 | 10.4 | | | |
| 1986 | Steve Bartalo, Colorado St. | Sr. | 11 | 19 | 0 | 0 | 114 | 10.4 | | | |
| 1987 | Paul Hewitt, San Diego St. | Jr. | 12 | 24 | 0 | 0 | 144 | 12.0 | | | |
| 1988 | Barry Sanders, Oklahoma St. | Jr. | 11 | *39 | 0 | 0 | *234 | *21.3 | | | |
| 1989 | Anthony Thompson, Indiana | Sr. | 11 | 25 | 4 | 0 | 154 | 14.0 | | | |
| 1990 | Stacey Robinson, Northern Ill. (QB) | Sr. | 11 | 19 | 6 | 0 | 120 | 10.9 | | | |
| 1991 | Marshall Faulk, San Diego St. | Fr. | 9 | 23 | 2 | 0 | 140 | 15.6 | | | |
| 1992 | Garrison Hearst, Georgia | Jr. | 11 | 21 | 0 | 0 | 126 | 11.5 | | | |
| 1993 | Byron Morris, Texas Tech | Jr. | 11 | 22 | 2 | 0 | 134 | 12.2 | | | |
| 1994 | Rashaan Salaam, Colorado | Jr. | 11 | 24 | 0 | 0 | 144 | 13.1 | | | |
| 1995 | Eddie George, Ohio St. | Sr. | 12 | 24 | 0 | 0 | 144 | 12.0 | | | |
| 1996 | Corey Dillon, Washington | Jr. | 11 | 23 | 0 | 0 | 138 | 12.6 | | | |
| 1997 | Ricky Williams, Texas | Jr. | 11 | 25 | 2 | 0 | 152 | 13.8 | | | |
| 1998 | Troy Edwards, Louisiana Tech | Sr. | 12 | 31 | 0 | 0 | 186 | 15.5 | | | |
| 1999 | Shaun Alexander, Alabama | Sr. | 11 | 24 | 0 | 0 | 144 | 13.1 | | | |
| 2000 | Lee Suggs, Virginia Tech | So. | 11 | 28 | 0 | 0 | 168 | 15.3 | | | |
| 2001 | Luke Staley, Brigham Young | Jr. | 11 | 28 | 2 | 0 | 170 | 15.5 | | | |
| 2002 | Brock Forsey, Boise St. | Sr. | 13 | 32 | 0 | 0 | 192 | 14.8 | | | |
| 2003 | Patrick Cobbs, North Texas | Jr. | 11 | 21 | 0 | 0 | 126 | 11.5 | | | |
| 2004 | Tyler Jones, Boise St. | Sr. | 12 | 0 | 69 | 24 | 141 | 11.8 | | | |
| 2005 | Michael Bush, Louisville | Jr. | 10 | 24 | 0 | 0 | 144 | 14.4 | | | |

*Record.

Interceptions

CAREER INTERCEPTIONS

| Player, Team | Years | No. | Yards | Avg. |
|-------------------------------|---------|-----|-------|------|
| Al Brosky, Illinois | 1950-52 | 29 | 356 | 12.3 |
| John Provost, Holy Cross | 1972-74 | 27 | 470 | 17.4 |
| Martin Bayless, Bowling Green | 1980-83 | 27 | 266 | 9.9 |

| Player, Team | Years | No. | Yards | Avg. |
|-------------------------------------|---------|-----|-------|------|
| Tom Curtis, Michigan | 1967-69 | 25 | 440 | 17.6 |
| Tony Thurman, Boston College | 1981-84 | 25 | 221 | 8.8 |
| Tracy Saul, Texas Tech | 1989-92 | 25 | 425 | 17.0 |
| Jeff Nixon, Richmond | 1975-78 | 23 | 377 | 16.4 |
| Jim Bolding, East Caro. | 1973-76 | 22 | 143 | 6.5 |
| Bennie Blades, Miami (Fla.) | 1984-87 | 22 | 355 | 16.1 |
| Mike Sensibaugh, Ohio St. | 1968-70 | 21 | 226 | 10.8 |
| Barry Hill, Iowa St. | 1972-74 | 21 | 202 | 9.6 |
| Chuck Cecil, Arizona | 1984-87 | 21 | 241 | 11.5 |
| Terrell Buckley, Florida St. | 1989-91 | 21 | *501 | 23.9 |
| Jamar Fletcher, Wisconsin | 1998-00 | 21 | 459 | 21.9 |
| Jim Leonhard, Wisconsin | 2001-04 | 21 | 251 | 12.0 |
| Lynn Chandnois, Michigan St. | 1946-49 | 20 | 410 | 20.5 |
| Bobby Wilson, Mississippi | 1946-49 | 20 | 369 | 18.5 |
| Tom Wilson, Colgate | 1964-66 | 20 | 215 | 10.8 |
| Jackie Wallace, Arizona | 1970-72 | 20 | 250 | 12.5 |
| Dave Atkinson, Brigham Young | 1971-73 | 20 | 222 | 11.1 |
| Artimus Parker, Southern California | 1971-73 | 20 | 268 | 13.4 |
| Charles Jefferson, McNeese St. | 1975-78 | 20 | 95 | 4.8 |
| Chris Williams, LSU | 1977-80 | 20 | 91 | 4.6 |
| Anthony Young, Temple | 1981-84 | 20 | 230 | 11.5 |
| Mark Collins, Cal St. Fullerton | 1982-85 | 20 | 193 | 9.7 |
| Kevin Smith, Texas A&M | 1988-91 | 20 | 289 | 14.5 |
| Mitch Meeuwssen, Oregon St. | 2001-04 | 20 | 149 | 7.5 |

*Record.

SEASON INTERCEPTIONS

| Player, Team | Year | No. | Yards |
|------------------------------|-------|-----|-------|
| Al Worley, Washington | ↑1968 | 14 | 130 |
| George Shaw, Oregon | ↑1951 | 13 | 136 |
| Hank Rich, Arizona St. | ↑1950 | 12 | 135 |
| Bill Albrecht, Washington | 1951 | 12 | 140 |
| Frank Polito, Villanova | ↑1971 | 12 | 261 |
| Terry Hoage, Georgia | ↑1982 | 12 | 51 |
| Tony Thurman, Boston College | ↑1984 | 12 | 99 |
| Bob Navarro, Eastern Mich. | ↑1989 | 12 | 73 |
| Cornelius Price, Houston | ↑1989 | 12 | 187 |
| Terrell Buckley, Florida St. | ↑1991 | 12 | 238 |

†National champion.

ANNUAL CHAMPIONS

| Year | Player, Team | Class | No. | Yards |
|------|--------------------------------------|-------|-----|-------|
| 1938 | Elmer Tarbox, Texas Tech | Sr. | 11 | 89 |
| 1939 | Harold Van Every, Minnesota | Sr. | 8 | 59 |
| 1940 | Dick Morgan, Tulsa | Jr. | 7 | 210 |
| 1941 | Bobby Robertson, Southern California | Sr. | 9 | 126 |
| 1942 | Ray Evans, Kansas | Jr. | 10 | 76 |
| 1943 | Jay Stoves, Washington | Sr. | 7 | 139 |
| 1944 | Jim Hardy, Southern California | Sr. | 8 | 73 |
| 1945 | Jake Leicht, Oregon | So. | 9 | 195 |
| 1946 | Larry Hatch, Washington | So. | 8 | 114 |
| 1947 | John Bruce, William & Mary | Jr. | 9 | 78 |
| 1948 | Jay Van Noy, Utah St. | Jr. | 8 | 228 |
| 1949 | Bobby Wilson, Mississippi | Sr. | 10 | 70 |
| 1950 | Hank Rich, Arizona St. | Sr. | 12 | 135 |
| 1951 | George Shaw, Oregon | Fr. | 13 | 136 |
| 1952 | Cecil Ingram, Alabama | Jr. | 10 | 163 |
| 1953 | Bob Garrett, Stanford | Sr. | 9 | 80 |
| 1954 | Gary Glick, Colorado St. | Jr. | 8 | 168 |
| 1955 | Sam Wesley, Oregon St. | Jr. | 7 | 61 |
| 1956 | Jack Hill, Utah St. | Sr. | 7 | 132 |
| 1957 | Ray Toole, North Texas | Sr. | 7 | 133 |
| 1958 | Jim Norton, Idaho | Jr. | 9 | 222 |
| 1959 | Bud Whitehead, Florida St. | Jr. | 6 | 111 |
| 1960 | Bob O'Billovich, Montana | Jr. | 7 | 71 |
| 1961 | Joe Zuger, Arizona St. | Sr. | 10 | 121 |
| 1962 | Byron Beaver, Houston | Sr. | 10 | 56 |
| 1963 | Dick Kern, William & Mary | Sr. | 8 | 116 |
| 1964 | Tony Carey, Notre Dame | Jr. | 8 | 121 |
| 1965 | Bob Sullivan, Maryland | Sr. | 10 | 61 |
| 1966 | Henry King, Utah St. | Sr. | 11 | 180 |
| 1967 | Steve Haterius, West Tex. A&M | Sr. | 11 | 90 |
| 1968 | Al Worley, Washington | Sr. | *14 | 130 |
| 1969 | Seth Miller, Arizona St. | Sr. | 11 | 63 |

Beginning in 1970, ranked on per-game (instead of total) number

| Year | Player, Team | Class | No. | Avg. | Yards |
|------|---------------------------|-------|-----|------|-------|
| 1970 | Mike Sensibaugh, Ohio St. | Sr. | 8 | 1.00 | 40 |
| 1971 | Frank Polito, Villanova | So. | 10 | 1.20 | 261 |
| 1972 | Mike Townsend, Notre Dame | Jr. | 10 | 1.00 | 39 |
| 1973 | Mike Gow, Illinois | Jr. | 11 | 0.91 | 142 |
| 1974 | Mike Haynes, Arizona St. | Jr. | 12 | 0.92 | 115 |
| 1975 | Jim Bolding, East Caro. | Jr. | 10 | 1.00 | 51 |
| 1976 | Anthony Francis, Houston | Jr. | 11 | 0.91 | 118 |

| Year | Player, Team | Class | G | No. | Avg. | Yards |
|------|----------------------------------|-------|----|-----|------|-------|
| 1977 | Paul Lawler, Colgate | Sr. | 9 | 7 | 0.78 | 53 |
| 1978 | Pete Harris, Penn St. | Jr. | 11 | 10 | 0.91 | 155 |
| 1979 | Joe Callan, Ohio | Sr. | 9 | 9 | 1.00 | 110 |
| 1980 | Ronnie Lott, Southern California | Sr. | 11 | 8 | 0.73 | 166 |
| | Steve McNamee, William & Mary | Sr. | 11 | 8 | 0.73 | 125 |
| | Greg Benton, Drake | Sr. | 11 | 8 | 0.73 | 119 |
| | Jeff Hipp, Georgia | Sr. | 11 | 8 | 0.73 | 104 |
| | Mike Richardson, Arizona St. | So. | 11 | 8 | 0.73 | 89 |
| | Vann McElroy, Baylor | Jr. | 11 | 8 | 0.73 | 73 |
| 1981 | Sam Shaffer, Temple | Sr. | 10 | 9 | 0.90 | 76 |
| 1982 | Terry Hoage, Georgia | Jr. | 10 | 12 | 1.20 | 51 |
| 1983 | Martin Bayless, Bowling Green | Sr. | 11 | 10 | 0.91 | 64 |
| 1984 | Tony Thurman, Boston College | Sr. | 11 | 12 | 1.09 | 99 |
| 1985 | Chris White, Tennessee | Sr. | 11 | 9 | 0.82 | 168 |
| | Kevin Walker, East Caro. | Sr. | 11 | 9 | 0.82 | 155 |
| 1986 | Bennie Blades, Miami (Fla.) | Jr. | 11 | 10 | 0.91 | 128 |
| 1987 | Keith McMeans, Virginia | Fr. | 10 | 9 | 0.90 | 35 |
| 1988 | Kurt Larson, Michigan St. (LB) | Sr. | 11 | 8 | 0.73 | 78 |
| | Andy Logan, Kent St. | Sr. | 11 | 8 | 0.73 | 54 |
| 1989 | Cornelius Price, Houston | Jr. | 11 | 12 | 1.09 | 187 |
| | Bob Navarro, Eastern Mich. | Jr. | 11 | 12 | 1.09 | 73 |
| 1990 | Jerry Parks, Houston | Jr. | 11 | 8 | 0.73 | 124 |
| 1991 | Terrell Buckley, Florida St. | Jr. | 12 | 12 | 1.00 | 238 |
| 1992 | Carlton McDonald, Air Force | Sr. | 11 | 8 | 0.73 | 109 |
| 1993 | Orlando Thomas, La-Lafayette | Jr. | 11 | 9 | 0.82 | 84 |
| 1994 | Aaron Beasley, West Virginia | Jr. | 12 | 10 | 0.83 | 133 |
| 1995 | Willie Smith, Louisiana Tech | Jr. | 10 | 8 | 0.80 | 65 |
| 1996 | Dre' Bly, North Carolina | Fr. | 11 | 11 | 1.00 | 141 |
| 1997 | Brian Lee, Wyoming | Sr. | 11 | 8 | 0.73 | 103 |
| 1998 | Jamar Fletcher, Wisconsin | Fr. | 9 | 6 | 0.67 | 99 |
| 1999 | Deltha O'Neal, California | Sr. | 11 | 9 | 0.82 | 280 |
| | Deon Grant, Tennessee | Jr. | 11 | 9 | 0.82 | 167 |
| | Rodregis Brooks, UAB | Jr. | 11 | 9 | 0.82 | 152 |
| 2000 | Dwight Smith, Akron | Sr. | 11 | 10 | 0.91 | 208 |
| | Anthony Floyd, Louisville | So. | 11 | 10 | 0.91 | 152 |
| 2001 | Edward Reed, Miami (Fla.) | Sr. | 11 | 9 | 0.82 | 206 |
| 2002 | Jim Leonhard, Wisconsin | So. | 14 | 11 | 0.79 | 115 |
| 2003 | Sean Taylor, Miami (Fla.) | Jr. | 12 | 10 | 0.83 | 184 |
| 2004 | Chris Harris, La-Monroe | Sr. | 11 | 7 | 0.64 | 11 |
| | Charles Gordon, Kansas | So. | 11 | 7 | 0.64 | 52 |
| 2005 | Aaron Gibson, Oregon | Sr. | 12 | 7 | 0.64 | 117 |

*Record.

DEFENSIVE RECORDS
(Since 2000)

Total Tackles

CAREER TOTAL TACKLES PER GAME

(Min. 300 Total Tackles; Player must have concluded his career)

| Player, Team | Years | G | Solo | Ast. | Total | Avg. |
|---------------------------------------|---------|----|------|------|-------|-------|
| E.J. Henderson, Maryland | 2000-02 | 35 | 308 | 126 | 434 | 12.40 |
| Hanik Milligan, Houston | 2000-02 | 34 | 235 | 170 | 405 | 11.91 |
| Tim McGarigle, Northwestern | 2002-05 | 48 | 319 | 226 | *545 | 11.35 |
| Rod Davis, Southern Miss. | 2000-03 | 47 | *360 | 166 | 526 | 11.21 |
| Justin Berault, Ball St. | 2001-04 | 46 | 267 | 241 | 508 | 11.04 |
| Ryan Fowler, Duke | 2000-03 | 46 | 286 | 209 | 495 | 10.76 |
| Dantonio Burnette, North Carolina St. | 2000-02 | 34 | 185 | 178 | 363 | 10.68 |
| Grant Wiley, West Virginia | 2000-03 | 47 | 298 | 194 | 492 | 10.47 |
| Josh Smith, Navy | 2002-04 | 34 | 164 | 190 | 354 | 10.41 |
| Jerry Schumacher, Illinois | 2000-02 | 35 | 236 | 115 | 351 | 10.03 |
| Dexter Reid, North Carolina | 2000-03 | 47 | 304 | 162 | 466 | 9.91 |
| Alfred Fincher, Connecticut | 2002-04 | 36 | 181 | 166 | 347 | 9.64 |
| Matt Pusateri, Miami (Ohio) | 2001-04 | 51 | 313 | 172 | 485 | 9.51 |
| Adam Seward, UNLV | 2001-04 | 46 | 215 | 218 | 433 | 9.41 |
| Derrick Johnson, Texas | 2001-04 | 49 | 281 | 177 | 458 | 9.35 |
| James King, Central Mich. | 2001-04 | 45 | 268 | 141 | 409 | 9.09 |
| Abdul Hodge, Iowa | 2002-05 | 50 | 289 | 164 | 453 | 9.06 |
| John Leake, Clemson | 2000-03 | 49 | 244 | 199 | 443 | 9.04 |
| Terrell Jones, Miami (Ohio) | 2000-03 | 47 | 258 | 166 | 424 | 9.02 |
| Nick Duffy, Northern Ill. | 2000-03 | 39 | 236 | 103 | 339 | 8.69 |
| Barrett Ruud, Nebraska | 2001-04 | 50 | 218 | 214 | 432 | 8.64 |
| Akil Grant, Northern Ill. | 2000-03 | 42 | 246 | 115 | 361 | 8.60 |

*Record.

SEASON TOTAL TACKLES PER GAME

| Player, Team | Year | G | Solo | Ast. | Total | Avg. |
|----------------------------------|-------|----|------|------|-------|------|
| Rick Sherrod, West Virginia | †2001 | 10 | 102 | 54 | 156 | 15.6 |
| Jimmy Cottrell, New Mexico St. | †2005 | 12 | 90 | 89 | 179 | 14.9 |
| Hanik Milligan, Houston | 2001 | 10 | 82 | 67 | 149 | 14.9 |
| Levar Fisher, North Carolina St. | †2000 | 11 | 93 | 70 | 163 | 14.8 |
| Kyle Kayden, West Virginia | 2001 | 11 | 88 | 71 | 159 | 14.5 |

| Player, Team | Year | G | Solo | Ast. | Total | Avg. |
|--------------------------------|-------|----|------|------|-------|------|
| Jack Brewer, Minnesota | 2001 | 11 | 89 | 66 | 155 | 14.1 |
| Hunter Hillenmeyer, Vanderbilt | †2002 | 12 | 116 | 52 | 168 | 14.0 |
| Nick Greisen, Wisconsin | 2001 | 12 | 101 | 66 | 167 | 13.9 |
| Pernell Griffin, East Caro. | 2001 | 11 | 72 | 81 | 153 | 13.9 |
| Dexter Reid, North Carolina | 2002 | 12 | 107 | 59 | 166 | 13.8 |
| Lawrence Flugence, Texas Tech | 2002 | 14 | 124 | 69 | *193 | 13.8 |

*Record. †National champion.

CAREER TOTAL TACKLES

| Player, Team | Years | G | Solo | Ast. | Total |
|---------------------------------------|-----------|----|------|------|-------|
| Tim McGarigle, Northwestern | 2002-05 | 48 | 319 | 226 | 545 |
| Rod Davis, Southern Miss. | 2000-03 | 47 | *360 | 166 | 526 |
| Justin Berault, Ball St. | 2001-04 | 46 | 267 | 241 | 508 |
| Ryan Fowler, Duke | 2000-03 | 46 | 286 | 209 | 495 |
| Grant Wiley, West Virginia | 2000-03 | 47 | 298 | 194 | 492 |
| Matt Pusateri, Miami (Ohio) | 2001-04 | 51 | 313 | 172 | 485 |
| Dexter Reid, North Carolina | 2000-03 | 47 | 304 | 162 | 466 |
| Derrick Johnson, Texas | 2001-04 | 49 | 281 | 177 | 458 |
| Abdul Hodge, Iowa | 2002-05 | 50 | 289 | 164 | 453 |
| John Leake, Clemson | 2000-03 | 49 | 244 | 199 | 443 |
| E.J. Henderson, Maryland | 2000-02 | 35 | 308 | 126 | 434 |
| Adam Seward, UNLV | 2001-04 | 46 | 215 | 218 | 433 |
| Barrett Ruud, Nebraska | 2001-04 | 50 | 218 | 214 | 432 |
| Terrell Jones, Miami (Ohio) | 2000-03 | 47 | 258 | 166 | 424 |
| Chad Greenway, Iowa | 2002-05 | 50 | 252 | 164 | 416 |
| James King, Central Mich. | 2001-04 | 45 | 268 | 141 | 409 |
| Hanik Milligan, Houston | 2000-02 | 34 | 235 | 170 | 405 |
| Kirk Morrison, San Diego St. | \$2000-04 | 47 | 241 | 125 | 366 |
| Dantonio Burnette, North Carolina St. | 2000-02 | 34 | 185 | 178 | 363 |
| Akil Grant, Northern Ill. | 2000-03 | 42 | 246 | 115 | 361 |
| Stuart Schweigert, Purdue | 2000-03 | 49 | 226 | 134 | 360 |
| Josh Smith, Navy | 2002-04 | 34 | 164 | 190 | 354 |
| Jerry Schumacher, Illinois | 2000-02 | 35 | 236 | 115 | 351 |
| Bob Sanders, Iowa | 2000-03 | 46 | 235 | 113 | 348 |
| Alfred Fincher, Connecticut | 2002-04 | 36 | 181 | 166 | 347 |

*Record. \$See page 10 for explanation.

SEASON TOTAL TACKLES

| Player, Team | Year | G | Solo | Ast | Total |
|----------------------------------|-------|----|------|-----|-------|
| Lawrence Flugence, Texas Tech | 2002 | 14 | 124 | 69 | 193 |
| Josh Buhl, Kansas St. | 2003 | 15 | 109 | 75 | 184 |
| Tom Ward, Toledo | 2002 | 14 | 107 | 73 | 180 |
| Jimmy Cottrell, New Mexico St. | †2005 | 12 | 90 | 89 | 179 |
| E.J. Henderson, Maryland | 2002 | 14 | *135 | 40 | 175 |
| John Leake, Clemson | 2002 | 13 | 81 | 88 | 169 |
| Hunter Hillenmeyer, Vanderbilt | †2002 | 12 | 116 | 52 | 168 |
| Byron Hardmon, Florida | 2002 | 13 | 104 | 64 | 168 |
| Nick Greisen, Wisconsin | 2001 | 12 | 101 | 66 | 167 |
| Rodney Thomas, Clemson | 2002 | 13 | 82 | 85 | 167 |
| Rod Davis, Southern Miss. | 2002 | 13 | 121 | 46 | 167 |
| Grant Wiley, West Virginia | 2003 | 13 | 99 | 68 | 167 |
| Dexter Reid, North Carolina | 2002 | 12 | 107 | 59 | 166 |
| Rod Davis, Southern Miss. | †2003 | 12 | 111 | 53 | 164 |
| Levar Fisher, North Carolina St. | †2000 | 11 | 93 | 70 | 163 |
| Kyle Kayden, West Virginia | 2001 | 11 | 88 | 71 | 159 |
| Max Yates, Marshall | 2001 | 12 | 92 | 67 | 159 |

*Record. †National champion.



Tim McGarigle was a tackling machine during his career at Northwestern. McGarigle is the all-time leader in Division I-A history with 545 total tackles.

Northwestern Sports Information

SINGLE-GAME TOTAL TACKLES

(Since 2000)

| Tackles | Player, Team (Opponent) | Date |
|---------|---|----------------|
| 26 | Brian Leigeb, Central Mich. (Northern Ill.) | Nov. 17, 2000 |
| 26 | Doug Szymul, Northwestern (Navy) | Sept. 21, 2002 |
| 25 | Bob Sanders, Iowa (Indiana) | Oct. 20, 2001 |
| 25 | DeMeco Ryans, Alabama (Arkansas) | Sept. 27, 2003 |
| 25 | Tim McGarigle, Northwestern (Wisconsin) | Oct. 8, 2005 |
| 24 | Pernell Griffin, East Caro. (Wake Forest) | Sept. 1, 2001 |
| 24 | Dantonio Burnette, North Carolina St. (Clemson) | Oct. 13, 2001 |
| 24 | Brad White, Wake Forest (Navy) | Nov. 23, 2002 |
| 24 | Chris Moore, East Caro. (Cincinnati) | Sept. 1, 2003 |
| 24 | Rich Constantine, Ohio (Marshall) | Nov. 28, 2003 |

ANNUAL CHAMPIONS

| Year | Player, Team | Class | G | Solo | Ast. | Total | Avg. |
|------|----------------------------------|-------|----|------|------|-------|-------|
| 2000 | Levar Fisher, North Carolina St. | Jr. | 11 | 93 | 70 | 163 | 14.8 |
| 2001 | Rick Sherrad, West Virginia | Sr. | 10 | 102 | 54 | 156 | *15.6 |
| 2002 | Hunter Hillenmeyer, Vanderbilt | Sr. | 12 | 116 | 52 | 168 | 14.0 |
| 2003 | Rod Davis, Southern Miss. | Sr. | 12 | 111 | 53 | 164 | 13.7 |
| 2004 | Greg Washington, Army | Sr. | 11 | 73 | 76 | 149 | 13.6 |
| 2005 | Jimmy Cottrell, New Mexico St. | Sr. | 12 | 90 | 89 | 179 | 14.9 |

*Record.

Solo Tackles

CAREER SOLO TACKLES PER GAME

(Min. 225 Solo Tackles; Player must have concluded his career)

| Player, Team | Years | G | Solo | Avg. |
|------------------------------|-----------|----|------|------|
| E.J. Henderson, Maryland | 2000-02 | 35 | 308 | 8.80 |
| Rod Davis, Southern Miss. | 2000-03 | 47 | *360 | 7.66 |
| Hanik Milligan, Houston | 2000-02 | 34 | 235 | 6.91 |
| Jerry Schumacher, Illinois | 2000-02 | 35 | 236 | 6.74 |
| Tim McGarigle, Northwestern | 2002-05 | 48 | 319 | 6.65 |
| Dexter Reid, North Carolina | 2000-03 | 47 | 304 | 6.47 |
| Grant Wiley, West Virginia | 2000-03 | 47 | 298 | 6.34 |
| Ryan Fowler, Duke | 2000-03 | 46 | 286 | 6.22 |
| Matt Pusateri, Miami (Ohio) | 2001-04 | 51 | 313 | 6.14 |
| Nick Duffy, Northern Ill. | 2000-03 | 39 | 236 | 6.05 |
| James King, Central Mich. | 2001-04 | 45 | 268 | 5.96 |
| Akil Grant, Northern Ill. | 2000-03 | 42 | 246 | 5.86 |
| Justin Beriault, Ball St. | 2001-04 | 46 | 267 | 5.80 |
| Abdul Hodge, Iowa | 2002-05 | 50 | 289 | 5.78 |
| Derrick Johnson, Texas | 2001-04 | 49 | 281 | 5.73 |
| Terrrell Jones, Miami (Ohio) | 2000-03 | 47 | 258 | 5.49 |
| Kirk Morrison, San Diego St. | \$2000-04 | 47 | 241 | 5.13 |
| Bob Sanders, Iowa | 2000-03 | 46 | 235 | 5.11 |
| Chad Greenway, Iowa | 2002-05 | 50 | 252 | 5.04 |
| John Leake, Clemson | 2000-03 | 49 | 244 | 4.98 |

*Record. \$See page 10 for explanation.

SEASON SOLO TACKLES PER GAME

| Player, Team | Year | G | Solo | Avg. |
|--------------------------------|-------|----|------|------|
| Rick Sherrad, West Virginia | †2001 | 10 | 102 | 10.2 |
| Hunter Hillenmeyer, Vanderbilt | †2002 | 12 | 116 | 9.7 |
| E.J. Henderson, Maryland | 2002 | 14 | *135 | 9.6 |
| E.J. Henderson, Maryland | 2001 | 11 | 104 | 9.5 |
| Rod Davis, Southern Miss. | 2002 | 13 | 121 | 9.3 |
| Rod Davis, Southern Miss. | †2003 | 12 | 111 | 9.3 |
| Tito Rodriguez, UCF | 2001 | 11 | 100 | 9.1 |
| Chris Moore, East Caro. | 2003 | 11 | 100 | 9.1 |
| Patrick Willis, Mississippi | †2005 | 10 | 90 | 9.0 |
| Dexter Reid, North Carolina | 2002 | 12 | 107 | 8.9 |
| Tito Rodriguez, UCF | 2001 | 9 | 80 | 8.9 |
| Lawrence Flugence, Texas Tech | 2002 | 14 | 124 | 8.9 |

*Record. †National champion.

CAREER SOLO TACKLES

| Player, Team | Years | G | Solo |
|------------------------------|---------|----|------|
| Rod Davis, Southern Miss. | 2000-03 | 47 | 360 |
| Tim McGarigle, Northwestern | 2002-05 | 48 | 319 |
| Matt Pusateri, Miami (Ohio) | 2001-04 | 51 | 313 |
| E.J. Henderson, Maryland | 2000-02 | 35 | 308 |
| Dexter Reid, North Carolina | 2000-03 | 47 | 304 |
| Grant Wiley, West Virginia | 2000-03 | 47 | 298 |
| Abdul Hodge, Iowa | 2002-05 | 50 | 289 |
| Ryan Fowler, Duke | 2000-03 | 46 | 286 |
| Derrick Johnson, Texas | 2001-04 | 49 | 281 |
| James King, Central Mich. | 2001-04 | 45 | 268 |
| Justin Beriault, Ball St. | 2001-04 | 46 | 267 |
| Terrrell Jones, Miami (Ohio) | 2000-03 | 47 | 258 |

| Player, Team | Years | G | Solo |
|------------------------------|-----------|----|------|
| Chad Greenway, Iowa | 2002-05 | 50 | 252 |
| Akil Grant, Northern Ill. | 2000-03 | 42 | 246 |
| John Leake, Clemson | 2000-03 | 49 | 244 |
| Kirk Morrison, San Diego St. | \$2000-04 | 47 | 241 |
| Jerry Schumacher, Illinois | 2000-02 | 35 | 236 |
| Nick Duffy, Northern Ill. | 2000-03 | 39 | 236 |
| Hanik Milligan, Houston | 2000-02 | 34 | 235 |

\$See page 10 for explanation.

SEASON SOLO TACKLES

| Player, Team | Year | G | Solo |
|----------------------------------|-------|----|------|
| E.J. Henderson, Maryland | 2002 | 14 | 135 |
| Lawrence Flugence, Texas Tech | 2002 | 14 | 124 |
| Rod Davis, Southern Miss. | 2002 | 13 | 121 |
| Hunter Hillenmeyer, Vanderbilt | †2002 | 12 | 116 |
| Andre Maddox, North Carolina St. | 2003 | 13 | 113 |
| Rod Davis, Southern Miss. | †2003 | 12 | 111 |
| Leroy Hill, Clemson | 2003 | 13 | 110 |
| Josh Buhl, Kansas St. | 2003 | 15 | 109 |
| Dexter Reid, North Carolina | 2002 | 12 | 107 |
| Tom Ward, Toledo | 2002 | 14 | 107 |

†National champion.

SINGLE-GAME SOLO TACKLES

(Since 2000)

| Solo | Player, Team (Opponent) | Date |
|------|--|----------------|
| 20 | Tyrell Johnson, Arkansas St. (North Texas) | Nov. 26, 2005 |
| 19 | Doug Szymul, Northwestern (Navy) | Sept. 21, 2002 |
| 18 | Brian Leigeb, Central Mich. (Northern Ill.) | Nov. 17, 2000 |
| 18 | Nick Duffy, Northern Ill. (Ball St.) | Nov. 17, 2001 |
| 17 | Tom Ward, Toledo (UNLV) | Sept. 21, 2002 |
| 17 | Matt McCoy, San Diego St. (Michigan) | Sept. 18, 2004 |
| 17 | A.J. Nicholson, Florida St. (Boston College) | Sept. 17, 2005 |
| 17 | Nelson Coleman, Tulsa (Rice) | Oct. 15, 2005 |
| 16 | Quincy Monk, North Carolina (Wake Forest) | Nov. 10, 2001 |
| 16 | Dexter Reid, North Carolina (Clemson) | Nov. 9, 2002 |
| 16 | E.J. Henderson, Maryland (Wake Forest) | Nov. 30, 2002 |
| 16 | Lewis Moore, Pittsburgh (Toledo) | Sept. 20, 2003 |
| 16 | Rod Davis, Southern Miss. (TCU) | Nov. 20, 2003 |
| 16 | Barrett Ruid, Nebraska (Kansas St.) | Oct. 23, 2004 |

ANNUAL CHAMPIONS

| Year | Player, Team | Class | G | Solo | Avg. |
|------|--------------------------------|-------|----|------|-------|
| 2001 | Rick Sherrad, West Virginia | Sr. | 10 | 102 | *10.2 |
| 2002 | Hunter Hillenmeyer, Vanderbilt | Sr. | 12 | 116 | 9.7 |
| 2003 | Rod Davis, Southern Miss. | Sr. | 12 | 111 | 9.3 |
| 2004 | Tim McGarigle, Northwestern | Jr. | 12 | 102 | 8.5 |
| 2005 | Patrick Willis, Mississippi | Jr. | 10 | 90 | 9.0 |

*Record.

Tackles for Loss

CAREER TACKLES FOR LOSS PER GAME

(Min. 25 Tackles For Loss; Player must have concluded his career)

| Player, Team | Years | G | Solo | Ast. | Total | Avg. |
|------------------------------------|---------|----|------|------|-------|------|
| Julius Peppers, North Carolina | 2000-01 | 23 | 43 | 0 | 43.0 | 1.87 |
| Terrell Suggs, Arizona St. | 2000-02 | 36 | 61 | 9 | 65.5 | 1.82 |
| E.J. Henderson, Maryland | 2000-02 | 35 | 59 | 4 | 61.0 | 1.74 |
| Antwan Peek, Cincinnati | 2000-02 | 34 | 56 | 0 | 56.0 | 1.65 |
| Dan Klecko, Temple | 2000-02 | 30 | 49 | 0 | 49.0 | 1.63 |
| Jason Babin, Western Mich. | 2000-03 | 47 | 73 | 4 | *75.0 | 1.60 |
| Calvin Pace, Wake Forest | 2000-02 | 34 | 52 | 0 | 52.0 | 1.53 |
| Tully Banta-Cain, California | 2000-02 | 34 | 49 | 5 | 51.5 | 1.51 |
| Travis LaBoy, Hawaii | 2001-03 | 34 | 50 | 0 | 50.0 | 1.47 |
| Farouk Adelekan, Houston | 2002-03 | 17 | 24 | 2 | 25.0 | 1.47 |
| Kenechi Udeze, Southern California | 2001-03 | 37 | 50 | 6 | 53.0 | 1.43 |
| Bo Schobel, TCU | 2000-03 | 37 | 51 | 0 | 51.0 | 1.38 |

*Record.

SEASON TACKLES FOR LOSS PER GAME

| Player, Team | Year | G | Solo | Ast. | Total | Avg. |
|------------------------------|-------|----|------|------|-------|------|
| Kenny Philpot, Eastern Mich. | †2001 | 11 | 26 | 9 | 30.5 | 2.8 |
| Jason Babin, Western Mich. | †2003 | 12 | 31 | 2 | *32.0 | 2.7 |
| E.J. Henderson, Maryland | 2001 | 11 | 26 | 4 | 28.0 | 2.6 |
| Wayne Rogers, Houston | †2000 | 11 | 27 | 0 | 27.0 | 2.5 |
| Dan Bazuin, Central Mich. | †2005 | 11 | 24 | 5 | 26.5 | 2.4 |
| Jonathan Goddard, Marshall | †2004 | 12 | 23 | 11 | 28.5 | 2.4 |
| Bryan Knight, Pittsburgh | 2000 | 11 | 26 | 0 | 26.0 | 2.4 |
| Larry Foote, Michigan | 2001 | 10 | 21 | 5 | 23.5 | 2.4 |
| Terrell Suggs, Arizona St. | †2002 | 14 | 27 | 9 | 31.5 | 2.3 |
| leMarcus McDonald, TCU | 2001 | 11 | 23 | 3 | 24.5 | 2.2 |

| Player, Team | Year | G | Solo | Ast. | Total | Avg. |
|--------------------------------|------|----|------|------|-------|------|
| Robert Thomas, UCLA | 2001 | 11 | 23 | 3 | 24.5 | 2.2 |
| Julius Peppers, North Carolina | 2000 | 11 | 24 | 0 | 24.0 | 2.2 |
| Jason Babin, Western Mich. | 2002 | 12 | 25 | 2 | 26.0 | 2.2 |

*Record. †National champion.

CAREER TACKLES FOR LOSS

| Player, Team | Years | G | Solo | Ast. | Total |
|------------------------------------|---------|----|------|------|-------|
| Jason Babin, Western Mich. | 2000-03 | 47 | 73 | 4 | 75.0 |
| Terrell Suggs, Arizona St. | 2000-02 | 36 | 61 | 9 | 65.5 |
| Jonathan Goddard, Marshall | 2001-04 | 48 | 60 | 11 | 65.5 |
| Derrick Johnson, Texas | 2001-04 | 49 | 65 | 0 | 65.0 |
| E.J. Henderson, Maryland | 2000-02 | 35 | 59 | 4 | 61.0 |
| Rod Davis, Southern Miss. | 2000-03 | 47 | 60 | 1 | 60.5 |
| Shaun Phillips, Purdue | 2000-03 | 47 | 53 | 13 | 59.5 |
| David Pollack, Georgia | 2001-04 | 50 | 58 | 0 | 58.0 |
| Antwan Peek, Cincinnati | 2000-02 | 34 | 56 | 0 | 56.0 |
| Kenechi Udeze, Southern California | 2001-03 | 37 | 50 | 6 | 53.0 |
| Calvin Pace, Wake Forest | 2000-02 | 34 | 52 | 0 | 52.0 |
| Tully Banta-Cain, California | 2000-02 | 34 | 49 | 5 | 51.5 |
| Bo Schobel, TCU | 2000-03 | 37 | 51 | 0 | 51.0 |
| Travis LaBoy, Hawaii | 2001-03 | 34 | 50 | 0 | 50.0 |
| Barrett Ruud, Nebraska | 2001-04 | 50 | 50 | 0 | 50.0 |

SEASON TACKLES FOR LOSS

| Player, Team | Year | G | Solo | Ast. | Total |
|------------------------------------|-------|----|------|------|-------|
| Jason Babin, Western Mich. | †2003 | 12 | 31 | 2 | 32.0 |
| Terrell Suggs, Arizona St. | †2002 | 14 | 27 | 9 | 31.5 |
| Kenny Philpot, Eastern Mich. | †2001 | 11 | 26 | 9 | 30.5 |
| Jonathan Goddard, Marshall | †2004 | 12 | 23 | 11 | 28.5 |
| E.J. Henderson, Maryland | 2001 | 11 | 26 | 4 | 28.0 |
| Wayne Rogers, Houston | †2000 | 11 | 27 | 0 | 27.0 |
| Leroy Hill, Clemson | 2003 | 13 | 27 | 0 | 27.0 |
| Dan Bazuin, Central Mich. | †2005 | 11 | 24 | 5 | 26.5 |
| Bryan Knight, Pittsburgh | 2000 | 11 | 26 | 0 | 26.0 |
| Jason Babin, Western Mich. | 2002 | 12 | 25 | 2 | 26.0 |
| Kenechi Udeze, Southern California | 2003 | 13 | 23 | 6 | 26.0 |
| Dwight Freeneey, Syracuse | 2001 | 12 | 24 | 3 | 25.5 |
| Chris Johnson, Kansas St. | 2000 | 12 | 25 | 0 | 25.0 |
| LaMarcus McDonald, TCU | 2002 | 12 | 20 | 10 | 25.0 |
| Jonathan Babineaux, Iowa | 2004 | 12 | 24 | 2 | 25.0 |

†National champion.

SINGLE-GAME TACKLES FOR LOSS

(Since 2000)

| TFL | Player, Team (Opponent) | Date |
|-----|---|----------------|
| 7.0 | Chris Johnson, Kansas St. (Kansas) | Oct. 7, 2000 |
| 7.0 | Richard Seigler, Oregon St. (Arizona St.) | Oct. 20, 2001 |
| 7.0 | Larry Foote, Michigan (Iowa) | Oct. 27, 2001 |
| 6.5 | Terrell Suggs, Arizona St. (Washington) | Oct. 26, 2002 |
| 6.5 | Alex Lewis, Wisconsin (Purdue) | Oct. 18, 2003 |
| 6.0 | Julius Peppers, North Carolina (Virginia) | Oct. 28, 2000 |
| 6.0 | James Davis, West Virginia (East Caro.) | Nov. 18, 2000 |
| 6.0 | Akin Ayodele, Purdue (Cincinnati) | Sept. 2, 2001 |
| 6.0 | Nate Bolling, Wake Forest (Maryland) | Sept. 22, 2001 |
| 6.0 | Wendell Bryant, Wisconsin (Penn St.) | Sept. 22, 2001 |
| 6.0 | Andy Stark, Ball St. (Central Mich.) | Nov. 20, 2004 |

ANNUAL CHAMPIONS

| Year | Player, Team | G | Solo | Ast. | Total | Avg. |
|------|------------------------------|----|------|------|-------|------|
| 2000 | Wayne Rogers, Houston | 11 | 27 | 0 | 27.0 | 2.5 |
| 2001 | Kenny Philpot, Eastern Mich. | 11 | 26 | 9 | 30.5 | *2.8 |
| 2002 | Terrell Suggs, Arizona St. | 14 | 27 | 9 | 31.5 | 2.3 |
| 2003 | Jason Babin, Western Mich. | 12 | 31 | 2 | *32.0 | 2.7 |
| 2004 | Jonathan Goddard, Marshall | 12 | 23 | 11 | 28.5 | 2.4 |
| 2005 | Dan Bazuin, Central Mich. | 11 | 24 | 5 | 26.5 | 2.4 |

*Record.

Pass Sacks

CAREER PASS SACKS PER GAME

(Min. 20 Pass Sacks; Player must have concluded his career)

| Player, Team | Years | G | Solo | Ast. | Total | Avg. |
|--------------------------------|---------|----|------|------|-------|------|
| Dwight Freeneey, Syracuse | 2000-01 | 19 | 30 | 1 | 30.5 | 1.61 |
| Terrell Suggs, Arizona St. | 2000-02 | 36 | 43 | 2 | *44.0 | 1.22 |
| Julius Peppers, North Carolina | 2000-01 | 23 | 24 | 1 | 24.5 | 1.07 |
| Dan Klecko, Temple | 2000-02 | 30 | 26 | 0 | 26.0 | 0.87 |
| Jason Babin, Western Mich. | 2000-03 | 47 | 37 | 2 | 38.0 | 0.81 |
| Calvin Pace, Wake Forest | 2000-02 | 34 | 27 | 0 | 27.0 | 0.79 |
| Antwan Peek, Cincinnati | 2000-02 | 34 | 26 | 2 | 27.0 | 0.79 |
| Tully Banta-Cain, California | 2000-02 | 34 | 25 | 3 | 26.5 | 0.78 |

| Player, Team | Years | G | Solo | Ast. | Total | Avg. |
|------------------------------------|---------|----|------|------|-------|------|
| Bo Schobel, TCU | 2000-03 | 37 | 27 | 4 | 29.0 | 0.78 |
| Kenechi Udeze, Southern California | 2001-03 | 37 | 27 | 2 | 28.0 | 0.76 |
| Elvis Dumervil, Louisville | 2002-05 | 44 | 31 | 2 | 32.0 | 0.73 |
| David Pollack, Georgia | 2001-04 | 50 | 35 | 2 | 36.0 | 0.72 |
| Shaun Phillips, Purdue | 2000-03 | 47 | 31 | 5 | 33.5 | 0.71 |
| Travis LaBoy, Hawaii | 2001-03 | 34 | 24 | 0 | 24.0 | 0.71 |

*Record.

SEASON PASS SACKS PER GAME

| Player, Team | Year | G | Solo | Ast. | Total | Avg. |
|------------------------------------|-------|----|------|------|-------|------|
| Terrell Suggs, Arizona St. | †2002 | 14 | 23 | 2 | *24.0 | 1.71 |
| Elvis Dumervil, Louisville | †2005 | 12 | 19 | 2 | 20.0 | 1.67 |
| Dwight Freeneey, Syracuse | †2001 | 12 | 17 | 1 | 17.5 | 1.5 |
| Dan Bazuin, Central Mich. | 2005 | 11 | 15 | 2 | 16.0 | 1.5 |
| Michael Josiah, Louisville | †2000 | 9 | 12 | 1 | 12.5 | 1.4 |
| Julius Peppers, North Carolina | 2000 | 11 | 15 | 0 | 15.0 | 1.4 |
| Dewayne White, Louisville | 2001 | 11 | 15 | 0 | 15.0 | 1.4 |
| Willie Evans, Mississippi St. | 2005 | 11 | 12 | 6 | 15.0 | 1.4 |
| Jonathan Goddard, Marshall | †2004 | 12 | 15 | 2 | 16.0 | 1.3 |
| Osi Umenyiora, Troy | 2002 | 12 | 16 | 0 | 16.0 | 1.3 |
| Tom Canada, California | 2002 | 9 | 12 | 0 | 12.0 | 1.3 |
| Justin Parrish, Kent St. | 2004 | 11 | 13 | 2 | 14.0 | 1.3 |
| Dave Ball, UCLA | †2003 | 13 | 16 | 1 | 16.5 | 1.3 |
| Kenechi Udeze, Southern California | †2003 | 13 | 16 | 1 | 16.5 | 1.3 |
| D.D. Acholonu, Washington St. | †2003 | 13 | 16 | 1 | 16.5 | 1.3 |
| Bryan Thomas, UAB | 2001 | 11 | 14 | 0 | 14.0 | 1.3 |
| Jason Babin, Western Mich. | 2003 | 12 | 15 | 0 | 15.0 | 1.3 |
| Antwan Peek, Cincinnati | 2001 | 10 | 12 | 1 | 12.5 | 1.3 |

*Record. †National champion.

CAREER PASS SACKS

| Player, Team | Years | G | Solo | Ast. | Total |
|------------------------------------|---------|----|------|------|-------|
| Terrell Suggs, Arizona St. | 2000-02 | 36 | 43 | 2 | 44.0 |
| Jason Babin, Western Mich. | 2000-03 | 47 | 37 | 2 | 38.0 |
| David Pollack, Georgia | 2001-04 | 50 | 35 | 2 | 36.0 |
| Shaun Phillips, Purdue | 2000-03 | 47 | 31 | 5 | 33.5 |
| Elvis Dumervil, Louisville | 2002-05 | 44 | 31 | 2 | 32.0 |
| Dwight Freeneey, Syracuse | 2000-01 | 19 | 30 | 1 | 30.5 |
| Dave Ball, UCLA | 2000-03 | 49 | 30 | 1 | 30.5 |
| Matt Roth, Iowa | 2001-04 | 50 | 30 | 0 | 30.0 |
| Jorge Cordova, Nevada | 2000-03 | 42 | 28 | 2 | 29.0 |
| Bo Schobel, TCU | 2000-03 | 37 | 27 | 4 | 29.0 |
| Kenechi Udeze, Southern California | 2001-03 | 37 | 27 | 2 | 28.0 |
| Jonathan Goddard, Marshall | 2001-04 | 48 | 26 | 3 | 27.5 |
| Calvin Pace, Wake Forest | 2000-02 | 34 | 27 | 0 | 27.0 |
| Antwan Peek, Cincinnati | 2000-02 | 34 | 26 | 2 | 27.0 |
| Tully Banta-Cain, California | 2000-02 | 34 | 25 | 3 | 26.5 |

SEASON PASS SACKS

| Player, Team | Year | G | Solo | Ast. | Total |
|------------------------------------|-------|----|------|------|-------|
| Terrell Suggs, Arizona St. | †2002 | 14 | 23 | 2 | 24.0 |
| Elvis Dumervil, Louisville | †2005 | 12 | 19 | 2 | 20.0 |
| Dwight Freeneey, Syracuse | †2001 | 12 | 17 | 1 | 17.5 |
| Dave Ball, UCLA | †2003 | 13 | 16 | 1 | 16.5 |
| Kenechi Udeze, Southern California | †2003 | 13 | 16 | 1 | 16.5 |
| D.D. Acholonu, Washington St. | †2003 | 13 | 16 | 1 | 16.5 |
| Osi Umenyiora, Troy | 2002 | 12 | 16 | 0 | 16.0 |
| Jonathan Goddard, Marshall | †2004 | 12 | 15 | 2 | 16.0 |
| Dan Bazuin, Central Mich. | 2005 | 11 | 15 | 2 | 16.0 |
| Julius Peppers, North Carolina | 2000 | 11 | 15 | 0 | 15.0 |
| Dewayne White, Louisville | 2001 | 11 | 15 | 0 | 15.0 |
| Michael Haynes, Penn St. | 2002 | 13 | 14 | 2 | 15.0 |
| Jason Babin, Western Mich. | 2003 | 12 | 15 | 0 | 15.0 |
| Bo Schobel, TCU | 2003 | 13 | 13 | 4 | 15.0 |
| Willie Evans, Mississippi St. | 2005 | 11 | 12 | 6 | 15.0 |

†National champion.

SINGLE-GAME PASS SACKS

(Since 2000)

| PS | Player, Team (Opponent) | Date |
|-----|---|----------------|
| 6.0 | Elvis Dumervil, Louisville (Kentucky) | Sept. 4, 2005 |
| 5.0 | Wendell Bryant, Wisconsin (Penn St.) | Sept. 22, 2001 |
| 5.0 | James Harrison, Kent St. (Miami [Ohio]) | Nov. 24, 2001 |
| 5.0 | Alex Lewis, Wisconsin (Purdue) | Oct. 18, 2003 |
| 4.5 | Dwight Freeneey, Syracuse (Virginia Tech) | Oct. 21, 2000 |
| 4.5 | Tully Banta-Cain, California (New Mexico St.) | Sept. 7, 2002 |
| 4.5 | Terrell Suggs, Arizona St. (Washington) | Oct. 26, 2002 |
| 4.5 | Jorge Cordova, Nevada (Washington) | Oct. 11, 2003 |
| 4.5 | Brandon Perkins, Kansas (Louisiana Tech) | Sept. 17, 2005 |

ANNUAL CHAMPIONS

| Year | Player, Team | G | Solo | Ast. | Total | Avg. |
|------|---|----|------|------|-------|-------|
| 2000 | Michael Josiah, Louisville..... | 9 | 12 | 1 | 12.5 | 1.4 |
| 2001 | Dwight Freene, Syracuse..... | 12 | 17 | 1 | 17.5 | 1.5 |
| 2002 | Terrell Suggs, Arizona St..... | 14 | 23 | 2 | *24.0 | *1.71 |
| 2003 | Dave Ball, UCLA..... | 13 | 16 | 1 | 16.5 | 1.3 |
| | Kenechi Udeze, Southern California..... | 13 | 16 | 1 | 16.5 | 1.3 |
| | D.D. Acholonu, Washington St..... | 13 | 16 | 1 | 16.5 | 1.3 |
| 2004 | Jonathan Goddard, Marshall..... | 12 | 15 | 2 | 16.0 | 1.3 |
| 2005 | Elvis Dumervil, Louisville..... | 12 | 19 | 2 | 20.0 | 1.67 |

*Record.

Passes Defended

CAREER PASSES DEFENDED PER GAME

(Min. 30 Passes Defended; Player must have concluded his career)

| Player, Team | Years | G | PBU | Int. | Total | Avg. |
|---------------------------------|---------|----|-----|------|-------|------|
| Eugene Wilson, Illinois..... | 2000-02 | 33 | 60 | 11 | 71 | 2.15 |
| Rayshun Reed, Troy..... | 2000-03 | 31 | 43 | 10 | 53 | 1.71 |
| Nathan Vasher, Texas..... | 2000-03 | 46 | 61 | 17 | *78 | 1.70 |
| Michael Jolivet, Arizona..... | 2000-03 | 36 | 44 | 12 | 56 | 1.56 |
| Christian Morton, Illinois..... | 2000-03 | 33 | 41 | 5 | 46 | 1.39 |
| Brian King, West Virginia..... | 2000-03 | 46 | 54 | 10 | 64 | 1.39 |
| Greg Brooks, Southern Miss..... | 2000-03 | 43 | 47 | 9 | 56 | 1.30 |
| Blue Adams, Cincinnati..... | 2000-02 | 35 | 30 | 12 | 42 | 1.20 |
| Randee Drew, Northern Ill..... | 2000-03 | 44 | 38 | 14 | 52 | 1.18 |
| Jameel Powell, California..... | 2000-02 | 28 | 23 | 10 | 33 | 1.18 |
| Ricky Sharpe, San Diego St..... | 2000-02 | 35 | 34 | 6 | 40 | 1.14 |
| Michael Lehan, Minnesota..... | 2000-02 | 33 | 33 | 4 | 37 | 1.12 |
| Dustin Fox, Ohio St..... | 2001-03 | 38 | 34 | 7 | 41 | 1.08 |
| Scott Starks, Wisconsin..... | 2001-04 | 51 | 46 | 6 | 52 | 1.02 |
| Jim Leonhard, Wisconsin..... | 2001-04 | 51 | 29 | 21 | 50 | 0.98 |

*Record.

SEASON PASSES DEFENDED PER GAME

| Player, Team | Year | G | PBU | Int. | Total | Avg. |
|------------------------------------|-------|----|-----|------|-------|------|
| Jason Goss, TCU..... | †2002 | 12 | 24 | 8 | *32 | 2.7 |
| Eugene Wilson, Illinois..... | †2001 | 11 | 23 | 6 | 29 | 2.6 |
| Nathan Vasher, Texas..... | †2003 | 13 | 26 | 6 | *32 | 2.5 |
| Justin Perkins, Connecticut..... | 2003 | 11 | 21 | 6 | 27 | 2.5 |
| Lynaris Elpheage, Tulane..... | 2002 | 13 | 23 | 8 | 31 | 2.4 |
| Christian Morton, Illinois..... | 2001 | 11 | 22 | 4 | 26 | 2.4 |
| Corey Webster, LSU..... | 2003 | 14 | 25 | 7 | *32 | 2.3 |
| Ken Lucas, Mississippi..... | †2000 | 11 | 20 | 5 | 25 | 2.3 |
| Fred Smoot, Mississippi St..... | 2000 | 11 | 19 | 5 | 24 | 2.2 |
| Steve Smith, Oregon..... | 2001 | 11 | 18 | 6 | 24 | 2.2 |
| Jason Goss, TCU..... | 2001 | 11 | 21 | 3 | 24 | 2.2 |
| Daniel Wiltner, Baylor..... | 2000 | 11 | 21 | 2 | 23 | 2.1 |
| Edward Reed, Miami (Fla.)..... | 2000 | 11 | 15 | 8 | 23 | 2.1 |
| Quentin Jammer, Texas..... | 2000 | 11 | 20 | 3 | 23 | 2.1 |
| Lawrence Richardson, Arkansas..... | 2001 | 11 | 20 | 3 | 23 | 2.1 |
| Darrent Williams, Oklahoma St..... | 2003 | 11 | 17 | 6 | 23 | 2.1 |

*Record. †National champion.

CAREER PASSES DEFENDED

| Player, Team | Years | G | PBU | Int. | Total |
|-----------------------------------|---------|----|-----|------|-------|
| Nathan Vasher, Texas..... | 2000-03 | 46 | 61 | 17 | 78 |
| Eugene Wilson, Illinois..... | 2000-02 | 33 | 60 | 11 | 71 |
| Brian King, West Virginia..... | 2000-03 | 46 | 54 | 10 | 64 |
| Michael Jolivet, Arizona..... | 2000-03 | 36 | 44 | 12 | 56 |
| Greg Brooks, Southern Miss..... | 2000-03 | 43 | 47 | 9 | 56 |
| Rayshun Reed, Troy..... | 2000-03 | 31 | 43 | 10 | 53 |
| Randee Drew, Northern Ill..... | 2000-03 | 44 | 38 | 14 | 52 |
| Scott Starks, Wisconsin..... | 2001-04 | 51 | 46 | 6 | 52 |
| Jim Leonhard, Wisconsin..... | 2001-04 | 51 | 29 | 21 | 50 |
| Christian Morton, Illinois..... | 2000-03 | 33 | 41 | 5 | 46 |
| Vince Thompson, Northern Ill..... | 2000-03 | 30 | 28 | 15 | 43 |
| Blue Adams, Cincinnati..... | 2000-02 | 35 | 30 | 12 | 42 |
| Abraham Elimimiam, Hawaii..... | 2001-04 | 49 | 30 | 12 | 42 |
| Dustin Fox, Ohio St..... | 2001-03 | 38 | 34 | 7 | 41 |
| Ricky Sharpe, San Diego St..... | 2000-02 | 35 | 34 | 6 | 40 |
| Zach Norton, Cincinnati..... | 2000-03 | 43 | 31 | 9 | 40 |

SEASON PASSES DEFENDED

| Player, Team | Year | G | PBU | Int. | Total |
|-------------------------------|-------|----|-----|------|-------|
| Jason Goss, TCU..... | †2002 | 12 | 24 | 8 | 32 |
| Nathan Vasher, Texas..... | †2003 | 13 | 26 | 6 | 32 |
| Corey Webster, LSU..... | 2003 | 14 | 25 | 7 | 32 |
| Lynaris Elpheage, Tulane..... | 2002 | 13 | 23 | 8 | 31 |
| Eugene Wilson, Illinois..... | †2001 | 11 | 23 | 6 | 29 |

| Player, Team | Year | G | PBU | Int. | Total |
|--------------------------------------|-------|----|-----|------|-------|
| Travis Daniels, LSU..... | 2003 | 14 | 26 | 2 | 28 |
| Justin Perkins, Connecticut..... | 2003 | 11 | 21 | 6 | 27 |
| Christian Morton, Illinois..... | 2001 | 11 | 22 | 4 | 26 |
| Joselio Hanson, Texas Tech..... | 2002 | 14 | 23 | 3 | 26 |
| Will Poole, Southern California..... | 2003 | 13 | 19 | 7 | 26 |
| Ken Lucas, Mississippi..... | †2000 | 11 | 20 | 5 | 25 |
| Jim Leonhard, Wisconsin..... | 2002 | 14 | 14 | 11 | 25 |
| Brian King, West Virginia..... | 2003 | 13 | 19 | 6 | 25 |

†National champion.

SINGLE-GAME PASSES DEFENDED

(Since 2000)

| PD | Player, Team (Opponent) | Date |
|----|---|----------------|
| 8 | Joselio Hanson, Texas Tech (Oklahoma St.)..... | Nov. 9, 2002 |
| 7 | Demerist Whiffield, Northern Ill. (Illinois St.)..... | Sept. 9, 2000 |
| 7 | Nashville Dyer, Kent St. (Bucknell)..... | Sept. 8, 2001 |
| 7 | Korey Banks, Mississippi St. (Memphis)..... | Oct. 19, 2002 |
| 7 | Jason Goss, TCU (Tulane)..... | Nov. 9, 2002 |
| 7 | Fabian Washington, Nebraska (Kansas)..... | Oct. 2, 2004 |
| 6 | Bobby Jackson, Illinois (Northern Ill.)..... | Sept. 8, 2001 |
| 6 | Terence Newman, Kansas St. (Oklahoma)..... | Sept. 29, 2001 |
| 6 | Marlin Jackson, Michigan (Washington)..... | Aug. 31, 2002 |
| 6 | Keiwan Ratliff, Florida (Arkansas)..... | Oct. 18, 2003 |
| 6 | Wes Nurse, Boise St. (Brigham Young)..... | Oct. 30, 2003 |
| 6 | Chris Carr, Boise St. (Nevada)..... | Nov. 29, 2003 |
| 6 | Willie Gaston, Houston (UTEP)..... | Sept. 16, 2005 |

ANNUAL CHAMPIONS

| Year | Player, Team | G | PBU | Int. | Total | Avg. |
|------|--------------------------------------|----|-----|------|-------|------|
| 2000 | Ken Lucas, Mississippi..... | 11 | 20 | 5 | 25 | 2.3 |
| 2001 | Eugene Wilson, Illinois..... | 11 | 23 | 6 | 29 | 2.6 |
| 2002 | Jason Goss, TCU..... | 12 | 24 | 8 | *32 | *2.7 |
| 2003 | Nathan Vasher, Texas..... | 13 | 26 | 6 | *32 | 2.5 |
| 2004 | Brandon Payne, New Mexico..... | 12 | 17 | 6 | 23 | 1.9 |
| 2005 | Tramon Williams, Louisiana Tech..... | 11 | 16 | 3 | 19 | 1.7 |

*Record.

Forced Fumbles

CAREER FORCED FUMBLES PER GAME

(Min. 20 Games Played; Player must have concluded his career)

| Player, Team | Years | G | FF | Avg. |
|---|----------------|----|-----|------|
| Antwan Peek, Cincinnati..... | 2000-02 | 34 | *14 | 0.41 |
| Tom Canada, California..... | 2001-02 | 20 | 8 | 0.40 |
| Terrell Suggs, Arizona St..... | 2000-02 | 36 | *14 | 0.39 |
| Kenechi Udeze, Southern California..... | 2001-03 | 37 | *14 | 0.38 |
| Nate Jackson, Hawaii..... | 2000-01 | 23 | 6 | 0.26 |
| Heath Farwell, San Diego St..... | 2001-03 | 36 | 9 | 0.25 |
| Guss Scott, Florida..... | 2000-03 | 49 | 11 | 0.22 |
| Derrick Johnson, Texas..... | 2001-04 | 49 | 11 | 0.22 |
| Ryan Claridge, UNLV..... | 2000-01, 03-04 | 46 | 10 | 0.22 |
| Johnathan Goddard, Marshall..... | 2001-04 | 48 | 10 | 0.21 |
| Josh Smith, Navy..... | 2002-04 | 34 | 7 | 0.21 |
| Osi Umenyiora, Troy..... | 2000-02 | 35 | 7 | 0.20 |
| Shaun Phillips, Purdue..... | 2000-03 | 47 | 9 | 0.19 |
| Lionel Hickenbottom, Northern Ill..... | 2001-03 | 21 | 4 | 0.19 |
| Erasmus James, Wisconsin..... | 2001-04 | 37 | 7 | 0.19 |
| Pisa Tinoisamoa, Hawaii..... | 2000-02 | 35 | 6 | 0.17 |
| Matt Roth, Iowa..... | 2001-04 | 50 | 8 | 0.16 |
| Chris Brown, Hawaii..... | 2000-02 | 38 | 6 | 0.16 |
| Gilbert Gardner, Purdue..... | 2000-02 | 45 | 7 | 0.16 |
| Rod Davis, Southern Miss..... | 2000-03 | 47 | 7 | 0.15 |

*Record.

SEASON FORCED FUMBLES PER GAME

| Player, Team | Year | G | FF | Avg. |
|-------------------------------------|-------|----|-----|------|
| Elvis Dumervil, Louisville..... | †2005 | 12 | *10 | 0.83 |
| Tom Canada, California..... | †2002 | 9 | 6 | 0.67 |
| Dwight Freene, Syracuse..... | †2001 | 12 | 8 | 0.67 |
| Dwayne Slay, Texas Tech..... | 2005 | 12 | 8 | 0.67 |
| Quintin Mikell, Boise St..... | 2002 | 13 | 8 | 0.62 |
| Bob Sanders, Iowa..... | †2003 | 10 | 6 | 0.60 |
| Derrick Johnson, Texas..... | †2004 | 12 | 7 | 0.58 |
| Robert Thomas, UCLA..... | 2000 | 11 | 6 | 0.55 |
| Brian Lape, Western Mich..... | 2001 | 11 | 6 | 0.55 |
| Cory Smith, North Carolina St..... | 2001 | 11 | 6 | 0.55 |
| Ryan Claridge, UNLV..... | 2001 | 11 | 6 | 0.55 |
| Oshiomogho Atogwe, Stanford..... | 2003 | 11 | 6 | 0.55 |
| Byron Santiago, Louisiana Tech..... | 2005 | 11 | 6 | 0.55 |

*Record. †National champion.

CAREER FORCED FUMBLES

| Player, Team | Years | G | FF |
|------------------------------------|----------------|----|----|
| Terrrell Suggs, Arizona St. | 2000-02 | 36 | 14 |
| Antwan Peek, Cincinnati | 2000-02 | 34 | 14 |
| Kenechi Udeze, Southern California | 2001-03 | 37 | 14 |
| Guss Scott, Florida | 2000-03 | 49 | 11 |
| Derrick Johnson, Texas | 2001-04 | 49 | 11 |
| Elvis Dumervil, Louisville | 2002-05 | 44 | 11 |
| Ryan Claridge, UNLV | 2000-01; 03-04 | 46 | 10 |
| Johnathan Goddard, Marshall | 2001-04 | 48 | 10 |
| Heath Farwell, San Diego St. | 2001-03 | 36 | 9 |
| Shaun Phillips, Purdue | 2000-03 | 47 | 9 |
| Tom Canada, California | 2001-02 | 20 | 8 |
| Matt Roth, Iowa | 2001-04 | 50 | 8 |
| Osi Umenyiora, Troy | 2000-02 | 35 | 7 |
| Gilbert Gardner, Purdue | 2000-02 | 45 | 7 |
| Kirk Morrison, San Diego St. | 2001-03 | 36 | 7 |
| Rod Davis, Southern Miss. | 2000-03 | 47 | 7 |
| Dave Ball, UCLA | 2000-03 | 49 | 7 |
| Josh Smith, Navy | 2002-04 | 34 | 7 |
| Erasmus James, Wisconsin | 2001-04 | 37 | 7 |

SEASON FORCED FUMBLES

| Player, Team | Year | G | FF |
|-----------------------------|-------|----|----|
| Elvis Dumervil, Louisville | †2005 | 12 | 10 |
| Dwight Freeney, Syracuse | †2001 | 12 | 8 |
| Quintin Mikell, Boise St. | 2002 | 13 | 8 |
| Dwayne Slay, Texas Tech | 2005 | 12 | 8 |
| Claude Harriott, Pittsburgh | 2002 | 13 | 7 |
| Michael Haynes, Penn St. | 2002 | 13 | 7 |
| Phillip Perry, San Jose St. | 2002 | 13 | 7 |
| Antwan Peek, Cincinnati | 2002 | 14 | 7 |
| Grant Wiley, West Virginia | 2003 | 13 | 7 |
| Derrick Johnson, Texas | †2004 | 12 | 7 |

†National champion.

SINGLE-GAME FORCED FUMBLES

(Since 2000)

| FF | Player, Team (Opponent) | Date |
|----|--|----------------|
| 3 | Delawrence Grant, Oregon St. (San Diego St.) | Sept. 23, 2000 |
| 3 | Antwan Peek, Cincinnati (La.-Monroe) | Dec. 1, 2001 |
| 3 | Mason Unck, Arizona St. (Stanford) | Sept. 28, 2002 |
| 3 | Quintin Mikell, Boise St. (Hawaii) | Oct. 5, 2002 |
| 3 | Grant Wiley, West Virginia (Cincinnati) | Sept. 13, 2003 |
| 3 | Derrick Johnson, Texas (North Texas) | Sept. 4, 2004 |

ANNUAL CHAMPIONS

| Year | Player, Team | G | FF | Avg. |
|------|------------------------|----|----|------|
| 2000 | Marques Anderson, UCLA | 10 | 17 | 0.70 |
| | Tony Hardman, UCF | 10 | 17 | 0.70 |

†In 2000, the total was forced fumbles plus fumbles recovered. Beginning in 2001, FF was forced fumbles only.

| Year | Player, Team | G | FF | Avg. |
|------|----------------------------|----|-----|-------|
| 2001 | Dwight Freeney, Syracuse | 12 | 8 | 0.67 |
| 2002 | Tom Canada, California | 9 | 6 | 0.67 |
| 2003 | Bob Sanders, Iowa | 10 | 6 | 0.60 |
| 2004 | Derrick Johnson, Texas | 12 | 7 | 0.58 |
| 2005 | Elvis Dumervil, Louisville | 12 | *10 | *0.83 |

*Record.

BLOCKED KICKS RECORDS

Special Note About Blocked-Kick Records:

The blocked-kick records include players from 1937. Even though the other defensive statistics and records began in 2000, blocked-kick records are compiled by most institutions and those records are more reliable than tackles, assists, tackles for loss, pass sacks, passes defended and forced fumbles. The statistics service has been compiling national statistics and records since 1937.

Blocked Punts

CAREER BLOCKED PUNTS

| Player, Team | Years | BP |
|---------------------------------|-------------|----|
| James King, Central Mich. | 2001-04 | 10 |
| Barron Miles, Nebraska | 1992-94 | 7 |
| Tim Curry, Air Force | 1996-98 | 7 |
| Woody Jones, North Carolina St. | 1939-41 | 6 |
| Max McGeary, Baylor | 1977-80 | 6 |
| Bracey Walker, North Carolina | 1990-93 | 6 |
| Matt Harding, Hawaii | 1992-95 | 6 |
| Jermaine Mays, Minnesota | 1998-00, 02 | 6 |

| Player, Team | Years | BP |
|-------------------------------|---------|----|
| James Ferebee, New Mexico St. | 1978-81 | 5 |
| Merton Hanks, Iowa | 1987-90 | 5 |

SEASON BLOCKED PUNTS

| Player, Team | Year | BP |
|----------------------------------|------|----|
| James King, Central Mich. | 2001 | 7 |
| Jermaine Mays, Minnesota | 2002 | 5 |
| Ken Irvin, Memphis | 1992 | 4 |
| Bracey Walker, North Carolina | 1993 | 4 |
| Tim Curry, Air Force | 1997 | 4 |
| Terrol Dillon, Texas | 1999 | 4 |
| Chris James, Alabama | 2003 | 4 |
| Rashad Washington, Kansas St. | 2003 | 4 |
| Mark Capuano, North Carolina St. | 1967 | 3 |
| Jimmy Lisko, Arkansas St. | 1975 | 3 |
| Richard Johnson, Wisconsin | 1984 | 3 |
| James Francis, Baylor | 1989 | 3 |
| Barron Miles, Nebraska | 1994 | 3 |
| Kendrell Bell, Georgia | 1999 | 3 |
| Manny Lawson, North Carolina St. | 2002 | 3 |

SINGLE-GAME BLOCKED PUNTS

| BP | Player, Team (Opponent) | Date |
|----|---|----------------|
| 4 | Ken Irvin, Memphis (Arkansas) | Sept. 26, 1992 |
| 4 | James King, Central Mich. (Michigan St.) | Sept. 8, 2001 |
| 2 | Mark Capuano, North Carolina St. (Georgia) | Sept. 14, 1967 |
| 2 | Richard Johnson, Wisconsin (Missouri) | Sept. 15, 1984 |
| 2 | Carlton McDonald, Air Force (Colorado St.) | Sept. 1, 1990 |
| 2 | Mike Reid, North Carolina St. (Kent St.) | Sept. 14, 1991 |
| 2 | Brian McCray, Air Force (Colorado St.) | Sept. 11, 1993 |
| 2 | Barron Miles, Nebraska (Pacific) | Sept. 24, 1994 |
| 2 | Bill Chopp, Western Mich. (Michigan St.) | Sept. 6, 1997 |
| 2 | Tim Curry, Air Force (Fresno St.) | Oct. 18, 1997 |
| 2 | Terrence Holt, North Carolina St. (Texas) | Aug. 28, 1999 |
| 2 | Chris Crocker, Marshall (Michigan St.) | Sept. 9, 2000 |
| 2 | Robert Grant, Hawaii (SMU) | Oct. 6, 2001 |
| 2 | Terrence Holt, North Carolina St. (Navy) | Sept. 7, 2002 |
| 2 | Lannie Hopkins, Nebraska (Kansas) | Nov. 9, 2002 |
| 2 | Sean Considine, Iowa (Iowa St.) | Sept. 13, 2003 |
| 2 | Fashad Washington, Kansas St. (Colorado) | Oct. 18, 2003 |
| 2 | Tyrone Henderson, Colorado (Washington St.) | Sept. 11, 2004 |
| 2 | Ivan Clark, Marshall (Buffalo) | Oct. 23, 2004 |

Blocked Field Goals

CAREER BLOCKED FIELD GOALS

| Player, Team | Years | BFG |
|-----------------------------------|---------|-----|
| James Ferebee, New Mexico St. | 1978-81 | 8 |
| Terrence Holt, North Carolina St. | 1999-02 | 8 |
| Max McGeary, Baylor | 1977-80 | 6 |
| Greg Thomas, Colorado | 1988-91 | 6 |
| Lonnell Dewalt, Kentucky | 2004 | 6 |
| Matt Harding, Hawaii | 1992-95 | 5 |
| Rosevelt Colvin, Purdue | 1995-98 | 5 |
| Bobby Iwuchukwu, Purdue | 2002-05 | 5 |
| Mike Akiu, Hawaii | 1980-82 | 4 |

SEASON BLOCKED FIELD GOALS

| Player, Team | Year | BFG |
|-----------------------------------|------|-----|
| Lonnell Dewalt, Kentucky | 2004 | 6 |
| Mike Akiu, Hawaii | 1982 | 4 |
| Greg Thomas, Colorado | 1991 | 4 |
| Matt Harding, Hawaii | 1992 | 4 |
| Rosevelt Colvin, Purdue | 1998 | 4 |
| Kyle Vanden Bosch, Nebraska | 1999 | 3 |
| Terrence Holt, North Carolina St. | 2000 | 3 |
| Boss Bailey, Georgia | 2002 | 3 |
| Sean Jones, Georgia | 2003 | 3 |
| Brian Robison, Texas | 2003 | 3 |
| Daniel Bazuin, Central Mich. | 2004 | 3 |

SINGLE-GAME BLOCKED FIELD GOALS

| BFG | Player, Team (Opponent) | Date |
|-----|--|---------------|
| 2 | Mike Washington, Alabama (Mississippi St.) | Nov. 3, 1973 |
| 2 | Louie Meadows, North Carolina St. (Maryland) | Oct. 10, 1981 |
| 2 | Matt Harding, Hawaii (San Diego St.) | Oct. 9, 1993 |
| 2 | Jerald Henry, Southern California (California) | Oct. 22, 1994 |
| 2 | Pat Larson, Wyoming (Fresno St.) | Nov. 18, 1995 |
| 2 | Kyle Vanden Bosch, Nebraska (Texas A&M) | Nov. 6, 1999 |
| 2 | Antwan Peek, Cincinnati (Miami [Ohio]) | Oct. 28, 2000 |
| 2 | Justin Pendry, Air Force (Tennessee Tech) | Sept. 8, 2001 |

| BFG | Player, Team (Opponent) | Date |
|-----|---|---------------|
| 2 | Alton Moore, Auburn (Georgia) | Nov. 10, 2001 |
| 2 | Chris Barry, Nevada (Washington) | Oct. 11, 2003 |
| 2 | Daniel Bazuin, Central Mich. (Kent St.) | Oct. 2, 2004 |

Blocked Extra Points

CAREER BLOCKED EXTRA POINTS

| Player, Team | Years | BEP |
|-------------------------------|---------|-----|
| Ray Farmer, Duke | 1992-95 | 8 |
| James Ferebee, New Mexico St. | 1978-81 | 6 |
| Jimmy Lisko, Arkansas St. | 1972-75 | 4 |
| Max McGeary, Baylor | 1977-80 | 4 |
| James Francis, Baylor | 1986-89 | 4 |
| Chad Patton, SMU | 1990-93 | 4 |
| Bernard Williams, Georgia | 1990-93 | 4 |
| Doug Mills, Purdue | 1970-72 | 3 |
| Corey Nelson, Air Force | 1998-00 | 3 |
| Kareem Bland, Middle Tenn. | 1999-02 | 3 |

SEASON BLOCKED EXTRA POINTS

| Player, Team | Year | BEP |
|----------------------------|------|-----|
| Ray Farmer, Duke | 1993 | 5 |
| Jimmy Lisko, Arkansas St. | 1975 | 4 |
| James Francis, Baylor | 1989 | 4 |
| Bernard Williams, Georgia | 1990 | 3 |
| Corey Nelson, Air Force | 2000 | 3 |
| Doug Mills, Purdue | 1972 | 2 |
| Falaniko Noga, Hawaii | 1983 | 2 |
| Chad Patton, SMU | 1992 | 2 |
| Josh Buhl, Kansas St. | 2001 | 2 |
| Sean Butts, Hawaii | 2001 | 2 |
| Kareem Bland, Middle Tenn. | 2002 | 2 |
| James King, Central Mich. | 2004 | 2 |

SINGLE-GAME BLOCKED EXTRA POINTS

| BEP | Player, Team (Opponent) | Date |
|-----|--|---------------|
| 2 | Corey Nelson, Air Force (Colorado St.) | Nov. 11, 2000 |
| 2 | Josh Buhl, Kansas St. (Syracuse) | Dec. 29, 2001 |
| 2 | Kareem Bland, Middle Tenn. (North Texas) | Nov. 23, 2002 |

Combined Blocked Kicks

CAREER COMBINED BLOCKED KICKS

| Player, Team | Years | BK (#Breakdown) |
|-----------------------------------|-------------|-----------------------------|
| James Ferebee, New Mexico St. | 1978-81 | 19 (8 FGs; 6 PATs; 5 Punts) |
| Max McGeary, Baylor | 1977-80 | 16 (6 FGs; 6 Pats; 4 PATs) |
| James King, Central Mich. | 2001-04 | 13 (10 Punts; 2 PATs; 1 FG) |
| Matt Harding, Hawaii | 1992-95 | 12 (6 Punts; 5 FGs; 1 PAT) |
| Terrence Holt, North Carolina St. | 1999-02 | 12 (8 FGs; 4 Punts) |
| Richard Johnson, Wisconsin | 1982-84 | 9 (4 Punts; 3 FGs; 2 PATs) |
| Tim Curry, Air Force | 1996-98 | 9 (7 Punts; 2 FGs) |
| Corey Nelson, Air Force | 1998-00 | 9 (4 Punts; 3 PAT; 2 FGs) |
| Jimmy Lisko, Arkansas St. | 1972-75 | 8 (4 PATs; 3 Punts; 1 FG) |
| James Francis, Baylor | 1986-89 | 8 (4 PATs; 3 Punts; 1 FG) |
| Carlton McDonald, Air Force | 1989-92 | 8 (4 Punts; 2 FGs; 2 PAT) |
| Chad Patton, SMU | 1990-93 | 8 (4 PATs; 2 Punts; 2 FGs) |
| Merton Hanks, Iowa | 1987-90 | 7 (5 Punts; 2 FGs) |
| Barron Miles, Nebraska | 1992-94 | 7 (7 Punts) |
| Lonnell Dewalt, Kentucky | 2004 | 7 (6 FGs; 1 PAT) |
| Woody Jones, North Carolina St. | 1939-41 | 6 (6 Punts) |
| Bill Hornbacher, Nebraska | 1965-67 | 6 (No Breakdown) |
| Mike Akiu, Hawaii | 1980-82 | 6 (4 FGs; 1 PAT; 1 Punt) |
| Greg Thomas, Colorado | 1988-91 | 6 (6 FGs) |
| Bernard Williams, Georgia | 1990-93 | 6 (4 PATs; 2 FGs) |
| Bracey Walker, North Carolina | 1990-93 | 6 (6 Punts) |
| Jermaine Mays, Minnesota | 1998-00, 02 | 6 (6 Punts) |
| Bobby Iwuchukwu, Purdue | 2002-05 | 6 (5 FGs; 1 PAT) |

SEASON COMBINED BLOCKED KICKS

| Player, Team | Year | BK (#Breakdown) |
|----------------------------|------|---------------------------|
| Jimmy Lisko, Arkansas St. | 1975 | 8 (4 PATs; 3 Punts; 1 FG) |
| James Francis, Baylor | 1989 | 8 (4 PATs; 3 Punts; 1 FG) |
| James King, Central Mich. | 2001 | 8 (7 Punts; 1 FG) |
| Lonnell Dewalt, Kentucky | 2004 | 7 (6 FGs; 1 PAT) |
| Bill Hornbacher, Nebraska | 1967 | 6 (No Breakdown) |
| Mike Akiu, Hawaii | 1982 | 6 (4 FGs; 1 PAT; 1 Punt) |
| Richard Johnson, Wisconsin | 1984 | 6 (3 Punts; 2 FGs; 1 PAT) |
| Tim Curry, Air Force | 1997 | 5 (4 Punts; 1 FG) |
| Kendrell Bell, Georgia | 1999 | 5 (3 Punts; 2 FGs) |
| Jermaine Mays, Minnesota | 2002 | 5 (5 Punts) |

SINGLE-GAME COMBINED BLOCKED KICKS

| BK | Player, Team (Opponent) | Date | BK (#Breakdown) |
|----|--|----------------|-----------------|
| 4 | Ken Irvin, Memphis (Arkansas) | Sept. 26, 1992 | 4 Punts |
| 4 | James King, Central Mich. (Michigan St.) | Sept. 8, 2001 | 4 Punts |
| 3 | Richard Johnson, Wisconsin (Missouri) | Sept. 15, 1984 | 2 Punts; 1 PAT |
| 3 | Carlton McDonald, Air Force (Colorado St.) | Sept. 1, 1990 | 2 Punts; 1 PAT |

#Breakdown=No. of Punts, No. of FGs and No. of Extra Points Blocked.

Punting

CAREER AVERAGE

(Minimum 250 Punts; Player must have concluded his career)

| Player, Team | Years | No. | Yards | Avg. | Long |
|--------------------------------|---------|-----|--------|------|------|
| Shane Lechler, Texas A&M | 1996-99 | 268 | 11,977 | 44.7 | 76 |
| Bill Smith, Mississippi | 1983-86 | 254 | 11,260 | 44.3 | 92 |
| Jim Arnold, Vanderbilt | 1979-82 | 277 | 12,171 | 43.9 | 79 |
| Ralf Mojsiejenko, Michigan St. | 1981-84 | 275 | 11,997 | 43.6 | 72 |
| Jim Miller, Mississippi | 1976-79 | 266 | 11,549 | 43.4 | 82 |
| Russ Henderson, Virginia | 1975-78 | 276 | 11,957 | 43.3 | 74 |
| Maury Buford, Texas Tech | 1978-81 | 293 | 12,670 | 43.2 | 75 |
| Nate Cochran, Pittsburgh | 1993-96 | 252 | 10,851 | 43.1 | 80 |
| Chris Becker, TCU | 1985-88 | 265 | 11,407 | 43.0 | 77 |
| James Gargus, TCU | 1981-84 | 255 | 10,862 | 42.6 | 74 |
| Ron Keller, New Mexico | 1983-86 | 252 | 10,737 | 42.6 | 77 |
| Brian Morton, Duke | 1997-00 | 282 | 12,000 | 42.6 | 80 |

(150-249 Punts)

| Player, Team | Years | No. | Yards | Avg. | Long |
|-------------------------------|---------|-----|-------|------|------|
| Todd Sauerbrun, West Virginia | 1991-94 | 167 | 7,733 | 46.3 | 90 |
| Reggie Roby, Iowa | 1979-82 | 172 | 7,849 | 45.6 | 69 |
| Greg Montgomery, Michigan St. | 1985-87 | 170 | 7,721 | 45.4 | 86 |
| Ryan Plackemeier, Wake Forest | 2002-05 | 220 | 9,957 | 45.3 | 82 |
| Tom Tupa, Ohio St. | 1984-87 | 196 | 8,854 | 45.2 | 75 |
| Barry Helton, Colorado | 1984-87 | 153 | 6,873 | 44.9 | 68 |
| Aron Langley, Wyoming | 1996-98 | 171 | 7,649 | 44.7 | 72 |
| Ray Guy, Southern Miss. | 1970-72 | 200 | 8,934 | 44.7 | 93 |
| Dave Zastudil, Ohio | 1998-01 | 207 | 9,225 | 44.6 | 75 |
| Bucky Scribner, Kansas | 1980-82 | 217 | 9,670 | 44.6 | 70 |
| Terry Daniel, Auburn | 1992-94 | 169 | 7,522 | 44.5 | 71 |
| Greg Horne, Arkansas | 1983-86 | 180 | 8,002 | 44.5 | 72 |

SEASON AVERAGE

(Qualifiers for Championship)

| Player, Team | Year | No. | Yards | Avg. |
|-------------------------------|-------|-----|-------|------|
| Chad Kessler, LSU | †1997 | 39 | 1,961 | 50.3 |
| Reggie Roby, Iowa | †1981 | 44 | 2,193 | 49.8 |
| Kirk Wilson, UCLA | †1956 | 30 | 1,479 | 49.3 |
| Todd Sauerbrun, West Virginia | †1994 | 72 | 3,486 | 48.4 |
| Travis Dorsch, Purdue | †2001 | 49 | 2,370 | 48.4 |
| Zack Jordan, Colorado | †1950 | 38 | 1,830 | 48.2 |
| Ricky Anderson, Vanderbilt | †1984 | 58 | 2,793 | 48.2 |
| Marv Bateman, Utah | †1971 | 68 | 3,269 | 48.1 |
| Reggie Roby, Iowa | †1982 | 52 | 2,501 | 48.1 |
| Andrew Bayes, East Caro. | †1999 | 47 | 2,259 | 48.1 |
| Owen Price, UTEP | †1940 | 30 | 1,440 | 48.0 |
| Matt Prater, UCF | †2003 | 58 | 2,781 | 48.0 |

†National champion. ‡Record for minimum 50 punts.

ANNUAL CHAMPIONS

| Year | Player, Team | Class | No. | Yards | Avg. |
|------|-----------------------------------|-------|-----|-------|------|
| 1937 | Johnny Pingel, Michigan St. | Jr. | 49 | 2,101 | 42.9 |
| 1938 | Jerry Dowd, St. Mary's (Cal.) | Sr. | 62 | 2,711 | 43.7 |
| 1939 | Harry Dunkle, North Carolina | So. | 37 | 1,725 | 46.6 |
| 1940 | Owen Price, UTEP | Jr. | 30 | 1,440 | 48.0 |
| 1941 | Owen Price, UTEP | Sr. | 40 | 1,813 | 45.3 |
| 1942 | Bobby Cifers, Tennessee | Jr. | 37 | 1,586 | 42.9 |
| 1943 | Harold Cox, Arkansas | Fr. | 37 | 1,518 | 41.0 |
| 1944 | Bob Waterfield, UCLA | Sr. | 60 | 2,575 | 42.9 |
| 1945 | Howard Maley, SMU | Sr. | 59 | 2,458 | 41.7 |
| 1946 | Johnny Galvin, Purdue | Sr. | 30 | 1,286 | 42.9 |
| 1947 | Leslie Palmer, North Carolina St. | Sr. | 65 | 2,816 | 43.3 |
| 1948 | Charlie Justice, North Carolina | Jr. | 62 | 2,728 | 44.0 |
| 1949 | Paul Stombaugh, Furman | Sr. | 57 | 2,550 | 44.7 |
| 1950 | Zack Jordan, Colorado | So. | 38 | 1,830 | 48.2 |
| 1951 | Chuck Spaulding, Wyoming | Jr. | 37 | 1,610 | 43.5 |
| 1952 | Des Koch, Southern California | Jr. | 47 | 2,043 | 43.5 |
| 1953 | Zeke Bratkowski, Georgia (QB) | Sr. | 50 | 2,132 | 42.6 |
| 1954 | A.L. Terpening, New Mexico | Sr. | 41 | 1,869 | 45.6 |
| 1955 | Don Chandler, Florida | Sr. | 22 | 975 | 44.3 |
| 1956 | Kirk Wilson, UCLA | So. | 30 | 1,479 | 49.3 |

| Year | Player, Team | Class | No. | Yards | Avg. |
|------|-----------------------------|-------|-----|-------|------|
| 1957 | Dave Sherer, SMU | Jr. | 36 | 1,620 | 45.0 |
| 1958 | Bobby Walden, Georgia | So. | 44 | 1,991 | 45.3 |
| 1959 | John Hadl, Kansas | So. | 43 | 1,960 | 45.6 |
| 1960 | Dick Fitzsimmons, Denver | So. | 25 | 1,106 | 44.2 |
| 1961 | Joe Zuger, Arizona St. | Sr. | 31 | 1,305 | 42.1 |
| 1962 | Joe Don Looney, Oklahoma | Jr. | 34 | 1,474 | 43.4 |
| 1963 | Danny Thomas, SMU | Jr. | 48 | 2,110 | 44.0 |
| 1964 | Frank Lambert, Mississippi | Sr. | 50 | 2,205 | 44.1 |
| 1965 | Dave Lewis, Stanford | Jr. | 29 | 1,302 | 44.9 |
| 1966 | Ron Widby, Tennessee | Sr. | 48 | 2,104 | 43.8 |
| 1967 | Zenon Andrusyshyn, UCLA | So. | 34 | 1,502 | 44.2 |
| 1968 | Dany Pitcock, Wichita St. | Sr. | 71 | 3,068 | 43.2 |
| 1969 | Ed Marsh, Baylor | Jr. | 68 | 2,965 | 43.6 |
| 1970 | Marv Bateman, Utah | Jr. | 65 | 2,968 | 45.7 |
| 1971 | Marv Bateman, Utah | Sr. | 68 | 3,269 | 48.1 |
| 1972 | Ray Guy, Southern Miss. | Sr. | 58 | 2,680 | 46.2 |
| 1973 | Chuck Ramsey, Wake Forest | Sr. | 87 | 3,896 | 44.8 |
| 1974 | Joe Parker, Appalachian St. | So. | 63 | 2,788 | 44.3 |
| 1975 | Tom Skladany, Ohio St. | Jr. | 36 | 1,682 | 46.7 |
| 1976 | Russell Erxleben, Texas | So. | 61 | 2,842 | 46.6 |
| 1977 | Jim Miller, Mississippi | So. | 66 | 3,029 | 45.9 |
| 1978 | Maurly Buford, Texas Tech | Fr. | 71 | 3,131 | 44.1 |
| 1979 | Clay Brown, Brigham Young | Jr. | 43 | 1,950 | 45.3 |

Beginning in 1980, ranked on minimum 3.6 punts per game

| Year | Player, Team | Class | No. | Yards | Long | Avg. |
|------|-------------------------------|-------|-----|-------|------|-------|
| 1980 | Steve Cox, Arkansas | Sr. | 47 | 2,186 | 86 | 46.5 |
| 1981 | Reggie Roby, Iowa | Jr. | 44 | 2,193 | 68 | 49.8 |
| 1982 | Reggie Roby, Iowa | Sr. | 52 | 2,501 | 66 | 48.1 |
| 1983 | Jack Weil, Wyoming | Sr. | 52 | 2,369 | 86 | 45.6 |
| 1984 | Ricky Anderson, Vanderbilt | Sr. | 58 | 2,793 | 82 | 48.2 |
| 1985 | Mark Simon, Air Force | Jr. | 53 | 2,506 | 71 | 47.3 |
| 1986 | Greg Horne, Arkansas | Sr. | 49 | 2,313 | 65 | 47.2 |
| 1987 | Tom Tupa, Ohio St. (QB) | Sr. | 63 | 2,963 | 72 | 47.0 |
| 1988 | Keith English, Colorado | Sr. | 51 | 2,297 | 77 | 45.0 |
| 1989 | Tom Rouen, Colorado | So. | 36 | 1,651 | 63 | 45.8 |
| 1990 | Cris Shale, Bowling Green | Sr. | 66 | 3,087 | 81 | 46.8 |
| 1991 | Mark Bounds, Texas Tech | Sr. | 53 | 2,481 | 78 | 46.8 |
| 1992 | Ed Bunn, UTEP | Sr. | 41 | 1,955 | 73 | 47.7 |
| 1993 | Chris MacInnis, Air Force | Sr. | 49 | 2,303 | 74 | 47.0 |
| 1994 | Todd Sauerbrun, West Virginia | Sr. | 72 | 3,486 | 90 | 48.4 |
| 1995 | Brad Maynard, Ball St. | Jr. | 66 | 3,071 | 67 | 46.5 |
| 1996 | Bill Marinangel, Vanderbilt | Sr. | 77 | 3,586 | 79 | 46.6 |
| 1997 | Chad Kessler, LSU | Sr. | 39 | 1,961 | 66 | *50.3 |
| 1998 | Joe Kristosik, UNLV | Sr. | 76 | 3,509 | 69 | 46.2 |
| 1999 | Andrew Bayes, East Caro. | Sr. | 47 | 2,259 | 78 | 48.1 |
| 2000 | Preston Gruening, Minnesota | So. | 46 | 2,080 | 65 | 45.2 |
| 2001 | Travis Dorsch, Purdue | Sr. | 49 | 2,370 | 79 | 48.4 |
| 2002 | Matt Payne, Brigham Young | So. | 51 | 2,427 | 76 | 47.6 |
| 2003 | Matt Prater, UCF | So. | 58 | 2,781 | 74 | 48.0 |
| 2004 | Brandon Fields, Michigan St. | Jr. | 50 | 2,394 | 65 | 47.9 |
| 2005 | Ryan Plackemeier, Wake Forest | Sr. | 67 | 3,165 | 82 | 47.2 |

*Record. †Record for minimum of 50 punts.

Punt Returns

CAREER AVERAGE (Minimum 1.2 Returns Per Game; Minimum 30 Returns; Player must have concluded his career)

| Player, Team | Years | No. | Yards | TD | Long | Avg. |
|-----------------------------------|----------------|-----|-------|----|------|-------|
| Jack Mitchell, Oklahoma | 1946-48 | 39 | 922 | 7 | 70 | 23.6 |
| Gene Gibson, Cincinnati | 1949-50 | 37 | 760 | 4 | 75 | †20.5 |
| Eddie Macon, Pacific | 1949-51 | 48 | 907 | 4 | *100 | 18.9 |
| Jackie Robinson, UCLA | 1939-40 | 37 | 694 | 2 | 89 | 18.8 |
| Dan Shelton, Northern Ill. | 2001-04 | 57 | 1,021 | 4 | 90 | 17.9 |
| Bobby Dillon, Texas | 1949-51 | 47 | 830 | 1 | 84 | 17.7 |
| Mike Fuller, Auburn | 1972-74 | 50 | 883 | 3 | 63 | 17.7 |
| Bobby Newcombe, Nebraska | 1997-00 | 48 | 829 | 3 | 94 | 17.3 |
| James Dye, Brigham Young/Utah St. | 1992-93, 95-96 | 61 | 1,046 | 5 | 90 | 17.2 |
| George Hoey, Michigan | 1966-68 | 31 | 529 | 1 | 60 | 17.1 |
| Erroll Tucker, Utah | 1984-85 | 38 | 650 | 3 | 89 | 17.1 |
| Jack Christiansen, Colorado St. | 1948-50 | 37 | 626 | 2 | 89 | 16.9 |
| Henry Pryor, Rutgers | 1948-49 | 37 | 625 | 1 | 85 | 16.9 |
| Adolph Bellzeare, Penn. | 1972-74 | 33 | 557 | 3 | 73 | 16.9 |
| Ken Hatfield, Arkansas | 1962-64 | 70 | 1,135 | 5 | 95 | 16.2 |
| Gene Rossides, Columbia | 1945-48 | 53 | 851 | 3 | 70 | 16.1 |
| Bill Hillenbrand, Indiana | 1941-42 | 65 | 1,042 | 2 | 88 | 16.0 |

*Record tied. †Record for minimum 1.5 returns per game.

SEASON AVERAGE (Minimum 1.2 Returns Per Game)

| Player, Team | Year | No. | Yards | Avg. |
|----------------------------|-------|-----|-------|-------|
| Maurice Drew, UCLA | †2005 | 15 | 427 | 28.5 |
| Bill Blackstock, Tennessee | 1951 | 12 | 311 | 25.9 |
| Ted Ginn Jr., Ohio St. | †2004 | 15 | 384 | 25.6 |
| George Sims, Baylor | 1948 | 15 | 375 | †25.0 |
| Gene Derricotte, Michigan | 1947 | 14 | 347 | 24.8 |
| George Hoey, Michigan | 1967 | 12 | 291 | 24.3 |
| Erroll Tucker, Utah | †1985 | 16 | 389 | 24.3 |
| Floyd Little, Syracuse | 1965 | 18 | 423 | 23.5 |

†National champion. ‡Record for minimum 1.5 returns per game.

ANNUAL CHAMPIONS (Ranked on Total Yards Until 1970)

| Year | Player, Team | Class | No. | Yards | Avg. |
|------|-----------------------------------|-------|-----|-------|------|
| 1939 | Bosh Pritchard, VMI | So. | 42 | 583 | 13.9 |
| 1940 | Junie Hovious, Mississippi | Sr. | 33 | 498 | 15.1 |
| 1941 | Bill Geyer, Colgate | Sr. | 33 | 616 | 18.7 |
| 1942 | Bill Hillenbrand, Indiana | Jr. | 23 | 481 | 20.9 |
| 1943 | Marion Flanagan, Texas A&M | Jr. | 49 | 475 | 9.7 |
| 1944 | Joe Stuart, California | Jr. | 39 | 372 | 9.5 |
| 1945 | Jake Leicht, Oregon | So. | 28 | 395 | 14.1 |
| 1946 | Harry Gilmer, Alabama | Jr. | 37 | 436 | 11.8 |
| 1947 | Lindy Berry, TCU | So. | 42 | 493 | 11.7 |
| 1948 | Lee Nalley, Vanderbilt | Jr. | 43 | 791 | 18.4 |
| 1949 | Lee Nalley, Vanderbilt | Sr. | 35 | 498 | 14.2 |
| 1950 | Dave Waters, Wash. & Lee | Jr. | 30 | 445 | 14.8 |
| 1951 | Tom Murphy, Holy Cross | So. | 25 | 533 | 21.3 |
| 1952 | Horton Nesrsta, Rice | Jr. | 44 | 536 | 12.2 |
| 1953 | Paul Giel, Minnesota | Sr. | 17 | 288 | 16.9 |
| 1954 | Dicky Maegle, Rice | Sr. | 15 | 293 | 19.5 |
| 1955 | Mike Sommer, George Washington | So. | 24 | 330 | 13.8 |
| 1956 | Bill Stacy, Mississippi St. | Jr. | 24 | 290 | 12.1 |
| 1957 | Bobby Mulgado, Arizona St. | Sr. | 14 | 267 | 19.1 |
| 1958 | Howard Cook, Colorado | Sr. | 24 | 242 | 10.1 |
| 1959 | Pervis Atkins, New Mexico St. | Jr. | 16 | 241 | 15.1 |
| 1960 | Lance Alworth, Arkansas | Jr. | 18 | 307 | 17.1 |
| 1961 | Lance Alworth, Arkansas | Sr. | 28 | 336 | 12.0 |
| 1962 | Darrell Roberts, Utah St. | Sr. | 16 | 333 | 20.8 |
| 1963 | Ken Hatfield, Arkansas | Jr. | 21 | 350 | 16.7 |
| 1964 | Ken Hatfield, Arkansas | Sr. | 31 | 518 | 16.7 |
| 1965 | Nick Rassas, Notre Dame | Sr. | 24 | 459 | 19.1 |
| 1966 | Vic Washington, Wyoming | Jr. | 34 | 443 | 13.0 |
| 1967 | Mike Battle, Southern California | Jr. | 47 | 570 | 12.1 |
| 1968 | Roger Wehrli, Missouri | Sr. | 41 | 478 | 11.7 |
| 1969 | Chris Farasopoulos, Brigham Young | Jr. | 35 | 527 | 15.1 |

Beginning in 1970, ranked on average per return (instead of total yards) ‡

| Year | Player, Team | Class | No. | Yards | TD | Long | Avg. |
|------|---------------------------------|-------|------|-------|----|------|------|
| 1970 | Steve Holden, Arizona St. | So. | 17 | 327 | 2 | 94 | 19.2 |
| 1971 | Golden Richards, Brigham Young | Jr. | 33 | 624 | 4 | 87 | 18.9 |
| 1972 | Randy Rhyno, Georgia Tech | So. | 25 | 441 | 1 | 96 | 17.6 |
| 1973 | Gary Hayman, Penn St. | Sr. | 23 | 442 | 1 | 83 | 19.2 |
| 1974 | John Provost, Holy Cross | Sr. | 13 | 238 | 2 | 85 | 18.3 |
| 1975 | Donnie Ross, New Mexico St. | Sr. | 21 | 338 | 1 | #81 | 16.1 |
| 1976 | Henry Jenkins, Rutgers | Sr. | 30 | 449 | 0 | #40 | 15.0 |
| 1977 | Robert Woods, Grambling | Sr. | ††11 | 279 | 3 | 72 | 25.4 |
| 1978 | Ira Matthews, Wisconsin | Sr. | 16 | 270 | 3 | 78 | 16.9 |
| 1979 | Jeffrey Shockley, Tennessee St. | Sr. | 27 | 456 | 1 | 79 | 16.9 |
| 1980 | Scott Woerner, Georgia | Sr. | 31 | 488 | 1 | 67 | 15.7 |
| 1981 | Glen Young, Mississippi St. | Jr. | 19 | 307 | 2 | 87 | 16.2 |
| 1982 | Lionel James, Auburn | Jr. | 25 | 394 | 0 | #63 | 15.8 |
| 1983 | Jim Sandusky, San Diego St. | Sr. | 20 | 381 | 1 | 90 | 19.0 |
| 1984 | Ricky Nattiel, Florida | So. | 22 | 346 | 1 | 67 | 15.7 |
| 1985 | Erroll Tucker, Utah | Sr. | 16 | 389 | 2 | 89 | 24.3 |
| 1986 | Rod Smith, Nebraska | Jr. | ††12 | 227 | 1 | 63 | 18.9 |
| 1987 | Alan Grant, Stanford | Jr. | 27 | 446 | 2 | 77 | 16.5 |
| 1988 | Deion Sanders, Florida St. | Sr. | 33 | 503 | 1 | 76 | 15.2 |
| 1989 | Larry Hargrove, Ohio | Sr. | 17 | 309 | 2 | 83 | 18.2 |
| 1990 | Dave McCloughan, Colorado | Sr. | 32 | 524 | 2 | 90 | 16.4 |
| 1991 | Bo Campbell, Virginia Tech | Jr. | 15 | 273 | 0 | 45 | 18.2 |
| 1992 | Lee Gissendaner, Northwestern | Jr. | 15 | 327 | 1 | 72 | 21.8 |
| 1993 | Aaron Glenn, Texas A&M | Sr. | 17 | 339 | 2 | 76 | 19.9 |
| 1994 | Steve Clay, Eastern Mich. | Jr. | 14 | 278 | 1 | 65 | 19.9 |
| 1995 | James Dye, Brigham Young | Jr. | 20 | 438 | 2 | 90 | 21.9 |
| 1996 | Allen Rossum, Notre Dame | Jr. | 15 | 344 | 3 | 83 | 22.9 |
| 1997 | Tim Dwight, Iowa | Sr. | 19 | 367 | 3 | — | 19.3 |
| 1998 | David Allen, Kansas St. | So. | 33 | 730 | 4 | 93 | 22.1 |
| 1999 | Dennis Northcutt, Arizona | Sr. | 23 | 436 | 2 | 81 | 19.0 |
| 2000 | Aaron Lockett, Kansas St. | Jr. | 22 | 501 | 3 | 83 | 22.8 |
| 2001 | Roman Hollowell, Colorado | Sr. | 29 | 522 | 2 | 77 | 18.0 |
| 2002 | Dan Sheldon, Northern Ill. | So. | 21 | 477 | 3 | 90 | 22.7 |

| Year | Player, Team | Class | No. | Yards | TD | Long | Avg. |
|------|------------------------|-------|-----|-------|----|------|-------|
| 2003 | Skyler Green, LSU | So. | 25 | 462 | 2 | 80 | 18.5 |
| 2004 | Ted Ginn Jr., Ohio St. | Fr. | 15 | 384 | 4 | 82 | 25.6 |
| 2005 | Maurice Drew, UCLA | Jr. | 15 | 427 | 3 | 81 | *28.5 |

*Record. †Did not score. ‡Ranked on minimum 1.5 returns per game, 1970-73; 1.2 from 1974. ††Declared champion; with three more returns (making 1.3 per game) for zero yards still would have highest average. ‡‡Declared champion; with two more returns (making 1.2 per game) for zero yards still would have highest average.

**ANNUAL PUNT RETURN LEADERS (1939-69)
BASED ON AVERAGE PER RETURN
(Minimum 1.2 Returns Per Game)**

1939—Jackie Robinson, UCLA, 20.0; **1940**—Jackie Robinson, UCLA, 21.0; **1941**—Walt Slater, Tennessee, 20.4; **1942**—Billy Hillenbrand, Indiana, 20.9; **1943**—Otto Graham, Northwestern, 19.7; **1944**—Glenn Davis, Army, 18.4; **1945**—Jake Leicht, Oregon, 14.8; **1946**—Harold Griffin, Florida, 20.1; **1947**—Gene Derricotte, Michigan, 24.8; **1948**—George Sims, Baylor, ‡25.0; **1949**—Gene Evans, Wisconsin, 21.8; **1950**—Lindy Hanson, Boston U., 22.5; **1951**—Bill Blackstock, Tennessee, 25.9; **1952**—Gil Reich, Kansas, 17.2; **1953**—Bobby Lee, New Mexico, 19.4; **1954**—Dicky Maegle, Rice, 19.5; **1955**—Ron Lind, Drake, 21.1; **1956**—Ron Lind, Drake, 19.1; **1957**—Bobby Mulgado, Arizona St., 19.1; **1958**—Herb Hallas, Yale, 23.4; **1959**—Jacque MacKinnon, Colgate, 17.5; **1960**—Pat Fischer, Nebraska, 21.2; **1961**—Tom Larscheid, Utah St., 23.4; **1962**—Darrell Roberts, Utah St., 20.8; **1963**—Rickie Harris, Arizona, 17.4; **1964**—Ken Hatfield, Arkansas, 16.7; **1965**—Floyd Little, Syracuse, 23.5; **1966**—Don Bean, Houston, 20.2; **1967**—George Hoey, Michigan, 24.3; **1968**—Rob Bordley, Princeton, 20.5; **1969**—George Hannen, Davidson, 22.4.

‡Record for minimum 1.5 returns per game.

Kickoff Returns

**CAREER AVERAGE
(Minimum 1.2 Returns Per Game; Minimum 30 Returns; Player must have concluded his career)**

| Player, Team | Years | No. | Yards | Avg. |
|------------------------------------|---------|-----|-------|-------|
| Anthony Davis, Southern California | 1972-74 | 37 | 1,299 | 35.1 |
| Eric Booth, Southern Miss. | 1994-97 | 35 | 1,135 | 32.4 |
| Overton Curtis, Utah St. | 1957-58 | 32 | 991 | †31.0 |
| Fred Montgomery, New Mexico St. | 1991-92 | 39 | 1,191 | 30.5 |
| Altie Taylor, Utah St. | 1966-68 | 40 | 1,170 | 29.3 |
| Stan Brown, Purdue | 1968-70 | 49 | 1,412 | 28.8 |
| Henry White, Colgate | 1974-77 | 41 | 1,180 | 28.8 |
| Kevin Johnson, Syracuse | 1995-98 | 50 | 1,437 | 28.7 |
| Pat Johnson, Oregon | 1994-97 | 36 | 1,023 | 28.4 |
| Ben Kelly, Colorado | 1997-99 | 64 | 1,798 | 28.1 |
| Paul Loughran, Temple | 1970-72 | 40 | 1,123 | 28.1 |
| Jim Krieg, Washington | 1970-71 | 31 | 860 | 27.7 |

‡Record for minimum 1.5 returns per game.

**SEASON AVERAGE
(Minimum 1.2 Returns Per Game)**

| Player, Team | Year | No. | Yards | Avg. |
|-------------------------------------|-------|-----|-------|-------|
| Paul Allen, Brigham Young | 1961 | 12 | 481 | 40.1 |
| Tremain Mack, Miami (Fla.) | †1996 | 13 | 514 | 39.5 |
| Leeland McElroy, Texas A&M | †1993 | 15 | 590 | 39.3 |
| Forrest Hall, San Francisco | †1946 | 15 | 573 | †38.2 |
| Tony Ball, Chattanooga | †1977 | 13 | 473 | 36.4 |
| George Marinkov, North Carolina St. | 1954 | 13 | 465 | 35.8 |
| Bob Baker, Cornell | 1964 | 11 | 386 | 35.1 |

†National champion. ‡Record for minimum 1.5 returns per game.

**ANNUAL CHAMPIONS
(Ranked on Total Yards Until 1970)**

| Year | Player, Team | Class | No. | Yards | Avg. |
|------|-----------------------------|-------|-----|-------|--------|
| 1939 | Nile Kinnick, Iowa | Sr. | 15 | 377 | 25.1 |
| 1940 | Jack Emigh, Montana | Sr. | 18 | 395 | 21.9 |
| 1941 | Earl Ray, Wyoming | So. | 23 | 496 | 21.6 |
| 1942 | Frank Porto, California | Sr. | 17 | 483 | 28.4 |
| 1943 | Paul Copoulos, Marquette | So. | 11 | 384 | 34.9 |
| 1944 | Paul Copoulos, Marquette | Jr. | 14 | 337 | 24.1 |
| 1945 | Al Dekdebrun, Cornell | Sr. | 14 | 321 | 22.9 |
| 1946 | Forrest Hall, San Francisco | Jr. | 15 | 573 | **38.2 |
| 1947 | Doak Walker, SMU | So. | 10 | 387 | 38.7 |
| 1948 | Bill Gregus, Wake Forest | Jr. | 19 | 503 | 26.5 |
| 1949 | Johnny Subda, Nevada | Sr. | 18 | 444 | 24.7 |
| 1950 | Chuck Hill, New Mexico | Jr. | 27 | 729 | 27.0 |
| 1951 | Chuck Hill, New Mexico | Sr. | 17 | 504 | 29.6 |
| 1952 | Curly Powell, VMI | Sr. | 27 | 517 | 19.1 |
| 1953 | Max McGee, Tulane | Sr. | 17 | 371 | 21.8 |

| Year | Player, Team | Class | No. | Yards | Avg. |
|------|--------------------------------|-------|-----|-------|------|
| 1954 | Art Luppino, Arizona | So. | 20 | 632 | 31.6 |
| 1955 | Sam Woolwine, VMI | Jr. | 22 | 471 | 21.4 |
| 1956 | Sam Woolwine, VMI | Sr. | 18 | 503 | 27.9 |
| 1957 | Overton Curtis, Utah St. | Jr. | 23 | 695 | 30.2 |
| 1958 | Sonny Randle, Virginia | Sr. | 21 | 506 | 24.1 |
| 1959 | Don Perkins, New Mexico | Sr. | 15 | 520 | 34.7 |
| 1960 | Bruce Samples, Brigham Young | Sr. | 23 | 577 | 25.1 |
| 1961 | Dick Mooney, Idaho | Sr. | 23 | 494 | 21.5 |
| 1962 | Donnie Frederick, Wake Forest | Sr. | 29 | 660 | 22.8 |
| 1963 | Gary Wood, Cornell | Sr. | 19 | 618 | 32.5 |
| 1964 | Dan Bland, Mississippi St. | Jr. | 20 | 558 | 27.9 |
| 1965 | Eric Crabtree, Pittsburgh | Sr. | 25 | 636 | 25.4 |
| 1966 | Marcus Rhoden, Mississippi St. | Sr. | 26 | 572 | 22.0 |
| 1967 | Joe Casas, New Mexico | Sr. | 23 | 602 | 26.2 |
| 1968 | Mike Adamle, Northwestern | So. | 34 | 732 | 21.5 |
| 1969 | Stan Brown, Purdue | Jr. | 26 | 698 | 26.8 |

Beginning in 1970, ranked on average per return (instead of total yards)†

| Year | Player, Team | Class | No. | Yards | Avg. |
|------|------------------------------------|-------|------|-------|------|
| 1970 | Stan Brown, Purdue | Sr. | 19 | 638 | 33.6 |
| 1971 | Paul Loughran, Temple | Jr. | 15 | 502 | 33.5 |
| 1972 | Larry Williams, Texas Tech | So. | 16 | 493 | 30.8 |
| 1973 | Steve Odom, Utah | Sr. | 21 | 618 | 29.4 |
| 1974 | Anthony Davis, Southern California | Sr. | ††11 | 467 | 42.5 |
| 1975 | John Schultz, Maryland | Sr. | 13 | 403 | 31.0 |
| 1976 | Ira Matthews, Wisconsin | So. | 14 | 415 | 29.6 |
| 1977 | Tony Ball, Chattanooga | Sr. | 13 | 473 | 36.4 |
| 1978 | Drew Hill, Georgia Tech | Fr. | 19 | 570 | 30.0 |
| 1979 | Stevie Nelson, Ball St. | Fr. | 18 | 565 | 31.4 |
| 1980 | Mike Fox, San Diego St. | So. | †11 | 361 | 32.8 |
| 1981 | Frank Minnifield, Louisville | Jr. | 11 | 334 | 30.4 |
| 1982 | Carl Monroe, Utah | Sr. | 14 | 421 | 30.1 |
| 1983 | Henry Williams, East Caro. | Jr. | 19 | 591 | 31.1 |
| 1984 | Keith Henderson, Texas Tech | Fr. | 13 | 376 | 28.9 |
| 1985 | Erroll Tucker, Utah | Sr. | 24 | 698 | 29.1 |
| 1986 | Terrance Roulhac, Clemson | Sr. | 17 | 561 | 33.0 |
| 1987 | Barry Sanders, Oklahoma St. | So. | 14 | 442 | 31.6 |
| 1988 | Raghib Ismail, Notre Dame | Fr. | #12 | 433 | 36.1 |
| 1989 | Tony Smith, Southern Miss. | So. | 14 | 455 | 32.5 |
| 1990 | Dale Carter, Tennessee | Jr. | 17 | 507 | 29.8 |
| 1991 | Fred Montgomery, New Mexico St. | Jr. | 25 | 734 | 29.4 |
| 1992 | Fred Montgomery, New Mexico St. | Sr. | 14 | 457 | 32.6 |
| 1993 | Leeland McElroy, Texas A&M | Fr. | 15 | 590 | 39.3 |
| 1994 | Eric Moulds, Mississippi St. | Jr. | †13 | 426 | 32.8 |
| 1995 | Robert Tate, Cincinnati | Jr. | 15 | 515 | 34.3 |
| 1996 | Tremain Mack, Miami (Fla.) | Jr. | 13 | 514 | 39.5 |
| 1997 | Eric Booth, Southern Miss. | Sr. | 22 | 766 | 34.8 |
| 1998 | Broderick McGrew, North Texas | Jr. | 18 | 587 | 32.6 |
| 1999 | James Williams, Marshall | Sr. | 15 | 493 | 32.9 |
| 2000 | LaTarence Dunbar, TCU | So. | 15 | 506 | 33.7 |
| 2001 | Chris Massey, Oklahoma St. | Jr. | 15 | 522 | 34.8 |
| 2002 | Charles Pauley, San Jose St. | Sr. | 31 | 978 | 31.6 |
| 2003 | Michael Waddell, North Carolina | Sr. | 15 | 475 | 31.7 |
| | J.R. Reed, South Fla. | Sr. | 18 | 570 | 31.7 |
| 2004 | Justin Miller, Clemson | Jr. | 20 | 661 | 33.1 |
| 2005 | Jonathan Stewart, Oregon | Fr. | 12 | 404 | 33.7 |

**Record for minimum 1.5 returns per game. †Declared champion; with two more returns (making 1.3 per game) for zero yards still would have highest average. ††Declared champion; with one more return (making 1.2 per game) for zero yards still would have highest average. †††Declared champion; with three more returns (making 1.3 per game) for zero yards still would have highest average. ‡Ranked on minimum 1.5 returns per game, 1970-73; 1.2 from 1974.

**ANNUAL KICKOFF RETURN LEADERS (1939-69)
BASED ON AVERAGE PER RETURN
(Minimum 1.2 Returns Per Game)**

1939—Nile Kinnick, Iowa, 25.1; **1940**—Bill Geyer, Colgate, 27.0; **1941**—Vern Lockard, Colorado, 24.4; **1942-45**—Not compiled; **1946**—Forrest Hall, San Francisco, ‡38.2; **1947**—Sippy Minisi, Penn, 28.8; **1948**—Jerry Williams, Washington St., 29.9; **1949**—Billy Conn, Georgetown, 31.1; **1950**—Johnny Turco, Holy Cross, 27.4; **1951**—Bob Mischak, Army, 31.3; **1952**—Carroll Hardy, Colorado, 32.2; **1953**—Carl Bolt, Wash. & Lee, 27.1; **1954**—George Marinkov, North Carolina St., 35.8; **1955**—Jim Brown, Syracuse, 32.0; **1956**—Paul Hornung, Notre Dame, 31.0; **1957**—Overton Curtis, Utah St., 30.2; **1958**—Marshall Starks, Illinois, 26.3; **1959**—Don Perkins, New Mexico, 34.7; **1960**—Tom Hennessey, Holy Cross, 33.4; **1961**—Paul Allen, Brigham Young, *40.1; **1962**—Larry Coyer, Marshall, 30.2; **1963**—Gary Wood, Cornell, 32.5; **1964**—Bob Baker, Cornell, 35.1; **1965**—Tom Barrington, Ohio St., 34.3; **1966**—Frank Moore, Louisville, 27.9; **1967**—Altie Taylor, Utah St., 31.9; **1968**—Kerry Reardon, Iowa, 32.1; **1969**—Chris Farasopoulos, Brigham Young, 32.2.

*Record. ‡Record for minimum 1.5 returns per game.



Memphis Sports Information

DeAngelo Williams concluded his historical career at Memphis in 2005 on top of the Division I-A chart for career all-purpose yards with 7,573.

All-Purpose Yards

CAREER YARDS PER GAME

(Minimum 3,500 Yards; Player must have concluded his career)

| Player, Team | Years | G | Rush | Rcv. | Int. | PR | KOR | Yds. | Yd.PG |
|-----------------------------------|---------|----|-------|-------|------|-----|-------|-------|-------|
| Ryan Benjamin, Pacific | 1990-92 | 24 | 3,119 | 1,063 | 0 | 100 | 1,424 | 5,706 | 237.8 |
| Sheldon Canley, San Jose St. | 1988-90 | 25 | 2,513 | 828 | 0 | 5 | 1,800 | 5,146 | 205.8 |
| Howard Stevens, Louisville | 1971-72 | 20 | 2,723 | 389 | 0 | 401 | 360 | 3,873 | 193.7 |
| O.J. Simpson, Southern California | 1967-68 | 19 | 3,124 | 235 | 0 | 0 | 307 | 3,666 | 192.9 |
| Alex Van Dyke, Nevada | 1994-95 | 22 | 7 | 3,100 | 0 | 5 | 1,034 | 4,146 | 188.5 |
| Ed Marinaro, Cornell | 1969-71 | 27 | 4,715 | 225 | 0 | 0 | 0 | 4,940 | 183.0 |
| Marshall Faulk, San Diego St. | 1991-93 | 31 | 4,589 | 973 | 0 | 0 | 33 | 5,595 | 180.5 |
| Troy Edwards, Louisiana Tech | 1996-98 | 34 | 447 | 4,352 | 0 | 241 | 991 | 6,031 | 177.4 |
| Herschel Walker, Georgia | 1980-82 | 33 | 5,259 | 243 | 0 | 0 | 247 | 5,749 | 174.2 |
| Louie Giammona, Utah St. | 1973-75 | 30 | 3,499 | 171 | 0 | 188 | 1,345 | 5,203 | 173.4 |

SEASON YARDS PER GAME

| Player, Team | Years | Rush | Rcv. | Int. | PR | KOR | Yds. | Yd.PG |
|-----------------------------------|-------|--------|--------|------|-----|-----|--------|-------|
| Barry Sanders, Oklahoma St. | †1988 | *2,628 | 106 | 0 | 95 | 421 | *3,250 | 295.5 |
| Ryan Benjamin, Pacific | †1991 | 1,581 | 612 | 0 | 4 | 798 | 2,995 | 249.6 |
| Byron "Whizzer" White, Colorado | †1937 | 1,121 | 0 | 103 | 587 | 159 | 1,970 | 246.3 |
| Mike Pringle, Cal St. Fullerton | †1989 | 1,727 | 249 | 0 | 0 | 714 | 2,690 | 244.6 |
| Paul Palmer, Temple | †1986 | 1,866 | 110 | 0 | 0 | 657 | 2,633 | 239.4 |
| Emmett White, Utah St. | †2000 | 1,322 | 592 | 0 | 183 | 531 | 2,628 | 238.9 |
| Ryan Benjamin, Pacific | †1992 | 1,441 | 434 | 0 | 96 | 626 | 2,597 | 236.1 |
| Marcus Allen, Southern California | †1981 | 2,342 | 217 | 0 | 0 | 0 | 2,559 | 232.6 |
| Troy Edwards, Louisiana Tech | †1998 | 227 | *1,996 | 0 | 235 | 326 | 2,784 | 232.0 |
| Sheldon Canley, San Jose St. | 1989 | 1,201 | 353 | 0 | 0 | 959 | 2,513 | 228.5 |
| Ollie Matson, San Francisco | †1951 | 1,566 | 58 | 18 | 115 | 280 | 2,037 | 226.3 |
| Troy Davis, Iowa St. | †1995 | 2,010 | 159 | 0 | 0 | 297 | 2,466 | 224.2 |
| Reggie Bush, Southern California | †2005 | 1,740 | 478 | 0 | 179 | 493 | 2,890 | 222.3 |
| Alex Van Dyke, Nevada | 1995 | 6 | 1,854 | 0 | 0 | 583 | 2,443 | 222.1 |
| Art Luppino, Arizona | †1954 | 1,359 | 50 | 84 | 68 | 632 | 2,193 | 219.3 |
| Chuck Weatherspoon, Houston | 1989 | 1,146 | 735 | 0 | 715 | 95 | 2,391 | 217.4 |
| Anthony Thompson, Indiana | 1989 | 1,793 | 201 | 0 | 0 | 394 | 2,388 | 217.1 |
| Ricky Williams, Texas | 1998 | 2,124 | 262 | 0 | 0 | 0 | 2,386 | 216.9 |
| Napoleon McCallum, Navy | †1983 | 1,587 | 166 | 0 | 272 | 360 | 2,385 | 216.8 |
| Troy Davis, Iowa St. | †1996 | 2,185 | 61 | 0 | 0 | 118 | 2,364 | 214.9 |
| Ed Marinaro, Cornell | †1971 | 1,881 | 51 | 0 | 0 | 0 | 1,932 | 214.7 |
| Rashaan Salaam, Colorado | †1994 | 2,055 | 294 | 0 | 0 | 0 | 2,349 | 213.6 |
| Howard Stevens, Louisville | †1972 | 1,294 | 221 | 0 | 337 | 240 | 2,132 | 213.2 |
| Napoleon McCallum, Navy | †1985 | 1,327 | 358 | 0 | 157 | 488 | 2,330 | 211.8 |
| Brian Pruitt, Central Mich. | 1994 | 1,890 | 69 | 0 | 0 | 330 | 2,289 | 208.1 |

*Record. †National champion.

CAREER YARDS

| Player, Team | Years | Rush | Rcv. | Int. | PR | KOR | Yds. | Yd.PP |
|------------------------------------|----------------|--------|-------|------|-------|-------|--------|-------|
| DeAngelo Williams, Memphis | 2002-05 | 6,026 | 723 | 0 | 0 | 824 | 7,573 | 7.0 |
| Ricky Williams, Texas | 1995-98 | 6,279 | 927 | 0 | 0 | 0 | 7,206 | 6.6 |
| Napoleon McCallum, Navy | \$1981-85 | 4,179 | 796 | 0 | 858 | 1,339 | 7,172 | 6.3 |
| Darrin Nelson, Stanford | 1977-78, 80-81 | 4,033 | 2,368 | 0 | 471 | 13 | 6,885 | 7.1 |
| Kevin Faulk, LSU | 1995-98 | 4,557 | 600 | 0 | 857 | 819 | 6,833 | 6.8 |
| Darren Sproles, Kansas St. | 2001-04 | 4,979 | 609 | 0 | 378 | 846 | 6,812 | 7.1 |
| Ron Dayne, Wisconsin | 1996-99 | *6,397 | 304 | 0 | 0 | 0 | 6,701 | 5.8 |
| Terance Mathis, New Mexico | 1985-87, 89 | 329 | 4,254 | 0 | 115 | 1,993 | 6,691 | 14.6 |
| Tony Dorsett, Pittsburgh | 1973-76 | 6,082 | 406 | 0 | 0 | 127 | 6,615 | 5.9 |
| Paul Palmer, Temple | 1983-86 | 4,895 | 705 | 0 | 12 | 997 | 6,609 | 6.1 |
| Reggie Bush, Southern California | 2003-05 | 3,169 | 1,301 | 0 | 559 | 1,522 | †6,551 | 10.2 |
| Charles White, Southern California | 1976-79 | 5,598 | 507 | 0 | 0 | 440 | 6,545 | 6.0 |
| Trevor Cobb, Rice | 1989-92 | 4,948 | 892 | 0 | 21 | 651 | 6,512 | 5.3 |
| Mewelde Moore, Tulane | 2000-03 | 4,364 | 2,059 | 0 | 0 | 82 | 6,505 | 5.9 |
| LaDainian Tomlinson, TCU | 1997-00 | 5,263 | 236 | 0 | 0 | 838 | 6,337 | 6.4 |
| Glyn Milburn, Oklahoma/Stanford | 1988, 90-92 | 2,302 | 1,495 | 0 | 1,145 | 1,246 | 6,188 | 8.1 |
| Cedric Benson, Texas | 2001-04 | 5,540 | 621 | 0 | 0 | 0 | 6,161 | 5.2 |
| Howard Jackson, UTEP | 2001-04 | 3,466 | 726 | 0 | 14 | 1,947 | 6,153 | 7.5 |
| Travis Prentice, Miami (Ohio) | 1996-99 | 5,596 | 527 | 0 | 0 | 0 | 6,123 | 5.1 |
| Anthony Thompson, Indiana | 1986-89 | 4,965 | 713 | 0 | 0 | 412 | 6,090 | 5.1 |
| Michael Turner, Northern Ill. | 2000-03 | 4,941 | 451 | 0 | 0 | 646 | 6,038 | 6.0 |
| Troy Edwards, Louisiana Tech | 1996-98 | 447 | 4,352 | 0 | 241 | 991 | †6,031 | 15.8 |
| Archie Griffin, Ohio St. | 1972-75 | 5,177 | 286 | 0 | 0 | 540 | 6,003 | 6.7 |

*Record. \$See page 10 for explanation. †Three-year totals.

SEASON YARDS

| Player, Team | Year | Rush | Rcv. | Int. | PR | KOR | Yds. | Yd.PP |
|----------------------------------|-------|--------|-------|------|-----|-----|-------|-------|
| Barry Sanders, Oklahoma St. | †1988 | *2,628 | 106 | 0 | 95 | 421 | 3,250 | 8.3 |
| Ryan Benjamin, Pacific | †1991 | 1,581 | 612 | 0 | 4 | 798 | 2,995 | 9.6 |
| Reggie Bush, Southern California | †2005 | 1,740 | 478 | 0 | 179 | 493 | 2,890 | 10.2 |
| Troy Edwards, Louisiana Tech | †1998 | 227 | 1,996 | 0 | 235 | 326 | 2,784 | 14.7 |
| Darren Sproles, Kansas St. | 2003 | 1,986 | 287 | 0 | 190 | 272 | 2,735 | 7.6 |
| Mike Pringle, Cal St. Fullerton | †1989 | 1,727 | 249 | 0 | 0 | 714 | 2,690 | 7.6 |
| Larry Johnson, Penn St. | †2002 | 2,087 | 349 | 0 | 0 | 219 | 2,655 | 8.2 |
| Paul Palmer, Temple | †1986 | 1,866 | 110 | 0 | 0 | 657 | 2,633 | 6.8 |

| Player, Team | Year | Rush | Rcv. | Int. | PR | KOR | Yds. | Yd,PP |
|-----------------------------------|-------|-------|-------|------|-----|-----|-------|-------|
| Emmett White, Utah St. | †2000 | 1,322 | 592 | 0 | 183 | 531 | 2,628 | 7.9 |
| Ryan Benjamin, Pacific | †1992 | 1,441 | 434 | 0 | 96 | 626 | 2,597 | 8.1 |
| Bernard Berrian, Fresno St. | 2001 | 101 | 1,270 | 0 | 552 | 668 | 2,591 | †17.5 |
| Marcus Allen, Southern California | †1981 | 2,342 | 217 | 0 | 0 | 0 | 2,559 | 5.9 |
| Sheldon Canley, San Jose St. | 1989 | 1,201 | 353 | 0 | 0 | 959 | 2,513 | 7.4 |

*Record. †National champion. ‡Record for minimum 125 plays.

ALL-PURPOSE SINGLE-GAME HIGHS

| Yds. | Player, Team (Opponent) | Date |
|------|---|----------------|
| 578 | Emmett White, Utah St. (New Mexico St.) | Nov. 4, 2000 |
| 513 | Reggie Bush, Southern California (Fresno St.) | Nov. 19, 2005 |
| 435 | Brian Pruitt, Central Mich. (Toledo) | Nov. 5, 1994 |
| 429 | Moe Williams, Kentucky (South Carolina) | Sept. 23, 1995 |
| 426 | LaDainian Tomlinson, TCU (UTEP) | Nov. 20, 1999 |
| 424 | Troy Edwards, Louisiana Tech (Nebraska) | Aug. 29, 1998 |
| 422 | Marshall Faulk, San Diego St. (Pacific) | Sept. 14, 1991 |
| 419 | Randy Gatewood, UNLV (Idaho) | Sept. 17, 1994 |
| 417 | Greg Allen, Florida St. (Western Caro.) | Oct. 31, 1981 |
| 417 | Paul Palmer, Temple (East Caro.) | Nov. 10, 1986 |
| 416 | Anthony Thompson, Indiana (Wisconsin) | Nov. 11, 1989 |
| 411 | John Leach, Wake Forest (Maryland) | Nov. 20, 1993 |
| 411 | Travis Prentice, Miami (Ohio) (Akron) | Nov. 6, 1999 |
| 402 | Ryan Benjamin, Pacific (Utah St.) | Nov. 21, 1992 |
| 401 | Chuck Hughes, UTEP (North Texas) | Sept. 18, 1965 |

ANNUAL CHAMPIONS

| Year | Player, Team | Class | Rush | Rcv. | Int. | PR | KOR | Yds. | Yd.PG |
|------|------------------------------------|-------|--------|------|------|-----|-----|--------|--------|
| 1937 | Byron "Whizzer" White, Colorado | Sr. | 1,121 | 0 | 103 | 587 | 159 | 1,970 | 246.3 |
| 1938 | Parker Hall, Mississippi | Sr. | 698 | 0 | 128 | 0 | 594 | 1,420 | 129.1 |
| 1939 | Tom Harmon, Michigan | Jr. | 868 | 110 | 98 | 0 | 132 | 1,208 | 151.0 |
| 1940 | Tom Harmon, Michigan | Sr. | 844 | 0 | 20 | 244 | 204 | 1,312 | 164.0 |
| 1941 | Bill Dudley, Virginia | Sr. | 968 | 60 | 76 | 481 | 89 | 1,674 | 186.0 |
| 1942 | records not available | — | — | — | — | — | — | — | — |
| 1943 | Stan Koslowski, Holy Cross | Fr. | 784 | 63 | 50 | 438 | 76 | 1,411 | 176.4 |
| 1944 | Red Williams, Minnesota | Jr. | 911 | 0 | 0 | 242 | 314 | 1,467 | 163.0 |
| 1945 | Bob Fenimore, Oklahoma St. | Jr. | 1,048 | 12 | 129 | 157 | 231 | 1,577 | 197.1 |
| 1946 | Rudy Mobley, Hardin-Simmons | Sr. | 1,262 | 13 | 79 | 273 | 138 | 1,765 | 176.5 |
| 1947 | Wilton Davis, Hardin-Simmons | So. | 1,173 | 79 | 0 | 295 | 251 | 1,798 | 179.8 |
| 1948 | Lou Kusserow, Columbia | Sr. | 766 | 463 | 19 | 130 | 359 | 1,737 | 193.0 |
| 1949 | Johnny Papit, Virginia | Jr. | 1,214 | 0 | 0 | 0 | 397 | 1,611 | 179.0 |
| 1950 | Wilford White, Arizona St. | Sr. | 1,502 | 225 | 0 | 64 | 274 | 2,065 | 206.5 |
| 1951 | Ollie Matson, San Francisco | Sr. | 1,566 | 58 | 18 | 115 | 280 | 2,037 | 226.3 |
| 1952 | Billy Vessels, Oklahoma | Sr. | 1,072 | 165 | 10 | 120 | 145 | 1,512 | 151.2 |
| 1953 | J.C. Caroline, Illinois | So. | 1,256 | 52 | 0 | 129 | 33 | 1,470 | 163.3 |
| 1954 | Art Luppino, Arizona | So. | 1,359 | 50 | 84 | 68 | 632 | 2,193 | 219.3 |
| 1955 | Jim Swink, TCU | Jr. | 1,283 | 111 | 46 | 64 | 198 | 1,702 | 170.2 |
| | Art Luppino, Arizona | Jr. | 1,313 | 74 | 0 | 62 | 253 | 1,702 | 170.2 |
| 1956 | Jack Hill, Utah St. | Sr. | 920 | 215 | 132 | 21 | 403 | 1,691 | 169.1 |
| 1957 | Overton Curtis, Utah St. | Jr. | 616 | 193 | 60 | 44 | 695 | 1,608 | 160.8 |
| 1958 | Dick Bass, Pacific | Jr. | 1,361 | 121 | 5 | 164 | 227 | 1,878 | 187.8 |
| 1959 | Pervis Atkins, New Mexico St. | Jr. | 971 | 301 | 23 | 241 | 264 | 1,800 | 180.0 |
| 1960 | Pervis Atkins, New Mexico St. | Sr. | 611 | 468 | 23 | 218 | 293 | 1,613 | 161.3 |
| 1961 | Jim Pilot, New Mexico St. | So. | 1,278 | 20 | 0 | 161 | 147 | 1,606 | 160.6 |
| 1962 | Gary Wood, Cornell | Jr. | 889 | 7 | 0 | 69 | 430 | 1,395 | 155.0 |
| 1963 | Gary Wood, Cornell | Sr. | 818 | 15 | 0 | 57 | 618 | 1,508 | 167.6 |
| 1964 | Donny Anderson, Texas Tech | Jr. | 966 | 396 | 0 | 28 | 320 | 1,710 | 171.0 |
| 1965 | Floyd Little, Syracuse | Jr. | 1,065 | 248 | 0 | 423 | 254 | 1,990 | 199.0 |
| 1966 | Frank Quayle, Virginia | So. | 727 | 420 | 0 | 30 | 439 | 1,616 | 161.6 |
| 1967 | O.J. Simpson, Southern California | Jr. | 1,415 | 109 | 0 | 0 | 176 | 1,700 | 188.9 |
| 1968 | O.J. Simpson, Southern California | Sr. | 1,709 | 126 | 0 | 0 | 131 | 1,966 | 196.6 |
| 1969 | Lynn Moore, Army | Sr. | 983 | 44 | 0 | 223 | 545 | 1,795 | 179.5 |
| 1970 | Don McCauley, North Carolina | Sr. | 1,720 | 235 | 0 | 0 | 66 | 2,021 | 183.7 |
| 1971 | Ed Marinaro, Cornell | Sr. | 1,881 | 51 | 0 | 0 | 0 | 1,932 | 214.7 |
| 1972 | Howard Stevens, Louisville | Sr. | 1,294 | 221 | 0 | 377 | 240 | 2,132 | 213.2 |
| 1973 | Willard Harrell, Pacific | Jr. | 1,319 | 18 | 0 | 88 | 352 | 1,777 | 177.7 |
| 1974 | Louie Giammona, Utah St. | Jr. | 1,534 | 79 | 0 | 16 | 355 | 1,984 | 198.4 |
| 1975 | Louie Giammona, Utah St. | Sr. | 1,454 | 33 | 0 | 124 | 434 | 2,045 | 185.9 |
| 1976 | Tony Dorsett, Pittsburgh | Sr. | 1,948 | 73 | 0 | 0 | 0 | 2,021 | 183.7 |
| 1977 | Earl Campbell, Texas | Sr. | 1,744 | 111 | 0 | 0 | 0 | 1,855 | 168.6 |
| 1978 | Charles White, Southern California | Jr. | 1,760 | 191 | 0 | 0 | 145 | 2,096 | 174.7 |
| 1979 | Charles White, Southern California | Sr. | 1,803 | 138 | 0 | 0 | 0 | 1,941 | 194.1 |
| 1980 | Marcus Allen, Southern California | Jr. | 1,563 | 231 | 0 | 0 | 0 | 1,794 | 179.4 |
| 1981 | Marcus Allen, Southern California | Sr. | 2,342 | 217 | 0 | 0 | 0 | 2,559 | 232.6 |
| 1982 | Carl Monroe, Utah | Sr. | 1,507 | 108 | 0 | 0 | 421 | 2,036 | 185.1 |
| 1983 | Napoleon McCallum, Navy | Jr. | 1,587 | 166 | 0 | 272 | 360 | 2,385 | 216.8 |
| 1984 | Keith Byars, Ohio St. | Jr. | 1,655 | 453 | 0 | 0 | 176 | 2,284 | 207.6 |
| 1985 | Napoleon McCallum, Navy | Sr. | 1,327 | 358 | 0 | 157 | 488 | 2,330 | 211.8 |
| 1986 | Paul Palmer, Temple | Sr. | 1,866 | 110 | 0 | 0 | 657 | 2,633 | 239.4 |
| 1987 | Eric Wilkerson, Kent St. | Jr. | 1,221 | 269 | 0 | 0 | 584 | 2,074 | 188.6 |
| 1988 | Barry Sanders, Oklahoma St. | Jr. | *2,628 | 106 | 0 | 95 | 421 | *3,250 | *295.5 |
| 1989 | Mike Pringle, Cal St. Fullerton | Sr. | 1,727 | 249 | 0 | 0 | 714 | 2,690 | 244.6 |
| 1990 | Glyn Milburn, Stanford | So. | 729 | 632 | 0 | 267 | 594 | 2,222 | 202.0 |

| Year | Player, Team | Class | Rush | Rcv. | Int. | PR | KOR | Yds. | Yd.PG |
|------|----------------------------------|-------|-------|--------|------|-----|-----|-------|-------|
| 1991 | Ryan Benjamin, Pacific | Jr. | 1,581 | 612 | 0 | 4 | 798 | 2,995 | 249.6 |
| 1992 | Ryan Benjamin, Pacific | Sr. | 1,441 | 434 | 0 | 96 | 626 | 2,597 | 236.1 |
| 1993 | LeShon Johnson, Northern Ill. | Sr. | 1,976 | 106 | 0 | 0 | 0 | 2,082 | 189.3 |
| 1994 | Rashaan Salaam, Colorado | Jr. | 2,055 | 294 | 0 | 0 | 0 | 2,349 | 213.6 |
| 1995 | Troy Davis, Iowa St. | So. | 2,010 | 159 | 0 | 0 | 297 | 2,466 | 224.2 |
| 1996 | Troy Davis, Iowa St. | Jr. | 2,185 | 61 | 0 | 0 | 118 | 2,364 | 214.9 |
| 1997 | Troy Edwards, Louisiana Tech. | Jr. | 190 | 1,707 | 0 | 6 | 241 | 2,144 | 194.9 |
| 1998 | Troy Edwards, Louisiana Tech. | Sr. | 227 | 1,996 | 0 | 235 | 326 | 2,784 | 232.0 |
| 1999 | Trevor Insley, Nevada | Sr. | 5 | *2,060 | 0 | 111 | 0 | 2,176 | 197.8 |
| 2000 | Emmett White, Utah St. | Jr. | 1,322 | 592 | 0 | 183 | 531 | 2,628 | 238.9 |
| 2001 | Levron Williams, Indiana | Sr. | 1,401 | 289 | 0 | 0 | 511 | 2,201 | 200.1 |
| 2002 | Larry Johnson, Penn St. | Sr. | 2,087 | 349 | 0 | 0 | 219 | 2,655 | 204.2 |
| 2003 | DeAngelo Williams, Memphis | So. | 1,430 | 384 | 0 | 0 | 299 | 2,113 | 192.1 |
| 2004 | Darren Sproles, Kansas St. | Sr. | 1,318 | 223 | 0 | 34 | 492 | 2,067 | 187.9 |
| 2005 | Reggie Bush, Southern California | Jr. | 1,740 | 478 | 0 | 179 | 493 | 2,890 | 222.3 |

*Record.

Field Goals

CAREER FIELD GOALS

(One-inch tees were permitted in 1949, two-inch tees were permitted in 1965, and use of tees was eliminated in 1989. The goal posts were widened from 18 feet, 6 inches to 23 feet, 4 inches in 1959 and were narrowed back to 18 feet, 6 inches in 1991. In 1993, the hash marks were moved 6 feet, 8 inches closer to the center of the field, to 60 feet from each sideline.)

| Player, Team | Years | Total | Pct. | Under 40 | | Long | ‡Won |
|---------------------------------------|-----------|--------|-------|----------|-------|------|------|
| | | | | 40 Yds. | Plus | | |
| Billy Bennett, Georgia (S) | 2000-03 | 87-110 | .791 | 56-67 | 31-43 | 55 | 3 |
| Jeff Jaeger, Washington (S) | 1983-86 | 80-99 | .808 | 59-68 | 21-31 | 52 | 5 |
| Nick Novak, Maryland (S) | 2001-04 | 80-107 | .748 | 49-59 | 31-48 | 54 | 3 |
| John Lee, UCLA (S) | 1982-85 | 79-92 | @.859 | 54-56 | 25-36 | 52 | **10 |
| Jason Elam, Hawaii (S) | \$1988-92 | 79-100 | .790 | 50-55 | 29-45 | 56 | 3 |
| Luis Zendejas, Arizona St. (S) | 1981-84 | 78-105 | .743 | 53-59 | 25-46 | 55 | 1 |
| Philip Doyle, Alabama (S) | 1987-90 | 78-105 | .743 | 57-61 | 21-44 | 53 | 6 |
| Kevin Butler, Georgia (S) | 1981-84 | 77-98 | .786 | 50-56 | 27-42 | 60 | 7 |
| Max Zendejas, Arizona (S) | 1982-85 | 77-104 | .740 | 47-53 | 30-51 | 57 | 7 |
| Derek Schmidt, Florida St. (S) | 1984-87 | 73-104 | .702 | 44-55 | 29-49 | 54 | 1 |
| Carlos Huerta, Miami (Fl.) (S) | 1988-91 | 73-91 | .802 | 56-60 | 17-31 | 52 | 3 |
| Steve Azar, Northern Ill. (S) | 2000-03 | 73-92 | .793 | 57-63 | 16-29 | 52 | 2 |
| Fuad Reveiz, Tennessee (S) | 1981-84 | 71-95 | .747 | 45-53 | 26-42 | 60 | 7 |
| Barry Belli, Fresno St. (S) | 1984-87 | 70-99 | .707 | 47-53 | 23-46 | 55 | 5 |
| Roman Anderson, Houston (S) | 1988-91 | 70-101 | .693 | *61-72 | 9-29 | 53 | 3 |
| Nelson Welch, Clemson (S) | 1991-94 | 70-100 | .700 | 49-64 | 21-36 | 53 | 7 |
| Stephen Gostkowski, Memphis (S) | 2002-05 | 70-92 | .761 | 47-59 | 23-33 | 53 | 0 |
| Collin Mackie, South Carolina (S) | 1987-90 | 69-95 | .726 | 48-57 | 21-38 | 52 | 5 |
| Larry Roach, Oklahoma St. (S) | 1981-84 | 68-101 | .673 | 46-54 | 22-47 | 56 | 5 |
| Gary Gussman, Miami (Ohio) (S) | 1984-87 | 68-94 | .723 | 50-57 | 18-37 | 53 | 2 |
| Rusty Hanna, Toledo (S) | 1989-92 | 68-99 | .687 | 51-58 | 17-41 | 51 | 3 |
| Shayne Graham, Virginia Tech (S) | 1996-99 | 68-93 | .731 | 48-57 | 20-36 | 53 | 5 |
| Jeff Chandler, Florida (S) | \$1997-01 | 67-80 | .838 | 46-48 | 21-32 | 54 | 0 |
| Xavier Beitia, Florida St. (S) | 2001-04 | 67-92 | .728 | 47-55 | 20-37 | 52 | 3 |
| Sebastian Janikowski, Florida St. (S) | 1997-99 | 66-83 | .795 | 46-51 | 20-32 | 56 | 4 |
| Owen Pochman, Brigham Young (S) | 1997-00 | 66-91 | .725 | 32-38 | 34-53 | 56 | 3 |
| Josh Scobee, Louisiana Tech (S) | 2000-03 | 66-92 | .717 | 51-60 | 15-32 | 53 | 0 |
| Connor Hughes, Virginia (S) | 2002-05 | 66-79 | .835 | 50-55 | 16-24 | 53 | 3 |

*Record. \$See page 10 for explanation. **Record tied. @Record for minimum 55 attempts. †Number of games in which his field goal(s) provided the winning margin. (S) Soccer-style kicker.

SEASON FIELD GOALS

| Player, Team | Years | Total | Pct. | Under 40 | | Long | ‡Won |
|---------------------------------------|-------|-------|-------|----------|--------|------|------|
| | | | | 40 Yds. | Plus | | |
| Billy Bennett, Georgia (S) | †2003 | 31-38 | .816 | 20-23 | 11-15 | 52 | 1 |
| John Lee, UCLA (S) | †1984 | 29-33 | .879 | 16-16 | 13-17 | 51 | 5 |
| Paul Woodside, West Virginia (S) | †1982 | 28-31 | .903 | 23-23 | 5-8 | 45 | 2 |
| Luis Zendejas, Arizona St. (S) | †1983 | 28-37 | .757 | 19-22 | 9-15 | 52 | 1 |
| Nick Browne, TCU (S) | 2003 | 28-33 | .848 | 20-22 | 8-11 | 50 | 1 |
| Fuad Reveiz, Tennessee (S) | 1982 | 27-31 | .871 | 14-14 | 13-17 | 60 | 2 |
| Sebastian Janikowski, Florida St. (S) | †1998 | 27-32 | .844 | 17-19 | 10-13 | 53 | 1 |
| Drew Dunning, Washington St. (S) | 2003 | 27-31 | .871 | 19-20 | 8-11 | 49 | 0 |
| Jonathan Ruffin, Cincinnati (S) | †2000 | 26-29 | .897 | 24-26 | 2-3 | 42 | 4 |
| Billy Bennett, Georgia (S) | 2002 | 26-33 | .788 | 15-18 | 11-15 | 47 | 2 |
| Chuck Nelson, Washington (S) | 1982 | 25-26 | *.962 | 22-23 | 3-3 | 49 | 1 |
| John Diettrich, Ball St. (S) | †1985 | 25-29 | .862 | 16-17 | 9-12 | 54 | 2 |
| Chris Jacke, UTEP (S) | 1988 | 25-27 | .926 | 11-11 | *14-16 | 52 | 2 |
| Mike Nugent, Ohio St. (S) | 2002 | 25-28 | .893 | 15-16 | 10-12 | 51 | 0 |
| Jonathan Nichols, Mississippi (S) | 2003 | 25-29 | .862 | 20-21 | 5-8 | 54 | 1 |
| Ben Jones, Purdue (S) | 2003 | 25-30 | .833 | 15-19 | 10-11 | 50 | 1 |

*Record. †National champion. ‡Number of games in which his field goal(s) provided the winning margin. (S) Soccer-style kicker.

SINGLE-GAME FIELD GOALS

| No. | Player, Team (Opponent) | Date |
|-----|--|----------------|
| 7 | Mike Prindle, Western Mich. (Marshall) | Sept. 29, 1984 |
| 7 | Dale Klein, Nebraska (Missouri) | Oct. 19, 1985 |
| 6 | By 15 players | |

ANNUAL CHAMPIONS

(From 1959-90, goal uprights were 23 feet, 4 inches apart; and from 1991 to the present, have been 18 feet, 6 inches apart)

| Year | Player, Team | Total | PG | Pct. | Under 40 Yds. | 40 Plus | Long | #Won |
|------|---------------------------------------|-------|-----|------|---------------|---------|------|------|
| 1959 | Karl Holzwarth, Wisconsin (C) | 7-8 | 0.8 | .875 | 7-8 | 0-0 | 29 | 4 |
| 1960 | Ed Dyas, Auburn (C) | 13-18 | 1.3 | .722 | 13-17 | 0-1 | 37 | 2 |
| 1961 | Greg Mather, Navy (C) | 11-15 | 1.1 | .733 | 9-12 | 2-3 | 45 | 1 |
| 1962 | Bob Jencks, Miami (Ohio) (C) | 8-11 | 0.8 | .727 | 7-9 | 1-2 | 52 | 3 |
| | Al Woodall, Auburn (C) | 8-20 | 0.8 | .400 | 8-13 | 0-7 | 35 | 0 |
| 1963 | Billy Lothridge, Georgia Tech (C) | 12-16 | 1.2 | .750 | 10-14 | 2-2 | 41 | 3 |
| 1964 | Doug Moreau, LSU (C) | 13-20 | 1.3 | .650 | 13-20 | 0-0 | 36 | 0 |
| 1965 | Charley Gogolak, Princeton (S) | 16-23 | 1.8 | .696 | 7-10 | 9-13 | 54 | 0 |
| 1966 | Jerry DePoyster, Wyoming (C) | 13-38 | 1.3 | .342 | 7-13 | 6-25 | 54 | 1 |
| 1967 | Gerald Warren, North Carolina St. (C) | 17-22 | 1.7 | .773 | 13-14 | 4-8 | 47 | 1 |
| 1968 | Bob Jacobs, Wyoming (C) | 14-29 | 1.4 | .483 | 10-15 | 4-14 | 51 | 2 |
| 1969 | Bob Jacobs, Wyoming (C) | 18-27 | 1.8 | .667 | 13-16 | 5-11 | 43 | 2 |

Beginning in 1970, ranked on per-game (instead of total) made

| Year | Player, Team | Total | PG | Pct. | Under 40 Yds. | 40 Plus | Long | #Won |
|------|---------------------------------------|--------|------|------|---------------|---------|------|------|
| 1970 | Kim Braswell, Georgia (C) | 13-17 | 1.3 | .765 | 11-14 | 2-3 | 43 | 0 |
| 1971 | Nick Mike-Mayer, Temple (S) | 12-17 | 1.3 | .706 | 8-10 | 4-7 | 48 | 1 |
| 1972 | Nick Mike-Mayer, Temple (S) | 13-20 | 1.4 | .650 | 10-11 | 3-9 | 44 | 3 |
| 1973 | Rod Garcia, Stanford (S) | 18-29 | 1.6 | .621 | 10-14 | 8-15 | 59 | 2 |
| 1974 | Dave Lawson, Air Force (C) | 19-31 | 1.7 | .613 | 13-14 | 6-17 | 60 | 1 |
| 1975 | Don Bitterlich, Temple (S) | 21-31 | 1.9 | .677 | 13-14 | 8-17 | 56 | 0 |
| 1976 | Tony Franklin, Texas A&M (S) | 17-26 | 1.6 | .654 | 9-12 | 8-14 | 65 | 0 |
| 1977 | Paul Marchese, Kent St. (S) | 18-27 | 1.8 | .667 | 13-15 | 5-12 | 51 | 2 |
| 1978 | Matt Bahr, Penn St. (S) | 22-27 | 2.0 | .815 | 19-20 | 3-7 | 50 | 3 |
| 1979 | Ish Ordonez, Arkansas (S) | 18-22 | 1.6 | .818 | 12-14 | 6-8 | 50 | 2 |
| 1980 | Obed Ariri, Clemson (S) | 23-30 | 2.1 | .767 | 18-19 | 5-11 | 52 | 3 |
| 1981 | Bruce Lahay, Arkansas (S) | 19-24 | 1.7 | .792 | 12-15 | 7-9 | 49 | 4 |
| | Kevin Butler, Georgia (S) | 19-26 | 1.7 | .731 | 11-14 | 8-12 | 52 | 0 |
| | Larry Roach, Oklahoma St. (S) | 19-28 | 1.7 | .679 | 12-14 | 7-14 | 56 | 3 |
| 1982 | Paul Woodside, West Virginia (S) | 28-31 | 2.6 | .903 | 23-23 | 5-8 | 45 | 2 |
| 1983 | Luis Zendejas, Arizona St. (S) | 28-37 | 2.6 | .757 | 19-22 | 9-15 | 52 | 1 |
| 1984 | John Lee, UCLA (S) | 29-33 | *2.6 | .879 | 16-16 | 13-17 | 51 | 5 |
| 1985 | John Diettrich, Ball St. (S) | 25-29 | 2.3 | .862 | 16-17 | 9-12 | 54 | 2 |
| 1986 | Chris Kinzer, Virginia Tech (C) | 22-27 | 2.0 | .815 | 14-17 | 8-10 | 50 | 5 |
| 1987 | Collin Mackie, South Carolina (S) | 23-30 | 2.1 | .767 | 17-21 | 6-9 | 49 | 0 |
| | Derek Schmidt, Florida St. (S) | 23-31 | 2.1 | .742 | 16-21 | 7-10 | 53 | 0 |
| 1988 | Kendall Trainor, Arkansas (S) | 24-27 | 2.2 | .889 | 14-15 | 10-12 | 58 | 4 |
| 1989 | Philip Doyle, Alabama (S) | 22-25 | 2.0 | .880 | 19-19 | 3-6 | 44 | 2 |
| | Gregg McCallum, Oregon (S) | 22-29 | 2.0 | .759 | 15-15 | 7-14 | 47 | 2 |
| | Roman Anderson, Houston (S) | 22-34 | 2.0 | .647 | 17-20 | 5-14 | 51 | 0 |
| 1990 | Philip Doyle, Alabama (S) | 24-29 | 2.2 | .828 | 16-17 | 8-12 | 47 | 2 |
| 1991 | Doug Brien, California (S) | 19-28 | 1.7 | .679 | 15-20 | 4-8 | 50 | 2 |
| 1992 | Joe Allison, Memphis (S) | 23-25 | 2.1 | .920 | 13-14 | 10-11 | 51 | 1 |
| 1993 | Michael Proctor, Alabama (S) | 22-29 | 1.8 | .759 | 15-20 | 7-9 | 53 | 0 |
| 1994 | Remy Hamilton, Michigan (S) | 24-29 | 2.2 | .828 | 23-27 | 1-2 | 42 | 2 |
| 1995 | Michael Reeder, TCU (S) | 23-25 | 2.1 | .920 | 19-19 | 4-6 | 47 | 3 |
| 1996 | Rafael Garcia, Virginia (S) | 21-27 | 1.9 | .778 | 16-17 | 5-10 | 46 | 1 |
| 1997 | Brad Palazzo, Tulane (S) | 23-28 | 2.1 | .821 | 15-15 | 8-15 | 52 | 0 |
| 1998 | Sebastian Janikowski, Florida St. (S) | 27-32 | 2.3 | .844 | 17-19 | 10-13 | 53 | 1 |
| 1999 | Sebastian Janikowski, Florida St. (S) | 23-30 | 2.1 | .767 | 15-18 | 8-12 | 54 | 0 |
| 2000 | Jonathan Ruffin, Cincinnati (S) | 26-29 | 2.4 | .897 | 24-26 | 2-3 | 42 | 4 |
| 2001 | Todd Sievers, Miami (Fla.) (S) | 21-26 | 1.9 | .808 | 14-17 | 7-9 | 48 | 1 |
| 2002 | Nick Browne, TCU (S) | 23-30 | 1.9 | .767 | 18-20 | 5-10 | 50 | 0 |
| 2003 | Billy Bennett, Georgia (S) | *31-38 | 2.2 | .816 | 20-23 | 11-15 | 52 | 1 |
| 2004 | Mike Nugent, Ohio St. (S) | 24-27 | 2.0 | .889 | 12-12 | 12-15 | 55 | 2 |
| | Tyler Jones, Boise St. (S) | 24-27 | 2.0 | .889 | 19-20 | 5-7 | 48 | 2 |
| 2005 | Paul Martinez, Oregon (S) | 19-24 | 2.1 | .792 | 11-15 | 8-9 | 51 | 1 |

*Record. †Number of games in which his field goal(s) provided the winning margin. (C) Conventional kicker. (S) Soccer-style kicker.

All-Time Longest Plays

Since 1941, official maximum length of all plays fixed at 100 yards.

RUSHING

| Yds. | Player, Team (Opponent) | Year |
|------|--|------|
| 99 | Eric Vann, Kansas (Oklahoma) | 1997 |
| 99 | Kelsey Finch, Tennessee (Florida) | 1977 |
| 99 | Ralph Thompson, West Tex. A&M (Wichita St.) | 1970 |
| 99 | Max Anderson, Arizona St. (Wyoming) | 1967 |
| 99 | Gale Sayers, Kansas (Nebraska) | 1963 |
| 98 | Jerald Sowell, Tulane (Alabama) | 1993 |
| 98 | Darrell Thompson, Minnesota (Michigan) | 1987 |
| 98 | George Swarn, Miami (Ohio) (Western Mich.) | 1984 |
| 98 | Mark Malone, Arizona St. (Utah St.) | 1979 |
| 98 | Stanley Howell, Mississippi St. (Southern Miss.) | 1979 |
| 98 | Steve Atkins, Maryland (Clemson) | 1978 |
| 98 | Granville Amos, VMI (William & Mary) | 1964 |
| 98 | Jim Thacker, Davidson (George Washington) | 1952 |
| 98 | Bill Powell, California (Oregon St.) | 1951 |
| 98 | Al Yannelli, Bucknell (Delaware) | 1946 |
| 98 | Meredith Warner, Iowa St. (Iowa Pre-Flight) | 1943 |

PASSING

| Yds. | Passer-Receiver, Team (Opponent) | Year |
|------|---|------|
| 99 | Dondrial Pinkins-Troy Williamson, South Carolina (Virginia) | 2003 |
| 99 | Jim Sorgi-Lee Evans, Wisconsin (Akron) | 2003 |
| 99 | Jason Johnson-Brandon Marshall, Arizona (Idaho) | 2001 |
| 99 | Dan Urban-Justin McCariens, Northern Ill. (Ball State) | 2000 |
| 99 | Drew Brees-Vinny Sutherland, Purdue (Northwestern) | 1999 |
| 99 | Troy DeGar-Wes Caswell, Tulsa (Oklahoma) | 1996 |
| 99 | John Paci-Thomas Lewis, Indiana (Penn St.) | 1993 |
| 99 | Gino Torretta-Horace Copeland, Miami (Fla.) (Arkansas) | 1991 |
| 99 | Scott Ankrom-James Maness, TCU (Rice) | 1984 |
| 99 | Cris Collinsworth-Derrick Gaffney, Florida (Rice) | 1977 |
| 99 | Terry Peel-Robert Ford, Houston (San Diego St.) | 1972 |
| 99 | Terry Peel-Robert Ford, Houston (Syracuse) | 1970 |
| 99 | Colin Clapton-Eddie Jenkins, Holy Cross (Boston U.) | 1970 |
| 99 | Bo Burris-Warren McVea, Houston (Washington St.) | 1966 |
| 99 | Fred Owens-Jack Ford, Portland (St. Mary's [Cal.]) | 1947 |
| 98 | Paul Pinegar-Paul Williams, Fresno St. (Boise St.) | 2005 |
| 98 | Dondrial Pinkins-Matthew Thomas, South Carolina (Mississippi) | 2003 |
| 98 | Brandon Hassell-Reggie Harrell, TCU (Arizona) | 2003 |
| 98 | Ryan Dinwiddie-Lawrence Bady, Boise St. (SMU) | 2003 |
| 98 | Derrick Vickers-Rob Turner, Central Mich. (Northern Ill.) | 2001 |
| 98 | Chris Weinke-Marvin Minnis, Florida St. (Clemson) | 2000 |
| 98 | Joe Borchard-Troy Walters, Stanford (UCLA) | 2000 |
| 98 | Jose Davis-Eugene Baker, Kent St. (UCF) | 1997 |
| 98 | Mike Neu-Brian Oliver, Ball St. (Toledo) | 1993 |
| 98 | Tom Dubs-Richard Hill, Ohio (Kent St.) | 1991 |
| 98 | Paul Oates-Sean Foster, Long Beach St. (San Diego St.) | 1989 |
| 98 | Barry Garrison-Al Owens, New Mexico (Brigham Young) | 1987 |
| 98 | Kelly Donohoe-Willie Vaughn, Kansas (Colorado) | 1987 |
| 98 | Jeff Martin-Mark Flaker, Drake (New Mexico St.) | 1976 |
| 98 | Pete Woods-Joe Stewart, Missouri (Nebraska) | 1976 |
| 98 | Dan Hagemann-Jack Steptoe, Utah (New Mexico) | 1976 |
| 98 | Bruce Shaw-Pat Kenney, North Carolina St. (Penn St.) | 1972 |
| 98 | Jerry Rhome-Jeff Jordan, Tulsa (Wichita St.) | 1963 |
| 98 | Bob Dean-Norman Dawson, Cornell (Navy) | 1947 |

INTERCEPTION RETURNS

Since 1941, 74 players have returned interceptions 100 yards. The most recent:

| Yds. | Player, Team (Opponent) | Year |
|------|--|------|
| 100 | R.J. Oliver, Arizona St. (Northern Ariz.) | 2003 |
| 100 | Matt Nixon, California (Baylor) | 2002 |
| 100 | Nathan Ray, Fresno St. (SMU) | 2002 |
| 100 | Emmanuel Franklin, Arizona St. (San Diego St.) | 2001 |
| 100 | Marcus Hudson, North Carolina St. (Duke) | 2001 |
| 100 | Deltha O'Neal, California (Oregon) | 1999 |
| 100 | Pat Dennis, La.-Monroe (Nicholls St.) | 1998 |
| 100 | Steve Rosga, Colorado (Oklahoma St.) | 1996 |
| 100 | Michael Hicks, UTEP (Brigham Young) | 1996 |
| 100 | Mario Smith, Kansas St. (Missouri) | 1996 |
| 100 | Keion Carpenter, Virginia Tech (Miami [Fla.]) | 1996 |
| 100 | Reggie Love, North Carolina (Tulane) | 1994 |
| 100 | Harold Lusk, Utah (Colorado St.) | 1994 |
| 100 | Marlon Kerner, Ohio St. (Purdue) | 1993 |
| 100 | Ray Jackson, Colorado St. (UTEP) | 1993 |
| 100 | John Hardy, California (Wisconsin) | 1990 |
| 100 | Ed Givens, Army (Lafayette) | 1990 |

PUNT RETURNS

| Yds. | Player, Team (Opponent) | Year |
|------|--|------|
| 100 | Courtney Davis, Bowling Green (Kent St.) | 1996 |
| 100 | Eddie Kennison, LSU (Mississippi St.) | 1994 |
| 100‡ | Richie Luzzi, Clemson (Georgia) | 1968 |
| 100‡ | Don Guest, California (Washington St.) | 1966 |
| 100 | Jimmy Campagna, Georgia (Vanderbilt) | 1952 |
| 100 | Hugh McElhenny, Washington (Southern California) | 1951 |
| 100 | Frank Brady, Navy (Maryland) | 1951 |
| 100 | Bert Rechichar, Tennessee (Wash. & Lee) | 1950 |
| 100 | Eddie Macon, Pacific (Boston U.) | 1950 |

‡Return of field goal attempt.



TCU's Cory Rodgers took one to the house in 2005 as he returned a kickoff 100 yards against Brigham Young.

KICKOFF RETURNS

Since 1941, 242 players have returned kickoffs 100 yards. The most recent:

| Yds. | Player, Team (Opponent) | Year |
|------|---|------|
| 100 | Felix Jones, Arkansas (Mississippi St.) | 2005 |
| 100 | Ted Ginn Jr., Ohio St. (Minnesota) | 2005 |
| 100 | Cory Rodgers, TCU (Brigham Young) | 2005 |
| 100 | Leodis McKelvin, Troy (South Carolina) | 2005 |
| 100 | Ronnie Drummer, Duke (East Caro.) | 2005 |
| 100 | Tyrone Prothro, Alabama (Kentucky) | 2004 |
| 100 | Jerome Brooks, Purdue (Notre Dame) | 2004 |

PUNTS

| Yds. | Player, Team (Opponent) | Year |
|------|--------------------------------------|------|
| 99 | Pat Brady, Nevada (Loyola Marymount) | 1950 |
| 96 | George O'Brien, Wisconsin (Iowa) | 1952 |
| 94 | John Hadl, Kansas (Oklahoma) | 1959 |
| 94 | Carl Knox, TCU (Oklahoma St.) | 1947 |
| 94 | Preston Johnson, SMU (Pittsburgh) | 1940 |

FUMBLE RETURNS

(Since 1992)

| Yds. | Player, Team (Opponent) | Year |
|------|--|------|
| 100 | Kevin Thomas, UNLV (Baylor) | 1999 |
| 100 | Dan Dawson, Rice (UNLV) | 1998 |
| 100 | Paul Rivers, Rutgers (Pittsburgh) | 1995 |
| 99 | David Williams, Houston (East Caro.) | 1998 |
| 99 | Dennis Gibbs, Idaho (Boise St.) | 1997 |
| 99 | Izell McGill, Mississippi St. (Memphis) | 1996 |
| 98 | Cornelius Pearson, Eastern Mich. (Western Mich.) | 1996 |
| 97 | Josh Morgan, Mississippi St. (Brigham Young) | 2000 |
| 97 | Chris Martin, Northwestern (Air Force) | 1994 |
| 97 | Mike Collins, West Virginia (Missouri) | 1993 |
| 97 | Ernie Lewis, East Caro. (West Virginia) | 1992 |
| 96 | Ben Kelly, Colorado (Kansas) | 1999 |
| 96 | Jeff Arneson, Illinois (Ohio St.) | 1992 |
| 95 | Ben Hanks, Florida (Arkansas) | 1995 |
| 94 | Dorian Boose, Washington St. (Colorado) | 1996 |

FIELD GOALS

| Yds. | Player, Team (Opponent) | Year |
|------|---|------|
| 67 | Joe Williams, Wichita St. (Southern Ill.) | 1978 |
| 67 | Steve Little, Arkansas (Texas) | 1977 |
| 67 | Russell Erxleben, Texas (Rice) | 1977 |

TCU Sports Information

| Yds. | Player, Team (Opponent) | Year |
|-------|--|------|
| 65† | Martin Gramatica, Kansas St. (Northern Ill.) | 1998 |
| 65 | Tony Franklin, Texas A&M (Baylor) | 1976 |
| 64 | Russell Exleben, Texas (Oklahoma) | 1977 |
| 64 | Tony Franklin, Texas A&M (Baylor) | 1976 |
| 63 | Morten Andersen, Michigan St. (Ohio St.) | 1981 |
| 63 | Clark Kemble, Colorado St. (Arizona) | 1975 |
| 62 | Terance Kitchens, Texas A&M (Southern Miss.) | 1999 |
| 62 | Jason Hanson, Washington St. (UNLV) | 1991 |
| 62 | John Dietrich, Ball St. (Ohio) | 1986 |
| 62# | Chip Lohmiller, Minnesota (Iowa) | 1986 |
| 62 | Tom Whelihan, Missouri (Colorado) | 1986 |
| 62 | Dan Christopoulos, Wyoming (Colorado St.) | 1977 |
| 62 | Iseed Khoury, North Texas (Richmond) | 1977 |
| 62 | Dave Lawson, Air Force (Iowa St.) | 1975 |
| 61 | Garret Courtney, North Texas (Idaho) | 1998 |
| 61 \$ | Kyle Bryant, Texas A&M (Southern Miss.) | 1994 |
| 61 | Dan Eichloff, Kansas (Ball St.) | 1992 |
| 61 | Mark Porter, Kansas St. (Nebraska) | 1988 |
| 61 | Ralf Mojsiejenko, Michigan St. (Illinois) | 1982 |
| 61 | Steve Little, Arkansas (Tulsa) | 1976 |
| 61 | Wayne Latimer, Virginia Tech (Florida St.) | 1975 |
| 61 | Ray Guy, Southern Miss. (Utah St.) | 1972 |

†Longest collegiate field goal without use of a kicking tee; all kicks after 1988 season were without the use of a tee. Also longest field goal with narrower (18'6") goal posts.
 \$Longest field goal made by a freshman. #Longest field goal made indoors.

HISTORY OF COLLEGE FOOTBALL UNDERCLASSEMEN IN THE NATIONAL FOOTBALL LEAGUE DRAFT

(Underclassmen have been part of the NFL draft since 1989. Listed below is the number of players who were at least three years beyond their high-school graduation, but not yet seniors, and how they fared.)

| Year | Declared | Drafted | Top-10 Pick |
|---------------|------------|------------|-------------|
| 2006 | 48 | 35 | 6 |
| 2005 | 49 | 37 | 4 |
| 2004 | 43 | 34 | 5 |
| 2003 | 54 | 32 | 5 |
| 2002 | 43 | 26 | 5 |
| 2001 | 54 | 31 | 5 |
| 2000 | 31 | 20 | 4 |
| 1999 | 42 | 27 | 5 |
| 1998 | 41 | 20 | 3 |
| 1997 | 44 | 27 | 7 |
| 1996 | 46 | 21 | 4 |
| 1995 | 42 | 22 | 2 |
| 1994 | 43 | 26 | 6 |
| 1993 | 46 | 24 | 5 |
| 1992 | 48 | 25 | 5 |
| 1991 | 33 | 22 | 2 |
| 1990 | 38 | 18 | 5 |
| 1989 | 25 | 12 | 3 |
| Totals | 770 | 459 | 81 |

Percentage of Declared that were Drafted=59.6%
 Percentage of Drafted that were Top-10 Picks=17.6%
 Percentage of Declared that were Top-10 Picks=10.5%

Team Champions

Annual Offense Champions

TOTAL OFFENSE

| Year | Team | Avg. |
|------|----------------|-------|
| 1937 | Colorado | 375.4 |
| 1938 | Fordham | 341.6 |
| 1939 | Ohio St. | 309.3 |
| 1940 | Lafayette | 368.2 |
| 1941 | Duke | 372.2 |
| 1942 | Georgia | 429.5 |
| 1943 | Notre Dame | 418.0 |
| 1944 | Tulsa | 434.7 |
| 1945 | Army | 462.7 |
| 1946 | Notre Dame | 441.3 |
| 1947 | Michigan | 412.7 |
| 1948 | Nevada | 487.0 |
| 1949 | Notre Dame | 434.8 |
| 1950 | Arizona St. | 470.4 |
| 1951 | Tulsa | 480.1 |
| 1952 | Tulsa | 466.6 |
| 1953 | Cincinnati | 409.5 |
| 1954 | Army | 448.7 |
| 1955 | Oklahoma | 410.7 |
| 1956 | Oklahoma | 481.7 |
| 1957 | Arizona St. | 444.9 |
| 1958 | Iowa | 405.9 |
| 1959 | Syracuse | 451.5 |
| 1960 | New Mexico St. | 419.6 |
| 1961 | Mississippi | 418.7 |
| 1962 | Arizona St. | 384.4 |
| 1963 | Utah St. | 395.3 |
| 1964 | Tulsa | 461.8 |
| 1965 | Tulsa | 427.8 |
| 1966 | Houston | 437.2 |
| 1967 | Houston | 427.9 |
| 1968 | Houston | 562.0 |
| 1969 | San Diego St. | 532.2 |
| 1970 | Arizona St. | 514.5 |
| 1971 | Oklahoma | 566.5 |
| 1972 | Arizona St. | 516.5 |
| 1973 | Arizona St. | 565.5 |
| 1974 | Oklahoma | 507.7 |
| 1975 | California | 458.5 |
| 1976 | Michigan | 448.1 |
| 1977 | Colgate | 486.1 |
| 1978 | Nebraska | 501.4 |

| Year | Team | Avg. |
|------|---------------------|--------|
| 1979 | Brigham Young | 521.4 |
| 1980 | Brigham Young | 535.0 |
| 1981 | Arizona St. | 498.7 |
| 1982 | Nebraska | 518.6 |
| 1983 | Brigham Young | 584.2 |
| 1984 | Brigham Young | 486.5 |
| 1985 | Brigham Young | 500.2 |
| 1986 | San Jose St. | 481.4 |
| 1987 | Oklahoma | 499.7 |
| 1988 | Utah | 526.8 |
| 1989 | Houston | *624.9 |
| 1990 | Houston | 586.8 |
| 1991 | Fresno St. | 541.9 |
| 1992 | Houston | 519.5 |
| 1993 | Nevada | 569.1 |
| 1994 | Penn St. | 520.2 |
| 1995 | Nevada | 569.4 |
| 1996 | Nevada | 527.3 |
| 1997 | Nebraska | 513.7 |
| 1998 | Louisville | 559.6 |
| 1999 | Georgia Tech | 509.0 |
| 2000 | Florida St. | 549.0 |
| 2001 | Brigham Young | 542.9 |
| 2002 | Boise St. | 501.5 |
| 2003 | Texas Tech | 582.8 |
| 2004 | Louisville | 539.0 |
| 2005 | Southern California | 579.7 |

*Record.

RUSHING OFFENSE

| Year | Team | Avg. |
|------|----------------|-------|
| 1937 | Colorado | 310.0 |
| 1938 | Fordham | 297.1 |
| 1939 | Wake Forest | 290.3 |
| 1940 | Lafayette | 306.4 |
| 1941 | Missouri | 307.7 |
| 1942 | Hardin-Simmons | 307.4 |
| 1943 | Notre Dame | 313.7 |
| 1944 | Army | 298.6 |
| 1945 | Army | 359.8 |
| 1946 | Notre Dame | 340.1 |
| 1947 | Detroit | 319.7 |
| 1948 | UTEP | 378.3 |
| 1949 | UTEP | 333.2 |
| 1950 | Arizona St. | 347.0 |
| 1951 | Arizona St. | 334.8 |

| Year | Team | Avg. |
|------|----------------|--------|
| 1952 | Tulsa | 321.5 |
| 1953 | Oklahoma | 306.9 |
| 1954 | Army | 322.0 |
| 1955 | Oklahoma | 328.9 |
| 1956 | Oklahoma | 391.0 |
| 1957 | Colorado | 322.4 |
| 1958 | Pacific | 259.6 |
| 1959 | Syracuse | 313.6 |
| 1960 | Utah St. | 312.0 |
| 1961 | New Mexico St. | 299.1 |
| 1962 | Ohio St. | 278.9 |
| 1963 | Nebraska | 262.6 |
| 1964 | Syracuse | 251.0 |
| 1965 | Nebraska | 290.0 |
| 1966 | Harvard | 269.0 |
| 1967 | Houston | 270.9 |
| 1968 | Houston | 361.7 |
| 1969 | Texas | 363.0 |
| 1970 | Texas | 374.5 |
| 1971 | Oklahoma | *472.4 |
| 1972 | Oklahoma | 368.8 |
| 1973 | UCLA | 400.3 |
| 1974 | Oklahoma | 438.8 |
| 1975 | Arkansas St. | 340.5 |
| 1976 | Michigan | 362.6 |
| 1977 | Oklahoma | 328.9 |
| 1978 | Oklahoma | 427.5 |
| 1979 | East Caro. | 368.5 |
| 1980 | Nebraska | 378.3 |
| 1981 | Oklahoma | 334.3 |
| 1982 | Nebraska | 394.3 |
| 1983 | Nebraska | 401.7 |
| 1984 | Army | 345.3 |
| 1985 | Nebraska | 374.3 |
| 1986 | Oklahoma | 404.7 |
| 1987 | Oklahoma | 428.8 |
| 1988 | Nebraska | 382.3 |
| 1989 | Nebraska | 375.3 |
| 1990 | Northern Ill. | 344.6 |
| 1991 | Nebraska | 353.2 |
| 1992 | Nebraska | 328.2 |
| 1993 | Army | 298.5 |
| 1994 | Nebraska | 340.0 |
| 1995 | Nebraska | 399.8 |
| 1996 | Army | 346.5 |
| 1997 | Nebraska | 392.6 |
| 1998 | Army | 293.8 |

| Year | Team | Avg. |
|------|-----------|-------|
| 1999 | Navy | 292.2 |
| 2000 | Nebraska | 349.3 |
| 2001 | Nebraska | 314.7 |
| 2002 | Air Force | 307.8 |
| 2003 | Navy | 323.2 |
| 2004 | Rice | 306.6 |
| 2005 | Navy | 318.7 |

*Record.

PASSING OFFENSE

| Year | Team | Avg. |
|------|-------------------|--------|
| 1937 | Arkansas | 185.0 |
| 1938 | TCU | 164.1 |
| 1939 | TCU | 148.5 |
| 1940 | Cornell | 186.3 |
| 1941 | Arizona | 177.7 |
| 1942 | Tulsa | 233.9 |
| 1943 | Brown | 133.1 |
| 1944 | Tulsa | 206.3 |
| 1945 | St. Mary's (Cal.) | 161.3 |
| 1946 | Nevada | 198.1 |
| 1947 | Michigan | 173.9 |
| 1948 | Nevada | 255.0 |
| 1949 | Fordham | 183.4 |
| 1950 | SMU | 214.6 |
| 1951 | Loyola Marymount | 210.6 |
| 1952 | Fordham | 225.8 |
| 1953 | Stanford | 179.5 |
| 1954 | Purdue | 177.3 |
| 1955 | Navy | 185.1 |
| 1956 | Washington St. | 206.8 |
| 1957 | Utah | 195.2 |
| 1958 | Army | 172.2 |
| 1959 | Stanford | 227.8 |
| 1960 | Washington St. | 185.5 |
| 1961 | Wisconsin | 188.4 |
| 1962 | Tulsa | 199.3 |
| 1963 | Tulsa | 244.8 |
| 1964 | Tulsa | 317.9 |
| 1965 | Tulsa | 346.4 |
| 1966 | Tulsa | 272.0 |
| 1967 | UTEP | 301.1 |
| 1968 | Cincinnati | 335.8 |
| 1969 | San Diego St. | 374.2 |
| 1970 | Auburn | 288.5 |
| 1971 | San Diego St. | 251.4 |
| 1972 | Virginia Tech | 304.4 |
| 1973 | San Diego St. | 305.0 |
| 1974 | Colorado St. | 261.8 |
| 1975 | San Diego St. | 291.3 |
| 1976 | Brigham Young | 307.8 |
| 1977 | Brigham Young | 341.6 |
| 1978 | SMU | 276.2 |
| 1979 | Brigham Young | 368.3 |
| 1980 | Brigham Young | 409.8 |
| 1981 | Brigham Young | 356.9 |
| 1982 | Long Beach St. | 326.8 |
| 1983 | Brigham Young | 381.2 |
| 1984 | Brigham Young | 346.2 |
| 1985 | Brigham Young | 354.5 |
| 1986 | San Jose St. | 312.5 |
| 1987 | San Jose St. | 338.1 |
| 1988 | Utah | 395.9 |
| 1989 | Houston | *511.3 |
| 1990 | Houston | 473.9 |
| 1991 | Houston | 372.8 |
| 1992 | Houston | 407.1 |
| 1993 | Nevada | 397.5 |
| 1994 | Georgia | 338.3 |
| 1995 | Nevada | 416.3 |
| 1996 | Wyoming | 359.2 |
| 1997 | Nevada | 370.2 |
| 1998 | Louisiana Tech | 432.1 |
| 1999 | Louisiana Tech | 403.1 |
| 2000 | Florida St. | 384.0 |
| 2001 | Florida | 405.2 |
| 2002 | Texas Tech | 388.9 |
| 2003 | Texas Tech | 475.3 |
| 2004 | Texas Tech | 399.7 |
| 2005 | Texas Tech | 388.8 |

*Record.

SCORING OFFENSE

| Year | Team | Avg. |
|------|----------------|-------|
| 1937 | Colorado | 31.0 |
| 1938 | Dartmouth | 28.2 |
| 1939 | Utah | 28.4 |
| 1940 | Boston College | 32.0 |
| 1941 | Texas | 33.8 |
| 1942 | Tulsa | 42.7 |
| 1943 | Duke | 37.2 |
| 1944 | Army | *56.0 |
| 1945 | Army | 45.8 |
| 1946 | Georgia | 37.2 |
| 1947 | Michigan | 38.3 |
| 1948 | Nevada | 44.4 |
| 1949 | Army | 39.3 |
| 1950 | Princeton | 38.8 |
| 1951 | Maryland | 39.2 |
| 1952 | Oklahoma | 40.7 |
| 1953 | Texas Tech | 38.9 |
| 1954 | UCLA | 40.8 |
| 1955 | Oklahoma | 36.5 |
| 1956 | Oklahoma | 46.6 |
| 1957 | Arizona St. | 39.7 |
| 1958 | Rutgers | 33.4 |
| 1959 | Syracuse | 39.0 |
| 1960 | New Mexico St. | 37.4 |
| 1961 | Utah St. | 38.7 |
| 1962 | Wisconsin | 31.7 |
| 1963 | Utah St. | 31.7 |
| 1964 | Tulsa | 38.4 |
| 1965 | Arkansas | 32.4 |
| 1966 | Noire Dame | 36.2 |
| 1967 | UTEP | 35.9 |
| 1968 | Houston | 42.5 |
| 1969 | San Diego St. | 46.4 |
| 1970 | Texas | 41.2 |
| 1971 | Oklahoma | 44.9 |
| 1972 | Arizona St. | 46.6 |
| 1973 | Arizona St. | 44.6 |
| 1974 | Oklahoma | 43.0 |
| 1975 | Ohio St. | 34.0 |
| 1976 | Michigan | 38.7 |
| 1977 | Grambling | 42.0 |
| 1978 | Oklahoma | 40.0 |
| 1979 | Brigham Young | 40.6 |
| 1980 | Brigham Young | 46.7 |
| 1981 | Brigham Young | 38.7 |
| 1982 | Nebraska | 41.1 |
| 1983 | Nebraska | 52.0 |
| 1984 | Boston College | 36.7 |
| 1985 | Fresno St. | 39.1 |
| 1986 | Oklahoma | 42.4 |
| 1987 | Oklahoma | 43.5 |
| 1988 | Oklahoma St. | 47.5 |
| 1989 | Houston | 53.5 |
| 1990 | Houston | 46.5 |
| 1991 | Fresno St. | 44.2 |
| 1992 | Fresno St. | 40.5 |
| 1993 | Florida St. | 43.2 |
| 1994 | Penn St. | 47.8 |
| 1995 | Nebraska | 52.4 |
| 1996 | Florida | 46.6 |
| 1997 | Nebraska | 47.1 |
| 1998 | Kansas St. | 48.0 |
| 1999 | Virginia Tech | 41.4 |
| 2000 | Boise St. | 44.9 |
| 2001 | Brigham Young | 46.8 |
| 2002 | Boise St. | 45.6 |
| 2003 | Boise St. | 43.0 |
| | Miami (Ohio) | 43.0 |
| 2004 | Louisville | 49.8 |
| 2005 | Texas | 50.2 |

*Record.

Annual Defense Champions**TOTAL DEFENSE**

| Year | Team | Avg. |
|------|--------------|-------|
| 1937 | Santa Clara | *69.9 |
| 1938 | Alabama | 77.9 |
| 1939 | San Jose St. | 71.3 |

| Year | Team | Avg. |
|------|--------------------|-------|
| 1940 | Navy | 96.0 |
| 1941 | Duquesne | 110.6 |
| 1942 | Texas | 117.3 |
| 1943 | Duke | 121.7 |
| 1944 | Virginia | 96.8 |
| 1945 | Alabama | 109.9 |
| 1946 | Noire Dame | 141.7 |
| 1947 | Penn St. | 76.8 |
| 1948 | Georgia Tech | 151.3 |
| 1949 | Kentucky | 153.8 |
| 1950 | Wake Forest | 163.2 |
| 1951 | Wisconsin | 154.8 |
| 1952 | Tennessee | 166.7 |
| 1953 | Cincinnati | 184.3 |
| 1954 | Mississippi | 172.3 |
| 1955 | Army | 160.7 |
| 1956 | Miami (Fla.) | 189.4 |
| 1957 | Auburn | 133.0 |
| 1958 | Auburn | 157.5 |
| 1959 | Syracuse | 96.2 |
| 1960 | Wyoming | 149.6 |
| 1961 | Alabama | 132.6 |
| 1962 | Mississippi | 142.2 |
| 1963 | Southern Miss. | 131.2 |
| 1964 | Auburn | 164.7 |
| 1965 | Southern Miss. | 161.1 |
| 1966 | Southern Miss. | 163.7 |
| 1967 | Nebraska | 157.6 |
| 1968 | Wyoming | 206.8 |
| 1969 | Toledo | 209.1 |
| 1970 | Toledo | 185.8 |
| 1971 | Toledo | 179.5 |
| 1972 | Louisville | 202.5 |
| 1973 | Miami (Ohio) | 177.4 |
| 1974 | Noire Dame | 195.2 |
| 1975 | Texas A&M | 183.8 |
| 1976 | Rutgers | 179.2 |
| 1977 | Jackson St. | 207.0 |
| 1978 | Penn St. | 203.9 |
| 1979 | Yale | 175.4 |
| 1980 | Pittsburgh | 205.5 |
| 1981 | Pittsburgh | 224.8 |
| 1982 | Arizona St. | 228.9 |
| 1983 | Texas | 212.0 |
| 1984 | Nebraska | 203.3 |
| 1985 | Oklahoma | 193.5 |
| 1986 | Oklahoma | 169.6 |
| 1987 | Oklahoma | 208.1 |
| 1988 | Auburn | 218.1 |
| 1989 | Miami (Fla.) | 216.5 |
| 1990 | Clemson | 216.9 |
| 1991 | Texas A&M | 222.4 |
| 1992 | Alabama | 194.2 |
| 1993 | Mississippi | 234.5 |
| 1994 | Miami (Fla.) | 220.9 |
| 1995 | Kansas St. | 250.8 |
| 1996 | West Virginia | 217.5 |
| 1997 | Michigan | 206.9 |
| 1998 | Florida St. | 214.8 |
| 1999 | Mississippi St. | 222.5 |
| 2000 | TCU | 245.0 |
| 2001 | Texas | 236.2 |
| 2002 | TCU | 240.3 |
| 2003 | LSU | 252.0 |
| 2004 | North Carolina St. | 221.4 |
| 2005 | Virginia Tech | 247.6 |

*Record.

RUSHING DEFENSE

| Year | Team | Avg. |
|------|----------------|-------|
| 1937 | Santa Clara | 25.3 |
| 1938 | Oklahoma | 43.3 |
| 1939 | San Jose St. | 34.2 |
| 1940 | Texas A&M | 44.3 |
| 1941 | Duquesne | 56.0 |
| 1942 | Boston College | 48.9 |
| 1943 | Duke | 39.4 |
| 1944 | Navy | 53.8 |
| 1945 | Alabama | 33.9 |
| 1946 | Oklahoma | 58.0 |
| 1947 | Penn St. | *17.0 |
| 1948 | Georgia Tech | 74.9 |

| Year | Team | Avg. |
|------|---------------------|-------|
| 1949 | Oklahoma | 55.6 |
| 1950 | Ohio St. | 64.0 |
| 1951 | San Francisco | 51.6 |
| 1952 | Michigan St. | 83.9 |
| 1953 | Maryland | 83.9 |
| 1954 | UCLA | 73.2 |
| 1955 | Maryland | 75.9 |
| 1956 | Miami (Fla.) | 106.9 |
| 1957 | Auburn | 67.4 |
| 1958 | Auburn | 79.6 |
| 1959 | Syracuse | 19.3 |
| 1960 | Wyoming | 82.4 |
| 1961 | Utah St. | 50.8 |
| 1962 | Minnesota | 52.2 |
| 1963 | Mississippi | 77.3 |
| 1964 | Washington | 61.3 |
| 1965 | Michigan St. | 45.6 |
| 1966 | Wyoming | 38.5 |
| 1967 | Wyoming | 42.3 |
| 1968 | Arizona St. | 57.0 |
| 1969 | LSU | 38.9 |
| 1970 | LSU | 52.2 |
| 1971 | Michigan | 63.3 |
| 1972 | Louisville | 82.1 |
| 1973 | Miami (Ohio) | 77.0 |
| 1974 | Notre Dame | 102.8 |
| 1975 | Texas A&M | 80.3 |
| 1976 | Rutgers | 83.9 |
| 1977 | Jackson St. | 67.8 |
| 1978 | Penn St. | 54.5 |
| 1979 | Yale | 75.0 |
| 1980 | Pittsburgh | 65.3 |
| 1981 | Pittsburgh | 62.4 |
| 1982 | Virginia Tech | 49.5 |
| 1983 | Virginia Tech | 69.4 |
| 1984 | Oklahoma | 68.8 |
| 1985 | UCLA | 70.3 |
| 1986 | Oklahoma | 60.7 |
| 1987 | Michigan St. | 61.5 |
| 1988 | Auburn | 63.2 |
| 1989 | Southern California | 61.5 |
| 1990 | Washington | 66.8 |
| 1991 | Clemson | 53.4 |
| 1992 | Alabama | 55.0 |
| 1993 | Arizona | 30.1 |
| 1994 | Virginia | 63.6 |
| 1995 | Virginia Tech | 77.4 |
| 1996 | Florida St. | 59.0 |
| 1997 | Florida St. | 51.9 |
| 1998 | Ohio St. | 67.4 |
| 1999 | Mississippi St. | 66.9 |
| 2000 | Memphis | 72.7 |
| 2001 | UAB | 57.3 |
| 2002 | TCU | 64.8 |
| 2003 | Southern California | 60.2 |
| 2004 | Southern California | 79.4 |
| 2005 | Ohio St. | 73.4 |

*Record.

PASSING DEFENSE

| Year | Team | \$Avg. |
|------|--------------------|--------|
| 1937 | Harvard | 31.0 |
| 1938 | Penn St. | 13.1 |
| 1939 | Kansas | 34.1 |
| 1940 | Harvard | 33.3 |
| 1941 | Purdue | 27.1 |
| 1942 | Harvard | 45.4 |
| 1943 | North Carolina | 36.5 |
| 1944 | Michigan St. | 26.7 |
| 1945 | Holy Cross | 37.7 |
| 1946 | Holy Cross | 53.7 |
| 1947 | North Carolina St. | 39.3 |
| 1948 | Northwestern | 54.1 |
| 1949 | Miami (Fla.) | 54.7 |
| 1950 | Tennessee | 67.5 |
| 1951 | Wash. & Lee | 67.9 |
| 1952 | Virginia | 50.3 |
| 1953 | Richmond | 40.3 |
| 1954 | Alabama | 45.8 |
| 1955 | Florida | 42.0 |
| 1956 | Villanova | 43.8 |
| 1957 | Georgia Tech | 33.4 |
| 1958 | Iowa St. | 39.0 |

| Year | Team | \$Avg. |
|------|--------------------|--------|
| 1959 | Alabama | 45.7 |
| 1960 | Iowa St. | 30.2 |
| 1961 | Penn | 56.9 |
| 1962 | New Mexico | 56.8 |
| 1963 | UTEP | 43.8 |
| 1964 | Kent St. | 53.6 |
| 1965 | Toledo | 69.8 |
| 1966 | Toledo | 70.4 |
| 1967 | Nebraska | 90.1 |
| 1968 | Kent St. | 107.6 |
| 1969 | Dayton | 90.0 |
| 1970 | Toledo | 77.8 |
| 1971 | Texas Tech | 60.1 |
| 1972 | Vanderbilt | 80.3 |
| 1973 | Nebraska | 39.9 |
| 1974 | Iowa | 65.7 |
| 1975 | VMI | 51.1 |
| 1976 | Western Mich. | 78.5 |
| 1977 | Tennessee St. | 67.9 |
| 1978 | Boston College | 65.1 |
| 1979 | Western Caro. | 77.5 |
| 1980 | Kansas St. | 91.4 |
| 1981 | Nebraska | 100.1 |
| 1982 | Missouri | 123.5 |
| 1983 | Ohio | 115.3 |
| 1984 | Texas Tech | 114.8 |
| 1985 | Oklahoma | 103.6 |
| 1986 | Oklahoma | 108.9 |
| 1987 | Oklahoma | 102.4 |
| 1988 | Baylor | 117.8 |
| 1989 | Kansas St. | 129.3 |
| 1990 | \$Alabama | 82.5 |
| 1991 | Texas | 77.4 |
| 1992 | Western Mich. | 83.2 |
| 1993 | Texas A&M | 75.0 |
| 1994 | Miami (Fla.) | 81.3 |
| 1995 | Miami (Ohio) | 85.5 |
| 1996 | Ohio St. | 81.3 |
| 1997 | Michigan | 75.8 |
| 1998 | Florida St. | 79.9 |
| 1999 | Kansas St. | 65.7 |
| 2000 | Texas | 88.0 |
| 2001 | Miami (Fla.) | 75.6 |
| 2002 | Miami (Fla.) | 83.9 |
| 2003 | Nebraska | 88.7 |
| 2004 | North Carolina St. | 91.8 |
| 2005 | Miami (Fla.) | 89.5 |

*Record. \$Beginning in 1990, ranked on passing-efficiency defense rating points instead of per-game yardage allowed.

SCORING DEFENSE

| Year | Team | Avg. |
|------|---------------------|-------|
| 1937 | Santa Clara | 1.1 |
| 1938 | Duke | **0.0 |
| 1939 | Tennessee | **0.0 |
| 1940 | Tennessee | 2.6 |
| 1941 | Duquesne | 2.9 |
| 1942 | Tulsa | 3.2 |
| 1943 | Duke | 3.8 |
| 1944 | Army | 3.9 |
| 1945 | St. Mary's (Cal.) | 4.0 |
| 1946 | Notre Dame | 2.7 |
| 1947 | Penn St. | 3.0 |
| 1948 | Michigan | 4.9 |
| 1949 | Kentucky | 4.8 |
| 1950 | Army | 4.4 |
| 1951 | Wisconsin | 5.9 |
| 1952 | Southern California | 4.7 |
| 1953 | Maryland | 3.1 |
| 1954 | UCLA | 4.4 |
| 1955 | Georgia Tech | 4.6 |
| 1956 | Georgia Tech | 3.3 |
| 1957 | Auburn | 2.8 |
| 1958 | Oklahoma | 4.9 |
| 1959 | Mississippi | 2.1 |
| 1960 | LSU | 5.0 |
| 1961 | Alabama | 2.2 |
| 1962 | LSU | 3.4 |
| 1963 | Mississippi | 3.7 |
| 1964 | Arkansas | 5.7 |
| 1965 | Michigan St. | 6.2 |
| 1966 | Alabama | 3.7 |
| 1967 | Oklahoma | 6.8 |
| 1968 | Georgia | 9.8 |

| Year | Team | Avg. |
|------|----------------|------|
| 1969 | Arkansas | 7.6 |
| 1970 | Dartmouth | 4.7 |
| 1971 | Michigan | 6.4 |
| 1972 | Michigan | 5.2 |
| 1973 | Ohio St. | 4.3 |
| 1974 | Michigan | 6.8 |
| 1975 | Alabama | 6.0 |
| 1976 | Michigan | 7.4 |
| | Rutgers | 7.4 |
| 1977 | North Carolina | 7.4 |
| 1978 | Ball St. | 7.5 |
| 1979 | Alabama | 5.3 |
| 1980 | Florida St. | 7.7 |
| 1981 | Southern Miss. | 8.1 |
| 1982 | Arkansas | 10.5 |
| 1983 | Virginia Tech | 8.3 |
| 1984 | Nebraska | 9.5 |
| 1985 | Michigan | 6.8 |
| 1986 | Oklahoma | 6.6 |
| 1987 | Oklahoma | 7.5 |
| 1988 | Auburn | 7.2 |
| 1989 | Miami (Fla.) | 9.3 |
| 1990 | Central Mich. | 8.9 |
| 1991 | Miami (Fla.) | 9.1 |
| 1992 | Arizona | 8.9 |
| 1993 | Florida St. | 9.4 |
| 1994 | Miami (Fla.) | 10.8 |
| 1995 | Northwestern | 12.7 |
| 1996 | North Carolina | 10.0 |
| 1997 | Michigan | 8.9 |
| 1998 | Wisconsin | 10.2 |
| 1999 | Virginia Tech | 10.5 |
| 2000 | TCU | 9.6 |
| 2001 | Miami (Fla.) | 9.4 |
| 2002 | Kansas St. | 11.8 |
| 2003 | LSU | 11.0 |
| 2004 | Auburn | 11.3 |
| 2005 | Alabama | 10.7 |

**Record tied.

Other Annual Team Champions

NET PUNTING#

| Year | Team | #Avg. |
|------|----------------|-------|
| 1937 | Iowa | 43.0 |
| 1938 | Arkansas | 41.6 |
| 1939 | Auburn | 43.3 |
| 1940 | Auburn | 42.3 |
| 1941 | Clemson | 42.3 |
| 1942 | Tulsa | 41.3 |
| 1943 | Michigan | 39.2 |
| 1944 | UCLA | 43.0 |
| 1945 | Miami (Fla.) | 39.9 |
| 1946 | UTEP | 41.2 |
| 1947 | Duke | 41.9 |
| 1948 | North Carolina | 44.0 |
| 1949 | Furman | 44.7 |
| 1950 | Colorado | 45.1 |
| 1951 | Alabama | 41.8 |
| 1952 | Colorado | 43.3 |
| 1953 | Georgia | 41.2 |
| 1954 | New Mexico | 42.6 |
| 1955 | Michigan St. | 41.2 |
| 1956 | Colorado St. | 42.2 |
| 1957 | Utah St. | 40.1 |
| 1958 | Georgia | 41.9 |
| 1959 | Brigham Young | 43.2 |
| 1960 | Georgia | 43.7 |
| 1961 | Arizona St. | 42.1 |
| 1962 | Wyoming | 42.6 |
| 1963 | SMU | 41.4 |
| 1964 | Mississippi | 44.1 |
| 1965 | Arizona St. | 44.0 |
| 1966 | Tennessee | 43.4 |
| 1967 | Houston | 44.4 |
| 1968 | Wichita St. | 43.2 |
| 1969 | Georgia | 43.5 |
| 1970 | Utah | 45.0 |
| 1971 | Utah | 46.7 |
| 1972 | Southern Miss. | 45.1 |
| 1973 | Wake Forest | 44.1 |

| Year | Team | #Avg. |
|------|---------------------|--------|
| 1974 | Ohio St. | 44.9 |
| 1975 | Ohio St. | 44.1 |
| 1976 | Colorado St. | 44.4 |
| 1977 | Mississippi | 43.4 |
| 1978 | Texas | 41.7 |
| 1979 | Mississippi | 42.4 |
| 1980 | Florida St. | 42.6 |
| 1981 | Michigan | 43.1 |
| 1982 | Vanderbilt | 42.1 |
| 1983 | Brigham Young | *45.0 |
| 1984 | Ohio St. | 44.0 |
| 1985 | Colorado | 43.6 |
| 1986 | Michigan | 43.1 |
| 1987 | Ohio St. | 40.7 |
| 1988 | Brigham Young | 42.9 |
| 1989 | Colorado | 43.8 |
| 1990 | Pittsburgh | 41.2 |
| 1991 | Texas Tech | 40.6 |
| 1992 | Nebraska | 41.7 |
| 1993 | New Mexico | 41.8 |
| 1994 | Ball St. | 42.2 |
| 1995 | Ball St. | 41.3 |
| 1996 | San Diego St. | **44.9 |
| 1997 | LSU | 43.3 |
| 1998 | UNLV | 41.4 |
| 1999 | Texas A&M | 42.7 |
| 2000 | Wisconsin | 42.9 |
| 2001 | Ohio | 42.7 |
| 2002 | Brigham Young | 42.7 |
| 2003 | Southern California | 43.7 |
| 2004 | Colorado | 42.7 |
| 2005 | Wake Forest | 41.4 |

#Beginning in 1975, ranked on net punting average.
*Record for net punting average. **Record for net punting average, minimum 40 punts.

PUNT RETURNS

| Year | Team | Avg. |
|------|--------------------|--------|
| 1937 | — | — |
| 1938 | — | — |
| 1939 | UCLA | 16.3 |
| 1940 | UCLA | 16.2 |
| 1941 | Colgate | 18.7 |
| 1942 | — | — |
| 1943 | Columbia | 20.9 |
| 1944 | New York U. | 22.0 |
| 1945 | — | — |
| 1946 | Columbia | 16.8 |
| 1947 | Florida | 19.7 |
| 1948 | Oklahoma | *22.4 |
| 1949 | Wichita St. | 18.3 |
| 1950 | Texas A&M | 17.6 |
| 1951 | Holy Cross | 18.1 |
| 1952 | Arizona St. | **25.2 |
| 1953 | Kansas St. | 23.8 |
| 1954 | Miami (Fla.) | 19.7 |
| 1955 | North Carolina | 22.5 |
| 1956 | Cincinnati | 17.7 |
| 1957 | North Texas | 17.5 |
| 1958 | Notre Dame | 17.6 |
| 1959 | Wyoming | 16.6 |
| 1960 | Arizona | 17.7 |
| 1961 | Memphis | 17.4 |
| 1962 | West Tex. A&M | 18.4 |
| 1963 | Army | 18.1 |
| 1964 | UTEP | 16.9 |
| 1965 | Georgia Tech | 23.0 |
| 1966 | Brown | 21.0 |
| 1967 | Memphis | 16.3 |
| 1968 | Army | 17.4 |
| 1969 | Davidson | 21.3 |
| 1970 | Wichita St. | 28.5 |
| 1971 | Mississippi St. | 20.8 |
| 1972 | Georgia Tech | 17.3 |
| 1973 | Utah | 23.4 |
| 1974 | Auburn | 16.6 |
| 1975 | New Mexico St. | 15.3 |
| 1976 | Wichita St. | 15.0 |
| 1977 | Grambling | 16.9 |
| 1978 | McNeese St. | 15.7 |
| 1979 | Tennessee St. | 16.9 |
| 1980 | Georgia | 16.5 |
| 1981 | North Carolina St. | 13.4 |

| Year | Team | Avg. |
|------|---------------|------|
| 1982 | Auburn | 15.8 |
| 1983 | San Diego St. | 17.0 |
| 1984 | Florida | 13.8 |
| 1985 | Utah | 20.7 |
| 1986 | Arizona St. | 17.9 |
| 1987 | Stanford | 15.4 |
| 1988 | Florida St. | 15.5 |
| 1989 | Ohio | 18.2 |
| 1990 | Michigan | 15.6 |
| 1991 | Alabama | 16.9 |
| 1992 | Northwestern | 21.8 |
| 1993 | Texas A&M | 17.9 |
| 1994 | Ball St. | 19.9 |
| 1995 | Eastern Mich. | 20.8 |
| 1996 | Kansas | 19.5 |
| 1997 | Iowa | 18.2 |
| 1998 | Kansas St. | 21.3 |
| 1999 | UAB | 19.1 |
| 2000 | Virginia Tech | 18.2 |
| 2001 | Colorado | 17.4 |
| 2002 | Northern Ill. | 20.2 |
| 2003 | Miami (Ohio) | 16.3 |
| 2004 | Utah St. | 18.3 |
| 2005 | UCLA | 25.0 |

*Record for minimum 30 punt returns. **Record for minimum 15 punt returns.

KICKOFF RETURNS

| Year | Team | Avg. |
|------|---------------------|-------|
| 1937 | — | — |
| 1938 | — | — |
| 1939 | Wake Forest | 32.9 |
| 1940 | Minnesota | 36.4 |
| 1941 | Tulane | 32.1 |
| 1942 | — | — |
| 1943 | Navy | 28.8 |
| 1944 | — | — |
| 1945 | — | — |
| 1946 | William & Mary | 31.7 |
| 1947 | SMU | 31.4 |
| 1948 | Wyoming | 27.4 |
| 1949 | Army | 34.1 |
| 1950 | Wyoming | 29.3 |
| 1951 | Marquette | 25.0 |
| 1952 | Wake Forest | 25.1 |
| 1953 | Texas Tech | 23.8 |
| 1954 | Arizona | 26.1 |
| 1955 | Southern California | 25.8 |
| 1956 | Georgia Tech | 24.6 |
| 1957 | Notre Dame | 27.6 |
| 1958 | Tulsa | 25.8 |
| 1959 | Auburn | 25.8 |
| 1960 | Yale | 26.7 |
| 1961 | Harvard | 25.9 |
| 1962 | Alabama | 28.9 |
| 1963 | Memphis | 27.7 |
| 1964 | Cornell | 27.1 |
| 1965 | Dartmouth | 28.7 |
| 1966 | Notre Dame | 29.6 |
| 1967 | Air Force | 25.3 |
| 1968 | Louisville | 25.7 |
| 1969 | Brigham Young | 28.7 |
| 1970 | South Carolina | 26.5 |
| 1971 | Miami (Fla.) | 24.1 |
| 1972 | Michigan | 26.9 |
| 1973 | Rice | *27.5 |
| 1974 | Southern California | 25.7 |
| 1975 | Maryland | 29.5 |
| 1976 | South Carolina | 27.0 |
| 1977 | Miami (Ohio) | 24.6 |
| 1978 | Utah St. | 26.7 |
| 1979 | Brigham Young | 26.3 |
| 1980 | Oklahoma | 33.2 |
| 1981 | Iowa | 29.1 |
| 1982 | Utah | 25.5 |
| 1983 | Tennessee | 28.8 |
| 1984 | Texas Tech | 25.2 |
| 1985 | Air Force | 27.0 |
| 1986 | Clemson | 26.1 |
| 1987 | Oklahoma St. | 23.7 |
| 1988 | Notre Dame | 24.2 |
| 1989 | Colorado | 26.1 |
| 1990 | Nebraska | 27.8 |
| 1991 | New Mexico St. | 25.2 |

| Year | Team | Avg. |
|------|----------------|--------|
| 1992 | Florida St. | **30.3 |
| 1993 | Texas A&M | 31.2 |
| 1994 | Texas A&M | 27.8 |
| 1995 | New Mexico | 27.1 |
| 1996 | Miami (Fla.) | 28.9 |
| 1997 | Southern Miss. | 28.2 |
| 1998 | Utah | 27.1 |
| 1999 | TCU | 27.5 |
| 2000 | TCU | 28.8 |
| 2001 | Hawaii | 30.3 |
| 2002 | Iowa | 25.1 |
| 2003 | Utah | 28.2 |
| 2004 | Indiana | 28.1 |
| 2005 | Arkansas | 29.2 |

*Record for minimum 35 kickoff returns. **Record for minimum 25 kickoff returns.

TURNOVER MARGIN

| Year | Team | Avg. |
|------|---------------------|-------|
| 1992 | Nebraska | 1.64 |
| 1993 | UCLA | 1.73 |
| 1994 | Clemson | 1.55 |
| 1995 | Toledo | 2.00 |
| 1996 | North Carolina | 2.00 |
| 1997 | Colorado St. | 2.08 |
| 1998 | Wisconsin | 2.00 |
| 1999 | Kansas St. | 1.55 |
| 2000 | Toledo | 2.00 |
| 2001 | Miami (Fla.) | *2.36 |
| 2002 | South Fla. | 1.91 |
| 2003 | Nebraska | 1.77 |
| 2004 | Southern California | 1.46 |
| 2005 | TCU | 1.75 |

*Record.

Defensive Single-Game Records

(Since 2000)

TACKLES FOR LOSS

| TFL | Team (Opponent) | Date |
|-----|-----------------------------------|----------------|
| 23 | North Carolina St. (Florida St.) | Nov. 11, 2004 |
| 21 | TCU (Tulane) | Nov. 9, 2002 |
| 20 | TCU (Nevada) | Sept. 9, 2000 |
| 19 | Kansas St. (Kansas) | Oct. 7, 2000 |
| 18 | Air Force (Navy) | Oct. 6, 2000 |
| 18 | Colorado (Missouri) | Nov. 4, 2000 |
| 18 | Kansas (Southwest Mo. St.) | Sept. 1, 2001 |
| 18 | Washington (Idaho) | Sept. 22, 2002 |
| 18 | North Carolina St. (Georgia Tech) | Oct. 4, 2003 |
| 17 | Toledo (Penn St.) | Sept. 2, 2000 |
| 17 | Oregon St. (San Diego St.) | Sept. 23, 2000 |
| 17 | Kansas St. (Oklahoma) | Oct. 14, 2000 |
| 17 | Texas (Missouri) | Oct. 21, 2000 |
| 17 | Toledo (Navy) | Oct. 28, 2000 |
| 17 | Arizona St. (Washington) | Oct. 26, 2002 |
| 17 | Houston (Army) | Nov. 15, 2003 |

PASS SACKS

| Sacks | Team (Opponent) | Date |
|-------|------------------------------------|----------------|
| 15 | TCU (Nevada) | Sept. 9, 2000 |
| 14 | Colorado (Missouri) | Nov. 4, 2000 |
| 13 | Toledo (Penn St.) | Sept. 2, 2000 |
| 11 | TCU (Louisville) | Nov. 23, 2001 |
| 10 | North Carolina (Wake Forest) | Sept. 9, 2000 |
| 10 | Maryland (Duke) | Oct. 28, 2000 |
| 10 | Northern Ill. (Wisconsin) | Sept. 14, 2002 |
| 10 | North Carolina St. (Virginia Tech) | Sept. 25, 2004 |
| 10 | Hawaii (Idaho) | Nov. 20, 2004 |
| 9 | Texas (Houston) | Sept. 23, 2000 |
| 9 | UCF (Eastern Ky.) | Oct. 14, 2000 |
| 9 | Arizona St. (Arizona) | Nov. 24, 2000 |
| 9 | New Mexico (UTEP) | Sept. 1, 2001 |
| 9 | Kansas St. (Baylor) | Oct. 26, 2002 |
| 9 | New Mexico (Wyoming) | Nov. 30, 2002 |
| 9 | Fresno St. (SMU) | Nov. 1, 2003 |
| 9^ | Southern California (Michigan) | Jan. 1, 2004 |

^2004 Rose Bowl.

PASSES DEFENDED
(Pass Interceptions and Pass Break-ups)

| PD | Team (Opponent) | Date |
|----|---------------------------|----------------|
| 19 | South Carolina (Alabama) | Oct. 2, 2000 |
| 17 | Nebraska (Iowa St.) | Oct. 7, 2000 |
| 17 | Northern Ill. (Ball St.) | Oct. 5, 2002 |
| 17 | Mississippi St. (Troy) | Oct. 12, 2002 |
| 17 | Nebraska (Kansas) | Oct. 2, 2004 |
| 16 | West Virginia (Rutgers) | Oct. 12, 2002 |
| 16 | TCU (Tulane) | Nov. 9, 2002 |
| 16 | Nebraska (Pittsburgh) | Sept. 18, 2004 |
| 15 | Wisconsin (Indiana) | Nov. 11, 2000 |
| 15 | Toledo (Eastern Mich.) | Sept. 7, 2002 |
| 15 | Kansas St. (Oklahoma St.) | Oct. 12, 2002 |
| 14 | Iowa (Penn St.) | Nov. 4, 2000 |
| 14 | Auburn (LSU) | Dec. 1, 2001 |
| 14 | Oregon St. (California) | Oct. 26, 2002 |
| 14 | Florida (Arkansas) | Oct. 18, 2003 |
| 14 | San Diego St. (Nevada) | Sept. 25, 2004 |

FORCED FUMBLES

| FF | Team (Opponent) | Date |
|----|-----------------------------------|----------------|
| 7 | Miami (Ohio) (North Carolina) | Aug. 31, 2002 |
| 7 | Virginia (South Carolina) | Sept. 7, 2002 |
| 7 | West Virginia (Cincinnati) | Sept. 13, 2003 |
| 7 | Miami (Ohio) (Buffalo) | Nov. 5, 2005 |
| 6 | Washington (Idaho) | Sept. 2, 2002 |
| 6 | Washington (Arizona St.) | Oct. 14, 2002 |
| 6 | Boston College (Navy) | Oct. 19, 2002 |
| 6 | North Carolina St. (Georgia Tech) | Oct. 4, 2003 |
| 6 | Troy (La.-Monroe) | Nov. 22, 2003 |
| 5 | Georgia (New Mexico St.) | Sept. 23, 2000 |
| 5 | Fresno St. (Colorado) | Aug. 26, 2001 |
| 5 | Clemson (UCF) | Sept. 1, 2001 |
| 5 | Arizona St. (San Jose St.) | Sept. 29, 2001 |
| 5 | Cincinnati (La.-Monroe) | Dec. 1, 2001 |
| 5 | Iowa (Minnesota) | Nov. 16, 2002 |
| 5 | Cincinnati (West Virginia) | Sept. 13, 2003 |
| 5 | Hawaii (Idaho) | Nov. 20, 2004 |

Team Single-Season Highs

MOST GAMES PLAYED
(Counts Postseason Games)

| Team, Year | No. |
|---------------------|-----|
| Brigham Young, 1996 | 15 |
| Kansas St., 2003 | 15 |
| Texas, 1999 | 14 |
| Arizona St., 2002 | 14 |
| Arkansas, 2002 | 14 |
| Cincinnati, 2002 | 14 |
| Colorado, 2002 | 14 |
| Colorado St., 2002 | 14 |
| Florida St., 2002 | 14 |
| Fresno St., 2002 | 14 |
| Georgia, 2002 | 14 |
| Hawaii, 2002 | 14 |

| Team, Year | No. |
|--------------------------|-----|
| Iowa St., 2002 | 14 |
| Maryland, 2002 | 14 |
| Nebraska, 2002 | 14 |
| New Mexico, 2002 | 14 |
| North Carolina St., 2002 | 14 |
| Ohio St., 2002 | 14 |
| Oklahoma, 2002 | 14 |
| Texas Tech, 2002 | 14 |
| Toledo, 2002 | 14 |
| Virginia, 2002 | 14 |
| Virginia Tech, 2002 | 14 |
| Wisconsin, 2002 | 14 |
| Boise St., 2003 | 14 |
| Bowling Green, 2003 | 14 |
| California, 2003 | 14 |
| Fresno St., 2003 | 14 |
| Georgia, 2003 | 14 |
| Hawaii, 2003 | 14 |
| LSU, 2003 | 14 |
| Miami (Ohio), 2003 | 14 |
| Oklahoma, 2003 | 14 |
| Hawaii, 2004 | 14 |

Before 1937 (Pre-NCAA Records):

| | |
|-----------------|----|
| Yale, 1889 | 16 |
| Penn, 1892 | 16 |
| Yale, 1894 | 16 |
| Penn, 1896 | 15 |
| Penn, 1897 | 15 |
| Minnesota, 1903 | 15 |
| Yale, 1890 | 14 |
| Harvard, 1891 | 14 |
| Penn, 1895 | 14 |
| Yale, 1896 | 14 |

MOST VICTORIES

(Counts Postseason Games)

| Team, Year | No. |
|---------------------------|-----|
| Brigham Young, 1996 | 14 |
| Ohio St., 2002 | 14 |
| Nebraska, 1971 | 13 |
| Brigham Young, 1984 | 13 |
| Alabama, 1992 | 13 |
| Nebraska, 1994 | 13 |
| Nebraska, 1997 | 13 |
| Tennessee, 1998 | 13 |
| Marshall, 1999 | 13 |
| Oklahoma, 2000 | 13 |
| Georgia, 2002 | 13 |
| Boise St., 2003 | 13 |
| LSU, 2003 | 13 |
| Miami (Ohio), 2003 | 13 |
| Auburn, 2004 | 13 |
| Southern California, 2004 | 13 |
| Texas, 2005 | 13 |
| Southern California, 1972 | 12 |
| Western Mich., 1974 | 12 |
| Pittsburgh, 1976 | 12 |
| Southern California, 1978 | 12 |
| Georgia, 1980 | 12 |

| Team, Year | No. |
|---------------------------|-----|
| Clemson, 1981 | 12 |
| Florida, 1995 | 12 |
| Michigan, 1997 | 12 |
| Marshall, 1998 | 12 |
| Southern California, 2003 | 12 |
| Oklahoma, 2003 | 12 |
| Oklahoma, 2004 | 12 |
| Utah, 2004 | 12 |
| Southern California, 2005 | 12 |

Before 1937 (Pre-NCAA Records):

| | |
|-----------------|----|
| Yale, 1894 | 16 |
| Yale, 1889 | 15 |
| Penn, 1892 | 15 |
| Penn, 1897 | 15 |
| Penn, 1895 | 14 |
| Penn, 1896 | 14 |
| Yale, 1888 | 13 |
| Yale, 1890 | 13 |
| Harvard, 1891 | 13 |
| Yale, 1891 | 13 |
| Yale, 1892 | 13 |
| Yale, 1895 | 13 |
| Yale, 1896 | 13 |
| Minnesota, 1903 | 13 |
| Minnesota, 1904 | 13 |

MOST LOSSES

| Team, Year | No. |
|--|-----|
| Army, 2003 | 13 |
| Colorado St., 1981 | 12 |
| Hawaii, 1998 | 12 |
| SMU, 2003 | 12 |
| New Mexico St., 2005 | 12 |
| Mississippi St., 1976 (NCAA Sanctions) | 11 |
| Mississippi St., 1977 (NCAA Sanctions) | 11 |
| Rice, 1982 | 11 |
| New Mexico, 1987 | 11 |
| Rice, 1988 | 11 |
| Kent St., 1993 | 11 |
| Ohio, 1994 | 11 |
| Duke, 1996 | 11 |
| Illinois, 1997 | 11 |
| Northern Ill., 1997 | 11 |
| Rutgers, 1997 | 11 |
| UNLV, 1998 | 11 |
| Kent St., 1998 | 11 |
| Ball St., 1999 | 11 |
| South Carolina, 1999 | 11 |
| Duke, 2000 | 11 |
| Duke, 2001 | 11 |
| Houston, 2001 | 11 |
| Buffalo, 2002 | 11 |
| Buffalo, 2003 | 11 |
| East Caro., 2003 | 11 |
| Illinois, 2003 | 11 |
| La.-Monroe, 2003 | 11 |
| Temple, 2003 | 11 |
| UTEP, 2003 | 11 |
| UCF, 2004 | 11 |
| Temple, 2005 | 11 |

Toughest-Schedule Annual Leaders

The NCAA's toughest-schedule program (which began in 1977) is based on what all Division I-A opponents did against other Division I-A teams when not playing the team in question. Games against non-I-A teams are deleted, and nine intradivision games are required to qualify. (Bowl games are not included.) The leaders:

| Year | Team (†Record) | Opponents' Record | | | Pct. |
|------|------------------------------|-------------------|----|---|------|
| | | W | L | T | |
| 1977 | Miami (Fla.) (3-8-0) | 66 | 42 | 2 | .609 |
| | Penn St. (10-1-0) | 61 | 39 | 2 | .608 |
| 1978 | Notre Dame (8-3-0) | 77 | 31 | 2 | .709 |
| | Southern California (11-1-0) | 79 | 40 | 1 | .663 |
| 1979 | UCLA (5-6-0) | 71 | 37 | 2 | .655 |
| | South Carolina (8-3-0) | 69 | 38 | 2 | .642 |

| Year | Team (†Record) | Opponents' Record | | | Pct. |
|------|----------------------|-------------------|----|---|------|
| | | W | L | T | |
| 1980 | Florida St. (10-1-0) | 70 | 34 | 0 | .673 |
| | Miami (Fla.) (8-3-0) | 64 | 33 | 1 | .658 |
| 1981 | Penn St. (9-2-0) | 71 | 33 | 2 | .679 |
| | Temple (5-5-0) | 71 | 33 | 2 | .669 |
| 1982 | Penn St. (10-1-0) | 63 | 34 | 2 | .646 |
| | Kentucky (0-10-1) | 63 | 34 | 5 | .642 |
| 1983 | Auburn (10-1-0) | 70 | 31 | 3 | .688 |
| | UCLA (6-4-1) | 68 | 37 | 5 | .641 |
| 1984 | Penn St. (6-5-0) | 58 | 36 | 3 | .613 |
| | Georgia (7-4-0) | 60 | 39 | 4 | .602 |
| 1985 | Notre Dame (5-6-0) | 72 | 29 | 3 | .707 |
| | Alabama (8-2-1) | 65 | 32 | 5 | .662 |
| 1986 | Florida (6-5-0) | 64 | 29 | 3 | .682 |
| | LSU (9-2-0) | 67 | 36 | 2 | .648 |

| Year | Team (†Record) | Opponents' Record | | | Pct. |
|------|-----------------------------|-------------------|----|---|------|
| | | W | L | T | |
| 1987 | Notre Dame (8-3-0) | 71 | 34 | 2 | .673 |
| | Florida St. (10-1-0) | 60 | 29 | 4 | .667 |
| 1988 | Virginia Tech (3-8-0) | 74 | 36 | 0 | .673 |
| | Arizona (7-4-0) | 70 | 37 | 3 | .650 |
| 1989 | Notre Dame (11-1-0) | 74 | 38 | 4 | .655 |
| | LSU (4-7-0) | 67 | 41 | 1 | .619 |
| 1990 | Colorado (10-1-1) | 72 | 42 | 3 | .628 |
| | Stanford (5-6-0) | 67 | 39 | 4 | .627 |
| 1991 | South Carolina (3-6-2) | 57 | 31 | 2 | .644 |
| | Florida (10-2-0) | 66 | 37 | 1 | .639 |
| 1992 | Southern California (6-5-1) | 68 | 38 | 4 | .636 |
| | Stanford (10-3-0) | 73 | 43 | 4 | .625 |
| 1993 | LSU (5-6-0) | 67 | 38 | 5 | .632 |
| | Purdue (11-0-0) | 66 | 38 | 3 | .631 |

| Year | Team (†Record) | Opponents' Record | | | |
|------|--------------------|-------------------|----|---|------|
| | | W | L | T | Pct. |
| 1994 | Michigan (8-4-0) | 67 | 38 | 6 | .631 |
| | Oklahoma (6-6-0) | 66 | 39 | 4 | .624 |
| 1995 | Notre Dame (9-3-0) | 67 | 37 | 5 | .638 |
| | Illinois (5-5-1) | 69 | 40 | 2 | .631 |
| 1996 | Florida (12-1) | 70 | 41 | 0 | .631 |
| | UCLA (5-6) | 66 | 41 | 0 | .617 |
| 1997 | Colorado (5-6) | 76 | 37 | 0 | .673 |
| | Auburn (10-3) | 80 | 39 | 0 | .672 |
| 1998 | Auburn (3-8) | 74 | 34 | 0 | .685 |
| | Missouri (7-4) | 66 | 36 | 0 | .647 |
| 1999 | Alabama (10-3) | 80 | 38 | 0 | .678 |
| | Auburn (5-6) | 62 | 36 | 0 | .633 |
| 2000 | Florida (10-2) | 79 | 42 | 0 | .653 |
| | Florida St. (11-1) | 78 | 44 | 0 | .639 |

†Not including bowl games. ‡When not playing the team listed.

Top 10 Toughest-Schedule Leaders for 2001-05

| 2001 | Team | \$Opp. Record | Pct. |
|------|-----------------|---------------|------|
| 1. | California | .73-39 | .652 |
| 2. | Colorado | .79-45 | .637 |
| 3. | Kansas | .66-38 | .635 |
| 4. | Kansas St. | .72-42 | .632 |
| 5. | Mississippi St. | .65-38 | .631 |

| Team | \$Opp. Record | Pct. |
|-----------------|---------------|------|
| 6. Tennessee | .76-45 | .628 |
| 7. Arkansas | .64-38 | .627 |
| 8. Oklahoma St. | .64-39 | .621 |
| 9. Florida St. | .70-43 | .619 |
| Wisconsin | .70-43 | .619 |

| 2002 | Team | \$Opp. Record | Pct. |
|------|---------------------|---------------|------|
| 1. | Southern California | 107-58 | .649 |
| 2. | Iowa St. | 107-62 | .633 |
| 3. | Texas Tech | 108-66 | .621 |
| 4. | Arkansas | 104-64 | .619 |
| 5. | Florida | 97-60 | .618 |
| 6. | Stanford | 87-54 | .617 |
| 7. | Florida St. | 112-70 | .615 |
| 8. | Miami (Fla.) | 91-57 | .615 |
| 9. | Wisconsin | 108-68 | .614 |
| 10. | Alabama | 98-62 | .613 |

| 2003 | Team | \$Opp. Record | Pct. |
|------|----------------|---------------|------|
| 1. | Alabama | 98-50 | .662 |
| 2. | Florida | 89-48 | .650 |
| 3. | Notre Dame | 89-49 | .645 |
| 4. | Texas A&M | 82-53 | .607 |
| 5. | Arizona | 84-55 | .604 |
| 6. | Iowa St. | 76-50 | .603 |
| 7. | Bowling Green | 77-51 | .602 |
| 8. | Kansas St. | 86-59 | .593 |
| 9. | Ohio St. | 87-60 | .592 |
| 10. | South Carolina | 80-56 | .588 |

| 2004 | Team | \$Opp. Record | Pct. |
|------|----------------|---------------|------|
| 1. | Texas A&M | 86-42 | .672 |
| 2. | North Carolina | 74-39 | .655 |
| 3. | Arizona | 69-39 | .639 |
| 4. | Arizona St. | 79-48 | .622 |
| 5. | Auburn | 76-47 | .618 |
| 6. | Baylor | 66-41 | .617 |
| 7. | Notre Dame | 78-49 | .614 |
| 8. | Arkansas | 68-43 | .613 |
| 9. | Georgia | 71-45 | .612 |
| 10. | Iowa | 76-49 | .608 |

| 2005 | Team | \$Opp. Record | Pct. |
|------|---------------------|---------------|------|
| 1. | Oklahoma | 84-38 | .689 |
| 2. | Stanford | 66-37 | .641 |
| 3. | Michigan | 80-46 | .635 |
| 4. | Ohio St. | 80-47 | .630 |
| 5. | North Carolina | 74-45 | .622 |
| 6. | Northwestern | 78-49 | .614 |
| 7. | Texas | 81-51 | .614 |
| 8. | Arkansas | 63-40 | .612 |
| 9. | Southern California | 81-52 | .609 |
| 10. | Texas Tech | 60-39 | .606 |

| 2005 | Team | \$Opp. Record | Pct. |
|------|---------------------|---------------|------|
| 1. | Oklahoma | 84-38 | .689 |
| 2. | Stanford | 66-37 | .641 |
| 3. | Michigan | 80-46 | .635 |
| 4. | Ohio St. | 80-47 | .630 |
| 5. | North Carolina | 74-45 | .622 |
| 6. | Northwestern | 78-49 | .614 |
| 7. | Texas | 81-51 | .614 |
| 8. | Arkansas | 63-40 | .612 |
| 9. | Southern California | 81-52 | .609 |
| 10. | Texas Tech | 60-39 | .606 |

\$When not playing the team listed.

Annual Most-Improved Teams

| Year | Team | \$Games Improved | From | To | Coach |
|------|---------------------|------------------|-------------|--------------|-----------------------|
| 1937 | California | 4 1/2 | 1936 6-5-0 | 1937 *10-0-1 | Stub Allison |
| | Syracuse | 4 1/2 | 1936 1-7-0 | 1937 5-2-1 | #Ossie Solem |
| 1938 | TCU | 5 1/2 | 1937 4-4-2 | 1938 *11-0-0 | Dutch Meyer |
| 1939 | Texas A&M | 5 1/2 | 1938 4-4-1 | 1939 *11-0-0 | Homer Norton |
| 1940 | Stanford | 8 | 1939 1-7-1 | 1940 *10-0-0 | #Clark Shaughnessy |
| 1941 | Vanderbilt | 4 1/2 | 1940 3-6-1 | 1941 8-2-0 | Red Sanders |
| 1942 | Utah St. | 5 1/2 | 1941 0-8-0 | 1942 6-3-1 | Dick Romney |
| 1943 | Purdue | 8 | 1942 1-8-0 | 1943 9-0-0 | Elmer Burnham |
| 1944 | Ohio St. | 6 | 1943 3-6-0 | 1944 9-0-0 | #Carroll Widdoes |
| 1945 | Miami (Fla.) | 7 | 1944 1-7-1 | 1945 *9-1-1 | Jack Harding |
| 1946 | Illinois | 5 | 1945 2-6-1 | 1946 *8-2-0 | Ray Eliot |
| | Kentucky | 5 | 1945 2-8-0 | 1946 7-3-0 | #Paul "Bear" Bryant |
| 1947 | California | 6 1/2 | 1946 2-7-0 | 1947 9-1-0 | #Lynn "Pappy" Waldorf |
| 1948 | Clemson | 6 | 1947 4-5-0 | 1948 *11-0-0 | Frank Howard |
| 1949 | Tulsa | 5 | 1948 0-9-1 | 1949 5-4-1 | J. O. Brothers |
| 1950 | Brigham Young | 5 | 1949 0-11-0 | 1950 4-5-1 | Chick Atkinson |
| | Texas A&M | 5 | 1949 1-8-1 | 1950 *7-4-0 | Harry Stiteler |
| 1951 | Georgia Tech | 6 | 1950 5-6-0 | 1951 *11-0-1 | Bobby Dodd |
| 1952 | Alabama | 4 1/2 | 1951 5-6-0 | 1952 *10-2-0 | Harold "Red" Drew |
| 1953 | Texas Tech | 7 | 1952 3-7-1 | 1953 *11-1-0 | DeWitt Weaver |
| 1954 | Denver | 5 | 1953 3-5-2 | 1954 9-1-0 | Bob Blackman |
| 1955 | Texas A&M | 6 1/2 | 1954 1-9-0 | 1955 7-2-1 | Paul "Bear" Bryant |
| 1956 | Iowa | 5 | 1955 3-5-1 | 1956 *9-1-0 | Forest Evashevski |
| 1957 | Notre Dame | 5 | 1956 2-8-0 | 1957 7-3-0 | Terry Brennan |
| | Texas | 5 | 1956 1-9-0 | 1957 †6-4-1 | #Darrell Royal |
| 1958 | Air Force | 6 | 1957 3-6-1 | 1958 †9-0-1 | #Ben Martin |
| 1959 | Washington | 6 1/2 | 1958 3-7-0 | 1959 *10-1-0 | Jim Owens |
| 1960 | Minnesota | 5 1/2 | 1959 2-7-0 | 1960 †8-2-0 | Murray Warmath |
| | North Carolina St. | 5 1/2 | 1959 1-9-0 | 1960 6-3-1 | Earle Edwards |
| 1961 | Villanova | 6 | 1960 2-8-0 | 1961 *8-2-0 | Alex Bell |
| 1962 | Southern California | 6 | 1961 4-5-1 | 1962 *11-0-0 | John McKay |
| 1963 | Illinois | 6 | 1962 2-7-0 | 1963 *8-1-1 | Pete Elliott |
| 1964 | Notre Dame | 6 1/2 | 1963 2-7-0 | 1964 9-1-0 | #Ara Parseghian |
| 1965 | UTEP | 6 1/2 | 1964 0-8-2 | 1965 *8-3-0 | #Bobby Dobbs |
| 1966 | Dayton | 6 1/2 | 1965 1-8-1 | 1966 8-2-0 | John McVay |
| 1967 | Indiana | 7 | 1966 1-8-1 | 1967 †9-2-0 | John Pont |
| 1968 | Arkansas | 5 | 1967 4-5-1 | 1968 *10-1-0 | Frank Broyles |
| 1969 | UCLA | 5 1/2 | 1968 3-7-0 | 1969 8-1-1 | Tommy Prothro |
| 1970 | Tulsa | 5 | 1969 1-9-0 | 1970 6-4-0 | #Claude Gibson |
| 1971 | Army | 5 | 1970 1-9-1 | 1971 6-4-0 | Tom Cahill |
| | Georgia | 5 | 1970 5-5-0 | 1971 *11-1-0 | Vince Dooley |
| 1972 | Pacific | 5 | 1971 3-8-0 | 1972 8-3-0 | Chester Caddas |

| Year | Team | \$Games Improved | From | To | Coach |
|------|---------------------|------------------|-------------|--------------|--------------------|
| | Southern California | 5 | 1971 6-4-1 | 1972 *12-0-0 | John McKay |
| | UCLA | 5 | 1971 2-7-1 | 1972 8-3-0 | Pepper Rodgers |
| 1973 | Pittsburgh | 5 | 1972 1-10-0 | 1973 †6-5-1 | #Johnny Majors |
| 1974 | Baylor | 5½ | 1973 2-9-0 | 1974 †8-4-0 | Grant Teaff |
| 1975 | Arizona St. | 5 | 1974 7-5-0 | 1975 *12-0-0 | Frank Kush |
| 1976 | Houston | 7 | 1975 2-8-0 | 1976 *10-2-0 | Bill Yeoman |
| 1977 | Miami (Ohio) | 7 | 1976 3-8-0 | 1977 10-1-0 | Dick Crum |
| 1978 | Tulsa | 6 | 1977 3-8-0 | 1978 9-2-0 | John Cooper |
| 1979 | Wake Forest | 6½ | 1978 1-10-0 | 1979 †8-4-0 | John Mackovic |
| 1980 | Florida | 7 | 1979 0-10-1 | 1980 *8-4-0 | Charley Pell |
| 1981 | Clemson | 5½ | 1980 6-5-0 | 1981 *12-0-0 | Danny Ford |
| 1982 | La.-Lafayette | 6 | 1981 1-9-1 | 1982 7-3-1 | Sam Robertson |
| | New Mexico | 6 | 1981 4-7-1 | 1982 10-1-0 | Joe Morrison |
| 1983 | Kentucky | 5½ | 1982 0-10-1 | 1983 †6-5-1 | Jerry Claiborne |
| | Memphis | 5½ | 1982 1-10-0 | 1983 6-4-1 | Rex Dockery |
| 1984 | Army | 6 | 1983 2-9-0 | 1984 *8-3-1 | Jim Young |
| 1985 | Colorado | 5½ | 1984 1-10-0 | 1985 †7-5-0 | Bill McCartney |
| | Fresno St. | 5½ | 1984 6-6-0 | 1985 *11-0-1 | Jim Sweeney |
| 1986 | San Jose St. | 7 | 1985 2-8-1 | 1986 *10-2-0 | Claude Gilbert |
| 1987 | Syracuse | 6 | 1986 5-6-0 | 1987 ‡11-0-1 | Dick MacPherson |
| 1988 | Washington St. | 5 | 1987 3-7-1 | 1988 *9-3-0 | Dennis Erickson |
| | West Virginia | 5 | 1987 6-6-0 | 1988 †11-1-0 | Don Nehlen |
| 1989 | Tennessee | 5½ | 1988 5-6-0 | 1989 *11-1-0 | Johnny Majors |
| 1990 | Temple | 6 | 1989 1-10-0 | 1990 7-4-0 | Jerry Berndt |
| 1991 | Tulsa | 6½ | 1990 3-8-0 | 1991 *10-2-0 | Dave Rader |
| 1992 | Hawaii | 6 | 1991 4-7-1 | 1992 *11-2-0 | Bob Wagner |
| 1993 | La.-Lafayette | 6 | 1992 2-9-0 | 1993 8-3-0 | Nelson Stokley |
| | Virginia Tech | 6 | 1992 2-8-1 | 1993 *9-3-0 | Frank Beamer |
| 1994 | Colorado St. | 4½ | 1993 5-6-0 | 1994 †10-2-0 | Sonny Lubick |
| | Duke | 4½ | 1993 3-8-0 | 1994 †8-4-0 | #Fred Goldsmith |
| | East Caro. | 4½ | 1993 2-9-0 | 1994 †7-5-0 | Steve Logan |
| 1995 | Northwestern | 6 | 1994 3-7-1 | 1995 †10-2-0 | Gary Barnett |
| 1996 | Brigham Young | 5 | 1995 7-4-0 | 1996 *14-1-0 | LaVell Edwards |
| 1997 | Western Mich. | 6 | 1996 2-9-0 | 1997 8-3-0 | Gary Darnell |
| 1998 | Louisville | 5½ | 1997 1-10-0 | 1998 7-5-0 | #John L. Smith |
| | TCU | 5½ | 1997 1-10-0 | 1998 7-5-0 | #Dennis Franchione |
| 1999 | Hawaii | 8½ | 1998 0-12-0 | 1999 *9-4-0 | #June Jones |
| 2000 | South Carolina | 7½ | 1999 0-11-0 | 2000 *8-4-0 | Lou Holtz |
| 2001 | Bowling Green | 6 | 2000 2-9-0 | 2001 8-3-0 | #Urban Meyer |
| | Colorado | 6 | 2000 3-8-0 | 2001 †10-3-0 | Gary Barnett |
| | Hawaii | 6 | 2000 3-9-0 | 2001 9-3-0 | June Jones |
| 2002 | Ohio St. | 6 | 2001 7-5-0 | 2002 *14-0-0 | Jim Tressel |
| 2003 | Tulsa | 6½ | 2002 1-11-0 | 2003 8-5-0 | #Steve Kragthorpe |
| 2004 | UTEP | 6½ | 2003 2-11-0 | 2004 †8-4-0 | #Mike Price |
| 2005 | UCF | 7 | 2004 0-11-0 | 2005 †8-5-0 | #George O'Leary |

\$To determine games improved, add the difference in victories between the two seasons to the difference in losses, then divide by two; ties not counted. Bowl victory (*), loss (†), tie (‡) included in record. #First year as head coach at that college.

All-Time Most-Improved Teams

| Games | Team (Year) | Games | Team (Year) |
|-------|-----------------------|-------|--------------------|
| 8½ | Hawaii (1999) | 6½ | Texas A&M (1955) |
| 8 | Stanford (1940) | 6½ | Washington (1959) |
| 7½ | South Carolina (2000) | 6½ | Notre Dame (1964) |
| 7 | Miami (Fla.) (1945) | 6½ | UTEP (1965) |
| 7 | Texas Tech (1953) | 6½ | Dayton (1966) |
| 7 | Indiana (1967) | 6½ | Toledo (1967) |
| 7 | Houston (1976) | 6½ | Wake Forest (1979) |
| 7 | Miami (Ohio) (1977) | 6½ | Tulsa (1991) |
| 7 | Florida (1980) | 6½ | Tulsa (2003) |
| 7 | San Jose St. (1986) | 6½ | UTEP (2004) |
| 7 | UCF (2005) | 6½ | Penn St. (2005) |
| 6½ | California (1947) | | |

2005 Most-Improved Teams

| Team (Coach) | 2004 | 2005 | \$Games Improved |
|--------------------------------|------|------|------------------|
| UCF (George O'Leary) | 0-11 | 8-5 | 7 |
| Penn St. (Joe Paterno) | 4-7 | 11-1 | 6½ |
| Western Mich. (Bill Cubit) | 1-10 | 7-4 | 6 |
| TCU (Gary Patterson) | 5-6 | 11-1 | 5½ |
| Oregon (Mike Bellotti) | 5-6 | 10-2 | 4½ |
| Tulsa (Steve Kragthorpe) | 4-8 | 9-4 | 4½ |
| Alabama (Mike Shula) | 6-6 | 10-2 | 4 |
| Nevada (Chris Ault) | 5-7 | 9-3 | 4 |
| UCLA (Karl Dorrell) | 6-6 | 10-2 | 4 |
| East Caro. (Skip Holtz) | 2-9 | 5-6 | 3 |
| Notre Dame (Charlie Weis) | 6-6 | 9-3 | 3 |
| Vanderbilt (Bobby Johnson) | 2-9 | 5-6 | 3 |
| West Virginia (Rich Rodriguez) | 8-4 | 11-1 | 3 |

\$To determine games improved, add the difference in victories between the two seasons to the difference in losses, then divide by two. Includes bowl games.

All-Time Team Won-Lost Records

Includes records as senior college only. Bowl and playoff games are included, and each tie game is computed as half won and half lost. Teams listed with years in parentheses indicates reclassification to Division I-A. The year in parentheses is the first year of Division I-A active membership. Note: Tiebreaker rule began with 1996 season.

BY PERCENTAGE

| Team | Yrs. | Won | Lost | Tied | Pct. | Total Games |
|----------------------------|------|-----|------|------|-------|-------------|
| Michigan..... | 126 | 849 | 280 | 36 | .7442 | 1,165 |
| Notre Dame..... | 117 | 811 | 266 | 42 | .7435 | 1,119 |
| Texas..... | 113 | 800 | 310 | 33 | .714 | 1,143 |
| Oklahoma..... | 111 | 757 | 289 | 53 | .713 | 1,099 |
| Alabama..... | 111 | 774 | 301 | 43 | .712 | 1,118 |
| Ohio St..... | 116 | 774 | 300 | 53 | .710 | 1,127 |
| Nebraska..... | 116 | 794 | 321 | 40 | .705 | 1,155 |
| Southern California..... | 113 | 732 | 298 | 54 | .700 | 1,084 |
| Tennessee..... | 109 | 752 | 312 | 53 | .697 | 1,117 |
| Penn St..... | 119 | 771 | 339 | 41 | .688 | 1,151 |
| Boise St. (1996)..... | 38 | 304 | 140 | 2 | .684 | 446 |
| Florida St..... | 59 | 436 | 205 | 17 | .676 | 658 |
| Georgia..... | 112 | 693 | 375 | 54 | .642 | 1,122 |
| Miami (Fla.)..... | 79 | 525 | 291 | 19 | .640 | 835 |
| Miami (Ohio)..... | 117 | 639 | 352 | 44 | .639 | 1,035 |
| LSU..... | 112 | 669 | 374 | 47 | .635 | 1,090 |
| Washington..... | 116 | 641 | 372 | 50 | .627 | 1,063 |
| Auburn..... | 113 | 656 | 382 | 47 | .626 | 1,085 |
| Arizona St..... | 93 | 523 | 318 | 24 | .618 | 865 |
| Florida..... | 99 | 606 | 367 | 40 | .618 | 1,013 |
| Colorado..... | 116 | 650 | 402 | 36 | .614 | 1,088 |
| South Fla. (2000)..... | 9 | 61 | 39 | 0 | .610 | 100 |
| Central Mich..... | 105 | 532 | 338 | 36 | .607 | 906 |
| UCLA..... | 87 | 521 | 338 | 37 | .602 | 896 |
| Texas A&M..... | 111 | 639 | 415 | 48 | .602 | 1,102 |
| Bowling Green..... | 87 | 465 | 303 | 52 | .599 | 820 |
| Fresno St..... | 84 | 517 | 344 | 29 | .597 | 890 |
| Virginia Tech..... | 112 | 626 | 415 | 46 | .597 | 1,087 |
| Syracuse..... | 116 | 665 | 444 | 49 | .595 | 1,158 |
| Southern Miss..... | 89 | 506 | 340 | 26 | .595 | 872 |
| Army..... | 116 | 628 | 422 | 51 | .594 | 1,101 |
| Georgia Tech..... | 113 | 637 | 431 | 43 | .593 | 1,111 |
| Arkansas..... | 112 | 628 | 426 | 40 | .592 | 1,094 |
| Michigan St..... | 109 | 590 | 400 | 44 | .592 | 1,034 |
| West Virginia..... | 113 | 642 | 438 | 45 | .591 | 1,125 |
| Clemson..... | 110 | 608 | 417 | 45 | .589 | 1,070 |
| Minnesota..... | 122 | 623 | 432 | 43 | .587 | 1,098 |
| Middle Tenn. (1999)..... | 89 | 492 | 346 | 28 | .584 | 866 |
| Boston College..... | 107 | 579 | 412 | 36 | .581 | 1,027 |
| Utah..... | 112 | 564 | 408 | 31 | .578 | 1,003 |
| Pittsburgh..... | 116 | 633 | 458 | 42 | .577 | 1,133 |
| Louisiana Tech (1989)..... | 102 | 523 | 383 | 37 | .574 | 943 |
| Arizona..... | 101 | 525 | 386 | 33 | .574 | 944 |
| North Carolina..... | 115 | 624 | 461 | 54 | .572 | 1,139 |
| Stanford..... | 99 | 542 | 401 | 49 | .571 | 992 |
| Mississippi..... | 111 | 590 | 443 | 35 | .569 | 1,068 |
| San Diego St..... | 83 | 462 | 350 | 32 | .566 | 844 |
| Troy..... | 75 | 409 | 315 | 15 | .564 | 739 |
| Hawaii..... | 90 | 479 | 371 | 26 | .562 | 876 |
| Western Mich..... | 100 | 482 | 376 | 24 | .560 | 882 |
| California#..... | 110 | 588 | 460 | 51 | .558 | 1,099 |
| Wisconsin..... | 116 | 575 | 451 | 53 | .557 | 1,079 |
| Tulsa..... | 101 | 521 | 411 | 27 | .557 | 959 |
| Brigham Young..... | 81 | 462 | 365 | 26 | .557 | 853 |
| Texas Tech..... | 81 | 474 | 378 | 32 | .554 | 884 |
| Toledo..... | 85 | 446 | 362 | 24 | .550 | 832 |
| Navy..... | 125 | 607 | 502 | 57 | .545 | 1,166 |
| Air Force..... | 50 | 299 | 252 | 13 | .542 | 564 |
| Oregon..... | 110 | 532 | 451 | 46 | .539 | 1,029 |
| Purdue..... | 118 | 550 | 468 | 48 | .538 | 1,066 |
| Virginia..... | 116 | 592 | 515 | 48 | .533 | 1,155 |
| Nevada (1992)..... | 95 | 459 | 401 | 32 | .533 | 892 |
| North Texas (1995)..... | 90 | 459 | 402 | 33 | .532 | 894 |
| Maryland..... | 113 | 576 | 505 | 42 | .532 | 1,123 |
| Missouri..... | 115 | 569 | 501 | 52 | .530 | 1,122 |
| UAB (1996)..... | 15 | 86 | 77 | 3 | .527 | 166 |
| Northern Ill..... | 104 | 479 | 428 | 51 | .527 | 958 |
| Illinois..... | 115 | 547 | 492 | 50 | .525 | 1,089 |
| Iowa..... | 117 | 546 | 493 | 39 | .525 | 1,078 |
| Ball St..... | 81 | 376 | 340 | 32 | .524 | 748 |
| Houston..... | 60 | 329 | 308 | 15 | .516 | 652 |
| Marshall (1997)..... | 102 | 497 | 469 | 44 | .514 | 1,010 |

| Team | Yrs. | Won | Lost | Tied | Pct. | Total Games |
|---------------------------|------|-----|------|------|------|-------------|
| Akron..... | 105 | 468 | 442 | 36 | .514 | 946 |
| TCU..... | 109 | 527 | 502 | 57 | .512 | 1,086 |
| East Caro..... | 70 | 352 | 338 | 12 | .510 | 702 |
| Duke..... | 93 | 443 | 427 | 31 | .509 | 901 |
| San Jose St..... | 87 | 423 | 408 | 38 | .509 | 869 |
| North Carolina St..... | 114 | 514 | 496 | 55 | .508 | 1,065 |
| Utah St..... | 108 | 465 | 451 | 31 | .507 | 947 |
| Baylor..... | 103 | 510 | 495 | 43 | .507 | 1,048 |
| Washington St..... | 109 | 476 | 463 | 45 | .507 | 984 |
| Louisville..... | 87 | 414 | 403 | 17 | .507 | 834 |
| Vanderbilt..... | 116 | 538 | 526 | 50 | .505 | 1,114 |
| UCF (1996)..... | 27 | 149 | 146 | 1 | .505 | 296 |
| Kansas..... | 116 | 536 | 531 | 58 | .502 | 1,125 |
| Kentucky..... | 115 | 537 | 536 | 44 | .500 | 1,117 |
| South Carolina..... | 112 | 508 | 509 | 44 | .500 | 1,061 |
| Rutgers..... | 136 | 569 | 578 | 42 | .496 | 1,189 |
| Memphis..... | 90 | 415 | 424 | 32 | .495 | 871 |
| SMU..... | 89 | 431 | 448 | 54 | .491 | 933 |
| Wyoming..... | 109 | 462 | 483 | 28 | .489 | 973 |
| Ohio..... | 110 | 469 | 493 | 48 | .488 | 1,010 |
| Cincinnati..... | 118 | 505 | 531 | 51 | .488 | 1,087 |
| Oklahoma St..... | 104 | 475 | 500 | 48 | .488 | 1,023 |
| UNLV..... | 38 | 205 | 217 | 4 | .486 | 426 |
| La.-Lafayette..... | 98 | 449 | 477 | 32 | .485 | 958 |
| Arkansas St. (1992)..... | 91 | 391 | 416 | 37 | .485 | 844 |
| Colorado St..... | 107 | 453 | 485 | 33 | .484 | 971 |
| Connecticut (2002)..... | 107 | 443 | 475 | 38 | .483 | 956 |
| Fla. Atlantic (2006)..... | 5 | 28 | 30 | 0 | .483 | 58 |
| Mississippi St..... | 106 | 470 | 505 | 39 | .483 | 1,014 |
| Oregon St..... | 109 | 458 | 514 | 50 | .473 | 1,022 |
| Tulane..... | 112 | 475 | 538 | 38 | .470 | 1,051 |
| Eastern Mich..... | 113 | 412 | 469 | 46 | .469 | 927 |
| New Mexico..... | 107 | 431 | 492 | 31 | .468 | 954 |
| Iowa St..... | 114 | 473 | 547 | 46 | .465 | 1,066 |
| Idaho (1996)..... | 108 | 418 | 506 | 25 | .454 | 949 |
| Temple..... | 107 | 393 | 499 | 52 | .444 | 944 |
| Rice..... | 94 | 406 | 520 | 32 | .441 | 958 |
| New Mexico St..... | 110 | 405 | 522 | 32 | .439 | 959 |
| Kansas St..... | 110 | 435 | 577 | 42 | .433 | 1,054 |
| La.-Monroe (1994)..... | 55 | 247 | 326 | 8 | .432 | 581 |
| Northwestern..... | 118 | 447 | 597 | 44 | .431 | 1,088 |
| Indiana..... | 118 | 424 | 580 | 44 | .426 | 1,048 |
| Buffalo (1999)..... | 92 | 314 | 434 | 29 | .423 | 777 |
| UTEP..... | 88 | 340 | 489 | 30 | .413 | 859 |
| Wake Forest..... | 104 | 379 | 574 | 33 | .401 | 986 |
| Kent St..... | 83 | 288 | 461 | 28 | .389 | 777 |
| Florida Int'l (2006)..... | 4 | 15 | 29 | 0 | .341 | 44 |

BY VICTORIES

| Team | Yrs. | Won | Lost | Tied | Pct. | Total Games |
|--------------------------|------|-----|------|------|------|-------------|
| Michigan..... | 126 | 849 | 280 | 36 | .744 | 1,165 |
| Notre Dame..... | 117 | 811 | 266 | 42 | .744 | 1,119 |
| Texas..... | 113 | 800 | 310 | 33 | .714 | 1,143 |
| Nebraska..... | 116 | 794 | 321 | 40 | .705 | 1,155 |
| Alabama..... | 111 | 774 | 301 | 43 | .712 | 1,118 |
| Ohio St..... | 116 | 774 | 300 | 53 | .710 | 1,127 |
| Penn St..... | 119 | 771 | 339 | 41 | .688 | 1,151 |
| Oklahoma..... | 111 | 757 | 289 | 53 | .713 | 1,099 |
| Tennessee..... | 109 | 752 | 312 | 53 | .697 | 1,117 |
| Southern California..... | 113 | 732 | 298 | 54 | .700 | 1,084 |
| Georgia..... | 112 | 693 | 375 | 54 | .642 | 1,122 |
| LSU..... | 112 | 669 | 374 | 47 | .635 | 1,090 |
| Syracuse..... | 116 | 665 | 444 | 49 | .595 | 1,158 |
| Auburn..... | 113 | 656 | 382 | 47 | .626 | 1,085 |
| Colorado..... | 116 | 650 | 402 | 36 | .614 | 1,088 |
| West Virginia..... | 113 | 642 | 438 | 45 | .591 | 1,125 |
| Washington..... | 116 | 641 | 372 | 50 | .627 | 1,063 |
| Miami (Ohio)..... | 117 | 639 | 352 | 44 | .639 | 1,035 |
| Texas A&M..... | 111 | 639 | 415 | 48 | .602 | 1,102 |
| Georgia Tech..... | 113 | 637 | 431 | 43 | .593 | 1,111 |
| Pittsburgh..... | 116 | 633 | 458 | 42 | .577 | 1,133 |
| Army..... | 116 | 628 | 422 | 51 | .594 | 1,101 |
| Arkansas..... | 112 | 628 | 426 | 40 | .592 | 1,094 |
| Virginia Tech..... | 112 | 626 | 415 | 46 | .597 | 1,087 |
| North Carolina..... | 115 | 624 | 461 | 54 | .572 | 1,139 |
| Minnesota..... | 122 | 623 | 432 | 43 | .587 | 1,098 |
| Clemson..... | 110 | 608 | 417 | 45 | .589 | 1,070 |
| Navy..... | 125 | 607 | 502 | 57 | .545 | 1,166 |

| Team | Yrs. | Won | Lost | Tied | Pct. | Total Games |
|----------------------------|------|-----|------|------|------|-------------|
| Florida..... | 99 | 606 | 367 | 40 | .618 | 1,013 |
| Virginia..... | 116 | 592 | 515 | 48 | .533 | 1,155 |
| Michigan St..... | 109 | 590 | 400 | 44 | .592 | 1,034 |
| Mississippi..... | 111 | 590 | 443 | 35 | .569 | 1,068 |
| California#..... | 110 | 588 | 460 | 51 | .558 | 1,099 |
| Boston College..... | 107 | 579 | 412 | 36 | .581 | 1,027 |
| Maryland..... | 113 | 576 | 505 | 42 | .532 | 1,123 |
| Wisconsin..... | 116 | 575 | 451 | 53 | .557 | 1,079 |
| Missouri..... | 115 | 569 | 501 | 52 | .530 | 1,122 |
| Rutgers..... | 136 | 569 | 578 | 42 | .496 | 1,189 |
| Utah..... | 112 | 564 | 408 | 31 | .578 | 1,003 |
| Purdue..... | 118 | 550 | 468 | 48 | .538 | 1,066 |
| Illinois..... | 115 | 547 | 492 | 50 | .525 | 1,089 |
| Iowa..... | 117 | 546 | 493 | 39 | .525 | 1,078 |
| Stanford..... | 99 | 542 | 401 | 49 | .571 | 992 |
| Vanderbilt..... | 116 | 538 | 526 | 50 | .505 | 1,114 |
| Kentucky..... | 115 | 537 | 536 | 44 | .500 | 1,117 |
| Kansas..... | 116 | 536 | 531 | 58 | .502 | 1,125 |
| Central Mich..... | 105 | 532 | 338 | 36 | .607 | 906 |
| Oregon..... | 110 | 532 | 451 | 46 | .539 | 1,029 |
| TCU..... | 109 | 527 | 502 | 57 | .512 | 1,086 |
| Miami (Fla.)..... | 79 | 525 | 291 | 19 | .640 | 835 |
| Arizona..... | 101 | 525 | 386 | 33 | .574 | 944 |
| Arizona St..... | 93 | 523 | 318 | 24 | .618 | 865 |
| Louisiana Tech (1989)..... | 102 | 523 | 383 | 37 | .574 | 943 |
| UCLA..... | 87 | 521 | 338 | 37 | .602 | 896 |
| Tulsa..... | 101 | 521 | 411 | 27 | .557 | 959 |
| Fresno St..... | 84 | 517 | 344 | 29 | .597 | 890 |
| North Carolina St..... | 114 | 514 | 496 | 55 | .508 | 1,065 |
| Baylor..... | 103 | 510 | 495 | 43 | .507 | 1,048 |
| South Carolina..... | 112 | 508 | 509 | 44 | .500 | 1,061 |
| Southern Miss..... | 89 | 506 | 340 | 26 | .595 | 872 |
| Cincinnati..... | 118 | 505 | 531 | 51 | .488 | 1,087 |
| Marshall (1997)..... | 102 | 497 | 469 | 44 | .514 | 1,010 |
| Middle Tenn. (1999)..... | 89 | 492 | 346 | 28 | .584 | 866 |
| Western Mich..... | 100 | 482 | 376 | 24 | .560 | 882 |
| Hawaii..... | 90 | 479 | 371 | 26 | .562 | 876 |
| Northern Ill..... | 104 | 479 | 428 | 51 | .527 | 958 |
| Washington St..... | 109 | 476 | 463 | 45 | .507 | 984 |
| Oklahoma St..... | 104 | 475 | 500 | 48 | .488 | 1,023 |
| Tulane..... | 112 | 475 | 538 | 38 | .470 | 1,051 |
| Texas Tech..... | 81 | 474 | 378 | 32 | .554 | 884 |
| Iowa St..... | 114 | 473 | 547 | 46 | .465 | 1,066 |
| Mississippi St..... | 106 | 470 | 505 | 39 | .483 | 1,014 |
| Ohio..... | 110 | 469 | 493 | 48 | .488 | 1,010 |
| Akron..... | 105 | 468 | 442 | 36 | .514 | 946 |
| Bowling Green..... | 87 | 465 | 303 | 52 | .599 | 820 |
| Utah St..... | 108 | 465 | 451 | 31 | .507 | 947 |
| San Diego St..... | 83 | 462 | 350 | 32 | .566 | 844 |
| Brigham Young..... | 81 | 462 | 365 | 26 | .557 | 853 |
| Wyoming..... | 109 | 462 | 483 | 28 | .489 | 973 |
| Nevada (1992)..... | 95 | 459 | 401 | 32 | .533 | 892 |
| North Texas (1995)..... | 90 | 459 | 402 | 33 | .532 | 894 |
| Oregon St..... | 109 | 458 | 514 | 50 | .473 | 1,022 |
| Colorado St..... | 107 | 453 | 485 | 33 | .484 | 971 |
| La.-Lafayette..... | 98 | 449 | 477 | 32 | .485 | 958 |
| Northwestern..... | 118 | 447 | 597 | 44 | .431 | 1,088 |
| Toledo..... | 85 | 446 | 362 | 24 | .550 | 832 |
| Duke..... | 93 | 443 | 427 | 31 | .509 | 901 |
| Connecticut (2002)..... | 107 | 443 | 475 | 38 | .483 | 956 |
| Florida St..... | 59 | 436 | 205 | 17 | .676 | 658 |
| Kansas St..... | 110 | 435 | 577 | 42 | .433 | 1,054 |
| SMU..... | 89 | 431 | 448 | 54 | .491 | 933 |
| New Mexico..... | 107 | 431 | 492 | 31 | .468 | 954 |
| Indiana..... | 118 | 424 | 580 | 44 | .426 | 1,048 |
| San Jose St..... | 87 | 423 | 408 | 38 | .509 | 869 |
| Idaho (1996)..... | 108 | 418 | 506 | 25 | .454 | 949 |
| Memphis..... | 90 | 415 | 424 | 32 | .495 | 871 |
| Louisville..... | 87 | 414 | 403 | 17 | .507 | 834 |
| Eastern Mich..... | 113 | 412 | 469 | 46 | .469 | 927 |
| Troy..... | 75 | 409 | 315 | 15 | .564 | 739 |
| Rice..... | 94 | 406 | 520 | 32 | .441 | 958 |
| New Mexico St..... | 110 | 405 | 522 | 32 | .439 | 959 |
| Temple..... | 107 | 393 | 499 | 52 | .444 | 944 |
| Arkansas St. (1992)..... | 91 | 391 | 416 | 37 | .485 | 844 |
| Wake Forest..... | 104 | 379 | 574 | 33 | .401 | 986 |
| Ball St..... | 81 | 376 | 340 | 32 | .524 | 748 |
| East Caro..... | 70 | 352 | 338 | 12 | .510 | 702 |
| UTEP..... | 88 | 340 | 489 | 30 | .413 | 859 |
| Houston..... | 60 | 329 | 308 | 15 | .516 | 652 |
| Buffalo (1999)..... | 92 | 314 | 434 | 29 | .423 | 777 |
| Boise St. (1996)..... | 38 | 304 | 140 | 2 | .684 | 446 |

| Team | Yrs. | Won | Lost | Tied | Pct. | Total Games |
|---------------------------|------|-----|------|------|------|-------------|
| Air Force..... | 50 | 299 | 252 | 13 | .542 | 564 |
| Kent St..... | 83 | 288 | 461 | 28 | .389 | 777 |
| La.-Monroe (1994)..... | 55 | 247 | 326 | 8 | .432 | 581 |
| UNLV..... | 38 | 205 | 217 | 4 | .486 | 426 |
| UCF (1996)..... | 27 | 149 | 146 | 1 | .505 | 296 |
| UAB (1996)..... | 15 | 86 | 77 | 3 | .527 | 166 |
| South Fla. (2000)..... | 9 | 61 | 39 | 0 | .610 | 100 |
| Fla. Atlantic (2006)..... | 5 | 28 | 30 | 0 | .483 | 58 |
| Florida Int'l (2006)..... | 4 | 15 | 29 | 0 | .341 | 44 |

ALPHABETICAL LISTING

| Team | Yrs. | Won | Lost | Tied | Pct. | Total Games |
|----------------------------|------|-----|------|------|------|-------------|
| Air Force..... | 50 | 299 | 252 | 13 | .542 | 564 |
| Akron..... | 105 | 468 | 442 | 36 | .514 | 946 |
| Alabama..... | 111 | 774 | 301 | 43 | .712 | 1,118 |
| UAB (1996)..... | 15 | 86 | 77 | 3 | .527 | 166 |
| Arizona..... | 101 | 525 | 386 | 33 | .574 | 944 |
| Arizona St..... | 93 | 523 | 318 | 24 | .618 | 865 |
| Arkansas..... | 112 | 628 | 426 | 40 | .592 | 1,094 |
| Arkansas St. (1992)..... | 91 | 391 | 416 | 37 | .485 | 844 |
| Army..... | 116 | 628 | 422 | 51 | .594 | 1,101 |
| Auburn..... | 113 | 656 | 382 | 47 | .626 | 1,085 |
| Ball St..... | 81 | 376 | 340 | 32 | .524 | 748 |
| Baylor..... | 103 | 510 | 495 | 43 | .507 | 1,048 |
| Boise St. (1996)..... | 38 | 304 | 140 | 2 | .684 | 446 |
| Boston College..... | 107 | 579 | 412 | 36 | .581 | 1,027 |
| Bowling Green..... | 87 | 465 | 303 | 52 | .599 | 820 |
| Brigham Young..... | 81 | 462 | 365 | 26 | .557 | 853 |
| Buffalo (1999)..... | 92 | 314 | 434 | 29 | .423 | 777 |
| California#..... | 110 | 588 | 460 | 51 | .558 | 1,099 |
| UCF (1996)..... | 27 | 149 | 146 | 1 | .505 | 296 |
| Central Mich..... | 105 | 532 | 338 | 36 | .607 | 906 |
| Cincinnati..... | 118 | 505 | 531 | 51 | .488 | 1,087 |
| Clemson..... | 110 | 608 | 417 | 45 | .589 | 1,070 |
| Colorado..... | 116 | 650 | 402 | 36 | .614 | 1,088 |
| Colorado St..... | 107 | 453 | 485 | 33 | .484 | 971 |
| Connecticut (2002)..... | 107 | 443 | 475 | 38 | .483 | 956 |
| Duke..... | 93 | 443 | 427 | 31 | .509 | 901 |
| East Caro..... | 70 | 352 | 338 | 12 | .510 | 702 |
| Eastern Mich..... | 113 | 412 | 469 | 46 | .469 | 927 |
| Florida..... | 99 | 606 | 367 | 40 | .618 | 1,013 |
| Fla. Atlantic (2006)..... | 5 | 28 | 30 | 0 | .483 | 58 |
| Florida Int'l (2006)..... | 4 | 15 | 29 | 0 | .341 | 44 |
| Florida St..... | 59 | 436 | 205 | 17 | .676 | 658 |
| Fresno St..... | 84 | 517 | 344 | 29 | .597 | 890 |
| Georgia..... | 112 | 693 | 375 | 54 | .642 | 1,122 |
| Georgia Tech..... | 113 | 637 | 431 | 43 | .593 | 1,111 |
| Hawaii..... | 90 | 479 | 371 | 26 | .562 | 876 |
| Houston..... | 60 | 329 | 308 | 15 | .516 | 652 |
| Idaho (1996)..... | 108 | 418 | 506 | 25 | .454 | 949 |
| Illinois..... | 115 | 547 | 492 | 50 | .525 | 1,089 |
| Indiana..... | 118 | 424 | 580 | 44 | .426 | 1,048 |
| Iowa..... | 117 | 546 | 493 | 39 | .525 | 1,078 |
| Iowa St..... | 114 | 473 | 547 | 46 | .465 | 1,066 |
| Kansas..... | 116 | 536 | 531 | 58 | .502 | 1,125 |
| Kansas St..... | 110 | 435 | 577 | 42 | .433 | 1,054 |
| Kent St..... | 83 | 288 | 461 | 28 | .389 | 777 |
| Kentucky..... | 115 | 537 | 536 | 44 | .500 | 1,117 |
| La.-Lafayette..... | 98 | 449 | 477 | 32 | .485 | 958 |
| La.-Monroe (1994)..... | 55 | 247 | 326 | 8 | .432 | 581 |
| LSU..... | 112 | 669 | 374 | 47 | .635 | 1,090 |
| Louisiana Tech (1989)..... | 102 | 523 | 383 | 37 | .574 | 943 |
| Louisville..... | 87 | 414 | 403 | 17 | .507 | 834 |
| Marshall (1997)..... | 102 | 497 | 469 | 44 | .514 | 1,010 |
| Maryland..... | 113 | 576 | 505 | 42 | .532 | 1,123 |
| Memphis..... | 90 | 415 | 424 | 32 | .495 | 871 |
| Miami (Fla.)..... | 79 | 525 | 291 | 19 | .640 | 835 |
| Miami (Ohio)..... | 117 | 639 | 352 | 44 | .639 | 1,035 |
| Michigan..... | 126 | 849 | 280 | 36 | .744 | 1,165 |
| Michigan St..... | 109 | 590 | 400 | 44 | .592 | 1,034 |
| Middle Tenn. (1999)..... | 89 | 492 | 346 | 28 | .584 | 866 |
| Minnesota..... | 122 | 623 | 432 | 43 | .587 | 1,098 |
| Mississippi..... | 111 | 590 | 443 | 35 | .569 | 1,068 |
| Mississippi St..... | 106 | 470 | 505 | 39 | .483 | 1,014 |
| Missouri..... | 115 | 569 | 501 | 52 | .530 | 1,122 |
| Navy..... | 125 | 607 | 502 | 57 | .545 | 1,166 |
| Nebraska..... | 116 | 794 | 321 | 40 | .705 | 1,155 |
| Nevada (1992)..... | 95 | 459 | 401 | 32 | .533 | 892 |
| UNLV..... | 38 | 205 | 217 | 4 | .486 | 426 |
| New Mexico..... | 107 | 431 | 492 | 31 | .468 | 954 |
| New Mexico St..... | 110 | 405 | 522 | 32 | .439 | 959 |
| North Carolina..... | 115 | 624 | 461 | 54 | .572 | 1,139 |

| Team | Yrs. | Won | Lost | Tied | Pct. | Total Games | Team | Yrs. | Won | Lost | Tied | Pct. | Total Games |
|---------------------|------|-----|------|------|------|-------------|----------------|------|-----|------|------|------|-------------|
| North Carolina St. | 114 | 514 | 496 | 55 | .508 | 1,065 | Temple | 107 | 393 | 499 | 52 | .444 | 944 |
| North Texas (1995) | 90 | 459 | 402 | 33 | .532 | 894 | Tennessee | 109 | 752 | 312 | 53 | .697 | 1,117 |
| Northern Ill. | 104 | 479 | 428 | 51 | .527 | 958 | Texas | 113 | 800 | 310 | 33 | .714 | 1,143 |
| Northwestern | 118 | 447 | 597 | 44 | .431 | 1,088 | UTEP | 88 | 340 | 489 | 30 | .413 | 859 |
| Notre Dame | 117 | 811 | 266 | 42 | .744 | 1,119 | Texas A&M | 111 | 639 | 415 | 48 | .602 | 1,102 |
| Ohio | 110 | 469 | 493 | 48 | .488 | 1,010 | TCU | 109 | 526 | 501 | 56 | .512 | 1,083 |
| Ohio St. | 116 | 774 | 300 | 53 | .710 | 1,127 | Texas Tech | 81 | 474 | 378 | 32 | .554 | 884 |
| Oklahoma | 111 | 757 | 289 | 53 | .713 | 1,099 | Toledo | 85 | 446 | 362 | 24 | .550 | 832 |
| Oklahoma St. | 104 | 475 | 500 | 48 | .488 | 1,023 | Troy | 75 | 409 | 315 | 15 | .564 | 739 |
| Oregon | 110 | 532 | 451 | 46 | .539 | 1,029 | Tulane | 112 | 475 | 538 | 38 | .470 | 1,051 |
| Oregon St. | 109 | 458 | 514 | 50 | .473 | 1,022 | Tulsa | 101 | 521 | 411 | 27 | .557 | 959 |
| Penn St. | 119 | 771 | 339 | 41 | .688 | 1,151 | UCLA | 87 | 521 | 338 | 37 | .602 | 896 |
| Pittsburgh | 116 | 633 | 458 | 42 | .577 | 1,133 | Utah | 112 | 564 | 408 | 31 | .578 | 1,003 |
| Purdue | 118 | 550 | 468 | 48 | .538 | 1,066 | Utah St. | 108 | 465 | 451 | 31 | .507 | 947 |
| Rice | 94 | 406 | 520 | 32 | .441 | 958 | Vanderbilt | 116 | 538 | 526 | 50 | .505 | 1,114 |
| Rutgers | 136 | 569 | 578 | 42 | .496 | 1,189 | Virginia | 116 | 592 | 515 | 48 | .533 | 1,155 |
| San Diego St. | 83 | 462 | 350 | 32 | .566 | 844 | Virginia Tech | 112 | 626 | 415 | 46 | .597 | 1,087 |
| San Jose St. | 87 | 423 | 408 | 38 | .509 | 869 | Wake Forest | 104 | 379 | 574 | 33 | .401 | 986 |
| South Carolina | 112 | 508 | 509 | 44 | .500 | 1,061 | Washington | 116 | 641 | 372 | 50 | .627 | 1,063 |
| South Fla. (2000) | 9 | 61 | 39 | 0 | .610 | 100 | Washington St. | 109 | 476 | 463 | 45 | .507 | 984 |
| Southern California | 113 | 732 | 298 | 54 | .700 | 1,084 | West Virginia | 113 | 642 | 438 | 45 | .591 | 1,125 |
| SMU | 89 | 431 | 448 | 54 | .491 | 933 | Western Mich. | 100 | 482 | 376 | 24 | .560 | 882 |
| Southern Miss. | 89 | 506 | 340 | 26 | .595 | 872 | Wisconsin | 116 | 575 | 451 | 53 | .557 | 1,079 |
| Stanford | 99 | 542 | 401 | 49 | .571 | 992 | Wyoming | 109 | 462 | 483 | 28 | .489 | 973 |
| Syracuse | 116 | 665 | 444 | 49 | .595 | 1,158 | | | | | | | |

#1999 record was vacated by action of the NCAA Committee on Infractions.

Records in the 2000s

(2000-01-02-03-04-05, Including Bowls; Year in Parentheses is First Year of Division I-A Active Membership)

BY PERCENTAGE

| Team | 2000 | | 2001 | | 2002 | | 2003 | | 2004 | | 2005 | | Total | | |
|---------------------|------|---|------|---|------|---|------|---|------|---|------|---|-------|------|------|
| | W | L | W | L | W | L | W | L | W | L | W | L | W | Pct. | |
| Miami (Fla.) | 11 | 1 | 12 | 0 | 12 | 1 | 11 | 2 | 9 | 3 | 9 | 3 | 64 | 10 | .865 |
| Oklahoma | 13 | 0 | 11 | 2 | 12 | 2 | 12 | 2 | 12 | 1 | 8 | 4 | 68 | 11 | .861 |
| Texas | 9 | 3 | 11 | 2 | 11 | 2 | 10 | 3 | 11 | 1 | 13 | 0 | 65 | 11 | .855 |
| Boise St. | 10 | 2 | 8 | 4 | 12 | 1 | 13 | 1 | 11 | 1 | 9 | 4 | 63 | 13 | .829 |
| Georgia | 8 | 4 | 8 | 4 | 13 | 1 | 11 | 3 | 10 | 2 | 10 | 3 | 60 | 17 | .779 |
| Southern California | 5 | 7 | 6 | 6 | 11 | 2 | 12 | 1 | 13 | 0 | 12 | 1 | 59 | 17 | .776 |
| Ohio St. | 8 | 4 | 7 | 5 | 14 | 0 | 11 | 2 | 8 | 4 | 10 | 2 | 58 | 17 | .773 |
| LSU | 8 | 4 | 10 | 3 | 8 | 5 | 13 | 1 | 9 | 3 | 11 | 2 | 59 | 18 | .766 |
| Virginia Tech | 11 | 1 | 8 | 3 | 10 | 4 | 8 | 5 | 10 | 3 | 11 | 2 | 58 | 18 | .763 |
| Louisville | 9 | 3 | 11 | 2 | 7 | 6 | 9 | 4 | 11 | 1 | 9 | 3 | 56 | 19 | .747 |
| Toledo | 10 | 1 | 10 | 2 | 9 | 5 | 8 | 4 | 9 | 4 | 9 | 3 | 55 | 19 | .743 |
| TCU | 10 | 2 | 6 | 6 | 10 | 2 | 11 | 2 | 5 | 6 | 11 | 1 | 53 | 19 | .736 |
| Auburn | 9 | 4 | 7 | 5 | 9 | 4 | 8 | 5 | 13 | 0 | 9 | 3 | 55 | 21 | .724 |
| Michigan | 9 | 3 | 8 | 4 | 10 | 3 | 10 | 3 | 9 | 3 | 7 | 5 | 53 | 21 | .716 |
| Florida St. | 11 | 2 | 8 | 4 | 9 | 5 | 10 | 3 | 9 | 3 | 8 | 5 | 55 | 22 | .714 |
| Oregon | 10 | 2 | 11 | 1 | 7 | 6 | 8 | 5 | 5 | 6 | 10 | 2 | 51 | 22 | .699 |
| Florida | 10 | 3 | 10 | 2 | 8 | 5 | 8 | 5 | 7 | 5 | 9 | 3 | 52 | 23 | .693 |
| Tennessee | 8 | 4 | 11 | 2 | 8 | 5 | 10 | 3 | 10 | 3 | 5 | 6 | 52 | 23 | .693 |
| Nebraska | 10 | 2 | 11 | 2 | 7 | 7 | 10 | 3 | 5 | 6 | 8 | 4 | 51 | 24 | .680 |
| Boston College | 7 | 5 | 8 | 4 | 9 | 4 | 8 | 5 | 9 | 3 | 9 | 3 | 50 | 24 | .676 |
| Fresno St. | 7 | 5 | 11 | 3 | 9 | 5 | 9 | 5 | 9 | 3 | 8 | 5 | 53 | 26 | .671 |
| Miami (Ohio) | 6 | 5 | 7 | 5 | 7 | 5 | 13 | 1 | 8 | 5 | 7 | 4 | 48 | 25 | .658 |
| Northern Ill. | 6 | 5 | 6 | 5 | 8 | 4 | 10 | 2 | 9 | 3 | 7 | 5 | 46 | 24 | .657 |
| Utah | 4 | 7 | 8 | 4 | 5 | 6 | 10 | 2 | 12 | 0 | 7 | 5 | 46 | 24 | .657 |
| Iowa | 3 | 9 | 7 | 5 | 11 | 2 | 10 | 3 | 10 | 2 | 7 | 5 | 48 | 26 | .649 |
| Marshall | 8 | 5 | 11 | 2 | 11 | 2 | 8 | 4 | 6 | 6 | 4 | 7 | 48 | 26 | .649 |
| Maryland | 5 | 6 | 10 | 2 | 11 | 3 | 10 | 3 | 5 | 6 | 5 | 6 | 46 | 26 | .639 |
| Bowling Green | 2 | 9 | 8 | 3 | 9 | 3 | 11 | 3 | 9 | 3 | 6 | 5 | 45 | 26 | .634 |
| Kansas St. | 11 | 3 | 6 | 6 | 11 | 2 | 11 | 4 | 4 | 7 | 5 | 6 | 48 | 28 | .632 |
| Texas Tech | 7 | 6 | 7 | 5 | 9 | 5 | 8 | 5 | 8 | 4 | 9 | 3 | 48 | 28 | .632 |
| Clemson | 9 | 3 | 7 | 5 | 7 | 6 | 9 | 4 | 6 | 5 | 8 | 4 | 46 | 27 | .630 |
| West Virginia | 7 | 5 | 3 | 8 | 9 | 4 | 8 | 5 | 8 | 4 | 11 | 1 | 46 | 27 | .630 |
| Wisconsin | 9 | 4 | 5 | 7 | 8 | 6 | 7 | 6 | 9 | 3 | 10 | 3 | 48 | 29 | .623 |
| North Carolina St. | 8 | 4 | 7 | 5 | 11 | 3 | 8 | 5 | 5 | 6 | 7 | 5 | 46 | 28 | .622 |
| South Fla. | 7 | 4 | 8 | 3 | 9 | 2 | 7 | 4 | 4 | 7 | 6 | 6 | 41 | 26 | .612 |
| Notre Dame | 9 | 3 | 5 | 6 | 10 | 3 | 5 | 7 | 6 | 6 | 9 | 3 | 44 | 28 | .611 |
| Oregon St. | 11 | 1 | 5 | 6 | 8 | 5 | 8 | 5 | 7 | 5 | 5 | 6 | 44 | 28 | .611 |
| Washington St. | 4 | 7 | 10 | 2 | 10 | 3 | 10 | 3 | 5 | 6 | 4 | 7 | 43 | 28 | .606 |
| Pittsburgh | 7 | 5 | 7 | 5 | 9 | 4 | 8 | 5 | 8 | 4 | 5 | 6 | 44 | 29 | .603 |
| Southern Miss. | 8 | 4 | 6 | 5 | 7 | 6 | 9 | 4 | 7 | 5 | 7 | 5 | 44 | 29 | .603 |
| Georgia Tech | 9 | 3 | 8 | 5 | 7 | 6 | 7 | 6 | 7 | 5 | 7 | 5 | 45 | 30 | .600 |
| Colorado St. | 10 | 2 | 7 | 5 | 10 | 4 | 7 | 6 | 4 | 7 | 6 | 6 | 44 | 30 | .595 |
| UCLA | 6 | 6 | 7 | 4 | 8 | 5 | 6 | 7 | 6 | 6 | 10 | 2 | 43 | 30 | .589 |
| Minnesota | 6 | 6 | 4 | 7 | 8 | 5 | 10 | 3 | 7 | 5 | 7 | 5 | 42 | 31 | .575 |
| Purdue | 8 | 4 | 6 | 6 | 7 | 6 | 9 | 4 | 7 | 5 | 5 | 6 | 42 | 31 | .575 |

| Team | 2000 | | 2001 | | 2002 | | 2003 | | 2004 | | 2005 | | Total | | Pct. |
|---------------------------|------|----|------|----|------|----|------|----|------|----|------|----|-------|----|------|
| | W | L | W | L | W | L | W | L | W | L | W | L | W | L | |
| Virginia..... | 6 | 6 | 5 | 7 | 9 | 5 | 8 | 5 | 8 | 4 | 7 | 5 | 43 | 32 | .573 |
| Hawaii..... | 3 | 9 | 9 | 3 | 10 | 4 | 9 | 5 | 8 | 5 | 5 | 7 | 44 | 33 | .571 |
| South Carolina..... | 8 | 4 | 9 | 3 | 5 | 7 | 5 | 7 | 6 | 5 | 7 | 5 | 40 | 31 | .563 |
| Colorado..... | 3 | 8 | 10 | 3 | 9 | 5 | 5 | 7 | 8 | 5 | 7 | 6 | 42 | 34 | .553 |
| Air Force..... | 9 | 3 | 6 | 6 | 8 | 5 | 7 | 5 | 5 | 6 | 4 | 7 | 39 | 32 | .549 |
| Alabama..... | 3 | 8 | 7 | 5 | 10 | 3 | 4 | 9 | 6 | 6 | 10 | 2 | 40 | 33 | .548 |
| Arkansas..... | 6 | 6 | 7 | 5 | 9 | 5 | 9 | 4 | 5 | 6 | 4 | 7 | 40 | 33 | .548 |
| Mississippi..... | 7 | 5 | 7 | 4 | 7 | 6 | 10 | 3 | 4 | 7 | 3 | 8 | 38 | 33 | .535 |
| Arizona St..... | 6 | 6 | 4 | 7 | 8 | 6 | 5 | 7 | 9 | 3 | 7 | 5 | 39 | 34 | .534 |
| New Mexico..... | 5 | 7 | 6 | 5 | 7 | 7 | 8 | 5 | 7 | 5 | 6 | 5 | 39 | 34 | .534 |
| Troy..... | 9 | 3 | 7 | 4 | 4 | 8 | 6 | 6 | 6 | 6 | 4 | 7 | 37 | 33 | .529 |
| Iowa St..... | 9 | 3 | 7 | 5 | 7 | 7 | 2 | 10 | 7 | 5 | 7 | 5 | 39 | 35 | .527 |
| Penn St..... | 5 | 7 | 5 | 6 | 9 | 4 | 3 | 9 | 4 | 7 | 11 | 1 | 37 | 34 | .521 |
| Texas A&M..... | 7 | 5 | 8 | 4 | 6 | 6 | 4 | 8 | 7 | 5 | 5 | 6 | 37 | 34 | .521 |
| Brigham Young..... | 6 | 6 | 12 | 2 | 5 | 7 | 4 | 8 | 5 | 6 | 6 | 6 | 38 | 35 | .521 |
| California..... | 3 | 8 | 1 | 10 | 7 | 5 | 8 | 6 | 10 | 2 | 8 | 4 | 37 | 35 | .514 |
| UAB..... | 7 | 4 | 6 | 5 | 5 | 7 | 5 | 7 | 7 | 5 | 5 | 6 | 35 | 34 | .507 |
| Memphis..... | 4 | 7 | 5 | 6 | 3 | 9 | 9 | 4 | 8 | 4 | 7 | 5 | 36 | 35 | .507 |
| Cincinnati..... | 7 | 5 | 7 | 5 | 7 | 7 | 5 | 7 | 7 | 5 | 4 | 7 | 37 | 36 | .507 |
| Oklahoma St..... | 3 | 8 | 4 | 7 | 8 | 5 | 9 | 4 | 7 | 5 | 4 | 7 | 35 | 36 | .493 |
| Washington..... | 11 | 1 | 8 | 4 | 7 | 6 | 6 | 6 | 1 | 10 | 2 | 9 | 35 | 36 | .493 |
| Akron..... | 6 | 5 | 4 | 7 | 4 | 8 | 7 | 5 | 6 | 5 | 7 | 6 | 34 | 36 | .486 |
| Fla. Atlantic (2006)..... | - | - | 4 | 6 | 2 | 9 | 11 | 3 | 9 | 3 | 2 | 9 | 28 | 30 | .483 |
| Michigan St..... | 5 | 6 | 7 | 5 | 4 | 8 | 8 | 5 | 5 | 7 | 5 | 6 | 34 | 37 | .479 |
| Connecticut (2002)..... | 3 | 8 | 2 | 9 | 6 | 6 | 9 | 3 | 8 | 4 | 5 | 6 | 33 | 36 | .478 |
| North Texas..... | 3 | 8 | 5 | 7 | 8 | 5 | 9 | 4 | 7 | 5 | 2 | 9 | 34 | 38 | .472 |
| Northwestern..... | 8 | 4 | 4 | 7 | 3 | 9 | 6 | 7 | 6 | 6 | 7 | 5 | 34 | 38 | .472 |
| Syracuse..... | 6 | 5 | 10 | 3 | 4 | 8 | 6 | 6 | 6 | 6 | 1 | 10 | 33 | 38 | .465 |
| Missouri..... | 3 | 8 | 4 | 7 | 5 | 7 | 8 | 5 | 5 | 6 | 7 | 5 | 32 | 38 | .457 |
| Middle Tenn..... | 6 | 5 | 8 | 3 | 4 | 8 | 4 | 8 | 5 | 6 | 4 | 7 | 31 | 37 | .456 |
| Louisiana Tech..... | 3 | 9 | 7 | 5 | 4 | 8 | 5 | 7 | 6 | 6 | 7 | 4 | 32 | 39 | .451 |
| Western Mich..... | 9 | 3 | 5 | 6 | 4 | 8 | 5 | 7 | 1 | 10 | 7 | 4 | 31 | 38 | .449 |
| UCF..... | 7 | 4 | 6 | 5 | 7 | 5 | 3 | 9 | 0 | 11 | 8 | 5 | 31 | 39 | .443 |
| Stanford..... | 5 | 6 | 9 | 3 | 2 | 9 | 4 | 7 | 4 | 7 | 5 | 6 | 29 | 38 | .433 |
| Nevada..... | 2 | 10 | 3 | 8 | 5 | 7 | 6 | 6 | 5 | 7 | 9 | 3 | 30 | 41 | .423 |
| North Carolina..... | 6 | 5 | 8 | 5 | 3 | 9 | 2 | 10 | 6 | 6 | 5 | 6 | 30 | 41 | .423 |
| UTEP..... | 8 | 4 | 2 | 9 | 2 | 10 | 2 | 11 | 8 | 4 | 8 | 4 | 30 | 42 | .417 |
| Navy..... | 1 | 10 | 0 | 10 | 2 | 10 | 8 | 5 | 10 | 2 | 8 | 4 | 29 | 41 | .414 |
| Tulane..... | 6 | 5 | 3 | 9 | 8 | 5 | 5 | 7 | 5 | 6 | 2 | 9 | 29 | 41 | .414 |
| Wake Forest..... | 2 | 9 | 6 | 5 | 7 | 6 | 5 | 7 | 4 | 7 | 4 | 7 | 28 | 41 | .406 |
| UNLV..... | 8 | 5 | 4 | 7 | 5 | 7 | 6 | 6 | 2 | 9 | 2 | 9 | 27 | 43 | .386 |
| Tulsa..... | 5 | 7 | 1 | 10 | 1 | 11 | 8 | 5 | 4 | 8 | 9 | 4 | 28 | 45 | .384 |
| Ball St..... | 5 | 6 | 5 | 6 | 6 | 6 | 4 | 8 | 2 | 9 | 4 | 7 | 26 | 42 | .382 |
| Illinois..... | 5 | 6 | 10 | 2 | 5 | 7 | 1 | 11 | 3 | 8 | 2 | 9 | 26 | 43 | .377 |
| East Caro..... | 8 | 4 | 6 | 6 | 4 | 8 | 1 | 11 | 2 | 9 | 5 | 6 | 26 | 44 | .371 |
| Kansas..... | 4 | 7 | 3 | 8 | 2 | 10 | 6 | 7 | 4 | 7 | 7 | 5 | 26 | 44 | .371 |
| San Diego St..... | 3 | 8 | 3 | 8 | 4 | 9 | 6 | 6 | 4 | 7 | 5 | 7 | 25 | 45 | .357 |
| Rice..... | 3 | 8 | 8 | 4 | 4 | 7 | 5 | 7 | 3 | 8 | 1 | 10 | 24 | 44 | .353 |
| Houston..... | 3 | 8 | 0 | 11 | 5 | 7 | 7 | 6 | 3 | 8 | 6 | 6 | 24 | 46 | .343 |
| San Jose St..... | 7 | 5 | 3 | 9 | 6 | 7 | 3 | 8 | 2 | 9 | 3 | 8 | 24 | 46 | .343 |
| Florida Int'l (2006)..... | - | - | - | - | 5 | 6 | 2 | 10 | 3 | 7 | 5 | 6 | 15 | 29 | .341 |
| Arkansas St..... | 1 | 10 | 2 | 9 | 6 | 7 | 5 | 7 | 3 | 8 | 6 | 6 | 23 | 47 | .329 |
| New Mexico St..... | 3 | 8 | 5 | 7 | 7 | 5 | 3 | 9 | 5 | 6 | 0 | 12 | 23 | 47 | .329 |
| Utah St..... | 5 | 6 | 4 | 7 | 4 | 7 | 3 | 9 | 3 | 8 | 3 | 8 | 22 | 45 | .328 |
| Arizona..... | 5 | 6 | 5 | 6 | 4 | 8 | 2 | 10 | 3 | 8 | 3 | 8 | 22 | 46 | .324 |
| Central Mich..... | 2 | 9 | 3 | 8 | 4 | 8 | 3 | 9 | 4 | 7 | 6 | 5 | 22 | 46 | .324 |
| Ohio..... | 7 | 4 | 1 | 10 | 4 | 8 | 2 | 10 | 4 | 7 | 4 | 7 | 22 | 46 | .324 |
| Mississippi St..... | 8 | 4 | 3 | 8 | 3 | 9 | 2 | 10 | 3 | 8 | 3 | 8 | 22 | 47 | .319 |
| Rutgers..... | 3 | 8 | 2 | 9 | 1 | 11 | 5 | 7 | 4 | 7 | 7 | 5 | 22 | 47 | .319 |
| Kent St..... | 1 | 10 | 6 | 5 | 3 | 9 | 5 | 7 | 5 | 6 | 1 | 10 | 21 | 47 | .309 |
| La.-Lafayette..... | 1 | 10 | 3 | 8 | 3 | 9 | 4 | 8 | 4 | 7 | 6 | 5 | 21 | 47 | .309 |
| Indiana..... | 3 | 8 | 5 | 6 | 3 | 9 | 2 | 10 | 3 | 8 | 4 | 7 | 20 | 48 | .294 |
| Kentucky..... | 2 | 9 | 2 | 9 | 7 | 5 | 4 | 8 | 2 | 9 | 3 | 8 | 20 | 48 | .294 |
| Wyoming..... | 1 | 10 | 2 | 9 | 2 | 10 | 4 | 8 | 7 | 5 | 4 | 7 | 20 | 49 | .290 |
| Baylor..... | 2 | 9 | 3 | 8 | 3 | 9 | 3 | 9 | 3 | 8 | 5 | 6 | 19 | 49 | .279 |
| Eastern Mich..... | 3 | 8 | 2 | 9 | 3 | 9 | 3 | 9 | 4 | 7 | 4 | 7 | 19 | 49 | .279 |
| SMU..... | 3 | 9 | 4 | 7 | 3 | 9 | 0 | 12 | 3 | 8 | 5 | 6 | 18 | 51 | .261 |
| La.-Monroe..... | 1 | 10 | 2 | 9 | 3 | 9 | 1 | 11 | 5 | 6 | 5 | 6 | 17 | 51 | .250 |
| Vanderbilt..... | 3 | 8 | 2 | 9 | 2 | 10 | 2 | 10 | 2 | 9 | 5 | 6 | 16 | 52 | .235 |
| Idaho..... | 5 | 6 | 1 | 10 | 2 | 10 | 3 | 9 | 3 | 9 | 2 | 9 | 16 | 53 | .232 |
| Temple..... | 4 | 7 | 4 | 7 | 4 | 8 | 1 | 11 | 2 | 9 | 0 | 11 | 15 | 53 | .221 |
| Army..... | 1 | 10 | 3 | 8 | 1 | 11 | 0 | 13 | 2 | 9 | 4 | 7 | 11 | 58 | .159 |
| Buffalo..... | 2 | 9 | 3 | 8 | 1 | 11 | 1 | 11 | 2 | 9 | 1 | 10 | 10 | 58 | .147 |
| Duke..... | 0 | 11 | 0 | 11 | 2 | 10 | 4 | 8 | 2 | 9 | 1 | 10 | 9 | 59 | .132 |

BY VICTORIES

| Team | Wins |
|--------------------------|------|
| Oklahoma..... | 68 |
| Texas..... | 65 |
| Miami (Fla.)..... | 64 |
| Boise St..... | 63 |
| Georgia..... | 60 |
| LSU..... | 59 |
| Southern California..... | 59 |
| Ohio St..... | 58 |
| Virginia Tech..... | 58 |
| Louisville..... | 56 |
| Auburn..... | 55 |
| Florida St..... | 55 |
| Toledo..... | 55 |
| Fresno St..... | 53 |
| Michigan..... | 53 |
| TCU..... | 53 |
| Florida..... | 52 |
| Tennessee..... | 52 |
| Nebraska..... | 51 |
| Oregon..... | 51 |
| Boston College..... | 50 |
| Iowa..... | 48 |
| Kansas St..... | 48 |
| Marshall..... | 48 |
| Miami (Ohio)..... | 48 |
| Texas Tech..... | 48 |
| Wisconsin..... | 48 |
| Northern Ill..... | 46 |
| Clemson..... | 46 |
| Maryland..... | 46 |

| Team | Wins |
|------------------------|------|
| North Carolina St..... | 46 |
| Utah..... | 46 |
| West Virginia..... | 46 |
| Bowling Green..... | 45 |
| Georgia Tech..... | 45 |
| Colorado St..... | 44 |
| Hawaii..... | 44 |
| Notre Dame..... | 44 |
| Oregon St..... | 44 |
| Pittsburgh..... | 44 |
| Southern Miss..... | 44 |
| UCLA..... | 43 |
| Virginia..... | 43 |
| Washington St..... | 43 |
| Colorado..... | 42 |
| Minnesota..... | 42 |
| Purdue..... | 42 |
| South Fla..... | 41 |
| Alabama..... | 40 |
| Arkansas..... | 40 |
| South Carolina..... | 40 |
| Air Force..... | 39 |
| Arizona St..... | 39 |
| Iowa St..... | 39 |
| New Mexico..... | 39 |
| Brigham Young..... | 38 |
| Mississippi..... | 38 |
| California..... | 37 |
| Cincinnati..... | 37 |
| Penn St..... | 37 |

| Team | Wins |
|---------------------------|------|
| Texas A&M..... | 37 |
| Troy..... | 37 |
| Memphis..... | 36 |
| UAB..... | 35 |
| Oklahoma St..... | 35 |
| Washington..... | 35 |
| Akron..... | 34 |
| Michigan St..... | 34 |
| North Texas..... | 34 |
| Northwestern..... | 34 |
| Connecticut (2002)..... | 33 |
| Syracuse..... | 33 |
| Louisiana Tech..... | 32 |
| Missouri..... | 32 |
| UCF..... | 31 |
| Middle Tenn..... | 31 |
| Western Mich..... | 31 |
| Nevada..... | 30 |
| North Carolina..... | 30 |
| UTEP..... | 30 |
| Navy..... | 29 |
| Stanford..... | 29 |
| Tulane..... | 29 |
| Fla. Atlantic (2006)..... | 28 |
| Tulsa..... | 28 |
| Wake Forest..... | 28 |
| UNLV..... | 27 |
| Ball St..... | 26 |
| East Caro..... | 26 |
| Illinois..... | 26 |

| Team | Wins |
|---------------------------|------|
| Kansas..... | 26 |
| San Diego St..... | 25 |
| Houston..... | 24 |
| Rice..... | 24 |
| San Jose St..... | 24 |
| Arkansas St..... | 23 |
| New Mexico St..... | 23 |
| Arizona..... | 22 |
| Central Mich..... | 22 |
| Mississippi St..... | 22 |
| Ohio..... | 22 |
| Rutgers..... | 22 |
| Utah St..... | 22 |
| Kent St..... | 21 |
| La-Lafayette..... | 21 |
| Indiana..... | 20 |
| Kentucky..... | 20 |
| Wyoming..... | 20 |
| Baylor..... | 19 |
| Eastern Mich..... | 19 |
| SMU..... | 18 |
| La-Monroe..... | 17 |
| Idaho..... | 16 |
| Vanderbilt..... | 16 |
| Florida Int'l (2006)..... | 15 |
| Temple..... | 15 |
| Army..... | 11 |
| Buffalo..... | 10 |
| Duke..... | 9 |

Records in the 1990s

(1990-91-92-93-94-95-96-97-98-99, Including Bowls and Playoffs; Tie-breaker Began 1996)

BY PERCENTAGE

| Team | W-L-T | *Pct. |
|---------------------|----------|-------|
| Florida St..... | 109-13-1 | .890 |
| Nebraska..... | 108-16-1 | .868 |
| Marshall..... | 114-25-0 | .820 |
| Florida..... | 102-22-1 | .820 |
| Tennessee..... | 99-22-2 | .813 |
| Penn St..... | 97-26-0 | .789 |
| Michigan..... | 93-26-3 | .775 |
| Miami (Fla.)..... | 92-27-0 | .773 |
| Texas A&M..... | 94-28-2 | .766 |
| Ohio St..... | 91-29-3 | .752 |
| Colorado..... | 87-29-4 | .742 |
| Kansas St..... | 87-30-1 | .742 |
| Notre Dame..... | 84-35-2 | .702 |
| Washington..... | 82-35-1 | .699 |
| Syracuse..... | 82-35-3 | .696 |
| Brigham Young..... | 86-39-2 | .685 |
| Alabama..... | 83-40-0 | .675 |
| Nevada..... | 80-39-0 | .672 |
| North Carolina..... | 78-39-1 | .665 |
| Virginia Tech..... | 77-39-1 | .662 |
| Virginia..... | 78-40-1 | .660 |
| Idaho..... | 77-41-0 | .653 |
| Toledo..... | 72-38-3 | .650 |
| Air Force..... | 78-44-0 | .639 |
| Auburn..... | 72-40-3 | .639 |
| Georgia..... | 72-43-1 | .625 |
| Texas..... | 74-44-2 | .625 |
| Colorado St..... | 74-46-0 | .617 |
| Miami (Ohio)..... | 65-40-5 | .614 |
| Utah..... | 71-46-0 | .607 |
| Arizona..... | 71-46-1 | .606 |
| Wisconsin..... | 69-45-4 | .602 |
| UCLA..... | 69-46-0 | .600 |
| Wyoming..... | 70-47-1 | .597 |
| Middle Tenn..... | 68-46-1 | .596 |
| Western Mich..... | 65-44-2 | .595 |
| Clemson..... | 69-47-1 | .594 |
| Oregon..... | 70-48-0 | .593 |
| UCF..... | 67-46-0 | .593 |
| Southern Miss..... | 67-46-1 | .592 |

| Team | W-L-T | *Pct. |
|--------------------------|---------|-------|
| East Caro..... | 67-47-0 | .588 |
| Mississippi..... | 67-48-0 | .583 |
| Southern California..... | 68-49-4 | .579 |
| Fresno St..... | 68-50-2 | .575 |
| Georgia Tech..... | 66-49-1 | .573 |
| West Virginia..... | 65-49-2 | .569 |
| Bowling Green..... | 61-46-4 | .568 |
| North Carolina St..... | 66-51-1 | .564 |
| Mississippi St..... | 64-50-2 | .560 |
| Boise St..... | 67-53-0 | .558 |
| Louisiana Tech..... | 61-48-3 | .558 |
| Arizona St..... | 62-51-0 | .549 |
| Oklahoma..... | 61-51-3 | .543 |
| San Diego St..... | 62-52-2 | .543 |
| UAB..... | 51-43-2 | .542 |
| Texas Tech..... | 62-53-0 | .539 |
| Iowa..... | 62-53-2 | .538 |
| Michigan St..... | 62-53-2 | .538 |
| Stanford..... | 60-54-2 | .526 |
| Louisville..... | 59-54-1 | .522 |
| La-Monroe..... | 58-56-1 | .509 |
| Central Mich..... | 54-53-5 | .504 |
| Boston College..... | 57-57-2 | .500 |
| Kansas..... | 56-57-1 | .496 |
| Arkansas..... | 55-58-2 | .487 |
| California..... | 55-59-1 | .483 |
| LSU..... | 54-58-1 | .482 |
| Rice..... | 52-57-1 | .477 |
| Ball St..... | 52-58-2 | .473 |
| Washington St..... | 53-61-0 | .465 |
| TCU..... | 51-61-1 | .456 |
| Army..... | 50-60-1 | .455 |
| Illinois..... | 50-63-2 | .443 |
| Baylor..... | 49-63-1 | .438 |
| Utah St..... | 48-63-1 | .433 |
| Purdue..... | 47-64-3 | .425 |
| Indiana..... | 47-64-2 | .425 |
| Memphis..... | 45-64-1 | .414 |
| Hawaii..... | 49-71-2 | .410 |
| San Jose St..... | 44-66-2 | .402 |

| Team | W-L-T | *Pct. |
|---------------------|---------|-------|
| Missouri..... | 43-67-3 | .394 |
| Cincinnati..... | 43-67-1 | .392 |
| South Carolina..... | 42-66-3 | .392 |
| Kentucky..... | 44-69-0 | .389 |
| New Mexico..... | 45-71-0 | .388 |
| Navy..... | 43-69-0 | .384 |
| Houston..... | 42-68-1 | .383 |
| Northwestern..... | 43-70-1 | .382 |
| Oklahoma St..... | 41-68-3 | .379 |
| Akron..... | 40-68-2 | .373 |
| North Texas..... | 40-69-2 | .369 |
| Tulsa..... | 40-70-1 | .365 |
| La-Lafayette..... | 39-70-1 | .359 |
| Minnesota..... | 40-72-0 | .357 |
| Maryland..... | 38-72-1 | .347 |
| Rutgers..... | 37-72-1 | .341 |
| Tulane..... | 38-74-0 | .339 |

*Ties counted as half won and half lost.

BY VICTORIES

| Team | Wins |
|---------------------|------|
| Marshall..... | 114 |
| Florida St..... | 109 |
| Nebraska..... | 108 |
| Florida..... | 102 |
| Tennessee..... | 99 |
| Penn St..... | 97 |
| Texas A&M..... | 94 |
| Michigan..... | 93 |
| Miami (Fla.)..... | 92 |
| Ohio St..... | 91 |
| Colorado..... | 87 |
| Kansas St..... | 87 |
| Brigham Young..... | 86 |
| Notre Dame..... | 84 |
| Alabama..... | 83 |
| Syracuse..... | 82 |
| Washington..... | 82 |
| Nevada..... | 80 |
| Air Force..... | 78 |
| North Carolina..... | 78 |
| Virginia..... | 78 |
| Idaho..... | 77 |
| Virginia Tech..... | 77 |
| Colorado St..... | 74 |
| Texas..... | 74 |

| Team | W-L-T | *Pct. |
|--------------------|---------|-------|
| Wake Forest..... | 38-74-0 | .339 |
| Pittsburgh..... | 37-74-1 | .335 |
| Eastern Mich..... | 35-74-1 | .323 |
| Ohio..... | 34-74-3 | .320 |
| Vanderbilt..... | 34-76-0 | .309 |
| Duke..... | 33-77-1 | .302 |
| New Mexico St..... | 33-77-0 | .300 |
| SMU..... | 31-76-3 | .295 |
| UNLV..... | 33-79-0 | .295 |
| Northern Ill..... | 32-78-0 | .291 |
| Buffalo..... | 30-77-0 | .280 |
| Oregon St..... | 29-81-1 | .266 |
| Arkansas St..... | 28-80-2 | .264 |
| Iowa St..... | 27-80-3 | .259 |
| UTEP..... | 28-84-2 | .254 |
| Temple..... | 22-88-0 | .200 |
| Kent St..... | 15-94-1 | .141 |

| Team | Wins |
|--------------------------|------|
| Auburn..... | 72 |
| Georgia..... | 72 |
| Toledo..... | 72 |
| Arizona..... | 71 |
| Utah..... | 71 |
| Oregon..... | 70 |
| Wyoming..... | 70 |
| Clemson..... | 69 |
| UCLA..... | 69 |
| Wisconsin..... | 69 |
| Fresno St..... | 68 |
| Middle Tenn..... | 68 |
| Southern California..... | 68 |
| Boise St..... | 67 |
| UCF..... | 67 |
| East Caro..... | 67 |
| Mississippi..... | 67 |
| Southern Miss..... | 67 |
| Georgia Tech..... | 66 |
| North Carolina St..... | 66 |
| Miami (Ohio)..... | 65 |
| West Virginia..... | 65 |
| Western Mich..... | 65 |
| Mississippi St..... | 64 |
| Arizona St..... | 62 |

| Team | Wins | Team | Wins |
|---------------------|------|---------------------|------|
| Iowa..... | 62 | Cincinnati..... | 43 |
| Michigan St..... | 62 | Missouri..... | 43 |
| San Diego St..... | 62 | Navy..... | 43 |
| Texas Tech..... | 62 | Northwestern..... | 43 |
| Bowling Green..... | 61 | Houston..... | 42 |
| Louisiana Tech..... | 61 | South Carolina..... | 42 |
| Oklahoma..... | 61 | Oklahoma St..... | 41 |
| Stanford..... | 60 | Akron..... | 40 |
| Louisville..... | 59 | Minnesota..... | 40 |
| La.-Monroe..... | 58 | North Texas..... | 40 |
| Boston College..... | 57 | Tulsa..... | 40 |
| Kansas..... | 56 | La.-Lafayette..... | 39 |
| Arkansas..... | 55 | Maryland..... | 38 |
| California..... | 55 | Tulane..... | 38 |
| Central Mich..... | 54 | Wake Forest..... | 38 |
| LSU..... | 54 | Pittsburgh..... | 37 |
| Washington St..... | 53 | Rutgers..... | 37 |
| Ball St..... | 52 | Eastern Mich..... | 35 |
| Rice..... | 52 | Ohio..... | 34 |
| UAB..... | 51 | Vanderbilt..... | 34 |
| TCU..... | 51 | Duke..... | 33 |
| Army..... | 50 | UNLV..... | 33 |
| Illinois..... | 50 | New Mexico St..... | 33 |
| Baylor..... | 49 | Northern Ill..... | 32 |
| Hawaii..... | 49 | SMU..... | 31 |
| Utah St..... | 48 | Buffalo..... | 30 |
| Indiana..... | 47 | Oregon St..... | 29 |
| Purdue..... | 47 | Arkansas St..... | 28 |
| Memphis..... | 45 | UTEP..... | 28 |
| New Mexico..... | 45 | Iowa St..... | 27 |
| Kentucky..... | 44 | Temple..... | 22 |
| San Jose St..... | 44 | Kent St..... | 15 |

Winningest Teams by Decade

(By Percentage; Bowls and Playoffs Included, Unless Noted)

1980-89

| Rank | Team | W-L-T | Pct.† | Rank | Team | W-L-T | Pct.† |
|------|-------------------|----------|-------|------|--------------------------|---------|-------|
| 1. | Nebraska..... | 103-20-0 | .837 | 11. | Alabama..... | 85-32-2 | .723 |
| 2. | Miami (Fla.)..... | 98-20-0 | .831 | 12. | Arkansas..... | 85-32-2 | .723 |
| 3. | Brigham Young .. | 102-26-0 | .797 | 13. | UCLA..... | 81-30-6 | .718 |
| 4. | Oklahoma..... | 91-25-2 | .780 | 14. | Washington..... | 83-33-1 | .714 |
| 5. | Clemson..... | 86-25-4 | .765 | 15. | Fresno St..... | 80-34-1 | .700 |
| 6. | Penn St..... | 89-27-2 | .763 | 16. | Ohio St..... | 82-35-2 | .697 |
| 7. | Georgia..... | 88-27-4 | .756 | 17. | SMU..... | 63-28-1 | .690 |
| 8. | Florida St..... | 87-28-3 | .750 | 18. | Southern California..... | 78-35-3 | .685 |
| | Michigan..... | 89-29-2 | .750 | 19. | Florida..... | 76-37-3 | .668 |
| 10. | Auburn..... | 86-31-1 | .733 | 20. | Arizona St..... | 73-36-4 | .664 |

1970-79

| Rank | Team | W-L-T | Pct.† | Rank | Team | W-L-T | Pct.† |
|------|--------------------------|----------|-------|------|---------------------|---------|-------|
| 1. | Oklahoma..... | 102-13-3 | .877 | 11. | Arizona St..... | 90-28-0 | .763 |
| 2. | Alabama..... | 103-16-1 | .863 | 12. | Yale@..... | 67-21-2 | .756 |
| 3. | Michigan..... | 96-16-3 | .848 | 13. | San Diego St..... | 82-26-2 | .755 |
| 4. | Tennessee St..... | 85-17-2 | .827 | 14. | Miami (Ohio)..... | 80-26-2 | .750 |
| 5. | Nebraska..... | 98-20-4 | .820 | 15. | Central Mich..... | 80-27-3 | .741 |
| 6. | Penn St..... | 96-22-0 | .814 | 16. | Arkansas..... | 79-31-5 | .709 |
| 7. | Ohio St..... | 91-20-3 | .811 | 17. | Houston..... | 80-33-2 | .704 |
| 8. | Notre Dame..... | 91-22-0 | .805 | 18. | Louisiana Tech..... | 77-34-2 | .690 |
| 9. | Southern California..... | 93-21-5 | .803 | 19. | McNeese St.@..... | 75-33-4 | .688 |
| 10. | Texas..... | 88-26-1 | .770 | 20. | Dartmouth@..... | 60-27-3 | .683 |

1960-69

(By Percentage; Bowls and Playoffs Not Included)

| Rank | Team | W-L-T | Pct.† | Rank | Team | W-L-T | Pct.† |
|------|--------------------------|---------|-------|------|-------------------|---------|-------|
| 1. | Alabama..... | 85-12-3 | .865 | 12. | Arizona St..... | 72-26-1 | .732 |
| 2. | Texas..... | 80-18-2 | .810 | 13. | LSU..... | 70-25-5 | .725 |
| 3. | Arkansas..... | 80-19-1 | .805 | | Nebraska..... | 72-27-1 | .725 |
| 4. | Mississippi..... | 72-20-6 | .765 | 15. | Wyoming..... | 69-26-4 | .717 |
| | Southern California..... | 73-23-4 | .750 | 16. | Princeton@..... | 64-26-0 | .711 |
| 5. | Bowling Green..... | 71-22-2 | .758 | 17. | Utah St..... | 68-29-3 | .695 |
| 6. | Dartmouth@..... | 68-22-0 | .756 | 18. | Purdue..... | 64-28-3 | .689 |
| | Ohio St..... | 67-21-2 | .756 | 19. | Syracuse..... | 68-31-0 | .687 |
| 8. | Missouri..... | 72-22-6 | .750 | 20. | Florida..... | 66-30-4 | .680 |
| 10. | Penn St..... | 73-26-0 | .737 | | Miami (Ohio)..... | 66-30-4 | .680 |
| 11. | Memphis..... | 70-25-1 | .734 | | Tennessee..... | 65-29-6 | .680 |

1950-59

| Rank | Team | W-L-T | Pct.† | Rank | Team | W-L-T | Pct.† |
|------|-------------------|---------|-------|------|-----------------|---------|-------|
| 1. | Oklahoma..... | 93-10-2 | .895 | 11. | Syracuse..... | 62-29-2 | .677 |
| 2. | Mississippi..... | 80-21-5 | .778 | 12. | Army..... | 58-27-5 | .672 |
| 3. | Michigan St..... | 70-21-1 | .766 | 13. | Cincinnati..... | 64-30-7 | .668 |
| 4. | Princeton@..... | 67-22-1 | .750 | 14. | Notre Dame..... | 64-31-4 | .667 |
| 5. | Georgia Tech..... | 79-26-6 | .739 | 15. | Clemson..... | 64-32-5 | .658 |
| 6. | UCLA..... | 68-26-3 | .716 | 16. | Wisconsin..... | 57-28-7 | .658 |
| 7. | Ohio St..... | 63-24-5 | .712 | 17. | Colorado..... | 62-33-6 | .644 |
| 8. | Tennessee..... | 71-31-4 | .692 | 18. | Duke..... | 62-33-7 | .642 |
| 9. | Penn St..... | 62-28-4 | .681 | 19. | Navy..... | 55-30-8 | .634 |
| 10. | Maryland..... | 67-31-3 | .678 | 20. | Yale@..... | 54-30-6 | .633 |

†Ties computed as half won and half lost. @Now a member of Division I-AA.

National Poll Rankings

National Champion Major Selectors (1869 to Present)

The criteria for being included in this historical list of poll selectors is that the poll be national in scope, either through distribution in newspaper, television, radio and/or computer online. The list includes both former selectors, who were instrumental in the sport of college football, and selectors presently among the Bowl Championship Series (BCS) selectors.

| Selector | Selection Format | Active Seasons | | | Predated Seasons | Total Rankings |
|-----------------------------------|------------------|----------------|------|-------|--------------------|----------------|
| | | First | Last | Total | | |
| Caspar Whitney..... | Math | 1905 | 1907 | 3 | | 3 |
| Frank Dickinson..... | Math | 1926 | 1940 | 15 | 1924-25 | 17 |
| Deke Houlgate..... | Math | 1927 | 1958 | 32 | 1885-1926 | 72 |
| Dunkel..... | Math | 1929 | 2005 | 77 | | 77 |
| William Board..... | Math | 1930 | 1960 | 31 | 1919-29 | 42 |
| Paul Williamson..... | Math | 1932 | 1963 | 32 | | 32 |
| Parke Davis..... | Research | 1933 | 1933 | 1 | 1869-1932 | 65 |
| Edward Litkenhous..... | Math | 1934 | 1984 | 51 | | 51 |
| Richard Poling..... | Math | 1935 | 1984 | 50 | 1924-34 | 61 |
| Associated Press..... | Poll | 1936 | 2005 | 70 | | 70 |
| Helms Athletic Foundation..... | Poll | 1941 | 1982 | 42 | 1883-1940 | 100 |
| Harry DeVold..... | Math | 1945 | 2005 | 61 | 1939-44 | 67 |
| United Press International..... | Poll | 1950 | 1995 | 44 | | 44 |
| International News Service..... | Poll | 1952 | 1957 | 6 | | 6 |
| Football Writers Association..... | Poll | 1954 | 2005 | 52 | | 52 |
| Football News..... | Poll | 1958 | 2002 | 45 | | 45 |
| National Football Foundation..... | Poll | 1959 | 2005 | 43 | | 43 |
| Herman Matthews..... | Math | 1966 | 2005 | 40 | | 40 |
| David Rothman (FACT)..... | Math | 1968 | 2005 | 38 | | 38 |
| Richard Billingsley*..... | Math | 1970 | 2005 | 36 | 1869-70, 1872-1969 | 136 |

| Selector | Selection Format | Active Seasons | | | Preadated Seasons | Total Rankings |
|---|------------------|----------------|------|-------|--------------------|----------------|
| | | First | Last | Total | | |
| Sporting News | Poll | 1975 | 2005 | 31 | | 31 |
| Jeff Sagarin* | Math | 1978 | 2005 | 28 | 1919-77 | 87 |
| New York Times | Math | 1979 | 2004 | 26 | | 26 |
| National Championship Foundation | Poll | 1980 | 2000 | 21 | 1869-70, 1872-1979 | 131 |
| College Football Researchers Association .. | Poll | 1982 | 1992 | 11 | 1919-81 | 75 |
| USA Today/CNN | Poll | 1982 | 1996 | 15 | | 15 |
| Steve Eck | Math | 1983 | 2005 | 22 | | 22 |
| Clyde Berryman | Math | 1990 | 2005 | 16 | 1940-89 | 66 |
| UPI/NFF | Poll | 1991 | 1992 | 2 | | 2 |
| Wes Colley Matrix* | Math | 1992 | 2005 | 14 | | 14 |
| Peter Wolfe* | Math | 1992 | 2005 | 14 | | 14 |
| USA Today/National Football Foundation .. | Poll | 1993 | 1994 | 2 | | 2 |
| Bob Alderson | Math | 1994 | 1998 | 5 | | 5 |
| Kenneth Massey* | Math | 1995 | 2005 | 11 | | 11 |
| USA Today/ESPN* | Poll | 1997 | 2005 | 9 | | 9 |
| Anderson/Hester (Seattle Times)* | Math | 1997 | 2005 | 9 | | 9 |
| Harris Interactive* | Poll | 2005 | 2005 | 1 | | 1 |

*Poll utilized in Bowl Championship Series Rankings for 2005.

POLL SYSTEMS HISTORY

(Listed alphabetically)

Alderson System (1994-98), a mathematical rating system based strictly on a point value system reflecting competition and won-lost record. Developed by Bob Alderson of Muldrow, Oklahoma.

Anderson & Hester (1997-present), a mathematical rating system developed by Jeff Anderson and Chris Hester. Published weekly in The Seattle Times since 1993. Member of 2005 BCS.

Associated Press (1936-present), the first major nationwide poll for ranking college football teams was voted on by sportswriters and broadcasters. It continues to this day and is probably the most well-known and widely circulated among all of history's polls. The Associated Press annual national champions were awarded the Williams Trophy and the Reverend J. Hugh O'Donnell Trophy. In 1947, Notre Dame retired the Williams Trophy (named after Henry L. Williams, Minnesota coach, and sponsored by the M Club of Minnesota). In 1956, Oklahoma retired the O'Donnell Trophy (named for Notre Dame's president and sponsored by Notre Dame alumni). Beginning with the 1957 season, the award was known as the AP Trophy, and since 1983, has been known as the Paul "Bear" Bryant Trophy.

Berryman (QPRS) (1990-present), a mathematical rating system based on a quality point rating formula developed by Clyde P. Berryman. It takes into account a team's schedule strength, won-lost record, points scored and points allowed. Preadated national champions from 1940-89.

Billingsley Report (1970-present), a mathematical-based power rating system developed by Richard Billingsley of Hugo, Oklahoma. The main feature of his system is the inclusion of a unique rule for head-to-head competition, with the overall system consisting of a balanced approach to wins, losses, strength of schedule, and home-field advantage. A slight weight is given to most recent performance. The 2004 publication represents an updated list of champions based on his 'no margin of victory formula,' and supercedes any previous reports. Member of 2005 BCS.

Boand System (1930-60), known as the Azzi Ratem System developed by William Boand of Tucson, Arizona. He moved to Chicago in 1932. Appeared in many newspapers and Illustrated Football Annual (1932-42), and weekly in Football News (1942-44, 1951-60). Preadated national champions from 1919-29.

Caspar Whitney (1905-07), one of the founders of the first all-American Football Team. Also selected national polls for Outing magazine.

College Football Researchers Association (1982-92), founded by Anthony Cusher of Reeder, North Dakota, and Robert Kirilin of Spokane, Washington. Announced its champion in its monthly bulletin and No. 1 team determined by top-10 vote of membership on a point system. Preadated national champions from 1919-81, conducted on a poll by Harry Carson Frye.

Colley Matrix (1992-present), a mathematically based power rating developed by Wes Colley of Virginia. His work is published in the Atlanta Journal-Constitution. Colley is a graduate of Princeton University with a doctorate in astrophysical sciences. Member of 2005 BCS.

DeVold System (1945-present), a mathematical rating system developed by Harry DeVold from Minneapolis, Minnesota, a former football player at Cornell. He eventually settled in the Detroit, Michigan, area and worked in the real estate business. The ratings have appeared in The Football News since 1962. Preadated national champions from 1939-44.

Dickinson System (1926-40), a mathematical point system devised by Frank Dickinson, a professor of economics at Illinois. The annual Dickinson ratings were emblematic of the national championship and the basis for awarding the Rissman National Trophy and the Knute K. Rockne Intercollegiate Memorial Trophy. Notre Dame gained permanent possession of the Rissman Trophy (named for Jack F. Rissman, a Chicago clothing manufacturer) after its third victory in 1930. Minnesota retired the Rockne Trophy (named in honor of the famous Notre Dame coach) after winning it for a third time in 1940.

Dunkel System (1929-present), a power index system devised by Dick Dunkel, Sr., Founder/Owner (1929-75); by Dick Dunkel Jr., Owner (1975-02); and by Bob Dunkel, Co-Owner (2002-present), Richard H. Dunkel, Jr., Co-Owner (2002-present) and John Duck, Executive Producer, of the Daytona (Fla.) Beach News-Journal.

Eck Ratings System (1983-present), a mathematical point system developed by Steve Eck, an aerospace worker with a master's degree from UCLA. The factors in the poll are game outcome, strength of opponent and location of game.

Football News (1958-02), weekly poll of its staff writers has named a national champion since 1958.

Football Writers Association of America (1954-present), the No. 1 team of the year is determined by a five-person panel representing the nation's football writers. The national championship team named receives the Grantland Rice Award.

Harris Interactive (2005-present), a panel of former players, coaches, administrators and current and former media, who committed to ranking college teams each week. Panelists were randomly selected from among more than 300 nominations submitted by Division I-A conference offices and Notre Dame. The panel has been designed to be a statistically valid representation of all 11 Division I-A conferences and independent institutions. Member of 2005 BCS.

Helms Athletic Foundation (1941-82), originally known by this name from 1936-69 and established by the founding sponsor, Paul H. Helms, Los Angeles sportsman and philanthropist. After Helms' death in 1957, United Savings & Loan Association became its benefactor during 1970-72. A merger of United Savings and Citizen Savings was completed in 1973, and the Athletic Foundation became known as Citizens Savings Athletic Foundation. In 1982, First Interstate Bank assumed sponsorship for its final rankings. In 1941, Bill Schroeder, managing director of the Helms Athletic Foundation, retroactively selected the national football champions for the period beginning in 1883 (the first year of a scoring system) through 1940. Thereafter, Schroeder, who died in 1988, then chose, with the assistance of a Hall Board, the annual national champion after the bowl games.

Houlgate System (1927-58), a mathematical rating system developed by Deke Houlgate of Los Angeles,

California. His ratings were syndicated in newspapers and published in Illustrated Football and the Football Thesaurus (1946-58).

International News Service (1952-57), a poll conducted for six years by members of the International News Service (INS) before its merger with United Press in 1958.

Litkenhous (1934-84), a difference-by-score formula developed by Edward E. Litkenhous, a professor of chemical engineering at Vanderbilt, and his brother, Frank.

Massey College Football Ratings (1995-present), a mathematical rating system developed by Kenneth Massey, a graduate student at Virginia Tech in mathematics. His ratings account for homefield advantage. Member of 2005 BCS.

Matthews Grid Ratings (1966-present), a mathematical rating system developed by college mathematics professor Herman Matthews of Middlesboro, Kentucky. Has appeared in Scripps-Howard newspapers and The Football News.

National Championship Foundation (1980-00), established by Mike Riter of Hudson, New York. Issued annual report. Preadated national champions from 1869-1979, with the exception of 1871.

National Football Foundation (1959-present), the National Football Foundation and Hall of Fame named its first national champion in 1959. Headquartered in Morristown, New Jersey, the present National Football Foundation was established in 1947 to promote amateur athletics in America. The national champion was awarded the MacArthur Bowl from 1959-90. In 1991 and 1992, the NFF/HOF joined with UPI to award the MacArthur Bowl, and in 1993, the NFF/HOF joined with USA Today to award the MacArthur Bowl.

New York Times (1979-04), a mathematical poll that combined the voting of a panel of sportswriters.

Parke Davis (1933), a noted college football historian and former Princeton lineman, Parke H. Davis went back and named the championship teams from 1869 through the 1932 season. He also named a national champion at the conclusion of the 1933 season. Interestingly, the years 1869-75 were identified by Davis as the Pioneer Period; the years 1876-93 were called the Period of the American Intercollegiate Football Association, and the years 1894-1933 were referred to as the Period of Rules Committees and Conferences. He also coached at Wisconsin, Amherst and Lafayette.

Poling System (1935-84), a mathematical rating system for college football teams developed by Richard Poling of Mansfield, Ohio, a former football player at Ohio Wesleyan. Poling's football ratings were published annually in the Football Review Supplement and in various newspapers. Preadated national champions from 1924-34.

Rothman (FACT) (1968-present), a computerized mathematical ranking system developed by David Rothman of Hawthorne, California. FACT is the Foundation for the Analysis of Competitions and Tournaments, which began selecting a national champion in 1968. Rothman is a semiretired defense and aerospace statistician and was cochair of the Committee on Statistics in Sports and Competition of the American Statistical Association in the 1970s.

Sagarin Ratings (1978-present), a mathematical rating system developed by Jeff Sagarin of Bloomington, Indiana, a 1970 MIT mathematics graduate. Runs annually in USA Today newspaper. Predated national championships from 1919-77. Member of 2005 BCS.

Sporting News (1975-present), voted on annually by the staff of this St. Louis-based nationally circulated sports publication.

United Press International (1950-90, 1993-95), in 1950, the United Press news service began its poll of football coaches (replaced as coaches' poll after 1990 season). When the United Press merged with the International News Service in 1958, it became known as United Press International. The weekly UPI rankings were featured in newspapers and on radio and television nationwide. UPI and the National Football Foundation formed a coalition for 1991 and 1992 to name the MacArthur Bowl national champion. Returned to single poll in 1993-95.

USA Today/Cable News Network and ESPN (1982-96; 1997-present), introduced a weekly poll of sportswriters in 1982 and ranked the top 25 teams in the nation with a point system. The poll results were featured in USA Today, a national newspaper, and on the Cable News Network, a national cable television network. Took over as the coaches' poll in 1991. USA Today also formed a coalition with the National Football Foundation in 1993 to name the MacArthur Bowl national champion. Combined with ESPN in 1997 to distribute the coaches' poll nationally. Member of 2005 BCS.

Williamson System (1932-63), a power rating system chosen by Paul Williamson of New Orleans, Louisiana, a geologist and member of the Sugar Bowl committee.

Wolfe (1992-present), a mathematically based power rating matrix developed by Peter Wolfe and Ross Baker. Member of 2005 BCS.

Thanks from the NCAA Statistics Service to Robert A. Rosiek of Dearborn, Michigan, who researched much of the former polls' history, and to Tex Noel, who provided information about Parke H. Davis.

National Poll Champions

Over the last 136 years, there have been more than 30 selectors of national champions using polls, historical research and mathematical rating systems. Beginning in 1936, The Associated Press began the best-known and most widely circulated poll of sportswriters and broadcasters. Before 1936, national champions were determined by historical research and retroactive ratings and polls.

*Note: * indicates selectors that chose multiple schools. The national champion was selected before bowl games as follows: AP (1936-64 and 1966-67); UP-UPI (1950-73); FWAA (1954); NFF-HOF (1959-70). In all other latter-day polls, champions were selected after bowl games. The Sagarin Rating includes his actual rating that combines scores and pure won-lost records. Sagarin also now provides an ELO-Chess rating that uses only pure won-lost records, and is the one utilized in the Bowl Championship Series (BCS) rankings. The Billingsley Ratings were converted in 2003 to conform to his "no margin of victory" formula to match the requirements of the BCS.*

1869

Princeton: Billingsley, National Championship Foundation, Parke Davis*
Rutgers: Parke Davis*

1870

Princeton: Billingsley, National Championship Foundation, Parke Davis

1871

No national champions selected.

1872

Princeton: Billingsley, National Championship Foundation, Parke Davis*
Yale: Parke Davis*

1873

Princeton: Billingsley, National Championship Foundation, Parke Davis

1874

Harvard: Parke Davis*
Princeton: Billingsley, Parke Davis*
Yale: National Championship Foundation, Parke Davis*

1875

Colgate: Parke Davis*
Harvard: National Championship Foundation, Parke Davis*
Princeton: Billingsley, Parke Davis*

1876

Yale: Billingsley, National Championship Foundation, Parke Davis

1877

Princeton: Billingsley, Parke Davis*
Yale: National Championship Foundation, Parke Davis*

1878

Princeton: Billingsley, National Championship Foundation, Parke Davis

1879

Princeton: Billingsley, National Championship Foundation, Parke Davis*
Yale: Parke Davis*

1880

Princeton: National Championship Foundation*, Parke Davis*
Yale: Billingsley, National Championship Foundation*, Parke Davis*

1881

Princeton: Billingsley, Parke Davis*
Yale: National Championship Foundation, Parke Davis*

1882

Yale: Billingsley, National Championship Foundation, Parke Davis

1883

Yale: Billingsley, Helms, National Championship Foundation, Parke Davis

1884

Princeton: Billingsley, Parke Davis*
Yale: Helms, National Championship Foundation, Parke Davis*

1885

Princeton: Billingsley, Helms, Houlgate, National Championship Foundation, Parke Davis

1886

Princeton: Billingsley, Parke Davis*
Yale: Helms, National Championship Foundation, Parke Davis*

1887

Yale: Billingsley, Helms, Houlgate, National Championship Foundation, Parke Davis

1888

Yale: Billingsley, Helms, Houlgate, National Championship Foundation, Parke Davis

1889

Princeton: Billingsley, Helms, Houlgate, National Championship Foundation, Parke Davis

1890

Harvard: Billingsley, Helms, Houlgate, National Championship Foundation, Parke Davis

1891

Yale: Billingsley, Helms, Houlgate, National Championship Foundation, Parke Davis

1892

Yale: Billingsley, Helms, Houlgate, National Championship Foundation, Parke Davis

1893

Princeton: Billingsley, Helms, Houlgate, National Championship Foundation
Yale: Parke Davis

1894

Penn: Parke Davis*
Princeton: Houlgate
Yale: Billingsley, Helms, National Championship Foundation, Parke Davis*

1895

Penn: Billingsley, Helms, Houlgate, National Championship Foundation, Parke Davis*
Yale: Parke Davis*

1896

Lafayette: National Championship Foundation*, Parke Davis*
Princeton: Billingsley, Helms, Houlgate, National Championship Foundation*, Parke Davis*

1897

Penn: Billingsley, Helms, Houlgate, National Championship Foundation, Parke Davis*
Yale: Parke Davis*

1898

Harvard: Billingsley, Helms, Houlgate, National Championship Foundation
Princeton: Parke Davis

1899

Harvard: Helms, Houlgate, National Championship Foundation
Princeton: Billingsley, Parke Davis

1900

Yale: Billingsley, Helms, Houlgate, National Championship Foundation, Parke Davis

1901

Harvard: Billingsley
Michigan: Helms, Houlgate, National Championship Foundation
Yale: Parke Davis

1902

Michigan: Billingsley, Helms, Houlgate, National Championship Foundation, Parke Davis*
Yale: Parke Davis*

1903

Michigan: National Championship Foundation*
Princeton: Billingsley, Helms, Houlgate, National Championship Foundation*, Parke Davis

1904

Michigan: National Championship Foundation*
Minnesota: Billingsley
Penn: Helms, Houlgate, National Championship Foundation*, Parke Davis

1905

Chicago: Billingsley, Helms, Houlgate, National Championship Foundation
Yale: Parke Davis, Whitney

1906

Princeton: Helms, National Championship Foundation
Yale: Billingsley, Parke Davis, Whitney

1907

Yale: Billingsley, Helms, Houlgate, National Championship Foundation, Parke Davis, Whitney

1908

Harvard: Billingsley
LSU: National Championship Foundation*
Penn: Helms, Houlgate, National Championship Foundation*, Parke Davis

1909

Yale: Billingsley, Helms, Houlgate, National Championship Foundation, Parke Davis

1910

Harvard: Billingsley, Helms, Houlgate, National Championship Foundation*
Pittsburgh: National Championship Foundation*

1911

Penn St.: National Championship Foundation*
Princeton: Billingsley, Helms, Houlgate, National Championship Foundation*, Parke Davis

1912

Harvard: Billingsley, Helms, Houlgate, National Championship Foundation*, Parke Davis
Penn St.: National Championship Foundation*

1913

Auburn: Billingsley
Chicago: Parke Davis*
Harvard: Helms, Houlgate, National Championship Foundation, Parke Davis*

1914

Army: Helms, Houlgate, National Championship Foundation, Parke Davis*
Illinois: Parke Davis*
Texas: Billingsley

1915

Cornell: Helms, Houlgate, National Championship Foundation, Parke Davis*
Oklahoma: Billingsley
Pittsburgh: Parke Davis*

1916

Army: Parke Davis*
Pittsburgh: Billingsley, Helms, Houlgate, National Championship Foundation, Parke Davis*

1917

Georgia Tech: Billingsley, Helms, Houlgate, National Championship Foundation

1918

Michigan: Billingsley, National Championship Foundation*
Pittsburgh: Helms, Houlgate, National Championship Foundation*

1919

Harvard: Football Research*, Helms, Houlgate, National Championship Foundation*, Parke Davis*
Illinois: Boand, Football Research*, Parke Davis*, Sagarin (ELO-Chess)*
Notre Dame: National Championship Foundation*, Parke Davis*
Texas A&M: Billingsley, National Championship Foundation*
Centre (Ky.): Sagarin*

1920

California: Football Research, Helms, Houlgate, National Championship Foundation, Sagarin, Sagarin (ELO-Chess)
Harvard: Boand*
Notre Dame: Billingsley, Parke Davis*
Princeton: Boand*, Parke Davis*

1921

California: Billingsley, Boand*, Football Research, Sagarin, Sagarin (ELO-Chess)
Cornell: Helms, Houlgate, National Championship Foundation, Parke Davis*
Iowa: Parke Davis*
Lafayette: Boand*, Parke Davis*
Wash. & Jeff.: Boand*

1922

California: Billingsley, Houlgate, National Championship Foundation*, Sagarin*
Cornell: Helms, Parke Davis*
Princeton: Boand, Football Research, National Championship Foundation*, Parke Davis*, Sagarin (ELO-Chess)*

1923

California: Houlgate
Cornell: Sagarin*
Illinois: Boand, Football Research, Helms, National Championship Foundation*, Parke Davis, Sagarin (ELO-Chess)*
Michigan: Billingsley, National Championship Foundation*

1924

Notre Dame: Billingsley, Boand, Dickinson, Football Research, Helms, Houlgate, National Championship Foundation, Poling, Sagarin, Sagarin (ELO-Chess)
Penn: Parke Davis

1925

Alabama: Billingsley, Boand, Football Research, Helms, Houlgate, National Championship Foundation, Poling, Sagarin (ELO-Chess)*
Dartmouth: Dickinson, Parke Davis
Michigan: Sagarin*

1926

Alabama: Billingsley, Football Research, Helms*, National Championship Foundation*, Poling
Lafayette: Parke Davis
Michigan: Sagarin*
Navy: Boand, Houlgate
Stanford: Dickinson, Helms*, National Championship Foundation*, Sagarin (ELO-Chess)*

1927

Georgia: Boand, Poling
Illinois: Billingsley, Dickinson, Helms, National Championship Foundation, Parke Davis
Notre Dame: Houlgate
Texas A&M: Sagarin, Sagarin (ELO-Chess)
Yale: Football Research

1928

Detroit: Parke Davis*
Georgia Tech: Billingsley, Boand, Football Research, Helms, Houlgate, National Championship Foundation, Parke Davis*, Poling, Sagarin (ELO-Chess)*
Southern California: Dickinson, Sagarin*

1929

Notre Dame: Billingsley, Boand, Dickinson, Dunkel, Football Research, Helms, National Championship Foundation, Poling, Sagarin (ELO-Chess)*
Pittsburgh: Parke Davis
Southern California: Houlgate, Sagarin*

1930

Alabama: Football Research, Parke Davis*, Sagarin, Sagarin (ELO-Chess)
Notre Dame: Billingsley, Boand, Dickinson, Dunkel, Helms, Houlgate, National Championship Foundation, Parke Davis*, Poling

1931

Pittsburgh: Parke Davis*
Purdue: Parke Davis*
Southern California: Billingsley, Boand, Dickinson, Dunkel, Helms, Houlgate, Football Research, National Championship Foundation, Poling, Sagarin, Sagarin (ELO-Chess), Williamson

1932

Colgate: Parke Davis*
Michigan: Dickinson, Parke Davis*, Sagarin (ELO-Chess)*
Southern California: Billingsley, Boand, Dunkel, Football Research, Helms, Houlgate, National Championship Foundation, Parke Davis*, Poling, Sagarin*, Williamson

1933

Michigan: Billingsley, Boand, Dickinson, Helms, Houlgate, Football Research, National Championship Foundation, Parke Davis*, Poling, Sagarin, Sagarin (ELO-Chess)
Ohio St.: Dunkel
Princeton: Parke Davis*
Southern California: Williamson

1934

Alabama: Dunkel, Houlgate, Poling, Williamson
Minnesota: Billingsley, Boand, Dickinson, Football Research, Helms, Litkenhous, National Championship Foundation, Sagarin, Sagarin (ELO-Chess)

1935

LSU: Williamson*
Minnesota: Billingsley, Boand, Football Research, Helms,

Litkenhous, National Championship Foundation, Poling
Princeton: Dunkel
SMU: Dickinson, Houlgate, Sagarin, Sagarin (ELO-Chess)
TCU: Williamson*

1936

LSU: Sagarin, Sagarin (ELO-Chess), Williamson
Minnesota: AP, Billingsley, Dickinson, Dunkel, Helms, Litkenhous, National Championship Foundation, Poling
Pittsburgh: Boand, Football Research, Houlgate

1937

California: Dunkel, Helms
Pittsburgh: AP, Billingsley, Boand, Dickinson, Football Research, Houlgate, Litkenhous, National Championship Foundation, Poling, Sagarin, Sagarin (ELO-Chess), Williamson

1938

Notre Dame: Dickinson
Tennessee: Billingsley, Boand, Dunkel, Football Research, Houlgate, Litkenhous, Poling, Sagarin, Sagarin (ELO-Chess)
TCU: AP, Helms, National Championship Foundation, Williamson

1939

Cornell: Litkenhous, Sagarin*
Southern California: Dickinson
Texas A&M: AP, Billingsley, Boand, DeVold, Dunkel, Football Research, Helms, Houlgate, National Championship Foundation, Poling, Sagarin (ELO-Chess)*, Williamson

1940

Minnesota: AP, Berryman, Boand, DeVold, Dickinson, Football Research, Houlgate, Litkenhous, National Championship Foundation, Sagarin, Sagarin (ELO-Chess)
Stanford: Billingsley, Helms, Poling
Tennessee: Dunkel, Williamson

1941

Alabama: Houlgate
Minnesota: AP, Billingsley, Boand, DeVold, Dunkel, Football Research, Helms, Litkenhous, National Championship Foundation, Poling, Sagarin, Sagarin (ELO-Chess)
Texas: Berryman, Williamson

1942

Georgia: Berryman, Billingsley, DeVold, Houlgate, Litkenhous, Poling, Sagarin, Sagarin (ELO-Chess), Williamson
Ohio St.: AP, Boand, Dunkel, Football Research, National Championship Foundation
Wisconsin: Helms

1943

Notre Dame: AP, Berryman, Billingsley, Boand, DeVold, Dunkel, Football Research, Helms, Houlgate, Litkenhous, National Championship Foundation, Poling, Sagarin, Sagarin (ELO-Chess), Williamson

1944

Army: AP, Berryman, Billingsley, Boand, DeVold, Dunkel, Football Research, Helms, Houlgate, Litkenhous, National Championship Foundation*, Poling, Sagarin*, Williamson
Ohio St.: National Championship Foundation*, Sagarin (ELO-Chess)*

1945

Alabama: National Championship Foundation*
Army: AP, Berryman, Billingsley, Boand, DeVold, Dunkel, Football Research, Helms, Houlgate, Litkenhous, National Championship Foundation*, Poling, Sagarin, Sagarin (ELO-Chess), Williamson

1946

Army: Billingsley, Boand*, Football Research, Helms*, Houlgate, Poling*
Georgia: Williamson
Notre Dame: AP, Berryman, Boand*, DeVold, Dunkel, Helms*, Litkenhous, National Championship Foundation, Poling*, Sagarin, Sagarin (ELO-Chess)

1947

Michigan: Berryman, Billingsley, Boand, DeVold, Dunkel, Football Research, Helms*, Houlgate, Litkenhous, National Championship Foundation, Poling, Sagarin, Sagarin (ELO-Chess)

Notre Dame: AP, Helms*, Williamson

1948

Michigan: AP, Berryman, Billingsley, Boand, DeVold, Dunkel, Football Research, Helms, Houlgate, Litkenhous, National Championship Foundation, Poling, Sagarin, Sagarin (ELO-Chess), Williamson

1949

Notre Dame: AP, Berryman, Billingsley, Boand, DeVold, Dunkel, Helms, Houlgate, Litkenhous, National Championship Foundation, Poling, Sagarin, Sagarin (ELO-Chess), Williamson

Oklahoma: Football Research

1950

Kentucky: Sagarin*

Oklahoma: AP, Berryman, Helms, Litkenhous, UPI, Williamson

Princeton: Boand, Poling

Tennessee: Billingsley, DeVold, Dunkel, Football Research, National Championship Foundation, Sagarin (ELO-Chess)*

1951

Georgia Tech: Berryman, Boand*

Illinois: Boand*

Maryland: DeVold, Dunkel, Football Research, National Championship Foundation, Sagarin, Sagarin (ELO-Chess)

Michigan St.: Billingsley, Helms, Poling

Tennessee: AP, Litkenhous, UPI, Williamson

1952

Georgia Tech: Berryman, Billingsley, INS, Poling, Sagarin (ELO-Chess)*

Michigan St.: AP, Boand, DeVold, Dunkel, Football Research, Helms, Litkenhous, National Championship Foundation, Sagarin*, UPI, Williamson

1953

Maryland: AP, INS, UPI

Notre Dame: Billingsley, Boand, DeVold, Dunkel, Helms, Litkenhous, National Championship Foundation, Poling, Sagarin, Sagarin (ELO-Chess), Williamson

Oklahoma: Berryman, Football Research

1954

Ohio St.: AP, Berryman, Billingsley, Boand, DeVold, Football Research*, Helms*, INS, National Championship Foundation*, Poling, Sagarin, Sagarin (ELO-Chess), Williamson

UCLA: Dunkel, Football Research*, FW, Helms*, Litkenhous, National Championship Foundation*, UPI

1955

Michigan St.: Boand

Oklahoma: AP, Berryman, Billingsley, DeVold, Dunkel, Football Research, FW, Helms, INS, Litkenhous, National Championship Foundation, Poling, Sagarin, Sagarin (ELO-Chess), UPI, Williamson

1956

Georgia Tech: Berryman, Sagarin*

Iowa: Football Research

Oklahoma: AP, Billingsley, Boand, DeVold, Dunkel, FW, Helms, INS, Litkenhous, National Championship Foundation, Sagarin, UPI, Williamson

Tennessee: Sagarin (ELO-Chess)*

1957

Auburn: AP, Billingsley, Football Research, Helms, National Championship Foundation, Poling, Sagarin, Sagarin (ELO-Chess), Williamson

Michigan St.: Dunkel

Ohio St.: Boand, DeVold, FW, INS, Litkenhous, UPI

Oklahoma: Berryman

1958

Iowa: FW

LSU: AP, Berryman, Billingsley, Boand, DeVold, Dunkel, FB News, Football Research, Helms, Litkenhous, National Championship Foundation, Poling, Sagarin, Sagarin (ELO-Chess), UPI, Williamson

1959

Mississippi: Berryman, Dunkel, Sagarin*

Syracuse: AP, Billingsley, Boand, DeVold, FB News, Football Research, FW, Helms, Litkenhous, National Championship Foundation, NFF, Poling, Sagarin (ELO-Chess)*, UPI, Williamson

1960

Iowa: Berryman, Boand, Litkenhous, Sagarin, Sagarin (ELO-Chess)

Minnesota: AP, FB News, NFF, UPI

Mississippi: Billingsley, DeVold, Dunkel, Football Research, FW, National Championship Foundation, Williamson

Missouri: Poling

Washington: Helms

1961

Alabama: AP, Berryman, Billingsley, DeVold, Dunkel, FB News, Football Research, Helms, Litkenhous, National Championship Foundation, NFF, Sagarin, Sagarin (ELO-Chess), UPI, Williamson

Ohio St.: FW, Poling

1962

LSU: Berryman*

Southern California: AP, Berryman*, DeVold, Dunkel, FB News, Football Research, FW, Helms, National Championship Foundation, NFF, Poling, UPI, Williamson

Mississippi: Billingsley, Litkenhous, Sagarin, Sagarin (ELO-Chess)

1963

Texas: AP, Berryman, Billingsley, DeVold, Dunkel, FB News, Football Research, FW, Helms, Litkenhous, National Championship Foundation, NFF, Poling, Sagarin, Sagarin (ELO-Chess), UPI, Williamson

1964

Alabama: AP, Berryman, Litkenhous, UPI

Arkansas: Billingsley, Football Research, FW, Helms, National Championship Foundation, Poling, Sagarin, Sagarin (ELO-Chess)

Michigan: Dunkel

Notre Dame: DeVold, FB News, NFF

1965

Alabama: AP, Football Research, FW*, National Championship Foundation

Michigan St.: Berryman, Billingsley, DeVold, Dunkel, FB News, FW*, Helms, Litkenhous, NFF, Poling, Sagarin, Sagarin (ELO-Chess), UPI

1966

Alabama: Berryman, Sagarin (ELO-Chess)*

Michigan St.: Football Research, Helms*, NFF*, Poling*

Notre Dame: AP, Billingsley, DeVold, Dunkel, FB News, FW, Helms*, Litkenhous, Matthews, National Championship Foundation, NFF*, Poling*, Sagarin*, UPI

1967

Notre Dame: Dunkel

Oklahoma: Poling

Southern California: AP, Berryman, Billingsley, DeVold, FB News, Football Research, FW, Helms, Matthews, National Championship Foundation, NFF, Sagarin, Sagarin (ELO-Chess), UPI

Tennessee: Litkenhous

1968

Georgia: Litkenhous

Ohio St.: AP, Berryman, Billingsley, Dunkel, FACT, FB News, Football Research, FW, Helms, National Championship Foundation, NFF, Poling, Sagarin (ELO-Chess)*, UPI

Texas: DeVold, Matthews, Sagarin*

1969

Ohio St.: Matthews

Penn St.: FACT*, Sagarin (ELO-Chess)*

Texas: AP, Berryman, Billingsley, DeVold, Dunkel, FACT*, FB News, Football Research, FW, Helms, Litkenhous, National Championship Foundation, NFF, Poling, Sagarin*, UPI

1970

Arizona St.: Poling

Nebraska: AP, Billingsley, DeVold, Dunkel, FACT*, FB News, Football Research, FW, Helms, National Championship Foundation, Sagarin (ELO-Chess)*

Notre Dame: FACT*, Matthews, Sagarin*

Ohio St.: NFF*

Texas: Berryman, FACT*, Litkenhous, NFF*, UPI

1971

Nebraska: AP, Berryman, Billingsley, DeVold, Dunkel, FACT, FB News, Football Research, FW, Helms, Litkenhous, Matthews, National Championship Foundation, NFF, Poling, Sagarin, Sagarin (ELO-Chess), UPI

1972

Southern California: AP, Berryman, Billingsley, DeVold, Dunkel, FACT, FB News, Football Research, FW, Helms, Litkenhous, Matthews, National Championship Foundation, NFF, Poling, Sagarin, Sagarin (ELO-Chess), UPI

1973

Alabama: Berryman, UPI

Michigan: National Championship Foundation*, Poling*

Notre Dame: AP, Billingsley, FB News, FW, Helms, National Championship Foundation*, NFF

Ohio St.: FACT, National Championship Foundation*, Poling*, Sagarin (ELO-Chess)*

Oklahoma: DeVold, Dunkel, Football Research, Sagarin*

1974

Ohio St.: Matthews

Oklahoma: AP, Berryman, Billingsley, DeVold, Dunkel, FACT, FB News, Football Research, Helms*, Litkenhous, National Championship Foundation*, Poling, Sagarin, Sagarin (ELO-Chess)

Southern California: FW, Helms*, National Championship Foundation*, NFF, UPI

1975

Alabama: Matthews*

Arizona St.: National Championship Foundation*, Sporting News

Ohio St.: Berryman, FACT*, Helms*, Matthews*, Poling

Oklahoma: AP, Billingsley, DeVold, Dunkel, FACT*, FB News, Football Research, FW, Helms*, National Championship Foundation*, NFF, Sagarin, Sagarin (ELO-Chess), UPI

Pittsburgh: AP, FACT, FB News, FW, Helms, National Championship Foundation, NFF, Poling, Sagarin, Sagarin (ELO-Chess), Sporting News, UPI

Southern California: Berryman, Billingsley, DeVold, Dunkel, Football Research, Matthews

1976

Pittsburgh: AP, FACT, FB News, FW, Helms, National Championship Foundation, NFF, Poling, Sagarin, Sagarin (ELO-Chess), Sporting News, UPI

Southern California: Berryman, Billingsley, DeVold, Dunkel, Football Research, Matthews

1977

Alabama: Football Research*

Arkansas: FACT*

Notre Dame: AP, Billingsley, DeVold, Dunkel, FACT*, FB News, Football Research*, FW, Helms, Matthews, National Championship Foundation, NFF, Poling, Sagarin*, Sporting News, UPI

Texas: Berryman, FACT*, Sagarin (ELO-Chess)*

1978

Alabama: AP, FACT*, Football Research, FW, Helms*, National Championship Foundation*, NFF

Oklahoma: DeVold, Dunkel, FACT*, Helms*, Litkenhous, Matthews, Poling, Sagarin*

Southern California: Berryman, Billingsley, FACT*, FB News, Helms*, National Championship Foundation*, Sagarin (ELO-Chess)*, Sporting News, UPI

Southern California: Berryman, Billingsley, FACT*, FB News, Helms*, National Championship Foundation*, Sagarin (ELO-Chess)*, Sporting News, UPI

Southern California: Berryman, Billingsley, FACT*, FB News, Helms*, National Championship Foundation*, Sagarin (ELO-Chess)*, Sporting News, UPI

Southern California: Berryman, Billingsley, FACT*, FB News, Helms*, National Championship Foundation*, Sagarin (ELO-Chess)*, Sporting News, UPI

Southern California: Berryman, Billingsley, FACT*, FB News, Helms*, National Championship Foundation*, Sagarin (ELO-Chess)*, Sporting News, UPI

Southern California: Berryman, Billingsley, FACT*, FB News, Helms*, National Championship Foundation*, Sagarin (ELO-Chess)*, Sporting News, UPI

Southern California: Berryman, Billingsley, FACT*, FB News, Helms*, National Championship Foundation*, Sagarin (ELO-Chess)*, Sporting News, UPI

Southern California: Berryman, Billingsley, FACT*, FB News, Helms*, National Championship Foundation*, Sagarin (ELO-Chess)*, Sporting News, UPI

Southern California: Berryman, Billingsley, FACT*, FB News, Helms*, National Championship Foundation*, Sagarin (ELO-Chess)*, Sporting News, UPI

Southern California: Berryman, Billingsley, FACT*, FB News, Helms*, National Championship Foundation*, Sagarin (ELO-Chess)*, Sporting News, UPI

Southern California: Berryman, Billingsley, FACT*, FB News, Helms*, National Championship Foundation*, Sagarin (ELO-Chess)*, Sporting News, UPI

Southern California: Berryman, Billingsley, FACT*, FB News, Helms*, National Championship Foundation*, Sagarin (ELO-Chess)*, Sporting News, UPI

1981

Clemson: AP, Berryman, Billingsley, DeVold, FACT, FB News, Football Research, FW, Helms, Litkenhous, Matthews, National Championship Foundation*, NFF, NY Times, Poling, Sagarin, Sagarin (ELO-Chess), Sporting News, UPI

Nebraska: National Championship Foundation*
Penn St.: Dunkel

Pittsburgh: National Championship Foundation*
SMU: National Championship Foundation*
Texas: National Championship Foundation*

1982

Nebraska: Berryman

Penn St.: AP, Billingsley, DeVold, Dunkel, FACT, FB News, Football Research, FW, Helms*, Litkenhous, Matthews, National Championship Foundation, NFF, NY Times, Poling, Sagarin, Sagarin (ELO-Chess), Sporting News, UPI, USA/CNN
SMU: Helms*

1983

Auburn: Billingsley, FACT*, Football Research, NY Times, Sagarin (ELO-Chess)*

Miami (Fla.): AP, Dunkel, FB News, FW, National Championship Foundation, NFF, Sporting News, UPI, USA/CNN

Nebraska: Berryman, DeVold, FACT*, Litkenhous, Matthews, Poling, Sagarin*

1984

Brigham Young: AP, Billingsley, Football Research, FW, National Championship Foundation*, NFF, Poling, Sagarin (ELO-Chess)*, UPI, USA/CNN

Florida: DeVold, Dunkel, FACT, Matthews, NY Times, Sagarin*, Sporting News

Nebraska: Litkenhous

Washington: Berryman, FB News, National Championship Foundation*

1985

Florida: Sagarin (ELO-Chess)*

Michigan: Matthews

Oklahoma: AP, Berryman, Billingsley, DeVold, Dunkel, FACT, FB News, Football Research, FW, National Championship Foundation, NFF, NY Times, Sagarin*, Sporting News, UPI, USA/CNN

1986

Miami (Fla.): FACT*

Oklahoma: Berryman, DeVold, Dunkel, Football Research, NY Times, Sagarin*

Penn St.: AP, Billingsley, FACT*, FB News, FW, Matthews, National Championship Foundation, NFF, Sagarin (ELO-Chess)*, Sporting News, UPI, USA/CNN

1987

Florida St.: Berryman

Miami (Fla.): AP, Billingsley, DeVold, Dunkel, Eck, FACT, FB News, Football Research, FW, Matthews, National Championship Foundation, NFF, NY Times, Sagarin, Sagarin (ELO-Chess), Sporting News, UPI, USA/CNN

1988

Miami (Fla.): Berryman, Sagarin*

Notre Dame: AP, Billingsley, DeVold, Dunkel, Eck, FACT, FB News, Football Research, FW, Matthews, National Championship Foundation, NFF, NY Times, Sagarin, (ELO-Chess)*, Sporting News, UPI, USA/CNN

1989

Miami (Fla.): AP, Billingsley, DeVold, Dunkel, FACT*, FB News, Football Research, FW, Matthews, National Championship Foundation, NFF, NY Times, Sporting News, UPI, USA/CNN

Notre Dame: Berryman, Eck, FACT*, Sagarin, Sagarin (ELO-Chess)

1990

Colorado: AP, Berryman, Billingsley, DeVold, FACT*, FB News, Football Research, FW, Matthews, National Championship Foundation*, NFF, Sporting News, USA/CNN

Georgia Tech: Dunkel, FACT*, National Championship Foundation*, Sagarin (ELO-Chess)*, UPI

Miami (Fla.): Eck, FACT*, NY Times, Sagarin*

Washington: FACT*

1991

Miami (Fla.): AP, Billingsley, Eck, Football Research, National Championship Foundation*, NY Times, Sagarin (ELO-Chess)*, Sporting News

Washington: Berryman, DeVold, Dunkel, FACT, FB News, FW, Matthews, National Championship Foundation*, Sagarin*, UPI/NFF, USA/CNN

1992

Alabama: AP, Berryman, Billingsley, DeVold, Dunkel, Eck, FACT, FB News, Football Research, FW, Matthews, National Championship Foundation, NY Times, Sagarin (ELO-Chess)*, Sporting News, UPI/NFF, USA/CNN

Florida St.: Sagarin*

1993

Auburn: National Championship Foundation*

Florida St.: AP, Berryman, Billingsley, DeVold, Dunkel, Eck, FACT, FB News, FW, National Championship Foundation*, NY Times, Sagarin, Sagarin (ELO-Chess), Sporting News, UPI, USA/CNN, USA/NFF

Nebraska: National Championship Foundation*
Notre Dame: Matthews, National Championship Foundation*

1994

Florida St.: Dunkel

Nebraska: Alderson, AP, Berryman, Billingsley, FACT*, FB News, FW, National Championship Foundation*, Sagarin (ELO-Chess)*, Sporting News, UPI, USA/CNN, USA/NFF

Penn St.: DeVold, Eck, FACT*, Matthews, National Championship Foundation*, NY Times, Sagarin*

1995

Nebraska: Alderson, AP, Berryman, Billingsley, DeVold, Dunkel, Eck, FACT, FB News, FW, Matthews, National Championship Foundation, NFF, NY Times, Sagarin, Sagarin (ELO-Chess), Sporting News, UPI, USA/CNN

1996

Florida: AP, Berryman, Billingsley, Eck, FACT, FB News, FW, NFF, Sagarin, Sagarin (ELO-Chess), Sporting News, USA/CNN, NY Times, National Championship Foundation, Dunkel, Mattheus, DeVold

Florida St.: Alderson

1997

Michigan: AP, FB News, FW, National Championship Foundation*, NFF, Sporting News

Nebraska: Alderson, Berryman, Billingsley, DeVold, Dunkel, Eck, FACT, Matthews, National Championship Foundation*, NY Times, Sagarin, Sagarin (ELO-Chess), Seattle Times, USA/ESPN

1998

Tennessee: Alderson, AP, Berryman, Billingsley, DeVold, Dunkel, Eck, FACT, FB News, FW, Matthews, National Championship Foundation, NFF, NY Times, Sagarin, Sagarin (ELO-Chess), Seattle Times, Sporting News, USA/ESPN

1999

Florida St.: AP, Berryman, Billingsley, DeVold, Dunkel, Eck, FACT, FB News, FW, Massey, Matthews, National Championship Foundation, NFF, NY Times, Sagarin, Sagarin (ELO-Chess), Seattle Times, Sporting News, USA/ESPN

2000

Oklahoma: AP, Berryman, Billingsley, DeVold, Dunkel, Eck, FACT, FB News, FW, Massey, Matthews, National Championship Foundation, NFF, Sagarin, Sagarin (ELO-Chess), Seattle Times, Sporting News, USA/ESPN

Miami (Fla.): NY Times

2001

Miami (Fla.): AP, Berryman, Billingsley, Colley Matrix, DeVold, Dunkel, Eck, FACT, FB News, FW, Massey, Matthews, NFF, NY Times, Sagarin, Sagarin (ELO-Chess), Seattle Times, Sporting News, USA/ESPN, Wolfe

2002

Ohio St.: AP, Berryman, Billingsley, Colley Matrix, DeVold, Eck, FACT, FB News, FW, Massey, NFF, NY Times, Sagarin (ELO-Chess)*, Seattle Times, Sporting News, USA/ESPN, Wolfe

Southern California: Dunkel, Matthews, Sagarin*

2003

LSU: Billingsley, Colley Matrix, DeVold, Dunkel, FACT, Massey, NFF, Sagarin, Sagarin (ELO-Chess), Seattle Times, USA/ESPN, Wolfe

Oklahoma: Berryman

Southern California: AP, Eck, FW, Matthews, NY Times, Sporting News

2004

Southern California: AP, Berryman, Billingsley, Colley Matrix, DeVold, Dunkel, Eck, FACT, FW, Massey, Matthews, NY Times, NFF, Sagarin, Sagarin (ELO-Chess), Seattle Times, Sporting News, USA/ESPN, Wolfe

2005

Southern California: Harris

Texas: AP, Berryman, Billingsley, Colley Matrix, DeVold, Dunkel, Eck, FACT, FW, Massey, Matthews, NFF, Sagarin, Sagarin (ELO-Chess), Seattle Times, Sporting News, USA/ESPN, Wolfe

Legend of Present Major Selectors: Associated Press (AP) from 1936-present; Football Writers Association of America (FW) from 1954-present; National Football Foundation and Hall of Fame (NFF) from 1959-90 and 1995 to present; USA Today/ESPN (USA/ESPN) from 1997-present. The Associated Press has been the designated media poll since 1936. United Press International served as the coaches' poll from 1950 to 1991 when it was taken over by USA Today/Cable News Network and in 1997 became USA Today/ESPN. In 1991-92, the No. 1 team in the final UPI/NFF ratings received the MacArthur Bowl as the national champion by the NFF. In 1993-94 and again in 1996, the No. 1 team in the USA Today/NFF final poll received the MacArthur Bowl.

Major Selectors Since 1936

ASSOCIATED PRESS

| Year | Team | Record | Year | Team | Record | Year | Team | Record | Year | Team | Record |
|------|--------------|--------|------|---------------------|--------|------|---------------------|--------|------|---------------------|--------|
| 1936 | Minnesota | 7-1-0 | 1954 | Ohio St. | 10-0-0 | 1971 | Nebraska | 13-0-0 | 1989 | Miami (Fla.) | 11-1-0 |
| 1937 | Pittsburgh | 9-0-1 | 1955 | Oklahoma | 11-0-0 | 1972 | Southern California | 12-0-0 | 1990 | Colorado | 11-1-1 |
| 1938 | TCU | 11-0-0 | 1956 | Oklahoma | 10-0-0 | 1973 | Notre Dame | 11-0-0 | 1991 | Miami (Fla.) | 12-0-0 |
| 1939 | Texas A&M | 11-0-0 | 1957 | Auburn | 10-0-0 | 1974 | Oklahoma | 11-0-0 | 1992 | Alabama | 13-0-0 |
| 1940 | Minnesota | 8-0-0 | 1958 | LSU | 11-0-0 | 1975 | Oklahoma | 11-1-0 | 1993 | Florida St. | 12-1-0 |
| 1941 | Minnesota | 8-0-0 | 1959 | Syracuse | 11-0-0 | 1976 | Pittsburgh | 12-0-0 | 1994 | Nebraska | 13-0-0 |
| 1942 | Ohio St. | 9-1-0 | 1960 | Minnesota | 8-2-0 | 1977 | Notre Dame | 11-1-0 | 1995 | Nebraska | 12-0-0 |
| 1943 | Notre Dame | 9-1-0 | 1961 | Alabama | 11-0-0 | 1978 | Alabama | 12-1-0 | 1996 | Florida | 12-1-0 |
| 1944 | Army | 9-0-0 | 1962 | Southern California | 11-0-0 | 1979 | Alabama | 12-0-0 | 1997 | Michigan | 12-0-0 |
| 1945 | Army | 9-0-0 | 1963 | Texas | 11-0-0 | 1980 | Georgia | 12-0-0 | 1998 | Tennessee | 13-0-0 |
| 1946 | Notre Dame | 8-0-1 | 1964 | Alabama | 10-1-0 | 1981 | Clemson | 12-0-0 | 1999 | Florida St. | 12-0-0 |
| 1947 | Notre Dame | 9-0-0 | 1965 | Alabama | 9-1-1 | 1982 | Penn St. | 11-1-0 | 2000 | Oklahoma | 13-0-0 |
| 1948 | Michigan | 9-0-0 | 1966 | Notre Dame | 9-0-1 | 1983 | Miami (Fla.) | 11-1-0 | 2001 | Miami (Fla.) | 12-0-0 |
| 1949 | Notre Dame | 10-0-0 | 1967 | Southern California | 10-1-0 | 1984 | Brigham Young | 13-0-0 | 2002 | Ohio St. | 14-0-0 |
| 1950 | Oklahoma | 10-1-0 | 1968 | Ohio St. | 10-0-0 | 1985 | Oklahoma | 11-1-0 | 2003 | Southern California | 12-1-0 |
| 1951 | Tennessee | 10-0-0 | 1969 | Texas | 11-0-0 | 1986 | Penn St. | 12-0-0 | 2004 | Southern California | 13-0-0 |
| 1952 | Michigan St. | 9-0-0 | 1970 | Nebraska | 11-0-1 | 1987 | Miami (Fla.) | 12-0-0 | 2005 | Texas | 13-0-0 |
| 1953 | Maryland | 10-1-0 | | | | 1988 | Notre Dame | 12-0-0 | | | |

NATIONAL FOOTBALL FOUNDATION AND COLLEGE FOOTBALL HALL OF FAME (MacArthur Bowl)

| Year | Team | Record | Year | Team | Record | Year | Team | Record | Year | Team | Record |
|------|-------------------------------|--------|------|---------------------|--------|------|-----------------------|--------|------|---------------------|--------|
| 1959 | Syracuse | 11-0-0 | 1971 | Nebraska | 13-0-0 | 1983 | Miami (Fla.) | 11-1-0 | 1994 | Nebraska (USA/NFF) | 13-0-0 |
| 1960 | Minnesota | 8-2-0 | 1972 | Southern California | 12-0-0 | 1984 | Brigham Young | 13-0-0 | 1995 | Nebraska (USA/NFF) | 12-0-0 |
| 1961 | Alabama | 11-0-0 | 1973 | Notre Dame | 11-0-0 | 1985 | Oklahoma | 11-1-0 | 1996 | Florida (USA/NFF) | 12-1-0 |
| 1962 | Southern California | 11-0-0 | 1974 | Southern California | 10-1-1 | 1986 | Penn St. | 12-0-0 | 1997 | Michigan | 12-0-0 |
| 1963 | Texas | 11-0-0 | 1975 | Oklahoma | 11-1-0 | 1987 | Miami (Fla.) | 12-0-0 | 1998 | Tennessee | 13-0-0 |
| 1964 | Notre Dame | 9-1-0 | 1976 | Pittsburgh | 12-0-0 | 1988 | Notre Dame | 12-0-0 | 1999 | Florida St. | 12-0-0 |
| 1965 | Michigan St. | 10-1-0 | 1977 | Notre Dame | 11-1-0 | 1989 | Miami (Fla.) | 11-1-0 | 2000 | Oklahoma | 13-0-0 |
| 1966 | Michigan St. 9-0-1/Notre Dame | 9-0-1 | 1978 | Alabama | 11-1-0 | 1990 | Colorado | 11-1-1 | 2001 | Miami (Fla.) | 12-0-0 |
| 1967 | Southern California | 10-1-0 | 1979 | Alabama | 12-0-0 | 1991 | Wash. (UPI/NFF) | 12-0-0 | 2002 | Ohio St. | 14-0-0 |
| 1968 | Ohio St. | 10-0-0 | 1980 | Georgia | 12-0-0 | 1992 | Alabama (UPI/NFF) | 13-0-0 | 2003 | LSU | 13-1-0 |
| 1969 | Texas | 11-0-0 | 1981 | Clemson | 12-0-0 | 1993 | Florida St. (USA/NFF) | 12-1-0 | 2004 | Southern California | 13-0-0 |
| 1970 | Ohio St. 10-1-0/Texas | 10-1-0 | 1982 | Penn St. | 11-1-0 | | | | 2005 | Texas | 13-0-0 |

UNITED PRESS

| Year | Team | Record | Year | Team | Record | Year | Team | Record | Year | Team | Record |
|------|--------------|--------|------|---------------------|--------|------|---------------------|--------|------|--------------|--------|
| 1950 | Oklahoma | 10-1-0 | 1962 | Southern California | 11-0-0 | 1974 | Southern California | 10-1-1 | 1985 | Oklahoma | 11-1-0 |
| 1951 | Tennessee | 10-0-0 | 1963 | Texas | 11-0-0 | 1975 | Oklahoma | 11-1-0 | 1986 | Penn St. | 12-0-0 |
| 1952 | Michigan St. | 9-0-0 | 1964 | Alabama | 10-1-0 | 1976 | Pittsburgh | 12-0-0 | 1987 | Miami (Fla.) | 12-0-0 |
| 1953 | Maryland | 10-1-0 | 1965 | Michigan St. | 10-1-0 | 1977 | Notre Dame | 11-1-0 | 1988 | Notre Dame | 12-0-0 |
| 1954 | UCLA | 9-0-0 | 1966 | Notre Dame | 9-0-1 | 1978 | Southern California | 12-1-0 | 1989 | Miami (Fla.) | 11-1-0 |
| 1955 | Oklahoma | 11-0-0 | 1967 | Southern California | 10-1-0 | 1979 | Alabama | 12-0-0 | 1990 | Georgia Tech | 11-0-1 |
| 1956 | Oklahoma | 10-0-0 | 1968 | Ohio St. | 10-0-0 | 1980 | Georgia | 12-0-0 | 1991 | Washington | 12-0-0 |
| 1957 | Ohio St. | 9-1-0 | 1969 | Texas | 11-0-0 | 1981 | Clemson | 12-0-0 | 1992 | Alabama | 13-0-0 |
| 1958 | LSU | 11-0-0 | 1970 | Texas | 10-1-0 | 1982 | Penn St. | 11-1-0 | 1993 | Florida St. | 12-1-0 |
| 1959 | Syracuse | 11-0-0 | 1971 | Nebraska | 13-0-0 | 1983 | Miami (Fla.) | 11-1-0 | 1994 | Nebraska | 13-0-0 |
| 1960 | Minnesota | 8-2-0 | 1972 | Southern California | 12-0-0 | 1984 | Brigham Young | 13-0-0 | 1995 | Nebraska | 12-0-0 |
| 1961 | Alabama | 11-0-0 | 1973 | Alabama | 11-1-0 | | | | | | |

FOOTBALL WRITERS'

| Year | Team | Record | Year | Team | Record | Year | Team | Record | Year | Team | Record | |
|------|---------------------|------------------------|--------|---------------------|---------|--------|---------------|------------|--------|---------------------|---------------------|--------|
| 1954 | UCLA | 9-0-0 | 1967 | Southern California | 10-1-0 | 1980 | Georgia | 12-0-0 | 1993 | Florida St. | 12-1-0 | |
| 1955 | Oklahoma | 11-0-0 | 1968 | Ohio St. | 10-0-0 | 1981 | Clemson | 12-0-0 | 1994 | Nebraska | 13-0-0 | |
| 1956 | Oklahoma | 10-0-0 | 1969 | Texas | 11-0-0 | 1982 | Penn St. | 11-1-0 | 1995 | Nebraska | 12-0-0 | |
| 1957 | Ohio St. | 9-1-0 | 1970 | Nebraska | 11-0-1 | 1983 | Miami (Fla.) | 11-1-0 | 1996 | Florida | 12-1-0 | |
| 1958 | Iowa | 8-1-1 | 1971 | Nebraska | 13-0-0 | 1984 | Brigham Young | 13-0-0 | 1997 | Michigan | 12-0-0 | |
| 1959 | Syracuse | 11-0-0 | 1972 | Southern California | 12-0-0 | 1985 | Oklahoma | 11-1-0 | 1998 | Tennessee | 13-0-0 | |
| 1960 | Mississippi | 10-0-1 | 1973 | Notre Dame | 11-0-0 | 1986 | Penn St. | 12-0-0 | 1999 | Florida St. | 12-0-0 | |
| 1961 | Ohio St. | 8-0-1 | 1974 | Southern California | 10-1-1 | 1987 | Miami (Fla.) | 12-0-0 | 2000 | Oklahoma | 13-0-0 | |
| 1962 | Southern California | 11-0-0 | 1975 | Oklahoma | 11-1-0 | 1988 | Notre Dame | 12-0-0 | 2001 | Miami (Fla.) | 12-0-0 | |
| 1963 | Texas | 11-0-0 | 1976 | Pittsburgh | 12-0-0 | 1989 | Miami (Fla.) | 11-1-0 | 2002 | Ohio St. | 14-0-0 | |
| 1964 | Arkansas | 11-0-0 | 1977 | Notre Dame | 11-1-0 | 1990 | Colorado | 11-1-1 | 2003 | Southern California | 12-1-0 | |
| 1965 | Alabama | 9-1-1/ Michigan St. | 10-1-0 | 1978 | Alabama | 11-1-0 | 1991 | Washington | 12-0-0 | 2004 | Southern California | 13-0-0 |
| 1966 | Notre Dame | 9-0-1 | 1979 | Alabama | 12-0-0 | 1992 | Alabama | 13-0-0 | 2005 | Texas | 13-0-0 | |

USA TODAY/ESPN

| Year | Team | Record | Year | Team | Record | Year | Team | Record | Year | Team | Record |
|------|---------------------|--------|------|--------------------|--------|------|--------------------|--------|------|----------------------------|--------|
| 1982 | Penn St. | 11-1-0 | 1988 | Notre Dame (CNN) | 12-0-0 | 1994 | Nebraska (CNN) | 13-0-0 | 2000 | Oklahoma (ESPN) | 13-0-0 |
| 1983 | Miami (Fla.) (CNN) | 11-1-0 | 1989 | Miami (Fla.) (CNN) | 11-1-0 | 1995 | Nebraska (CNN) | 12-0-0 | 2001 | Miami (Fla.) (ESPN) | 12-0-0 |
| 1984 | Brigham Young (CNN) | 13-0-0 | 1990 | Colorado (CNN) | 11-1-1 | 1996 | Florida (CNN) | 12-1-0 | 2002 | Ohio St. (ESPN) | 14-0-0 |
| 1985 | Oklahoma (CNN) | 11-1-0 | 1991 | Washington (CNN) | 12-0-0 | 1997 | Nebraska (ESPN) | 13-0-0 | 2003 | LSU (ESPN) | 13-1-0 |
| 1986 | Penn St. (CNN) | 12-0-0 | 1992 | Alabama (CNN) | 13-0-0 | 1998 | Tennessee (ESPN) | 13-0-0 | 2004 | Southern California (ESPN) | 13-0-0 |
| 1987 | Miami (Fla.) (CNN) | 12-0-0 | 1993 | Florida St. (CNN) | 12-1-0 | 1999 | Florida St. (ESPN) | 12-0-0 | 2005 | Texas (ESPN) | 13-0-0 |

National Poll Champions in Bowl Games

| Year | Team | Coach (Yearst) | Record | Bowl (Result) |
|------|---------------------|------------------------------|--------|---------------------------------------|
| 1900 | Yale | Malcolm McBride | 12-0-0 | None |
| 1901 | Michigan | Fielding Yost | 11-0-0 | Rose (beat Stanford, 49-0) |
| | Harvard | William Reid | 12-0-0 | None |
| 1902 | Michigan | Fielding Yost | 11-0-0 | None |
| | Yale | Joseph Swan | 11-0-1 | None |
| 1903 | Princeton | Art Hillebrand | 11-0-0 | None |
| 1904 | Penn | Carl Williams | 12-0-0 | None |
| 1905 | Chicago | Amos Alonzo Stagg | 11-0-0 | None |
| | Yale | J.E. Owsley | 10-0-0 | None |
| 1906 | Princeton | Bill Roper | 9-0-1 | None |
| | Yale | Foster Rockwell | 9-0-1 | None |
| 1907 | Yale | William Knox | 9-0-1 | None |
| 1908 | Penn | Sol Metzger | 11-0-1 | None |
| | Harvard | Percy Haughton | 9-0-1 | None |
| 1909 | Yale | Howard Jones | 10-0-0 | None |
| 1910 | Harvard | Percy Haughton | 8-0-1 | None |
| 1911 | Princeton | Bill Roper | 8-0-2 | None |
| 1912 | Harvard | Percy Haughton | 9-0-0 | None |
| 1913 | Harvard | Percy Haughton | 9-0-0 | None |
| 1914 | Army | Charley Daly | 9-0-0 | None |
| | Harvard | Percy Haughton | 7-0-2 | None |
| 1915 | Cornell | Al Sharpe | 9-0-0 | None |
| 1916 | Pittsburgh | Glenn "Pop" Warner | 8-0-0 | None |
| 1917 | Georgia Tech | John Heisman | 9-0-0 | None |
| 1918 | Pittsburgh | Glenn "Pop" Warner | 4-1-0 | None |
| 1919 | Harvard | Robert Fisher | 9-0-1 | Rose (beat Oregon, 7-6) |
| | Penn St. | Hugo Bezdek | 7-1-0 | None |
| 1920 | California | Andy Smith | 9-0-0 | Rose (beat Ohio St., 28-0) |
| | Princeton | Bill Roper | 6-0-1 | None |
| 1921 | Cornell | Gil Dobie | 8-0-0 | None |
| | Penn St. | Hugo Bezdek | 8-0-2 | None |
| 1922 | Cornell | Gil Dobie | 8-0-0 | None |
| | Princeton | Bill Roper | 8-0-0 | None |
| 1923 | Illinois | Robert Zuppke | 8-0-0 | None |
| 1924 | Notre Dame | Knute Rockne | 10-0-0 | Rose (beat Stanford, 27-10) |
| 1925 | Alabama | Wallace Wade | 10-0-0 | Rose (beat Washington, 20-19) |
| | Dartmouth | Jesse Hawley | 8-0-0 | None |
| 1926 | Alabama | Wallace Wade | 9-0-1 | Rose (tied Stanford, 7-7) |
| | Stanford | Glenn "Pop" Warner | 10-0-1 | Rose (tied Alabama, 7-7) |
| 1927 | Illinois | Robert Zuppke | 7-0-1 | None |
| 1928 | Georgia Tech | Bill Alexander | 10-0-0 | Rose (beat California, 8-7) |
| | Southern California | Howard Jones | 9-0-1 | None |
| 1929 | Notre Dame | Knute Rockne | 9-0-0 | None |
| 1930 | Notre Dame | Knute Rockne | 10-0-0 | None |
| 1931 | Southern California | Howard Jones | 10-1-0 | Rose (beat Tulane, 21-12) |
| 1932 | Michigan | Harry Kipke | 8-0-0 | None |
| | Southern California | Howard Jones | 10-0-0 | Rose (beat Pittsburgh, 35-0) |
| 1933 | Michigan | Harry Kipke | 7-0-1 | None |
| 1934 | Minnesota | Bernie Bierman | 8-0-0 | None |
| 1935 | Minnesota | Bernie Bierman | 8-0-0 | None |
| | SMU | Matty Bell | 12-1-0 | Rose (lost to Stanford, 7-0) |
| 1936 | Minnesota | Bernie Bierman (5-15) | 7-1-0 | None |
| 1937 | Pittsburgh | Jock Sutherland (13-18) | 9-0-1 | None |
| 1938 | TCU | Dutch Meyer (5-5) | 11-0-0 | Sugar (beat Carnegie Mellon, 15-7) |
| 1939 | Texas A&M | Homer Norton (6-16) | 11-0-0 | Sugar (beat Tulane, 14-13) |
| 1940 | Minnesota | Bernie Bierman (9-19) | 8-0-0 | None |
| 1941 | Minnesota | Bernie Bierman (10-20) | 8-0-0 | None |
| 1942 | Ohio St. | Paul Brown (2-2) | 9-1-0 | None |
| 1943 | Notre Dame | Frank Leahy (3-5) | 9-1-0 | None |
| 1944 | Army | Earl "Red" Blaik (4-11) | 9-0-0 | None |
| 1945 | Army | Earl "Red" Blaik (5-12) | 9-0-0 | None |
| 1946 | Notre Dame | Frank Leahy (4-6) | 8-0-1 | None |
| 1947 | Notre Dame | Frank Leahy (5-7) | 9-0-0 | None |
| 1948 | Michigan | Bennie Oosterbaan (1-1) | 9-0-0 | None |
| 1949 | Notre Dame | Frank Leahy (7-9) | 10-0-0 | None |
| 1950 | Oklahoma | Bud Wilkinson (4-4) | 10-1-0 | Sugar (lost to Kentucky, 13-7) |
| 1951 | Tennessee | Robert Neyland (20-20) | 10-0-0 | Sugar (lost to Maryland, 28-13) |
| 1952 | Michigan St. | Clarence "Biggie" Munn (6-9) | 9-0-0 | None |
| 1953 | Maryland | Jim Tatum (7-9) | 10-1-0 | Orange (lost to Oklahoma, 7-0) |
| 1954 | Ohio St. | Woody Hayes (4-9) | 10-0-0 | Rose (beat Southern California, 20-7) |
| | UCLA | Red Sanders (6-12) | 9-0-0 | None |
| 1955 | Oklahoma | Bud Wilkinson (9-9) | 11-0-0 | Orange (beat Maryland, 20-6) |
| 1956 | Oklahoma | Bud Wilkinson (10-10) | 10-0-0 | None |
| 1957 | Auburn | Ralph "Shug" Jordan (7-7) | 10-0-0 | None |
| | Ohio St. | Woody Hayes (7-12) | 9-1-0 | Rose (beat Oregon, 10-7) |
| 1958 | LSU | Paul Dietzel (4-4) | 11-0-0 | Sugar (beat Clemson, 7-0) |
| | Iowa | Forest Evashevski (5-8) | 8-1-1 | Rose (beat California, 38-12) |
| 1959 | Syracuse | Ben Schwartzwalder (11-14) | 11-0-0 | Cotton (beat Texas, 23-14) |
| 1960 | Minnesota | Murray Warmath (7-9) | 8-2-0 | Rose (lost to Washington, 17-7) |
| | Mississippi | Johnny Vaught (14-14) | 10-0-1 | Sugar (beat Rice, 14-6) |

Consensus National Champions

SINCE 1950

AP — Associated Press

UPI — United Press International (1950-95)

FWAA — Football Writers Association of America

NFF — National Football Foundation/College Football Hall of Fame

USA/CNN — USA Today/CNN

USA/ESPN — USA Today/ESPN

Year Champion (Selectors)

| | |
|------|---|
| 1950 | Oklahoma (AP, UPI) |
| 1951 | Tennessee (AP, UPI) |
| 1952 | Michigan St. (AP, UPI) |
| 1953 | Maryland (AP, UPI) |
| 1954 | UCLA (FWAA, UPI) |
| | Ohio St. (AP) |
| 1955 | Oklahoma (AP, FWAA, UPI) |
| 1956 | Oklahoma (AP, FWAA, UPI) |
| 1957 | Ohio St. (FWAA, UPI) |
| | Auburn (AP) |
| 1958 | LSU (AP, UPI) |
| | Iowa (FWAA) |
| 1959 | Syracuse (AP, FWAA, NFF, UPI) |
| 1960 | Minnesota (AP, NFF, UPI) |
| | Mississippi (FWAA) |
| 1961 | Alabama (AP, NFF, UPI) |
| | Ohio St. (FWAA) |
| 1962 | Southern California (AP, FWAA, NFF, UPI) |
| 1963 | Texas (AP, FWAA, NFF, UPI) |
| 1964 | Alabama (AP, UPI) |
| | Arkansas (FWAA) |
| | Notre Dame (NFF) |
| 1965 | Michigan St. (FWAA, NFF, UPI) |
| | Alabama (AP, FWAA) |
| 1966 | Notre Dame (AP, FWAA, NFF, UPI) |
| | Michigan St. (NFF) |
| 1967 | Southern California (AP, FWAA, NFF, UPI) |
| 1968 | Ohio St. (AP, FWAA, NFF, UPI) |
| 1969 | Texas (AP, FWAA, NFF, UPI) |
| 1970 | Nebraska (AP, FWAA) |
| | Texas (NFF, UPI) |
| | Ohio St. (NFF) |
| 1971 | Nebraska (AP, FWAA, NFF, UPI) |
| 1972 | Southern California (AP, FWAA, NFF, UPI) |
| 1973 | Notre Dame (AP, FWAA, NFF) |
| | Alabama (UPI) |
| 1974 | Southern California (FWAA, NFF, UPI) |
| | Oklahoma (AP) |
| 1975 | Oklahoma (AP, FWAA, NFF, UPI) |
| 1976 | Pittsburgh (AP, FWAA, NFF, UPI) |
| 1977 | Notre Dame (AP, FWAA, NFF, UPI) |
| 1978 | Alabama (AP, FWAA, NFF) |
| | Southern California (UPI) |
| 1979 | Alabama (AP, FWAA, NFF, UPI) |
| 1980 | Georgia (AP, FWAA, NFF, UPI) |
| 1981 | Clemson (AP, FWAA, NFF, UPI) |
| 1982 | Penn St. (AP, FWAA, NFF, UPI, USA/CNN) |
| 1983 | Miami (Fla.) (AP, FWAA, NFF, UPI, USA/CNN) |
| 1984 | Brigham Young (AP, FWAA, NFF, UPI, USA/CNN) |
| 1985 | Oklahoma (AP, FWAA, NFF, UPI, USA/CNN) |
| 1986 | Penn St. (AP, FWAA, NFF, UPI, USA/CNN) |
| 1987 | Miami (Fla.) (AP, FWAA, NFF, UPI, USA/CNN) |
| 1988 | Notre Dame (AP, FWAA, NFF, UPI, USA/CNN) |
| 1989 | Miami (Fla.) (AP, FWAA, NFF, UPI, USA/CNN) |
| 1990 | Colorado (AP, FWAA, NFF, USA/CNN) |
| | Georgia Tech (UPI) |
| 1991 | Washington (FWAA, NFF, USA/CNN, UPI) |
| | Miami (Fla.) (AP) |
| 1992 | Alabama (AP, FWAA, NFF, USA/CNN, UPI) |
| 1993 | Florida St. (AP, FWAA, NFF, USA/CNN, UPI) |
| 1994 | Nebraska (AP, FWAA, NFF, USA/CNN, UPI) |
| 1995 | Nebraska (AP, FWAA, NFF, USA/CNN, UPI) |
| 1996 | Florida (AP, FWAA, NFF, USA/CNN) |
| 1997 | Michigan (AP, FWAA, NFF) |
| | Nebraska (USA/ESPN) |
| 1998 | Tennessee (AP, FWAA, NFF, USA/ESPN) |
| 1999 | Florida St. (AP, FWAA, NFF, USA/ESPN) |
| 2000 | Oklahoma (AP, FWAA, NFF, USA/ESPN) |

| Year | Team | Coach (Years†) | Record | Bowl (Result) |
|-------|---------------------|------------------------------|--------|--|
| 1961 | Alabama | Paul "Bear" Bryant (4-17) | 11-0-0 | Sugar (beat Arkansas, 10-3) |
| | Ohio St. | Woody Hayes (11-16) | 8-0-1 | None |
| 1962 | Southern California | John McKay (3-3) | 11-0-0 | Rose (beat Wisconsin, 42-37) |
| 1963 | Texas | Darrell Royal (7-10) | 11-0-0 | Cotton (beat Navy, 28-6) |
| 1964 | Alabama | Paul "Bear" Bryant (7-20) | 10-1-0 | Orange (lost to Texas, 21-17) |
| | Arkansas | Frank Broyles (3-4) | 11-0-0 | Cotton (beat Nebraska, 10-7) |
| | Notre Dame | Ara Parseghian (11-14) | 9-1-0 | None |
| 1965 | Alabama | Paul "Bear" Bryant (8-21) | 9-1-1 | Orange (beat Nebraska, 39-28) |
| | Michigan St. | Duffy Daugherty (12-12) | 10-1-0 | Rose (lost to UCLA, 14-12) |
| 1966 | Michigan St. | Duffy Daugherty (13-13) | 9-0-1 | None |
| | Notre Dame | Ara Parseghian (3-17) | 9-0-1 | None |
| 1967 | Southern California | John McKay (8-8) | 10-1-0 | Rose (beat Indiana, 14-3) |
| 1968 | Ohio St. | Woody Hayes (18-23) | 10-0-0 | Rose (beat Southern California, 27-16) |
| 1969 | Texas | Darrell Royal (13-16) | 11-0-0 | Cotton (beat Notre Dame, 21-17) |
| 1970 | Nebraska | Bob Devaney (9-14) | 11-0-1 | Orange (beat LSU, 17-12) |
| | Ohio St. | Woody Hayes (20-25) | 9-1-0 | Rose (lost to Stanford, 27-17) |
| | Texas | Darrell Royal (14-17) | 10-1-0 | Cotton (lost to Notre Dame, 24-11) |
| 1971 | Nebraska | Bob Devaney (10-15) | 13-0-0 | Orange (beat Alabama, 38-6) |
| 1972 | Southern California | John McKay (13-13) | 12-0-0 | Rose (beat Ohio St., 42-17) |
| 1973 | Alabama | Paul "Bear" Bryant (16-29) | 11-1-0 | Sugar (lost to Notre Dame, 24-23) |
| | Notre Dame | Ara Parseghian (10-23) | 11-0-0 | Sugar (beat Alabama, 24-23) |
| 1974 | Oklahoma | Barry Switzer (2-2) | 11-0-0 | None |
| | Southern California | John McKay (15-15) | 10-1-1 | Rose (beat Ohio St., 18-17) |
| 1975 | Oklahoma | Barry Switzer (3-3) | 11-1-0 | Orange (beat Michigan, 14-6) |
| 1976 | Pittsburgh | Johnny Majors (4-9) | 12-0-0 | Sugar (beat Georgia, 27-3) |
| 1977 | Notre Dame | Dan Devine (3-19) | 11-1-0 | Cotton (beat Texas, 38-10) |
| 1978 | Alabama | Paul "Bear" Bryant (21-34) | 11-1-0 | Sugar (beat Penn St., 14-7) |
| | Southern California | John Robinson (3-3) | 12-1-0 | Rose (beat Michigan, 17-10) |
| 1979 | Alabama | Paul "Bear" Bryant (22-35) | 12-0-0 | Sugar (beat Arkansas, 24-9) |
| 1980 | Georgia | Vince Dooley (17-17) | 12-0-0 | Sugar (beat Notre Dame, 17-10) |
| 1981 | Clemson | Danny Ford (4-4#) | 12-0-0 | Orange (beat Nebraska, 22-15) |
| 1982 | Penn St. | Joe Paterno (17-17) | 11-1-0 | Sugar (beat Georgia, 27-23) |
| 1983 | Miami (Fla.) | Howard Schnellenberger (5-5) | 11-1-0 | Orange (beat Nebraska, 31-30) |
| 1984 | Brigham Young | LaVell Edwards (13-13) | 13-0-0 | Holiday (beat Michigan, 24-17) |
| 1985 | Oklahoma | Barry Switzer (13-13) | 11-1-0 | Orange (beat Penn St., 25-10) |
| 1986 | Penn St. | Joe Paterno (21-21) | 12-0-0 | Fiesta (beat Miami [Fla.], 14-10) |
| 1987 | Miami (Fla.) | Jimmy Johnson (3-9) | 12-0-0 | Orange (beat Oklahoma, 20-14) |
| 1988 | Notre Dame | Lou Holtz (3-19) | 12-0-0 | Fiesta (beat West Virginia, 34-21) |
| 1989 | Miami (Fla.) | Dennis Erickson (1-8) | 11-1-0 | Sugar (beat Alabama, 33-25) |
| 1990 | Colorado | Bill McCartney (9-9) | 11-1-1 | Orange (beat Notre Dame, 10-9) |
| | Georgia Tech | Bobby Ross (4-14) | 11-0-1 | Fla. Citrus (beat Nebraska, 45-21) |
| 1991 | Miami (Fla.) | Dennis Erickson (3-10) | 12-0-0 | Orange (beat Nebraska, 22-0) |
| | Washington | Don James (17-21) | 12-0-0 | Rose (beat Michigan, 34-14) |
| 1992 | Alabama | Gene Stallings (3-10) | 13-0-0 | Sugar (beat Miami [Fla.], 34-13) |
| 1993 | Florida St. | Bobby Bowden (18-28) | 12-1-0 | Orange (beat Nebraska, 18-16) |
| 1994 | Nebraska | Tom Osborne (22-22) | 13-0-0 | Orange (beat Miami [Fla.], 24-17) |
| 1995 | Nebraska | Tom Osborne (23-23) | 12-0-0 | Fiesta (beat Florida, 62-24) |
| 1996 | Florida | Steve Spurrier (7-10) | 12-1-0 | Sugar (beat Florida St., 52-20) |
| 1997 | Michigan | Lloyd Carr (3-3) | 12-0-0 | Rose (beat Washington St., 21-16) |
| | Nebraska | Tom Osborne (25-25) | 13-0-0 | Orange (beat Tennessee, 42-17) |
| 1998* | Tennessee | Phillip Fulmer (7-7) | 13-0-0 | Fiesta (beat Florida St., 23-16) |
| 1999 | Florida St. | Bobby Bowden (25-35) | 12-0-0 | Sugar (beat Virginia Tech, 46-29) |
| 2000 | Oklahoma | Bob Stoops (2-2) | 13-0-0 | Orange (beat Florida St., 13-2) |
| 2001 | Miami (Fla.) | Larry Coker (1-1) | 12-0-0 | Rose (beat Nebraska, 37-14) |
| 2002 | Ohio St. | Jim Tressel (2-17) | 14-0-0 | Fiesta (beat Miami [Fla.] 31-24 [2ot]) |
| 2003 | LSU | Nick Saban (4-10) | 13-1-0 | Sugar (beat Oklahoma, 21-14) |
| | Southern California | Pete Carroll (3-3) | 12-1-0 | Rose (beat Michigan, 28-14) |
| 2004 | Southern California | Pete Carroll (4-4) | 13-0-0 | Orange (beat Oklahoma, 55-19) |
| 2005 | Texas | Mack Brown (8-22) | 13-0-0 | Rose (beat Southern California, 41-38) |

† Years head coach at that college and total years at four-year colleges. #Includes last game of 1978 season. *First year of BCS ranking system.

| Year | Champion (Selectors) |
|------|---|
| 2001 | Miami (Fla.) (AP, FWAA, NFF, USA/ESPN) |
| 2002 | Ohio St. (AP, FWAA, NFF, USA/ESPN) |
| 2003 | LSU (NFF, USA/ESPN) |
| | Southern California (AP, FWAA) |
| 2004 | Southern California (AP, FWAA, NFF, USA/ESPN) |
| 2005 | Texas (AP, FWAA, NFF, USA/ESPN) |

All-Time Associated Press National Poll Championships

(From 1936-Present)

| Team | No. | Years No. 1 in Poll |
|--------------------------|-----------|--|
| Notre Dame..... | 8 | 1943, 1946, 1947, 1949, 1966, 1973, 1977, 1988 |
| Oklahoma..... | 7 | 1950, 1955, 1956, 1974, 1975, 1985, 2000 |
| Alabama..... | 6 | 1961, 1964, 1965, 1978, 1979, 1992 |
| Miami (Fla.)..... | 5 | 1983, 1987, 1989, 1991, 2001 |
| Southern California..... | 5 | 1962, 1967, 1972, 2003, 2004 |
| Minnesota..... | 4 | 1936, 1940, 1941, 1960 |
| Nebraska..... | 4 | 1970, 1971, 1994, 1995 |
| Ohio St. | 4 | 1942, 1954, 1968, 2002 |
| Texas..... | 3 | 1963, 1969, 2005 |
| Army..... | 2 | 1944, 1945 |
| Florida St. | 2 | 1993, 1999 |
| Michigan..... | 2 | 1948, 1997 |
| Penn St. | 2 | 1982, 1986 |
| Pittsburgh..... | 2 | 1937, 1976 |
| Tennessee..... | 2 | 1951, 1998 |
| Auburn..... | 1 | 1957 |
| Brigham Young..... | 1 | 1984 |
| Clemson..... | 1 | 1981 |
| Colorado..... | 1 | 1990 |
| Florida..... | 1 | 1996 |
| Georgia..... | 1 | 1980 |
| LSU..... | 1 | 1958 |
| Maryland..... | 1 | 1953 |
| Michigan St. | 1 | 1952 |
| Syracuse..... | 1 | 1959 |
| Texas A&M..... | 1 | 1939 |
| TCU..... | 1 | 1938 |
| Total..... | 70 | |

Associated Press Weekly Poll Leaders

The weekly dates are for Monday or Tuesday, the most frequent release dates of the poll, except when the final poll was taken after early January bowl games. A team's record includes its last game before the weekly poll. A new weekly leader's rank the previous week is indicated in parentheses after its record. Final poll leaders (annual champions) are in bold face. (Note: Only 10 teams were ranked in the weekly polls during 1962, 1963, 1964, 1965, 1966 and 1967; 20 were ranked in all other seasons until 1989, when 25 were ranked.)

| | | | |
|-------------|--------------|------------------------|---------------------|
| 1936 | 10-20 | Minnesota..... | (3-0-0) |
| | 10-27 | Minnesota..... | (4-0-0) |
| | 11-3 | Northwestern..... | (5-0-0) (3) |
| | 11-10 | Northwestern..... | (6-0-0) |
| | 11-17 | Northwestern..... | (7-0-0) |
| | 11-24 | Minnesota..... | (7-1-0) (2) |
| | 12-1 | Minnesota..... | (7-1-0) (2) |
| 1937 | 10-20 | California..... | (5-0-0) |
| | 10-27 | California..... | (6-0-0) |
| | 11-2 | California..... | (7-0-0) |
| | 11-9 | Pittsburgh..... | (6-0-1) (3) |
| | 11-16 | Pittsburgh..... | (7-0-1) |
| | 11-23 | Pittsburgh..... | (8-0-1) |
| | 11-30 | Pittsburgh..... | (9-0-1) |
| 1938 | 10-18 | Pittsburgh..... | (4-0-0) |
| | 10-25 | Pittsburgh..... | (5-0-0) |
| | 11-1 | Pittsburgh..... | (6-0-0) |
| | 11-8 | TCU..... | (7-0-0) (2) |
| | 11-15 | Notre Dame..... | (7-0-0) (2) |
| | 11-22 | Notre Dame..... | (8-0-0) |
| | 11-29 | Notre Dame..... | (8-0-0) |
| | 12-6 | TCU..... | (10-0-0) (2) |
| 1939 | 10-17 | Pittsburgh..... | (3-0-0) |
| | 10-24 | Tennessee..... | (4-0-0) (5) |
| | 10-31 | Tennessee..... | (5-0-0) |
| | 11-7 | Tennessee..... | (6-0-0) |

| | | | |
|-------------|--------------|--------------------------------|--------------------|
| | 11-14 | Tennessee..... | (7-0-0) |
| | 11-21 | Texas A&M..... | (9-0-0) (2) |
| | 11-28 | (tie) Texas A&M..... | (9-0-0) |
| | | (tie) Southern California..... | (6-0-1) (4) |
| | 12-5 | Texas A&M..... | (10-0-0) |
| | 12-12 | Texas A&M..... | (10-0-0) |
| 1940 | 10-15 | Cornell..... | (2-0-0) |
| | 10-22 | Cornell..... | (3-0-0) |
| | 10-29 | Cornell..... | (4-0-0) |
| | 11-5 | Cornell..... | (5-0-0) |
| | 11-12 | Minnesota..... | (6-0-0) (2) |
| | 11-19 | Minnesota..... | (7-0-0) |
| | 11-26 | Minnesota..... | (8-0-0) |
| | 12-3 | Minnesota..... | (8-0-0) |
| 1941 | 10-14 | Minnesota..... | (2-0-0) |
| | 10-21 | Minnesota..... | (3-0-0) |
| | 10-28 | (tie) Minnesota..... | (4-0-0) |
| | | (tie) Texas..... | (5-0-0) (2) |
| | 11-4 | Texas..... | (6-0-0) |
| | 11-11 | Minnesota..... | (6-0-0) (2) |
| | 11-18 | Minnesota..... | (7-0-0) |
| | 11-25 | Minnesota..... | (8-0-0) |
| | 12-2 | Minnesota..... | (8-0-0) |
| 1942 | 10-13 | Ohio St. | (3-0-0) |
| | 10-20 | Ohio St. | (4-0-0) |
| | 10-27 | Ohio St. | (5-0-0) |
| | 11-3 | Georgia..... | (7-0-0) (2) |
| | 11-10 | Georgia..... | (8-0-0) |
| | 11-17 | Georgia..... | (9-0-0) |
| | 11-24 | Boston College..... | (8-0-0) (3) |
| | 12-1 | Ohio St. | (9-1-0) (3) |
| 1943 | 10-5 | Notre Dame..... | (2-0-0) |
| | 10-12 | Notre Dame..... | (3-0-0) |
| | 10-19 | Notre Dame..... | (4-0-0) |
| | 10-26 | Notre Dame..... | (5-0-0) |
| | 11-2 | Notre Dame..... | (6-0-0) |
| | 11-9 | Notre Dame..... | (7-0-0) |
| | 11-16 | Notre Dame..... | (8-0-0) |
| | 11-23 | Notre Dame..... | (9-0-0) |
| | 11-30 | Notre Dame..... | (9-1-0) |

| | | | |
|--------------|-------------|------------------------|--------------------|
| 1944 | 10-10 | Notre Dame..... | (2-0-0) |
| | 10-17 | Notre Dame..... | (3-0-0) |
| | 10-24 | Notre Dame..... | (4-0-0) |
| | 10-31 | Army..... | (5-0-0) (2) |
| | 11-7 | Army..... | (6-0-0) |
| | 11-14 | Army..... | (7-0-0) |
| | 11-21 | Army..... | (8-0-0) |
| | 11-28 | Army..... | (8-0-0) |
| | 12-5 | Army..... | (9-0-0) |
| 1945 | 10-9 | Army..... | (2-0-0) |
| | 10-16 | Army..... | (3-0-0) |
| | 10-23 | Army..... | (4-0-0) |
| | 10-30 | Army..... | (5-0-0) |
| | 11-6 | Army..... | (6-0-0) |
| | 11-13 | Army..... | (7-0-0) |
| | 11-20 | Army..... | (8-0-0) |
| | 11-27 | Army..... | (8-0-0) |
| | 12-4 | Army..... | (9-0-0) |
| 1946 | 10-8 | Texas..... | (3-0-0) |
| | 10-15 | Army..... | (4-0-0) (2) |
| | 10-22 | Army..... | (5-0-0) |
| | 10-29 | Army..... | (6-0-0) |
| | 11-5 | Army..... | (7-0-0) |
| | 11-12 | Army..... | (7-0-1) |
| | 11-19 | Army..... | (8-0-1) |
| | 11-26 | Army..... | (8-0-1) |
| | 12-3 | Notre Dame..... | (8-0-1) (2) |
| 1947* | 10-7 | Notre Dame..... | (1-0-0) |
| | 10-14 | Michigan..... | (3-0-0) (2) |
| | 10-21 | Michigan..... | (4-0-0) |
| | 10-28 | Notre Dame..... | (4-0-0) (2) |
| | 11-4 | Notre Dame..... | (5-0-0) |
| | 11-11 | Notre Dame..... | (6-0-0) |
| | 11-18 | Michigan..... | (8-0-0) (2) |
| | 11-25 | Notre Dame..... | (8-0-0) (2) |
| | 12-2 | Notre Dame..... | (8-0-0) |
| | 12-9 | Notre Dame..... | (9-0-0) |
| 1948 | 10-5 | Notre Dame..... | (2-0-0) |
| | 10-12 | North Carolina..... | (3-0-0) (2) |

| | | |
|--------------|-----------------|----------------|
| 10-19 | Michigan | (4-0-0) (4) |
| 10-26 | Michigan | (5-0-0) |
| 11-2 | Notre Dame | (6-0-0) (2) |
| 11-9 | Michigan | (7-0-0) (2) |
| 11-16 | Michigan | (8-0-0) |
| 11-23 | Michigan | (9-0-0) |
| 11-30 | Michigan | (9-0-0) |

| | | |
|--------------|-------------------|----------------|
| 1949 | | |
| 10-4 | Michigan | (2-0-0) |
| 10-11 | Notre Dame | (3-0-0) (2) |
| 10-18 | Notre Dame | (4-0-0) |
| 10-25 | Notre Dame | (4-0-0) |
| 11-1 | Notre Dame | (5-0-0) |
| 11-8 | Notre Dame | (6-0-0) |
| 11-15 | Notre Dame | (7-0-0) |
| 11-22 | Notre Dame | (8-0-0) |
| 11-29 | Notre Dame | (9-0-0) |

| | | |
|--------------|-----------------|----------------|
| 1950 | | |
| 10-3 | Notre Dame | (1-0-0) |
| 10-10 | Army | (2-0-0) (4) |
| 10-17 | Army | (3-0-0) |
| 10-24 | SMU | (5-0-0) (3) |
| 10-31 | SMU | (5-0-0) |
| 11-7 | Army | (6-0-0) (2) |
| 11-14 | Ohio St. | (6-1-0) (2) |
| 11-21 | Oklahoma | (8-0-0) (2) |
| 11-28 | Oklahoma | (9-0-0) |

| | | |
|-------------|------------------|-----------------|
| 1951 | | |
| 10-2 | Michigan St. | (2-0-0) |
| 10-9 | Michigan St. | (3-0-0) |
| 10-16 | California | (4-0-0) (2) |
| 10-23 | Tennessee | (4-0-0) (2) |
| 10-30 | Tennessee | (5-0-0) |
| 11-6 | Tennessee | (6-0-0) |
| 11-13 | Michigan St. | (7-0-0) (5) |
| 11-20 | Tennessee | (8-0-0) (2) |
| 11-27 | Tennessee | (9-0-0) |
| 12-4 | Tennessee | (10-0-0) |

| | | |
|-------------|---------------------|----------------|
| 1952 | | |
| 9-30 | Michigan St. | (1-0-0) |
| 10-7 | Wisconsin | (2-0-0) (8) |
| 10-14 | Michigan St. | (3-0-0) (2) |
| 10-21 | Michigan St. | (4-0-0) |
| 10-28 | Michigan St. | (5-0-0) |
| 11-4 | Michigan St. | (6-0-0) |
| 11-11 | Michigan St. | (7-0-0) |
| 11-18 | Michigan St. | (8-0-0) |
| 11-25 | Michigan St. | (9-0-0) |
| 12-1 | Michigan St. | (9-0-0) |

| | | |
|-------------|-----------------|-----------------|
| 1953 | | |
| 9-29 | Notre Dame | (1-0-0) |
| 10-6 | Notre Dame | (2-0-0) |
| 10-13 | Notre Dame | (2-0-0) |
| 10-20 | Notre Dame | (3-0-0) |
| 10-27 | Notre Dame | (4-0-0) |
| 11-3 | Notre Dame | (5-0-0) |
| 11-10 | Notre Dame | (6-0-0) |
| 11-17 | Notre Dame | (7-0-0) |
| 11-24 | Maryland | (10-0-0) (2) |
| 12-1 | Maryland | (10-0-0) |

| | | |
|--------------|-----------------|----------------|
| 1954 | | |
| 9-21 | Oklahoma | (1-0-0) |
| 9-28 | Notre Dame | (1-0-0) (2) |
| 10-5 | Oklahoma | (2-0-0) (2) |
| 10-12 | Oklahoma | (3-0-0) |
| 10-19 | Oklahoma | (4-0-0) |
| 10-26 | Ohio St. | (5-0-0) (4) |
| 11-2 | UCLA | (7-0-0) (3) |
| 11-9 | UCLA | (8-0-0) |
| 11-16 | Ohio St. | (8-0-0) (2) |
| 11-23 | Ohio St. | (9-0-0) |
| 11-30 | Ohio St. | (9-0-0) |

| | | |
|--------------|-----------------|-----------------|
| 1955 | | |
| 9-20 | UCLA | (1-0-0) |
| 9-27 | Maryland | (2-0-0) (5) |
| 10-4 | Maryland | (3-0-0) |
| 10-11 | Michigan | (3-0-0) (2) |
| 10-18 | Michigan | (4-0-0) |
| 10-25 | Maryland | (6-0-0) (2) |
| 11-1 | Maryland | (7-0-0) |
| 11-8 | Oklahoma | (7-0-0) (2) |
| 11-15 | Oklahoma | (8-0-0) |
| 11-22 | Oklahoma | (9-0-0) |
| 11-29 | Oklahoma | (10-0-0) |

| | | |
|-------------|-----------------|-----------------|
| 1956 | | |
| 9-25 | Oklahoma | (0-0-0) |
| 10-2 | Oklahoma | (1-0-0) |
| 10-9 | Oklahoma | (2-0-0) |
| 10-16 | Oklahoma | (3-0-0) |
| 10-23 | Michigan St. | (4-0-0) (2) |
| 10-30 | Oklahoma | (5-0-0) (2) |
| 11-6 | Oklahoma | (6-0-0) |
| 11-13 | Tennessee | (7-0-0) (3) |
| 11-20 | Oklahoma | (8-0-0) (2) |
| 11-27 | Oklahoma | (9-0-0) |
| 12-4 | Oklahoma | (10-0-0) |

| | | |
|-------------|---------------|-----------------|
| 1957 | | |
| 9-24 | Oklahoma | (1-0-0) |
| 10-1 | Oklahoma | (1-0-0) |
| 10-8 | Oklahoma | (2-0-0) |
| 10-15 | Michigan St. | (3-0-0) (2) |
| 10-22 | Oklahoma | (4-0-0) (2) |
| 10-29 | Texas A&M | (6-0-0) (2) |
| 11-5 | Texas A&M | (7-0-0) |
| 11-12 | Texas A&M | (8-0-0) |
| 11-19 | Michigan St. | (7-1-0) (4) |
| 11-26 | Auburn | (9-0-0) (2) |
| 12-3 | Auburn | (10-0-0) |

| | | |
|-------------|------------|-----------------|
| 1958 | | |
| 9-23 | Ohio St. | (0-0-0) |
| 9-30 | Oklahoma | (1-0-0) (2) |
| 10-7 | Auburn | (2-0-0) (2) |
| 10-14 | Army | (3-0-0) (3) |
| 10-21 | Army | (4-0-0) |
| 10-28 | LSU | (6-0-0) (3) |
| 11-4 | LSU | (7-0-0) |
| 11-11 | LSU | (8-0-0) |
| 11-18 | LSU | (9-0-0) |
| 11-25 | LSU | (10-0-0) |
| 12-2 | LSU | (10-0-0) |

| | | |
|-------------|-----------------|-----------------|
| 1959 | | |
| 9-22 | LSU | (1-0-0) |
| 9-29 | LSU | (2-0-0) |
| 10-6 | LSU | (3-0-0) |
| 10-13 | LSU | (4-0-0) |
| 10-20 | LSU | (5-0-0) |
| 10-27 | LSU | (6-0-0) |
| 11-3 | LSU | (7-0-0) |
| 11-10 | Syracuse | (7-0-0) (4) |
| 11-17 | Syracuse | (8-0-0) |
| 11-24 | Syracuse | (9-0-0) |
| 12-1 | Syracuse | (9-0-0) |
| 12-8 | Syracuse | (10-0-0) |

| | | |
|--------------|------------------|----------------|
| 1960 | | |
| 9-20 | Mississippi | (1-0-0) |
| 9-27 | Mississippi | (2-0-0) |
| 10-4 | Syracuse | (2-0-0) (2) |
| 10-11 | Mississippi | (4-0-0) (2) |
| 10-18 | Iowa | (4-0-0) (2) |
| 10-25 | Iowa | (5-0-0) |
| 11-1 | Iowa | (6-0-0) |
| 11-8 | Minnesota | (7-0-0) (3) |
| 11-15 | Missouri | (9-0-0) (2) |
| 11-22 | Minnesota | (8-1-0) (4) |
| 11-29 | Minnesota | (8-1-0) |

| | | |
|-------------|----------------|-----------------|
| 1961 | | |
| 9-26 | Iowa | (0-0-0) |
| 10-3 | Iowa | (1-0-0) |
| 10-10 | Mississippi | (3-0-0) (2) |
| 10-17 | Michigan St. | (3-0-0) (5) |
| 10-24 | Michigan St. | (4-0-0) |
| 10-31 | Michigan St. | (5-0-0) |
| 11-7 | Texas | (7-0-0) (3) |
| 11-14 | Texas | (8-0-0) |
| 11-21 | Alabama | (9-0-0) (2) |
| 11-28 | Alabama | (9-0-0) |
| 12-5 | Alabama | (10-0-0) |

| | | |
|-------------|----------------------------|-----------------|
| 1962 | | |
| 9-25 | Alabama | (1-0-0) |
| 10-2 | Ohio St. | (1-0-0) (2) |
| 10-9 | Alabama | (3-0-0) (2) |
| 10-16 | Texas | (4-0-0) (2) |
| 10-23 | Texas | (5-0-0) |
| 10-30 | Northwestern | (5-0-0) (3) |
| 11-6 | Northwestern | (6-0-0) |
| 11-13 | Alabama | (8-0-0) (3) |
| 11-20 | Southern California | (8-0-0) (2) |
| 11-27 | Southern California | (9-0-0) |
| 12-4 | Southern California | (10-0-0) |

| | | |
|--------------|---------------------|-----------------|
| 1963 | | |
| 9-24 | Southern California | (1-0-0) |
| 10-1 | Oklahoma | (1-0-0) (3) |
| 10-8 | Oklahoma | (2-0-0) |
| 10-15 | Texas | (4-0-0) (3) |
| 10-22 | Texas | (5-0-0) |
| 10-29 | Texas | (6-0-0) |
| 11-5 | Texas | (7-0-0) |
| 11-12 | Texas | (8-0-0) |
| 11-19 | Texas | (9-0-0) |
| 11-26 | Texas | (9-0-0) |
| 12-3 | Texas | (10-0-0) |
| 12-10 | Texas | (10-0-0) |

| | | |
|-------------|----------------|---------------------|
| 1964 | | |
| 9-29 | Texas | (2-0-0) |
| 10-6 | Texas | (3-0-0) |
| 10-13 | Texas | (4-0-0) |
| 10-20 | Ohio St. | (4-0-0) (2) |
| 10-27 | Ohio St. | (5-0-0) |
| 11-3 | Notre Dame | (6-0-0) (2) |
| 11-10 | Notre Dame | (7-0-0) |
| 11-17 | Notre Dame | (8-0-0) |
| 11-24 | Notre Dame | (9-0-0) |
| 12-1 | Alabama | (10-0-0) (2) |

| | | |
|-------------|----------------|--------------------|
| 1965 | | |
| 9-21 | Notre Dame | (1-0-0) |
| 9-28 | Texas | (2-0-0) (3) |
| 10-5 | Texas | (3-0-0) |
| 10-12 | Texas | (4-0-0) |
| 10-19 | Arkansas | (5-0-0) (3) |
| 10-26 | Michigan St. | (6-0-0) (2) |
| 11-2 | Michigan St. | (7-0-0) |
| 11-9 | Michigan St. | (8-0-0) |
| 11-16 | Michigan St. | (9-0-0) |
| 11-23 | Michigan St. | (10-0-0) |
| 11-30 | Michigan St. | (10-0-0) |
| 1-4 | Alabama | (9-1-1) (4) |

| | | |
|-------------|-------------------|----------------|
| 1966 | | |
| 9-20 | Michigan St. | (1-0-0) |
| 9-27 | Michigan St. | (2-0-0) |
| 10-4 | Michigan St. | (3-0-0) |
| 10-11 | Michigan St. | (4-0-0) |
| 10-18 | Notre Dame | (4-0-0) (2) |
| 10-25 | Notre Dame | (5-0-0) |
| 11-1 | Notre Dame | (6-0-0) |
| 11-8 | Notre Dame | (7-0-0) |
| 11-15 | Notre Dame | (8-0-0) |
| 11-22 | Notre Dame | (8-0-1) |
| 11-29 | Notre Dame | (9-0-1) |
| 12-5 | Notre Dame | (9-0-1) |

| | | |
|--------------|----------------------------|----------------|
| 1967 | | |
| 9-19 | Notre Dame | (0-0-0) |
| 9-26 | Notre Dame | (1-0-0) |
| 10-3 | Southern California | (3-0-0) (2) |
| 10-10 | Southern California | (4-0-0) |
| 10-17 | Southern California | (5-0-0) |
| 10-24 | Southern California | (6-0-0) |
| 10-31 | Southern California | (7-0-0) |
| 11-7 | Southern California | (8-0-0) |
| 11-14 | UCLA | (7-0-1) (2) |
| 11-21 | Southern California | (9-1-0) (4) |
| 11-28 | Southern California | (9-1-0) |

| | | |
|-------------|---------------------|-----------------|
| 1968 | | |
| 9-17 | Purdue | (0-0-0) |
| 9-24 | Purdue | (1-0-0) |
| 10-1 | Purdue | (2-0-0) |
| 10-8 | Purdue | (3-0-0) |
| 10-15 | Southern California | (4-0-0) (2) |
| 10-22 | Southern California | (5-0-0) |
| 10-29 | Southern California | (5-0-0) |
| 11-5 | Southern California | (6-0-0) |
| 11-12 | Southern California | (7-0-0) |
| 11-19 | Southern California | (8-0-0) |
| 11-26 | Ohio St. | (9-0-0) (2) |
| 12-2 | Ohio St. | (9-0-0) |
| 12-9 | Ohio St. | (10-0-0) |

| | | |
|-------------|----------|---------|
| 1969 | | |
| 9-23 | Ohio St. | (0-0-0) |
| 9-30 | Ohio St. | (1-0-0) |
| 10-7 | Ohio St. | (2-0-0) |
| 10-14 | Ohio St. | (3-0-0) |
| 10-21 | Ohio St. | (4-0-0) |
| 10-28 | Ohio St. | (5-0-0) |
| 11-4 | Ohio St. | (6-0-0) |
| 11-11 | Ohio St. | (7-0-0) |
| 11-18 | Ohio St. | (8-0-0) |

11-25 Texas (8-0-0) (2)
 12-2 Texas (9-0-0)
 12-9 Texas (10-0-0)
1-4 Texas (11-0-0)

1970

9-15 Ohio St. (0-0-0)
 9-22 Ohio St. (0-0-0)
 9-29 Ohio St. (1-0-0)
 10-6 Ohio St. (2-0-0)
 10-13 Ohio St. (3-0-0)
 10-20 Ohio St. (4-0-0)
 10-27 Texas (5-0-0) (2)
 11-3 Texas (6-0-0)
 11-10 Texas (7-0-0)
 11-17 Texas (8-0-0)
 11-24 Texas (8-0-0)
 12-1 Texas (9-0-0)
 12-8 Texas (10-0-0)
1-6 Nebraska (11-0-1) (3)

1971

9-14 Nebraska (1-0-0)
 9-21 Nebraska (2-0-0)
 9-28 Nebraska (3-0-0)
 10-5 Nebraska (4-0-0)
 10-12 Nebraska (5-0-0)
 10-19 Nebraska (6-0-0)
 10-26 Nebraska (7-0-0)
 11-2 Nebraska (8-0-0)
 11-9 Nebraska (9-0-0)
 11-16 Nebraska (10-0-0)
 11-23 Nebraska (10-0-0)
 11-30 Nebraska (11-0-0)
 12-7 Nebraska (12-0-0)
1-4 Nebraska (13-0-0)

1972

9-12 Southern California (1-0-0)
 9-19 Southern California (2-0-0)
 9-26 Southern California (3-0-0)
 10-3 Southern California (4-0-0)
 10-10 Southern California (5-0-0)
 10-17 Southern California (6-0-0)
 10-24 Southern California (7-0-0)
 10-31 Southern California (8-0-0)
 11-7 Southern California (9-0-0)
 11-14 Southern California (9-0-0)
 11-21 Southern California (10-0-0)
 11-28 Southern California (10-0-0)
 12-5 Southern California (11-0-0)
1-3 Southern California (12-0-0) (2)

1973

9-11 Southern California (0-0-0)
 9-18 Southern California (1-0-0)
 9-25 Southern California (2-0-0)
 10-2 Ohio St. (2-0-0) (3)
 10-9 Ohio St. (3-0-0)
 10-16 Ohio St. (4-0-0)
 10-23 Ohio St. (5-0-0)
 10-30 Ohio St. (6-0-0)
 11-6 Ohio St. (7-0-0)
 11-13 Ohio St. (8-0-0)
 11-20 Ohio St. (9-0-0)
 11-27 Alabama (10-0-0) (2)
 12-4 Alabama (11-0-0)
1-3 Notre Dame (11-0-0) (3)

1974

9-10 Oklahoma (0-0-0)
 9-17 Notre Dame (1-0-0) (2)
 9-24 Ohio St. (2-0-0) (2)
 10-1 Ohio St. (3-0-0)
 10-8 Ohio St. (4-0-0)
 10-15 Ohio St. (5-0-0)
 10-22 Ohio St. (6-0-0)
 10-29 Ohio St. (7-0-0)
 11-5 Ohio St. (8-0-0)
 11-12 Oklahoma (8-0-0) (2)
 11-19 Oklahoma (9-0-0)
 11-26 Oklahoma (10-0-0)
 12-3 Oklahoma (11-0-0)
1-3 Oklahoma (11-0-0)

1975

9-9 Oklahoma (0-0-0)
 9-16 Oklahoma (1-0-0)
 9-23 Oklahoma (2-0-0)
 9-30 Oklahoma (3-0-0)
 10-7 Ohio St. (4-0-0) (2)
 10-14 Ohio St. (5-0-0)

10-21 Ohio St. (6-0-0)
 10-28 Ohio St. (7-0-0)
 11-4 Ohio St. (8-0-0)
 11-11 Ohio St. (9-0-0)
 11-18 Ohio St. (10-0-0)
 11-25 Ohio St. (11-0-0)
 12-2 Ohio St. (11-0-0)
1-3 Oklahoma (11-1-0) (3)

1976

9-14 Michigan (1-0-0)
 9-21 Michigan (2-0-0)
 9-28 Michigan (3-0-0)
 10-5 Michigan (4-0-0)
 10-12 Michigan (5-0-0)
 10-19 Michigan (6-0-0)
 10-26 Michigan (7-0-0)
 11-2 Michigan (8-0-0)
 11-9 Pittsburgh (9-0-0) (2)
 11-16 Pittsburgh (10-0-0)
 11-23 Pittsburgh (10-0-0)
 11-30 Pittsburgh (11-0-0)
1-5 Pittsburgh (12-0-0)

1977

9-13 Michigan (1-0-0)
 9-20 Michigan (2-0-0)
 9-27 Oklahoma (3-0-0) (3)
 10-4 Southern California (4-0-0) (2)
 10-11 Michigan (5-0-0) (3)
 10-18 Michigan (6-0-0)
 10-25 Texas (6-0-0) (2)
 11-1 Texas (7-0-0)
 11-8 Texas (8-0-0)
 11-15 Texas (9-0-0)
 11-22 Texas (10-0-0)
 11-29 Texas (11-0-0)
1-4 Notre Dame (11-1-0) (5)

1978

9-12 Alabama (1-0-0)
 9-19 Alabama (2-0-0)
 9-26 Oklahoma (3-0-0) (tie 3)
 10-3 Oklahoma (4-0-0)
 10-10 Oklahoma (5-0-0)
 10-17 Oklahoma (6-0-0)
 10-24 Oklahoma (7-0-0)
 10-31 Oklahoma (8-0-0)
 11-7 Oklahoma (9-0-0)
 11-14 Penn St. (10-0-0) (2)
 11-21 Penn St. (10-0-0)
 11-28 Penn St. (11-0-0)
 12-5 Penn St. (11-0-0)
1-4 Alabama (11-1-0) (2)

1979

9-11 Southern California (1-0-0)
 9-18 Southern California (2-0-0)
 9-25 Southern California (3-0-0)
 10-2 Southern California (4-0-0)
 10-9 Southern California (5-0-0)
 10-16 Alabama (5-0-0) (2)
 10-23 Alabama (6-0-0)
 10-30 Alabama (7-0-0)
 11-6 Alabama (8-0-0)
 11-13 Alabama (9-0-0)
 11-20 Alabama (10-0-0)
 11-27 Alabama (10-0-0)
 12-4 Ohio St. (11-0-0) (3)
1-3 Alabama (12-0-0) (2)

1980

9-9 Ohio St. (0-0-0)
 9-16 Alabama (1-0-0) (2)
 9-23 Alabama (2-0-0)
 9-30 Alabama (3-0-0)
 10-7 Alabama (4-0-0)
 10-14 Alabama (5-0-0)
 10-21 Alabama (6-0-0)
 10-28 Alabama (7-0-0)
 11-4 Notre Dame (7-0-0) (3)
 11-11 Georgia (9-0-0) (2)
 11-18 Georgia (10-0-0)
 11-25 Georgia (10-0-0)
 12-2 Georgia (11-0-0)
 12-9 Georgia (11-0-0)
1-4 Georgia (12-0-0)

1981

9-8 Michigan (0-0-0)
 9-15 Notre Dame (1-0-0) (4)
 9-22 Southern California (2-0-0) (2)

9-29 Southern California (3-0-0)
 10-6 Southern California (4-0-0)
 10-13 Texas (4-0-0) (3)
 10-20 Penn St. (5-0-0) (2)
 10-27 Penn St. (6-0-0)
 11-3 Pittsburgh (7-0-0) (2)
 11-10 Pittsburgh (8-0-0)
 11-17 Pittsburgh (9-0-0)
 11-24 Pittsburgh (10-0-0)
 12-1 Clemson (11-0-0) (2)
1-3 Clemson (12-0-0)

1982

9-7 Pittsburgh (0-0-0)
 9-14 Washington (1-0-0) (2)
 9-21 Washington (2-0-0)
 9-28 Washington (3-0-0)
 10-5 Washington (4-0-0)
 10-12 Washington (5-0-0)
 10-19 Washington (6-0-0)
 10-26 Pittsburgh (6-0-0) (2)
 11-2 Pittsburgh (7-0-0)
 11-9 Georgia (9-0-0) (3)
 11-16 Georgia (10-0-0)
 11-23 Georgia (10-0-0)
 11-30 Georgia (11-0-0)
 12-7 Georgia (11-0-0)
1-3 Penn St. (11-1-0) (2)

1983

9-6 Nebraska (1-0-0)
 9-13 Nebraska (2-0-0)
 9-20 Nebraska (3-0-0)
 9-27 Nebraska (4-0-0)
 10-4 Nebraska (5-0-0)
 10-11 Nebraska (6-0-0)
 10-18 Nebraska (7-0-0)
 10-25 Nebraska (8-0-0)
 11-1 Nebraska (9-0-0)
 11-8 Nebraska (10-0-0)
 11-15 Nebraska (11-0-0)
 11-22 Nebraska (11-0-0)
 11-29 Nebraska (12-0-0)
 12-6 Nebraska (12-0-0)
1-3 Miami (Fla.) (11-1-0) (5)

1984

9-4 Miami (Fla.) (2-0-0)
 9-11 Nebraska (1-0-0) (2)
 9-18 Nebraska (2-0-0)
 9-25 Nebraska (3-0-0)
 10-2 Texas (2-0-0) (2)
 10-9 Texas (3-0-0)
 10-16 Washington (6-0-0) (2)
 10-23 Washington (7-0-0)
 10-30 Washington (8-0-0)
 11-6 Washington (9-0-0)
 11-13 Nebraska (9-1-0) (2)
 11-20 Brigham Young (11-0-0) (3)
 11-27 Brigham Young (12-0-0)
 12-4 Brigham Young (12-0-0)
1-3 Brigham Young (13-0-0)

1985

9-3 Oklahoma (0-0-0)
 9-10 Auburn (1-0-0) (2)
 9-17 Auburn (2-0-0)
 9-24 Auburn (2-0-0)
 10-1 Iowa (3-0-0) (3)
 10-8 Iowa (4-0-0)
 10-15 Iowa (5-0-0)
 10-22 Iowa (6-0-0)
 10-29 Iowa (7-0-0)
 11-5 Florida (7-0-1) (2)
 11-12 Penn St. (9-0-0) (2)
 11-19 Penn St. (10-0-0)
 11-26 Penn St. (11-0-0)
 12-3 Penn St. (11-0-0)
1-3 Oklahoma (11-1-0) (4)

1986

9-9 Oklahoma (1-0-0)
 9-16 Oklahoma (1-0-0)
 9-23 Oklahoma (2-0-0)
 9-30 Miami (Fla.) (4-0-0) (2)
 10-7 Miami (Fla.) (5-0-0)
 10-14 Miami (Fla.) (6-0-0)
 10-21 Miami (Fla.) (7-0-0)
 10-28 Miami (Fla.) (7-0-0)
 11-4 Miami (Fla.) (8-0-0)
 11-11 Miami (Fla.) (9-0-0)

| | | |
|------------|-----------------|---------------------|
| 11-18 | Miami (Fla.) | (10-0-0) |
| 11-25 | Miami (Fla.) | (10-0-0) |
| 12-2 | Miami (Fla.) | (11-0-0) |
| 1-4 | Penn St. | (12-0-0) (2) |

1987

| | | |
|------------|---------------------|---------------------|
| 9-8 | Oklahoma | (1-0-0) |
| 9-15 | Oklahoma | (2-0-0) |
| 9-22 | Oklahoma | (2-0-0) |
| 9-29 | Oklahoma | (3-0-0) |
| 10-6 | Oklahoma | (4-0-0) |
| 10-13 | Oklahoma | (5-0-0) |
| 10-20 | Oklahoma | (6-0-0) |
| 10-27 | Oklahoma | (7-0-0) |
| 11-3 | Oklahoma | (8-0-0) |
| 11-10 | Oklahoma | (9-0-0) |
| 11-17 | Nebraska | (9-0-0) (2) |
| 11-24 | Oklahoma | (11-0-0) (2) |
| 12-1 | Oklahoma | (11-0-0) |
| 12-8 | Oklahoma | (11-0-0) |
| 1-3 | Miami (Fla.) | (12-0-0) (2) |

1988

| | | |
|------------|-------------------|-----------------|
| 9-6 | Miami (Fla.) | (1-0-0) |
| 9-13 | Miami (Fla.) | (1-0-0) |
| 9-20 | Miami (Fla.) | (2-0-0) |
| 9-27 | Miami (Fla.) | (3-0-0) |
| 10-4 | Miami (Fla.) | (4-0-0) |
| 10-11 | Miami (Fla.) | (4-0-0) |
| 10-18 | UCLA | (6-0-0) (2) |
| 10-25 | UCLA | (7-0-0) |
| 11-1 | Notre Dame | (8-0-0) (2) |
| 11-8 | Notre Dame | (9-0-0) |
| 11-15 | Notre Dame | (9-0-0) |
| 11-22 | Notre Dame | (10-0-0) |
| 11-29 | Notre Dame | (11-0-0) |
| 12-6 | Notre Dame | (11-0-0) |
| 1-3 | Notre Dame | (12-0-0) |

1989

| | | |
|------------|---------------------|---------------------|
| 9-5 | Notre Dame | (1-0-0) |
| 9-12 | Notre Dame | (1-0-0) |
| 9-19 | Notre Dame | (2-0-0) |
| 9-26 | Notre Dame | (3-0-0) |
| 10-3 | Notre Dame | (4-0-0) |
| 10-10 | Notre Dame | (5-0-0) |
| 10-17 | Notre Dame | (6-0-0) |
| 10-24 | Notre Dame | (7-0-0) |
| 10-31 | Notre Dame | (8-0-0) |
| 11-7 | Notre Dame | (9-0-0) |
| 11-14 | Notre Dame | (10-0-0) |
| 11-21 | Notre Dame | (11-0-0) |
| 11-28 | Colorado | (11-0-0) (2) |
| 12-5 | Colorado | (11-0-0) |
| 1-2 | Miami (Fla.) | (11-1-0) (2) |

1990

| | | |
|------------|-----------------|-----------------|
| 9-4 | Miami (Fla.) | (0-0-0) |
| 9-11 | Notre Dame | (0-0-0) (2) |
| 9-18 | Notre Dame | (1-0-0) |
| 9-25 | Notre Dame | (2-0-0) |
| 10-2 | Notre Dame | (3-0-0) |
| 10-9 | Michigan | (3-1-0) (3) |
| 10-16 | Virginia | (6-0-0) (2) |
| 10-23 | Virginia | (7-0-0) |
| 10-30 | Virginia | (7-0-0) |
| 11-6 | Notre Dame | (7-1-0) (2) |
| 11-13 | Notre Dame | (8-1-0) |
| 11-20 | Colorado | (10-1-1) (2) |
| 11-27 | Colorado | (10-1-1) |
| 12-4 | Colorado | (10-1-1) |
| 1-2 | Colorado | (11-1-1) |

1991

| | | |
|------------|---------------------|-----------------|
| 9-3 | Florida St. | (1-0-0) |
| 9-10 | Florida St. | (2-0-0) |
| 9-17 | Florida St. | (3-0-0) |
| 9-23 | Florida St. | (3-0-0) |
| 9-30 | Florida St. | (4-0-0) |
| 10-7 | Florida St. | (5-0-0) |
| 10-14 | Florida St. | (6-0-0) |
| 10-21 | Florida St. | (7-0-0) |
| 10-28 | Florida St. | (8-0-0) |
| 11-4 | Florida St. | (9-0-0) |
| 11-11 | Florida St. | (10-0-0) |
| 11-18 | Miami (Fla.) | (9-0-0) (2) |
| 11-25 | Miami (Fla.) | (10-0-0) |
| 12-2 | Miami (Fla.) | (11-0-0) |
| 1-2 | Miami (Fla.) | (12-0-0) |

1992

| | | |
|------------|----------------|---------------------|
| 9-8 | Miami (Fla.) | (1-0-0) |
| 9-15 | Miami (Fla.) | (1-0-0) |
| 9-22 | Miami (Fla.) | (2-0-0) |
| 9-29 | Washington | (3-0-0) (2) |
| 10-6 | Washington | (4-0-0) |
| 10-13 | Washington | (5-0-0) |
| 10-20 | Miami (Fla.)† | (6-0-0) (2) |
| 10-27 | Miami (Fla.) | (7-0-0) |
| 11-3 | Washington | (8-0-0) (2) |
| 11-10 | Miami (Fla.) | (8-0-0) (2) |
| 11-17 | Miami (Fla.) | (9-0-0) |
| 11-24 | Miami (Fla.) | (10-0-0) |
| 12-1 | Miami (Fla.) | (11-0-0) |
| 12-8 | Miami (Fla.) | (11-0-0) |
| 1-2 | Alabama | (13-0-0) (2) |

1993

| | | |
|------------|--------------------|-----------------|
| 8-31 | Florida St. | (1-0-0) |
| 9-7 | Florida St. | (2-0-0) |
| 9-14 | Florida St. | (3-0-0) |
| 9-21 | Florida St. | (4-0-0) |
| 9-28 | Florida St. | (4-0-0) |
| 10-5 | Florida St. | (5-0-0) |
| 10-12 | Florida St. | (6-0-0) |
| 10-19 | Florida St. | (7-0-0) |
| 10-26 | Florida St. | (7-0-0) |
| 11-2 | Florida St. | (8-0-0) |
| 11-9 | Florida St. | (9-0-0) |
| 11-16 | Notre Dame | (10-0-0) (2) |
| 11-23 | Florida St. | (10-1-0) (2) |
| 11-30 | Florida St. | (11-1-0) |
| 12-7 | Florida St. | (11-1-0) |
| 1-3 | Florida St. | (12-1-0) |

1994

| | | |
|------------|-----------------|-----------------|
| 8-31 | Florida | (0-0-0) |
| 9-6 | Nebraska | (1-0-0) (2) |
| 9-13 | Florida | (2-0-0) (2) |
| 9-20 | Florida | (3-0-0) |
| 9-27 | Florida | (3-0-0) |
| 10-4 | Florida | (4-0-0) |
| 10-11 | Florida | (5-0-0) |
| 10-18 | Penn St. | (6-0-0) (3) |
| 10-25 | Penn St. | (6-0-0) |
| 11-1 | Nebraska | (9-0-0) (3) |
| 11-8 | Nebraska | (10-0-0) |
| 11-15 | Nebraska | (11-0-0) |
| 11-22 | Nebraska | (11-0-0) |
| 11-29 | Nebraska | (12-0-0) |
| 12-6 | Nebraska | (12-0-0) |
| 1-3 | Nebraska | (13-0-0) |

1995

| | | |
|------------|-----------------|-----------------|
| 8-29 | Florida St. | (0-0-0) |
| 9-5 | Florida St. | (1-0-0) |
| 9-12 | Florida St. | (2-0-0) |
| 9-19 | Florida St. | (3-0-0) |
| 9-26 | Florida St. | (4-0-0) |
| 10-3 | Florida St. | (4-0-0) |
| 10-10 | Florida St. | (5-0-0) |
| 10-17 | Florida St. | (6-0-0) |
| 10-24 | Florida St. | (7-0-0) |
| 10-31 | Nebraska | (8-0-0) (2) |
| 11-7 | Nebraska | (9-0-0) |
| 11-14 | Nebraska | (10-0-0) |
| 11-21 | Nebraska | (10-0-0) |
| 11-28 | Nebraska | (11-0-0) |
| 12-5 | Nebraska | (11-0-0) |
| 1-3 | Nebraska | (12-0-0) |

1996

| | | |
|------------|----------------|-----------------|
| 8-26 | Nebraska | (0-0-0) |
| 9-2 | Nebraska | (0-0-0) |
| 9-9 | Nebraska | (1-0-0) |
| 9-16 | Nebraska | (1-0-0) |
| 9-23 | Florida | (3-0-0) (4) |
| 9-30 | Florida | (4-0-0) |
| 10-7 | Florida | (5-0-0) |
| 10-14 | Florida | (6-0-0) |
| 10-21 | Florida | (7-0-0) |
| 10-28 | Florida | (7-0-0) |
| 11-4 | Florida | (8-0-0) |
| 11-11 | Florida | (9-0-0) |
| 11-18 | Florida | (10-0-0) |
| 11-25 | Florida | (10-0-0) |
| 12-2 | Florida St. | (11-0-0) (2) |
| 12-9 | Florida St. | (11-0-0) |
| 1-3 | Florida | (12-1-0) |

1997

| | | |
|------------|-----------------|-----------------|
| 8-25 | Penn St. | (0-0-0) |
| 9-2 | Penn St. | (0-0-0) |
| 9-8 | Penn St. | (1-0-0) |
| 9-15 | Penn St. | (2-0-0) |
| 9-22 | Florida | (3-0-0) (3) |
| 9-29 | Florida | (4-0-0) |
| 10-6 | Florida | (5-0-0) |
| 10-13 | Penn St. | (5-0-0) (2) |
| 10-20 | Nebraska | (6-0-0) (2) |
| 10-27 | Nebraska | (7-0-0) |
| 11-3 | Nebraska | (8-0-0) |
| 11-10 | Michigan | (9-0-0) (4) |
| 11-17 | Michigan | (10-0-0) |
| 11-24 | Michigan | (11-0-0) |
| 12-1 | Michigan | (11-0-0) |
| 12-8 | Michigan | (11-0-0) |
| 1-3 | Michigan | (12-0-0) |

1998

| | | |
|------------|------------------|-----------------|
| 9-7 | Ohio St. | (1-0-0) |
| 9-14 | Ohio St. | (2-0-0) |
| 9-21 | Ohio St. | (3-0-0) |
| 9-28 | Ohio St. | (3-0-0) |
| 10-5 | Ohio St. | (4-0-0) |
| 10-12 | Ohio St. | (5-0-0) |
| 10-19 | Ohio St. | (6-0-0) |
| 10-26 | Ohio St. | (7-0-0) |
| 11-2 | Ohio St. | (8-0-0) |
| 11-9 | Tennessee | (8-0-0) (2) |
| 11-16 | Tennessee | (9-0-0) |
| 11-23 | Tennessee | (10-0-0) |
| 11-30 | Tennessee | (11-0-0) |
| 12-7 | Tennessee | (12-0-0) |
| 1-5 | Tennessee | (13-0-0) |

1999

| | | |
|------------|--------------------|-----------------|
| 8-30 | Florida St. | (1-0-0) |
| 9-6 | Florida St. | (1-0-0) |
| 9-13 | Florida St. | (2-0-0) |
| 9-20 | Florida St. | (3-0-0) |
| 9-27 | Florida St. | (4-0-0) |
| 10-4 | Florida St. | (5-0-0) |
| 10-11 | Florida St. | (6-0-0) |
| 10-18 | Florida St. | (7-0-0) |
| 10-25 | Florida St. | (8-0-0) |
| 11-1 | Florida St. | (9-0-0) |
| 11-8 | Florida St. | (9-0-0) |
| 11-15 | Florida St. | (10-0-0) |
| 11-22 | Florida St. | (11-0-0) |
| 11-29 | Florida St. | (11-0-0) |
| 12-6 | Florida St. | (11-0-0) |
| 1-5 | Florida St. | (12-0-0) |

2000

| | | |
|------------|-----------------|-----------------|
| 8-28 | Nebraska | (0-0-0) |
| 9-4 | Nebraska | (1-0-0) |
| 9-11 | Nebraska | (2-0-0) |
| 9-18 | Nebraska | (2-0-0) |
| 9-25 | Nebraska | (3-0-0) |
| 10-2 | Nebraska | (4-0-0) |
| 10-9 | Nebraska | (5-0-0) |
| 10-16 | Nebraska | (6-0-0) |
| 10-23 | Nebraska | (7-0-0) |
| 10-30 | Oklahoma | (7-0-0) (3) |
| 11-6 | Oklahoma | (8-0-0) |
| 11-13 | Oklahoma | (9-0-0) |
| 11-20 | Oklahoma | (10-0-0) |
| 11-27 | Oklahoma | (11-0-0) |
| 12-4 | Oklahoma | (12-0-0) |
| 1-5 | Oklahoma | (13-0-0) |

2001

| | | |
|------------|---------------------|-----------------|
| 8-27 | Florida | (0-0-0) |
| 9-2 | Florida | (1-0-0) |
| 9-9 | Miami (Fla.) | (2-0-0) (2) |
| 9-23 | Miami (Fla.) | (2-0-0) |
| 9-30 | Miami (Fla.) | (3-0-0) |
| 10-7 | Florida | (4-0-0) (2) |
| 10-14 | Miami (Fla.) | (5-0-0) (2) |
| 10-21 | Miami (Fla.) | (6-0-0) |
| 10-28 | Miami (Fla.) | (7-0-0) |
| 11-4 | Miami (Fla.) | (7-0-0) |
| 11-11 | Miami (Fla.) | (8-0-0) |
| 11-18 | Miami (Fla.) | (9-0-0) |
| 11-24 | Miami (Fla.) | (10-0-0) |
| 12-2 | Miami (Fla.) | (11-0-0) |
| 12-8 | Miami (Fla.) | (11-0-0) |
| 1-4 | Miami (Fla.) | (12-0-0) |

2002

| | | |
|------------|-----------------|---------------------|
| 8-26 | Miami (Fla.) | (0-0-0) |
| 9-2 | Miami (Fla.) | (1-0-0) |
| 9-9 | Miami (Fla.) | (2-0-0) |
| 9-16 | Miami (Fla.) | (3-0-0) |
| 9-23 | Miami (Fla.) | (4-0-0) |
| 9-30 | Miami (Fla.) | (4-0-0) |
| 10-7 | Miami (Fla.) | (5-0-0) |
| 10-14 | Miami (Fla.) | (6-0-0) |
| 10-21 | Miami (Fla.) | (6-0-0) |
| 10-28 | Miami (Fla.) | (7-0-0) |
| 11-4 | Oklahoma | (8-0-0) (2) |
| 11-11 | Miami (Fla.) | (9-0-0) (2) |
| 11-18 | Miami (Fla.) | (9-0-0) |
| 11-25 | Miami (Fla.) | (10-0-0) |
| 12-2 | Miami (Fla.) | (11-0-0) |
| 12-9 | Miami (Fla.) | (12-0-0) |
| 1-3 | Ohio St. | (14-0-0) (2) |

2003

| | | |
|------|----------|---------|
| 8-25 | Oklahoma | (0-0-0) |
| 9-1 | Oklahoma | (1-0-0) |
| 9-8 | Oklahoma | (2-0-0) |
| 9-15 | Oklahoma | (3-0-0) |
| 9-22 | Oklahoma | (4-0-0) |
| 9-29 | Oklahoma | (4-0-0) |
| 10-6 | Oklahoma | (5-0-0) |

| | | |
|------------|----------------------------|-----------------|
| 10-13 | Oklahoma | (6-0-0) |
| 10-20 | Oklahoma | (7-0-0) |
| 10-27 | Oklahoma | (8-0-0) |
| 11-3 | Oklahoma | (9-0-0) |
| 11-10 | Oklahoma | (10-0-0) |
| 11-17 | Oklahoma | (11-0-0) |
| 11-24 | Oklahoma | (12-0-0) |
| 12-1 | Oklahoma | (12-0-0) |
| 12-8 | Southern California | (11-1-0) (2) |
| 1-5 | Southern California | (12-1-0) |

2004

| | | |
|------------|----------------------------|-----------------|
| 8-30 | Southern California | (0-0-0) |
| 9-6 | Southern California | (1-0-0) |
| 9-13 | Southern California | (2-0-0) |
| 9-20 | Southern California | (3-0-0) |
| 9-27 | Southern California | (4-0-0) |
| 10-4 | Southern California | (4-0-0) |
| 10-11 | Southern California | (5-0-0) |
| 10-18 | Southern California | (6-0-0) |
| 10-25 | Southern California | (7-0-0) |
| 11-1 | Southern California | (8-0-0) |
| 11-8 | Southern California | (9-0-0) |
| 11-15 | Southern California | (9-0-0) |
| 11-22 | Southern California | (10-0-0) |
| 11-29 | Southern California | (11-0-0) |
| 12-6 | Southern California | (12-0-0) |
| 1-5 | Southern California | (13-0-0) |

2005

| | | |
|------------|---------------------|---------------------|
| Preseason | Southern California | (0-0-0) |
| 9-4 | Southern California | (1-0-0) |
| 9-11 | Southern California | (1-0-0) |
| 9-18 | Southern California | (2-0-0) |
| 9-25 | Southern California | (3-0-0) |
| 10-2 | Southern California | (4-0-0) |
| 10-9 | Southern California | (5-0-0) |
| 10-16 | Southern California | (6-0-0) |
| 10-23 | Southern California | (7-0-0) |
| 10-30 | Southern California | (8-0-0) |
| 11-6 | Southern California | (9-0-0) |
| 11-13 | Southern California | (10-0-0) |
| 11-20 | Southern California | (11-0-0) |
| 11-27 | Southern California | (11-0-0) |
| 12-4 | Southern California | (12-0-0) |
| 1-6 | Texas | (13-0-0) (2) |

*On January 6, 1948, in a special postseason poll after the Rose Bowl, The Associated Press voted Michigan No. 1 and Notre Dame No. 2. However, the postseason poll did not supersede the final regular-season poll of December 9, 1947. †A first-place tie occurred in The Associated Press poll for the first time in 51 years, but Miami (Fla.) had one more first-place vote, 31-30, than Washington.

Associated Press (AP) Poll Records

FULL SEASON AT NO. 1

- 1943 Notre Dame (Nine Weeks)
- 1945 Army (Nine Weeks)
- 1971 Nebraska (14 Weeks)
- 1972 Southern California (14 Weeks)
- 1999 Florida St. (16 Weeks)
- 2004 Southern California (16 Weeks)

MOST CONSECUTIVE WEEKS AT NO. 1

- 33 Southern California, Dec. 8, 2003 to Dec. 4, 2005
- 20 Miami (Fla.), Oct. 14, 2001 to Oct. 28, 2002
- 19 Notre Dame, Nov. 1, 1988 to Nov. 21, 1989
- 17 Southern California, Sept. 12, 1972 to Sept. 25, 1973
- 16 Florida St., Aug. 30, 1999 to Jan. 5, 2000
- 15 Army, Oct. 31, 1944 to Dec. 4, 1945
- 15 Nebraska, Jan. 1, 1971 to Jan. 4, 1972
- 14 Nebraska, Sept. 6, 1983 to Dec. 6, 1983
- 14 Oklahoma, Sept. 1, 2003 to Dec. 1, 2003
- 13 LSU, Oct. 28, 1958 to Nov. 3, 1959
- 12 Notre Dame, Oct. 5, 1943 to Oct. 24, 1944
- 12 Texas, Oct. 15, 1963 to Oct. 13, 1964
- 12 Ohio St., Nov. 26, 1968 to Nov. 18, 1969

BIGGEST JUMP TO NO. 1 FROM PREVIOUS WEEK

- 8th Wisconsin, September 30 to October 7, 1952
- 5th Tennessee, October 17 to October 24, 1939
- 5th Michigan St., November 6 to November 13, 1951
- 5th Maryland, September 20 to September 27, 1955
- 5th Michigan St., October 10 to October 17, 1961
- 5th Notre Dame, November 29, 1977 to January 4, 1978
- 4th Southern California, November 21 to November 28, 1939
- 4th Michigan, October 12 to October 19, 1948
- 4th Army, October 3 to October 10, 1950
- 4th Ohio St., October 19 to October 26, 1954
- 4th Michigan St., November 12 to November 19, 1957
- 4th Syracuse, November 3 to November 10, 1959
- 4th Minnesota, November 15 to November 22, 1960
- 4th Alabama, November 30, 1965 to January 4, 1966
- 4th Southern California, November 21 to November 28, 1967
- 4th Notre Dame, September 8 to September 15, 1981
- 4th Oklahoma, December 3, 1985 to January 3, 1986
- 4th Florida, September 16 to September 23, 1996
- 4th Michigan, November 3 to November 10, 1997

PRESEASON NO. 1 TO NOT RANKED NO. 1 DURING REMAINDER OF THE SEASON (From 1950)

- 1964 Mississippi
- 1965 Nebraska
- 1966 Alabama

- 1971 Notre Dame
- 1972 Nebraska
- 1976 Nebraska
- 1984 Auburn
- 1988 Florida St.
- 1989 Michigan

MOST TEAMS AT NO. 1 IN ONE SEASON

- 7 1981 (Michigan, Notre Dame, Southern California, Texas, Penn St., Pittsburgh, Clemson)
- 5 1950 (Notre Dame, Army, SMU, Ohio St., Oklahoma)
- 5 1958 (Ohio St., Oklahoma, Auburn, Army, LSU)
- 5 1960 (Mississippi, Syracuse, Iowa, Minnesota, Missouri)
- 5 1961 (Iowa, Mississippi, Michigan St., Texas, Alabama)
- 5 1962 (Alabama, Ohio St., Texas, Northwestern, Southern California)
- 5 1965 (Notre Dame, Texas, Arkansas, Michigan St., Alabama)
- 5 1977 (Michigan, Oklahoma, Southern California, Texas, Notre Dame)
- 5 1984 (Miami [Fla.], Nebraska, Texas, Washington, Brigham Young)
- 5 1985 (Oklahoma, Auburn, Iowa, Florida, Penn St.)
- 5 1990 (Miami [Fla.], Notre Dame, Michigan, Virginia, Colorado)
- 4 1939 (Pittsburgh, Tennessee, Texas A&M, Southern California)
- 4 1954 (Oklahoma, Notre Dame, Ohio St., UCLA)
- 4 1957 (Oklahoma, Michigan St., Texas A&M, Auburn)
- 4 1964 (Texas, Ohio St., Notre Dame, Alabama)
- 4 1973 (Southern California, Ohio St., Alabama, Notre Dame)
- 4 1980 (Ohio St., Alabama, Notre Dame, Georgia)
- 4 1982 (Pittsburgh, Washington, Georgia, Penn St.)
- 4 1997 (Penn St., Florida, Nebraska, Michigan)

MOST CONSECUTIVE WEEKS WITH DIFFERENT NO. 1 TEAM

- 4 October 31 to November 21, 1950 (in order: SMU, Army, Ohio St., Oklahoma)
- 4 September 23 to October 14, 1958 (in order: Ohio St., Oklahoma, Auburn, Army)
- 3 November 1 to November 15, 1938 (in order: Pittsburgh, TCU, Notre Dame)
- 3 October 5 to October 19, 1948 (in order: Notre Dame, North Carolina, Michigan)
- 3 October 9 to October 23, 1951 (in order: Michigan St., California, Tennessee)
- 3 October 19 to November 2, 1954 (in order: Oklahoma, Ohio St., UCLA)
- 3 October 15 to October 29, 1957 (in order: Michigan St., Oklahoma, Texas A&M)
- 3 November 12 to November 26, 1957 (in order: Texas A&M, Michigan St., Auburn)
- 3 November 1 to November 15, 1960 (in order: Iowa, Minnesota, Missouri)
- 3 November 6 to November 20, 1962 (in order: Northwestern, Alabama, Southern California)
- 3 October 12 to October 26, 1965 (in order: Texas, Arkansas, Michigan St.)
- 3 September 10 to September 24, 1974 (in order: Oklahoma, Notre Dame, Ohio St.)
- 3 September 20 to October 4, 1977 (in order: Michigan, Oklahoma, Southern California)
- 3 September 8 to September 22, 1981 (in order: Michigan, Notre Dame, Southern California)
- 3 October 6 to October 20, 1981 (in order: Southern California, Texas, Penn St.)

- 3 November 6 to November 20, 1984 (in order: Washington, Nebraska, Brigham Young)
- 3 October 29 to November 12, 1985 (in order: Iowa, Florida, Penn St.)
- 3 October 2 to October 16, 1990 (in order: Notre Dame, Michigan, Virginia)
- 3 October 6 to October 20, 1997 (in order: Florida, Penn St., Nebraska)

LARGEST WINNING MARGIN FOR A RANKED OPPONENT DEFEATING NO. 1

- 34 No. 11 Penn St. (48) vs. No. 1 Pittsburgh (14), Nov. 28, 1981
- 32 No. 3 Florida (52) vs. No. 1 Florida St. (20), Jan. 2, 1997 (Sugar Bowl)
- 29 No. 8 Wisconsin (37) vs. No. 1 Northwestern (6), Nov. 10, 1962
- 28 No. 5 Notre Dame (38) vs. No. 1 Texas (10), Jan. 2, 1978 (Cotton Bowl)
- 21 No. 2 Texas (28) vs. No. 1 Oklahoma (7), Oct. 12, 1963
- 21 No. 17 Georgia (24) vs. No. 1 Florida (3), Nov. 9, 1985
- 21 No. 2 Alabama (34) vs. No. 1 Miami (Fla.) (13), Jan. 1, 1993 (Sugar Bowl)
- 20 No. 11 Notre Dame (26) vs. No. 1 Northwestern (6), Nov. 21, 1936
- 19 No. 17 Arizona St. (19) vs. No. 1 Nebraska (0), Sept. 21, 1996
- 18 No. 11 Michigan (25) vs. No. 1 Notre Dame (7), Sept. 19, 1981
- 17 No. 3 Minnesota (27) vs. No. 1 Iowa (10), Nov. 5, 1950
- 17 No. 7 Miami (Fla.) (27) vs. No. 1 Notre Dame (10), Nov. 25, 1989
- 17 No. 3 Oklahoma (31) vs. No. 1 Nebraska (14), Oct. 28, 2000
- 15 No. 3 Maryland (28) vs. No. 1 Tennessee (13), Jan. 1, 1952 (Sugar Bowl)
- 15 No. 4 Oklahoma (25) vs. No. 1 Penn St. (10), Jan. 1, 1986 (Orange Bowl)
- 15 No. 4 Notre Dame (21) vs. No. 1 Colorado (6), Jan. 1, 1990 (Orange Bowl)

LARGEST WINNING MARGIN FOR AN UNRANKED OPPONENT DEFEATING NO. 1

- 43 Holy Cross (55) vs. No. 1 Boston College (12), Nov. 28, 1942
- 31 Arkansas (42) vs. No. 1 Texas (11), Oct. 17, 1981
- 18 Tennessee (38) vs. No. 1 Auburn (20), Sept. 28, 1985
- 16 Kansas (23) vs. No. 1 Missouri (7), Nov. 19, 1960
- 16 Minnesota (16) vs. No. 1 Michigan (0), Oct. 22, 1977
- 15 Notre Dame (31) vs. No. 1 Pittsburgh (16), Nov. 6, 1982
- 14 Auburn (27) vs. No. 1 Georgia (13), Nov. 21, 1942
- 14 Purdue (28) vs. No. 1 Notre Dame (14), Oct. 7, 1950

MOST WEEKS AT NO. 1 — ALL-TIME (Complete List; Does not count preseason polls)

- | No. | Team, First Yr. as No. 1 |
|-----|---------------------------|
| 89 | Notre Dame, 1938 |
| 86 | Oklahoma, 1954 |
| 77 | Southern California, 1939 |
| 67 | Ohio St., 1942 |
| 65 | Nebraska, 1970 |
| 62 | Miami (Fla.), 1983 |
| 53 | Florida St., 1991 |
| 43 | Texas, 1940 |
| 32 | Michigan, 1947 |
| 29 | Alabama, 1962 |
| 28 | Michigan St., 1951 |
| 27 | Army, 1944 |
| 24 | Florida, 1985 |
| 20 | Pittsburgh, 1937 |
| 19 | Penn St., 1978 |
| 18 | Minnesota, 1936 |
| 17 | Tennessee, 1939 |
| 14 | Georgia, 1942 |
| 14 | Washington, 1982 |
| 13 | LSU, 1958 |
| 10 | Iowa, 1960 |
| 7 | Texas A&M, 1939 |
| 6 | Auburn, 1957 |
| 6 | Colorado, 1989 |
| 6 | Maryland, 1953 |
| 6 | Syracuse, 1959 |
| 6 | UCLA, 1954 |
| 5 | Northwestern, 1936 |
| 4 | Brigham Young, 1984 |
| 4 | California, 1937 |
| 4 | *Cornell, 1940 |
| 4 | Mississippi, 1960 |
| 4 | Purdue, 1968 |
| 3 | Virginia, 1990 |
| 2 | Clemson, 1981 |
| 2 | SMU, 1950 |
| 2 | TCU, 1938 |
| 1 | Arkansas, 1965 |
| 1 | Boston College, 1942 |
| 1 | Missouri, 1960 |
| 1 | North Carolina, 1948 |
| 1 | Wisconsin, 1952 |

*No longer Division I-A.

MOST TIMES DEFEATING NO. 1 (Complete List)

- (Since 1936)**
- 8 Notre Dame
 - 7 Miami (Fla.)
 - 7 Purdue
 - 7 Southern California
 - 6 Oklahoma
 - 4 Michigan
 - 4 Ohio St.
 - 4 Penn St.
 - 4 Texas
 - 3 Alabama
 - 3 Arkansas
 - 3 Auburn
 - 3 Minnesota
 - 3 UCLA
 - 3 Wisconsin
 - 2 Arizona
 - 2 Georgia Tech
 - 2 Illinois
 - 2 Maryland
 - 2 Michigan St.
 - 2 Tennessee
 - 1 Arizona St.
 - 1 Army
 - 1 Boston College
 - 1 Brigham Young
 - 1 Florida
 - 1 Florida St.
 - 1 Georgia
 - 1 Kansas
 - 1 Kentucky
 - 1 LSU
 - 1 Mississippi St.
 - 1 Nebraska
 - 1 Northwestern
 - 1 Oregon St.
 - 1 Rice
 - 1 Stanford
 - 1 Syracuse
 - 1 Texas A&M
 - 1 TCU
 - 1 Washington
 - 1 Washington St.

LONGEST ACTIVE CONSECUTIVE STREAK OF WEEKS APPEARING IN THE AP POLL

- | No. | Team (Since Year) |
|-----|----------------------------|
| 105 | Miami (Fla.) (1999) |
| 93 | Texas (2000) |
| 78 | Georgia (2001) |
| 67 | Southern California (2002) |
| 49 | LSU (2003) |

MOST WEEKLY APPEARANCES IN THE AP POLL

- (Since 1936)**
- 725 Michigan
 - 700 Ohio St.
 - 687 Notre Dame
 - 626 Oklahoma
 - 619 Nebraska
 - 621 Southern California
 - 605 Alabama
 - 605 Texas
 - 531 Penn St.
 - 530 Tennessee

LOWEST FINAL RANKING OF NO. 1 IN FIRST RANKING

- 11th Oklahoma (2001)

2005 Associated Press Week-By-Week Polls

| Team | Pre | S4 | S11 | S18 | S25 | O2 | O9 | O16 | O23 | O30 | N6 | N13 | N20 | N27 | D4 | J6 |
|---------------------|-----|----|-----|-----|-----|----|----|-----|-----|-----|----|-----|-----|-----|----|------|
| Southern California | 1 | 1 | 1 | 1 | 1 | 1 | 1 | 1 | 1 | 1 | 1 | 1 | 1 | 1 | 1 | 2 |
| Texas | 2 | 2 | 2 | 2 | 2 | 2 | 2 | 2 | 2 | 2 | 2 | 2 | 2 | 2 | 2 | 1 |
| Tennessee | 3 | 6 | 5 | 10 | 10 | 8 | 17 | 17 | 23 | NR | NR | NR | NR | NR | NR | NR |
| Michigan | 4 | 3 | 14 | 14 | NR | 21 | NR | NR | 25 | 22 | 21 | 17 | 22 | 20 | 20 | NR |
| LSU | 5 | 5 | 3 | 3 | 4 | 11 | 10 | 7 | 7 | 6 | 5 | 4 | 3 | 3 | 10 | 6 |
| Ohio St. | 6 | 4 | 9 | 8 | 8 | 6 | 15 | 14 | 12 | 12 | 10 | 9 | 7 | 6 | 4 | 4 |
| Oklahoma | 7 | 18 | 21 | NR | NR | NR | NR | NR | NR | NR | NR | NR | NR | NR | NR | 22 |
| Virginia Tech | 8 | 7 | 4 | 4 | 3 | 3 | 3 | 3 | 3 | 3 | 8 | 7 | 5 | 5 | 12 | 7 |
| Miami (Fla.) | 9 | 14 | 13 | 12 | 9 | 9 | 7 | 6 | 6 | 5 | 3 | 3 | 10 | 10 | 9 | 17 |
| Florida | 10 | 10 | 6 | 5 | 5 | 13 | 11 | 18 | 16 | 13 | 12 | 20 | 19 | 17 | 16 | T-12 |
| Iowa | 11 | 8 | 22 | 21 | NR | NR | NR | NR | NR | NR | NR | NR | NR | 25 | 25 | NR |
| Louisville | 12 | 12 | 11 | 9 | 24 | 23 | 19 | NR | NR | 24 | 23 | 18 | 17 | 16 | 15 | 19 |
| Georgia | 13 | 9 | 7 | 7 | 7 | 5 | 5 | 4 | 4 | 11 | 9 | 14 | 13 | 13 | 8 | 10 |
| Florida St. | 14 | 11 | 8 | 6 | 6 | 4 | 4 | 11 | 10 | 9 | 17 | 22 | 23 | NR | 22 | 23 |
| Purdue | 15 | 13 | 12 | 11 | 22 | NR | NR | NR | NR | NR | NR | NR | NR | NR | NR | NR |
| Auburn | 16 | NR | NR | NR | NR | 22 | 21 | 16 | 19 | 17 | 15 | 11 | 9 | 9 | 7 | 14 |
| Texas A&M | 17 | NR | NR | NR | NR | NR | NR | NR | NR | NR | NR | NR | NR | NR | NR | NR |
| Boise St. | 18 | NR | NR | NR | NR | NR | NR | NR | NR | NR | NR | NR | NR | NR | NR | NR |
| California | 19 | 16 | 15 | 13 | 12 | 10 | 18 | 25 | 24 | 23 | NR | NR | NR | NR | NR | 25 |
| Arizona St. | 20 | 15 | 18 | 18 | 14 | 17 | NR | NR | NR | NR | NR | NR | NR | NR | NR | NR |
| Texas Tech | 21 | 21 | 19 | 19 | 16 | 15 | 13 | 10 | 17 | 16 | 13 | 21 | 18 | 18 | 18 | 20 |
| Boston College | 22 | 19 | 17 | NR | 21 | 18 | 14 | 13 | 13 | 19 | NR | 23 | 21 | 19 | 19 | 18 |
| Pittsburgh | 23 | NR | NR | NR | NR | NR | NR | NR | NR | NR | NR | NR | NR | NR | NR | NR |
| Fresno St. | 24 | 24 | 23 | NR | NR | NR | NR | 24 | 22 | 21 | 20 | 16 | 16 | 23 | NR | NR |
| Virginia | 25 | 23 | 25 | 23 | 19 | NR | NR | 23 | NR | NR | NR | NR | NR | NR | NR | NR |
| Georgia Tech | NR | 17 | 16 | 15 | 25 | 24 | NR | NR | NR | NR | 24 | NR | 20 | 24 | 24 | NR |
| Notre Dame | NR | 20 | 10 | 16 | 13 | 12 | 9 | 9 | 9 | 8 | 7 | 6 | 6 | 7 | 5 | 9 |
| TCU | NR | 22 | NR | NR | NR | NR | 25 | 21 | 20 | 20 | 18 | 15 | 15 | 15 | 14 | 11 |
| Clemson | NR | 25 | 20 | NR | NR | NR | NR | NR | NR | NR | NR | NR | 25 | 22 | 23 | 21 |
| Iowa St. | NR | NR | 24 | 22 | 23 | NR | NR | NR | NR | NR | NR | NR | NR | NR | NR | NR |
| Michigan St. | NR | NR | NR | 17 | 11 | 19 | 16 | 22 | NR | NR | NR | NR | NR | NR | NR | NR |
| Alabama | NR | NR | NR | 20 | 15 | 7 | 6 | 5 | 5 | 4 | 4 | 8 | 14 | 14 | 13 | 8 |
| Oregon | NR | NR | NR | 24 | NR | 25 | 20 | 15 | 14 | 15 | 11 | 10 | 8 | 8 | 6 | T-12 |
| UCLA | NR | NR | NR | 25 | 20 | 20 | 12 | 8 | 8 | 7 | 14 | 12 | 11 | 11 | 17 | 16 |
| Wisconsin | NR | NR | NR | NR | 17 | 14 | 23 | 19 | 15 | 14 | 19 | 25 | 24 | 21 | 21 | 15 |
| Minnesota | NR | NR | NR | NR | 18 | NR | 22 | NR | NR | NR | NR | NR | NR | NR | NR | NR |
| Penn St. | NR | NR | NR | NR | NR | 16 | 8 | 12 | 11 | 10 | 6 | 5 | 4 | 4 | 3 | 3 |
| Colorado | NR | NR | NR | NR | NR | NR | 24 | NR | NR | 25 | 22 | NR | NR | NR | NR | NR |
| West Virginia | NR | NR | NR | NR | NR | NR | NR | 20 | 18 | 18 | 16 | 13 | 12 | 12 | 11 | 5 |
| Northwestern | NR | NR | NR | NR | NR | NR | NR | NR | 21 | NR | 25 | NR | NR | NR | NR | NR |
| South Carolina | NR | NR | NR | NR | NR | NR | NR | NR | NR | NR | NR | 19 | NR | NR | NR | NR |
| UTEP | NR | NR | NR | NR | NR | NR | NR | NR | NR | NR | NR | 24 | NR | NR | NR | NR |
| Nebraska | NR | NR | NR | NR | NR | NR | NR | NR | NR | NR | NR | NR | NR | NR | NR | 24 |

No. 1 vs. No. 2

The No. 1 and No. 2 teams in The Associated Press poll (began in 1936) have faced each other 36 times (20 in regular-season games and 16 in bowl games). The No. 1 team has won 21, with two games ending in ties.

| Date | Score | Stadium (Site) |
|----------|--|------------------------------|
| 10-9-43 | No. 1 Notre Dame 35, No. 2 Michigan 12 | Michigan Stadium (Ann Arbor) |
| 11-20-43 | No. 1 Notre Dame 14, No. 2 Iowa Pre-Flight 13 | Notre Dame (South Bend) |
| 12-2-44 | No. 1 Army 23, No. 2 Navy 7 | Municipal (Baltimore) |
| 11-10-45 | No. 1 Army 48, No. 2 Notre Dame 0 | Yankee (New York) |
| 12-1-45 | No. 1 Army 32, No. 2 Navy 13 | Municipal (Philadelphia) |
| 11-9-46 | No. 1 Army 0, No. 2 Notre Dame 0 (tie) | Yankee (New York) |
| 1-1-63 | No. 1 Southern California 42, No. 2 Wisconsin 37 (Rose Bowl) | Rose Bowl (Pasadena) |
| 10-12-63 | No. 2 Texas 28, No. 1 Oklahoma 7 | Cotton Bowl (Dallas) |
| 1-1-64 | No. 1 Texas 28, No. 2 Navy 6 (Cotton Bowl) | Cotton Bowl (Dallas) |
| 11-19-66 | No. 1 Notre Dame 10, No. 2 Michigan St. 10 (tie) | Spartan (East Lansing) |
| 9-28-68 | No. 1 Purdue 37, No. 2 Notre Dame 22 | Notre Dame (South Bend) |
| 1-1-69 | No. 1 Ohio St. 27, No. 2 Southern California 16 (Rose Bowl) | Rose Bowl (Pasadena) |
| 12-6-69 | No. 1 Texas 15, No. 2 Arkansas 14 | Razorback (Fayetteville) |
| 11-25-71 | No. 1 Nebraska 35, No. 2 Oklahoma 31 | Owen Field (Norman) |
| 1-1-72 | No. 1 Nebraska 38, No. 2 Alabama 6 (Orange Bowl) | Orange Bowl (Miami) |
| 1-1-79 | No. 2 Alabama 14, No. 1 Penn St. 7 (Sugar Bowl) | Sugar Bowl (New Orleans) |
| 9-26-81 | No. 1 Southern California 28, No. 2 Oklahoma 24 | Coliseum (Los Angeles) |
| 1-1-83 | No. 2 Penn St. 27, No. 1 Georgia 23 (Sugar Bowl) | Sugar Bowl (New Orleans) |
| 10-19-85 | No. 1 Iowa 12, No. 2 Michigan 10 | Kinnick (Iowa City) |
| 9-27-86 | No. 2 Miami (Fla.) 28, No. 1 Oklahoma 16 | Orange Bowl (Miami) |
| 1-2-87 | No. 2 Penn St. 14, No. 1 Miami (Fla.) 10 (Fiesta Bowl) | Sun Devil (Tempe) |
| 11-21-87 | No. 2 Oklahoma 17, No. 1 Nebraska 7 | Memorial (Lincoln) |
| 1-1-88 | No. 2 Miami (Fla.) 20, No. 1 Oklahoma 14 (Orange Bowl) | Orange Bowl (Miami) |
| 11-26-88 | No. 1 Notre Dame 27, No. 2 Southern California 10 | Coliseum (Los Angeles) |
| 9-16-89 | No. 1 Notre Dame 24, No. 2 Michigan 19 | Michigan (Ann Arbor) |
| 11-16-91 | No. 2 Miami (Fla.) 17, No. 1 Florida St. 16 | Doak Campbell (Tallahassee) |
| 1-1-93 | No. 2 Alabama 34, No. 1 Miami (Fla.) 13 (Sugar Bowl) | Superdome (New Orleans) |

| Date | Score |
|----------|---|
| 11-13-93 | No. 2 Notre Dame 31, No. 1 Florida St. 24 |
| 1-1-94 | No. 1 Florida St. 18, No. 2 Nebraska 16 (Orange Bowl) |
| 1-2-96 | No. 1 Nebraska 62, No. 2 Florida 24 (Fiesta Bowl) |
| 11-30-96 | No. 2 Florida St. 24, No. 1 Florida 21 |
| 1-4-99 | No. 1 Tennessee 23, No. 2 Florida St. 16 (Fiesta Bowl) |
| 1-4-00 | No. 1 Florida St. 46, No. 2 Virginia Tech 29 |
| 1-3-03 | No. 2 Ohio St. 31, No. 1 Miami (Fla.) 24 (2 ot) (Fiesta Bowl) |
| 1-4-05 | No. 1 Southern California 55, No. 2 Oklahoma 19 (Orange Bowl) |
| 1-5-06 | No. 2 Texas 41, No. 1 Southern California 38 (Rose Bowl) |

| Stadium (Site) |
|-----------------------------|
| Noire Dame (South Bend) |
| Orange Bowl (Miami) |
| Sun Devil (Tempe) |
| Doak Campbell (Tallahassee) |
| Sun Devil (Tempe) |
| Superdome (New Orleans) |
| Sun Devil (Tempe) |
| Dolphins Stadium (Miami) |
| Rose Bowl (Pasadena) |

Games in Which a No. 1-Ranked Team Was Defeated or Tied

Listed here are 119 games in which the No. 1-ranked team in The Associated Press poll was defeated or tied. An asterisk (*) indicates the home team, an (N) a neutral site. In parentheses after the winning or tying team is its rank in the previous week's poll (NR indicates it was not ranked), its won-lost record entering the game and its score. The defeated or tied No. 1-ranked team follows with its score, and in parentheses is its rank in the poll the following week. Before 1965, the polls were final before bowl games. (Note: Only 10 teams were ranked in the weekly polls during 1962, 1963, 1964, 1965, 1966 and 1967; 20 teams all other seasons until 1989, when 25 teams were ranked.)

| | |
|----------|--|
| 10-31-36 | *Northwestern (3, 4-0-0) 6, Minnesota 0 (2) |
| 11-21-36 | *Notre Dame (11, 5-2-0) 26, Northwestern 6 (7) |
| 10-30-37 | (Tie) Washington (NR, 3-2-1) 0, *California 0 (2) |
| 10-29-38 | Carnegie Mellon (T19, 4-1-0) 20, *Pittsburgh 10 (3) |
| 12-2-38 | *Southern California (8, 7-2-0) 13, Notre Dame 0 (5) |
| 10-14-39 | Duquesne (NR, 3-0-0) 21, *Pittsburgh 13 (18) |
| 11-8-41 | (Tie) Baylor (NR, 3-4-0) 7, *Texas 7 (2) |
| 10-31-42 | *Wisconsin (6, 5-0-1) 17, Ohio St. 7 (6) |
| 11-21-42 | (N) Auburn (NR, 4-4-1) 27, Georgia 13 (5) |
| 11-28-42 | Holy Cross (NR, 4-4-1) 55, *Boston College 12 (8) |
| 11-27-43 | *Great Lakes NTS (NR, 9-2-0) 19, Notre Dame 14 (1) |
| 11-9-46 | (Tie) (N) Notre Dame (2, 5-0-0) 0, Army 0 (1) |
| 10-8-49 | Army (7, 2-0-0) 21, *Michigan 7 (7) |
| 10-7-50 | Purdue (NR, 0-1-0) 28, *Notre Dame 14 (10) |
| 11-4-50 | *Texas (7, 4-1-0) 23, SMU 20 (7) |
| 11-18-50 | *Illinois (10, 6-1-0) 14, Ohio St. 7 (8) |
| 1-1-51 | (Sugar Bowl) Kentucky (7, 10-1-0) 13, Oklahoma 7 (1) |
| 10-20-51 | Southern California (11, 4-1-0) 21, *California 14 (9) |
| 1-1-52 | (Sugar Bowl) Maryland (3, 9-0-0) 28, Tennessee 13 (1) |
| 10-11-52 | *Ohio St. (NR, 1-1-0) 23, Wisconsin 14 (12) |
| 11-21-53 | (Tie) Iowa (20, 5-3-0) 14, *Notre Dame 14 (2) |
| 1-1-54 | (Orange Bowl) Oklahoma (4, 8-1-1) 7, Maryland 0 (1) |
| 10-2-54 | Purdue (19, 1-0-0) 27, *Notre Dame 14 (8) |
| 9-24-55 | *Maryland (5, 1-0-0) 7, UCLA 0 (7) |
| 10-27-56 | *Illinois (NR, 1-3-0) 20, Michigan St. 13 (4) |
| 10-19-57 | Purdue (NR, 0-3-0) 20, *Michigan St. 13 (8) |
| 11-16-57 | *Rice (20, 4-3-0) 7, Texas A&M 6 (4) |
| 10-25-58 | (Tie) *Pittsburgh (NR, 4-1-0) 14, Army 14 (3) |
| 11-7-59 | *Tennessee (13, 4-1-1) 14, LSU 13 (3) |
| 11-5-60 | *Minnesota (3, 6-0-0) 27, Iowa 10 (5) |
| 11-12-60 | Purdue (NR, 2-4-1) 23, *Minnesota 14 (4) |
| 11-19-60 | Kansas (NR, 6-2-1) 23, *Missouri 7 (5) |
| 1-1-61 | (Rose Bowl) Washington (6, 9-1-0) 17, Minnesota 7 (1) |
| 11-4-61 | *Minnesota (NR, 4-1-0) 13, Michigan St. 0 (6) |
| 11-18-61 | TCU (NR, 2-4-1) 6, *Texas 0 (5) |
| 10-6-62 | *UCLA (NR, 0-0-0) 9, Ohio St. 7 (10) |
| 10-27-62 | (Tie) *Rice (NR, 0-3-1) 14, Texas 14 (5) |
| 11-10-62 | *Wisconsin (8, 5-1-0) 37, Northwestern 6 (9) |
| 11-17-62 | *Georgia Tech (NR, 5-2-1) 7, Alabama 6 (6) |
| 9-28-63 | Oklahoma (3, 1-0-0) 17, *Southern California 12 (8) |
| 10-12-63 | (N) Texas (2, 3-0-0) 28, Oklahoma 7 (6) |
| 10-17-64 | Arkansas (8, 4-0-0) 14, *Texas 13 (6) |
| 11-28-64 | *Southern California (NR, 6-3-0) 20, Notre Dame 17 (3) |
| 1-1-65 | (Orange Bowl) Texas (5, 9-1-0) 21, Alabama 17 (1) |
| 9-25-65 | *Purdue (6, 1-0-0) 25, Notre Dame 21 (8) |
| 10-16-65 | *Arkansas (3, 4-0-0) 27, Texas 24 (5) |
| 1-1-66 | (Rose Bowl) UCLA (5, 7-2-1) 14, Michigan St. 12 (2) |
| 11-19-66 | (Tie) *Michigan St. (2, 9-0-0) 10, Notre Dame 10 (1) |
| 9-30-67 | *Purdue (10, 1-0-0) 28, Notre Dame 21 (6) |
| 11-11-67 | *Oregon St. (NR, 5-2-1) 3, Southern California 0 (4) |
| 11-18-67 | *Southern California (4, 8-1-0) 21, UCLA 20 (4) |
| 10-12-68 | *Ohio St. (4, 2-0-0) 13, Purdue 0 (5) |
| 11-22-69 | *Michigan (12, 7-2-0) 24, Ohio St. 12 (4) |

| | |
|----------|---|
| 1-1-71 | (Cotton Bowl) Notre Dame (6, 8-1-1) 24, Texas 11 (3) |
| 9-29-73 | (Tie) Oklahoma (8, 1-0-0) 7, *Southern California 7 (4) |
| 11-24-73 | (Tie) *Michigan (4, 10-0-0) 10, Ohio St. 10 (3) |
| 12-31-73 | (Sugar Bowl) Notre Dame (3, 10-0-0) 24, Alabama 23 (4) |
| 11-9-74 | *Michigan St. (NR, 4-3-1) 16, Ohio St. 13 (4) |
| 1-1-76 | (Rose Bowl) UCLA (11, 8-2-1) 23, Ohio St. 10 (4) |
| 11-6-76 | *Purdue (NR, 3-5-0) 16, Michigan 14 (4) |
| 10-8-77 | Alabama (T7, 3-1-0) 21, *Southern California 20 (6) |
| 10-22-77 | *Minnesota (NR, 4-2-0) 16, Michigan 0 (6) |
| 1-2-78 | (Cotton Bowl) Notre Dame (5, 10-1-0) 38, Texas 10 (4) |
| 9-23-78 | (N) Southern California (7, 2-0-0) 24, Alabama 14 (3) |
| 11-11-78 | *Nebraska (4, 8-1-0) 17, Oklahoma 14 (4) |
| 1-1-79 | (Sugar Bowl) Alabama (2, 10-1-0) 14, Penn St. 7 (4) |
| 10-13-79 | (Tie) Stanford (NR, 3-2-0) 21, *Southern California 21 (4) |
| 1-1-80 | (Rose Bowl) Southern California (3, 10-0-1) 17, Ohio St. 16 (4) |
| 11-1-80 | (N) Mississippi St. (NR, 6-2-0) 6, Alabama 3 (6) |
| 11-8-80 | (Tie) *Georgia Tech (NR, 1-7-0) 3, Notre Dame 3 (6) |
| 9-12-81 | *Wisconsin (NR, 0-0-0) 21, Michigan 14 (11) |
| 9-19-81 | *Michigan (11, 0-1-0) 25, Notre Dame 7 (13) |
| 10-10-81 | Arizona (NR, 2-2-0) 13, *Southern California 10 (7) |
| 10-17-81 | *Arkansas (NR, 4-1-0) 42, Texas 11 (10) |
| 10-31-81 | *Miami (Fla.) (NR, 4-2-0) 17, Penn St. 14 (5) |
| 11-28-81 | Penn St. (11, 8-2-0) 48, *Pittsburgh 14 (10) |
| 11-6-82 | Notre Dame (NR, 5-1-1) 31, *Pittsburgh 16 (8) |
| 1-1-83 | (Sugar Bowl) Penn St. (2, 10-1-0) 27, Georgia 23 (4) |
| 1-2-84 | (Orange Bowl) Miami (Fla.) (5, 10-1-0) 31, Nebraska 30 (4) |
| 9-8-84 | *Michigan (14, 0-0-0) 22, Miami (Fla.) 14 (5) |
| 9-29-84 | *Syracuse (NR, 2-1-0) 17, Nebraska 9 (8) |
| 10-13-84 | (N) (Tie) Oklahoma (3, 4-0-0) 15, Texas 15 (3) |
| 11-10-84 | *Southern California (12, 7-1-0) 16, Washington 7 (5) |
| 11-17-84 | Oklahoma (6, 7-1-1) 17, *Nebraska 7 (7) |
| 9-28-85 | *Tennessee (NR, 0-0-1) 38, Auburn 20 (14) |
| 11-2-85 | *Ohio St. (7, 6-1-0) 22, Iowa 13 (6) |
| 11-9-85 | (N) Georgia (17, 6-1-1) 24, Florida 3 (11) |
| 1-1-86 | (Orange Bowl) Oklahoma (4, 9-1-0) 25, Penn St. 10 (3) |
| 9-27-86 | *Miami (Fla.) (2, 3-0-0) 28, Oklahoma 16 (6) |
| 1-2-87 | (Fiesta Bowl) Penn St. (2, 11-0-0) 14, Miami (Fla.) 10 (2) |
| 11-21-87 | Oklahoma (2, 11-0-0) 17, *Nebraska 7 (5) |
| 1-1-88 | (Orange Bowl) Miami (Fla.) (2, 11-1-0) 20, Oklahoma 14 (3) |
| 10-15-88 | *Notre Dame (4, 5-0-0) 31, Miami (Fla.) 30 (4) |
| 10-29-88 | Washington St. (NR, 4-3-0) 34, *UCLA 30 (6) |
| 11-25-89 | *Miami (Fla.) (7, 9-1-0) 27, Notre Dame 10 (5) |
| 1-1-90 | (Orange Bowl) Notre Dame (4, 11-1-0) 21, Colorado 6 (4) |
| 9-8-90 | *Brigham Young (16, 1-0-0) 28, Miami (Fla.) 21 (10) |
| 10-6-90 | Stanford (NR, 1-3-0) 36, *Notre Dame 31 (8) |
| 10-13-90 | Michigan St. (NR, 1-2-1) 28, *Michigan 27 (10) |
| 11-3-90 | Georgia Tech (16, 6-0-1) 41, *Virginia 38 (11) |
| 11-17-90 | Penn St. (18, 7-2-0) 24, *Notre Dame 21 (7) |
| 11-16-91 | Miami (Fla.) (2, 8-0-0) 17, *Florida St. 16 (3) |
| 11-7-92 | *Arizona (12, 5-2-1) 16, Washington 3 (6) |
| 1-1-93 | (Sugar Bowl) Alabama (2, 12-0) 34, Miami (Fla.) 13 (3) |
| 11-13-93 | *Notre Dame (2, 9-0-0) 31, Florida St. 24 (2) |
| 11-20-93 | Boston College (17, 7-2-0) 41, *Notre Dame 39 (4) |
| 10-15-94 | Auburn (6, 6-0-0) 36, *Florida 33 (5) |
| 9-21-96 | *Arizona St. (17, 2-0-0) 19, Nebraska 0 (8) |
| 11-30-96 | *Florida St. (2, 10-0-0) 24, Florida 21 (4) |
| 1-2-97 | (Sugar Bowl) Florida (3, 11-1-0) 52, Florida St. 20 (3) |
| 10-11-97 | *LSU (14, 4-1-0) 28, Florida 21 (7) |
| 11-7-98 | Michigan St. (NR, 4-4) 28, *Ohio St. 24 (7) |
| 10-7-00 | *Miami (Fla.) (7, 3-1) 27, Florida St. 24 (7) |
| 10-28-00 | *Oklahoma (3, 6-0) 31, Nebraska 14 (5) |
| 10-13-01 | *Auburn (NR, 4-1) 23, Florida 20 (7) |
| 11-9-02 | *Texas A&M (NR, 5-4) 30, Oklahoma 26 (4) |
| 1-3-03 | (Fiesta Bowl) Ohio St. (2, 13-0) 31, Miami (Fla.) 24 (2 ot) (2) |
| 12-6-03 | (N) Kansas St. (13, 10-3) 35, Oklahoma 7 (3) |
| 1-5-06 | (Rose Bowl) Texas (2, 12-0) 41, Southern California 38 (2) |

Associated Press Preseason No. 1 Teams

(The No. 1-ranked team in the annual Associated Press preseason college football poll. The preseason poll started in 1950.)

| Year | Team+ | Year | Team+ | Year | Team+ | Year | Team+ |
|------|---------------------|------|---------------------|------|--------------|------|----------------------|
| 1950 | Notre Dame | 1965 | Nebraska | 1980 | Ohio St. | 1995 | Florida St. |
| 1951 | Tennessee+ | 1966 | Alabama | 1981 | Michigan | 1996 | Nebraska |
| 1952 | Michigan St.+ | 1967 | Notre Dame | 1982 | Pittsburgh | 1997 | Penn St. |
| 1953 | Notre Dame | 1968 | Purdue | 1983 | Nebraska | 1998 | Ohio St. |
| 1954 | Notre Dame | 1969 | Ohio St. | 1984 | Auburn | 1999 | Florida St.+ |
| 1955 | UCLA | 1970 | Ohio St. | 1985 | Oklahoma+ | 2000 | Nebraska |
| 1956 | Oklahoma+ | 1971 | Notre Dame | 1986 | Oklahoma | 2001 | Florida |
| 1957 | Oklahoma | 1972 | Nebraska | 1987 | Oklahoma | 2002 | Miami (Fla.) |
| 1958 | Ohio St. | 1973 | Southern California | 1988 | Florida St. | 2003 | Oklahoma |
| 1959 | LSU | 1974 | Oklahoma+ | 1989 | Michigan | 2004 | Southern California+ |
| 1960 | Syracuse | 1975 | Oklahoma+ | 1990 | Miami (Fla.) | 2005 | Southern California |
| 1961 | Iowa | 1976 | Nebraska | 1991 | Florida St. | | |
| 1962 | Ohio St. | 1977 | Oklahoma | 1992 | Miami (Fla.) | | |
| 1963 | Southern California | 1978 | Alabama+ | 1993 | Florida St.+ | | |
| 1964 | Mississippi | 1979 | Southern California | 1994 | Florida | | |

+Indicated eventual national champion.

A Year-By-Year History of the Associated Press Poll

1936—The Associated Press Poll began with sports editors of AP newspapers voting for the top 20 teams nationally. Minnesota and Northwestern each had 7-1 records and, even though Northwestern whipped the Golden Gophers in the regular season, Minnesota was named No. 1 in the final poll.

1937—California began with a 5-0 record and was ranked No. 1 in the first three polls but Jock Sutherland's Pittsburgh Panthers took over the lead in November and finished 9-0-1 and No. 1.

1938—Previous year's AP leader Pittsburgh was ranked No. 1 to begin the season but Dutch Meyer's TCU Horned Frogs, behind legendary QB Davey O'Brien, posted an undefeated 10-0 regular season for the poll championship.

1939—Pittsburgh and Tennessee, two powerhouses, exchanged the No. 1 spot in the poll until Homer Norton's Texas A&M Aggies, behind big fullback John Kimbrough, took over the top spot late and finished 10-0 in the regular season for the mythical AP title.

1940—Eastern power Cornell led for the first four weeks until eventual champion Minnesota, behind coach Bernie Bierman and all-Americans George Franck and Urban Odson, finished No. 1. It was the second of three national poll champions for Bierman.

1941—Minnesota made it two in a row behind Heisman Trophy winner Bruce Smith as the Gophers posted a perfect 8-0 record.

1942—Ohio State started the season as the No. 1 team until a mid-season loss dropped the Buckeyes back into the pack. Georgia and Boston College shared the No. 1 spot until the last week, when Ohio State, behind legendary coach Paul Brown, finished as the top team.

1943—Notre Dame led wire-to-wire, the first time a team had led every week since the poll originated in 1936. Coach Frank Leahy, in only his third year, had plenty of tools to work with, including backs Angelo Bertelli (Heisman Trophy winner and consensus all-America) and Creighton Miller (fourth in the Heisman voting and consensus all-America). The line was loaded also with end John Yonaker, tackle Jim White and guard Pat Filley, all consensus all-Americans.

1944—Notre Dame started off the year as the No. 1 team, but Red Blaik's Army team, behind consensus all-Americans Doc Blanchard and Glenn Davis (Mr. Outside), rolled to an undefeated season and the first of two consecutive No. 1 finishes.

1945—During the war year of World War II, no team more personified America's determination than Army, which ran the table again behind Blanchard and Davis, and consensus all-America linemen John Green and Tex Coulter. The Cadets posted a perfect 9-0 record but service academies did not participate in bowl games then.

1946—This was a pivotal year for the AP poll in that Army was expected to sweep to the No. 1 spot easily, again behind Blanchard and Davis. During the season, Army finished 9-0-1, highlighted by a 0-0 tie at Yankee Stadium against Johnny Lujack-led Notre Dame (8-0-1) in the 'Game of the Decade.' However, Army barely beat an outclassed Navy team in its final game and the voters selected Notre Dame No. 1.

1947—Notre Dame and Michigan alternated No. 1 and 2 slots throughout the year with Notre Dame getting the final regular-season nod, even though both teams were 9-0. In the ensuing bowl game, Michigan rolled over Southern California, 49-0, and the public demanded that the voters release another post-bowl poll and the Wolverines won easily. AP decided, however, that the postseason poll did not supercede the final regular-season poll of December 6, 1947.

1948—Defending champion Notre Dame alternated with North Carolina and Michigan as No. 1 in the first few polls but the Wolverines took over in November and raced to a 9-0 record and a poll championship in coach Bennie Oosterbaan's first year as a head coach.

1949—Michigan was No. 1 the first week before Notre Dame took over and cruised to a perfect 9-0 mark and the national poll title. It was the last of four No. 1 finishes in seven years for coach Frank Leahy. The stars were end Leon Hart (Heisman Trophy winner and consensus all-America) and consensus all-America backs Emil Sitko and Bob Williams.

1950—This was another pivotal year as AP's rival United Press began its own top-20 poll, voted on by a panel of coaches. The two polls would go head-to-head for the next 45 years. On the field, Notre Dame, Army (behind Dan Foldsberg), SMU (behind Kyle Rote) and Ohio State (led by Heisman winner Vic Janowicz) all led at least one week. But Oklahoma, behind coach Bud Wilkinson and consensus all-Americans Leon Heath and Jim Weatherall, posted a 9-0 record for the No. 1 spot and then promptly lost in the Sugar Bowl to Kentucky, led by Babe Parilli.

1951—Tennessee raced to a No. 1 ranking on the heels of Bob Neyland's coaching and the fleet feet of consensus all-American Hank Lauricella. Michigan State and California both mounted weekly challenges, but the Volunteers held on for Neyland's first title in 20 years of coaching.

1952—Michigan State took over in the third week and raced to a perfect 9-0 record behind coach Clarence "Biggie" Munn. The Spartans did not play in a bowl game.

1953—Notre Dame looked like a sure winner as the Irish led for the first eight weeks of the season behind Heisman Trophy winner Johnny Lattner. But Maryland, behind the coaching of Jim Tatum and the play of consensus all-America tackle Stan Jones, made a late bid with a 10-0 mark. The Terrapins lost in the Orange Bowl to Oklahoma, 7-0.

1954—The two polls split for the first time as Ohio State prevailed in the AP and UCLA in the UP. The two teams did not meet in the Rose Bowl to decide the "on-the-field" champion. UCLA had to stay behind because of the Pacific-8's "Rose Bowl no-repeater" rule since they had played in Pasadena the year before against Michigan. Ohio State gave coach Woody Hayes his first AP championship with a 10-0 record and the Buckeyes defeated Southern California, 20-7, in the Rose Bowl.

1955—Oklahoma continued with major college football's all-time 47-game winning streak by cruising to an AP No. 1 spot with a 10-0 mark and handing Bud Wilkinson the second of three national poll titles.

1956—This year was a continuation of Oklahoma's powerhouse team which posted a perfect 11-0 record in the all-time 47-game winning streak that lasted almost four years (1953-57). Led by center Jerry Tubbs and back Tommy McDonald, the Sooners gave Bud Wilkinson his final AP national title.

1957—Again there was a split vote in the two polls as AP selected as No. 1 unbeaten Auburn (10-0), under Shug Jordan, even though the Tigers were on probation. UP, the coaches' poll, threw out Auburn from poll consideration and went with Woody Hayes' Ohio State Buckeyes (9-1). Auburn did not go to a bowl and Ohio State beat Oregon, 10-7, in the Rose Bowl.

1958—1958 turned out to be the year of the Chinese Bandits in the AP poll. Led by consensus all-America back Billy Cannon on offense and a swarming defense called the Chinese Bandits, coach Paul Dietzel's surprising LSU Tigers took over the No. 1 spot in mid-season. LSU finished 11-0 and beat Clemson in the Sugar Bowl.

1959—Even though LSU had Heisman winner Billy Cannon returning, Syracuse took over the No. 1 slot in early November and posted an 11-0 mark to claim its first poll title. Coach Ben Schwartzwalder was rewarded with his only championship behind the all-America play of guard Roger Davis and Syracuse defeated Texas, 23-14, in the Cotton Bowl.

1960—Minnesota, under Murray Warmath, led in both polls before the bowl games but was upset by Washington, 17-7, in the Rose Bowl. That prompted the Football Writers Association of America (FWAA) to conduct a post-bowl poll that named Johnny Vaught's Mississippi Rebels as champion. Minnesota remained the official winner in both AP and UPI polls.

1961—Alabama avoided a minefield of upsets and raced to a 10-0 record to claim the AP title, even though Iowa, Mississippi, Michigan State and Texas all were No. 1 at one time during the year. It was Bear Bryant's first of six AP championships.

1962—Coach John McKay got his first national title as Southern California bided its time waiting for four other teams to share No. 1 during the year. The Trojans slipped into the top spot late with a 10-0 regular-season mark and then downed Wisconsin, 42-37, in the Rose Bowl.

1963—Texas, under Darrell Royal, was a unanimous choice of all of the polls as the Longhorns took over the No. 1 slot in October, finished 10-0 and then beat a Navy team, led by Heisman winner Roger Staubach, in the Cotton Bowl. The Longhorns' top player was tackle Scott Appleton.

1964—The 1964 season saw the AP and UPI polls both agree on Alabama as No. 1, while the other two consensus polls picked Arkansas (FWAA) and Notre Dame (National Football Foundation). It was Bear Bryant's second of six AP titles.

1965—AP had its first post-bowl poll while UPI remained with a pre-bowl selection. AP selected Alabama for the second straight year. UPI went with Michigan State, which then lost in the Rose Bowl to UCLA, 14-12. Alabama had a 9-1-1 record and then whipped Nebraska, 39-28, in the Orange Bowl.

1966—Both Notre Dame and Michigan State were unbeaten as they headed into the November 19 match-up. The Irish came back from a 10-0 deficit to tie the game in the fourth quarter. Ara Parseghian's Irish actually got the ball back with 1:30 remaining and decided to run the clock out rather than try to win. His strategy paid off the next week as Notre Dame crushed Southern California, 51-0, and the Irish were picked No. 1 in both final polls.

1967—Southern California rebounded from an early loss to post a 9-1 record and move into the No. 1 slot in late November. John McKay's Trojans beat Indiana, 14-3, in the Rose Bowl to cap off the season. USC stars were O.J. Simpson, Ron Yary, Tim Rossovic and Adrian Young, all consensus all-America selections.

1968—Ohio State overtook a crowded field of Purdue and defending champion Southern California to become No. 1 in late November. The Buckeyes finished 10-0 and drilled Southern California, 27-16, in the Rose Bowl.

1969—Defending champ Ohio State led the pack for most of the year before Darrell Royal's Texas Longhorns made a strong bid for No. 1 late. The Longhorns finished 11-0, including the first 'Game of the Century' vs. Arkansas, in which Texas scored a 15-14 victory after trailing 14-0. The team from the Lone Star State then beat Notre Dame, 21-17, in the Cotton Bowl. Texas had only one consensus all-America player, lineman Bob McKay, but had many productive players, such as James Street, Ted Koy and Steve Worster.

1970—It looked like this year might be a repeat of Texas' ascension in 1969. The Longhorns dominated the AP poll for the entire second half of the season, but a 24-11 loss to Notre Dame in the Cotton Bowl gave Nebraska a chance to take the final No. 1 spot. Bob Devaney's Cornhuskers had only a tie to mar their final record (11-0-1) and beat LSU, 17-12, in the Orange Bowl.

1971—Nebraska's 1971 team, which many say was the best squad of its era, held the No. 1 spot from wire to wire for Bob Devaney, the first team to do it since Army in 1945. The Cornhuskers were led by future Heisman winner Johnny Rodgers and defensive stalwarts Willie Harper and Larry Jacobson, all consensus all-America selections. The year's showdown for Nebraska was a match-up with Oklahoma in Norman in what many still consider the best 'Game of the Century.' Nebraska won the hyped contest, 35-31, to finish 13-0, including a 38-6 victory over Alabama in the Orange Bowl.

1972—It was all Southern California in 1972 as John McKay's Trojans became the second school in a row to take the No. 1 spot in the poll from first week to last. The 12-0 record included a 42-17 pounding of Ohio State in the Rose Bowl. Southern California was chosen the winner in all four consensus polls.

1973—First defending champion Southern California, and then Ohio State, combined to keep a lock on the No. 1 position throughout most of the season. But Alabama took over the last week of November and met No. 3 Notre Dame in the Sugar Bowl for the AP title. Notre Dame won a close 24-23 victory and captured the No. 1 final prize. Coach Ara Parseghian got his second of two championships behind such players as Dave Casper and Mike Townsend.

1974—In the year in which UPI finally moved its final poll until after the bowl games, Ohio State and Oklahoma led in the AP poll most of the year. Oklahoma, behind a crushing rushing attack headed by Joe Washington, was on probation and not ranked by UPI, but finished 11-0 to take the top AP poll spot. Oklahoma consensus all-America picks were Washington, guard John Roush and linebacker Rod Shoate. Coach Barry Switzer started his tenure with two AP titles in his first three seasons and a 32-1-1 record. UPI selected Southern California, which finished 10-1-1.

1975—Oklahoma looked unbeatable early, led the AP poll through September and seemed invincible. However, a roadblock cropped up in a surprise 23-3 loss to Kansas that snapped the Sooners' 28-game winning streak. That sent Ohio State into the No. 1 AP slot until the crucial bowl games behind Archie Griffin, who was on track for his second straight Heisman. While Oklahoma was beating Michigan, 14-6, in the Orange, Ohio State fell, 23-10, to UCLA in the Rose, and the Sooners had their second straight AP championship. The Oklahoma squad had big-time talent in Joe Washington, Billy Brooks, Dewey Selmon, Lee Roy Selmon and Tinker Owens, who all earned all-America mention. Arizona State finished 12-0 and was the only undefeated, untied team. The Sun Devils, however, played in the Western Athletic Conference, not known as a strong league at the time.

1976—Michigan raced to an 8-0 record and led the poll for the first eight weeks. Pittsburgh, under Johnny Majors, finished strong with a 12-0 mark, including a 27-3 victory over Georgia in the Sugar Bowl. The Panthers were on top at the end of the season and featured Heisman winner Tony Dorsett and defensive lineman Al Romano, both consensus all-America picks.

1977—Five teams alternated taking the No. 1 AP ranking during the year and five teams finished the season with 11-1 records, including pre-bowl leader Texas. However, Notre Dame (11-1) upset the No. 1 Longhorns, 38-10, in the Cotton Bowl by keeping Heisman winner Earl Campbell in check. Dan Devine's Irish, behind consensus all-America players Ross Browner, Ken MacAfee and Luther Bradley, were also voted No. 1 in the UPI poll.

1978—Penn State was No. 1 going into the bowl games but was upset, 14-7, by Alabama in the Sugar Bowl. The Crimson Tide (11-1) was voted No. 1 by AP, but Southern California got the nod in the UPI poll because it beat Alabama, 24-14, during the regular season. USC (12-1) was led by coach John Robinson and future Heisman winner Charles White. The Trojans whipped Michigan, 17-10, in the Rose Bowl.

1979—Alabama (12-0) made it two AP titles in a row and six overall for coach Bear Bryant as the Crimson Tide drilled Arkansas, 24-9, in the Sugar Bowl to forge ahead of

pre-bowl No. 1 Ohio State. The Buckeyes (11-1) dropped out of contention when they lost in the Gator Bowl to Clemson, 17-15, in the famous "coach-slugging-player" incident by Ohio State coach Woody Hayes.

1980—Alabama seemed to be in charge early, taking over the No. 1 AP slot for seven straight weeks until Notre Dame grabbed the spot November 4. But the Irish dropped out the next week as Georgia pushed into the No. 1 spot behind the running of freshman sensation Herschel Walker. Vince Dooley's Bulldogs finished 12-0 and beat Notre Dame, 17-10, in the Sugar Bowl.

1981—Michigan began as the AP leader before giving way after one week to Notre Dame, which was passed by Southern California, which was overtaken for a week by Texas, which then surrendered the top spot to Penn State, which then saw Pittsburgh rise to No. 1. All six of these teams fell by the wayside as Clemson, under Danny Ford, finished strong with a 12-0 record, including a 22-15 victory over Nebraska in the Orange Bowl.

1982—Pittsburgh and Washington alternated sharing the No. 1 spot until Georgia took over November 9. The Bulldogs were still the leader going into the bowl games. However, No. 2 Penn State beat No. 1 Georgia, 27-23, in the Sugar Bowl for the AP poll championship. It was coach Joe Paterno's first of two AP national championships.

1983—It was a disappointing season for Nebraska, which held the No. 1 AP slot for 14 consecutive weeks, but was edged by fifth-ranked Miami (Florida), 31-30, in the Orange Bowl. Coach Howard Schnellenberger's Hurricanes took the AP title after winning a battle with a Nebraska team that had Heisman winner Mike Rozier and consensus all-America picks Irving Fryar and Dean Steinkuhler.

1984—In a year that saw four other teams alternate as No. 1, Brigham Young (13-0) hung around until fortune pushed the Cougars into the final No. 1 slot. Coach LaVell Edwards' charges played no AP team in the top 20 in the regular season, but dispatched Michigan, 24-17, in the Holiday Bowl. When No. 1 Nebraska and No. 2 South Carolina both lost November 17, the No. 3 Cougars vaulted into the top spot and never gave it up.

1985—Oklahoma stayed the course after an early loss to beat No. 1 Penn State, 25-10, in the Orange Bowl and give Barry Switzer his second AP title. Brian Bosworth and Tony Casillas were the top players for the Sooners.

1986—Penn State had not been No. 1 all year, but the Nittany Lions finished 12-0, capped by a 14-10 victory over pre-bowl No. 1 Miami (Florida) in the Fiesta Bowl. The bowl was arranged to match No. 1 vs. No. 2 because the two top teams had no conference affiliation. It was Joe Paterno's second AP title.

1987—Oklahoma held the No. 1 spot for all but one week during the year, but Miami (Florida) grabbed the national poll title by downing the Sooners, 20-14, in the Orange Bowl. Miami featured a bruising defense with Daniel Stubbs and Bennie Blades topping the consensus all-America team. Coach Jimmy Johnson's 12-0 Hurricanes garnered the second of four AP titles in 10 years.

1988—Notre Dame made a late-season run for AP's No. 1 spot and finished a perfect 12-0 after a 34-21 win over West Virginia in the Fiesta Bowl to grab the title. Miami (Florida) had control of the No. 1 spot early before UCLA took over for a couple of weeks, followed by the Irish's push.

1989—Defending AP champion Notre Dame held the No. 1 spot for 12 consecutive weeks. Colorado took over when the Irish lost a game. The Buffaloes were No. 1 for only two weeks before Dennis Erickson's Miami (Florida) team moved into No. 1 in the final poll by beating Alabama, 33-25, in the Sugar Bowl. Colorado lost its chance by losing to Notre Dame, 21-6, in the Orange Bowl.

1990—This was another split between the polls with AP going with Colorado (11-1-1) while UPI went with undefeated Georgia Tech (10-0-1). In the ensuing bowl games, both teams won — Colorado beating Notre Dame, 10-9, in the Orange, and Georgia Tech downing Nebraska, 45-21, in the Florida Citrus. This was the season that critics of the bowl system began talking about creating another way to determine a national champion, indicating that the polls were not adequate.

1991—UPI, which fell on hard times financially, saw its coaches' poll switch affiliation to USA Today/CNN. With two teams each posting 12-0 records, the polls again split with AP naming Miami (Florida) No. 1 and the coaches' poll going with Washington. Again, the media and public grumbled about not having a clear-cut national titlist, and the Bowl Coalition people started to think about replacing the poll champions.

1992—The Bowl Coalition made its debut to decide a national champion, and Alabama, under Gene Stallings, upset Miami (Florida), 34-13, in the Sugar Bowl for the title. The Crimson Tide finished 13-0 to take No. 1 in both polls. Miami (Florida) was No. 1 in the AP poll for 10 of the season's 15 weeks.

1993—Florida State almost led the poll from first week to last, save for November 16 after a loss to Notre Dame, which took one quick week in the No. 1 roost. But Lou Holtz's Irish were upended by Boston College and Bobby Bowden's Seminoles regained the No. 1 spot the next week. The Seminoles posted a 12-1 record, including an 18-16 victory over Nebraska in the Orange Bowl. Florida State QB Charlie Ward was the Heisman Trophy winner and LB Derrick Brooks and DB Corey Sawyer were consensus all-America selections.

1994—Florida and Nebraska held the No. 1 spot for most of the first half of the season and Penn State went undefeated, but it was Nebraska (also unbeaten at 13-0) that took the championship. The Cornhuskers squeezed by Miami (Florida), 24-17, in the Orange Bowl to hand Tom Osborne his first AP title after 22 years as the head coach in Lincoln. Joe Paterno saw his Penn State squad go undefeated and uncrowned for the fourth time.

1995—Florida State was the team to beat as the Seminoles held the No. 1 slot for the first nine weeks, before giving way to defending champion Nebraska. The Cornhuskers ran their winning streak to 25 straight games with a 12-0 record. The Bowl Coalition matched No. 1 Nebraska with No. 2 Florida in the Fiesta Bowl. Nebraska whipped the Gators, 62-24, to remove any doubt about the No. 1 team and the Cornhuskers took the AP prize for the second straight year.

1996—This year marked a change from the Bowl Coalition to the Bowl Alliance, but it also proved less than satisfying as the top two teams – Florida State and Arizona State – did not meet because Arizona State was bound to the Rose Bowl and a game versus the Big Ten champion. Interestingly, both Florida State and Arizona State lost in their respective bowl games (Florida State lost to Florida, 52-20), which was enough to lift the Gators into the final No. 1 spot in both polls. Steve Spurrier got a measure of revenge over the Gator doubters from 1995, when Florida lost in the title game. Florida QB Danny Wuerffel was the Heisman winner and Ike Hilliard and Reidel Anthony were consensus all-Americans.

1997—ESPN replaced CNN in the USA Today coaches' poll that named Nebraska as its champion. Michigan finished No. 1 in the AP poll. The Wolverines and Nebraska were both unbeaten heading into the bowls, and the Cornhuskers finished 13-0 with a 41-21 win over Virginia Tech in the Orange Bowl. Meanwhile, Michigan (12-0) beat Washington, 21-16, in the Rose Bowl. Even though both teams won in the bowls, 21 coaches changed their votes in the USA Today/ESPN poll on the strength of Nebraska's margin of victory and handed Tom Osborne the third poll championship for Nebraska in four years. Lloyd Carr got his first AP title in only his third year as head coach of the Wolverines. Michigan DB Charles Woodson was the first defensive player ever selected as the Heisman Trophy winner.

1998—This was the first year of the Bowl Championship Series (BCS) and Ohio State, under John Cooper, was voted No. 1 in the AP poll for the first nine weeks. Phillip Fulmer's Tennessee Volunteers took over the top spot when the Buckeyes lost, and raced to a 13-0 record, including a 23-16 victory over No. 2 Florida State in the Fiesta Bowl. Tennessee was voted No. 1 in all four major polls – Associated Press (AP), USA Today/ESPN (USA/ESPN), National Football Foundation/College Football Hall of Fame (NFF) and Football Writers Association of America (FWAA).

1999—For the first time since Nebraska did so in 1983, Florida State led the AP poll from wire to wire. It was not easy for Bobby Bowden's Seminoles, as they posted a perfect 12-0 record, but had close calls in beating Georgia Tech, 41-35; Clemson, 17-14; and in-state rival Florida, 30-23. But Florida State ripped No. 2 Virginia Tech, 46-29, in the BCS Sugar Bowl. Peter Warrick, Jason Whitaker, Sebastian Janikowski and Corey Simon were all consensus all-America selections as Florida State finished No. 1 in all four major polls (AP, USA/ESPN, NFF and FWAA).

2000—Nebraska, 12-1 and No. 3 in the AP poll the previous year, looked strong and was voted No. 1 for nine consecutive weeks to begin the season. Oklahoma, unranked the previous year, took over the No. 1 spot October 30 and cruised into the BCS Orange Bowl to face No. 2 Florida State. The Seminoles had one loss but the second-best strength of schedule. Bob Stoops' Sooners clamped down on Florida State's offense to post a 13-2 victory. For Stoops, in only his second year as a head coach, it was the first Oklahoma AP poll title since 1985 under Barry Switzer. Oklahoma finished 13-0 behind QB Josh Heupel (Heisman runner-up to QB Chris Weinke of Florida State), LB Rocky Calmus and DB J.T. Thatcher, all consensus all-Americans.

2001—Florida and Miami (Florida) fought it out all year for a BCS crown and No. 1 spots in all four major polls. Miami finally came out on top by posting a perfect 12-0 mark

and a decisive 37-14 victory over No. 2 Nebraska in the Rose Bowl, which finally became a part of the BCS process. Florida ended up fifth in the BCS rankings because of two regular-season season defeats. Associated Press' No. 2 Nebraska (11-2) overcame a 62-36 pounding by AP No. 14 Colorado in its final regular-season game to hold on to the No. 2 BCS ranking and the Rose Bowl date. Miami's Larry Coker was only the second first-year head coach to win a national title (Bennie Oosterbaan of Michigan in 1948) as the Hurricanes were No. 1 in all four major polls and BCS champion.

2002—Defending consensus champion Miami (Florida) held the AP No. 1 spot almost the entire year (Oklahoma was No. 1 during the week of November 4) and was No. 1 in the BCS rankings. The Hurricanes then faced undefeated Ohio State, No. 2 in both the BCS and AP poll, in the Fiesta Bowl. The Buckeyes, under second-year head coach Jim Tressel, held on for a double-overtime 31-24 victory, snapping the Hurricanes' 34-game winning streak, sixth longest of all-time. The Buckeyes had many talented players, including consensus all-Americans Mike Nugent (PK), Matt Wilhelm (LB) and Mike Doss (DB). It was the sixth straight year that the AP poll champion posted an undefeated season.

2003—Grumblings about the Bowl Championship Series (BCS) began after the season as the polls split yet again. AP selected Southern California (12-1) as No. 1 and USA Today/ESPN picked LSU (13-1) as champion. In a strange turn of events, Oklahoma was No. 1 in the AP poll for 14 consecutive weeks, and the Sooners looked unbeatable as they rolled to an 11-0 regular-season record. In the Big 12 Conference championship game, however, the Sooners were rocked, 35-7, by Kansas State. Oklahoma had built up such a lead in the BCS rankings, however, that it was still ranked No. 1 and faced BCS No. 2 LSU in the Sugar Bowl. Even though BCS No. 3 Southern California was ranked No. 1 in both the AP and USA Today/ESPN polls before the bowls, the Trojans were relegated to the Rose Bowl, in which they defeated Michigan, 28-14, to finish 12-1. LSU then edged Oklahoma, 21-14, in the Sugar Bowl in the BCS No. 1 vs. No. 2 match-up. The AP pollsters voted Southern California No. 1 and the USA Today/ESPN voters picked LSU No. 1 and split the nation again. Momentum began gathering toward a slightly tweaked BCS system that tentatively would add another BCS bowl to the mix in the future.

2004—Southern California left little doubt in the BCS-decided match-up with No. 2 Oklahoma that the Trojans were top dogs by racing to a 55-19 victory in the Orange Bowl. The Trojans were No. 1 in the weekly polls from wire to wire with Oklahoma No. 2, and both were 12-0 going into the bowl games. The only fans who had a problem with the BCS championship game were the Auburn supporters, who saw their Tigers post a perfect 13-0 record, yet not be included in the title match-up. Again, talk of a playoff system was heard, with Auburn not only having a perfect record playing in one of the toughest conferences (Southeastern), but finishing No. 2 in the final poll ahead of Oklahoma. Mountain West Conference power Utah also had an argument to be included after posting a 12-0 mark.

2005—For the first time in BCS history, and it was unanimous, the top two teams in the country faced each other in the national championship game, as Southern California and Texas met in the Rose Bowl. The game lived up to all its hype, as the Longhorns rallied from a 38-26 deficit with two touchdowns in the final five minutes of the fourth quarter, capped by Vince Young's eight-yard scamper with 19 seconds left for the 41-38 victory.

Associated Press (Writers and Broadcasters) Final Polls

1936

- Team**
1. Minnesota
 2. LSU
 3. Pittsburgh
 4. Alabama
 5. Washington
 6. Santa Clara
 7. Northwestern
 8. Notre Dame
 9. Nebraska
 10. Penn
 11. Duke
 12. Yale
 13. Dartmouth
 14. Duquesne
 15. Fordham
 16. TCU
 17. Tennessee
 18. Arkansas
 19. Navy
 20. Marquette

1937

- Team**
1. Pittsburgh
 2. California
 3. Fordham
 4. Alabama
 5. Minnesota
 6. Villanova
 7. Dartmouth
 8. LSU
 9. Notre Dame
 10. Santa Clara
 11. Nebraska
 12. Yale
 13. Ohio St.
 14. Holy Cross
 15. Arkansas
 16. TCU
 17. Colorado
 18. Rice
 19. North Carolina
 20. Duke

1938

- Team**
1. TCU
 2. Tennessee
 3. Duke
 4. Oklahoma
 5. Notre Dame
 6. Carnegie Mellon
 7. Southern California
 8. Pittsburgh
 9. Holy Cross
 10. Minnesota
 11. Texas Tech
 12. Cornell
 13. Alabama
 14. California
 15. Fordham
 16. Michigan
 17. Northwestern
 18. Villanova
 19. Tulane
 20. Dartmouth

1939

- Team**
1. Texas A&M
 2. Tennessee
 3. Southern California
 4. Cornell
 5. Tulane
 6. Missouri
 7. UCLA
 8. Duke
 9. Iowa
 10. Duquesne
 11. Boston College
 12. Clemson
 13. Notre Dame
 14. Santa Clara
 15. Ohio St.
 16. Georgia Tech
 17. Fordham
 18. Nebraska
 19. Oklahoma
 20. Michigan

1940

- Team**
1. Minnesota
 2. Stanford
 3. Michigan
 4. Tennessee
 5. Boston College
 6. Texas A&M
 7. Nebraska
 8. Northwestern
 9. Mississippi St.
 10. Washington
 11. Santa Clara
 12. Fordham
 13. Georgetown
 14. Penn
 15. Cornell
 16. SMU
 17. Hardin-Simmons
 18. Duke
 19. Lafayette

1941

- Team**
1. Minnesota
 2. Duke
 3. Notre Dame
 4. Texas
 5. Michigan
 6. Fordham
 7. Missouri
 8. Duquesne
 9. Texas A&M
 10. Navy
 11. Northwestern
 12. Oregon St.
 13. Ohio St.
 14. Georgia
 15. Penn
 16. Mississippi St.
 17. Mississippi
 18. Tennessee
 19. Washington St.
 20. Alabama

1942**Team**

- Ohio St.
- Georgia
- Wisconsin
- Tulsa
- Georgia Tech
- Notre Dame
- Tennessee
- Boston College
- Michigan
- Alabama
- Texas
- Stanford
- UCLA
- William & Mary
- Santa Clara
- Auburn
- Washington St.
- Mississippi St.
- Minnesota
- Holy Cross
- Penn St.

1943**Team**

- Notre Dame
- Iowa Pre-Flight
- Michigan
- Navy
- Purdue
- Great Lakes
- Duke
- Del Monte P-F
- Northwestern
- March Field
- Army
- Washington
- Georgia Tech
- Texas
- Tulsa
- Dartmouth
- Bainbridge NTS
- Colorado Col.
- Pacific
- Penn

1944**Team**

- Army
- Ohio St.
- Randolph Field
- Navy
- Bainbridge NTS
- Iowa Pre-Flight
- Southern California
- Michigan
- Notre Dame
- March Field
- Duke
- Tennessee
- Georgia Tech
- Norman Pre-Flight
- Illinois
- El Toro Marines
- Great Lakes
- Fort Pierce
- St. Mary's Pre-Flight
- Second Air Force

1945**Team**

- Army
- Alabama
- Navy
- Indiana
- Oklahoma St.
- Michigan
- St. Mary's (Cal.)
- Penn
- Notre Dame
- Texas
- Southern California
- Ohio St.
- Duke
- Tennessee
- LSU
- Holy Cross
- Tulsa
- Georgia
- Wake Forest
- Columbia

1946**Team**

- Notre Dame
- Army
- Georgia
- UCLA
- Illinois
- Michigan
- Tennessee
- LSU
- North Carolina
- Rice
- Georgia Tech
- Yale
- Penn
- Oklahoma
- Texas
- Arkansas
- Tulsa
- North Carolina St.
- Delaware
- Indiana

1947*Team**

- Notre Dame
- Michigan
- SMU
- Penn St.
- Texas
- Alabama
- Penn
- Southern California
- North Carolina
- Georgia Tech
- Army
- Kansas
- Mississippi
- William & Mary
- California
- Oklahoma
- North Carolina St.
- Rice
- Duke
- Columbia

1948**Team**

- Michigan
- Notre Dame
- North Carolina
- California
- Oklahoma
- Army
- Northwestern
- Georgia
- Oregon
- SMU
- Clemson
- Vanderbilt
- Tulane
- Michigan St.
- Mississippi
- Minnesota
- William & Mary
- Penn St.
- Cornell
- Wake Forest

1949**Team**

- Notre Dame
- Oklahoma
- California
- Army
- Rice
- Ohio St.
- Michigan
- Minnesota
- LSU
- Pacific
- Kentucky
- Cornell
- Villanova
- Maryland
- Santa Clara
- North Carolina
- Tennessee
- Princeton
- Michigan St.
- Missouri
- Baylor

1950**Team**

- Oklahoma
- Army
- Texas
- Tennessee
- California
- Princeton
- Kentucky
- Michigan St.
- Michigan
- Clemson
- Washington
- Cornell
- Illinois
- Ohio St.
- Miami (Fla.)
- Alabama
- Nebraska
- Wash. & Lee
- Tulsa
- Tulane

1951**Team**

- Tennessee
- Michigan St.
- Maryland
- Illinois
- Georgia Tech
- Princeton
- Stanford
- Wisconsin
- Baylor
- Oklahoma
- TCU
- California
- Virginia
- San Francisco
- Kentucky
- Boston U.
- UCLA
- Washington St.
- Holy Cross
- Clemson

1952**Team**

- Michigan St.
- Georgia Tech
- Notre Dame
- Oklahoma
- Southern California
- UCLA
- Mississippi
- Tennessee
- Alabama
- Texas
- Wisconsin
- Tulsa
- Maryland
- Syracuse
- Florida
- Duke
- Ohio St.
- Purdue
- Princeton
- Kentucky

1953**Team**

- Maryland
- Notre Dame
- Michigan St.
- Oklahoma
- UCLA
- Rice
- Illinois
- Georgia Tech
- Iowa
- West Virginia
- Texas
- Texas Tech
- Alabama
- Army
- Wisconsin
- Kentucky
- Auburn
- Duke
- Stanford
- Michigan

1954**Team**

- Ohio St.
- UCLA
- Oklahoma
- Notre Dame
- Navy
- Mississippi
- Army
- Maryland
- Wisconsin
- Arkansas
- Miami (Fla.)
- West Virginia
- Auburn
- Duke
- Michigan
- Virginia Tech
- Southern California
- Baylor
- Rice
- Penn St.

1955**Team**

- Oklahoma
- Michigan St.
- Maryland
- UCLA
- Ohio St.
- TCU
- Georgia Tech
- Auburn
- Notre Dame
- Mississippi
- Pittsburgh
- Michigan
- Southern California
- Miami (Fla.)
- Miami (Ohio)
- Stanford
- Texas A&M
- Navy
- West Virginia
- Army

1956**Team**

- Oklahoma
- Tennessee
- Iowa
- Georgia Tech
- Texas A&M
- Miami (Fla.)
- Michigan
- Syracuse
- Michigan St.
- Oregon St.
- Baylor
- Minnesota
- Pittsburgh
- TCU
- Ohio St.
- Navy
- George Washington
- Southern California
- Clemson
- Colorado

1957**Team**

- Auburn
- Ohio St.
- Michigan St.
- Oklahoma
- Navy
- Iowa
- Mississippi
- Rice
- Texas A&M
- Notre Dame
- Texas
- Arizona St.
- Tennessee
- Mississippi St.
- North Carolina St.
- Duke
- Florida
- Army
- Wisconsin
- VMI

1958**Team**

- LSU
- Iowa
- Army
- Auburn
- Oklahoma
- Air Force
- Wisconsin
- Ohio St.
- Syracuse
- TCU
- Mississippi
- Clemson
- Purdue
- Florida
- South Carolina
- California
- Notre Dame
- SMU
- Oklahoma St.
- Rutgers

1959**Team**

- Syracuse
- Mississippi
- LSU
- Texas
- Georgia
- Wisconsin
- TCU
- Washington
- Arkansas
- Alabama
- Clemson
- Penn St.
- Illinois
- Southern California
- Oklahoma
- Wyoming
- Notre Dame
- Missouri
- Florida
- Pittsburgh

1960**Team**

1. Minnesota
2. Mississippi
3. Iowa
4. Navy
5. Missouri
6. Washington
7. Arkansas
8. Ohio St.
9. Alabama
10. Duke
11. Kansas
12. Baylor
13. Auburn
14. Yale
15. Michigan St.
16. Penn St.
17. New Mexico St.
18. Florida
19. Syracuse
- Purdue

1966**Team**

1. Notre Dame
 2. Michigan St.
 3. Alabama
 4. Georgia
 5. UCLA
 6. Nebraska
 7. Purdue
 8. Georgia Tech
 9. Miami (Fla.)
 10. SMU
- Only 10 ranked

1972**Team**

1. Southern California
2. Oklahoma
3. Texas
4. Nebraska
5. Auburn
6. Michigan
7. Alabama
8. Tennessee
9. Ohio St.
10. Penn St.
11. LSU
12. North Carolina
13. Arizona St.
14. Notre Dame
15. UCLA
16. Colorado
17. North Carolina St.
18. Louisville
19. Washington St.
20. Georgia Tech

1961**Team**

1. Alabama
2. Ohio St.
3. Texas
4. LSU
5. Mississippi
6. Minnesota
7. Colorado
8. Michigan St.
9. Arkansas
10. Utah St.
11. Missouri
12. Purdue
13. Georgia Tech
14. Syracuse
15. Rutgers
16. UCLA
17. Rice
- Penn St.
- Arizona
20. Duke

1967**Team**

1. Southern California
 2. Tennessee
 3. Oklahoma
 4. Indiana
 5. Notre Dame
 6. Wyoming
 7. Oregon St.
 8. Alabama
 9. Purdue
 10. Penn St.
- Only 10 ranked

1973**Team**

1. Notre Dame
2. Ohio St.
3. Oklahoma
4. Alabama
5. Penn St.
6. Michigan
7. Nebraska
8. Southern California
9. Arizona St.
- Houston
11. Texas Tech
12. UCLA
13. LSU
14. Texas
15. Miami (Ohio)
16. North Carolina St.
17. Missouri
18. Kansas
19. Tennessee
20. Maryland
- Tulane

1962**Team**

1. Southern California
 2. Wisconsin
 3. Mississippi
 4. Texas
 5. Alabama
 6. Arkansas
 7. LSU
 8. Oklahoma
 9. Penn St.
 10. Minnesota
- Only 10 ranked

1968**Team**

1. Ohio St.
2. Penn St.
3. Texas
4. Southern California
5. Notre Dame
6. Arkansas
7. Kansas
8. Georgia
9. Missouri
10. Purdue
11. Oklahoma
12. Michigan
13. Tennessee
14. SMU
15. Oregon St.
16. Auburn
17. Alabama
18. Houston
19. LSU
20. Ohio

1974**Team**

1. Oklahoma
2. Southern California
3. Michigan
4. Ohio St.
5. Alabama
6. Notre Dame
7. Penn St.
8. Auburn
9. Nebraska
10. Miami (Ohio)
11. North Carolina St.
12. Michigan St.
13. Maryland
14. Baylor
15. Florida
16. Texas A&M
17. Mississippi St.
- Texas
19. Houston
20. Tennessee

1963**Team**

1. Texas
 2. Navy
 3. Illinois
 4. Pittsburgh
 5. Auburn
 6. Nebraska
 7. Mississippi
 8. Alabama
 9. Oklahoma
 10. Michigan St.
- Only 10 ranked

1969**Team**

1. Texas
2. Penn St.
3. Southern California
4. Ohio St.
5. Notre Dame
6. Missouri
7. Arkansas
8. Mississippi
9. Michigan
10. LSU
11. Nebraska
12. Houston
13. UCLA
14. Florida
15. Tennessee
16. Colorado
17. West Virginia
18. Purdue
19. Stanford
20. Auburn

1975**Team**

1. Oklahoma
2. Arizona St.
3. Alabama
4. Ohio St.
5. UCLA
6. Texas
7. Arkansas
8. Michigan
9. Nebraska
10. Penn St.
11. Texas A&M
12. Miami (Ohio)
13. Maryland
14. California
15. Pittsburgh
16. Colorado
17. Southern California
18. Arizona
19. Georgia
20. West Virginia

1964**Team**

1. Alabama
 2. Arkansas
 3. Notre Dame
 4. Michigan
 5. Texas
 6. Nebraska
 7. LSU
 8. Oregon St.
 9. Ohio St.
 10. Southern California
- Only 10 ranked

1970**Team**

1. Nebraska
2. Notre Dame
3. Texas
4. Tennessee
5. Ohio St.
6. Arizona St.
7. LSU
8. Stanford
9. Michigan
10. Auburn
11. Arkansas
12. Toledo
13. Georgia Tech
14. Dartmouth
15. Southern California
16. Air Force
17. Tulane
18. Penn St.
19. Houston
20. Oklahoma
- Mississippi

1976**Team**

1. Pittsburgh
2. Southern California
3. Michigan
4. Houston
5. Oklahoma
6. Ohio St.
7. Texas A&M
8. Maryland
9. Nebraska
10. Georgia
11. Alabama
12. Notre Dame
13. Texas Tech
14. Oklahoma St.
15. UCLA
16. Colorado
17. Rutgers
18. Kentucky
19. Iowa St.
20. Mississippi St.

1965**Team**

1. Alabama
 2. Michigan St.
 3. Arkansas
 4. UCLA
 5. Nebraska
 6. Missouri
 7. Tennessee
 8. LSU
 9. Notre Dame
 10. Southern California
- Only 10 ranked

1971**Team**

1. Nebraska
2. Oklahoma
3. Colorado
4. Alabama
5. Penn St.
6. Michigan
7. Georgia
8. Arizona St.
9. Tennessee
10. Stanford
11. LSU
12. Auburn
13. Notre Dame
14. Toledo
15. Mississippi
16. Arkansas
17. Houston
18. Texas
19. Washington
20. Southern California

1977**Team**

1. Notre Dame
2. Alabama
3. Arkansas
4. Texas
5. Penn St.
6. Kentucky
7. Oklahoma
8. Pittsburgh
9. Michigan
10. Washington
11. Ohio St.
12. Nebraska
13. Southern California
14. Florida St.
15. Stanford
16. San Diego St.
17. North Carolina
18. Arizona St.
19. Clemson
20. Brigham Young

1978**Team**

- Alabama
- Southern California
- Oklahoma
- Penn St.
- Michigan
- Clemson
- Notre Dame
- Nebraska
- Texas
- Houston
- Arkansas
- Michigan St.
- Purdue
- UCLA
- Missouri
- Georgia
- Stanford
- North Carolina St.
- Texas A&M
- Maryland

1984**Team**

- Brigham Young
- Washington
- Florida
- Nebraska
- Boston College
- Oklahoma
- Oklahoma St.
- SMU
- UCLA
- Southern California
- South Carolina
- Maryland
- Ohio St.
- Auburn
- LSU
- Iowa
- Florida St.
- Miami (Fla.)
- Kentucky
- Virginia

1990**Team**

- Colorado
- Georgia Tech
- Miami (Fla.)
- Florida St.
- Washington
- Notre Dame
- Michigan
- Tennessee
- Clemson
- Houston
- Penn St.
- Texas
- Florida
- Louisville
- Texas A&M
- Michigan St.
- Oklahoma
- Iowa
- Auburn
- Southern California
- Mississippi
- Brigham Young
- Virginia
- Nebraska
- Illinois

1979**Team**

- Alabama
- Southern California
- Oklahoma
- Ohio St.
- Houston
- Florida St.
- Pittsburgh
- Arkansas
- Nebraska
- Purdue
- Washington
- Texas
- Brigham Young
- Baylor
- North Carolina
- Auburn
- Temple
- Michigan
- Indiana
- Penn St.

1985**Team**

- Oklahoma
- Michigan
- Penn St.
- Tennessee
- Florida
- Texas A&M
- UCLA
- Air Force
- Miami (Fla.)
- Iowa
- Nebraska
- Arkansas
- Alabama
- Ohio St.
- Florida St.
- Brigham Young
- Baylor
- Maryland
- Georgia Tech
- LSU

1991**Team**

- Miami (Fla.)
- Washington
- Penn St.
- Florida St.
- Alabama
- Michigan
- Florida
- California
- East Caro.
- Iowa
- Syracuse
- Texas A&M
- Notre Dame
- Tennessee
- Nebraska
- Texas A&M
- Oklahoma
- Georgia
- Clemson
- UCLA
- Colorado
- Tulsa
- Stanford
- Brigham Young
- North Carolina St.
- Air Force

1980**Team**

- Georgia
- Pittsburgh
- Oklahoma
- Michigan
- Florida St.
- Alabama
- Nebraska
- Penn St.
- Notre Dame
- North Carolina
- Southern California
- Brigham Young
- UCLA
- Baylor
- Ohio St.
- Washington
- Purdue
- Miami (Fla.)
- Mississippi St.
- SMU

1986**Team**

- Penn St.
- Miami (Fla.)
- Oklahoma
- Arizona St.
- Nebraska
- Auburn
- Ohio St.
- Michigan
- Alabama
- LSU
- Arizona
- Baylor
- Texas A&M
- UCLA
- Arkansas
- Iowa
- Clemson
- Washington
- Boston College
- Virginia Tech

1992**Team**

- Alabama
- Florida St.
- Miami (Fla.)
- Notre Dame
- Michigan
- Syracuse
- Texas A&M
- Georgia
- Stanford
- Florida
- Washington
- Tennessee
- Colorado
- Nebraska
- Washington St.
- Mississippi
- North Carolina St.
- Ohio St.
- North Carolina
- Hawaii
- Boston College
- Kansas
- Mississippi St.
- Fresno St.
- Wake Forest

1981**Team**

- Clemson
- Texas
- Penn St.
- Pittsburgh
- SMU
- Georgia
- Alabama
- Miami (Fla.)
- North Carolina
- Washington
- Nebraska
- Michigan
- Brigham Young
- Southern California
- Ohio St.
- Arizona St.
- West Virginia
- Iowa
- Missouri
- Oklahoma

1987**Team**

- Miami (Fla.)
- Florida St.
- Oklahoma
- Syracuse
- LSU
- Nebraska
- Auburn
- Michigan St.
- UCLA
- Texas A&M
- Oklahoma St.
- Clemson
- Georgia
- Tennessee
- South Carolina
- Iowa
- Notre Dame
- Southern California
- Michigan
- Arizona St.

1993**Team**

- Florida St.
- Notre Dame
- Nebraska
- Auburn
- Florida
- Wisconsin
- West Virginia
- Penn St.
- Texas A&M
- Arizona
- Ohio St.
- Tennessee
- Boston College
- Alabama
- Miami (Fla.)
- Colorado
- Oklahoma
- UCLA
- North Carolina
- Kansas St.
- Michigan
- Virginia Tech
- Clemson
- Louisville
- California

1982**Team**

- Penn St.
- SMU
- Nebraska
- Georgia
- UCLA
- Arizona St.
- Washington
- Clemson
- Arkansas
- Pittsburgh
- LSU
- Ohio St.
- Florida St.
- Auburn
- Southern California
- Oklahoma
- Texas
- North Carolina
- West Virginia
- Maryland

1988**Team**

- Notre Dame
- Miami (Fla.)
- Florida St.
- Michigan
- West Virginia
- UCLA
- Southern California
- Auburn
- Clemson
- Nebraska
- Oklahoma St.
- Arkansas
- Syracuse
- Oklahoma
- Georgia
- Washington St.
- Alabama
- Houston
- LSU
- Indiana

1994**Team**

- Nebraska
- Penn St.
- Colorado
- Florida St.
- Alabama
- Miami (Fla.)
- Florida
- Texas A&M
- Auburn
- Utah
- Oregon
- Michigan
- Southern California
- Ohio St.
- Virginia
- Colorado St.
- North Carolina St.
- Brigham Young
- Kansas St.
- Arizona
- Washington St.
- Tennessee
- Boston College
- Mississippi St.
- Texas

1983**Team**

- Miami (Fla.)
- Nebraska
- Auburn
- Georgia
- Texas
- Florida
- Brigham Young
- Michigan
- Ohio St.
- Illinois
- Clemson
- SMU
- Air Force
- Iowa
- Alabama
- West Virginia
- UCLA
- Pittsburgh
- Boston College
- East Caro.

†1989**Team**

- Miami (Fla.)
- Notre Dame
- Florida St.
- Colorado
- Tennessee
- Auburn
- Michigan
- Southern California
- Alabama
- Illinois
- Nebraska
- Clemson
- Arkansas
- Houston
- Penn St.
- Michigan St.
- Pittsburgh
- Virginia
- Texas Tech
- Texas A&M
- West Virginia
- Brigham Young
- Washington
- Ohio St.
- Arizona

1995**Team**

- Nebraska
- Florida
- Tennessee
- Florida St.
- Colorado
- Ohio St.
- Ohio St.
- Northwestern
- Kansas
- Virginia Tech
- Notre Dame
- Southern California
- Penn St.
- Texas
- Texas A&M
- Virginia
- Michigan
- Oregon
- Syracuse
- Miami (Fla.)
- Alabama
- Auburn
- Texas Tech
- Toledo
- Iowa

1996**Team (Record)**

1. Florida (12-1)
2. Ohio St. (11-1)
3. Florida St. (11-1)
4. Arizona St. (11-1)
5. Brigham Young (14-1)
6. Nebraska (11-2)
7. Penn St. (11-2)
8. Colorado (10-2)
9. Tennessee (10-2)
10. North Carolina (10-2)
11. Alabama (10-3)
12. LSU (10-2)
13. Virginia Tech (10-2)
14. Miami (Fla.) (9-3)
15. Northwestern (9-3)
16. Washington (9-3)
17. Kansas St. (9-3)
18. Iowa (9-3)
19. Notre Dame (8-3)
20. Michigan (8-4)
21. Syracuse (9-3)
22. Wyoming (10-2)
23. Texas (8-5)
24. Auburn (8-4)
25. Army (10-2)

2001**Team (Record)**

1. Miami (Fla.) (12-0)
2. Oregon (11-1)
3. Florida (10-2)
4. Tennessee (11-2)
5. Texas (11-2)
6. Oklahoma (11-2)
7. LSU (10-3)
8. Nebraska (11-2)
9. Colorado (10-3)
10. Washington St. (10-2)
11. Maryland (10-2)
12. Illinois (10-2)
13. South Carolina (9-3)
14. Syracuse (10-3)
15. Florida St. (8-4)
16. Stanford (9-3)
17. Louisville (11-2)
18. Virginia Tech (8-4)
19. Washington (8-4)
20. Michigan (8-4)
21. Boston College (8-4)
22. Georgia (8-4)
23. Toledo (10-2)
24. Georgia Tech (8-5)
25. Brigham Young (12-2)

1997**Team (Record)**

1. Michigan (12-0)
2. Nebraska (13-0)
3. Florida St. (11-1)
4. Florida (10-2)
5. UCLA (10-2)
6. North Carolina (11-1)
7. Tennessee (11-2)
8. Kansas St. (11-1)
9. Washington St. (10-2)
10. Georgia (10-2)
11. Auburn (10-3)
12. Ohio St. (10-3)
13. LSU (9-3)
14. Arizona St. (9-3)
15. Purdue (9-3)
16. Penn St. (9-3)
17. Colorado St. (11-2)
18. Washington (8-4)
19. Southern Miss. (9-3)
20. Texas A&M (9-4)
21. Syracuse (9-4)
22. Mississippi (8-4)
23. Missouri (7-5)
24. Oklahoma St. (8-4)
25. Georgia Tech (7-5)

2002**Team (Record)**

1. Ohio St. (14-0)
2. Miami (Fla.) (12-1)
3. Georgia (13-1)
4. Southern California (11-2)
5. Oklahoma (12-2)
6. Texas (11-2)
7. Kansas St. (11-2)
8. Iowa (11-2)
9. Michigan (10-3)
10. Washington St. (10-3)
11. Alabama (10-3)
12. North Carolina St. (11-3)
13. Maryland (11-3)
14. Auburn (9-4)
15. Boise St. (12-1)
16. Penn St. (9-4)
17. Notre Dame (10-3)
18. Virginia Tech (10-4)
19. Pittsburgh (9-4)
20. Colorado (9-5)
21. Florida St. (9-5)
22. Virginia (9-5)
23. TCU (10-2)
24. Marshall (11-2)
25. West Virginia (9-4)

1998**Team (Record)**

1. Tennessee (13-0)
2. Ohio St. (11-1)
3. Florida St. (11-2)
4. Arizona (12-1)
5. Florida (10-2)
6. Wisconsin (11-1)
7. Tulane (12-0)
8. UCLA (10-2)
9. Georgia Tech (10-2)
10. Kansas St. (11-2)
11. Texas A&M (11-3)
12. Michigan (10-3)
13. Air Force (12-1)
14. Georgia (9-3)
15. Texas (9-3)
16. Arkansas (9-3)
17. Penn St. (9-3)
18. Virginia (9-3)
19. Nebraska (9-4)
20. Miami (Fla.) (9-3)
21. Missouri (8-4)
22. Notre Dame (9-3)
23. Virginia Tech (9-3)
24. Purdue (9-4)
25. Syracuse (8-4)

2003**Team (Record)**

1. Southern California (12-1)
2. LSU (13-1)
3. Oklahoma (12-2)
4. Ohio St. (11-2)
5. Miami (Fla.) (11-2)
6. Michigan (10-3)
7. Georgia (10-3)
8. Iowa (10-3)
9. Washington St. (10-3)
10. Miami (Ohio) (13-1)
11. Florida St. (10-3)
12. Texas (10-3)
13. Mississippi (10-3)
14. Kansas St. (11-4)
15. Tennessee (10-3)
16. Boise St. (13-1)
17. Maryland (10-3)
18. Purdue (9-4)
19. Nebraska (10-3)
20. Minnesota (10-3)
21. Utah (10-2)
22. Clemson (9-4)
23. Bowling Green (11-3)
24. Florida (8-5)
25. TCU (11-2)

1999**Team (Record)**

1. Florida St. (12-0)
2. Virginia Tech (11-1)
3. Nebraska (12-1)
4. Wisconsin (10-2)
5. Michigan (10-2)
6. Kansas St. (11-1)
7. Michigan St. (10-2)
8. Alabama (10-3)
9. Tennessee (9-3)
10. Marshall (13-0)
11. Penn St. (10-3)
12. Florida (9-4)
13. Mississippi St. (10-2)
14. Southern Miss. (9-3)
15. Miami (Fla.) (9-4)
16. Georgia (8-4)
17. Arkansas (8-4)
18. Minnesota (8-4)
19. Oregon (9-3)
20. Georgia Tech (8-4)
21. Texas (9-5)
22. Mississippi (8-4)
23. Texas A&M (8-4)
24. Illinois (8-4)
25. Purdue (7-5)

2004**Team (Record)**

1. Southern California (13-0)
2. Auburn (13-0)
3. Oklahoma (12-1)
4. Utah (12-0)
5. Texas (11-1)
6. Louisville (11-1)
7. Georgia (10-2)
8. Iowa (10-2)
9. California (10-2)
10. Virginia Tech (10-3)
11. Miami (Fla.) (9-3)
12. Boise St. (11-1)
13. Tennessee (10-3)
14. Michigan (9-3)
15. Florida St. (9-3)
16. LSU (9-3)
17. Wisconsin (9-3)
18. Texas Tech (8-4)
19. Arizona St. (9-3)
20. Ohio St. (8-4)
21. Boston College (9-3)
22. Fresno St. (9-3)
23. Virginia (8-4)
24. Navy (10-2)
25. Pittsburgh (8-4)

2000**Team (Record)**

1. Oklahoma (13-0)
2. Miami (Fla.) (11-1)
3. Washington (11-1)
4. Oregon St. (11-1)
5. Florida St. (11-2)
6. Virginia Tech (11-1)
7. Oregon (10-2)
8. Nebraska (10-2)
9. Kansas St. (11-3)
10. Florida (10-3)
11. Penn St. (10-3)
12. Texas (9-3)
13. Purdue (8-4)
14. Colorado St. (10-2)
15. Notre Dame (9-3)
16. Clemson (9-3)
17. Georgia Tech (9-3)
18. Auburn (9-4)
19. South Carolina (8-4)
20. Georgia (8-4)
21. TCU (10-2)
22. LSU (8-4)
23. Wisconsin (9-4)
24. Mississippi St. (8-4)
25. Iowa St. (9-3)

2005**Team (Record)**

1. Texas (13-0)
2. Southern California (12-1)
3. Penn St. (11-1)
4. Ohio St. (10-2)
5. West Virginia (11-1)
6. LSU (11-2)
7. Virginia Tech (11-2)
8. Alabama (10-2)
9. Notre Dame (9-3)
10. Georgia (10-3)
11. TCU (11-1)
12. Florida (9-3)
13. Tennessee (10-2)
14. Auburn (9-3)
15. Wisconsin (10-3)
16. UCLA (10-2)
17. Miami (Fla.) (9-3)
18. Boston College (9-3)
19. Louisville (9-3)
20. Texas Tech (9-3)
21. Clemson (8-4)
22. Oklahoma (8-5)
23. Florida St. (8-5)
24. Nebraska (8-4)
25. California (8-4)

*On January 6, 1948, in a special postseason poll after the Rose Bowl, the Associated Press voted Michigan No. 1 and Notre Dame No. 2. However, the postseason poll did not supersede the final regular-season poll of December 6, 1947. †Beginning in 1989 season, AP selected top 25 teams instead of 20.

United Press International Final Polls

United Press (UP), 1950-57; United Press International (UPI) from 1958-95 after merger with International News Service (INS). Served as the coaches' poll until 1991, when it was taken over by USA Today/Cable News Network (CNN)/ESPN poll.

1950

- Team**
- Oklahoma
 - Texas
 - Tennessee
 - California
 - Army
 - Michigan
 - Kentucky
 - Princeton
 - Michigan St.
 - Ohio St.
 - Illinois
 - Clemson
 - Miami (Fla.)
 - Wyoming
 - Washington Baylor
 - Alabama
 - Wash. & Lee
 - Navy
 - Nebraska Wisconsin Cornell

1951

- Team**
- Tennessee
 - Michigan St.
 - Illinois
 - Maryland
 - Georgia Tech
 - Princeton
 - Stanford
 - Wisconsin
 - Baylor
 - TCU
 - Oklahoma
 - California
 - Notre Dame
 - San Francisco Purdue Washington St.
 - Holy Cross UCLA
 - Kentucky
 - Kansas

1952

- Team**
- Michigan St.
 - Georgia Tech
 - Notre Dame
 - Oklahoma Southern California
 - UCLA
 - Mississippi
 - Tennessee
 - Alabama
 - Wisconsin
 - Texas
 - Purdue
 - Maryland
 - Princeton
 - Ohio St. Pittsburg
 - Navy
 - Duke
 - Houston Kentucky

1953

- Team**
- Maryland
 - Notre Dame
 - Michigan St.
 - UCLA
 - Oklahoma
 - Rice
 - Illinois
 - Texas
 - Georgia Tech
 - Iowa
 - Alabama
 - Texas Tech
 - West Virginia
 - Wisconsin
 - Kentucky
 - Army
 - Stanford
 - Duke
 - Michigan
 - Ohio St.

1954

- Team**
- UCLA
 - Ohio St.
 - Oklahoma
 - Notre Dame
 - Navy
 - Mississippi
 - Army
 - Arkansas
 - Miami (Fla.)
 - Wisconsin
 - Southern California Maryland Georgia Tech
 - Duke
 - Michigan
 - Penn St.
 - SMU
 - Denver
 - Rice
 - Minnesota

1955

- Team**
- Oklahoma
 - Michigan St.
 - Maryland
 - UCLA
 - Ohio St.
 - TCU
 - Georgia Tech
 - Auburn
 - Mississippi
 - Notre Dame
 - Pittsburgh
 - Southern California
 - Michigan
 - Texas A&M
 - Army
 - Duke
 - West Virginia
 - Miami (Fla.)
 - Iowa
 - Navy Stanford Miami (Ohio)

1956

- Team**
- Oklahoma
 - Tennessee
 - Iowa
 - Georgia Tech
 - Texas A&M
 - Miami (Fla.)
 - Michigan
 - Syracuse
 - Minnesota
 - Michigan St.
 - Baylor
 - Pittsburgh
 - Oregon St.
 - TCU
 - Southern California
 - Wyoming
 - Yale
 - Colorado
 - Navy
 - Duke

1957

- Team**
- Ohio St.
 - Auburn
 - Michigan St.
 - Oklahoma
 - Iowa
 - Navy
 - Rice
 - Mississippi
 - Notre Dame
 - Texas A&M
 - Texas
 - Arizona St.
 - Army
 - Duke Wisconsin
 - Tennessee
 - Oregon
 - Clemson
 - UCLA
 - North Carolina St.

1958

- Team**
- LSU
 - Iowa
 - Army
 - Auburn
 - Oklahoma
 - Wisconsin
 - Ohio St.
 - Air Force
 - TCU
 - Syracuse
 - Purdue
 - Mississippi
 - Clemson
 - Notre Dame
 - Florida
 - California
 - Northwestern
 - SMU
 - (Only 18 teams received votes)

1959

- Team**
- Syracuse
 - Mississippi
 - LSU
 - Texas
 - Georgia
 - Wisconsin
 - Washington
 - TCU
 - Arkansas
 - Penn St.
 - Clemson
 - Illinois
 - Alabama Southern California
 - Auburn
 - Michigan St.
 - Oklahoma
 - Notre Dame
 - Pittsburgh Missouri Florida

1960

- Team**
- Minnesota
 - Iowa
 - Mississippi
 - Missouri
 - Wisconsin
 - Navy
 - Arkansas
 - Ohio St.
 - Kansas
 - Alabama
 - Duke Baylor Michigan St.
 - Auburn
 - Purdue
 - Florida
 - Texas
 - Yale
 - New Mexico St. Tennessee

1961

- Team**
- Alabama
 - Ohio St.
 - LSU
 - Texas
 - Mississippi
 - Minnesota
 - Colorado
 - Arkansas
 - Michigan St.
 - Utah St.
 - Purdue Missouri
 - Georgia Tech
 - Duke
 - Kansas
 - Syracuse
 - Wyoming
 - Wisconsin
 - Miami (Fla.) Penn St.

1962

- Team**
- Southern California
 - Wisconsin
 - Mississippi
 - Texas
 - Alabama
 - Arkansas
 - Oklahoma
 - LSU
 - Penn St.
 - Minnesota
 - Georgia Tech
 - Missouri
 - Ohio St.
 - Duke Washington
 - Northwestern Oregon St.
 - Arizona St.
 - Illinois
 - Miami (Fla.)

1963

- Team**
- Texas
 - Navy
 - Pittsburgh
 - Illinois
 - Nebraska
 - Auburn
 - Mississippi
 - Oklahoma
 - Alabama
 - Michigan St.
 - Mississippi St.
 - Syracuse
 - Arizona St.
 - Memphis
 - Washington
 - Penn St. Southern California Missouri
 - North Carolina
 - Baylor

1964

- Team**
- Alabama
 - Arkansas
 - Notre Dame
 - Michigan
 - Texas
 - Nebraska
 - LSU
 - Oregon St.
 - Ohio St.
 - Southern California
 - Florida St.
 - Syracuse
 - Princeton
 - Penn St. Utah
 - Illinois New Mexico
 - Tulsa Missouri
 - Mississippi
 - Michigan St.

1965

- Team**
- Michigan St.
 - Arkansas
 - Nebraska
 - Alabama
 - UCLA
 - Missouri
 - Tennessee
 - Notre Dame
 - Southern California
 - Texas Tech
 - Ohio St.
 - Florida
 - Purdue
 - LSU
 - Georgia
 - Tulsa
 - Mississippi
 - Kentucky
 - Syracuse
 - Colorado

1966

- Team**
- Notre Dame
 - Michigan St.
 - Alabama
 - Georgia
 - UCLA
 - Purdue
 - Nebraska
 - Georgia Tech
 - SMU
 - Miami (Fla.)
 - Florida
 - Mississippi
 - Arkansas
 - Tennessee
 - Wyoming
 - Syracuse
 - Houston
 - Southern California
 - Oregon St.
 - Virginia Tech

1967

- Team**
- Southern California
 - Tennessee
 - Oklahoma
 - Notre Dame
 - Wyoming
 - Indiana
 - Alabama
 - Oregon St.
 - Purdue
 - UCLA
 - Penn St.
 - Syracuse
 - Colorado
 - Minnesota
 - Florida St.
 - Miami (Fla.)
 - North Carolina St.
 - Georgia
 - Houston
 - Arizona St.

1968**Team**

1. Ohio St.
2. Southern California
3. Penn St.
4. Georgia
5. Texas
6. Kansas
7. Tennessee
8. Notre Dame
9. Arkansas
10. Oklahoma
11. Purdue
12. Alabama
13. Oregon St.
14. Florida St.
15. Michigan
16. SMU
17. Missouri
18. Ohio
19. Minnesota
20. Houston
- Stanford

1974*Team**

1. Southern California
2. Alabama
3. Ohio St.
4. Notre Dame
5. Michigan
6. Auburn
7. Penn St.
8. Nebraska
9. North Carolina St.
10. Miami (Ohio)
11. Houston
12. Florida
13. Maryland
14. Baylor
15. Texas A&M
16. Tennessee
17. Mississippi St.
18. Michigan St.
19. Tulsa

1980**Team**

1. Georgia
2. Pittsburgh
3. Oklahoma
4. Michigan
5. Florida St.
6. Alabama
7. Nebraska
8. Penn St.
9. North Carolina
10. Notre Dame
11. Brigham Young
12. Southern California
13. Baylor
14. UCLA
15. Ohio St.
16. Purdue
17. Washington
18. Miami (Fla.)
19. Florida
20. SMU

1969**Team**

1. Texas
2. Penn St.
3. Arkansas
4. Southern California
5. Ohio St.
6. Missouri
7. LSU
8. Michigan
9. Notre Dame
10. UCLA
11. Tennessee
12. Nebraska
13. Mississippi
14. Stanford
15. Auburn
16. Houston
17. Florida
18. Purdue
19. San Diego St.
- West Virginia

1975**Team**

1. Oklahoma
2. Arizona St.
3. Alabama
4. Ohio St.
5. UCLA
6. Arkansas
7. Texas
8. Michigan
9. Nebraska
10. Penn St.
11. Maryland
12. Texas A&M
13. Arizona
14. Pittsburgh
15. California
16. Miami (Ohio)
17. Notre Dame
18. West Virginia
19. Georgia
20. Southern California

1981**Team**

1. Clemson
2. Pittsburgh
3. Penn St.
4. Texas
5. Georgia
6. Alabama
7. Washington
8. North Carolina
9. Nebraska
10. Michigan
11. Brigham Young
12. Ohio St.
13. Southern California
14. Oklahoma
15. Iowa
16. Arkansas
17. Mississippi St.
18. West Virginia
19. Southern Miss.
20. Missouri

1970**Team**

1. Texas
2. Ohio St.
3. Nebraska
4. Tennessee
5. Notre Dame
6. LSU
7. Michigan
8. Arizona St.
9. Auburn
10. Stanford
11. Air Force
12. Arkansas
13. Houston
14. Dartmouth
15. Oklahoma
16. Colorado
17. Georgia Tech
18. Toledo
19. Penn St.
20. Southern California

1976**Team**

1. Pittsburgh
2. Southern California
3. Michigan
4. Houston
5. Ohio St.
6. Oklahoma
7. Nebraska
8. Texas A&M
9. Alabama
10. Georgia
11. Maryland
12. Notre Dame
13. Texas Tech
14. Oklahoma St.
15. UCLA
16. Colorado
17. Rutgers
18. Iowa St.
19. Baylor
20. Kentucky

1982**Team**

1. Penn St.
2. SMU
3. Nebraska
4. Georgia
5. UCLA
6. Arizona St.
7. Washington
8. Arkansas
9. Pittsburgh
10. Florida St.
11. LSU
12. Ohio St.
13. North Carolina
14. Auburn
15. Michigan
16. Oklahoma
17. Alabama
18. Texas
19. West Virginia
20. Maryland

1971**Team**

1. Nebraska
2. Alabama
3. Oklahoma
4. Michigan
5. Auburn
6. Arizona St.
7. Colorado
8. Georgia
9. Tennessee
10. LSU
11. Penn St.
12. Texas
13. Toledo
14. Houston
15. Notre Dame
16. Stanford
17. Iowa St.
18. North Carolina
19. Florida St.
20. Arkansas
- Mississippi

1977**Team**

1. Notre Dame
2. Alabama
3. Arkansas
4. Penn St.
5. Texas
6. Oklahoma
7. Pittsburgh
8. Michigan
9. Washington
10. Nebraska
11. Florida St.
12. Ohio St.
13. Southern California
14. North Carolina
15. Stanford
16. North Texas
17. Brigham Young
18. Arizona St.
19. San Diego St.
20. North Carolina St.

1983**Team**

1. Miami (Fla.)
2. Nebraska
3. Auburn
4. Georgia
5. Texas
6. Florida
7. Brigham Young
8. Ohio St.
9. Michigan
10. Illinois
11. SMU
12. Alabama
13. UCLA
14. Iowa
15. Air Force
16. West Virginia
17. Penn St.
18. Oklahoma St.
19. Pittsburgh
20. Boston College

1972**Team**

1. Southern California
2. Oklahoma
3. Ohio St.
4. Alabama
5. Texas
6. Michigan
7. Auburn
8. Penn St.
9. Nebraska
10. LSU
11. Tennessee
12. Notre Dame
13. Arizona St.
14. Colorado
15. North Carolina
16. Louisville
17. UCLA
18. Washington St.
19. Utah St.
20. San Diego St.

1978**Team**

1. Southern California
2. Alabama
3. Oklahoma
4. Penn St.
5. Michigan
6. Notre Dame
7. Clemson
8. Nebraska
9. Texas
10. Arkansas
11. Houston
12. UCLA
13. Purdue
14. Missouri
15. Georgia
16. Stanford
17. Navy
18. Texas A&M
19. Arizona St.
20. North Carolina St.

1984**Team**

1. Brigham Young
2. Washington
3. Nebraska
4. Boston College
5. Oklahoma St.
6. Oklahoma
7. Florida
8. SMU
9. Southern California
10. UCLA
11. Maryland
12. Ohio St.
13. South Carolina
14. Auburn
15. Iowa
16. LSU
17. Virginia
18. West Virginia
19. Kentucky
20. Florida St.

1973**Team**

1. Alabama
2. Oklahoma
3. Ohio St.
4. Notre Dame
5. Penn St.
6. Michigan
7. Southern California
8. Texas
9. UCLA
10. Arizona St.
11. Nebraska
12. Texas Tech
13. Houston
14. LSU
15. Kansas
16. Tulane
17. Miami (Ohio)
18. Maryland
19. San Diego St.
20. Florida

1979**Team**

1. Alabama
2. Southern California
3. Oklahoma
4. Ohio St.
5. Houston
6. Pittsburgh
7. Nebraska
8. Florida St.
9. Arkansas
10. Purdue
11. Washington
12. Brigham Young
13. Texas
14. North Carolina
15. Baylor
16. Indiana
17. Temple
18. Penn St.
19. Michigan
20. Missouri

1985**Team**

1. Oklahoma
2. Michigan
3. Penn St.
4. Tennessee
5. Air Force
6. UCLA
7. Texas A&M
8. Miami (Fla.)
9. Iowa
10. Nebraska
11. Ohio St.
12. Arkansas
13. Florida St.
14. Alabama
15. Baylor
16. Fresno St.
17. Brigham Young
18. Georgia Tech
19. Maryland
20. LSU

1986**Team**

1. Penn St.
2. Miami (Fla.)
3. Oklahoma
4. Nebraska
5. Arizona St.
6. Ohio St.
7. Michigan
8. Auburn
9. Alabama
10. Arizona
11. LSU
12. Texas A&M
13. Baylor
14. UCLA
15. Iowa
16. Arkansas
17. Washington
18. Boston College
19. Clemson
20. Florida St.

1992**Team**

1. Alabama
2. Florida St.
3. Miami (Fla.)
4. Notre Dame
5. Michigan
6. Syracuse
7. Texas A&M
8. Georgia
9. Stanford
10. Florida
11. Washington
12. Tennessee
13. Colorado
14. Nebraska
15. Washington St.
16. Mississippi
17. North Carolina St.
18. North Carolina
19. Ohio St.
20. Hawaii
21. Boston College
22. Kansas
23. Fresno St.
24. Penn St.
25. Mississippi St.

1987**Team**

1. Miami (Fla.)
2. Florida St.
3. Oklahoma
4. Syracuse
5. LSU
6. Nebraska
7. Auburn
8. Michigan St.
9. Texas A&M
10. Clemson
11. UCLA
12. Oklahoma St.
13. Tennessee
14. Georgia
15. South Carolina
16. Iowa
17. Southern California
18. Michigan
19. Texas
20. Indiana

1993**Team**

1. Florida St.
2. Notre Dame
3. Nebraska
4. Florida
5. Wisconsin
6. Texas A&M
7. Penn St.
8. West Virginia
9. Ohio St.
10. Arizona
11. Boston College
12. Tennessee
13. Alabama
14. Miami (Fla.)
15. Oklahoma
16. Colorado
17. UCLA
18. Kansas St.
19. Michigan
20. North Carolina
21. Virginia Tech
22. Louisville
23. Clemson
24. California
25. Southern California

1988**Team**

1. Notre Dame
2. Miami (Fla.)
3. Florida St.
4. Michigan
5. West Virginia
6. UCLA
7. Auburn
8. Clemson
9. Southern California
10. Nebraska
11. Oklahoma St.
12. Syracuse
13. Arkansas
14. Oklahoma
15. Georgia
16. Washington St.
17. North Carolina St. Alabama
19. Indiana
20. Wyoming

1994**Team**

1. Nebraska
2. Penn St.
3. Colorado
4. Florida St.
5. Alabama
6. Miami (Fla.)
7. Florida
8. Utah
9. Michigan
10. Ohio St.
11. Oregon
12. Brigham Young
13. Southern California
14. Colorado St.
15. Virginia
16. Kansas St.
17. North Carolina St.
18. Tennessee
19. Washington St.
20. Arizona
21. North Carolina
22. Boston College
23. Texas
24. Virginia Tech
25. Mississippi St.

1989**Team**

1. Miami (Fla.)
2. Florida St.
3. Notre Dame
4. Colorado
5. Tennessee
6. Auburn
7. Alabama
8. Michigan
9. Southern California
10. Illinois
11. Clemson
12. Nebraska
13. Arkansas
14. Penn St.
15. Virginia
16. Texas Tech Michigan St.
18. Brigham Young
19. Pittsburgh
20. Washington

1995**Team**

1. Nebraska
2. Florida
3. Tennessee
4. Colorado
5. Florida St.
6. Ohio St.
7. Kansas St.
8. Northwestern
9. Virginia Tech
10. Kansas
11. Southern California
12. Penn St.
13. Notre Dame
14. Texas A&M
15. Texas
16. Virginia
17. Syracuse
18. Oregon
19. Michigan
20. Texas Tech
21. Auburn
22. Toledo
23. Iowa
24. East Caro.
25. LSU

1990**Team**

1. Georgia Tech
2. Colorado
3. Miami (Fla.)
4. Florida St.
5. Washington
6. Notre Dame
7. Tennessee
8. Michigan
9. Clemson
10. Penn St.
11. Texas
12. Louisville
13. Texas A&M
14. Michigan St.
15. Virginia
16. Iowa
17. Brigham Young Nebraska
19. Auburn
20. San Jose St.
21. Syracuse
22. Southern California
23. Mississippi
24. Illinois
25. Virginia Tech

¢ 1991**Team**

1. Washington
2. Miami (Fla.)
3. Penn St.
4. Florida St.
5. Alabama
6. Michigan
7. Florida
8. California
9. East Caro.
10. Iowa
11. Syracuse
12. Notre Dame
13. Texas A&M
14. Tennessee
15. Nebraska
16. Oklahoma
17. Clemson
18. Colorado
19. UCLA
20. Georgia
21. Tulsa
22. Stanford
23. North Carolina St.
24. Brigham Young
25. Ohio St.

*Beginning in 1974, by agreement with the American Football Coaches Association, teams on probation by the NCAA were ineligible for ranking and national championship consideration by the UPI Board of Coaches. #Beginning in 1990 season, UPI selected top 25 teams instead of 20. ¢In 1991-92, the No. 1 team in the final UPI/NFF poll received the MacArthur Bowl, awarded by the NFF since 1959 to recognize its national champion. Beginning in 1993, the No. 1 team in the USA Today/Hall of Fame poll was awarded the MacArthur Bowl. The National Football Foundation and Hall of Fame MacArthur Bowl national champions before 1991 are listed in national polls section.

USA Today/ESPN (Coaches) Weekly Poll Leaders

A team's record includes its last game before the weekly poll. A new weekly leader's rank the previous week is indicated in parentheses after its record. Final poll leaders (annual champions) are in bold face.

1992

| | | |
|------------|----------------|---------------------|
| 9-8 | Miami (Fla.) | (1-0-0) |
| 9-15 | Miami (Fla.) | (1-0-0) |
| 9-22 | Miami (Fla.) | (2-0-0) |
| 9-29 | Washington | (3-0-0) (2) |
| 10-6 | Washington | (4-0-0) |
| 10-13 | Miami (Fla.) | (5-0-0) (2) |
| 10-20 | Miami (Fla.) | (6-0-0) |
| 10-27 | Miami (Fla.) | (7-0-0) |
| 11-3 | Miami (Fla.) | (8-0-0) |
| 11-10 | Miami (Fla.) | (8-0-0) |
| 11-17 | Miami (Fla.) | (9-0-0) |
| 11-24 | Miami (Fla.) | (10-0-0) |
| 12-1 | Miami (Fla.) | (11-0-0) |
| 12-8 | Miami (Fla.) | (11-0-0) |
| 1-2 | Alabama | (13-0-0) (2) |

1993

| | | |
|------------|--------------------|---------------------|
| 8-31 | Florida St. | (1-0-0) |
| 9-7 | Florida St. | (2-0-0) |
| 9-14 | Florida St. | (3-0-0) |
| 9-21 | Florida St. | (4-0-0) |
| 9-28 | Florida St. | (4-0-0) |
| 10-5 | Florida St. | (5-0-0) |
| 10-12 | Florida St. | (6-0-0) |
| 10-19 | Florida St. | (7-0-0) |
| 10-26 | Florida St. | (7-0-0) |
| 11-2 | Florida St. | (8-0-0) |
| 11-9 | Florida St. | (9-0-0) |
| 11-16 | Notre Dame | (10-0-0) (2) |
| 11-23 | Nebraska | (10-0-0) (2) |
| 11-30 | Nebraska | (11-0-0) |
| 12-7 | Nebraska | (11-0-0) |
| 1-3 | Florida St. | (12-1-0) (3) |

1994

| | | |
|------------|-----------------|-----------------|
| 9-6 | Nebraska | (1-0-0) |
| 9-13 | Nebraska | (2-0-0) |
| 9-20 | Nebraska | (3-0-0) |
| 9-27 | Nebraska | (4-0-0) |
| 10-4 | Florida | (4-0-0) (2) |
| 10-11 | Florida | (5-0-0) |
| 10-18 | Penn St. | (6-0-0) (3) |
| 10-25 | Penn St. | (6-0-0) |
| 11-1 | Penn St. | (7-0-0) |
| 11-8 | Nebraska | (10-0-0) (2) |
| 11-15 | Nebraska | (11-0-0) |
| 11-22 | Nebraska | (11-0-0) |
| 11-29 | Nebraska | (12-0-0) |
| 12-6 | Nebraska | (12-0-0) |
| 1-3 | Nebraska | (13-0-0) |

1995

| | | |
|------------|-----------------|-----------------|
| 9-5 | Florida St. | (1-0-0) |
| 9-12 | Florida St. | (2-0-0) |
| 9-19 | Florida St. | (3-0-0) |
| 9-26 | Florida St. | (4-0-0) |
| 10-3 | Florida St. | (4-0-0) |
| 10-10 | Florida St. | (5-0-0) |
| 10-17 | Florida St. | (6-0-0) |
| 10-24 | Florida St. | (7-0-0) |
| 10-31 | Nebraska | (8-0-0) (2) |
| 11-7 | Nebraska | (9-0-0) |
| 11-14 | Nebraska | (10-0-0) |
| 11-21 | Nebraska | (10-0-0) |
| 11-28 | Nebraska | (11-0-0) |
| 12-5 | Nebraska | (11-0-0) |
| 1-3 | Nebraska | (12-0-0) |

1996

| | | |
|-------|----------|-------------|
| 9-2 | Nebraska | (0-0-0) |
| 9-9 | Nebraska | (1-0-0) |
| 9-16 | Nebraska | (1-0-0) |
| 9-23 | Florida | (3-0-0) (4) |
| 9-30 | Florida | (4-0-0) |
| 10-7 | Florida | (5-0-0) |
| 10-14 | Florida | (6-0-0) |
| 10-21 | Florida | (7-0-0) |
| 10-28 | Florida | (7-0-0) |
| 11-4 | Florida | (8-0-0) |

| | | |
|------------|----------------|-----------------|
| 11-11 | Florida | (9-0-0) |
| 11-18 | Florida | (10-0-0) |
| 11-25 | Florida | (10-0-0) |
| 12-2 | Florida St. | (11-0-0) (2) |
| 12-9 | Florida St. | (11-0-0) |
| 1-3 | Florida | (12-1-0) |

1997

| | | |
|------------|-----------------|---------------------|
| 9-2 | Florida | (1-0-0) |
| 9-8 | Florida | (2-0-0) |
| 9-15 | Florida | (2-0-0) |
| 9-22 | Florida | (3-0-0) |
| 9-29 | Florida | (4-0-0) |
| 10-6 | Florida | (5-0-0) |
| 10-13 | Penn St. | (5-0-0) (2) |
| 10-20 | Nebraska | (6-0-0) (2) |
| 10-27 | Nebraska | (7-0-0) |
| 11-3 | Nebraska | (8-0-0) |
| 11-10 | Florida St. | (9-0-0) (2) |
| 11-17 | Florida St. | (10-0-0) |
| 11-24 | Michigan | (11-0-0) (2) |
| 12-1 | Michigan | (11-0-0) |
| 12-8 | Michigan | (11-0-0) |
| 1-3 | Nebraska | (13-0-0) (2) |

1998

| | | |
|------------|------------------------------------|-----------------|
| 9-7 | Ohio St. | (1-0-0) |
| 9-14 | Ohio St. | (2-0-0) |
| 9-21 | Ohio St. | (3-0-0) |
| 9-28 | Ohio St. | (3-0-0) |
| 10-5 | Ohio St. | (4-0-0) |
| 10-12 | Ohio St. | (5-0-0) |
| 10-19 | Ohio St. | (6-0-0) |
| 10-26 | Ohio St. | (7-0-0) |
| 11-2 | Ohio St. | (8-0-0) |
| 11-9 | Tennessee (8-0-0) (3) & Kansas St. | (9-0-0) (2) |
| 11-16 | Kansas St. | (10-0-0) |
| 11-23 | Kansas St. | (11-0-0) |
| 11-30 | Kansas St. | (11-0-0) |
| 12-7 | Tennessee | (12-0-0) (2) |
| 1-5 | Tennessee | (13-0-0) |

1999

| | | |
|------------|--------------------|-----------------|
| 8-30 | Florida St. | (1-0-0) |
| 9-6 | Florida St. | (1-0-0) |
| 9-13 | Florida St. | (2-0-0) |
| 9-20 | Florida St. | (3-0-0) |
| 9-27 | Florida St. | (4-0-0) |
| 10-4 | Florida St. | (5-0-0) |
| 10-11 | Florida St. | (6-0-0) |
| 10-18 | Florida St. | (7-0-0) |
| 10-25 | Florida St. | (8-0-0) |
| 11-1 | Florida St. | (9-0-0) |
| 11-8 | Florida St. | (9-0-0) |
| 11-15 | Florida St. | (10-0-0) |
| 11-22 | Florida St. | (11-0-0) |
| 11-29 | Florida St. | (11-0-0) |
| 12-6 | Florida St. | (11-0-0) |
| 1-5 | Florida St. | (12-0-0) |

2000

| | | |
|------------|-----------------|-----------------|
| 8-28 | Nebraska | (0-0-0) |
| 9-4 | Nebraska | (1-0-0) |
| 9-11 | Nebraska | (2-0-0) |
| 9-18 | Nebraska | (2-0-0) |
| 9-25 | Nebraska | (3-0-0) |
| 10-2 | Nebraska | (4-0-0) |
| 10-9 | Nebraska | (5-0-0) |
| 10-16 | Nebraska | (6-0-0) |
| 10-23 | Nebraska | (7-0-0) |
| 10-30 | Oklahoma | (7-0-0) (3) |
| 11-6 | Oklahoma | (8-0-0) |
| 11-13 | Oklahoma | (9-0-0) |
| 11-20 | Oklahoma | (10-0-0) |
| 11-27 | Oklahoma | (11-0-0) |
| 12-4 | Oklahoma | (12-0-0) |
| 1-5 | Oklahoma | (13-0-0) |

2001

| | | |
|------|--------------|-------------|
| 8-27 | Florida | (0-0-0) |
| 9-2 | Florida | (1-0-0) |
| 9-9 | Miami (Fla.) | (2-0-0) (2) |
| 9-23 | Miami (Fla.) | (2-0-0) |
| 9-30 | Miami (Fla.) | (3-0-0) |
| 10-7 | Miami (Fla.) | (4-0-0) |

| | | |
|------------|---------------------|-----------------|
| 10-14 | Miami (Fla.) | (5-0-0) |
| 10-21 | Miami (Fla.) | (6-0-0) |
| 10-28 | Miami (Fla.) | (7-0-0) |
| 11-4 | Miami (Fla.) | (7-0-0) |
| 11-11 | Nebraska | (8-0-0) (2) |
| 11-18 | Miami (Fla.) | (9-0-0) |
| 11-24 | Miami (Fla.) | (10-0-0) |
| 12-2 | Miami (Fla.) | (11-0-0) |
| 12-8 | Miami (Fla.) | (11-0-0) |
| 1-4 | Miami (Fla.) | (12-0-0) |

2002

| | | |
|------------|-----------------|---------------------|
| 8-26 | Miami (Fla.) | (0-0-0) |
| 9-2 | Miami (Fla.) | (1-0-0) |
| 9-9 | Miami (Fla.) | (2-0-0) |
| 9-16 | Miami (Fla.) | (3-0-0) |
| 9-23 | Miami (Fla.) | (4-0-0) |
| 9-30 | Miami (Fla.) | (4-0-0) |
| 10-7 | Miami (Fla.) | (5-0-0) |
| 10-14 | Miami (Fla.) | (6-0-0) |
| 10-21 | Miami (Fla.) | (6-0-0) |
| 10-28 | Miami (Fla.) | (7-0-0) |
| 11-4 | Oklahoma | (8-0-0) (2) |
| 11-11 | Miami (Fla.) | (9-0-0) (2) |
| 11-18 | Miami (Fla.) | (9-0-0) |
| 11-25 | Miami (Fla.) | (10-0-0) |
| 12-2 | Miami (Fla.) | (11-0-0) |
| 12-9 | Miami (Fla.) | (12-0-0) |
| 1-4 | Ohio St. | (14-0-0) (2) |

2003

| | | |
|------------|---------------------|---------------------|
| 8-25 | Oklahoma | (0-0-0) |
| 9-1 | Oklahoma | (1-0-0) |
| 9-8 | Oklahoma | (2-0-0) |
| 9-15 | Oklahoma | (3-0-0) |
| 9-22 | Oklahoma | (4-0-0) |
| 9-29 | Oklahoma | (4-0-0) |
| 10-6 | Oklahoma | (5-0-0) |
| 10-13 | Oklahoma | (6-0-0) |
| 10-20 | Oklahoma | (7-0-0) |
| 10-27 | Oklahoma | (8-0-0) |
| 11-3 | Oklahoma | (9-0-0) |
| 11-10 | Oklahoma | (10-0-0) |
| 11-17 | Oklahoma | (11-0-0) |
| 11-24 | Oklahoma | (12-0-0) |
| 12-1 | Oklahoma | (12-0-0) |
| 12-8 | Southern California | (11-1-0) (2) |
| 1-5 | LSU | (13-1-0) (2) |

2004

| | | |
|------------|----------------------------|-----------------|
| 8-30 | Southern California | (0-0-0) |
| 9-6 | Southern California | (1-0-0) |
| 9-13 | Southern California | (2-0-0) |
| 9-20 | Southern California | (3-0-0) |
| 9-27 | Southern California | (4-0-0) |
| 10-4 | Southern California | (4-0-0) |
| 10-11 | Southern California | (5-0-0) |
| 10-18 | Southern California | (6-0-0) |
| 10-25 | Southern California | (7-0-0) |
| 11-1 | Southern California | (8-0-0) |
| 11-8 | Southern California | (9-0-0) |
| 11-15 | Southern California | (9-0-0) |
| 11-22 | Southern California | (10-0-0) |
| 11-29 | Southern California | (11-0-0) |
| 12-6 | Southern California | (12-0-0) |
| 1-5 | Southern California | (13-0-0) |

2005

| | | |
|------------|---------------------|---------------------|
| Preseason | Southern California | (0-0-0) |
| 9-4 | Southern California | (1-0-0) |
| 9-11 | Southern California | (1-0-0) |
| 9-18 | Southern California | (2-0-0) |
| 9-25 | Southern California | (3-0-0) |
| 10-2 | Southern California | (4-0-0) |
| 10-9 | Southern California | (5-0-0) |
| 10-16 | Southern California | (6-0-0) |
| 10-23 | Southern California | (7-0-0) |
| 10-30 | Southern California | (8-0-0) |
| 11-6 | Southern California | (9-0-0) |
| 11-13 | Southern California | (10-0-0) |
| 11-20 | Southern California | (11-0-0) |
| 11-27 | Southern California | (11-0-0) |
| 12-4 | Southern California | (12-0-0) |
| 1-5 | Texas | (13-0-0) (2) |

2005 USA Today/ESPN Week-by-Week Polls

| Team | Pre | S4 | S11 | S18 | S25 | O2 | O9 | O16 | O23 | O30 | N6 | N13 | N20 | N27 | D4 | J5 |
|--------------------------|-----|----|-----|-----|------|----|----|-----|-----|-----|----|-----|-----|-----|----|----|
| Southern California..... | 1 | 1 | 1 | 1 | 1 | 1 | 1 | 1 | 1 | 1 | 1 | 1 | 1 | 1 | 1 | 1 |
| Texas..... | 2 | 2 | 2 | 2 | 2 | 2 | 2 | 2 | 2 | 2 | 2 | 2 | 2 | 2 | 2 | 2 |
| Tennessee..... | 3 | 4 | T-4 | 11 | 9 | 7 | 18 | 18 | 25 | NR | NR | NR | NR | NR | NR | NR |
| Michigan..... | 4 | 3 | 14 | 13 | NR | 24 | NR | NR | NR | 23 | 22 | 17 | 23 | 21 | 21 | NR |
| Oklahoma..... | 5 | 16 | 17 | NR | NR | NR | NR | NR | NR | NR | NR | NR | NR | NR | NR | 22 |
| LSU..... | 6 | 5 | 3 | 3 | 4 | 11 | 8 | 7 | 7 | 6 | 5 | 4 | 3 | 3 | 10 | 5 |
| Virginia Tech..... | 7 | 6 | T-4 | 4 | 3 | 3 | 3 | 3 | 3 | 3 | 8 | 6 | 5 | 5 | 12 | 7 |
| Miami (Fla.)..... | 8 | 14 | 13 | 12 | 10 | 8 | 6 | 6 | T-5 | 5 | 4 | 3 | 10 | 10 | 9 | 18 |
| Ohio St..... | 9 | 7 | 9 | 9 | 8 | 6 | 15 | 13 | 13 | 12 | 10 | 9 | 7 | 6 | 4 | 4 |
| Iowa..... | 10 | 8 | 21 | 21 | NR | NR | NR | NR | NR | NR | NR | NR | NR | 25 | 25 | NR |
| Florida..... | 11 | 10 | 7 | 5 | 5 | 15 | 13 | 19 | 18 | 15 | 12 | 20 | 19 | 18 | 18 | 16 |
| Florida St..... | 12 | 11 | 8 | 7 | 7 | 5 | 5 | 10 | 9 | 8 | 16 | 22 | 21 | NR | 22 | 23 |
| Georgia..... | 13 | 9 | 6 | 6 | 6 | 4 | 4 | 4 | 4 | 10 | 9 | 14 | 13 | 13 | 8 | 10 |
| Louisville..... | 14 | 12 | 10 | 8 | 22 | 22 | 19 | NR | NR | 25 | 23 | 18 | 18 | 17 | 16 | 20 |
| Auburn..... | 15 | 25 | NR | NR | 24 | 21 | 20 | 15 | 19 | 18 | 17 | 12 | 9 | 9 | 7 | 14 |
| Purdue..... | 16 | 13 | 11 | 10 | T-20 | NR | NR | NR | NR | NR | NR | NR | NR | NR | NR | NR |
| Texas A&M..... | 17 | NR | NR | NR | NR | NR | NR | NR | NR | NR | NR | NR | NR | NR | NR | NR |
| Arizona St..... | 18 | 15 | 22 | 17 | 15 | 20 | NR | NR | NR | NR | NR | NR | NR | NR | NR | NR |
| Boise St..... | 19 | NR | NR | NR | NR | NR | NR | NR | NR | NR | NR | NR | NR | NR | NR | NR |
| California..... | 20 | 17 | 15 | 14 | 11 | 9 | 16 | 23 | 21 | 21 | NR | NR | NR | NR | NR | 25 |
| Texas Tech..... | 21 | 19 | 19 | 16 | 13 | 13 | 11 | 8 | 16 | 17 | 13 | 19 | 17 | 16 | 15 | 19 |
| Boston College..... | 22 | 18 | 16 | 25 | 23 | 17 | 14 | 11 | 11 | 19 | 25 | 23 | 20 | 19 | 19 | 17 |
| Virginia..... | 23 | 20 | 20 | 19 | 18 | 25 | NR | 24 | NR | NR | NR | NR | NR | NR | NR | NR |
| Alabama..... | 24 | 22 | 24 | 20 | 16 | 10 | 7 | 5 | T-5 | 4 | 3 | 8 | 14 | 14 | 13 | 8 |
| Pittsburgh..... | 25 | NR | NR | NR | NR | NR | NR | NR | NR | NR | NR | NR | NR | NR | NR | NR |
| Georgia Tech..... | NR | 21 | 18 | 15 | 25 | 23 | NR | NR | NR | NR | 24 | NR | 24 | 24 | 24 | NR |
| Notre Dame..... | NR | 23 | 12 | 18 | 14 | 12 | 9 | 12 | 10 | 9 | 7 | 7 | 6 | 7 | 6 | 11 |
| Fresno St..... | NR | 24 | 25 | NR | NR | NR | NR | NR | 24 | 22 | 20 | 16 | 16 | 22 | NR | NR |
| Clemson..... | NR | NR | 23 | NR | NR | NR | NR | NR | NR | NR | NR | NR | NR | 23 | 23 | 21 |
| Michigan St..... | NR | NR | NR | 22 | 12 | 19 | 17 | 22 | NR | NR | NR | NR | NR | NR | NR | NR |
| UCLA..... | NR | NR | NR | 23 | T-20 | 16 | 12 | 9 | 8 | 7 | 14 | 11 | 11 | 11 | 17 | 13 |
| Wisconsin..... | NR | NR | NR | 24 | 17 | 14 | 23 | 17 | 15 | 14 | 19 | 24 | 22 | 20 | 20 | 15 |
| Minnesota..... | NR | NR | NR | NR | 19 | NR | 22 | 25 | 22 | NR | NR | NR | NR | NR | NR | NR |
| Penn St..... | NR | NR | NR | NR | NR | 18 | 10 | 14 | 12 | 11 | 6 | 5 | 4 | 4 | 3 | 3 |
| Oregon..... | NR | NR | NR | NR | NR | NR | 21 | 16 | 14 | 13 | 11 | 10 | 8 | 8 | 5 | 12 |
| Colorado..... | NR | NR | NR | NR | NR | NR | 24 | NR | NR | 24 | 21 | NR | NR | NR | NR | NR |
| West Virginia..... | NR | NR | NR | NR | NR | NR | 25 | 20 | 17 | 16 | 15 | 13 | 12 | 12 | 11 | 6 |
| TCU..... | NR | NR | NR | NR | NR | NR | NR | 21 | 20 | 20 | 18 | 15 | 15 | 15 | 14 | 9 |
| Northwestern..... | NR | NR | NR | NR | NR | NR | NR | NR | 23 | NR | NR | NR | NR | NR | NR | NR |
| South Carolina..... | NR | NR | NR | NR | NR | NR | NR | NR | NR | NR | NR | 21 | NR | NR | NR | NR |
| UTEP..... | NR | NR | NR | NR | NR | NR | NR | NR | NR | NR | NR | 25 | NR | NR | NR | NR |
| Iowa St..... | NR | NR | NR | NR | NR | NR | NR | NR | NR | NR | NR | NR | 25 | NR | NR | NR |
| Nebraska..... | NR | NR | NR | NR | NR | NR | NR | NR | NR | NR | NR | NR | NR | NR | NR | 24 |

USA Today/ESPN Preseason No. 1 Teams

(Since 1993)

| Year | Team+ | Year | Team+ |
|------|--------------|------|----------------------|
| 1993 | Florida St.+ | 2000 | Nebraska |
| 1994 | Florida | 2001 | Florida |
| 1995 | Florida St. | 2002 | Miami (Fla.) |
| 1996 | Nebraska | 2003 | Oklahoma |
| 1997 | Florida | 2004 | Southern California+ |
| 1998 | Ohio St. | 2005 | Southern California |
| 1999 | Florida St.+ | | |

+Indicates eventual national champion.

USA Today/ESPN Final Polls (Coaches)

Took over as coaches poll in 1991. (Cable News Network, 1982-96; ESPN 1997-present)

1982

Team

- Penn St.
- SMU
- Nebraska
- Georgia
- UCLA
- Arizona St.
- Pittsburgh
- Arkansas
- Clemson
- Washington
- LSU
- Florida St.
- Ohio St.
- Southern California
- Oklahoma
- Auburn
- West Virginia
- Maryland
- North Carolina
- Texas
- Michigan
- Alabama
- Tulsa
- Iowa
- Florida

1983

Team

- Miami (Fla.)
- Auburn
- Nebraska
- Georgia
- Texas
- Brigham Young
- Michigan
- Ohio St.
- Florida
- Clemson
- Illinois
- SMU
- Alabama
- Air Force
- West Virginia
- Iowa
- Tennessee
- UCLA
- Pittsburgh
- Penn St.
- Oklahoma
- Boston College
- Oklahoma St.
- Maryland
- East Caro.

1984

Team

- Brigham Young
- Washington
- Florida
- Nebraska
- Oklahoma
- Boston College
- Oklahoma St.
- SMU
- Maryland
- South Carolina
- Southern California
- UCLA
- LSU
- Ohio St.
- Auburn
- Miami (Fla.)
- Florida St.
- Virginia
- Kentucky
- Iowa
- West Virginia
- Army
- Georgia
- Air Force
- Notre Dame

1985

Team

- Oklahoma
- Penn St.
- Michigan
- Tennessee
- Florida
- Miami (Fla.)
- Air Force
- Texas A&M
- UCLA
- Iowa
- Nebraska
- Alabama
- Ohio St.
- Florida St.
- Arkansas
- Brigham Young
- Maryland
- Georgia Tech
- Baylor
- Auburn
- LSU
- Army
- Fresno St.
- Georgia
- Oklahoma St.

1986

Team

- Penn St.
- Miami (Fla.)
- Oklahoma
- Nebraska
- Arizona St.
- Ohio St.
- Auburn
- Michigan
- Alabama
- LSU
- Arizona
- Texas A&M
- UCLA
- Baylor
- Boston College
- Iowa
- Arkansas
- Clemson
- Washington
- Virginia Tech
- Florida St.
- Stanford
- Georgia
- North Carolina St.
- San Diego St.

1987

Team

- Miami (Fla.)
- Florida St.
- Oklahoma
- Syracuse
- Nebraska
- LSU
- Auburn
- Michigan St.
- Texas A&M
- UCLA
- Clemson
- Oklahoma St.
- Georgia
- Tennessee
- Iowa
- Notre Dame
- Southern California
- South Carolina
- Michigan
- Texas
- Pittsburgh
- Indiana
- Penn St.
- Ohio St.
- Alabama

1988

Team

- Notre Dame
- Miami (Fla.)
- Florida St.
- UCLA
- Michigan
- West Virginia
- Southern California
- Nebraska
- Auburn
- Clemson
- Oklahoma St.
- Syracuse
- Oklahoma
- Arkansas
- Washington St.
- Georgia
- Alabama
- North Carolina St.
- Houston
- Indiana
- Wyoming
- LSU
- Colorado
- Southern Miss.
- Brigham Young

1989

Team

- Miami (Fla.)
- Notre Dame
- Florida St.
- Colorado
- Tennessee
- Auburn
- Southern California
- Michigan
- Alabama
- Illinois
- Nebraska
- Clemson
- Arkansas
- Houston
- Penn St.
- Virginia
- Michigan St.
- Texas Tech
- Pittsburgh
- Texas A&M
- West Virginia
- Brigham Young
- Syracuse
- Ohio St.
- Washington

1990

Team

- Colorado
- Georgia Tech
- Miami (Fla.)
- Florida St.
- Washington
- Notre Dame
- Tennessee
- Michigan
- Clemson
- Texas
- Penn St.
- Houston
- Florida
- Louisville
- Michigan St.
- Texas A&M
- Oklahoma
- Iowa
- Auburn
- Brigham Young
- Mississippi
- Southern California
- Nebraska
- Illinois
- Virginia

1991

Team

- Washington
- Miami (Fla.)
- Penn St.
- Florida St.
- Alabama
- Michigan
- California
- Florida
- East Caro.
- Iowa
- Syracuse
- Notre Dame
- Texas A&M
- Oklahoma
- Tennessee
- Nebraska
- Clemson
- UCLA
- Georgia
- Colorado
- Tulsa
- Stanford
- Brigham Young
- Air Force
- North Carolina St.

1992

Team

- Alabama
- Florida St.
- Miami (Fla.)
- Notre Dame
- Michigan
- Texas A&M
- Syracuse
- Georgia
- Stanford
- Washington
- Florida
- Tennessee
- Colorado
- Nebraska
- North Carolina St.
- Mississippi
- Washington St.
- North Carolina
- Ohio St.
- Hawaii
- Boston College
- Fresno St.
- Kansas
- Penn St.
- Wake Forest

1993

Team

- Florida St.
- Notre Dame
- Nebraska
- Florida
- Wisconsin
- West Virginia
- Penn St.
- Texas A&M
- Arizona
- Ohio St.
- Tennessee
- Boston College
- Alabama
- Oklahoma
- Miami (Fla.)
- Colorado
- UCLA
- Kansas St.
- Michigan
- Virginia Tech
- North Carolina
- Clemson
- Louisville
- California
- Southern California

1994

Team

- Nebraska
- Penn St.
- Colorado
- Alabama
- Florida St.
- Miami (Fla.)
- Florida
- Utah
- Ohio St.
- Brigham Young
- Oregon
- Michigan
- Virginia
- Colorado St.
- Southern California
- Kansas St.
- North Carolina St.
- Tennessee
- Washington St.
- Arizona
- North Carolina
- Boston College
- Texas
- Virginia Tech
- Mississippi St.

1995

Team

- Nebraska
- Tennessee
- Florida
- Colorado
- Florida St.
- Kansas St.
- Northwestern
- Ohio St.
- Virginia Tech
- Kansas
- Southern California
- Penn St.
- Notre Dame
- Texas
- Texas A&M
- Syracuse
- Virginia
- Oregon
- Michigan
- Texas Tech
- Auburn
- Iowa
- East Caro.
- Toledo
- LSU

1996

Team (Record)

- Florida (12-1)
- Ohio St. (11-1)
- Florida St. (11-1)
- Arizona St. (11-1)
- Brigham Young (14-1)
- Nebraska (11-2)
- Penn St. (11-2)
- Colorado (10-2)
- Tennessee (10-2)
- North Carolina (10-2)
- Alabama (10-3)
- Virginia Tech (10-2)
- LSU (10-2)
- Miami (Fla.) (9-3)
- Washington (9-3)
- Northwestern (9-3)
- Kansas St. (9-3)
- Iowa (9-3)
- Syracuse (9-3)
- Michigan (8-4)
- Notre Dame (8-3)
- Wyoming (10-2)
- Texas (8-5)
- Army (10-2)
- Auburn (8-4)

1997

Team (Record)

- Nebraska (13-0)
- Michigan (12-0)
- Florida St. (11-1)
- North Carolina (11-1)
- UCLA (10-2)
- Florida (10-2)
- Kansas St. (11-1)
- Tennessee (11-2)
- Washington St. (10-2)
- Georgia (10-2)
- Auburn (10-3)
- Ohio St. (10-3)
- LSU (9-3)
- Arizona St. (9-3)
- Purdue (9-3)
- Colorado St. (11-2)
- Penn St. (9-3)
- Washington (8-4)
- Southern Miss. (9-3)
- Syracuse (9-4)
- Texas A&M (9-4)
- Mississippi (8-4)
- Missouri (7-5)
- Oklahoma St. (8-4)
- Air Force (10-3)

1998

Team (Record)

- Tennessee (13-0)
- Ohio St. (11-1)
- Florida St. (11-2)
- Arizona (12-1)
- Wisconsin (11-1)
- Florida (10-2)
- Tulane (12-0)
- UCLA (10-2)
- Kansas St. (11-2)
- Air Force (12-1)
- Georgia Tech (10-2)
- Michigan (10-3)
- Texas A&M (11-3)
- Georgia (9-3)
- Penn St. (9-3)
- Texas (9-3)
- Arkansas (9-3)
- Virginia (9-3)
- Virginia Tech (9-3)
- Nebraska (9-4)
- Miami (Fla.) (9-3)
- Notre Dame (9-3)
- Purdue (9-4)
- Syracuse (8-4)
- Missouri (8-4)

1999

Team (Record)

- Florida St. (12-0)
- Nebraska (12-1)
- Virginia Tech (11-1)
- Wisconsin (10-2)
- Michigan (10-2)
- Kansas St. (11-1)
- Michigan St. (10-2)
- Alabama (10-3)
- Tennessee (9-3)
- Marshall (13-0)
- Penn St. (10-3)
- Mississippi St. (10-2)
- Southern Miss. (9-3)
- Florida (9-4)
- Miami (Fla.) (9-4)
- Georgia (8-4)
- Minnesota (8-4)
- Oregon (9-3)
- Arkansas (8-4)
- Texas A&M (8-4)
- Georgia Tech (8-4)
- Mississippi (8-4)
- Texas (9-5)
- Stanford (8-4)
- Illinois (8-4)

2000**Team (Record)**

- Oklahoma (13-0)
- Miami (Fla.) (11-1)
- Washington (11-1)
- Florida St. (11-2)
- Oregon St. (11-1)
- Virginia Tech (11-1)
- Nebraska (10-2)
- Kansas St. (11-3)
- Oregon (10-2)
- Michigan (9-3)
- Florida (10-3)
- Texas (9-3)
- Purdue (8-4)
- Clemson (9-3)
- Colorado St. (10-2)
- Notre Dame (9-3)
- Georgia (8-4)
- TCU (10-2)
- Georgia Tech (9-3)
- Auburn (9-4)
- South Carolina (8-4)
- Mississippi St. (8-4)
- Iowa St. (9-3)
- Wisconsin (9-4)
- Tennessee (8-4)

2001**Team (Record)**

- Miami (Fla.) (12-0)
- Oregon (11-1)
- Florida (10-2)
- Tennessee (11-2)
- Texas (11-2)
- Oklahoma (11-2)
- Nebraska (11-2)
- LSU (10-3)
- Colorado (10-3)
- Maryland (10-2)
- Washington St. (10-2)
- Illinois (10-2)
- South Carolina (9-3)
- Syracuse (10-3)
- Florida St. (8-4)
- Louisville (11-2)
- Stanford (9-3)
- Virginia Tech (8-4)
- Washington (8-4)
- Michigan (8-4)
- Marshall (11-2)
- Toledo (10-2)
- Boston College (8-4)
- Brigham Young (12-2)
- Georgia (8-4)

2002**Team (Record)**

- Ohio St. (14-0)
- Miami (Fla.) (12-1)
- Georgia (13-1)
- Southern California (11-2)
- Oklahoma (12-2)
- Kansas St. (11-2)
- Texas (11-2)
- Iowa (11-2)
- Michigan (10-3)
- Washington St. (10-3)
- North Carolina St. (11-3)
- Boise St. (12-1)
- Maryland (11-3)
- Virginia Tech (10-4)
- Penn St. (9-4)
- Auburn (9-4)
- Notre Dame (10-3)
- Pittsburgh (9-4)
- Marshall (11-2)
- West Virginia (9-4)
- Colorado (9-5)
- TCU (10-2)
- Florida St. (9-5)
- Florida (8-5)
- Virginia (9-5)

2003**Team (Record)**

- LSU (13-1)
- Southern California (12-1)
- Oklahoma (12-2)
- Ohio St. (11-2)
- Miami (Fla.) (11-2)
- Georgia (11-3)
- Michigan (10-3)
- Iowa (10-3)
- Washington St. (10-3)
- Florida St. (10-3)
- Texas (10-3)
- Miami (Ohio) (13-1)
- Kansas St. (11-4)
- Mississippi (10-3)
- Boise St. (13-1)
- Tennessee (10-3)
- Minnesota (10-3)
- Nebraska (10-3)
- Purdue (9-4)
- Maryland (10-3)
- Utah (10-2)
- Clemson (9-4)
- Bowling Green (11-3)
- TCU (11-2)
- Florida (8-5)

2004**Team (Record)**

- Southern California (13-0)
- Auburn (13-0)
- Oklahoma (12-1)
- Texas (11-1)
- Utah (12-0)
- Georgia (10-2)
- Louisville (11-1)
- Iowa (10-2)
- California (10-2)
- Virginia Tech (10-3)
- Miami (Fla.) (9-3)
- Michigan (9-3)
- Boise St. (11-1)
- Florida St. (9-3)
- Tennessee (10-3)
- LSU (9-3)
- Texas Tech (8-4)
- Wisconsin (9-3)
- Ohio St. (8-4)
- Arizona St. (9-3)
- Boston College (9-3)
- Fresno St. (9-3)
- Virginia (8-4)
- Navy (10-2)
- Florida (7-5)

2005**Team (Record)**

- Texas (13-0)
- Southern California (12-1)
- Penn St. (11-1)
- Ohio St. (10-2)
- LSU (11-2)
- West Virginia (11-1)
- Virginia Tech (11-2)
- Alabama (10-2)
- TCU (11-1)
- Georgia (10-3)
- Notre Dame (9-3)
- Oregon (10-2)
- UCLA (10-2)
- Auburn (9-3)
- Wisconsin (10-3)
- Florida (9-3)
- Boston College (9-3)
- Miami (Fla.) (9-3)
- Texas Tech (9-3)
- Louisville (9-3)
- Clemson (8-4)
- Oklahoma (8-5)
- Florida St. (8-5)
- Nebraska (8-4)
- California (8-4)

Bowl Coalition, Alliance and Bowl Championship Series History

BOWL COALITION

The history of the College Football Bowl Coalition began in 1992 and lasted for three years through the 1994 season. The Bowl Coalition featured four games - the Orange, Sugar, Cotton and Fiesta Bowls - with conference champions locked into the Orange (Big Eight), Sugar (Southeastern) and Cotton (Southwest) Bowls and the Fiesta Bowl pairing two at-large teams.

The Fiesta Bowl had the ability to select one Coalition-eligible team, that was not a conference champion, before the national selection date. The original Coalition also involved champions from the Big East and Atlantic Coast Conferences, as well as Notre Dame.

Selections were made on the basis of how the champions of the Big Eight, Southeastern and Southwest Conferences finished in the final regular-season poll, which was a combination of the Associated Press and CNN/USA Today rankings. All selections were made by the Coalition as a group on the first Sunday in December following the final weekend of the regular season.

All teams had to have at least six wins against Division I-A opponents and Notre Dame was guaranteed a spot with seven wins and could still qualify with six wins given mutual agreement between the bowls.

There were 56 Division I-A members that were members of the original Coalition, which also included original involvement with the Gator and John Hancock Bowls. The remainder of the bowls remained in place, many with predetermined con-

ference tie-ins. A second layer of bowls eventually was identified and came to be known as the Tier Two bowls.

BOWL COALITION (1992-94)

1992 SEASON

SUGAR BOWL

Alabama 34, Miami (Fla.) 13

(Had first selection, but had automatic matchup between SEC champion Alabama, which was ranked No. 2 in final regular-season AP poll, against Big East champion Miami [Florida], which was ranked No. 1.)

COTTON BOWL

Notre Dame 28, Texas A&M 3

(Has second selection based on SWC champion Texas A&M being ranked No. 4 at end of regular season and chose at-large selection Notre Dame.)

ORANGE BOWL

Florida St. 27, Nebraska 14

(Had third selection based on Big Eight champion Nebraska being ranked No. 11 at end of regular season and chose ACC champion Florida State.)

FIESTA BOWL

Syracuse 26, Colorado 22

(Had fourth selection and chose at-large selection Syracuse and at-large selection Colorado.)

1993 SEASON

ORANGE BOWL

Florida St. 18, Nebraska 14

(Had first selection, but had automatic matchup between Big Eight champion Nebraska, which was ranked No. 1 in final regular-season coalition poll, against ACC champion Florida State, which was ranked No. 2.)

SUGAR BOWL

Florida 41, West Virginia 7

(Had second selection based on Big East champion West Virginia being ranked No. 3 at end of regular season and chose SEC champion Florida.)

COTTON BOWL

Notre Dame 24, Texas A&M 21

(Had third selection based on SWC champion Texas A&M being ranked No. 7 at end of regular season and chose at-large selection Notre Dame.)

FIESTA BOWL

Arizona 29, Miami (Fla.) 0

(Had fourth selection and chose at-large selection Miami [Florida] and also picked at-large Arizona.)

1994 SEASON

ORANGE BOWL

Nebraska 24, Miami (Fla.) 17

(Had first selection based on Big Eight champion Nebraska being ranked No. 1 at end of regular season in coalition poll and chose Big East champion Miami [Florida].)

SUGAR BOWL

Florida St. 23, Florida 17

(Had second selection based on SEC champion Florida being ranked No. 5 and chose ACC champion Florida State.)

COTTON BOWL

Southern California 55, Texas Tech 14

(Had third selection based on SWC champion Texas Tech being unranked and chose at-large Southern California.)

FIESTA BOWL

Colorado 41, Notre Dame 24

(Had fourth selection and chose at-large Notre Dame and at-large Colorado.)

BOWL ALLIANCE

The Bowl Alliance lasted three seasons, 1995 through 1997, and involved three games – the Fiesta, Orange and Sugar Bowls. A predetermined rotation created a situation in which each year a different bowl had the first two choices, while a second bowl chose third and fifth and the third bowl chose fourth and sixth.

Conferences that were a part of the Alliance were the Big 12, Atlantic Coast, Big East and Southeastern, leaving two at-large slots.

The most noteworthy change from the Coalition to the Alliance was the elimination of the conference tie-ins which had been in existence for years. The goal was to provide the best opportunity to match the top two teams and provide the greatest flexibility in creating the postseason matchups between Alliance partners.

In 1995, the first season of the Alliance, there was only one at-large position since the merger of the Big Eight and Southwest Conferences into the Big 12 had not yet taken place, providing five guaranteed conference champions that season.

Notre Dame was guaranteed the at-large slot in

1995 by finishing in the top ten of either the Associated Press or CNN/USA Today poll.

BOWL ALLIANCE (1995-97)

1995 SEASON

FIESTA BOWL

Nebraska 62, Florida 24

(Had first and second selections and picked Big Eight champion Nebraska, which was ranked No. 1 in the regular-season AP poll, against SEC champion Florida, which was ranked No. 2. This pick was required through mandatory No. 1 vs. No. 2 matchup rules.)

ORANGE BOWL

Florida St. 31, Notre Dame 26

(Had third and fifth selections and picked ACC champion Florida State against at-large Notre Dame.)

SUGAR BOWL

Virginia Tech 28, Texas 10

(Had fourth and sixth selections and picked Big East champion Virginia Tech against SWC champion Texas.)

1996 SEASON

SUGAR BOWL

Florida 52, Florida St. 20

(Had first and second selections and picked SEC champion Florida and ACC champion Florida State.)

FIESTA BOWL

Penn State 38, Texas 15

(Had third and fifth selections and picked at-large Penn State and Big 12 champion Texas.)

ORANGE BOWL

Nebraska 41, Virginia Tech 21

(Had fourth and sixth selections and picked at-large selection Nebraska and Big East champion Virginia Tech.)

1997 SEASON

ORANGE BOWL

Nebraska 42, Tennessee 17

(Had first and second selections and picked Big 12 champion Nebraska and SEC champion Tennessee.)

SUGAR BOWL

Florida St. 31, Ohio St. 14

(Had third and fifth selections and picked ACC champion Florida State and at-large Ohio State.)

FIESTA BOWL

Kansas St. 35, Syracuse 18

(Had fourth and sixth selections and picked at-large Kansas State and Big East champion Syracuse.)

Bowl Championship Series

The Bowl Championship Series (BCS) was launched in 1998 to match the No. 1 and No. 2 teams in the BCS rankings in a bowl game to determine a national champion in the absence of NCAA-sponsored playoffs. The No.1 vs. No. 2 game rotates between the Fiesta, Orange, Rose and Sugar Bowls.

Top-ranked Tennessee beat Florida State, 23-16, in the Fiesta Bowl to cap the first BCS year. Florida State returned to the title game again in 1999, this time appearing in the Sugar Bowl as the No. 1 team. The Seminoles upended Virginia Tech, 46-29.

In 2000, it was the Orange Bowl's turn to host the final game, and Florida State kept its streak of appearances alive. However, Oklahoma's defense ruled the evening as the Sooners won, 13-2.

In 2001, Miami (Florida) was the only unbeaten team in Division I-A through the regular season and earned the top spot in the BCS rankings. Nebraska edged Colorado for the second spot and joined the Hurricanes in the Rose Bowl. Miami exploded for 34 unanswered points in the first half on its way to a 37-14 triumph.

In 2002, Miami (Florida) again topped the BCS regular-season standings with a 2.93 mark and Ohio State was second at 3.97. However, the Buckeyes captured the No. 1 vs. No. 2 victory in the Fiesta Bowl, 31-24 in two overtimes, to take the national title.

In 2003, Oklahoma led the BCS rankings going in to the bowl games with a 5.11 mark, LSU was second at 5.99 and Southern California was third at 6.15. LSU captured the BCS title by defeating Oklahoma, 21-14, in the matchup of No. 1 against No. 2 in the Sugar Bowl. However, in the Associated Press (media) final poll, Southern California was voted No. 1 while LSU was No. 1 in the USA Today/ESPN (coaches) final poll.

In 2004, Southern California led from the opening bell to the final BCS game, in which the No. 1 Trojans demolished No. 2 Oklahoma, 55-19, in the Orange Bowl. The season was not without controversy, however, as many upset Auburn fans thought the Tigers should have been in the title game after posting a perfect 13-0 record.

In 2005, for the first time in BCS history, and it was unanimous, the top two teams in the country faced each other in the national championship game, as Southern California and Texas met in the Rose Bowl. The Longhorns rallied from a 38-26 deficit with two touchdowns in the final five minutes of the fourth quarter, capped by Vince Young's eighty-yard scamper with 19 seconds left for the 41-38 victory.

NOTE: The NCAA football certification subcommittee has not enacted, adopted or otherwise approved of the process described below. The NCAA has no role in the selection of the institutions that participate in postseason bowl games and does not sponsor a Division I-A football championship.

2005 FINAL REGULAR-SEASON BOWL CHAMPIONSHIP SERIES RANKINGS

| | Harris Interactive Pct. | USA Today/ ESPN Pct. | Computer Pct. | BCS Avg. |
|-----------------------------|-------------------------------|----------------------------|------------------|-------------|
| 1. Southern California..... | .9950 | .9955 | .970 | .9868 |
| 2. Texas | .9650 | .9645 | .990 | .9732 |
| 3. Penn St. | .9175 | .9187 | .920 | .9187 |
| 4. Ohio St. | .8488 | .8387 | .880 | .8559 |
| 5. Oregon | .7805 | .7961 | .820 | .7989 |
| 6. Notre Dame..... | .8124 | .7865 | .600 | .7329 |
| 7. Georgia | .7267 | .7077 | .720 | .7182 |
| 8. Miami (Fla.) | .6874 | .6935 | .730 | .7037 |
| 9. Auburn | .7381 | .7361 | .550 | .6747 |
| 10. Virginia Tech | .6085 | .6161 | .790 | .6715 |
| 11. West Virginia..... | .5922 | .6187 | .710 | .6403 |
| 12. LSU | .6414 | .6465 | .600 | .6293 |
| 13. Alabama | .5136 | .5077 | .340 | .4538 |
| 14. TCU | .4701 | .4735 | .390 | .4445 |
| 15. Texas Tech..... | .4060 | .4103 | .470 | .4288 |

EXPLANATION

To derive a team's poll percentages in the Harris Interactive and USA Today/ESPN polls, each team's point total is divided by a maximum 2,825 possible points in the Harris Interactive poll and 1,550 possible points in the USA Today/ESPN poll.

Teams are assigned an inverse point total (25 for No. 1, 24 for No. 2, etc.) for each of their respective computer poll rankings to determine the overall computer component. The highest and lowest ranking for each team is dropped, and the sum total of the remaining four rankings is divided by 100 (the maximum possible points).

This figure produces a Computer Rankings Percentage. The six computer ranking providers are Anderson and Hester, Richard Billingsley, Colley Matrix, Kenneth Massey, Jeff Sagarin, and Peter Wolfe. Each computer ranking accounts for schedule strength within its formula.

The BCS Average is calculated by averaging the percent totals of the Harris Interactive and USA Today/ESPN polls, and the computer rankings. The highest BCS Average receives the No. 1 ranking, the second highest receives No. 2, and so forth.

BCS RESULTS FOR 2005-06:

- Rose Bowl**—Texas 41, Southern California 38
- Orange Bowl**—Penn St. 26, Florida St. 23 (3 ot)
- Fiesta Bowl**—Ohio St. 34, Notre Dame 20
- Sugar Bowl**—West Virginia 38, Georgia 35

2004 FINAL REGULAR-SEASON BOWL CHAMPIONSHIP SERIES RANKINGS

| | USA Today/ ESPN | | Computer | BCS |
|-----------------------------|--------------------|--------------|----------|-------|
| | AP Pct. | ESPN Pct. | Pct. | Avg. |
| 1. Southern California..... | .9840 | .9770 | .970 | .9770 |
| 2. Oklahoma | .9575 | .9567 | .990 | .9681 |
| 3. Auburn | .9385 | .9410 | .920 | .9331 |
| 4. Texas | .8228 | .8400 | .880 | .8476 |
| 5. California | .8609 | .8433 | .800 | .8347 |
| 6. Utah..... | .8277 | .7967 | .830 | .8181 |
| 7. Georgia | .6874 | .7325 | .670 | .6966 |
| 8. Virginia Tech | .6837 | .6800 | .650 | .6712 |
| 9. Boise St..... | .5908 | .6184 | .760 | .6564 |
| 10. Louisville..... | .7280 | .6990 | .520 | .6490 |
| 11. LSU | .5717 | .6111 | .650 | .6109 |
| 12. Iowa | .5834 | .5325 | .550 | .5553 |
| 13. Michigan..... | .5643 | .5731 | .380 | .5058 |
| 14. Miami (Fla.)..... | .4775 | .4839 | .450 | .4705 |
| 15. Tennessee..... | .4006 | .3666 | .450 | .4057 |

EXPLANATION

Team percentages are derived by dividing a team's actual voting points by a maximum 1,625 possible points in the Associated Press (AP) poll and 1,525 possible points in the USA Today/ESPN Coaches' Poll.

Six computer rankings calculated in inverse points order (25 for #1, 24 for #2, etc.) are used to determine the overall computer component. The best and worst ranking for each team is dropped, and the remaining four are added and divided by 100 (the maximum possible points) to produce a Computer Rankings Percentage. The six computer ranking providers are Anderson & Hester, Richard Billingsley, Colley Matrix, Kenneth Massey, Jeff Sagarin and Peter Wolfe. Each computer ranking accounts for schedule strength in its formula.

The BCS Average is calculated by averaging the percent totals of the AP and USA Today/ESPN polls, and the computer rankings.

BCS RESULTS FOR 2004-05:

- Rose Bowl**—Texas 38, Michigan 37
- Fiesta Bowl**—Utah 35, Pittsburgh 7
- Sugar Bowl**—Auburn 16, Virginia Tech 13
- Orange Bowl**—Southern California 55, Oklahoma 19

2003 FINAL REGULAR-SEASON BOWL CHAMPIONSHIP SERIES RANKINGS

| | Poll Avg. | Comp. Avg. | Sked Strength | Loss Record | Subtotal | Quality Win | Total |
|------------------------------|--------------|---------------|------------------|----------------|----------|----------------|-------|
| 1. Oklahoma | 3 | 1.17 | 11 | 1 | 5.61 | -0.5 | 5.11 |
| 2. LSU | 2 | 1.83 | 29 | 1 | 5.99 | | 5.99 |
| 3. Southern California | 1 | 2.67 | 37 | 1 | 6.15 | | 6.15 |
| 4. Michigan | 4 | 4.67 | 14 | 2 | 11.23 | -0.6 | 10.63 |
| 5. Ohio St..... | 6.5 | 5.50 | 7 | 2 | 14.28 | | 14.28 |
| 6. Texas | 5 | 6.83 | 20 | 2 | 14.63 | -0.1 | 14.53 |
| 7. Florida St..... | 8.5 | 6.83 | 15 | 2 | 17.93 | | 17.93 |
| 8. Tennessee..... | 6.5 | 9.50 | 46 | 2 | 19.84 | -0.2 | 19.64 |
| 9. Miami (Fla.)..... | 9.5 | 8.17 | 13 | 2 | 20.19 | -0.4 | 19.79 |
| 10. Kansas St..... | 9 | 11.33 | 10 | 3 | 23.73 | -1.0 | 22.73 |
| 11. Miami (Ohio)..... | 14.5 | 6.00 | 68 | 1 | 24.22 | | 24.22 |
| 12. Georgia | 11 | 10.17 | 18 | 3 | 24.89 | -0.3 | 24.59 |
| 13. Iowa | 12.5 | 13.50 | 16 | 3 | 29.64 | -0.7 | 28.94 |
| 14. Purdue | 12.5 | 15.83 | 40 | 3 | 32.93 | | 32.93 |
| 15. Florida | 17 | 16.50 | 5 | 4 | 37.70 | -0.9 | 36.80 |

EXPLANATION

Poll Average - Average of the AP Media Poll and USA Today/ESPN Coaches Poll. Others receiving votes calculated in order received.

Computer Average - Average of Anderson & Hester, Richard Billingsley, Colley Matrix, Kenneth Massey, New York Times, Jeff Sagarin's USA Today, and the Peter Wolfe rankings. The lowest (worst) computer ranking will be disregarded.

Schedule Rank - Rank of schedule strength compared to other Division I-A teams of actual games played divided by 25. This component is calculated by determining the cumulative won/loss records of the team's opponent (66 2/3 percent) and the cumulative won/loss records of the team's opponents' opponents (33 1/3 percent).

Losses - One point for each loss during the season.

Subtotal - The values from the four factors described above are added.

Quality Win Component - The quality win component will reward to varying degrees teams that defeat opponents ranked among the top 10 in the weekly standings. The bonus point scale will range from a high of 1.0 points for a win over the top ranked team to a low of 0.1 for a victory over the 10th-ranked BCS team. The BCS Standings at the end of the season will determine final quality win points. If a team registers a victory over a team more than once during the regular season, quality points will be awarded just once. Quality win points are based on the standings determined by the subtotal. The final standings are reconfigured to reflect the quality win point deduction.

Total - The value of the quality win component is subtracted from the subtotal.

Notes: 1. Teams on NCAA probation (i.e., not eligible for postseason competition) are not listed in the BCS standings. Teams with victories over teams on probation will receive appropriate quality win points. 2. The Nokia Sugar Bowl on January 4, 2004, was the host of the BCS national championship game and determined which team was presented the National Football Foundation and College Hall of Fame's MacArthur Trophy, awarded to college football's national champion since 1959.

BCS RESULTS FOR 2003-04:

- Sugar Bowl**—LSU 21, Oklahoma 14
- Fiesta Bowl**—Ohio St. 35, Kansas St. 28
- Orange Bowl**—Miami (Fla.) 16, Florida St. 14
- Rose Bowl**—Southern California 28, Michigan 14

2002 FINAL REGULAR-SEASON BOWL CHAMPIONSHIP SERIES RANKINGS

| | Poll Avg. | Comp. Avg. | Sked Strength | Loss Record | Subtotal | Quality Win | Total |
|------------------------|-----------|------------|---------------|-------------|----------|-------------|-------|
| 1. Miami (Fla.) | 1 | 1.17 | 0.76 | 0 | 2.93 | | 2.93 |
| 2. Ohio St. | 2 | 1.67 | 0.80 | 0 | 4.47 | -0.5 | 3.97 |
| 3. Georgia | 4 | 3.17 | 0.20 | 1 | 8.37 | | 8.37 |
| 4. Southern California | 5 | 3.67 | 0.04 | 2 | 10.71 | -0.2 | 10.51 |
| 5. Iowa | 3 | 4.83 | 1.96 | 1 | 10.79 | | 10.79 |
| 6. Washington St. | 7 | 7.00 | 0.84 | 2 | 16.84 | -0.7 | 16.14 |
| 7. Oklahoma | 8 | 6.33 | 0.56 | 2 | 16.89 | -0.1 | 16.79 |
| 8. Kansas St. | 6 | 10.67 | 2.16 | 2 | 20.83 | -0.7 | 20.13 |
| 9. Notre Dame | 11.5 | 6.83 | 0.60 | 2 | 20.93 | | 20.93 |
| 10. Texas | 9 | 9.50 | 0.88 | 2 | 21.38 | -0.3 | 21.08 |
| 11. Michigan | 11.5 | 9.33 | 0.08 | 3 | 23.91 | | 23.91 |
| 12. Penn St. | 10 | 13.33 | 0.64 | 3 | 26.97 | | 26.97 |
| 13. Colorado | 14 | 15.17 | 0.40 | 4 | 33.57 | -0.3 | 33.27 |
| 14. Florida St. | 16 | 13.83 | 0.12 | 4 | 33.95 | | 33.95 |
| 15. West Virginia | 14 | 17.33 | 1.64 | 3 | 35.97 | | 35.97 |

EXPLANATION

Poll Average - Average of the AP Media Poll and USA Today/ESPN Coaches Poll. Others receiving votes calculated in order received.

Computer Average - Average of Anderson & Hester, Richard Billingsley, Colley Matrix, Kenneth Massey, New York Times, Jeff Sagarin's USA Today, and the Peter Wolfe rankings. The lowest (worst) computer ranking will be disregarded.

Schedule Rank - Rank of schedule strength compared to other Division I-A teams of actual games played divided by 25. This component is calculated by determining the cumulative won/loss records of the team's opponent (66 2/3 percent) and the cumulative won/loss records of the team's opponents' opponents (33 1/3 percent).

Losses - One point for each loss during the season.

Subtotal - The values from the four factors described above are added.

Quality Win Component - The quality win component will reward to varying degrees teams that defeat opponents ranked among the top 10 in the weekly standings. The bonus point scale will range from a high of 1.0 points for a win over the top ranked team to a low of 0.1 for a victory over the 10th-ranked BCS team. The BCS Standings at the end of the season will determine final quality win points. If a team registers a victory over a team more than once during the regular season, quality points will be awarded just once. Quality win points are based on the standings determined by the subtotal. The final standings are reconfigured to reflect the quality win point deduction.

Total - The value of the quality win component is subtracted from the subtotal.

Notes: 1. Teams on NCAA probation (i.e., not eligible for postseason competition) are not listed in the BCS standings. Teams with victories over teams on probation will receive appropriate quality win points. 2. The Tostitos Fiesta Bowl on January 3, 2003, was the host of the BCS national championship game and determined which team was presented the National Football Foundation and College Hall of Fame's MacArthur Trophy, awarded to college football's national champion since 1959.

BCS RESULTS FOR 2002-03:

- Fiesta Bowl**—Ohio St. 31, Miami (Fla.) 24 (2 ot)
- Orange Bowl**—Southern California 38, Iowa 17
- Sugar Bowl**—Georgia 26, Florida St. 13
- Rose Bowl**—Oklahoma 34, Washington St. 14

2001 FINAL REGULAR-SEASON BOWL CHAMPIONSHIP SERIES RANKINGS

| Rk | Team | USA | | | | | | | | | | | | | | Quality | | Total |
|-----|----------------|-----|------------|-----------|-------------|------------|-------|--------|-------|--------|--------------|-------|------------|-----------------|-------------|---------|----------|-------|
| | | AP | Today/ESPN | Poll Avg. | And. Hester | AJC Colley | Bill. | Massey | Roth. | Sagar. | Scripps-How. | Wolfe | Comp. Avg. | Sched. Strength | Sched. Rank | Losses | Subtotal | |
| 1. | Miami (Fla.) | 1 | 1 | 1.0 | 1 | 1 | 1 | 1 | 1 | 1 | 1 | 1.00 | 18 | 0.72 | 0 | 2.72 | -0.1 | 2.62 |
| 2. | Nebraska | 4 | 4 | 4.0 | 2 | 2 | 2 | 3 | 2 | 3 | 2 | 2.17 | 14 | 0.56 | 1 | 7.73 | -0.5 | 7.23 |
| 3. | Colorado | 3 | 3 | 3.0 | 4 | 5 | 4 | 4 | 5 | 5 | 3 | 4.50 | 2 | 0.08 | 2 | 9.58 | -2.3 | 7.28 |
| 4. | Oregon | 2 | 2 | 2.0 | 3 | 3 | 3 | 2 | 8 | 7 | 6 | 4.83 | 31 | 1.24 | 1 | 9.07 | -0.4 | 8.67 |
| 5. | Florida | 5 | 5 | 5.0 | 9 | 8 | 7 | 8 | 4 | 2 | 3 | 5.83 | 19 | 0.76 | 2 | 13.59 | -0.5 | 13.09 |
| 6. | Tennessee | 8 | 8 | 8.0 | 5 | 4 | 8 | 6 | 7 | 8 | 7 | 6.17 | 3 | 0.12 | 2 | 16.29 | -1.6 | 14.69 |
| 7. | Texas | 9 | 9 | 9.0 | 8 | 9 | 10 | 9 | 3 | 4 | 4 | 6.67 | 33 | 1.32 | 2 | 18.99 | -1.2 | 17.79 |
| 8. | Illinois | 7 | 7 | 7.0 | 7 | 6 | 6 | 12 | 13 | 12 | 10 | 9.83 | 37 | 1.48 | 1 | 19.31 | 0.0 | 19.31 |
| 9. | Stanford | 11 | 11 | 11.0 | 6 | 7 | 11 | 5 | 9 | 9 | 8 | 7.83 | 22 | 0.88 | 2 | 21.71 | -1.3 | 20.41 |
| 10. | Maryland | 6 | 6 | 6.0 | 14 | 10 | 5 | 10 | 11 | 11 | 14 | 11.17 | 78 | 3.12 | 1 | 21.29 | 0.0 | 21.29 |
| 11. | Oklahoma | 10 | 10 | 10.0 | 10 | 11 | 9 | 13 | 6 | 6 | 9 | 9.00 | 36 | 1.44 | 2 | 22.44 | -0.9 | 21.54 |
| 12. | Washington St. | 13 | 13 | 13.0 | 12 | 12 | 12 | 7 | 10 | 10 | 11 | 10.83 | 42 | 1.68 | 2 | 27.51 | -0.6 | 26.91 |
| 13. | LSU | 12 | 12 | 12.0 | 11 | 13 | 14 | 14 | 12 | 18 | 13 | 13.33 | 10 | 0.40 | 3 | 28.73 | -1.0 | 27.73 |
| 14. | South Carolina | 14 | 14 | 14.0 | 20 | 19 | 19 | 17 | 17 | 23 | 23 | 19.17 | 40 | 1.60 | 3 | 37.77 | 0.0 | 37.77 |
| 15. | Washington | 21 | 20 | 20.5 | 13 | 15 | 15 | 11 | 16 | 25 | 17 | 14.83 | 21 | 0.84 | 3 | 39.17 | -1.0 | 38.17 |

Key: AP (Associated Press poll); USA/ESPN (USA Today/ESPN coaches poll); Poll Avg. (Average of two polls); Bill (Richard Billingsley); Dunk (Dunkel Index); Mass (Kenneth Massey); NYT (New York Times); Roth (David Rothman); SAG (Jeff Sagarin); SH (Scripps-Howard); ST (Seattle Times); Comp Avg. (Computer Services Average); Ssch (Schedule Strength); SRk (Schedule Rank); L (Losses).

EXPLANATION

Poll Average - Average of the AP Media Poll and USA Today/ESPN Coaches Poll. Others receiving votes calculated in order received.

Computer Average - Average of Anderson & Hester (And. & Hester), Atlanta Journal-Constitution Colley Matrix (AJC Colley), Richard Billingsley (Bill.), Kenneth Massey (Massey), David Rothman (Roth.), Jeff Sagarin's USA Today (Sagar.), Matthews/Scripps-Howard (Scripps-How.), and the Peter Wolfe (Wolfe) rankings. The computer component will be determined by averaging six rankings. The highest and the lowest will be disregarded.

Schedule Rank - Rank of schedule strength compared to other Division I-A teams of actual games played divided by 25. This component is calculated by determining the cumulative won/loss records of the team's opponent (66 2/3 percent) and the cumulative won/loss records of the team's opponents' opponents (33 1/3 percent).

Losses - One point for each loss during the season.

Subtotal - The values from the four factors described above are added.

Quality Win Component - The quality win component will reward to varying degrees teams that defeat opponents ranked among the top 15 in the weekly standings. The bonus point scale will range from a high of 1.5 points for a win over the top ranked team to a low of 0.1 for a victory over the 15th-ranked BCS team. The BCS Standings at the end of the season will determine final quality win points. If a team registers a victory over a team more than once during the regular season, quality points will be awarded just once. Quality win points are based on the standings determined by the subtotal. The final standings are reconfigured to reflect the quality win point deduction.

Total - The value of the quality win component is subtracted from the subtotal.

BCS RESULTS FOR 2001-02:

Rose Bowl—Miami (Fla.) 37, Nebraska 14

Fiesta Bowl—Oregon 38, Colorado 16

Orange Bowl—Florida 56, Maryland 23

Sugar Bowl—LSU 47, Illinois 34

2000 FINAL REGULAR-SEASON BOWL CHAMPIONSHIP SERIES RANKINGS

| Rk | Team | AP | USA/ESPN | Poll Avg. | Bill | Dunk | MASS | NYT | Roth | SAG | SH | ST | Comp. Avg. | SSch | SRk | L | TOTAL |
|-----|--------------------|----|----------|-----------|------|------|------|-----|------|-----|----|----|------------|------|------|---|-------|
| 1. | Oklahoma..... | 1 | 1 | 1.0 | 1 | 3 | 2 | 3 | 1 | 3 | 2 | 1 | 1.86 | 11 | 0.44 | 0 | 3.30 |
| 2. | Florida St..... | 3 | 3 | 3.0 | 2 | 1 | 1 | 1 | 2 | 1 | 1 | 3 | 1.29 | 2 | 0.08 | 1 | 5.37 |
| 3. | Miami (Fla.)..... | 2 | 2 | 2.0 | 3 | 2 | 3 | 2 | 3 | 2 | 3 | 4 | 2.57 | 3 | 0.12 | 1 | 5.69 |
| 4. | Washington..... | 4 | 4 | 4.0 | 10 | 11 | 5 | 5 | 4 | 8 | 4 | 2 | 5.43 | 6 | 0.24 | 1 | 10.67 |
| 5. | Virginia Tech..... | 5 | 6 | 5.5 | 5 | 5 | 4 | 4 | 7 | 5 | 7 | 6 | 5.14 | 14 | 0.56 | 1 | 12.20 |
| 6. | Oregon St..... | 6 | 5 | 5.5 | 7 | 9 | 8 | 8 | 5 | 7 | 5 | 5 | 6.50 | 42 | 1.68 | 1 | 14.68 |
| 7. | Florida..... | 7 | 7 | 7.0 | 4 | 4 | 7 | 6 | 9 | 6 | 6 | 7 | 5.71 | 1 | 0.04 | 2 | 14.75 |
| 8. | Nebraska..... | 8 | 9 | 8.5 | 6 | 13 | 6 | 10 | 6 | 4 | 8 | 9 | 7.00 | 18 | 0.72 | 2 | 18.22 |
| 9. | Kansas St..... | 9 | 11 | 10.0 | 8 | 12 | 11 | 12 | 8 | 9 | 11 | 12 | 10.14 | 29 | 1.16 | 3 | 24.30 |
| 10. | Oregon..... | 11 | 8 | 9.5 | 12 | 17 | 14 | 15 | 11 | 14 | 9 | 8 | 11.86 | 24 | 0.96 | 2 | 24.32 |
| 11. | Notre Dame..... | 10 | 10 | 10.0 | 14 | 15 | 15 | 8 | 12 | 16 | 10 | 10 | 12.07 | 25 | 1.00 | 2 | 25.07 |
| 12. | Texas..... | 12 | 12 | 12.0 | 11 | 6 | 9 | 11 | 10 | 10 | 12 | 15 | 9.86 | 84 | 3.36 | 2 | 27.22 |
| 13. | Georgia Tech..... | 17 | 15 | 16.0 | 9 | 8 | 10 | 7 | 14 | 11 | 13 | 11 | 9.86 | 44 | 1.76 | 2 | 29.62 |
| 14. | TCU..... | 16 | 13 | 14.5 | 16 | 7 | 12 | 20 | 15 | 12 | 14 | 20 | 13.71 | 95 | 3.80 | 1 | 33.01 |
| 15. | Clemson..... | 13 | 16 | 14.5 | 13 | 21 | 13 | 19 | 13 | 15 | 15 | 13 | 14.43 | 56 | 2.24 | 2 | 33.17 |

Key: AP (Associated Press poll); USA/ESPN (USA Today/ESPN coaches poll); Poll Avg. (Average of two polls); Bill (Richard Billingsley); Dunk (Dunkel Index); Mass (Kenneth Massey); NYT (New York Times); Roth (David Rothman); SAG (Jeff Sagarin); SH (Scripps-Howard); ST (Seattle Times); Comp Avg. (Computer Services Average); SSch (Schedule Strength); SRk (Schedule Rank); L (Losses).

BCS RESULTS FOR 2000-01:

Orange Bowl—Oklahoma 13, Florida St. 2

Sugar Bowl—Miami (Fla.) 37, Florida 20

Fiesta Bowl—Oregon St. 41, Notre Dame 9

Rose Bowl—Washington 34, Purdue 34

1999 FINAL REGULAR-SEASON BCS RANKINGS

| Team | Total Score |
|-----------------------|-------------|
| 1. Florida St..... | 2.24 |
| 2. Virginia Tech..... | 6.12 |
| 3. Nebraska..... | 7.42 |
| 4. Alabama..... | 12.11 |
| 5. Tennessee..... | 13.71 |
| 6. Kansas St..... | 15.23 |
| 7. Wisconsin..... | 16.71 |
| 8. Michigan..... | 18.08 |
| 9. Michigan St..... | 19.11 |
| 10. Florida..... | 23.06 |
| 11. Penn St..... | 28.75 |
| 12. Marshall..... | 31.15 |
| 13. Minnesota..... | 33.61 |
| 14. Texas A&M..... | 34.76 |
| 15. Texas..... | 34.81 |

BCS RESULTS FOR 1999-00:

SUGAR BOWL

Florida St. 46, Virginia Tech 29
(Had first and second selections and picked ACC champion Florida State and Big East champion Virginia Tech)

FIESTA BOWL

Nebraska 31, Tennessee 21
(Had third and fifth selections and selected Big 12 champion Nebraska and SEC Tennessee)

ORANGE BOWL

Michigan 35, Alabama 34 (ot)
(Had fourth and sixth selections and selected Big Ten Michigan and SEC champion Alabama)

ROSE BOWL

Wisconsin 17, Stanford 9
(Selected Big Ten champion Wisconsin and Pacific-10 champion Stanford)

1998 FINAL REGULAR-SEASON BCS RANKINGS

| Team | Total Score |
|-----------------------|-------------|
| 1. Tennessee..... | 3.47 |
| 2. Florida St..... | 4.91 |
| 3. Kansas St..... | 9.96 |
| 4. Ohio St..... | 10.37 |
| 5. UCLA..... | 10.90 |
| 6. Texas A&M..... | 15.70 |
| 7. Arizona..... | 16.49 |
| 8. Florida..... | 19.95 |
| 9. Wisconsin..... | 21.61 |
| 10. Tulane..... | 26.67 |
| 11. Nebraska..... | 29.06 |
| 12. Virginia..... | 32.22 |
| 13. Arkansas..... | 32.28 |
| 14. Georgia Tech..... | 32.76 |
| 15. Syracuse..... | 34.80 |

BCS RESULTS FOR 1998-99:

FIESTA BOWL

Tennessee 23, Florida St. 16
(Had first and second selections and picked SEC champion Tennessee and ACC champion Florida State)

SUGAR BOWL

Ohio St. 24, Texas A&M 14
(Had third and fifth selections and picked Big Ten Ohio State and Big 12 champion Texas A&M)

ORANGE BOWL

Florida 31, Syracuse 10
(Had fourth and sixth selections and chose SEC Florida and Big East champion Syracuse)

ROSE BOWL

Wisconsin 38, UCLA 31
(Selected Big Ten Wisconsin and Pacific-10 champion UCLA)

Undefeated, Untied Teams

(Regular-Season Games Only)

Minimum of five games played against opponents above the high-school level. Subsequent bowl win is indicated by (†), a bowl loss by (‡) and a bowl tie by (§). Unscored-on teams are indicated by (•). Beginning in 2002, all postseason games were counted in won-lost records and statistics. However, undefeated, untied teams will continue for regular-season only with postseason results indicated.

(Note: Following are undefeated, untied teams in regular-season games not included with major colleges at the time—Centre, 1919 & 1921; Lafayette, 1921, 1926 & 1937; Wash. & Jeff., 1921; Marquette, 1923; Louisville, 1925; Centenary (La.), 1927; Memphis, 1938; San Jose St., 1939; Hardin-Simmons, 1940; Arizona, 1945; Pacific, 1949; Fresno St., 1961; and San Diego St., 1966.) Beginning in 1996, tiebreaker procedures were in place for all Division I-A games.

| Year | College | Wins | Year | College | Wins |
|------|----------------|------|------|---------------------|------|
| 1878 | Princeton..... | 6 | 1898 | Harvard..... | 11 |
| 1882 | Yale..... | 8 | | Kentucky..... | •7 |
| 1883 | Yale..... | 8 | | Michigan..... | 10 |
| 1885 | Princeton..... | 9 | | North Carolina..... | 9 |
| 1887 | Yale..... | 9 | 1899 | Kansas..... | 10 |
| 1888 | Yale..... | •13 | | Sewanee..... | 12 |
| 1889 | Princeton..... | 10 | 1900 | Clemson..... | 6 |
| 1890 | Harvard..... | 11 | | Texas..... | 6 |
| 1891 | Yale..... | •13 | | Tulane..... | •5 |
| 1892 | Minnesota..... | 5 | | Yale..... | 12 |
| | Purdue..... | 8 | 1901 | Harvard..... | 12 |
| | Yale..... | •13 | | Michigan..... | †•10 |
| 1893 | Minnesota..... | 6 | | Wisconsin..... | 9 |
| | Princeton..... | 11 | 1902 | Arizona..... | •5 |
| 1894 | Penn..... | 12 | | California..... | 8 |
| | VMI..... | 5 | | Michigan..... | 11 |
| | Yale..... | 16 | | Nebraska..... | •9 |
| 1895 | Penn..... | 14 | 1903 | Nebraska..... | 10 |
| 1896 | LSU..... | 6 | | Princeton..... | 11 |
| 1897 | Penn..... | 15 | 1904 | Auburn..... | 5 |

| Year | College | Wins |
|------|---------------|------|
| 1998 | Tennessee | ↑12 |
| | Tulane | ↑11 |
| 1999 | Florida St. | ↑11 |
| | Marshall | ↑12 |
| | Virginia Tech | ↑11 |
| 2000 | Oklahoma | ↑13 |
| 2001 | Miami (Fla.) | ↑12 |

Beginning in 2002, postseason games included in won-lost records.

| Year | College | Wins |
|------|------------------------------------|------|
| 2002 | Miami (Fla.) (12-1 overall record) | ↑12 |
| | Ohio St. (14-0 overall record) | ↑13 |
| 2003 | (None) | |
| 2004 | Auburn (13-0 overall record) | ↑13 |

| Year | College | Wins |
|------|---|------|
| 2005 | Southern California (13-0 overall record) | ↑13 |
| | Utah (12-0 overall record) | ↑12 |
| | Southern California (12-1 overall record) | ↑12 |
| | Texas (13-0 overall record) | ↑13 |

The Spoilers

(From 1937 Season)

Following is a list of the spoilers of major-college teams that lost their perfect (undefeated, untied) record in their **final** game of the season, including a bowl game (in parentheses). Confrontations of two undefeated, untied teams at the time are in bold face. An asterisk (*) indicates the home team in a regular-season game, a dagger (†) indicates a neutral site.

| Date | Spoiler | Victim | Score |
|----------|-----------------------|--------------------------|-----------|
| 1-1-38 | California | Alabama (Rose) | 13-0 |
| 1-1-38 | Rice | Colorado (Cotton) | 28-14 |
| 12-3-38 | *Southern California | Notre Dame | 13-0 |
| 1-2-39 | Southern California | Duke (Rose) | 7-3 |
| 1-2-39 | Tennessee | Oklahoma (Orange) | 17-0 |
| 1-2-39 | St. Mary's (Cal.) | Texas Tech (Cotton) | 20-13 |
| 12-2-39 | *Duquesne | Detroit | tie 10-10 |
| 1-1-40 | Southern California | Tennessee (Rose) | 14-0 |
| 1-1-41 | Boston College | Tennessee (Sugar) | 19-13 |
| 1-1-42 | Oregon St. | Duke (Rose) | 20-16 |
| 11-27-43 | *Great Lakes | Notre Dame | 19-14 |
| 1-1-44 | Southern California | Washington (Rose) | 29-0 |
| 11-25-44 | *Virginia | Yale | tie 6-6 |
| 1-1-47 | Illinois | UCLA (Rose) | 45-14 |
| 1-1-48 | SMU | Penn St. (Cotton) | tie 13-13 |
| 11-27-48 | †Navy | Army | tie 21-21 |
| 12-2-48 | *Southern California | Notre Dame | tie 14-14 |
| 1-1-49 | Northwestern | California (Rose) | 20-14 |
| 1-2-50 | Ohio St. | California (Rose) | 17-14 |
| 12-2-50 | †Navy | Army | 14-2 |
| 1-1-51 | Kentucky | Oklahoma (Sugar) | 13-7 |
| 1-1-52 | Maryland | Tennessee (Sugar) | 28-13 |
| 11-22-52 | Southern California | *UCLA | 14-12 |
| 1-1-54 | Oklahoma | Maryland (Orange) | 7-0 |
| 1-2-56 | Oklahoma | Maryland (Orange) | 20-6 |
| 1-1-57 | Baylor | Tennessee (Sugar) | 13-7 |
| 11-28-64 | *Southern California | Notre Dame | 20-17 |
| 1-1-65 | Texas | Alabama (Orange) | 21-17 |
| 11-20-65 | Dartmouth | * Princeton | 28-14 |
| 1-1-66 | UCLA | Michigan St. (Rose) | 14-12 |
| 1-1-66 | Alabama | Nebraska (Orange) | 39-28 |
| 1-1-66 | LSU | Arkansas (Cotton) | 14-7 |
| 11-19-66 | Notre Dame | * Michigan St. | tie 10-10 |
| 1-1-68 | LSU | Wyoming (Sugar) | 20-13 |
| 11-23-68 | * Harvard | Yale | tie 29-29 |
| 12-27-68 | Richmond | Ohio (Tangerine) | 49-42 |
| 11-22-69 | *Michigan | Ohio St. | 24-12 |

| Date | Spoiler | Victim | Score |
|---------------|---------------------|-----------------------------------|--------------|
| 11-22-69 | *Princeton | Dartmouth | 35-7 |
| 11-21-70 | * Michigan | Michigan | 20-9 |
| 1-1-71 | Stanford | Ohio St. (Rose) | 27-17 |
| 1-1-71 | Notre Dame | Texas (Cotton) | 24-11 |
| 1-1-72 | Stanford | Michigan (Rose) | 13-12 |
| 1-1-72 | Nebraska | Alabama (Orange) | 38-6 |
| 11-25-72 | *Ohio St. | Michigan | 14-11 |
| 11-24-73 | Ohio St. | * Michigan | tie 10-10 |
| 12-31-73 | Notre Dame | Alabama (Sugar) | 24-23 |
| 11-23-74 | *Ohio St. | Michigan | 12-10 |
| 11-23-74 | *Harvard | Yale | 21-16 |
| 1-1-75 | Notre Dame | Alabama (Orange) | 13-11 |
| 1-1-76 | UCLA | Ohio St. (Rose) | 23-10 |
| 1-1-77 | Houston | Maryland (Cotton) | 30-21 |
| 11-19-77 | *Delaware | Colgate | 21-3 |
| 1-2-78 | Notre Dame | Texas (Cotton) | 38-10 |
| 1-1-79 | Alabama | Penn St. (Sugar) | 14-7 |
| 11-17-79 | Harvard | *Yale | 22-7 |
| 12-15-79 | Syracuse | McNeese St. (Independence) | 31-7 |
| 12-21-79 | Indiana | Brigham Young (Holiday) | 38-37 |
| 1-1-80 | Southern California | Ohio St. (Rose) | 17-16 |
| 1-1-80 | Oklahoma | Florida St. (Orange) | 24-7 |
| 1-1-83 | Penn St. | Georgia (Sugar) | 27-23 |
| 1-2-84 | Georgia | Texas (Cotton) | 10-9 |
| 1-2-84 | Miami (Fla.) | Nebraska (Orange) | 31-30 |
| 12-14-85 | Fresno St. | Bowling Green (California) | 51-7 |
| 1-1-86 | Oklahoma | Penn St. (Orange) | 25-10 |
| 1-2-87 | Penn St. | Miami (Fla.) (Fiesta) | 14-10 |
| 1-1-88 | Auburn | Syracuse (Sugar) | tie 16-16 |
| 1-1-88 | Miami (Fla.) | Oklahoma (Orange) | 20-14 |
| 1-2-89 | Notre Dame | West Virginia (Fiesta) | 34-21 |
| 1-1-90 | Colorado (Orange) | Notre Dame | 21-6 |
| 1-1-93 | Notre Dame | Texas A&M (Cotton) | 28-3 |
| 1-1-93 | Alabama | Miami (Fla.) (Sugar) | 34-13 |
| 1-1-94 | Florida St. | Nebraska (Orange) | 18-16 |
| 1-1-94 | Florida | West Virginia (Sugar) | 41-7 |
| 1-2-96 | Nebraska | Florida (Fiesta) | 62-24 |
| 1-1-97 | Ohio St. | Arizona St. (Rose) | 20-17 |
| 1-2-97 | Florida | Florida St. (Sugar) | 52-20 |
| 1-4-00 | Florida St. | Virginia Tech (Sugar) | 46-29 |
| 1-4-00 | Florida St. | Virginia Tech (Sugar) | 46-29 |
| 1-3-03 | Ohio St. | Miami (Fla.) (Fiesta) | 31-24 |
| 1-5-06 | Texas | Southern California (Rose) | 41-38 |

Streaks and Rivalries

Longest Winning Streaks

(Includes Bowl Games)

| Wins | Team | Years | Ended by | Score |
|------|---------------------|---------|-------------------------|--------|
| 47 | Oklahoma | 1953-57 | Notre Dame | 7-0 |
| 39 | Washington | 1908-14 | Oregon St. | 0-0 |
| 37 | Yale | 1890-93 | Princeton | 6-0 |
| 37 | Yale | 1887-89 | Princeton | 10-0 |
| 35 | Toledo | 1969-71 | Tampa | 21-0 |
| 34 | Southern California | 2003-05 | Texas | *41-38 |
| 34 | Miami (Fla.) | 2000-03 | Ohio St. | *31-24 |
| | | | (2 of) | |
| 34 | Penn. | 1894-96 | Lafayette | 6-4 |
| 31 | Oklahoma | 1948-50 | Kentucky | *13-7 |
| 31 | Pittsburgh | 1914-18 | Cleveland Naval Reserve | 10-9 |
| 31 | Penn. | 1896-98 | Harvard | 10-0 |
| 30 | Texas | 1968-70 | Notre Dame | *24-11 |

| Wins | Team | Years | Ended by | Score |
|------|---------------------|---------|-----------------|--------|
| 29 | Miami (Fla.) | 1990-93 | Alabama | *34-13 |
| 29 | Michigan | 1901-03 | Minnesota | 6-6 |
| 28 | Alabama | 1991-93 | Tennessee | 17-17 |
| 28 | Alabama | 1978-80 | Mississippi St. | 6-3 |
| 28 | Oklahoma | 1973-75 | Kansas | 23-3 |
| 28 | Michigan St. | 1950-53 | Purdue | 6-0 |
| 26 | Nebraska | 1994-96 | Arizona St. | 19-0 |
| 26 | Cornell | 1921-24 | Williams | 14-7 |
| 26 | Michigan | 1903-05 | Chicago | 2-0 |
| 25 | Brigham Young | 1983-85 | UCLA | 27-24 |
| 25 | San Diego St. | 1965-67 | Utah St. | 31-25 |
| 25 | Michigan | 1946-49 | Army | 21-7 |
| 25 | Army | 1944-46 | Notre Dame | 0-0 |
| 25 | Southern California | 1931-33 | Oregon St. | 0-0 |

*Streak ended in bowl game. #Eight victories and one tie in 1993 forfeited by action of the NCAA Committee on Infractions.

Longest Unbeaten Streaks

(Includes Bowl Games; May Include Ties)

| No. | Wins | Ties | Team | Years | Ended by | Score |
|-----|------|------|---------------------|---------|-----------------|--------------|
| 63 | 59 | 4 | Washington | 1907-17 | California | 27-0 |
| 56 | 55 | 1 | Michigan | 1901-05 | Chicago | 2-0 |
| 50 | 46 | 4 | California | 1920-25 | Olympic Club | 15-0 |
| 48 | 47 | 1 | Oklahoma | 1953-57 | Notre Dame | 7-0 |
| 48 | 47 | 1 | Yale | 1885-89 | Princeton | 10-0 |
| 47 | 42 | 5 | Yale | 1879-85 | Princeton | 6-5 |
| 44 | 42 | 2 | Yale | 1894-96 | Princeton | 24-6 |
| 42 | 39 | 3 | Yale | 1904-08 | Harvard | 4-0 |
| 39 | 37 | 2 | Notre Dame | 1946-50 | Purdue | 28-14 |
| 37 | 37 | 0 | Yale | 1890-93 | Princeton | 6-0 |
| 37 | 36 | 1 | Oklahoma | 1972-75 | Kansas | 23-3 |
| 35 | 35 | 0 | Toledo | 1969-71 | Tampa | 21-0 |
| 35 | 34 | 1 | Minnesota | 1903-05 | Wisconsin | 16-12 |
| 34 | 34 | 0 | Southern California | 2003-05 | Texas | 41-38 |
| 34 | 34 | 0 | Miami (Fla.) | 2000-03 | Ohio St. | 31-24 (2 ot) |
| 34 | 34 | 0 | Penn | 1894-96 | Lafayette | 6-4 |
| 34 | 33 | 1 | Nebraska | 1912-16 | Kansas | 7-3 |
| 34 | 32 | 2 | Princeton | 1884-87 | Harvard | 12-0 |
| 34 | 29 | 5 | Princeton | 1877-82 | Harvard | 1-0 |
| 33 | 31 | 2 | Georgia Tech | 1914-18 | Pittsburgh | 32-0 |
| 33 | 30 | 3 | Tennessee | 1926-30 | Alabama | 18-6 |
| 33 | 30 | 3 | Harvard | 1911-15 | Cornell | 10-0 |
| 32 | 31 | 1 | Nebraska | 1969-71 | UCLA | 20-17 |
| 32 | 31 | 1 | Harvard | 1898-00 | Yale | 28-0 |
| 32 | 30 | 2 | Army | 1944-47 | Columbia | 21-20 |
| 31 | 31 | 0 | Oklahoma | 1948-50 | Kentucky | 13-7 |
| 31 | 31 | 0 | Pittsburgh | 1914-18 | Cleveland Naval | 10-9 |
| 31 | 31 | 0 | Penn | 1896-98 | Harvard | 10-0 |
| 31 | 30 | 1 | Penn St. | 1967-70 | Colorado | 41-13 |
| 31 | 30 | 1 | San Diego St. | 1967-70 | Long Beach St. | 27-11 |
| 31 | 29 | 2 | Georgia Tech | 1950-53 | Notre Dame | 27-14 |

Longest Home Winning Streaks

(Includes Bowl Games)

| Wins | Team | Years | Ended by | Score |
|------|--------------|---------|----------------|------------|
| 58 | Miami (Fla.) | 1985-94 | Washington | 38-20 |
| 57 | Alabama | 1963-82 | Southern Miss. | 38-29 |
| 56 | Harvard | 1890-95 | Boston AA | 0-0 |
| 50 | Michigan | 1901-07 | Penn | 6-0 |
| 47 | Nebraska | 1991-98 | Texas | 20-16 |
| 44 | Washington | 1908-17 | Oregon St. | 0-0 |
| 42 | Texas | 1968-76 | Houston | 30-0 |
| 40 | Notre Dame | 1907-18 | Great Lakes | 7-7 |
| 38 | Notre Dame | 1919-27 | Minnesota | 7-7 |
| 37 | Yale | 1904-08 | Brown | 10-10 |
| 37 | Yale | 1900-03 | Princeton | 11-6 |
| 37 | Florida St. | 1992-01 | Miami (Fla.) | 49-27 |
| 33 | Nebraska | 1901-06 | Iowa St. | 14-2 |
| 33 | Harvard | 1900-03 | Amherst | 5-0 |
| 33 | Marshall | 1995-00 | Western Mich. | 30-10 |
| 31 | Texas A&M | 1990-95 | Texas | 16-6 |
| 31 | Yale | 1890-93 | Princeton | 6-0 |
| 30 | Florida | 1994-99 | Alabama | 40-39 (ot) |
| 30 | Auburn | 1952-61 | Kentucky | 14-12 |
| 30 | Tennessee | 1928-33 | Alabama | 12-6 |

Longest Losing Streaks

| Losses | Team | Years | Ended with | Score |
|--------|----------------|---------|-------------------|-------|
| 34 | Northwestern | 1979-82 | Northern Ill. | 31-6 |
| 28 | Virginia | 1958-61 | William & Mary | 21-6 |
| 28 | Kansas St. | 1945-48 | Arkansas St. | 37-6 |
| 27 | New Mexico St. | 1988-90 | Cal St. Fullerton | 43-9 |
| 27 | Eastern Mich. | 1980-82 | Kent St. | 9-7 |
| 26 | Colorado St. | 1960-63 | Pacific | 20-0 |
| 23 | Duke | 1999-02 | East Caro. | 23-16 |
| 23 | Northern Ill. | 1996-98 | Central Mich. | 16-6 |
| 21 | Ball St. | 1998-00 | Miami (Ohio) | 15-10 |
| 21 | South Carolina | 1998-00 | New Mexico St. | 31-0 |
| 21 | Kent St. | 1981-83 | Eastern Mich. | 37-13 |
| 21 | New Mexico | 1967-69 | Kansas | 16-7 |
| 20 | TCU | 1974-75 | Rice | 28-21 |
| 20 | Florida St. | 1972-74 | Miami (Fla.) | 21-14 |
| 19 | Hawaii | 1997-99 | Eastern Ill. | 31-27 |
| 18 | Illinois | 1996-98 | Middle Tenn. | 48-20 |
| 18 | Rice | 1987-89 | SMU | 35-6 |
| 18 | Wisconsin | 1967-69 | Iowa | 23-17 |

| Losses | Team | Years | Ended with | Score |
|--------|-------------|---------|-----------------|-------|
| 18 | Wake Forest | 1962-63 | South Carolina | 20-19 |
| 18 | Kansas St. | 1961-62 | Brigham Young | 24-7 |
| 17 | Tulsa | 2000-02 | UTEP | 20-0 |
| 17 | Kent St. | 1992-94 | Akron | 32-16 |
| 17 | Kent St. | 1989-90 | Ohio | 44-15 |
| 17 | Memphis | 1981-82 | Arkansas St. | 12-0 |
| 17 | Kansas St. | 1964-66 | Kansas | 3-3 |
| 17 | Tulane | 1961-63 | South Carolina | 20-7 |
| 17 | Alabama | 1954-56 | Mississippi St. | 13-12 |
| 17 | Kansas | 1953-55 | Washington St. | 13-0 |
| 16 | UNLV | 1997-98 | North Texas | 26-3 |
| 16 | Kansas St. | 1987-89 | North Texas | 20-17 |
| 16 | Indiana | 1983-85 | Louisville | 41-28 |
| 16 | Vanderbilt | 1961-62 | Tulane | 20-0 |
| 16 | Iowa St. | 1929-30 | Simpson | 6-0 |

Most Consecutive Non-Losing Seasons

(All-Time and Current) (.500 percentage and above)

| No. | School | Years |
|-----|---------------------|----------|
| 49 | Penn St. | 1939-87 |
| 42 | Nebraska | 1962-03 |
| 42 | Notre Dame | 1889-32# |
| 40 | Texas | 1893-32 |
| 38 | Michigan | 1968-05* |
| 38 | Alabama | 1911-50† |
| 29 | Florida St. | 1977-05* |
| 29 | Oklahoma | 1966-94 |
| 29 | Texas | 1957-85 |
| 29 | Boston College | 1916-44 |
| 28 | Brigham Young | 1974-01 |
| 28 | Virginia | 1888-15 |
| 27 | Washington | 1977-03 |
| 27 | Michigan | 1892-18 |
| 26 | Florida | 1980-05* |
| 26 | Virginia Tech | 1894-19 |
| 23 | Syracuse | 1913-35 |
| 23 | Ohio St. | 1899-21 |
| 21 | Marshall | 1984-04 |
| 21 | Ohio St. | 1967-87 |
| 21 | Southern California | 1962-82 |
| 21 | Wyoming | 1949-69 |
| 21 | Northern Ill. | 1929-49 |
| 21 | Vanderbilt | 1915-35 |
| 21 | Minnesota | 1899-19 |
| 20 | Texas A&M | 1983-02 |

*Active streak. #No teams in 1890 and 1891. †No teams in 1918 and 1943.

Longest Streak of Games Without Being Shutout

| No. | School | Years |
|------|---------------------|--------------|
| 361 | Brigham Young | 1975-03 |
| 282 | Texas | 1980-04 |
| 273 | *Michigan | 1984-present |
| 271 | Washington | 1981-04 |
| 249 | *Washington St. | 1984-present |
| 244 | *Oregon | 1985-present |
| 233 | UCLA | 1971-92 |
| 233 | Nebraska | 1974-91 |
| 223 | *Florida St. | 1988-present |
| 219 | Hawaii | 1976-95 |
| 216 | *Florida | 1988-present |
| 210 | *Colorado | 1988-present |
| 195 | Virginia | 1984-00 |
| 186 | Southern California | 1967-83 |
| 165 | Central Mich. | 1982-98 |
| 164 | *TCU | 1992-present |
| 162^ | *Nevada | 1992-present |
| 156 | *Air Force | 1992-present |
| 154 | San Diego St. | 1985-98 |

*Active streak. ^Games as a member of Division I-A — total streak of 304 games includes 142 as a Division IAA member before 1992.

Most-Played Rivalries

(Ongoing Unless Indicated)

| Games | Opponents (Series leader listed first) | Rivalry Record | First Game |
|-------|--|----------------|------------|
| 115 | Minnesota-Wisconsin | 59-48-8 | 1890 |
| 114 | Kansas-Missouri | 53-52-9 | 1891 |

| Games | Opponents (Series leader listed first) | Rivalry Record | First Game |
|-------|--|----------------|------------|
| 112 | Nebraska-Kansas | 87-22-3 | 1892 |
| 112 | Texas-Texas A&M | 73-34-5 | 1894 |
| 110 | Miami (Ohio)-Cincinnati | 59-44-7 | 1888 |
| 110 | *North Carolina-Virginia | 57-49-4 | 1892 |
| 109 | Auburn-Georgia | 53-48-8 | 1892 |
| 109 | Oregon-Oregon St. | 55-44-10 | 1894 |
| 108 | Purdue-Indiana | 67-35-6 | 1891 |
| 108 | Stanford-California | 54-43-11 | 1892 |
| 106 | Navy-Army | 50-49-7 | 1890 |
| 105 | Utah-Utah St. | 73-28-4 | 1892 |
| 103 | Clemson-South Carolina | 63-36-4 | 1896 |
| 103 | %Baylor-TCU | 49-47-7 | 1899 |
| 103 | Kansas-Kansas St. | 62-36-5 | 1902 |
| 102 | Michigan-Ohio St. | 57-39-6 | 1897 |
| 102 | Mississippi-Mississippi St. | 58-38-6 | 1901 |
| 101 | !North Carolina-Wake Forest | 67-32-2 | 1888 |
| 101 | Tennessee-Kentucky | 69-23-9 | 1893 |
| 100 | Georgia-Georgia Tech | 57-38-5 | 1893 |
| 100 | Nebraska-Iowa St. | 82-16-2 | 1896 |
| 100 | Texas-Oklahoma | 56-39-5 | 1900 |
| 100 | Oklahoma-Oklahoma St. | 77-16-7 | 1904 |

*Disputed series record: Virginia claims North Carolina leads the series 56-49-4, based on a forfeited game in 1956. %Have not met since 1995. !Did not meet in 2005.

Additional Records

Longest Uninterrupted Series (Must have played every year)

| |
|--|
| 100 games—Kansas-Nebraska (from 1906) |
| 99 games—Minnesota-Wisconsin (from 1907) |
| 97 games—Clemson-South Carolina (from 1909) |
| 96 games—Kansas-Oklahoma (1903-97) |
| 95 games—Wake Forest-North Carolina St. (1910-05) |
| 95 games—Kansas-Kansas St. (from 1911) |
| 94 games—North Carolina-Virginia (from 1910)* |
| 91 games—Texas-Texas A&M (1915) |
| 90 games—Mississippi-Mississippi St. (from 1915)** |
| 89 games—Illinois-Ohio St. (1914-02) |
| 88 games—Michigan-Ohio St. (from 1918) |
| 87 games—Kansas-Missouri (from 1919) |
| 87 games—Missouri-Iowa St. (from 1919) |
| 86 games—Indiana-Purdue (from 1920) |
| 86 games—Tennessee-Kentucky (from 1919)** |
| 86 games—Auburn-Georgia (from 1919)** |

*Neither school fielded a team in 1917-18 due to World War I. **Neither school fielded a team in 1943 due to World War II.

Most Consecutive Wins Over a Major Opponent in an Uninterrupted Series (Must have played in consecutive years)

- 42—Notre Dame over Navy, 1964-05 (current)
- 36—Nebraska over Kansas, 1969-04
- 32—Oklahoma over Kansas St., 1937-68
- 29—Nebraska over Kansas St., 1969-97
- 28—Texas over Rice, 1966-93
- 26—Syracuse over Hobart, 1906-31
- 25—Penn St. over West Virginia, 1959-83
- 24—Nebraska over Missouri, 1979-02
- 22—Tennessee over Vanderbilt, 1983-04
- 22—Nebraska over Oklahoma St., 1974-95
- 22—Arkansas over TCU, 1959-80
- 22—Alabama over Mississippi St., 1958-79
- 21—Tennessee over Kentucky, 1985-05 (current)
- 20—Purdue over Iowa, 1961-80
- 19—Florida over Kentucky, 1987-05 (current)

Most Consecutive Wins Over a Major Opponent in a Nonconsecutive Series (Did not play in consecutive years)

- 29—Clemson over Virginia, 1955-90 (over 36-year period)
- 26—Southern California over Oregon St., 1968-99 (32-year period)
- 24—Nebraska over Oklahoma St., 1974-99 (26-year period)
- 21—Ohio St. over Northwestern, 1972-98 (27-year period)
- 19—Washington over California, 1977-01 (25-year period)
- 19—Michigan over Northwestern, 1966-92 (27-year period)
- 19—Vanderbilt over Mississippi, 1894-38 (45-year period)
- 17—Tulsa over Drake, 1939-85 (47-year period)
- 17—Mississippi over Memphis, 1921-62 (42-year period)
- 17—North Carolina over Wake Forest, 1893-23 (29-year period)

Most Consecutive Wins Over a Major Opponent in a Current Series (Must have played every year)

- 42—Notre Dame over Navy, 1964-05 (69-9-1 in rivalry)
- 36—Nebraska over Kansas, 1969-04 (87-22-3 in rivalry)
- 22—Tennessee over Vanderbilt, 1983-04 (67-27-5 in rivalry)
- 21—Tennessee over Kentucky, 1985-05 (69-23-9 in rivalry)

Most Consecutive Games Without a Loss Against a Major Opponent

- 42—Notre Dame over Navy, 1964-05 (0 ties) (current)
- 36—Nebraska over Kansas, 1969-04 (0 ties)
- 34—Oklahoma over Kansas St., 1935-68 (1 tie)

Cliffhangers

Regular-season Division I-A games won on the final play (since 1971, when first recorded). The extra point is listed when it provided the margin of victory after the winning touchdown on the game's final play. Overtime games are not included but follow Cliffhangers.

| Date | Opponents, Score | Game-Winning Play |
|----------|---------------------------------------|---|
| 9-25-71 | Marshall 15, Xavier (Ohio) 13 | Terry Gardner 13 pass from Reggie Oliver |
| 10-9-71 | California 30, Oregon St. 27 | Steve Sweeney 7 pass from Jay Cruze |
| 10-23-71 | Washington St. 24, Stanford 23 | Don Sweet 27 FG |
| 11-6-71 | Kentucky 14, Vanderbilt 7 | Darryl Bishop 43 interception return |
| 11-4-72 | LSU 17, Mississippi 16 | Brad Davis 10 pass from Bert Jones (Rusty Jackson kick) |
| 11-18-72 | California 24, Stanford 21 | Steve Sweeney 7 pass from Vince Ferragamo |
| 9-15-73 | Lamar 21, Howard Payne 17 | Larry Spears 14 pass from Jabo Leonard |
| 9-22-73 | Hawaii 13, Fresno St. 10 | Reinhold Stuprich 29 FG |
| 11-17-73 | New Mexico 23, Wyoming 21 | Bob Berg 43 FG |
| 11-23-74 | Stanford 22, California 20 | Mike Langford 50 FG |
| 9-20-75 | Indiana St. 23, Southern Ill. 21 | Dave Vandercook 50 FG |
| 10-18-75 | Cal St. Fullerton 32, UC Riverside 31 | John Choukair 52 FG |
| 11-1-75 | Yale 16, Dartmouth 14 | Randy Carter 46 FG |
| 11-8-75 | West Virginia 17, Pittsburgh 14 | Bill McKenzie 38 FG |
| 11-8-75 | Stanford 13, Southern California 10 | Mike Langford 37 FG |
| 11-15-75 | North Carolina 17, Tulane 15 | Tom Biddle 40 FG |
| 11-6-76 | Eastern Mich. 30, Central Mich. 27 | Ken Duddal 38 FG |
| 9-30-78 | Virginia Tech 22, William & Mary 19 | Ron Zollicoffer 50 pass from David Lamie |
| 10-21-78 | Arkansas St. 6, McNeese St. 3 | Doug Dobbs 42 FG |
| 11-9-78 | San Jose St. 33, Pacific 31 | Rick Parma 5 pass from Ed Luther |
| 10-6-79 | Stanford 27, UCLA 24 | Ken Naber 56 FG |
| 10-20-79 | UNLV 43, Utah 41 | Todd Peterson 49 FG |
| 10-27-79 | Michigan 27, Indiana 21 | Anthony Carter 45 pass from John Wangler |
| 11-10-79 | Penn St. 9, North Carolina St. 7 | Herb Menhardt 54 FG |
| 11-17-79 | Air Force 30, Vanderbilt 29 | Andy Bark 14 pass from Dave Ziebart |

| Date | Opponents, Score | Game-Winning Play |
|-------------|--|---|
| 11-24-79 | Arizona 27, Arizona St. 24 | Brett Weber 27 FG |
| 9-13-80 | Southern California 20, Tennessee 17 | Eric Hipp 47 FG |
| 9-13-80 | Illinois 20, Michigan St. 17 | Mike Bass 38 FG |
| 9-20-80 | Notre Dame 29, Michigan 27 | Harry Oliver 51 FG |
| 9-27-80 | Tulane 26, Mississippi 24 | Vince Manalla 29 FG |
| 10-18-80 | Connecticut 18, Holy Cross 17 | Ken Miller 4 pass from Ken Sweitzer (Keith Hugger pass from Sweitzer) |
| 10-18-80 | Washington 27, Stanford 24 | Chuck Nelson 25 FG |
| 11-1-80 | Tulane 24, Kentucky 22 | Vince Manalla 22 FG |
| 11-15-80 | Florida 17, Kentucky 15 | Brian Clark 34 FG |
| 10-16-82 | Arizona 16, Notre Dame 13 | Max Zendejas 48 FG |
| 10-23-82 | Illinois 29, Wisconsin 28 | Mike Bass 46 FG |
| 11-20-82 | California 25, Stanford 20 | 57 (5 laterals) kickoff return involving, in order: Kevin Moen, Richard Rodgers, Dwight Garner, Rodgers, Mariet Ford and Moen |
| 10-8-83 | Iowa St. 38, Kansas 35 | Marc Bachrodt 47 FG |
| 10-29-83 | Bowling Green 15, Central Mich. 14 | Stan Hunter 8 pass from Brian McClure |
| 11-5-83 | Baylor 24, Arkansas 21 | Marty Jimmerson 24 FG |
| 11-12-83 | Pacific 30, San Jose St. 26 | Ron Woods 85 pass from Mike Pitz |
| 11-12-83 | Miami (Fla.) 17, Florida St. 16 | Jeff Davis 19 FG |
| 11-26-83 | Arizona 17, Arizona St. 15 | Max Zendejas 45 FG |
| 9-8-84 | La.-Lafayette 17, Louisiana Tech 16 | Patrick Broussard 21 FG |
| 9-15-84 | Syracuse 13, Northwestern 12 | Jim Tait 2 pass from Todd Norley (Don McAulay kick) |
| 10-13-84 | UCLA 27, Washington St. 24 | John Lee 47 FG |
| 11-17-84 | La.-Lafayette 18, Tulsa 17 | Patrick Broussard 45 FG |
| 11-17-84 | Temple 19, West Virginia 17 | Jim Cooper 36 FG |
| 11-23-84 | Boston College 47, Miami (Fla.) 45 | Gerard Phelan 48 pass from Doug Flutie |
| 9-14-85 | Clemson 20, Virginia Tech 17 | David Treadwell 36 FG |
| 9-14-85 | Oregon St. 23, California 20 | Jim Nielsen 20 FG |
| 9-14-85 | Utah 29, Hawaii 27 | Andre Guardi 19 FG |
| 9-21-85 | New Mexico St. 22, UTEP 20 | Andy Weiler 32 FG |
| 10-5-85 | Mississippi St. 31, Memphis 28 | Artie Cosby 54 FG |
| 10-5-85 | Illinois 31, Ohio St. 28 | Chris White 38 FG |
| 10-12-85 | Tulsa 37, Long Beach St. 35 | Jason Staurovsky 46 FG |
| 10-19-85 | Northwestern 17, Wisconsin 14 | John Duvic 42 FG |
| 10-19-85 | Iowa 12, Michigan 10 | Rob Houghtlin 29 FG |
| 10-19-85 | Utah 39, San Diego St. 37 | Andre Guardi 42 FG |
| 11-30-85 | Alabama 25, Auburn 23 | Van Tiffin 52 FG |
| 9-13-86 | Oregon 32, Colorado 30 | Matt MacLeod 35 FG |
| 9-13-86 | Wyoming 23, Pacific 20 | Greg Worker 38 FG |
| 9-20-86 | Clemson 31, Georgia 28 | David Treadwell 46 FG |
| 9-20-86 | Southern California 17, Baylor 14 | Don Shafer 32 FG |
| 10-18-86 | Michigan 20, Iowa 17 | Mike Gillette 34 FG |
| 10-25-86 | Syracuse 27, Temple 24 | Tim Vesling 32 FG |
| 11-1-86 | North Carolina St. 23, South Carolina 22 | Danny Peebles 33 pass from Erik Kramer |
| 11-1-86 | North Carolina 32, Maryland 30 | Lee Gliarmis 28 FG |
| 11-8-86 | Southern Miss. 23, East Caro. 21 | Rex Banks 31 FG |
| 11-15-86 | Minnesota 20, Michigan 17 | Chip Lohmiller 30 FG |
| 11-29-86 | Notre Dame 38, Southern California 37 | John Carney 19 FG |
| 9-12-87 | Youngstown St. 20, Bowling Green 17 | John Dowling 36 FG |
| 9-19-87 | Utah 31, Wisconsin 28 | Scott Lieber 39 FG |
| 10-10-87 | Marshall 34, Louisville 31 | Keith Baxter 31 pass from Tony Petersen |
| 10-17-87 | Texas 16, Arkansas 14 | Tony Jones 18 pass from Bret Stafford |
| 11-12-88 | New Mexico 24, Colorado St. 23 | Tony Jones 28 pass from Jeremy Leach |
| 9-16-89 | SMU 31, Connecticut 30 | Mike Bowen 4 pass from Mike Romo |
| 9-30-89 | Kansas St. 20, North Texas 17 | Frank Hernandez 12 pass from Carl Straw |
| 10-7-89 | Florida 16, LSU 13 | Arden Czyzewski 41 FG |
| 10-14-89 | Southern Miss. 16, Louisville 10 | Darryl Tillman 79 pass from Brett Favre |
| 10-28-89 | Virginia 16, Louisville 15 | Jake McInerney 37 FG |
| 11-4-89 | Toledo 19, Western Mich. 18 | Romauldo Brown 9 pass from Kevin Meger |
| 11-4-89 | Northern Ill. 23, La.-Lafayette 20 | Stacey Robinson 7 run |
| 9-8-90 | Utah 35, Minnesota 29 | Lavon Edwards 91 run of blocked FG |
| 9-29-90 | North Carolina St. 12, North Carolina 9 | Damon Hartman 56 FG |
| 10-6-90 | Colorado 33, Missouri 31 | Charles S. Johnson 1 run |
| 10-20-90 | Alabama 9, Tennessee 6 | Philip Doyle 47 FG |
| 11-3-90 | Southern Miss. 14, La.-Lafayette 13 | Michael Welch 11 pass from Brett Favre (Jim Taylor kick) |
| 11-10-90 | Ohio St. 27, Iowa 26 | Bobby Olive 3 pass from Greg Frey |
| 11-17-90 | Stanford 27, California 25 | John Hopkins 39 FG |
| 11-24-90 | Michigan 16, Ohio St. 13 | J. D. Carlson 37 FG |
| 9-7-91 | Central Mich. 27, La.-Lafayette 24 | L. J. Muddy 2 pass from Jeff Bender |
| 9-21-91 | California 23, Arizona 21 | Doug Brien 33 FG |
| 9-21-91 | Georgia Tech 24, Virginia 21 | Scott Sisson 33 FG |
| 9-21-91 | Louisiana Tech 17, Eastern Mich. 14 | Chris Bonoil 54 FG |
| 10-12-91 | Ball St. 10, Eastern Mich. 8 | Kenny Stucker 41 FG |
| 11-2-91 | Kentucky 20, Cincinnati 17 | Doug Pelphrey 53 FG |
| 11-2-91 | Tulsa 13, Southern Miss. 10 | Eric Lange 24 FG |
| 9-5-92 | Louisiana Tech 10, Baylor 9 | Chris Bonoil 30 FG |
| 9-19-92 | Miami (Ohio) 17, Cincinnati 14 | Chad Seitz 21 FG |
| 9-19-92 | Southern Miss. 16, Louisiana Tech 13 | Johnny Lomoro 46 FG |
| 10-3-92 | Texas A&M 19, Texas Tech 17 | Terry Venetoulis 21 FG |
| 10-3-92 | Georgia Tech 16, North Carolina St. 13 | Scott Sisson 29 FG |
| 10-3-92 | San Jose St. 26, Wyoming 24 | Joe Nedney 60 FG |
| 10-24-92 | Maryland 27, Duke 25 | Marcus Badgett 38 pass from John Kaleo |
| 10-31-92 | Rutgers 50, Virginia Tech 49 | Chris Brantley 15 pass from Bryan Fortay |
| 11-14-92 | UCLA 9, Oregon 6 | Louis Perez 40 FG |

| Date | Opponents, Score | Game-Winning Play |
|----------|---------------------------------------|---|
| 10-2-93 | Tulane 27, Navy 25 | Bart Baldwin 43 FG |
| 10-9-93 | Ball St. 31, Toledo 30 | Eric McCray 6 pass from Mike Neu (Matt Swart kick) |
| 10-9-93 | North Carolina St. 36, Texas Tech 34 | Gary Downs 11 pass from Robert Hinton |
| 10-16-93 | Arizona 27, Stanford 24 | Steve McLaughlin 27 FG |
| 10-30-93 | Missouri 37, Iowa St. 34 | Kyle Pooler 40 FG |
| 11-20-93 | Maryland 33, Wake Forest 32 | Russ Weaver 8 pass from Scott Milanovich (John Milligan kick) |
| 11-20-93 | Boston College 41, Notre Dame 39 | David Gordon 41 FG |
| 11-20-93 | Arkansas St. 23, Nevada 21 | Reginald Murphy 30 pass from Johnny Covington |
| 9-10-94 | Tulane 15, Rice 13 | Bart Baldwin 47 FG |
| 9-10-94 | San Diego St. 22, California 20 | Peter Holt 32 FG |
| 9-24-94 | Colorado 27, Michigan 26 | Michael Westbrook 64 pass from Kordell Stewart |
| 10-22-94 | Central Mich. 32, Miami (Ohio) 30 | Terrance McMillan 19 pass from Erik Timpf |
| 10-22-94 | Army 25, Citadel 24 | Kurt Heiss 24 FG |
| 11-19-94 | Eastern Mich. 40, Toledo 37 | Ontario Pryor 16 pass from Charlie Batch |
| 9-16-95 | Miami (Ohio) 30, Northwestern 28 | Chad Seitz 20 FG |
| 8-26-95 | Michigan 18, Virginia 17 | Mercury Hayes 15 pass from Scott Dreisbach |
| 9-9-95 | Kansas St. 23, Cincinnati 21 | Kevin Lockett 22 pass from Matt Miller |
| 10-21-95 | Texas 17, Virginia 16 | Phil Dawson 50 FG |
| 10-28-95 | East Caro. 36, Southern Miss. 34 | Chad Holcomb 29 FG |
| 8-31-96 | Boston College 24, Hawaii 21 | John Matich 42 FG |
| 9-7-96 | Arizona St. 45, Washington 42 | Robert Nycz 38 FG |
| 9-7-96 | Air Force 20, Notre Dame 17 | Dallas Thompson 27 FG |
| 9-21-96 | Notre Dame 27, Texas 24 | Jim Sanson 39 FG |
| 9-21-96 | Navy 19, SMU 17 | Tom Vanderhorst 38 FG |
| 10-12-96 | Louisville 23, Tulane 20 | David Akers 39 FG |
| 9-13-97 | Toledo 38, Eastern Mich. 35 | Chris Merrick 24 FG |
| 9-27-97 | Colorado 20, Wyoming 19 | Jeremy Aldrich 18 FG |
| 9-5-98 | Tennessee 34, Syracuse 33 | Jeff Hall 27 FG |
| 9-5-98 | Minnesota 17, Arkansas St. 14 | Adam Bailey 17 FG |
| 9-19-98 | Marshall 24, South Carolina 21 | Billy Malashevich 37 FG |
| 9-19-98 | Stanford 37, North Carolina 34 | Kevin Miller 20 FG |
| 10-17-98 | Kentucky 39, LSU 36 | Seth Hanson 33 FG |
| 11-14-98 | Akron 24, Eastern Mich. 21 | Zac Derr 26 FG |
| 11-14-98 | Syracuse 28, Virginia Tech 26 | Stephen Brominski 13 pass from Donovan McNabb |
| 11-22-98 | Toledo 17, Central Mich. 14 | Todd France 29 FG |
| 9-11-99 | UNLV 27, Baylor 24 | Kevin Thomas 100 fumble return |
| 9-25-99 | Western Mich. 24, Northern Ill. 21 | Brad Selent 37 FG |
| 9-25-99 | Arizona 30, Washington St. 24 | Bobby Wade 42 pass from Keith Smith |
| 10-30-99 | Texas 44, Iowa St. 41 | Kris Stockton 18 FG |
| 11-6-99 | Minnesota 24, Penn St. 23 | Dan Nystrom 32 FG |
| 11-6-99 | Virginia Tech 22, West Virginia 20 | Shayne Graham 44 FG |
| 11-27-99 | Stanford 40, Notre Dame 37 | Mike Biselli 22 FG |
| 9-16-00 | Notre Dame 23, Purdue 21 | Nick Setta 38 FG |
| 9-16-00 | Arizona St. 13, Colorado St. 10 | Mike Barth 41 FG |
| 10-28-00 | Northwestern 41, Minnesota 35 | Sam Simmons 45 pass from Zak Kustok |
| 11-24-00 | Nebraska 34, Colorado 32 | Josh Brown 29 FG |
| 8-30-01 | Akron 31, Ohio 29 | Zac Derr 38 FG |
| 9-29-01 | Northwestern 27, Michigan St. 26 | David Wasielewski 47 FG |
| 10-6-01 | Washington 27, Southern California 24 | John Anderson 32 FG |
| 10-13-01 | Miami (Ohio) 30, Akron 27 | Eddie Tillitz 70 pass from Ben Roethlisberger |
| 10-27-01 | Washington 33, Arizona St. 31 | John Anderson 30 FG |
| 11-3-01 | Michigan St. 23, Michigan 21 | T.J. Duckett 2 pass from Jeff Smoker |
| 11-17-01 | New Mexico St. 49, La.-Lafayette 46 | Dario Aquiniga 29 FG |
| 10-12-02 | New Mexico St. 31, La.-Lafayette 28 | Dario Aquiniga 41 FG |
| 11-9-02 | LSU 33, Kentucky 30 | Devery Henderson 75 pass from Marcus Randall |
| 11-8-03 | Minnesota 37, Wisconsin 34 | Rhyl Lloyd 35 FG |

"CARDIAC SEASONS"

(From 1937; Won-Lost Record in Parentheses)

Games Decided by Two Points or Less

- 6—Kansas, 1973 (3-2-1): Tennessee 27-28, Nebraska 9-10, Iowa St. 22-20, Oklahoma St. 10-10, Colorado 17-15, Missouri 14-13 (season record: 7-3-1)
- 5—Illinois, 1992 (2-2-1): Minnesota 17-18, Ohio St. 18-16, Northwestern 26-27, Wisconsin 13-12, Michigan 22-22 (season record: 6-4-1)
- 5—Columbia, 1971 (4-1-0): Princeton 22-20, Harvard 19-21, Yale 15-14, Rutgers 17-16, Dartmouth 31-29 (season record: 6-3-0)
- 5—Missouri, 1957 (2-2-1): Vanderbilt 7-7, SMU 7-6, Nebraska 14-13, Kansas St. 21-23, Kansas 7-9 (season record: 5-4-1)

Games Decided by Three Points or Less

- 7—Bowling Green, 1980 (2-5-0): Ohio 20-21, Ball St. 24-21, Western Mich. 17-14, Kentucky 20-21, Long Beach St. 21-23, Eastern Mich. 16-18, Richmond 17-20 (season record: 4-7-0)
- 7—Columbia, 1971 (4-3-0): Lafayette 0-3, Princeton 22-20, Harvard 19-21, Yale 15-14, Rutgers 17-16, Cornell 21-24, Dartmouth 31-29 (season record: 6-3-0)
- 6—Illinois, 1992 (3-2-1): Minnesota 17-18, Ohio St. 18-16, Northwestern 26-27, Wisconsin 13-12, Purdue 20-17, Michigan 22-22 (season record: 6-4-1)
- 6—Central Mich., 1991 (2-0-4): Ohio 17-17, La.-Lafayette 27-24, Akron 31-29, Toledo 16-16, Miami (Ohio) 10-10, Eastern Mich. 14-14 (season record: 6-1-4)
- 6—Kansas, 1973 (3-2-1): Tennessee 27-28, Nebraska 9-10, Iowa St. 22-20, Oklahoma St. 10-10, Colorado 17-15, Missouri 14-13 (season record: 7-3-1)
- 6—Air Force, 1967 (2-2-2): Oklahoma St. 0-0, California 12-14, North Carolina 10-8, Tulane 13-10, Colorado St. 17-17, Army 7-10 (season record: 2-6-2)
- 6—Missouri, 1957 (3-2-1): Vanderbilt 7-7, SMU 7-6, Nebraska 14-13, Colorado 9-6, Kansas St. 21-23, Kansas 7-9 (season record: 5-4-1)

Overtime Games

In 1981, the NCAA Football Rules Committee approved an overtime tiebreaker system to decide a tie game for the purpose of determining a conference champion in regular-season play. In 1996, the tiebreaker became mandatory in all games tied after four periods.

2005 Division I-A Overtime Games

| Date | Winner's Division | Winner's Conference | Score (Loser's Conf.) | Number of OT Periods |
|----------|-------------------|---------------------|--|----------------------|
| Sept. 3 | I-A | Big Ten | Illinois 33, Rutgers (Big East) 30 | 1 |
| Sept. 9 | I-A | Mid-American | Ohio 16, Pittsburgh (Big East) 10 | 1 |
| Sept. 15 | I-A | Mountain West | TCU 23, Utah (Mountain West) 20 | 1 |
| Sept. 16 | I-A | Conference USA | UTEP 44, Houston (Conference USA) 41 | 2 |
| Sept. 17 | I-A | Atlantic Coast | Miami (Fla.) 36, Clemson (Atlantic Coast) 30 | 3 |
| Sept. 17 | I-A | Big Ten | Michigan St. 44, Notre Dame (Independent) 41 | 1 |
| Sept. 24 | I-A | Atlantic Coast | Boston College 16, Clemson (Atlantic Coast) 13 | 1 |
| Sept. 24 | I-A | Big Ten | Minnesota 42, Purdue (Big Ten) 35 | 2 |
| Sept. 24 | I-A | Conference USA | Tulsa 37, Memphis (Conference USA) 31 | 1 |
| Sept. 24 | I-A | Mid-American | Akron 48, Northern Ill. (Mid-American) 42 | 1 |
| Sept. 24 | I-A | Mid-American | Eastern Mich. 23, Central Mich. (Mid-American) 20 | 1 |
| Sept. 24 | I-A | Mountain West | TCU 51, Brigham Young (Mountain West) 50 | 1 |
| Sept. 26 | I-A | Southeastern | Tennessee 30, LSU (Southeastern) 27 | 1 |
| Oct. 1 | I-A | Big Ten | Michigan 34, Michigan St. (Big Ten) 31 | 1 |
| Oct. 1 | I-A | Big 12 | Nebraska 27, Iowa St. (Big 12) 20 | 1 |
| Oct. 1 | I-A | Big 12 | Texas A&M 16, Baylor (Big 12) 13 | 1 |
| Oct. 1 | I-A | Conference USA | Marshall 16, SMU (Conference USA) 13 | 1 |
| Oct. 8 | I-A | Mid-American | Ball St. 60, Western Mich. (Mid-American) 57 | 5 |
| Oct. 15 | I-A | Big East | West Virginia 46, Louisville (Big East) 44 | 3 |
| Oct. 15 | I-A | Big 12 | Missouri 27, Iowa St. (Big 12) 24 | 1 |
| Oct. 15 | I-A | Pacific-10 | UCLA 44, Washington St. (Pacific-10) 41 | 1 |
| Oct. 22 | I-A | Big Ten | Michigan 23, Iowa (Big Ten) 20 | 1 |
| Oct. 22 | I-A | Big 12 | Oklahoma 37, Baylor (Big 12) 30 | 2 |
| Oct. 22 | I-A | Southeastern | LSU 20, Auburn (Southeastern) 17 | 1 |
| Oct. 22 | I-A | Sun Belt | Arkansas St. 3, Fla. Atlantic (Sun Belt) 0 | 1 |
| Oct. 29 | I-A | Pacific-10 | UCLA 30, Stanford (Pacific-10) 27 | 1 |
| Oct. 29 | I-A | Sun Belt | La-Lafayette 31, Troy (Sun Belt) 28 | 1 |
| Oct. 29 | I-A | Western Athletic | Idaho 38, New Mexico St. (Western Athletic) 37 | 1 |
| Nov. 5 | I-A | Pacific-10 | Oregon 27, California (Pacific-10) 20 | 1 |
| Nov. 5 | I-A | Southeastern | Florida 49, Vanderbilt (Southeastern) 42 | 2 |
| Nov. 8 | I-A | Conference USA | Southern Miss. 27, Marshall (Conference USA) 24 | 1 |
| Nov. 12 | I-A | Atlantic Coast | Maryland 33, North Carolina (Atlantic Coast) 30 | 1 |
| Nov. 12 | I-A | Southeastern | LSU 16, Alabama (Southeastern) 13 | 1 |
| Nov. 19 | I-A | Mid-American | Central Mich. 31, Ball St. (Mid-American) 24 | 1 |
| Nov. 19 | I-A | Mountain West | Utah 41, Brigham Young (Mountain West) 34 | 1 |
| Nov. 22 | I-A | Mid-American | Toledo 44, Bowling Green (Mid-American) 41 | 2 |
| Nov. 26 | I-A | Big 12 | Kansas 24, Iowa St. (Big 12) 21 | 1 |
| Dec. 24 | I-A | Western Athletic | Nevada 49, UCF (Conference USA) 48 (Hawaii Bowl) | 1 |
| Jan. 3 | I-A | Big Ten | Penn St. 26, Florida St. (Atlantic Coast) 23 (Fiesta Bowl) | 3 |

Note: 39 games with 54 extra periods (30 with one extra period, five with two extra periods, three with three extra periods, one with five extra periods) for an average of 1.38 extra periods per overtime game.

All-Time Division I-A Won-Lost Records in Overtime Games 1996-05

| Team | 1996 | 1997 | 1998 | 1999 | 2000 | 2001 | 2002 | 2003 | 2004 | 2005 | Overall W-L |
|----------------|------|------|------|------|------|------|------|------|------|------|-------------|
| Air Force | 2-0 | 1-0 | — | — | 0-1 | — | 1-0 | 0-1 | — | — | 4-2 |
| Akron | — | — | — | — | — | 1-0 | — | — | — | 1-0 | 2-0 |
| Alabama | — | 0-1 | 1-0 | 1-1 | — | — | — | 0-2 | — | 0-1 | 2-5 |
| UAB | — | — | 0-1 | 1-0 | 0-1 | — | — | — | — | — | 1-2 |
| Arizona | 0-1 | 1-1 | — | — | 1-0 | — | — | 0-1 | — | — | 2-3 |
| Arizona St. | 1-0 | — | 1-0 | — | 1-2 | — | — | — | — | — | 3-2 |
| Arkansas | 1-0 | — | — | — | 1-0 | 1-0 | 0-1 | 2-0 | — | — | 5-1 |
| Arkansas St. | — | — | 1-0 | 0-1 | 0-2 | — | — | — | — | 1-0 | 2-3 |
| Army | — | — | — | 1-0 | — | — | — | — | — | — | 1-0 |
| Auburn | 0-1 | — | — | 0-1 | 1-0 | 1-0 | 1-1 | — | — | 0-1 | 3-4 |
| Ball St. | 1-0 | 1-0 | — | — | — | — | 1-0 | — | 0-1 | 1-1 | 4-2 |
| Baylor | 0-1 | — | — | 0-1 | — | 1-0 | — | — | 1-0 | 0-2 | 2-4 |
| Boise St. | — | 1-0 | 0-1 | — | — | — | — | — | 1-0 | — | 2-1 |
| Boston College | — | 0-1 | — | 1-0 | — | — | 0-1 | — | 0-1 | 1-0 | 2-3 |
| Bowling Green | 0-1 | — | — | 1-0 | — | — | 1-0 | — | — | 0-1 | 2-2 |
| Brigham Young | 1-0 | 1-0 | — | 1-0 | 1-0 | — | — | 1-0 | — | 0-2 | 5-2 |
| Buffalo | — | — | — | — | 1-0 | — | — | — | — | — | 1-0 |
| California | 2-0 | 0-1 | — | — | 1-1 | — | — | 1-1 | — | 0-1 | 4-4 |
| UCF | — | 0-1 | — | 0-1 | — | — | — | — | 0-1 | 0-1 | 0-4 |
| Central Mich. | — | 0-1 | 1-0 | — | 0-1 | — | — | — | 1-1 | 1-1 | 3-4 |
| Cincinnati | 1-0 | 1-1 | — | 0-1 | 1-1 | — | 1-0 | 1-1 | — | — | 5-4 |
| Clemson | — | 1-0 | — | — | — | 1-0 | — | 1-0 | 2-0 | 0-2 | 5-2 |
| Colorado | — | — | — | 1-1 | — | — | 1-1 | 1-0 | 0-1 | — | 3-3 |
| Colorado St. | — | — | — | — | — | 0-1 | — | — | — | — | 0-1 |
| Connecticut | * | * | * | * | * | * | 0-1 | 1-0 | — | — | 1-1 |

| Team | 1996 | 1997 | 1998 | 1999 | 2000 | 2001 | 2002 | 2003 | 2004 | 2005 | Overall W-L |
|---------------------|------|------|------|------|------|------|------|------|------|------|----------------|
| Duke | — | 0-1 | 0-1 | 1-2 | — | — | — | 1-0 | — | — | 2-4 |
| East Caro. | — | — | — | — | — | 0-1 | 1-0 | 0-1 | — | — | 1-2 |
| Eastern Mich. | — | — | 0-1 | 0-1 | — | 0-1 | 1-0 | — | 1-0 | 1-0 | 3-3 |
| Florida | — | — | 0-1 | 0-1 | — | — | 1-0 | — | — | 1-0 | 2-2 |
| Fla. Atlantic | * | * | * | * | * | * | * | * | 1-0 | 0-1 | 1-1 |
| Florida Int'l | * | * | * | * | * | * | * | * | * | — | — |
| Florida St. | — | — | — | — | — | — | 0-1 | 1-0 | 0-1 | 0-1 | 1-3 |
| Fresno St. | 0-2 | 0-1 | — | 2-1 | — | 1-0 | — | — | 1-0 | — | 4-4 |
| Georgia | 1-0 | — | — | 1-1 | 0-1 | — | — | 1-0 | — | — | 3-2 |
| Georgia Tech. | — | — | — | 2-0 | 0-1 | 0-2 | — | 1-0 | — | — | 3-3 |
| Hawaii | — | 0-1 | — | 1-0 | — | 1-0 | — | 1-0 | 0-1 | — | 3-2 |
| Houston | 2-0 | 1-0 | — | — | 1-1 | — | 0-1 | 0-1 | 0-1 | 0-1 | 4-5 |
| Idaho | — | 0-1 | 1-0 | 1-0 | 1-0 | 0-1 | — | 0-1 | — | 1-0 | 4-3 |
| Illinois | 1-0 | — | — | 0-1 | — | — | 1-1 | — | 0-1 | 1-0 | 3-3 |
| Indiana | 0-1 | — | 0-1 | 1-0 | — | — | — | 0-1 | 0-1 | — | 1-4 |
| Iowa | — | — | — | — | 1-0 | — | 1-0 | — | — | 0-1 | 2-1 |
| Iowa St. | 0-1 | — | — | — | — | — | — | — | 0-1 | 0-3 | 0-5 |
| Kansas | — | — | 1-0 | — | — | 1-0 | — | 0-1 | — | 1-0 | 3-1 |
| Kansas St. | — | — | 0-1 | — | — | — | — | — | — | — | 0-1 |
| Kent St. | — | — | — | — | 1-1 | — | — | 0-1 | — | — | 1-2 |
| Kentucky | — | 1-0 | — | — | 0-1 | — | — | 0-1 | — | — | 1-2 |
| La.-Lafayette | — | 0-2 | — | — | 0-1 | — | — | 1-0 | — | 1-0 | 2-3 |
| La.-Monroe | 1-0 | 2-0 | — | — | — | — | 1-0 | — | — | — | 4-0 |
| LSU | — | — | 0-1 | — | 2-0 | — | — | — | 1-0 | 2-1 | 5-2 |
| Louisiana Tech. | — | — | — | — | 0-1 | 1-1 | — | — | — | — | 1-2 |
| Louisville | — | — | — | 0-1 | 1-0 | — | 2-0 | 0-1 | — | 0-1 | 3-3 |
| Marshall | — | — | — | — | — | 1-0 | — | — | — | 1-1 | 2-1 |
| Maryland | — | — | — | — | 1-0 | 1-0 | — | 0-1 | 0-1 | 1-0 | 3-2 |
| Memphis | — | — | — | — | 0-2 | — | — | — | — | 0-1 | 0-3 |
| Miami (Fla.) | — | 1-0 | 0-1 | — | — | — | 0-1 | — | 1-1 | 1-0 | 3-3 |
| Miami (Ohio) | 0-1 | 0-1 | — | — | — | — | — | — | — | — | 0-2 |
| Michigan | — | — | — | 1-0 | — | — | 1-0 | — | 1-0 | 2-0 | 5-0 |
| Michigan St. | — | — | 1-0 | — | — | — | — | — | 0-1 | 1-1 | 2-2 |
| Middle Tenn. | — | — | — | — | 1-0 | — | — | 1-2 | — | — | 2-2 |
| Minnesota | — | — | — | 0-1 | — | 0-1 | — | — | — | 1-0 | 1-2 |
| Mississippi | — | 1-0 | 2-1 | 1-1 | 1-0 | 0-1 | — | — | 1-0 | — | 6-3 |
| Mississippi St. | 0-1 | — | — | — | 1-2 | — | — | — | — | — | 1-3 |
| Missouri | 2-0 | 1-1 | — | 0-1 | — | 1-0 | 1-1 | 1-0 | 1-0 | 1-0 | 8-3 |
| Navy | — | — | — | — | — | — | — | — | — | — | 0-0 |
| Nebraska | — | 1-0 | — | 1-0 | 1-0 | — | — | — | — | 1-0 | 4-0 |
| Nevada | — | — | — | — | — | 0-1 | — | — | 1-0 | 1-0 | 2-1 |
| UNLV | — | 0-2 | 0-1 | — | 0-1 | — | 1-0 | 0-1 | 0-1 | — | 1-6 |
| New Mexico | — | — | 1-1 | — | — | 0-1 | 1-2 | — | — | — | 2-4 |
| New Mexico St. | — | 0-1 | 0-2 | — | 1-1 | — | — | — | — | 0-1 | 1-5 |
| North Carolina | — | — | 1-0 | 0-1 | — | — | — | 0-1 | — | 0-1 | 1-3 |
| North Carolina St. | — | 1-0 | 0-1 | 1-0 | 2-1 | — | 1-0 | 0-2 | 1-0 | — | 6-4 |
| North Texas | — | — | — | — | — | — | — | — | — | — | 0-0 |
| Northern Ill. | — | — | — | — | — | — | 1-0 | 2-0 | 1-0 | 0-1 | 4-1 |
| Northwestern | — | — | — | 1-0 | 1-0 | — | — | 1-0 | 3-1 | — | 6-1 |
| Notre Dame | 0-2 | — | — | — | 1-1 | — | — | 1-0 | — | 0-1 | 2-4 |
| Ohio | 0-1 | — | — | — | — | — | — | 0-1 | 1-0 | 1-0 | 2-2 |
| Ohio St. | — | — | — | — | — | — | 2-0 | 2-0 | 0-1 | — | 4-1 |
| Oklahoma | 1-0 | — | — | — | — | — | — | — | — | 1-0 | 2-0 |
| Oklahoma St. | 1-1 | 0-2 | — | — | — | 0-1 | — | — | — | — | 1-4 |
| Oregon | 1-1 | 1-0 | 0-2 | 1-0 | — | 2-0 | — | — | — | 1-0 | 6-3 |
| Oregon St. | 0-1 | — | 1-0 | — | — | 0-1 | — | — | 0-1 | — | 1-3 |
| Penn. St. | — | — | — | — | 0-1 | — | 0-2 | — | — | 1-0 | 1-3 |
| Pittsburgh | 0-1 | 2-0 | — | — | 0-1 | — | 1-0 | — | 2-1 | 0-1 | 5-4 |
| Purdue | — | — | — | 0-1 | 1-0 | 1-0 | 0-1 | 0-2 | — | 0-1 | 2-5 |
| Rice | — | — | 1-0 | — | 1-0 | 1-1 | — | 0-1 | 0-1 | — | 3-3 |
| Rutgers | — | 0-1 | — | 1-0 | 0-1 | — | — | — | — | 0-1 | 1-3 |
| San Diego St. | — | 1-1 | 2-0 | — | — | — | — | — | — | — | 3-1 |
| San Jose St. | — | 1-0 | — | — | — | — | — | — | 0-1 | — | 1-1 |
| South Carolina | — | — | — | — | — | — | — | 0-1 | — | — | 0-1 |
| South Fla. | — | — | — | — | — | — | — | 3-0 | 1-0 | — | 4-0 |
| Southern California | 1-2 | — | — | 0-1 | 1-0 | 1-0 | 0-1 | 0-1 | — | — | 3-5 |
| SMU | — | 0-1 | 0-2 | — | — | 0-1 | — | — | 1-0 | 0-1 | 1-5 |
| Southern Miss. | 0-1 | — | — | — | 1-0 | — | 0-1 | — | 1-0 | 1-0 | 3-2 |
| Stanford | 1-0 | — | 0-1 | — | 1-0 | — | — | — | — | 0-1 | 2-2 |
| Syracuse | — | 0-1 | — | 0-1 | 1-0 | — | 1-1 | 1-0 | 1-0 | — | 4-3 |
| Temple | — | — | — | — | — | — | — | 0-3 | — | — | 0-3 |
| Tennessee | — | — | 1-0 | — | 0-1 | — | 1-0 | 2-0 | — | 1-0 | 5-1 |
| Texas | 0-1 | — | — | — | — | — | — | — | — | — | 0-1 |
| UTEP | — | — | 0-1 | 0-1 | — | — | — | — | 1-0 | 1-0 | 2-2 |
| Texas A&M | — | 1-0 | 1-0 | — | 0-1 | — | 0-2 | — | 2-1 | 1-0 | 5-4 |
| TCU | — | — | 1-0 | 0-1 | — | 0-1 | 0-1 | 1-0 | 1-1 | 2-0 | 5-4 |
| Texas Tech. | — | — | — | — | — | 0-1 | 1-1 | — | 0-1 | — | 1-3 |
| Toledo | 1-0 | — | — | — | — | — | — | — | — | 1-0 | 2-0 |
| Troy | * | * | * | * | * | * | 0-1 | — | — | 0-1 | 0-2 |
| Tulane | — | — | — | — | — | — | — | 1-0 | — | — | 1-0 |
| Tulsa | — | — | — | — | — | — | — | — | 0-2 | 1-0 | 1-2 |
| UCLA | 1-0 | — | 1-0 | 1-0 | 0-1 | — | — | 1-0 | — | 2-0 | 6-1 |
| Utah | — | — | 1-1 | — | — | — | 0-1 | 1-0 | — | 1-1 | 3-3 |

| Team | 1996 | 1997 | 1998 | 1999 | 2000 | 2001 | 2002 | 2003 | 2004 | 2005 | Overall W-L |
|-------------------------|--------------|--------------|--------------|--------------|--------------|--------------|--------------|--------------|--------------|--------------|----------------|
| Utah St. | — | — | 1-1 | 0-1 | — | 0-1 | 2-1 | — | — | — | 3-4 |
| Vanderbilt..... | — | — | 1-1 | — | — | — | — | 0-1 | 0-1 | 0-1 | 1-4 |
| Virginia..... | — | — | — | 0-1 | 0-1 | — | — | 0-1 | 0-1 | — | 0-4 |
| Virginia Tech..... | — | — | 1-0 | 1-0 | — | — | 0-1 | 1-0 | — | — | 3-1 |
| Wake Forest..... | — | — | — | — | — | — | 0-1 | — | 0-2 | — | 0-3 |
| Washington..... | 1-0 | — | — | 0-1 | — | — | 1-0 | — | — | — | 2-1 |
| Washington St. | 0-1 | 1-0 | — | — | 0-3 | — | 1-1 | 0-1 | — | 0-1 | 2-7 |
| West Virginia..... | — | 0-1 | — | — | 1-0 | — | — | — | 1-0 | 1-0 | 3-1 |
| Western Mich. | 1-1 | — | — | 1-0 | — | — | 0-1 | — | 0-1 | 0-1 | 2-4 |
| Wisconsin..... | — | — | — | 1-0 | 1-2 | — | 1-0 | — | — | — | 3-2 |
| Wyoming..... | 1-1 | — | 1-0 | — | — | — | 0-1 | — | 1-0 | — | 3-2 |
| I-AA, II Opponents..... | 0-2 | 2-0 | — | — | — | 2-1 | 0-1 | 1-1 | 0-1 | — | 5-6 |
| Totals | 26-26 | 25-25 | 24-24 | 27-27 | 36-36 | 18-18 | 31-31 | 34-34 | 32-32 | 39-39 | 292-292 |

*Not a Division I-A member at the time.

BY CONFERENCE

| Conference | 1996 | 1997 | 1998 | 1999 | 2000 | 2001 | 2002 | 2003 | 2004 | 2005 | Overall W-L |
|-------------------------|--------------|--------------|--------------|--------------|--------------|--------------|--------------|--------------|--------------|--------------|----------------|
| Atlantic Coast..... | — | 2-1 | 1-2 | 3-4 | 3-3 | 2-2 | 1-2 | 4-5 | 4-7 | 3-4 | 23-30 |
| Big East..... | 0-1 | 3-4 | 1-2 | 2-1 | 2-2 | — | 2-4 | 2-3 | 4-2 | 1-3 | 17-22 |
| Big Ten..... | 1-1 | — | 1-1 | 4-3 | 4-3 | 1-1 | 6-4 | 3-3 | 4-5 | 6-3 | 30-24 |
| Big 12..... | 4-4 | 3-3 | 2-1 | 2-3 | 1-1 | 3-2 | 3-5 | 2-1 | 4-4 | 5-5 | 29-29 |
| Big West..... | — | 1-2 | 3-4 | 1-2 | 2-3 | — | — | — | — | — | 7-11 |
| Conference USA..... | 3-1 | 2-1 | — | 2-2 | 4-5 | 0-2 | 4-3 | 6-4 | 3-2 | 4-5 | 28-25 |
| Mid-American..... | 3-4 | 1-2 | 1-0 | 2-1 | 2-2 | 2-1 | 4-1 | 2-2 | 4-4 | 6-5 | 27-22 |
| Mountain West..... | — | — | — | 1-0 | 1-2 | 0-2 | 3-4 | 2-2 | 1-1 | 3-3 | 11-14 |
| Pacific-10..... | 8-6 | 3-2 | 3-3 | 2-2 | 7-7 | 1-1 | 2-2 | 2-4 | 0-1 | 3-3 | 31-31 |
| Southeastern..... | 2-2 | 2-1 | 5-4 | 5-5 | 6-5 | 2-1 | 3-2 | 5-5 | 2-0 | 4-4 | 36-29 |
| Sun Belt..... | — | — | — | — | — | 0-1 | 1-0 | 2-3 | — | 2-2 | 5-6 |
| Western Athletic..... | 4-3 | 4-6 | 7-6 | 3-3 | 1-0 | 5-4 | — | 1-1 | 5-5 | 2-1 | 32-29 |
| I-A Independents..... | 1-2 | 2-3 | 0-1 | 0-1 | 2-3 | — | 2-3 | 2-0 | 1-0 | 0-1 | 10-14 |
| I-AA, II Opponents..... | 0-2 | 2-0 | — | — | 1-0 | 2-1 | 0-1 | 1-1 | 0-1 | — | 6-6 |
| Totals | 26-26 | 25-25 | 24-24 | 27-27 | 36-36 | 18-18 | 31-31 | 34-34 | 32-32 | 39-39 | 292-292 |

Division I-A Stadiums

LISTED ALPHABETICALLY BY SCHOOL

| School | Stadium | Conference | Year Built | Cap. | Surface* (Year) |
|---------------------|------------------------|------------------|------------|--------|---------------------|
| Air Force..... | Falcon | Mountain West | 1962 | 52,480 | Grass |
| Akron..... | ^Rubber Bowl | Mid-American-E | 1940 | 35,202 | AstroTurf (94) |
| Alabama..... | Bryant-Denny | Southeastern-W | 1929 | 83,818 | PAT (S91) |
| UAB..... | ^Legion Field | Conference USA | 1927 | 83,091 | Grass (S95) |
| Arizona..... | Arizona | Pacific-10 | 1928 | 57,803 | Grass |
| Arizona St..... | Sun Devil | Pacific-10 | 1959 | 73,656 | Grass |
| Arkansas..... | Razorback | Southeastern-W | 1938 | 72,000 | Grass (S95) |
| Arkansas St..... | Indian | Sun Belt | 1974 | 33,410 | Grass |
| Army..... | Michie | Independent | 1924 | 39,929 | AstroTurf (92) |
| Auburn..... | Jordan-Hare | Southeastern-W | 1939 | 87,451 | Grass |
| Ball St..... | Ball State | Mid-American-W | 1967 | 22,500 | Grass |
| Baylor..... | Floyd Casey | Big 12-S | 1950 | 50,000 | SportGrass (S98) |
| Boise St..... | Bronco | Western Athletic | 1970 | 30,000 | Blue AstroTurf |
| Boston College..... | Alumni | Atlantic Coast | 1957 | 44,500 | AstroTurf (97) |
| Bowling Green..... | Doyt Perry | Mid-American-E | 1966 | 30,599 | Grass |
| Brigham Young..... | LaVell Edwards | Mountain West | 1964 | 65,000 | FieldTurf (01) |
| Buffalo..... | UB Stadium | Mid-American-E | 1993 | 30,000 | Grass |
| California..... | Memorial | Pacific-10 | 1923 | 75,662 | Momentum Turf (S03) |
| UCF..... | ^Florida Citrus | Conference USA | 1936 | 70,188 | Grass |
| Central Mich..... | Kelly-Shorts | Mid-American-W | 1972 | 30,199 | FieldTurf (04) |
| Cincinnati..... | Nippert | Big East | 1916 | 35,000 | FieldTurf (00) |
| Clemson..... | Memorial | Atlantic Coast | 1942 | 81,473 | Grass |
| Colorado..... | Folsom | Big 12-N | 1924 | 50,942 | Grass (S99) |
| Colorado St..... | Hughes | Mountain West | 1968 | 30,000 | Grass |
| Connecticut..... | ^Rentschler Field | Big East | 2003 | 40,000 | Grass |
| Duke..... | Wallace Wade | Atlantic Coast | 1929 | 33,941 | Grass |
| East Caro..... | Dowdy-Ficklen | Conference USA | 1963 | 43,000 | Grass (83) |
| Eastern Mich..... | Rynearson | Mid-American-W | 1969 | 30,200 | AstroTurf (98) |
| Florida..... | Florida Field | Southeastern-E | 1929 | 83,000 | Grass (S90) |
| Fla. Atlantic..... | Lockhart | Sun Belt | 1987 | 20,450 | Grass |
| Florida Int'l..... | FIU Stadium | Sun Belt | 1995 | 17,000 | AstroPlay (04) |
| Florida St..... | Doak S. Campbell | Atlantic Coast | 1950 | 80,000 | PAT (88) |
| Fresno St..... | Bulldog | Western Athletic | 1980 | 41,031 | Grass |
| Georgia..... | Sanford | Southeastern-E | 1929 | 92,058 | Grass |
| Georgia Tech..... | Bobby Dodd/Grant Field | Atlantic Coast | 1913 | 46,000 | FieldTurf (01) |
| Hawaii..... | ^Aloha | Western Athletic | 1975 | 50,000 | FieldTurf (01) |
| Houston..... | Robertson | Conference USA | 1942 | 22,000 | Grass |
| Idaho..... | #Kibbie Dome | Western Athletic | 1975 | 16,000 | AstroTurf |
| Illinois..... | Memorial | Big Ten | 1923 | 69,249 | AstroPlay (01) |
| Indiana..... | Memorial | Big Ten | 1960 | 52,354 | AstroPlay (S03) |

| School | Stadium | Conference | Year Built | Cap. | Surface* (Year) |
|---------------------|---------------------------|------------------|------------|---------|-------------------|
| Iowa | Kinnick | Big Ten | 1929 | 70,397 | PAT (97) |
| Iowa St. | Cyclone-Jack Trice | Big 12-N | 1975 | 43,000 | Grass (\$96) |
| Kansas | Memorial | Big 12-N | 1921 | 50,250 | AstroPlay (00) |
| Kansas St. | K S U-Wagner Field | Big 12-N | 1968 | 51,000 | FieldTurf (02) |
| Kent St. | Dix | Mid-American-E | 1969 | 30,520 | AstroTurf (\$97) |
| Kentucky | Commonwealth | Southeastern-E | 1973 | 67,530 | Grass |
| La.-Lafayette | Cajun Field | Sun Belt | 1971 | 31,000 | Grass |
| La.-Monroe | Malone | Sun Belt | 1978 | 30,427 | Grass |
| LSU | Tiger | Southeastern-W | 1924 | 91,600 | Grass |
| Louisiana Tech | Joe Aillet | Western Athletic | 1968 | 30,600 | Grass |
| Louisville | Papa John's Cardinal | Big East | 1998 | 42,000 | FieldTurf (03) |
| Marshall | Marshall University | Conference USA | 1991 | 38,019 | PolyTurf |
| Maryland | Byrd | Atlantic Coast | 1950 | 48,055 | FieldTurf (01) |
| Memphis | ^Liberty Bowl | Conference USA | 1965 | 62,380 | Grass (87) |
| Miami (Fla.) | ^Orange Bowl | Atlantic Coast | 1935 | 72,319 | PAT (94) |
| Miami (Ohio) | Fred C. Yager | Mid-American-E | 1983 | 30,012 | FieldTurf (S03) |
| Michigan | Michigan | Big Ten | 1927 | 107,501 | FieldTurf (03) |
| Michigan St. | Spartan | Big Ten | 1957 | 72,027 | Grass (02) |
| Middle Tenn. | Floyd/Jones Field | Sun Belt | 1998 | 31,000 | AstroTurf |
| Minnesota | ^#Metrodome | Big Ten | 1982 | 63,669 | AstroTurf-8 |
| Mississippi | Vaught-Hemingway | Southeastern-W | 1941 | 60,580 | Grass |
| Mississippi St. | Davis Wade at Scott Field | Southeastern-W | 1914 | 55,082 | PAT (86) |
| Missouri | Memorial/Faurot Field | Big 12-N | 1926 | 68,349 | FieldTurf (S03) |
| Navy | Navy-Marine Corps | Independent | 1959 | 34,000 | FieldTurf |
| Nebraska | Memorial/Osborne Field | Big 12-N | 1923 | 73,918 | FieldTurf (99) |
| Nevada | Mackay | Western Athletic | 1967 | 31,545 | FieldTurf (S00) |
| UNLV | ^Sam Boyd | Mountain West | 1971 | 36,800 | Grass (\$99) |
| New Mexico | University | Mountain West | 1960 | 37,370 | Grass |
| New Mexico St. | Aggie Memorial | Western Athletic | 1978 | 30,343 | Grass |
| North Carolina | Kenan Memorial | Atlantic Coast | 1927 | 60,000 | Grass |
| North Carolina St. | ^Carter-Finley | Atlantic Coast | 1966 | 51,500 | Grass |
| North Texas | Fouts Field | Sun Belt | 1952 | 30,500 | All-Pro Turf |
| Northern Ill. | Huskie | Mid-American-W | 1965 | 31,000 | FieldTurf (01) |
| Northwestern | Ryan Field | Big Ten | 1926 | 47,129 | Grass (\$97) |
| Notre Dame | Notre Dame | Independent | 1930 | 80,795 | Grass |
| Ohio | Peden | Mid-American-E | 1929 | 24,000 | FieldTurf (S02) |
| Ohio St. | Ohio | Big Ten | 1922 | 101,568 | PAT (90) |
| Oklahoma | Memorial | Big 12-S | 1923 | 72,765 | Grass (\$94) |
| Oklahoma St. | Boone Pickens | Big 12-S | 1920 | 48,500 | Football Pro (05) |
| Oregon | Autzen | Pacific-10 | 1967 | 41,698 | FieldTurf (02) |
| Oregon St. | Reser | Pacific-10 | 1953 | 35,362 | FieldTurf (01) |
| Penn St. | Beaver | Big Ten | 1960 | 106,537 | Grass |
| Pittsburgh | Heinz Field | Big East | 2001 | 65,000 | Grass |
| Purdue | Ross-Ade | Big Ten | 1924 | 62,500 | PAT (75) |
| Rice | Rice | Conference USA | 1950 | 70,000 | AstroTurf-12 (97) |
| Rutgers | Rutgers | Big East | 1994 | 41,500 | Grass |
| San Diego St. | ^Qualcomm | Mountain West | 1967 | 51,000 | FieldTurf (03) |
| San Jose St. | Spartan | Western Athletic | 1933 | 31,218 | Grass |
| South Carolina | Williams-Brice | Southeastern-E | 1934 | 80,250 | Grass |
| South Fla. | ^Raymond James | Big East | 1998 | 41,441 | Grass |
| Southern California | ^L.A. Memorial Coliseum | Pacific-10 | 1923 | 92,000 | Grass |
| SMU | Gerald J. Ford | Conference USA | 2000 | 32,000 | Grass |
| Southern Miss. | Roberts | Conference USA | 1976 | 33,000 | Grass |
| Stanford | Stanford | Pacific-10 | 1921 | 85,500 | Grass |
| Syracuse | #Carrier Dome | Big East | 1980 | 49,550 | AstroTurf |
| Temple | Lincoln Financial Field | Independent | 2003 | 68,532 | Grass |
| Tennessee | Neyland | Southeastern-E | 1921 | 104,079 | Grass (\$94) |
| Texas | Royal-Memorial | Big 12-S | 1924 | 80,082 | PAT (\$99) |
| UTEP | ^Sun Bowl | Conference USA | 1963 | 52,000 | AstroTurf (97) |
| Texas A&M | Kyle Field | Big 12-S | 1925 | 82,600 | Grass (\$96) |
| TCU | Amon G. Carter | Mountain West | 1929 | 44,008 | FieldTurf (S04) |
| Texas Tech | Jones | Big 12-S | 1947 | 50,500 | AstroTurf-8 (88) |
| Toledo | Glass Bowl | Mid-American-W | 1937 | 26,248 | NexTurf (01) |
| Troy | Movie Gallery Veterans | Sun Belt | 1950 | 30,000 | AstroPlay (S03) |
| Tulane | ^#Superdome | Conference USA | 1975 | 69,767 | AstroTurf (95) |
| Tulsa | Skelly | Conference USA | 1930 | 40,385 | FieldTurf (00) |
| UCLA | ^Rose Bowl | Pacific-10 | 1922 | 95,000 | Grass |
| Utah | Rice-Eccles | Mountain West | 1927 | 45,634 | FieldTurf (S02) |
| Utah St. | E.L. Romney | Western Athletic | 1968 | 30,257 | Grass |
| Vanderbilt | Vanderbilt | Southeastern-E | 1981 | 41,600 | Grass (\$99) |
| Virginia | Scott/Harrison Field | Atlantic Coast | 1931 | 61,500 | PAT (\$95) |
| Virginia Tech | Lane | Atlantic Coast | 1965 | 65,115 | Grass |
| Wake Forest | Groves | Atlantic Coast | 1968 | 31,500 | Grass |
| Washington | Husky | Pacific-10 | 1920 | 72,500 | FieldTurf (00) |
| Washington St. | Clarence D. Martin | Pacific-10 | 1972 | 37,600 | FieldTurf (00) |
| West Virginia | Mountaineer Field | Big East | 1980 | 63,500 | AstroTurf-12 (97) |
| Western Mich. | Waldo | Mid-American-W | 1939 | 30,200 | NexTurf (01) |
| Wisconsin | Camp Randall | Big Ten | 1917 | 80,321 | FieldTurf (S03) |
| Wyoming | War Memorial | Mountain West | 1950 | 33,500 | Grass |

^Not located on campus. #Indoor facility.

Surface Notes: *This column indicates the type of surface (either artificial or natural grass) present this year in the stadium. The brand name of the artificial turf, if known, is listed as well as the year the last installation occurred. The "S"

preceding the year indicates that the school has switched either from natural grass to artificial turf or vice-versa. Legend: **Turf**—Any of several types of artificial turfs (name brands include AstroTurf, All-Pro, Omni-Turf, SuperTurf, FieldTurf, etc.); **Grass**—Natural grass surface; **PAT**—Prescription Athletic Turf (a "natural-artificial" surface featuring a network of pipes connected to pumps capable of sucking water from the natural turf or watering it. The pipes are located 18 inches from the surface and covered with a mixture of sand and filler. The turf also is lined with heating coils to keep it from freezing in temperatures below 32 degrees). **SportGrass**—Combines natural grass with a below-the-surface system of synthetic elements. **FieldTurf**—Hybrid fibers made from a polyethylene blend, treated and tufted into a unique porous surface. The infill is made from graded silica sand and ground rubber, and provides a non-compactible, resilient, natural earth feel. The current trends in college football field surfaces have been to switch back to a natural grass field or to a very safety-minded artificial hybrid surface.

Division I-A Stadium Facts: Houston and Tulsa claim to be the first college football teams to play in an indoor stadium (the Astrodome on September 11, 1965). But actually, Utah and West Virginia met December 19, 1964, in the Liberty Bowl in the Atlantic City Convention Hall. Technically, the Astrodome was the first indoor stadium built specially for football and baseball. The first major-college football game ever played on artificial turf was between Houston and Washington State on September 23, 1966.

STADIUMS LISTED BY CAPACITY (TOP 30)

| School | Stadium | Capacity |
|---------------------|------------------------|----------|
| Michigan | Michigan | 107,501 |
| Penn St. | Beaver | 106,537 |
| Tennessee | Neyland | 104,079 |
| Ohio St. | Ohio | 101,568 |
| UCLA | ^Rose Bowl | 95,000 |
| Georgia | Sanford | 92,058 |
| Southern California | L.A. Memorial Coliseum | 92,000 |
| LSU | Tiger | 91,600 |
| Auburn | Jordan-Hare | 87,451 |
| Stanford | Stanford | 85,500 |
| Alabama | Bryant-Denny | 83,818 |
| UAB | ^Legion Field | 83,091 |
| Florida | Florida Field | 83,000 |
| Texas A&M | Kyle Field | 82,600 |
| Clemson | Memorial | 81,473 |
| Notre Dame | Notre Dame | 80,795 |
| Wisconsin | Camp Randall | 80,321 |
| South Carolina | Williams-Brice | 80,250 |
| Texas | Royal-Memorial | 80,082 |
| Florida St. | Doak S. Campbell | 80,000 |
| California | Memorial | 75,662 |
| Nebraska | Memorial/Osborne Field | 73,918 |
| Arizona St. | Sun Devil | 73,656 |
| Oklahoma | Memorial | 72,765 |
| Washington | Husky | 72,500 |
| Miami (Fla.) | ^Orange Bowl | 72,319 |
| Michigan St. | Spartan | 72,027 |
| Arkansas | Razorback | 72,000 |
| Iowa | Kinnick | 70,397 |
| UCF | ^Florida Citrus | 70,188 |

^Not located on campus.

Major-College Statistics Trends†

(Average Per Game, One Team)

| Year | Rushing | | | Passing | | | | | Total Offense | | | Scoring | | |
|------|---------|-------|-------|---------|------|------|-------|----------|---------------|-------|------|---------|------|------|
| | Plays | Yds. | Avg. | Att. | Cmp. | Pct. | Yds. | Av. Att. | Plays | Yds. | Avg. | TD | FG | Pts. |
| 1937 | - | 133.8 | - | 13.0 | 5.0 | .381 | 64.5 | 4.96 | - | 198.4 | - | - | - | 10.1 |
| 1938 | 40.8 | 140.1 | 3.43 | 14.0 | 5.2 | .371 | 70.1 | 5.01 | 54.8 | 210.2 | 3.85 | 1.75 | 0.06 | 11.8 |
| 1939 | 40.8 | 135.9 | 3.33 | 13.8 | 5.2 | .374 | 66.4 | 4.81 | 54.6 | 202.3 | 3.70 | 1.66 | 0.09 | 11.4 |
| 1940 | 41.9 | 140.5 | 3.35 | 14.8 | 5.8 | .386 | 77.8 | 5.26 | 56.7 | 218.5 | 3.85 | 1.97 | 0.08 | 13.3 |
| 1941 | 42.2 | 141.2 | 3.35 | 15.0 | 5.9 | .392 | 80.7 | 5.38 | 57.2 | 221.8 | 3.88 | 2.03 | 0.06 | 13.8 |
| 1946 | 42.3 | 152.4 | 3.60 | 15.5 | 6.1 | .389 | 88.2 | 5.69 | 57.8 | 240.7 | 4.16 | 2.39 | 0.04 | 16.1 |
| 1947 | 42.3 | 158.7 | 3.75 | 15.3 | 6.3 | .414 | 90.3 | 5.91 | 57.6 | 248.8 | 4.32 | 2.37 | 0.04 | 15.9 |
| 1948 | 43.7 | 162.2 | 3.71 | 15.9 | 6.7 | .423 | 94.6 | 5.95 | 59.5 | 256.5 | 4.31 | 2.52 | 0.05 | 17.1 |
| 1949 | 47.2 | 180.6 | 3.83 | 17.7 | 7.6 | .431 | 110.4 | 6.24 | 64.9 | 290.7 | 4.48 | 2.86 | 0.04 | 19.4 |
| 1950 | 47.0 | 180.2 | 3.83 | 17.5 | 7.7 | .438 | 108.5 | 6.19 | 64.5 | 288.6 | 4.47 | 2.79 | 0.04 | 18.9 |
| 1951 | 48.6 | 182.5 | 3.76 | 18.9 | 8.4 | .446 | 113.7 | 6.02 | 67.5 | 296.1 | 4.39 | 2.86 | 0.05 | 19.4 |
| 1952 | 48.3 | 176.4 | 3.65 | 18.4 | 8.1 | .441 | 111.9 | 6.09 | 66.7 | 288.2 | 4.32 | 2.68 | 0.07 | 18.4 |
| 1953 | 45.1 | 176.6 | 3.92 | 15.2 | 6.5 | .428 | 91.7 | 6.03 | 60.3 | 268.2 | 4.45 | 2.54 | 0.05 | 17.1 |
| 1954 | 45.5 | 184.1 | *4.05 | 14.9 | 6.5 | .437 | 91.1 | 6.14 | 60.3 | 225.1 | 4.56 | 2.59 | 0.05 | 17.4 |
| 1955 | 46.1 | 176.7 | 3.83 | 13.6 | 5.9 | .435 | 84.7 | 6.24 | 59.6 | 261.3 | 4.38 | 2.37 | 0.05 | 16.1 |
| 1956 | 49.2 | 193.1 | 3.93 | 14.1 | 6.2 | .437 | 85.9 | 6.09 | 63.3 | 279.0 | 4.41 | 2.45 | 0.05 | 16.5 |
| 1957 | 49.3 | 177.5 | 3.60 | 14.4 | 6.4 | .444 | 85.5 | 5.94 | 63.6 | 263.0 | 4.14 | 2.31 | 0.06 | 15.6 |
| 1958 | 47.1 | 170.7 | 3.62 | 16.1 | 7.4 | .458 | 97.7 | 6.06 | 63.2 | 268.4 | 4.24 | 2.31 | 0.09 | 16.0 |
| 1959 | 46.2 | 166.0 | 3.59 | 16.5 | 7.5 | .451 | 98.5 | 5.96 | 62.7 | 264.5 | 4.21 | 2.25 | 0.17 | 15.9 |
| 1960 | 45.3 | 169.9 | 3.75 | 15.8 | 7.2 | .454 | 93.6 | 5.94 | 61.1 | 263.4 | 4.31 | 2.19 | 0.19 | 15.6 |
| 1961 | 45.6 | 166.7 | 3.66 | 15.9 | 7.2 | .448 | 94.7 | 5.95 | 61.5 | 261.4 | 4.25 | 2.23 | 0.23 | 16.0 |
| 1962 | 45.3 | 164.0 | 3.63 | 17.2 | 8.0 | .463 | 105.0 | 6.10 | 62.5 | 269.0 | 4.31 | 2.30 | 0.21 | 16.4 |
| 1963 | 44.1 | 160.0 | 3.63 | 17.6 | 8.1 | .461 | 105.3 | 5.98 | 61.7 | 265.3 | 4.30 | 2.19 | 0.27 | 15.8 |
| 1964 | 43.7 | 149.7 | 3.43 | 17.9 | 8.5 | .472 | 110.0 | 6.14 | 61.6 | 259.6 | 4.21 | 2.07 | 0.29 | 15.1 |
| 1965 | 45.1 | 149.4 | 3.31 | 20.8 | 9.7 | .464 | 123.2 | 5.93 | 65.9 | 272.5 | 4.14 | 2.26 | 0.42 | 16.7 |

| Year | Rushing | | | Passing | | | | | Total Offense | | | Scoring | | |
|------|---------|--------|-------|---------|-------|-------|--------|----------|---------------|--------|-------|---------|-------|-------|
| | Plays | Yds. | Avg. | Att. | Cmp. | Pct. | Yds. | Av. Att. | Plays | Yds. | Avg. | TD | FG | Pts. |
| 1966 | 44.3 | 148.7 | 3.36 | 22.0 | 10.3 | .470 | 133.2 | 6.07 | 66.2 | 281.8 | 4.26 | 2.35 | 0.42 | 17.5 |
| 1967 | 47.3 | 154.7 | 3.27 | 22.9 | 10.7 | .467 | 139.8 | 6.10 | 70.2 | 294.5 | 4.19 | 2.48 | 0.46 | 18.4 |
| 1968 | 49.7 | 170.8 | 3.44 | 25.4 | 12.1 | .474 | 157.7 | 6.22 | *75.1 | 328.5 | 4.38 | 2.89 | 0.46 | 21.2 |
| 1969 | 49.5 | 171.8 | 3.47 | 25.5 | 12.0 | .471 | 157.1 | 6.17 | 74.9 | 328.9 | 4.39 | 2.90 | 0.54 | 21.6 |
| 1970 | 49.3 | 175.7 | 3.57 | 25.0 | 11.7 | .467 | 152.7 | 6.12 | 74.2 | 328.3 | 4.42 | 2.83 | 0.57 | 21.3 |
| 1971 | 49.7 | 182.2 | 3.67 | 21.7 | 10.1 | .463 | 132.3 | 6.10 | 71.3 | 314.5 | 4.41 | 2.69 | 0.54 | 20.2 |
| 1972 | 49.8 | 184.5 | 3.70 | 22.0 | 10.2 | .462 | 136.9 | 6.24 | 71.8 | 321.4 | 4.48 | 2.71 | 0.61 | 20.6 |
| 1973 | 50.1 | 192.8 | 3.85 | 20.4 | 9.6 | .472 | 130.9 | 6.41 | 70.5 | 323.6 | 4.59 | 2.75 | 0.65 | 21.0 |
| 1974 | 51.8 | 201.8 | 3.89 | 18.8 | 8.9 | .474 | 122.3 | 6.50 | 70.7 | 324.1 | 4.59 | 2.64 | 0.63 | 20.2 |
| 1975 | *51.9 | *204.5 | 3.94 | 18.4 | 8.7 | .473 | 119.6 | 6.52 | 70.3 | 324.1 | 4.61 | 2.57 | 0.74 | 20.1 |
| 1976 | 51.4 | 198.8 | 3.87 | 19.1 | 9.1 | .474 | 123.5 | 6.49 | 70.4 | 322.2 | 4.58 | 2.57 | 0.75 | 20.0 |
| 1977 | 51.3 | 194.6 | 3.80 | 20.2 | 9.8 | .483 | 134.5 | 6.67 | 71.5 | 329.1 | 4.61 | 2.67 | 0.73 | 20.8 |
| 1978 | 50.9 | 192.6 | 3.79 | 21.2 | 10.3 | .486 | 138.9 | 6.55 | 72.1 | 331.5 | 4.60 | 2.64 | 0.76 | 20.6 |
| 1979 | 49.1 | 187.9 | 3.83 | 21.6 | 10.6 | .491 | 139.3 | 6.47 | 70.6 | 327.2 | 4.63 | 2.55 | 0.77 | 20.0 |
| 1980 | 47.7 | 178.3 | 3.74 | 23.3 | 11.6 | .500 | 151.9 | 6.52 | 71.0 | 330.2 | 4.65 | 2.61 | 0.81 | 20.5 |
| 1981 | 46.3 | 169.4 | 3.66 | 25.3 | 12.7 | .502 | 164.7 | 6.51 | 71.6 | 334.1 | 4.67 | 2.57 | 0.87 | 20.5 |
| 1982 | 45.1 | 169.3 | 3.75 | 27.6 | 14.5 | .522 | 182.4 | 6.61 | 72.7 | 351.7 | 4.84 | 2.71 | 1.02 | 21.9 |
| 1983 | 44.6 | 169.5 | 3.80 | 27.0 | 14.4 | .536 | 182.8 | 6.79 | 71.6 | 352.3 | 4.92 | 2.73 | 1.06 | 22.1 |
| 1984 | 44.7 | 168.1 | 3.76 | 26.8 | 14.1 | .527 | 181.1 | 6.77 | 71.5 | 349.2 | 4.89 | 2.66 | 1.15 | 22.1 |
| 1985 | 44.6 | 169.2 | 3.80 | 27.3 | 14.7 | .537 | 186.1 | 6.82 | 71.8 | 355.3 | 4.95 | 2.74 | 1.09 | 22.4 |
| 1986 | 44.2 | 167.9 | 3.80 | 27.2 | 14.6 | .537 | 185.1 | 6.81 | 71.4 | 353.0 | 4.95 | 2.80 | 1.07 | 22.7 |
| 1987 | 44.4 | 174.2 | 3.92 | 27.1 | 14.2 | .526 | 183.6 | 6.78 | 71.5 | 357.8 | 5.01 | 2.83 | 1.13 | 23.1 |
| 1988 | 44.0 | 174.6 | 3.97 | 27.1 | 14.3 | .529 | 185.8 | 6.87 | 71.1 | 360.3 | 5.07 | 2.91 | *1.16 | 23.8 |
| 1989 | 42.7 | 166.4 | 3.90 | 28.5 | 15.4 | .540 | 200.9 | 7.05 | 71.2 | 367.3 | 5.16 | 2.97 | 1.13 | 24.1 |
| 1990 | 43.1 | 167.7 | 3.90 | 28.3 | 15.1 | .534 | 197.2 | 6.96 | 71.4 | 364.8 | 5.11 | 3.04 | 1.08 | 24.4 |
| 1991 | 43.3 | 169.7 | 3.91 | 27.2 | 14.6 | .535 | 189.6 | 6.98 | 70.5 | 359.4 | 5.10 | 2.95 | 0.89 | 23.1 |
| 1992 | 42.7 | 165.6 | 3.89 | 28.1 | 14.9 | .530 | 190.5 | 6.77 | 70.8 | 356.1 | 5.03 | 2.84 | 1.04 | 22.9 |
| 1993 | 41.8 | 166.3 | 3.98 | 28.7 | 15.9 | .551 | 204.9 | 7.13 | 70.5 | 371.2 | 5.27 | 3.09 | 0.97 | 24.4 |
| 1994 | 41.8 | 166.8 | 3.99 | 28.5 | 15.6 | .547 | 198.3 | 6.96 | 70.3 | 365.1 | 5.19 | 3.11 | 0.99 | 24.6 |
| 1995 | 41.5 | 167.3 | 4.03 | 29.7 | 16.3 | .547 | 205.5 | 6.92 | 71.2 | 372.8 | 5.24 | 3.21 | 0.93 | 25.1 |
| 1996 | 41.5 | 164.4 | 3.97 | 28.9 | 15.4 | .533 | 202.0 | 6.99 | 70.4 | 366.3 | 5.21 | 3.26 | 0.94 | 25.5 |
| 1997 | 40.2 | 158.7 | 3.94 | 29.2 | 15.8 | .543 | 207.6 | 7.12 | 69.4 | 366.3 | 5.28 | 3.25 | 0.97 | 25.5 |
| 1998 | 40.7 | 158.6 | 3.89 | 29.1 | 15.7 | .540 | 209.5 | *7.19 | 69.9 | 368.1 | 5.27 | 3.20 | 1.05 | 25.5 |
| 1999 | 39.8 | 152.8 | 3.83 | 30.6 | 16.7 | .544 | 212.5 | 6.94 | 70.4 | 365.3 | 5.18 | 3.23 | 1.05 | 25.6 |
| 2000 | 39.5 | 154.0 | 3.90 | 31.5 | 17.0 | .541 | 216.2 | 6.88 | 71.0 | 370.2 | 5.22 | 3.33 | 1.01 | 26.2 |
| 2001 | 39.8 | 158.9 | 3.99 | 31.6 | 17.6 | .556 | 222.7 | 7.04 | 71.4 | 381.6 | 5.34 | *3.47 | 1.01 | 27.2 |
| 2002 | 39.5 | 158.3 | 4.01 | 31.1 | 17.3 | .554 | 217.5 | 6.98 | 70.6 | 375.8 | 5.32 | 3.46 | 1.07 | *27.3 |
| 2003 | 39.6 | 158.7 | 4.01 | 31.4 | 17.8 | .568 | 223.9 | 7.13 | 71.0 | *382.6 | *5.39 | 3.40 | 1.06 | 26.9 |
| 2004 | 39.3 | 159.1 | *4.05 | 30.9 | 17.6 | .568 | 217.5 | 7.03 | 70.2 | 376.6 | 5.36 | 3.36 | 1.06 | 26.6 |
| 2005 | 38.6 | 155.2 | 4.03 | *32.0 | *18.5 | *.579 | *224.6 | 7.01 | 70.6 | 379.8 | *5.39 | 3.36 | 1.11 | 26.8 |

*Record. †Records not compiled in 1942-45 except for Scoring Points Per Game: 1942 (15.7); 1943 (15.7); 1944 (16.3); 1945 (16.1).

Additional Major-College Statistics Trends†

Rules changes and statistics changes affecting trends: PUNTING—Beginning in 1965, 20 yards not deducted from a punt into the end zone for a touchback. INTERCEPTIONS—Interception yards not compiled, 1958-65. KICKOFF RETURNS—During 1937-45, if a kickoff went out of bounds, the receiving team put the ball in play on its 35-yard line instead of a second kickoff; in 1984 (rescinded in 1985), a 30-yard-line touchback for kickoffs crossing the goal line in flight and first touching the ground out of the end zone; in 1986, kickoffs from the 35-yard line. PUNT RETURNS—In 1967, interior linemen restricted from leaving until the ball is kicked.

| Year | Punting | | | Interceptions | | | Punt Returns | | | Kickoff Returns | | | | |
|------|---------|------|----------|---------------|-----------|-------|--------------|-----------|--------|-----------------|-----------|------|------------|-------|
| | No. | Avg. | Net Avg. | No. | Avg. Ret. | Yds. | No. | Avg. Ret. | Yds. | No. | Avg. Ret. | Yds. | Pct. Ret'd | |
| 1937 | 9.2 | 36.3 | - | - | 1.68 | - | - | - | - | - | - | - | - | |
| 1938 | 9.3 | 37.2 | - | - | 1.70 | 9.19 | 15.8 | - | - | - | - | - | - | |
| 1939 | *9.4 | 36.7 | - | - | 1.67 | 9.84 | 16.5 | *4.42 | 9.40 | 41.6 | 2.14 | 19.3 | 41.3 | .764 |
| 1940 | 9.1 | 36.6 | - | - | 1.79 | 10.05 | 18.0 | 4.21 | 10.58 | 44.5 | 2.32 | 20.4 | 47.5 | .753 |
| 1941 | 8.9 | 36.1 | - | - | *1.81 | 11.28 | 20.4 | 4.27 | 11.10 | *47.4 | 2.41 | 20.2 | 48.6 | .768 |
| 1946 | 7.3 | 35.7 | - | - | 1.75 | 11.79 | 20.6 | 3.70 | 11.32 | 41.9 | 3.01 | 18.9 | 56.9 | .870 |
| 1947 | 6.7 | 36.4 | 30.3 | - | 1.61 | 11.93 | 19.2 | 3.47 | 11.73 | 40.7 | 3.04 | 18.9 | 57.3 | .884 |
| 1948 | 6.3 | 36.3 | 30.2 | - | 1.60 | 12.59 | 20.2 | 3.09 | *12.16 | 37.6 | 3.17 | 18.5 | 58.6 | .873 |
| 1949 | 6.3 | 36.6 | 30.3 | - | 1.69 | 13.23 | *22.3 | 3.21 | 12.13 | 38.9 | 3.51 | 17.9 | 62.8 | .885 |
| 1950 | 6.0 | 36.3 | 30.8 | - | 1.61 | 11.99 | 19.3 | 3.04 | 10.72 | 32.6 | 3.46 | 16.6 | 57.4 | .889 |
| 1951 | 6.4 | 35.9 | 30.7 | - | 1.67 | 12.00 | 20.1 | 3.10 | 10.58 | 32.8 | 3.53 | 17.0 | 59.9 | .884 |
| 1952 | 6.3 | 36.4 | 31.6 | - | 1.60 | 11.60 | 18.5 | 3.07 | 9.95 | 30.5 | 3.45 | 17.6 | 60.7 | .908 |
| 1953 | 5.2 | 34.9 | 29.7 | - | 1.37 | 12.12 | 16.6 | 2.57 | 10.66 | 27.4 | 3.27 | 17.8 | 58.2 | .903 |
| 1954 | 4.9 | 34.9 | 29.4 | - | 1.36 | 12.48 | 16.9 | 2.42 | 11.16 | 27.0 | 3.32 | 18.4 | 61.0 | *.910 |
| 1955 | 4.9 | 34.9 | 29.8 | - | 1.26 | 12.96 | 16.8 | 2.39 | 10.54 | 25.2 | 3.09 | 18.5 | 57.2 | .892 |
| 1956 | 5.0 | 35.1 | 30.1 | - | 1.29 | 12.86 | 16.6 | 2.49 | 10.07 | 25.1 | 3.19 | 18.0 | 57.4 | .906 |
| 1957 | 5.3 | 34.8 | 30.2 | - | 1.26 | 11.95 | 15.0 | 2.53 | 9.57 | 24.2 | 3.05 | 18.7 | 57.1 | .897 |
| 1958 | 5.6 | 35.4 | 30.9 | - | 1.33 | - | - | 2.57 | 9.70 | 24.9 | 3.02 | 18.9 | 57.0 | .880 |
| 1959 | 5.5 | 35.9 | 31.5 | - | 1.33 | - | - | 2.67 | 9.06 | 24.2 | 3.09 | 18.7 | 57.8 | .892 |
| 1960 | 5.1 | 36.0 | 31.4 | - | 1.24 | - | - | 2.39 | 9.73 | 23.3 | 3.05 | 18.8 | 57.3 | .890 |
| 1961 | 5.2 | 35.5 | 35.5 | - | 1.22 | - | - | 2.43 | 9.44 | 22.9 | 3.06 | 18.3 | 56.1 | .873 |
| 1962 | 5.2 | 35.7 | 35.7 | - | 1.25 | - | - | 2.36 | 9.66 | 22.8 | 3.10 | 19.6 | 60.7 | .876 |
| 1963 | 5.2 | 36.3 | 32.5 | - | 1.19 | - | - | 2.34 | 9.71 | 22.7 | 3.08 | 20.1 | 61.9 | .880 |
| 1964 | 5.3 | 36.4 | 32.5 | - | 1.20 | - | - | 2.33 | 8.99 | 20.9 | 2.93 | 19.6 | 57.3 | .862 |
| 1965 | 5.9 | 38.5 | 38.5 | - | 1.42 | - | - | 2.73 | 9.99 | 27.3 | 3.15 | 18.8 | 59.3 | .849 |
| 1966 | 5.9 | 37.5 | 33.5 | - | 1.50 | 12.07 | 18.1 | 2.63 | 8.82 | 23.2 | 3.24 | 18.7 | 60.8 | .849 |
| 1967 | 6.5 | 36.8 | 31.6 | - | 1.52 | 11.39 | 17.3 | 3.42 | 9.92 | 33.9 | 3.31 | 18.7 | 61.7 | .831 |
| 1968 | 6.7 | 37.4 | 33.3 | - | 1.61 | 11.51 | 18.6 | 3.01 | 8.95 | 26.9 | 3.64 | 19.1 | 69.6 | .829 |
| 1969 | 6.6 | 37.5 | 33.4 | - | 1.70 | 11.07 | 18.8 | 3.00 | 9.00 | 27.0 | 3.67 | 18.9 | 69.4 | .818 |
| 1970 | 6.3 | 37.4 | 37.4 | - | 1.66 | 11.65 | 19.4 | 2.89 | 9.28 | 26.9 | 3.69 | 19.0 | 70.1 | .828 |

| Year | Punting | | | Interceptions | | | Punt Returns | | | Kickoff Returns | | | |
|------|---------|-------|----------|---------------|-----------|------|--------------|-----------|------|-----------------|-----------|-------|------------|
| | No. | Avg. | Net Avg. | No. | Avg. Ref. | Yds. | No. | Avg. Ref. | Yds. | No. | Avg. Ref. | Yds. | Pct. Ret'd |
| 1971 | 6.2 | 37.6 | 33.4 | 1.49 | 11.75 | 17.5 | 2.89 | 9.04 | 26.2 | 3.57 | 19.2 | 68.6 | .834 |
| 1972 | 6.1 | 37.2 | 33.4 | 1.54 | 11.54 | 17.7 | 2.72 | 8.61 | 23.4 | 3.50 | 19.0 | 66.4 | .803 |
| 1973 | 5.8 | 37.8 | 34.1 | 1.36 | 11.30 | 15.4 | 2.52 | 8.65 | 21.8 | 3.54 | 19.6 | 69.2 | .797 |
| 1974 | 5.6 | 37.6 | 34.2 | 1.23 | 11.30 | 13.9 | 2.40 | 7.92 | 19.0 | 3.38 | 19.1 | 64.3 | .784 |
| 1975 | 5.4 | 38.1 | 35.0 | 1.21 | 11.26 | 13.6 | 2.39 | 7.19 | 17.2 | 3.20 | 19.3 | 61.7 | .733 |
| 1976 | 5.7 | 38.0 | 35.1 | 1.23 | 11.44 | 14.0 | 2.42 | 6.83 | 16.5 | 3.14 | 18.3 | 57.4 | .722 |
| 1977 | 5.8 | 38.0 | 35.0 | 1.26 | 11.05 | 13.9 | 2.45 | 7.10 | 17.3 | 3.16 | 18.4 | 58.1 | .711 |
| 1978 | 6.0 | 38.0 | 34.9 | 1.34 | 10.83 | 14.5 | 2.51 | 7.39 | 18.6 | 3.18 | 18.7 | 59.6 | .665 |
| 1979 | 5.8 | 37.7 | 34.8 | 1.31 | 10.66 | 14.0 | 2.38 | 7.09 | 16.9 | 3.02 | 18.8 | 56.9 | .637 |
| 1980 | 5.8 | 38.3 | 35.4 | 1.37 | 10.85 | 14.9 | 2.44 | 7.01 | 17.1 | 2.91 | 19.0 | 55.1 | .651 |
| 1981 | 6.0 | 38.9 | 35.9 | 1.38 | 10.22 | 14.1 | 2.45 | 7.22 | 17.7 | 2.86 | 18.8 | 53.9 | .636 |
| 1982 | 5.9 | 39.8 | *36.5 | 1.39 | 10.70 | 14.9 | 2.40 | 8.00 | 19.2 | 2.69 | 19.3 | 51.9 | .561 |
| 1983 | 5.5 | 39.5 | 35.9 | 1.37 | 10.43 | 14.3 | 2.47 | 7.95 | 19.7 | 2.65 | 19.2 | 50.8 | .549 |
| 1984 | 5.6 | 39.7 | 36.3 | 1.31 | 10.07 | 13.2 | 2.47 | 7.61 | 18.8 | 3.03 | 18.6 | 56.2 | .621 |
| 1985 | 5.5 | 39.6 | 36.1 | 1.30 | 10.47 | 13.6 | 2.45 | 7.92 | 19.4 | 2.94 | 19.4 | 57.0 | .603 |
| 1986 | 5.4 | 39.2 | 35.4 | 1.30 | 10.99 | 14.3 | 2.51 | 8.23 | 20.7 | 3.78 | 19.8 | 74.6 | .770 |
| 1987 | 5.4 | 38.6 | 34.7 | 1.32 | 10.82 | 14.3 | 2.48 | 8.31 | 20.6 | 3.89 | 19.1 | 74.5 | .780 |
| 1988 | 5.2 | 38.4 | 34.7 | 1.24 | 11.17 | 14.0 | 2.39 | 7.96 | 19.1 | *3.97 | 19.4 | 77.1 | .778 |
| 1989 | 5.2 | 38.5 | 34.3 | 1.28 | 10.75 | 13.8 | 2.36 | 8.46 | 20.0 | *3.92 | 19.7 | *77.2 | .776 |
| 1990 | 5.3 | 38.6 | 34.3 | 1.23 | 11.40 | 14.0 | 2.45 | 9.33 | 22.9 | 3.79 | 19.6 | 74.5 | .738 |
| 1991 | 5.3 | 38.4 | 34.3 | 1.18 | 11.30 | 13.3 | 2.50 | 8.74 | 21.9 | 3.43 | 19.4 | 66.6 | .741 |
| 1992 | 5.6 | 39.0 | 34.9 | 1.20 | 11.00 | 13.2 | 2.63 | 9.04 | 23.8 | 3.30 | 20.1 | 66.4 | .732 |
| 1993 | 5.2 | 38.8 | 35.1 | 1.14 | 11.00 | 12.5 | 2.28 | 8.28 | 18.9 | 3.43 | 20.0 | 68.7 | .679 |
| 1994 | 5.3 | 39.2 | 35.3 | 1.10 | 12.10 | 13.3 | 2.38 | 8.64 | 20.5 | 3.50 | 20.0 | 69.8 | .714 |
| 1995 | 5.3 | 38.7 | 34.9 | 1.12 | 11.67 | 13.1 | 2.23 | 8.98 | 20.0 | 3.57 | 19.5 | 69.7 | .848 |
| 1996 | 5.5 | 40.0 | 35.8 | 1.04 | 12.83 | 13.4 | 2.39 | 9.56 | 22.8 | 3.34 | 20.4 | 68.0 | .783 |
| 1997 | 5.4 | *40.5 | 36.2 | 1.05 | 12.45 | 13.0 | 2.47 | 9.49 | 23.4 | 3.47 | 20.3 | 70.5 | .816 |
| 1998 | 5.5 | 39.8 | 35.5 | 1.05 | 12.80 | 13.4 | 2.53 | 9.45 | 23.9 | 3.52 | 20.6 | 72.4 | .837 |
| 1999 | 5.6 | 39.8 | 35.3 | 1.12 | 13.00 | 14.5 | 2.61 | 9.61 | 25.1 | 3.36 | 20.3 | 68.2 | .901 |
| 2000 | 5.6 | 39.0 | 34.2 | 1.12 | *13.55 | 15.2 | 2.64 | 10.15 | 26.8 | 3.49 | 19.6 | 68.6 | .807 |
| 2001 | 5.3 | 39.8 | 35.0 | 1.12 | 12.66 | 14.2 | 2.59 | 9.84 | 25.4 | 3.43 | 20.7 | 71.0 | .769 |
| 2002 | 5.2 | 39.5 | 34.2 | 1.10 | 12.61 | 13.8 | 2.73 | 10.59 | 28.9 | 3.47 | 20.2 | 70.4 | .774 |
| 2003 | 5.3 | 40.4 | 34.7 | 1.06 | 12.69 | 13.4 | 2.67 | 9.84 | 26.3 | 3.30 | 20.6 | 67.8 | .781 |
| 2004 | 5.3 | 39.9 | 35.5 | 1.04 | 13.29 | 13.9 | 2.45 | 9.95 | 24.4 | 3.34 | 20.4 | 68.1 | .799 |
| 2005 | 5.2 | 39.9 | ^33.7 | 1.04 | 12.37 | 12.9 | 2.33 | 9.81 | 22.8 | 3.30 | *20.8 | 68.6 | .726 |

*Record. †Records not compiled in 1942-45. ^Starting in 2005, touchbacks were included in net punting.

Field Goal Trends (1938-68)

| Year | Made | Year | Made | Year | Made | Atts. | Pct. |
|---------|------|------|------|------|------|-------|------|
| 1938 | 47 | 1951 | 53 | 1961 | 277 | | |
| 1939 | 80 | 1952 | 83 | 1962 | 261 | | |
| 1940 | 84 | 1953 | 50 | 1963 | 314 | | |
| 1941 | 59 | 1954 | 48 | 1964 | 368 | | |
| 1942-45 | * | 1955 | 57 | 1965 | 484 | 1,035 | .468 |
| 1946 | 44 | 1956 | 53 | 1966 | 522 | 1,125 | .464 |
| 1947 | 38 | 1957 | 64 | 1967 | 555 | 1,266 | .438 |
| 1948 | 53 | 1958 | 103 | 1968 | 566 | 1,287 | .440 |
| 1949 | 46 | 1959 | †199 | | | | |
| 1950 | 46 | 1960 | 224 | | | | |

*Records not compiled. †Goal uprights widened from 18 feet, 6 inches to 23 feet, 4 inches in 1959.

Field Goal Trends (From 1969)

(Includes Field Goal Attempts by Divisions I-AA, II and III Opponents)

| Year | Totals | | | Breakdown by Distances | | | | | | | | | | | | | | | | |
|-------|--------|-------|-------|------------------------|-------|-------|-------|-------|------|-------|-----|---------|-----|-----|------|------|-----|------|------|------|
| | Made | Atts. | Pct. | 16-39 | | 16-49 | | 40-49 | | 50-59 | | 60 Plus | | | | | | | | |
| 1969 | 669 | 1,402 | .477 | 538 | 872 | .617 | 654 | 1,267 | .516 | 116 | 395 | .294 | 15 | 135 | .111 | 0.8 | | | | |
| 1970 | 754 | 1,548 | .487 | 614 | 990 | .620 | 740 | 1,380 | .536 | 126 | 390 | .323 | 14 | 168 | .083 | 1.9 | | | | |
| 1971 | 780 | 1,625 | .480 | 607 | 1,022 | .594 | 760 | 1,466 | .518 | 153 | 444 | .345 | 20 | 159 | .126 | 0.11 | | | | |
| 1972 | 876 | 1,828 | .479 | 705 | 1,150 | .613 | 855 | 1,641 | .521 | 150 | 491 | .305 | 21 | 187 | .112 | 1.12 | | | | |
| 1973 | 958 | 1,920 | .499 | 728 | 1,139 | .639 | 914 | 1,670 | .547 | 186 | 531 | .350 | 44 | 250 | .176 | 1.21 | | | | |
| 1974 | 947 | 1,905 | .497 | 706 | 1,096 | .644 | 906 | 1,655 | .547 | 200 | 559 | .358 | 41 | 250 | .164 | 1.17 | | | | |
| 1975 | 1,164 | 2,237 | .520 | 849 | 1,255 | .676 | 1,088 | 1,896 | .574 | 239 | 641 | .373 | 76 | 341 | .223 | 4.32 | | | | |
| 1976 | 1,187 | 2,330 | .509 | 854 | 1,301 | .656 | 1,131 | 1,997 | .566 | 277 | 696 | .398 | 56 | 333 | .168 | 3.24 | | | | |
| 1977 | 1,238 | 2,514 | .492 | 882 | 1,315 | .671 | 1,160 | 2,088 | .556 | 278 | 773 | .360 | 78 | 426 | .183 | 6.40 | | | | |
| 1978 | 1,229 | 2,113 | .582 | 938 | 1,361 | .689 | 1,193 | 1,982 | .602 | 255 | 621 | .411 | 36 | 131 | .275 | 1.4 | | | | |
| 1979 | 1,241 | 2,129 | .583 | 34 | 43 | .791 | 455 | 601 | .757 | 425 | 706 | .602 | 286 | 600 | .477 | 41 | 173 | .237 | 0.6 | .000 |
| 1980 | 1,245 | 2,128 | .585 | 31 | 39 | .795 | 408 | 529 | .771 | 452 | 696 | .649 | 317 | 682 | .465 | 37 | 175 | .211 | 0.7 | .000 |
| 1981 | 1,368 | 2,254 | .607 | 42 | 48 | .875 | 471 | 598 | .788 | 461 | 731 | .631 | 335 | 698 | .480 | 58 | 169 | .343 | 1.10 | .100 |
| 1982 | 1,224 | 1,915 | .639 | 31 | 34 | .912 | 384 | 475 | .808 | 415 | 597 | .695 | 319 | 604 | .528 | 73 | 190 | .384 | 2.15 | .133 |
| 1983 | 1,329 | 2,025 | .656 | 34 | 37 | .919 | 417 | 508 | .821 | 477 | 636 | .750 | 329 | 628 | .524 | 72 | 201 | .358 | 0.15 | .000 |
| 1984 | 1,442 | 2,112 | .683 | 44 | 49 | .898 | 450 | 532 | .846 | 503 | 681 | .739 | 363 | 630 | .576 | 80 | 206 | .388 | 2.14 | .143 |
| 1985 | 1,360 | 2,106 | .646 | 40 | 47 | .851 | 416 | 511 | .814 | 478 | 657 | .728 | 341 | 647 | .527 | 84 | 227 | .370 | 1.17 | .059 |
| 1986 | 1,326 | 2,034 | .652 | 45 | 48 | .938 | 445 | 525 | .848 | 448 | 641 | .699 | 340 | 629 | .541 | 44 | 182 | .242 | 4.9 | .444 |
| 1987 | 1,381 | 2,058 | .671 | 45 | 48 | .938 | 484 | 559 | .866 | 469 | 638 | .735 | 311 | 604 | .515 | 72 | 200 | .360 | 0.9 | .000 |
| 1988 | 1,421 | 2,110 | .673 | 33 | 35 | .943 | 487 | 573 | .850 | 495 | 664 | .745 | 337 | 610 | .552 | 68 | 217 | .313 | 1.11 | .091 |
| 1989# | 1,389 | 2,006 | *.692 | 50 | 53 | .943 | 497 | 565 | .880 | 471 | 655 | .719 | 319 | 573 | .557 | 52 | 154 | .338 | 0.6 | .000 |
| 1990 | 1,348 | 2,011 | .670 | 39 | 42 | .929 | 477 | 546 | .874 | 454 | 626 | .725 | 319 | 625 | .510 | 59 | 167 | .353 | 0.5 | .000 |

| Year | Totals | | | Breakdown by Distances | | | | | | | | | | | |
|--------|--------|--------|------|------------------------|-------|---------|-------|---------|---------|---------|------|--------|------|-----|-------|
| | Made | Atts. | Pct. | Under 20 | 20-29 | 30-39 | 40-49 | 50-59 | 60 Plus | | | | | | |
| 1991\$ | 1,092 | 1,831 | .596 | 31-32 | .969 | 395-519 | .761 | 366-612 | .598 | 254-531 | .478 | 45-132 | .341 | 1-5 | .200 |
| 1992 | 1,288 | 1,986 | .649 | 32-38 | .842 | 464-569 | .815 | 447-673 | .664 | 294-577 | .510 | 49-126 | .389 | 2-3 | .667 |
| 1993§ | 1,182 | 1,832 | .645 | 23-25 | .920 | 490-599 | .818 | 407-617 | .660 | 224-488 | .459 | 38-98 | .388 | 0-5 | .000 |
| 1994 | 1,220 | 1,877 | .650 | 39-40 | .975 | 458-528 | .867 | 419-626 | .669 | 263-547 | .481 | 40-128 | .313 | 1-8 | .125 |
| 1995 | 1,150 | 1,759 | .654 | 32-32 | 1.000 | 468-549 | .852 | 373-587 | .635 | 244-489 | .499 | 31-100 | .310 | 2-2 | 1.000 |
| 1996 | 1,207 | 1,899 | .636 | 28-29 | .966 | 431-509 | .847 | 422-632 | .668 | 277-581 | .477 | 49-147 | .333 | 0-1 | .000 |
| 1997 | 1,255 | 1,895 | .662 | 47-48 | .979 | 445-524 | .849 | 446-659 | .677 | 272-540 | .504 | 45-122 | .369 | 0-2 | .000 |
| 1998 | 1,376 | 2,075 | .663 | 50-60 | .833 | 475-563 | .844 | 466-681 | .684 | 336-622 | .540 | 48-144 | .333 | 1-5 | .200 |
| 1999 | 1,387 | 2,074 | .669 | 36-38 | .947 | 499-608 | .821 | 480-671 | .715 | 321-611 | .525 | 50-142 | .352 | 1-4 | .250 |
| 2000 | 1,285 | 1,906 | .674 | 29-32 | .906 | 442-517 | .855 | 469-667 | .703 | 297-539 | .551 | 48-149 | .322 | 0-2 | .000 |
| 2001 | 1,302 | 1,941 | .671 | 34-37 | .919 | 459-530 | .866 | 458-655 | .699 | 306-572 | .535 | 45-143 | .315 | 0-4 | .000 |
| 2002 | *1,580 | *2,355 | .671 | 55-63 | .873 | 541-637 | .849 | 546-789 | .692 | 389-717 | .543 | 49-143 | .343 | 0-6 | .000 |
| 2003 | 1,560 | 2,260 | .690 | 53-58 | .914 | 552-650 | .849 | 540-768 | .703 | 359-608 | .590 | 56-169 | .331 | 0-7 | .000 |
| 2004 | 1,435 | 2,131 | .673 | 48-54 | .889 | 460-538 | .855 | 461-649 | .710 | 422-752 | .561 | 43-133 | .323 | 1-5 | .200 |
| 2005 | 1,525 | 2,209 | .690 | 42-43 | .977 | 572-666 | .859 | 514-726 | .708 | 346-647 | .535 | 51-127 | .402 | 0-0 | .000 |

*Record. #First year after kicking tee became illegal. \$First year after goal-post width narrowed back to 18'6" from 23'4". §First year after hash marks narrowed to 60 feet from each sideline.

Field Goal Trends by Soccer-Style and Conventional Kickers

(Division I-A Kickers Only)

(Pete Gogolak of Cornell was documented as the first soccer-style kicker in college football history. The Hungarian-born kicker played at Cornell from 1961 through 1963. He set a national major-college record of 44 consecutive extra-point conversions and finished 54 of 55 for his career. His younger brother, Charley, also a soccer-styler, kicked at Princeton from 1963 through 1965.)

SOCCER-STYLE

| Year | †No. | Totals | | | Breakdown by Distances | | | | | | | | |
|------|------|--------|--------|-------|------------------------|------|-----------|---------|---------|---------|--------|------|---------|
| | | Made | Atts. | Pct. | 16-39 | Pct. | 16-49 | Pct. | 40-49 | Pct. | 50-59 | Pct. | 60 Plus |
| 1975 | 70 | 528 | 1,012 | .522 | 370-540 | .685 | 479-816 | .587 | 109-276 | .395 | 49-196 | .250 | 1-17 |
| 1976 | 84 | 517 | 1,019 | .507 | 350-517 | .677 | 477-831 | .574 | 127-314 | .404 | 40-188 | .213 | 3-16 |
| 1977 | 96 | 665 | 1,317 | .505 | 450-649 | .693 | 615-1,047 | .587 | 165-398 | .415 | 50-270 | .185 | 2-27 |
| 1978 | 98 | 731 | 1,244 | .588 | 540-768 | .703 | 703-1,148 | .612 | 163-380 | .429 | 28-96 | .292 | 1-3 |
| 1979 | 116 | 839 | 1,413 | .594 | | | 23-28 | 288-380 | 282-455 | 214-419 | 32-126 | 0-5 | |
| 1980 | 121 | 988 | 1,657 | .596 | | | 26-32 | 327-416 | 342-522 | 261-540 | 32-147 | 0-5 | |
| 1981 | 138 | 1,108 | 1,787 | .620 | | | 32-36 | 377-476 | 376-576 | 279-551 | 43-142 | 1-6 | |
| 1982 | 105 | 1,026 | 1,548 | .663 | | | 26-27 | 317-375 | 346-482 | 273-495 | 62-156 | 2-13 | |
| 1983 | 110 | 1,139 | 1,724 | .661 | | | 29-31 | 345-416 | 403-541 | 294-543 | 68-179 | 0-14 | |
| 1984 | 127 | 1,316 | 1,898 | *.694 | | | 43-47 | 414-480 | 438-589 | 341-572 | 78-197 | 2-13 | |
| 1985 | 133 | 1,198 | 1,838 | .652 | | | 35-41 | 369-452 | 415-578 | 306-560 | 72-191 | 1-16 | |
| 1986 | 128 | 1,201 | 1,829 | .657 | | | 37-40 | 398-467 | 410-575 | 313-576 | 39-162 | 4-9 | |
| 1987 | 122 | 1,275 | 1,892 | .674 | | | 40-43 | 458-523 | 424-574 | 290-566 | 63-177 | 0-9 | |
| 1988 | 140 | 1,317 | 1,947 | .676 | | | 31-33 | 445-521 | 468-630 | 311-562 | 61-201 | 1-11 | |
| 1989 | 138 | 1,313 | 1,897 | .692 | | | 49-52 | 462-526 | 441-612 | 310-551 | 51-150 | 0-6 | |
| 1990 | 135 | 1,282 | 1,890 | .678 | | | 36-38 | 450-515 | 432-589 | 308-590 | 56-154 | 0-4 | |
| 1991 | 132 | 1,048 | 1,763 | .594 | | | 30-31 | 381-500 | 349-589 | 243-512 | 44-130 | 1-1 | |
| 1992 | 135 | 1,244 | 1,926 | .646 | | | 31-37 | 447-554 | 429-647 | 288-561 | 47-124 | 2-3 | |
| 1993 | 132 | 1,153 | 1,776 | .649 | | | 23-25 | 475-578 | 398-600 | 219-475 | 38-93 | 0-5 | |
| 1994 | 138 | 1,203 | 1,856 | .648 | | | 38-39 | 452-522 | 410-617 | 263-543 | 39-127 | 1-8 | |
| 1995 | 148 | 1,150 | 1,759 | .654 | | | 32-32 | 468-549 | 373-587 | 244-489 | 31-100 | 2-2 | |
| 1996 | 149 | 1,207 | 1,899 | .636 | | | 28-29 | 431-509 | 422-632 | 277-581 | 49-147 | 0-1 | |
| 1997 | 146 | 1,255 | 1,895 | .662 | | | 47-48 | 445-524 | 446-659 | 272-540 | 45-122 | 0-2 | |
| 1998 | 149 | 1,376 | 2,075 | .663 | | | 50-60 | 475-563 | 466-681 | 336-622 | 48-144 | 1-5 | |
| 1999 | 153 | 1,387 | 2,074 | .669 | | | 36-38 | 499-608 | 480-671 | 321-611 | 50-142 | 1-4 | |
| 2000 | 147 | 1,285 | 1,906 | .674 | | | 29-32 | 442-517 | 469-667 | 297-539 | 48-149 | 0-2 | |
| 2001 | 151 | 1,302 | 1,941 | .671 | | | 34-37 | 459-530 | 458-655 | 306-572 | 45-143 | 0-4 | |
| 2002 | 159 | *1,580 | *2,355 | .671 | | | 55-63 | 541-637 | 546-789 | 389-717 | 49-143 | 0-6 | |
| 2003 | 162 | 1,560 | 2,260 | .690 | | | 53-58 | 552-650 | 540-768 | 359-608 | 56-169 | 0-7 | |
| 2004 | 169 | 1,435 | 2,131 | .673 | | | 48-54 | 460-538 | 461-649 | 422-752 | 43-133 | 1-5 | |
| 2005 | NA | 1,525 | 2,209 | .690 | | | 42-43 | 572-666 | 514-726 | 346-647 | 51-127 | 0-0 | |

CONVENTIONAL

| Year | †No. | Totals | | | Breakdown by Distances | | | | | | | | |
|------|------|--------|-------|------|------------------------|------|-----------|---------|---------|--------|--------|------|---------|
| | | Made | Atts. | Pct. | 16-39 | Pct. | 16-49 | Pct. | 40-49 | Pct. | 50-59 | Pct. | 60 Plus |
| 1975 | 116 | 564 | 1,085 | .520 | 427-640 | .667 | 541-959 | .564 | 114-319 | .357 | 23-126 | .183 | 3-13 |
| 1976 | 101 | 608 | 1,192 | .510 | 460-720 | .639 | 594-1,065 | .558 | 134-345 | .388 | 14-127 | .110 | 0-7 |
| 1977 | 98 | 513 | 1,054 | .487 | 384-586 | .655 | 487-916 | .532 | 103-330 | .312 | 26-138 | .188 | 4-14 |
| 1978 | 86 | 440 | 761 | .578 | 352-516 | .682 | 434-729 | .595 | 82-213 | .385 | 6-32 | .188 | 0-0 |
| 1979 | 70 | 333 | 585 | .569 | | | 10-14 | 140-185 | 111-198 | 63-150 | 9-37 | 0-1 | |
| 1980 | 62 | 258 | 471 | .548 | | | 5-7 | 81-113 | 110-174 | 56-142 | 6-33 | 0-2 | |
| 1981 | 50 | 195 | 367 | .531 | | | 8-9 | 70-97 | 69-126 | 41-112 | 7-22 | 0-1 | |
| 1982 | 25 | 103 | 195 | .528 | | | 3-4 | 36-50 | 34-62 | 25-59 | 5-18 | 0-2 | |
| 1983 | 23 | 112 | 181 | .619 | | | 4-5 | 40-55 | 46-58 | 22-50 | 0-12 | 0-1 | |
| 1984 | 10 | 44 | 76 | .579 | | | 0-1 | 17-26 | 20-33 | 7-15 | 0-1 | 0-0 | |
| 1985 | 12 | 81 | 138 | .587 | | | 3-4 | 22-29 | 29-40 | 19-44 | 8-20 | 0-1 | |
| 1986 | 8 | 58 | 89 | .652 | | | 4-4 | 21-28 | 17-27 | 14-24 | 2-6 | 0-0 | |
| 1987 | 4 | 35 | 50 | .700 | | | 4-4 | 10-14 | 14-16 | 6-9 | 1-7 | 0-0 | |
| 1988 | 5 | 26 | 40 | .650 | | | 0-0 | 17-21 | 5-7 | 4-10 | 0-2 | 0-0 | |
| 1989 | 2 | 37 | 47 | .787 | | | 1-1 | 19-20 | 12-16 | 5-9 | 0-1 | 0-0 | |
| 1990 | 2 | 23 | 38 | .605 | | | 1-1 | 8-10 | 8-9 | 4-13 | 2-5 | 0-0 | |
| 1991 | 2 | 16 | 24 | .667 | | | 0-0 | 5-9 | 6-7 | 5-7 | 0-1 | 0-0 | |
| 1992 | 1 | 12 | 18 | .667 | | | 0-0 | 5-6 | 6-8 | 1-4 | 0-0 | 0-0 | |
| 1993 | 1 | 6 | 11 | .545 | | | 0-0 | 4-5 | 2-3 | 0-3 | 0-0 | 0-0 | |

| Year | Totals | | | | Breakdown by Distances | | | | | |
|------|--------|------|-------|-------|------------------------|-------|-------|-------|-------|---------|
| | †No. | Made | Atts. | Pct. | Under 20 | 20-29 | 30-39 | 40-49 | 50-59 | 60 Plus |
| 1994 | 1 | 17 | 21 | *.810 | 1-1 | 6-6 | 9-9 | 0-4 | 1-1 | 0-0 |
| 1995 | 0 | 0 | 0 | .000 | 0-0 | 0-0 | 0-0 | 0-0 | 0-0 | 0-0 |
| 1996 | 0 | 0 | 0 | .000 | 0-0 | 0-0 | 0-0 | 0-0 | 0-0 | 0-0 |
| 1997 | 0 | 0 | 0 | .000 | 0-0 | 0-0 | 0-0 | 0-0 | 0-0 | 0-0 |
| 1998 | 0 | 0 | 0 | .000 | 0-0 | 0-0 | 0-0 | 0-0 | 0-0 | 0-0 |
| 1999 | 0 | 0 | 0 | .000 | 0-0 | 0-0 | 0-0 | 0-0 | 0-0 | 0-0 |
| 2000 | 0 | 0 | 0 | .000 | 0-0 | 0-0 | 0-0 | 0-0 | 0-0 | 0-0 |
| 2001 | 0 | 0 | 0 | .000 | 0-0 | 0-0 | 0-0 | 0-0 | 0-0 | 0-0 |
| 2002 | 0 | 0 | 0 | .000 | 0-0 | 0-0 | 0-0 | 0-0 | 0-0 | 0-0 |
| 2003 | 0 | 0 | 0 | .000 | 0-0 | 0-0 | 0-0 | 0-0 | 0-0 | 0-0 |
| 2004 | 0 | 0 | 0 | .000 | 0-0 | 0-0 | 0-0 | 0-0 | 0-0 | 0-0 |
| 2005 | 0 | 0 | 0 | .000 | 0-0 | 0-0 | 0-0 | 0-0 | 0-0 | 0-0 |

*Record. †Number of kickers attempting at least one field goal.

Average Yardage of Field Goals

(Division I-A Kickers Only)

| Year | Soccer-Style | | | Conventional | | | Total | | |
|------|--------------|--------|-------|--------------|--------|-------|-------|--------|-------|
| | Made | Missed | Total | Made | Missed | Total | Made | Missed | Total |
| 1975 | 35.1 | 43.2 | 39.0 | 33.1 | 41.3 | 37.0 | 34.1 | 42.2 | 37.9 |
| 1976 | 35.0 | 43.1 | 39.0 | 33.2 | 40.7 | 36.9 | 34.0 | 41.8 | 37.9 |
| 1977 | 34.7 | 44.3 | 39.5 | 33.3 | 41.9 | 37.7 | 34.1 | 43.2 | 38.7 |
| 1978 | 34.0 | 39.9 | 36.4 | 31.9 | 38.3 | 34.6 | 33.2 | 39.3 | 35.7 |
| 1979 | 33.7 | 39.9 | 36.2 | 31.9 | 38.0 | 34.5 | 33.2 | 39.3 | 35.7 |
| 1980 | 34.0 | 40.7 | 36.7 | 33.4 | 39.6 | 36.2 | 33.8 | 40.4 | 36.6 |
| 1981 | 33.9 | 40.1 | 36.2 | 33.2 | 38.6 | 35.7 | 33.8 | 39.8 | 36.1 |
| 1982 | 34.8 | 41.8 | 37.2 | 34.0 | 39.8 | 36.7 | 34.7 | 41.5 | 37.1 |
| 1983 | 34.7 | 42.1 | 37.2 | 32.3 | 40.5 | 35.5 | 34.5 | 41.9 | 37.0 |
| 1984 | 34.4 | 41.8 | 36.7 | 32.3 | 34.9 | 33.4 | 34.3 | 41.5 | 36.5 |
| 1985 | 34.5 | 41.3 | 36.8 | 35.4 | 41.7 | 38.0 | 34.5 | 41.3 | 36.9 |
| 1986 | 33.9 | 41.6 | 36.6 | 32.5 | 38.6 | 34.7 | 33.9 | 41.4 | 36.5 |
| 1987 | 33.5 | 41.8 | 36.2 | 32.3 | 41.4 | 35.1 | 33.5 | 41.8 | 36.2 |
| 1988 | 33.9 | 41.7 | 36.4 | 30.0 | 37.6 | 32.7 | 32.0 | 39.3 | 34.4 |
| 1989 | 33.5 | 41.2 | 35.9 | 30.5 | 39.6 | 32.4 | 33.4 | 41.2 | 35.8 |
| 1990 | 33.4 | 41.3 | 36.0 | 33.4 | 42.0 | 36.7 | 33.4 | 41.3 | 36.0 |
| 1991 | 33.2 | 40.7 | 35.8 | 28.6 | 31.9 | 40.7 | 35.9 | 40.4 | 36.1 |
| 1992 | 34.1 | 41.2 | 36.7 | 30.1 | 37.8 | 32.7 | 37.2 | 41.3 | 37.8 |
| 1993 | 32.4 | 38.9 | 34.7 | 26.8 | 38.0 | 31.9 | 32.3 | 38.9 | 34.6 |
| 1994 | 32.9 | 40.6 | 35.6 | 31.4 | 45.5 | 34.0 | 32.9 | 40.7 | 35.6 |
| 1995 | 32.4 | 40.1 | 35.0 | — | — | — | 32.4 | 40.1 | 35.0 |
| 1996 | 33.4 | 40.5 | 36.0 | — | — | — | 33.4 | 40.5 | 36.0 |
| 1997 | 33.2 | 40.1 | 35.5 | — | — | — | 33.2 | 40.1 | 35.5 |
| 1998 | 33.4 | 40.6 | 36.1 | — | — | — | 33.4 | 40.6 | 36.1 |
| 1999 | 34.0 | 40.9 | 36.8 | — | — | — | 34.0 | 40.9 | 36.8 |
| 2000 | 33.8 | 40.3 | 36.2 | — | — | — | 33.8 | 40.3 | 36.2 |
| 2001 | 34.1 | 40.2 | 36.4 | — | — | — | 34.1 | 40.2 | 36.4 |
| 2002 | 34.9 | 40.5 | 36.6 | — | — | — | 34.9 | 40.5 | 36.6 |
| 2003 | 34.8 | 40.6 | 36.7 | — | — | — | 34.8 | 40.6 | 36.7 |
| 2004 | 34.4 | 40.8 | 36.8 | — | — | — | 34.4 | 40.8 | 36.8 |
| 2005 | 33.1 | 39.9 | 35.2 | — | — | — | 33.1 | 39.9 | 35.2 |

Division I-A Extra-Point Trends

(From Start of Two-Point Attempts)

| Year | Games | Percent of Total Tries | | Kick Attempts | | | Two-Point Attempts | | |
|------|-------|------------------------|-------|---------------|-------|------|--------------------|------|-------|
| | | Kick | 2-Pt. | Atts. | Made | Pct. | Atts. | Made | Pct. |
| 1958 | 578 | #.486 | *.514 | 1,295 | 889 | .686 | *1,371 | *613 | .447 |
| 1959 | 578 | .598 | .402 | 1,552 | 1,170 | .754 | 1,045 | 421 | .403 |
| 1960 | 596 | .701 | .299 | 1,849 | 1,448 | .783 | 790 | 345 | .437 |
| 1961 | 574 | .723 | .277 | 1,842 | 1,473 | .800 | 706 | 312 | .442 |
| 1962 | 602 | .724 | .276 | 1,987 | 1,549 | .780 | 757 | 341 | .450 |
| 1963 | 605 | .776 | .224 | 2,057 | 1,659 | .807 | 595 | 256 | .430 |
| 1964 | 613 | .814 | .186 | 2,053 | 1,704 | .830 | 469 | 189 | .403 |
| 1965 | 619 | .881 | .119 | 2,460 | 2,083 | .847 | 331 | 134 | .405 |
| 1966 | 626 | .861 | .139 | 2,530 | 2,167 | .857 | 410 | 165 | .402 |
| 1967 | 611 | .869 | .131 | 2,629 | 2,252 | .857 | 397 | 160 | .403 |
| 1968 | 615 | .871 | .129 | 3,090 | 2,629 | .851 | 456 | 181 | .397 |
| 1969 | 621 | .880 | .120 | 3,168 | 2,781 | .878 | 432 | 170 | .394 |
| 1970 | 667 | .862 | .138 | 3,255 | 2,875 | .883 | 522 | 246 | *.471 |
| 1971 | 726 | .889 | .111 | 3,466 | 3,081 | .889 | 433 | 173 | .400 |
| 1972 | 720 | .872 | .128 | 3,390 | 3,018 | .890 | 497 | 219 | .441 |
| 1973 | 741 | .893 | .107 | 3,637 | 3,258 | .896 | 435 | 180 | .414 |
| 1974 | 749 | .885 | .115 | 3,490 | 3,146 | .901 | 455 | 211 | .464 |
| 1975 | 785 | .891 | .109 | 3,598 | 3,266 | .908 | 440 | 171 | .389 |
| 1976 | 796 | .877 | .123 | 3,579 | 3,241 | .906 | 502 | 203 | .404 |
| 1977 | 849 | .891 | .109 | 4,041 | 3,668 | .908 | 495 | 209 | .422 |
| 1978 | 816 | .884 | .116 | 3,808 | 3,490 | .916 | 498 | 208 | .418 |
| 1979 | 811 | .897 | .103 | 3,702 | 3,418 | .923 | 424 | 176 | .415 |

| Year | Games | Percent of Total Tries | | Kick Attempts | | | Two-Point Attempts | | |
|------|-------|------------------------|-------|---------------|--------|-------|--------------------|------|-------|
| | | Kick | 2-Pt. | Atts. | Made | Pct. | Atts. | Made | Pct. |
| 1980 | 810 | .895 | .105 | 3,785 | 3,480 | .919 | 442 | 170 | .384 |
| 1981 | 788 | .901 | .099 | 3,655 | 3,387 | .927 | 403 | 172 | .427 |
| 1982 | 599 | .901 | .099 | 2,920 | 2,761 | .946 | 320 | 120 | .375 |
| 1983 | 631 | .896 | .104 | 3,080 | 2,886 | .937 | 356 | 151 | .424 |
| 1984 | 626 | .889 | .111 | 2,962 | 2,789 | .942 | 370 | 173 | .468 |
| 1985 | 623 | .899 | .101 | 3,068 | 2,911 | .949 | 345 | 121 | #.351 |
| 1986 | 619 | .905 | .095 | 3,132 | 2,999 | .958 | 330 | 131 | .397 |
| 1987 | 615 | .892 | .108 | 3,094 | 2,935 | .949 | 375 | 163 | .435 |
| 1988 | 616 | .899 | .101 | 3,215 | 3,074 | .956 | 363 | 156 | .430 |
| 1989 | 614 | .888 | .112 | 3,233 | 3,090 | .956 | 409 | 179 | .438 |
| 1990 | 623 | .911 | .089 | 3,429 | 3,291 | *.960 | 335 | 138 | .412 |
| 1991 | 617 | .906 | .094 | 3,279 | 3,016 | .920 | 342 | 128 | .374 |
| 1992 | 619 | .899 | .101 | 3,156 | 2,967 | .940 | 353 | 159 | .450 |
| 1993 | 613 | .912 | .088 | 3,455 | 3,251 | .941 | 333 | 143 | .429 |
| 1994 | 617 | .897 | .103 | 3,433 | 3,207 | .934 | 395 | 163 | .413 |
| 1995 | 622 | .902 | .098 | 3,594 | 3,354 | .933 | 389 | 173 | .445 |
| 1996 | 644 | .923 | .077 | 3,862 | 3,630 | .940 | 322 | 144 | .447 |
| 1997 | 646 | .913 | .087 | 3,828 | 3,572 | .933 | 367 | 155 | .422 |
| 1998 | 652 | .919 | .081 | 3,826 | 3,590 | .938 | 339 | 146 | .431 |
| 1999 | 663 | .926 | .074 | 3,957 | 3,725 | .941 | 315 | 128 | .406 |
| 2000 | 638 | .934 | .066 | 3,955 | 3,701 | .936 | 278 | 114 | .410 |
| 2001 | 645 | .923 | .077 | 4,125 | 3,897 | .945 | 342 | 138 | .404 |
| 2002 | 740 | .930 | .070 | *4,744 | 4,452 | .938 | 359 | 156 | .435 |
| 2003 | 735 | .943 | .057 | 4,705 | *4,482 | .953 | 287 | 116 | .404 |
| 2004 | 677 | .950 | .050 | 4,317 | 4,112 | .953 | 229 | #97 | .424 |
| 2005 | 691 | *.953 | #.047 | 4,361 | 4,160 | .954 | #215 | 98 | .456 |

*Record high. #Record low.

Division I-A Extra-Point Kick Attempts (1938-57)

| Year | Pct. Made | Year | Pct. Made | Year | Pct. Made | Year | Pct. Made |
|---------|-----------|------|-----------|------|-----------|------|-----------|
| 1938 | .608 | 1946 | .657 | 1951 | .711 | 1956 | .666 |
| 1939 | .625 | 1947 | .657 | 1952 | .744 | 1957 | .653 |
| 1940 | .607 | 1948 | .708 | 1953 | .650 | | |
| 1941 | .638 | 1949 | .738 | 1954 | .656 | | |
| 1942-45 | * | 1950 | .713 | 1955 | .669 | | |

*Not compiled.

Division I-A Defensive Extra-Point Trends

In 1988, the NCAA Football Rules Committee adopted a rule that gave defensive teams an opportunity to score two points on point-after-touchdown tries. The two points were awarded for returning an interception or advancing a blocked kick for a touchdown on point-after tries.

| Year | Games | Kick Ret./TDs | Int. Ret./TDs | Total Ret./TDs |
|------|-------|---------------|---------------|----------------|
| 1988 | 616 | 8/2 | 6/0 | 14/2 |
| 1989 | 614 | 12/3 | 9/2 | 21/5 |
| 1990 | 623 | 9/3 | 5/2 | 14/5 |
| 1991 | 617 | 9/3 | 10/3 | 19/6 |
| 1992 | 619 | 8/5 | 1/0 | 9/5 |
| 1993 | 613 | 5/2 | 6/1 | 11/3 |
| 1994 | 617 | 4/0 | 8/3 | 12/3 |
| 1995 | 622 | 12/5 | 5/3 | 17/8 |
| 1996 | 644 | 9/4 | 7/3 | 16/7 |
| 1997 | 646 | 13/3 | 6/1 | 19/4 |
| 1998 | 652 | 11/4 | 7/4 | 18/8 |
| 1999 | 663 | 8/2 | 3/0 | 11/2 |
| 2000 | 638 | 10/3 | 5/2 | 15/5 |

| Year | Games | Kick Ret./TDs | Int. Ret./TDs | Total Ret./TDs |
|---------------|---------------|------------------|------------------|-------------------|
| 2001 | 645 | 11/4 | 7/3 | 18/7 |
| 2002 | 740 | 19/4 | 6/3 | 25/7 |
| 2003 | 735 | 16/5 | 5/3 | 21/8 |
| 2004 | 677 | 13/3 | 4/2 | 17/5 |
| 2005 | 691 | 17/7 | 8/2 | 25/9 |
| Totals | 11,672 | 194/62 | 108/37 | 302/99 |

| Year | Games | Fumble Rec./TDs |
|---------------|---------------|------------------|
| 1990 | 623 | 51/17 |
| 1991 | 617 | 60/16 |
| 1992 | 619 | 126/34 |
| 1993 | 613 | 117/24 |
| 1994 | 617 | 131/43 |
| 1995 | 622 | 148/49 |
| 1996 | 644 | 195/86 |
| 1997 | 646 | 206/76 |
| 1998 | 652 | 136/73 |
| 1999 | 663 | 150/84 |
| 2000 | 638 | 166/75 |
| 2001 | 645 | 152/78 |
| 2002 | 740 | 177/84 |
| 2003 | 735 | 194/88 |
| 2004 | 677 | 171/76 |
| 2005 | 691 | 211/78 |
| Totals | 10,442 | 2,391/981 |

Division I-A Fumble-Recovery Returns

In 1990, the NCAA Football Rules Committee adopted a rule that gave the defense an opportunity to advance fumbles that occur beyond the neutral zone (or line of scrimmage). In 1992, the rule was changed to allow defenses to advance any fumble regardless of position behind or beyond the line of scrimmage. Here are the number of fumble recoveries by division that were advanced, and the number that resulted in a score.

Major-College Tie Games

The record for most tie games in a single week is six—on October 27, 1962; September 28, 1963; and October 9, 1982.

Note: Tiebreaker procedures began with 1996 season.

| Year | No. | Games | Pct. | Scoreless |
|-------|-----|-------|------|-----------|
| 1954 | 15 | 551 | 2.72 | 2 |
| 1955 | 22 | 536 | 4.10 | 1 |
| 1956 | 28 | 558 | 5.02 | 2 |
| 1957 | 24 | 570 | 4.21 | 4 |
| 1958* | 19 | 578 | 3.29 | 2 |
| 1959 | 13 | 578 | 2.25 | 4 |
| 1960 | 23 | 596 | 3.86 | 4 |
| 1961 | 11 | 574 | 1.92 | 1 |
| 1962 | 20 | 602 | 3.32 | 2 |
| 1963 | 25 | 605 | 4.13 | 4 |
| 1964 | 19 | 613 | 3.10 | 2 |
| 1965 | 19 | 619 | 3.07 | 4 |
| 1966 | 13 | 626 | 2.08 | 0 |
| 1967 | 14 | 611 | 2.29 | 1 |
| 1968 | 17 | 615 | 2.76 | 1 |
| 1969 | 9 | 621 | 1.45 | 0 |
| 1970 | 7 | 667 | 1.05 | 0 |
| 1971 | 12 | 726 | 1.65 | 1 |
| 1972 | 14 | 720 | 1.94 | 1 |
| 1973 | 18 | 741 | 2.43 | 2 |
| 1974 | 18 | 749 | 2.40 | 0 |
| 1975 | 16 | 785 | 2.04 | 0 |
| 1976 | 13 | 796 | 1.63 | 1 |
| 1977 | 16 | 849 | 1.88 | 1 |
| 1978 | 16 | 816 | 1.96 | 1 |
| 1979 | 17 | 811 | 2.10 | 1 |
| 1980 | 12 | 810 | 1.48 | 0 |
| 1981 | 17 | 788 | 2.16 | 0 |
| 1982 | 14 | 599 | 2.34 | 0 |
| 1983 | 13 | 631 | 2.06 | †1 |
| 1984 | 15 | 626 | 2.40 | 0 |
| 1985 | 13 | 623 | 2.09 | 0 |
| 1986 | 10 | 619 | 1.62 | 0 |
| 1987 | 13 | 615 | 2.11 | 0 |
| 1988 | 12 | 616 | 1.95 | 0 |

| Year | No. | Games | Pct. | Scoreless |
|------|-----|-------|------|-----------|
| 1989 | 15 | 614 | 2.44 | 0 |
| 1990 | 15 | 623 | 2.41 | 0 |
| 1991 | 14 | 617 | 2.27 | 0 |
| 1992 | 13 | 619 | 2.10 | 0 |
| 1993 | 11 | 613 | 1.79 | 0 |
| 1994 | 13 | 617 | 2.11 | 0 |
| 1995 | 9 | 622 | 1.45 | 0 |

*First year of two-point conversion rule. †Last scoreless tie game: Nov. 19, 1983, Oregon vs. Oregon St.

Highest-Scoring Tie Games

(Home Team Listed First; Both Teams Classified Major-College or Division I-A at Time)

Note: Tiebreaker procedures began with 1996 season.

| Score | Date | Opponents |
|-------|----------|---------------------------------|
| 52-52 | 11-16-91 | San Diego St.-Brigham Young |
| 48-48 | 9-8-79 | San Jose St.-Utah St. |
| 43-43 | 11-12-88 | Duke-North Carolina St. |
| 41-41 | 9-10-94 | Northwestern-Stanford |
| 41-41 | 9-23-89 | San Diego St.-Cal St. Fullerton |
| 40-40 | 11-8-75 | Idaho-Weber St. |
| 39-39 | 11-7-82 | Texas Tech-TCU |
| 37-37 | 9-23-67 | *Alabama-Florida St. |
| 36-36 | 9-30-72 | Georgia Tech-Rice |
| 35-35 | 9-23-95 | Michigan St.-Purdue |
| 35-35 | 11-16-91 | San Jose St.-Hawaii |
| 35-35 | 12-9-89 | Hawaii-Air Force |
| 35-35 | 9-23-89 | Colorado St.-Eastern Mich. |
| 35-35 | 10-7-78 | Ohio St.-SMU |
| 35-35 | 10-19-74 | Idaho-Montana |
| 35-35 | 10-9-71 | New Mexico-New Mexico St. |
| 35-35 | 9-27-69 | Minnesota-Ohio |
| 35-35 | 9-21-68 | Washington-Rice |
| 35-35 | 11-18-67 | Navy-Vanderbilt |
| 35-35 | 12-11-48 | †Pacific—Hardin-Simmons |
| 34-34 | 10-6-90 | Iowa St.-Kansas |
| 33-33 | 10-1-83 | California-Arizona |
| 33-33 | 9-24-49 | TCU-Oklahoma St. |
| 33-33 | 10-31-31 | Yale-Dartmouth |

* At Birmingham. † Grape Bowl, Lodi, Calif.

Home-Field Records

(Includes Host Teams at Neutral-Site Games)

| Year | Games | Home Team | | | Pct. |
|------|-------|-----------|------|------|-------|
| | | Won | Lost | Tied | |
| 1966 | 626 | 365 | 248 | 13 | .594 |
| 1967 | 611 | 333 | 264 | 14 | .557 |
| 1968 | 615 | 348 | 250 | 17 | .580 |
| 1969 | 621 | 366 | 246 | 9 | .596 |
| 1970 | 667 | 399 | 261 | 7 | .603 |
| 1971 | 726 | 416 | 298 | 12 | .581 |
| 1972 | 720 | 441 | 265 | 14 | .622 |
| 1973 | 741 | 439 | 284 | 18 | .605 |
| 1974 | 749 | 457 | 274 | 18 | .622 |
| 1975 | 785 | 434 | 335 | 16 | .563 |
| 1976 | 796 | 463 | 320 | 13 | .590 |
| 1977 | 849 | 501 | 332 | 16 | .600 |
| 1978 | 816 | 482 | 318 | 16 | .601 |
| 1979 | 811 | 460 | 334 | 17 | .578 |
| 1980 | 809 | 471 | 327 | 12 | .589 |
| 1981 | 788 | 457 | 314 | 17 | .591 |
| 1982 | 599 | 368 | 217 | 14 | .626 |
| 1983 | 631 | 364 | 254 | 13 | .587 |
| 1984 | 626 | 371 | 240 | 15 | .605 |
| 1985 | 623 | 371 | 239 | 13 | .606 |
| 1986 | 619 | 363 | 246 | 10 | .595 |
| 1987 | 615 | 387 | 215 | 13 | *.640 |
| 1988 | 616 | 370 | 234 | 12 | .610 |
| 1989 | 614 | 365 | 234 | 15 | .607 |
| 1990 | 623 | 373 | 235 | 15 | .611 |
| 1991 | 617 | 362 | 241 | 14 | .598 |
| 1992 | 619 | 388 | 218 | 13 | .637 |
| 1993 | 613 | 375 | 227 | 11 | .621 |
| 1994 | 617 | 357 | 247 | 13 | .589 |
| 1995 | 622 | 354 | 259 | 9 | .576 |
| 1996 | 644 | 389 | 255 | 0 | .604 |
| 1997 | 646 | 392 | 254 | 0 | .607 |
| 1998 | 652 | 399 | 253 | 0 | .612 |
| 1999 | 663 | 403 | 260 | 0 | .608 |
| 2000 | 638 | 391 | 247 | 0 | .613 |
| 2001 | 645 | 401 | 244 | 0 | .622 |
| 2002 | 734 | 456 | 278 | 0 | .621 |
| 2003 | 728 | 452 | 276 | 0 | .621 |
| 2004 | 677 | 419 | 258 | 0 | .619 |
| 2005 | 708 | 418 | 290 | 0 | .590 |

* Record.

Number of Collegiate Underclassmen to Forego Their Remaining Eligibility to Enter the NFL Draft

(Beginning with 1989 NFL Draft; Numbers include all NCAA divisions)

| Year | No. Declared | Underclassmen Drafted | No. Drafted in 1st Round |
|------|--------------|-----------------------|--------------------------|
| 1989 | 25 | 12 | 3 |
| 1990 | 38 | 18 | 8 (1) |
| 1991 | 33 | 22 | 4 |
| 1992 | 48 | 25 | 11 (1) |
| 1993 | 46 | 24 | 10 (1) |
| 1994 | 43 | 26 | 11 (1) |
| 1995 | 42 | 22 | 11 (1) |
| 1996 | 46 | 21 | 8 |
| 1997 | 44 | 27 | (1) |
| 1998 | 41 | 20 | 9 |
| 1999 | 42 | 27 | 10 (1) |
| 2000 | 31 | 20 | 6 |
| 2001 | 54 | 31 | 13 (1) |
| 2002 | 43 | 26 | 12 |
| 2003 | 54 | 32 | 10 |
| 2004 | 43 | 34 | 15 |
| 2005 | 49 | 37 | 10 (1) |
| 2006 | 48 | 35 | 6 (1) |

Note: (1) indicates that an underclassman was drafted overall No. 1 in entire draft. They were: 1990 (Jeff George); 1992 (Steve Emman); 1993 (Drew Bledsoe); 1994 (Dan Wilkinson); 1995 (Ki-Jana Carter); 1997 (Orlando Pace); 1999 (Tim Couch); 2001 (Michael Vick); 2005 (Alex Smith); 2006 (Marco Williams).

I-A Members Since 1978

The following list shows years of active membership for current and former Division I-A football-playing institutions. The lists are from 1978, the year Division I was divided into I-A and I-AA.

ACTIVE MEMBERS

| Team | Year(s) |
|----------------|---------------------|
| Air Force | 1978-present |
| Akron | 1987-present |
| Alabama | 1978-present |
| UAB | 1996-present |
| Arizona | 1978-present |
| Arizona St. | 1978-present |
| Arkansas | 1978-present |
| Arkansas St. | 1978-81, 92-present |
| Army | 1978-present |
| Auburn | 1978-present |
| Ball St. | 1978-81, 83-present |
| Baylor | 1978-present |
| Boise St. | 1996-present |
| Boston College | 1978-present |
| Bowling Green | 1978-81, 83-present |
| Brigham Young | 1978-present |
| Buffalo | 1999-present |
| California | 1978-present |
| UCF | 1996-present |
| Central Mich. | 1978-present |
| Cincinnati | 1978-81, 83-present |
| Clemson | 1978-present |
| Colorado | 1978-present |
| Colorado St. | 1978-present |
| Connecticut | 2002-present |
| Duke | 1978-present |
| East Caro. | 1978-present |
| Eastern Mich. | 1978-81, 83-present |
| Florida | 1978-present |
| Fla. Atlantic | 2006 |
| Florida Int'l | 2006 |
| Florida St. | 1978-present |
| Fresno St. | 1978-present |
| Georgia | 1978-present |
| Georgia Tech | 1978-present |
| Hawaii | 1978-present |
| Houston | 1978-present |
| Idaho | 1996-present |
| Illinois | 1978-present |
| Indiana | 1978-present |
| Iowa | 1978-present |
| Iowa St. | 1978-present |
| Kansas | 1978-present |

| Team | Year(s) |
|--------------------|---------------------|
| Kansas St. | 1978-present |
| Kent St. | 1978-81, 83-present |
| Kentucky | 1978-present |
| La.-Lafayette | 1978-present |
| La.-Monroe | 1978-81, 94-present |
| LSU | 1978-present |
| Louisiana Tech | 1978-81, 89-present |
| Louisville | 1978-present |
| Marshall | 1978-81, 97-present |
| Maryland | 1978-present |
| Memphis | 1978-present |
| Miami (Fla.) | 1978-present |
| Miami (Ohio) | 1978-81, 83-present |
| Michigan | 1978-present |
| Michigan St. | 1978-present |
| Middle Tenn. | 1999-present |
| Minnesota | 1978-present |
| Mississippi | 1978-present |
| Mississippi St. | 1978-present |
| Missouri | 1978-present |
| Navy | 1978-present |
| Nebraska | 1978-present |
| Nevada | 1992-present |
| UNLV | 1978-present |
| New Mexico | 1978-present |
| New Mexico St. | 1978-present |
| North Carolina | 1978-present |
| North Carolina St. | 1978-present |
| North Texas | 1978-81, 95-present |
| Northern Ill. | 1978-81, 83-present |
| Northwestern | 1978-present |
| Notre Dame | 1978-present |
| Ohio | 1978-81, 83-present |
| Ohio St. | 1978-present |
| Oklahoma | 1978-present |
| Oklahoma St. | 1978-present |
| Oregon | 1978-present |
| Oregon St. | 1978-present |
| Penn St. | 1978-present |
| Pittsburgh | 1978-present |
| Purdue | 1978-present |
| Rice | 1978-present |
| Rutgers | 1978-present |
| San Diego St. | 1978-present |

| Team | Year(s) |
|---------------------|---------------------|
| San Jose St. | 1978-present |
| South Carolina | 1978-present |
| South Fla. | 2001-present |
| Southern California | 1978-present |
| SMU | 1978-86, 89-present |
| Southern Miss. | 1978-present |
| Stanford | 1978-present |
| Syracuse | 1978-present |
| Temple | 1978-present |
| Tennessee | 1978-present |
| Texas | 1978-present |
| UTEP | 1978-present |
| Texas A&M | 1978-present |
| TCU | 1978-present |
| Texas Tech | 1978-present |
| Toledo | 1978-present |
| Troy | 2002-present |
| Tulane | 1978-present |
| Tulsa | 1978-present |
| UCLA | 1978-present |
| Utah | 1978-present |
| Utah St. | 1978-present |
| Vanderbilt | 1978-present |
| Virginia | 1978-present |
| Virginia Tech | 1978-present |
| Wake Forest | 1978-present |
| Washington | 1978-present |
| Washington St. | 1978-present |
| West Virginia | 1978-present |
| Western Mich. | 1978-81, 83-present |
| Wisconsin | 1978-present |
| Wyoming | 1978-present |

FORMER MEMBERS

| | |
|-------------------|----------|
| Appalachian St. | 1978-81 |
| Brown | 1978-81 |
| Cal St. Fullerton | 1978-92* |
| Chattanooga | 1978-81 |
| Citadel | 1978-81 |
| Colgate | 1978-81 |
| Columbia | 1978-81 |
| Cornell | 1978-81 |
| Dartmouth | 1978-81 |
| Drake | 1978-80 |

| Team | Year(s) |
|----------------|----------|
| East Tenn. St. | 1978-81* |
| Furman | 1978-81 |
| Harvard | 1978-81 |
| Holy Cross | 1978-81 |
| Illinois St. | 1978-81 |
| Indiana St. | 1978-81 |
| Lamar | 1978-81* |
| Long Beach St. | 1978-91* |

| Team | Year(s) |
|-----------------|----------|
| McNeese St. | 1978-81 |
| Pacific | 1978-95* |
| Penn. | 1978-81 |
| Princeton | 1978-81 |
| Richmond | 1978-81 |
| Southern Ill. | 1978-81 |
| Tennessee St. | 1978-80 |
| Texas-Arlington | 1978-81* |

| Team | Year(s) |
|----------------|----------|
| Villanova | 1978-80 |
| VMI | 1978-81 |
| West Tex. A&M | 1978-80 |
| Western Caro. | 1978-81 |
| Wichita St. | 1978-86* |
| William & Mary | 1978-81 |
| Yale | 1978-81 |

*Dropped football program.

College Football Rules Changes

The Ball

- 1869**—Round, rubber Association ball.
1875—Egg-shaped, leather-covered Rugby ball.
1896—Prolate spheroid, without specific measurements.
1912—28-28 1/2 inches around ends, 22 1/2-23 inches around middle, weight 14-15 ounces.
1929—28-28 1/2 inches around ends, 22-22 1/2 inches around middle, weight 14-15 ounces.
1934—28-28 1/2 inches around ends, 21 1/4-21 1/2 inches around middle, weight 14-15 ounces.
1941—For night games, a white ball or other colored ball with two black stripes around the ball may be used at the discretion of the referee.
1952—Ball may be inclined no more than 45 degrees by snapper.
1956—Rubber-covered ball permitted.
1973—Teams allowed to use ball of their choice while in possession.
1978—Ball may not be altered, and new or nearly new balls added.
1982—10 7/8 to 11 7/16 inches long, 20 3/4 to 21 1/4 inches around middle, and 27 3/4 to 28 1/2 inches long-axis circumference.
1993—Rubber or composition ball ruled illegal.

The Field

- 1869**—120 yards by 75 yards; uprights 24 feet apart.
1871—166 2/3 yards by 100 yards.
1872—133 1/3 yards by 83 1/3 yards.
1873—Uprights 25 feet apart.
1876—110 yards by 53 1/3 yards. Uprights 18 1/2 feet apart; crossbar 10 feet high.
1882—Field marked with transverse lines every five yards. This distance to be gained in three downs to retain possession.
1912—Field 120 yards by 53 1/3 yards, including two 10-yard end zones.
1927—Goal posts moved back 10 yards, to end line.
1957—Team area at 35-yard lines.
1959—Uprights widened to 23 feet, 4 inches apart.
1966—Pylons placed in corners of end zone and at goal lines mandatory in 1974.
1991—Uprights moved back to 18 feet, 6 inches apart.
1993—Hash marks moved six feet, eight inches closer to center of field to 60 feet from each sideline (40 feet apart).

Scoring

- 1869**—All goals count 1 each.
1883—Safety 1, touchdown 4, goal after TD 4, goal from field 5.
1884—Safety 2, touchdown 4, goal from field 5.
1897—Touchdown 4, field goal 5, touchdown failing goal 5, safety 2.
1902—Teams change goals after every try at goal following a touchdown, after every goal from the field and also at the beginning of the half.
1904—Goal from field 4.
1909—Goal from field 3.
1912—Touchdown 4.
1921—Ball put in play at 30-yard line after a safety, 20-yard line after a touchback.
1922—Try-for-point by scrimmage play from 5-yard line.
1924—Try-for-point by scrimmage play from 3-yard line.

- 1927**—Goal posts placed on end lines.
1929—Try-for-point by scrimmage play from 2-yard line.
1958—One-point & two-point conversion (from 3-yard line). One-point safety added.
1974—Ball must go between the uprights for a successful field goal, over the uprights previously scored.
1976—Forfeit score changed from 1-0 to score at time of forfeit if the offended team is ahead at time of forfeit.
1984—Try may be eliminated at end of game if both captains agree.
1995—Try at end of game mandatory unless team behind in score leaves field.

Scoring Values

- 1882**—Touchdown 2 points; field goal 5 points; extra points 4 points
1883-87—Touchdown 4 points; field goal 5 points; extra points 4 points
1888-97—Touchdown 4 points; field goal 5 points; extra points 2 points
1898-1903—Touchdown 5 points; field goal 5 points; extra points 1 point
1904-08—Touchdown 5 points; field goal 4 points; extra points 1 point
1909-11—Touchdown 5 points; field goal 3 points; extra points 1 point
1912-57—Touchdown 6 points; field goal 3 points; extra points 1 point
1958-present—Touchdown 6 points; field goal 3 points; extra points 1 point/kick, 2 points/run or pass.
1988-present—Extra points 2 points/defense.

Note: Safety worth 1 point from 1882-1883, 2 points in all seasons since 1884.

Players

- 1869**—Each team consisted of 25 players.
1873—Each team consisted of 20 players.
1876—Each team consisted of 15 players.
1880—Each team consisted of 11 players.
1895—Only one man in motion forward before the snap. No more than three players behind the line. One player permitted in motion toward own goal line.
1910—Seven players required on line.
1911—Illegal to conceal ball beneath a player's clothing.
1947—All players urged to be numbered in a uniform manner. Ends to wear numbers in the 80s; tackles, 70s; guards, 60s; centers, 50s; and backs, 10-49.
1966—Mandatory numbering of five players on the line 50-79.
1970—All players numbered 1-99.

Equipment

- 1894**—No one wearing projecting nails or iron plates on his shoes, or any metal substance upon his person, is allowed to play. No greasy or sticky substance shall be used on the person of players.
1903—If head protectors are worn, there can be no sole leather or other hard or unyielding substances in their construction. Leather cleats on shoes allowed.
1908—First documented jersey numbers used by Washington & Jefferson.

- 1915**—Numbers added to jerseys.
1927—Rubber cleats allowed, but under no conditions are cleats to be dangerously sharp.
1930—No player shall wear equipment that endangers players. The committee forbids the use of head protectors or jerseys that are so similar in color to the ball that they give the wearer an unfair and unsportsmanlike advantage over the opponent. Stripes may be used to break up the solid colors.
1933—Head protectors or helmets recommended to be worn by all players.
1937—All players must wear minimum 6-inch Arabic numerals on the front and minimum 8-inch Arabic numerals on the back of jerseys.
1939—All players must wear helmets.
1946—All players must wear minimum 8-inch Arabic numerals on front (changed from 6 inches) and minimum 10-inch Arabic numerals on back of jerseys (changed from 8 inches), of a single color which must be in sharp contrast with the color of the jerseys.
1948—One-inch kicking tees permitted.
1951—Any circular or ring cleat prohibited unless it has rounded edges and a wall at least 3/16-inch thick. Face masks added to helmet. Must be made of non-breakable, molded plastic with rounded edges.
1962—All players recommended to wear properly fitted mouth protectors.
1965—Two-inch kicking tees permitted.
1966—Players prohibited from wearing equipment with electronic, mechanical or other signal devices for the purpose of communicating with any source.
1968—Metal face masks having surfaces with material as resilient as rubber are allowed.
1970—Shoe cleats more than one-half inch in length (changed from three-quarters inch) prohibited.
1972—All players must wear mouth protectors, beginning with 1973 season.
1973—All players shall wear head protectors with a secured chin strap.
1974—All players shall wear shoulder pads.
1976—All players shall wear hip pads and thigh guards.
1979—Beginning in 1981, one team shall wear white jerseys.
1982—Tearaway jersey eliminated by charging a timeout.
1983—Mandatory white jersey for visiting teams.
1986—Therapeutic or preventive knee braces must be worn under the pants.
1989—Kicking tees eliminated for field goals and extra-point attempts.
1991—Rib and back pad covering mandatory.
1994—Standards established to limit glove stickiness. Jerseys that extend below the top of the pants must be tucked into the pants.
1995—Home team may wear white jerseys if both teams agree before the season.
1996—Cleats limited to one-half inch in length (see 1970). Violators disqualified for remainder of game and entire next game. Rule a dead ball when a ball carrier's helmet comes completely off, with the ball belonging to runner's team at that spot. Jerseys must extend to top of pants and must be tucked in if longer.
1997—Require all players on the same team to wear white or team-colored socks of the same design and length. Leg coverings, such as tights, if worn, must be in team colors and of a uniform design for all players on the same team.
1998—All eye shields, if worn, must be clear (transparent) and made from molded and rigid material.

NCAA member institutions can, in the case of a death or catastrophic injury or illness, memorialize a player or person with a patch or decal not greater than 1 1/2 inches in diameter that displays the number, name or initials of the individual on the uniform or helmet.

- 1999**—Visible bandanas are ruled an illegal uniform attachment. Eye shields that are not clear are permitted, only with proper documentation from the player's institution and approval from a medical doctor designated by the NCAA Committee on Competitive Safeguards and Medical Aspects of Sports.
- 2000**—A maximum of two defensive players are allowed to wear 4-inch by 12-inch white towels without markings attached to the front belt.
- 2004**—A glove cannot include any additional material that connects any of the fingers and/or thumb. On scrimmage plays, one white towel without markings may be worn by one interior offensive lineman, one offensive backfield player and a maximum of two defensive players. The towels of the offensive backfield and defensive players must be 4-inches by 12-inches and must be worn on the front or side belt. There are no restrictions on the size or location of the towel worn by the offensive lineman. On free kicks, one white towel without markings may be worn by a maximum of two Team A and two Team B players. The towels worn on free kicks must be 4-inches by 12-inches and must be worn on the front or side belt.
- 2006**—The length of the kicking tee was shortened to one inch. Also, the use of eye shields that are not clear during games was eliminated.

Substitutions

- 1876**—Fifteen players to a team and few if any substitutions.
- 1882**—Replacements for disqualified or injured players.
- 1897**—Substitutions may enter the game any time at discretion of captains.
- 1922**—Players withdrawn during the first half may be returned during the second half. A player withdrawn in the second half may not return.
- 1941**—A player may substitute any time but may not be withdrawn or the outgoing player returned to the game until one play had intervened. Platoon football made possible.
- 1948**—Unlimited substitution on change of team possession.
- 1953**—Two-platoon abolished and players allowed to enter the game only once in each quarter.
- 1954-64**—Changes each year toward more liberalized substitution rule and platoon football.
- 1965**—Platoon football returns. Unlimited substitutions between periods, after a score or try.
- 1974**—Substitutes must be in for one play and replaced players out for one play.
- 1993**—Players who are bleeding or whose uniforms are saturated with blood must come out of the game until their return has been approved by medical personnel.
- 2000**—Offensive teams, while in the process of substitution or simulated substitution, are prohibited from rushing quickly to the line of scrimmage and snapping the ball with the obvious attempt to create a defensive disadvantage.
- 2004**—The defensive team will be given the opportunity to complete its substitutions when offensive teams, while in the process of substitution or simulated substitution, rush quickly to the line of scrimmage with the obvious attempt to create a defensive disadvantage.

Passing Game

- 1906**—One forward pass legalized behind the line if made five yards right or left of center. Ball went to opponents if it failed to touch a player of either side before touching the ground. Either team could recover a pass touched by an opponent. One pass each scrimmage down.
- 1910**—Pass interference does not apply 20 yards beyond the line of scrimmage. Passer must be five yards behind the line of scrimmage. One forward pass permitted during each down.
- 1914**—Roughing the passer added.
- 1923**—Handing the ball forward is an illegal forward

pass and receivers going out of bounds and returning prohibited.

- 1934**—Three changes encourage use of pass. (1) First forward pass in series of downs can be incomplete in the end zone without loss of ball except on fourth down. (2) Circumference of ball reduced, making it easier to throw. (3) Five-yard penalty for more than one incomplete pass in same series of downs eliminated.
- 1941**—Fourth-down forward pass incomplete in end zone no longer a touchback. Ball goes to opponent at spot where put in play.
- 1945**—Forward pass may be thrown from anywhere behind the line, encouraging use of modern T formation.
- 1949**—Intentional grounding of a pass shall result in a loss of down and a five-yard penalty from the spot of the foul.
- 1966**—Compulsory numbering system makes only players numbered other than 50-79 eligible forward-pass receivers.
- 1976**—Offensive blocking changed to provide half extension of arms to assist pass blocking.
- 1980**—Retreat blocking added with full arm extension to assist pass blocking, and illegal use of hands reduced to five yards.
- 1982**—Pass interference only on a catchable forward pass. Forward pass intentionally grounded to conserve time permitted.
- 1983**—First down added to roughing the passer.
- 1985**—Retreat block deleted and open hands and extended arms permitted anywhere on the field.
- 1990**—Pass thrown immediately to the ground to conserve time legal.
- 1994**—Ball must be catchable for offensive player to be charged with pass interference.
- 1996**—Principle of "reasonable opportunity to catch the pass" applied to intentional grounding situations.
- 1998**—A backward pass can be recovered and advanced by the defense.
- 1999**—Intentional grounding of a pass shall result in a loss of down at the spot of the foul.
- 2000**—Allowing a passer, who is five yards or more toward the sideline from the original position of the ball at the snap, to throw the ball so that it lands beyond the neutral zone to avoid loss of yardage without penalty.
- 2004**—A defensive player who is blocked into the passer is exempt from being penalized for roughing the passer.

General Changes

- 1876**—Holding and carrying the ball permitted.
- 1880**—Eleven players on a side and a scrimmage line established.
- 1882**—Downs and yards to gain enter the rules.
- 1883**—Scoring system established.
- 1906**—Forward passes permitted. Ten yards for first down.
- 1920**—Clipping defined.
- 1922**—Try-for-point introduced. Ball brought out five yards from goal line for scrimmage, allowing try for extra point by place kick, drop kick, run or forward pass.
- 1925**—Kickoff returned to 40-yard line. Clipping made a violation, with penalty of 25 yards.
- 1927**—One-second pause imposed on shift. Thirty seconds allowed for putting ball in play. Huddle limited to 15 seconds. To encourage use of lateral pass, missed backward pass other than from center declared dead ball when it hits the ground and cannot be recovered by opponents.
- 1929**—All fumbles ruled dead at point of recovery.
- 1932**—Most far-reaching changes in nearly a quarter of a century set up safeguards against hazards of game. (1) Ball declared dead when any portion of player in possession, except his hands or feet, touches ground. (2) Use of flying block and flying tackle barred under penalty of five yards. (3) Players on defense forbidden to strike opponents on head, neck or face. (4) Hard and dangerous equipment must be covered with padding.
- 1941**—Legal to hand ball forward behind the neutral zone.
- 1949**—Blockers required to keep hands against their chest.
- 1951**—Fair catch restored.
- 1952**—Penalty for striking with forearm, elbow or locked hands, or for flagrantly rough play or unsportsmanlike conduct, changed from 15 yards to mandatory suspension.

- 1957**—Penalty for grabbing face mask.
- 1959**—Distance penalties limited to one-half distance to offending team's goal line.
- 1967**—Coaching from sideline permitted.
- 1970**—Eleven-game schedule permitted.
- 1971**—Crack-back block (blocking below waist) illegal.
- 1972**—Freshman eligibility restored.
- 1977**—Clock started on snap after a penalty.
- 1978**—Unsuccessful field goal returned to the previous spot.
- 1983**—Offensive encroachment changed...no offensive player permitted in or beyond the neutral zone after snapper touches ball.
- 1984**—Defensive pass interference penalty changed from spot of foul to 15 yards from previous spot.
- 1985**—One or both feet on ground required for blocking below waist foul.
- 1986**—Kickoff from the 35-yard line.
- 1988**—Defensive team allowed to score two points on return of blocked extra-point kick attempt or interception of extra-point pass attempt.
- 1990**—Defense allowed to advance fumbles that occur beyond the neutral zone.
- 1991**—Width between goal-post uprights reduced from 23 feet, 4 inches to 18 feet, 6 inches. Kickoffs out of bounds allow receiving team to elect to take ball 30 yards beyond yard line where kickoff occurred. Holding behind the neutral zone penalized 10 yards from the spot of the foul.
- 1992**—Defense allowed to advance fumbles regardless of where they occur. Changes ruling of 1990 fumble advancement.
- 1993**—Guard-around or "fumblerooski" play ruled illegal.
- 1994**—Players involved in a fight after half time disqualified for first half of next game; substitutes and coaches who participate in a fight in their team area or leave the team area to join a fight disqualified for entire next game; squad members and coaches involved in a fight during half time disqualified for first half of next game.
- 1995**—Defense penalized five yards for entering neutral zone before snap and causing offensive player to react immediately. Players prohibited from removing helmets on the field. Players disqualified after second unsportsmanlike-conduct foul in one game. Fight suspensions allowed to carry over to next season.
- 1996**—NCAA tiebreaker system to be used in all games tied after four periods.
- 1997**—In overtime tiebreaker system, require a team that scores a touchdown to attempt a two-point conversion in the third overtime period. Approved a rule requiring a game to be declared a tie if it is in overtime but cannot be finished due to weather, darkness or other conditions. Chop block redefined to be penalized if "obviously delayed" and added restrictions to the "crack-back" block to make it illegal up to five yards beyond line of scrimmage regardless of position of the ball. Officials prompted to enforce mouthpiece rule, charging a timeout to offending team if clock is stopped and player does not have mouthpiece in place. To prevent opponents from leveling punt returners with unnecessarily vicious hits, the penalty was increased from five to 15 yards.
- 1998**—For the first time in history, a backward pass can be recovered and advanced by the defense. It is now consistent with the application of the rules similar to how the defense is allowed to advance a fumble.
- 1999**—Holding behind the neutral zone will be penalized 10 yards from the previous line of scrimmage. Dead-ball fouls by both teams which are part of continuing action or of a retaliatory nature and reported at the same time will be canceled and the penalties disregarded. However, any disqualified player must leave the game. Teams may not break the huddle with 12 or more players.
- 2000**—An illegal block shall now include any high-low, low-high or low-low combination block by any two offensive players beyond the neutral zone regardless of simultaneous contact by both. Also, blocking below the waist by offensive players ("crack-back block") now includes not only wide receivers or players in motion but any player in motion in any direction at the snap and the area is expanded to include the neutral zone and 10 yards beyond. Also, prohibiting a defensive player(s) aligned in a stationary position within one yard of the line of scrimmage from making quick or abrupt actions that are not part of normal player movement in an obvious attempt to cause an offensive player(s) to foul.

- 2001**—A charged team timeout can be 30 seconds in duration if so desired by the team calling the timeout. Most penalties for offensive-team fouls that occur behind the neutral zone will be enforced from the previous spot.
- 2002**—The penalty for interference with the opportunity to catch a kick, when no contact is involved, increased from five to 10 yards. Yardage enforcement of flagrant personal fouls during possession by the defensive team may carry from one extra period to the next.
- 2003**—The game clock on all kickoffs will start when the ball is legally touched in the field of play. The two-yard restricted area around a player positioned to catch a free or scrimmage kick is deleted. Offensive linemen at the snap positioned more than seven yards in any direction from the middle lineman of the offensive formation are prohibited from blocking below the waist toward the original position of the ball in or behind the neutral zone and within 10 yards beyond the neutral zone. Backs at the snap positioned outside the normal tackle position in either direction toward a sideline, or in motion at the snap, are prohibited from blocking below the waist toward the original position of the ball in or behind the neutral zone and within 10 yards beyond the neutral zone.
- 2004**—A camera, with no audio component, may be attached to cables that hang over the team area. The head coach may now request a charged team timeout when timeouts are not exhausted, and when the ball is dead. No defensive player who runs forward and leaps in an obvious attempt to block a field goal or try may land on an opponent. The referee, if he is equipped with a microphone, will announce the number of the player committing the foul. The receiving team has the option of assessing the penalty for encroachment by the kicking team during a free kick from either the previous spot or from the end of the receiving team's run.
- 2005**—Expanded experimental use of in-game video officiating review to all member conferences and institutions for the 2005 season. The same parameters approved for 2004 for the Big Ten Conference will be used. The video replay will not be allowed in postseason bowl games or in NCAA championships. Blocking from behind near the line of scrimmage was limited to contact above the knee. Another safety concern – helmet-to-helmet contact and spearing – was addressed by taking a player's intention out of the equation to assist officials in the proper enforcement of the rule governing that type of contact. The committee also defined regulation of unsportsmanlike conduct and celebration penalties to assist officials, players and coaches in understanding what type of action warrants a penalty. That means the committee does believe that spontaneous celebrations that are not prolonged or intended to bring attention to the individual should be allowed on a limited basis. A defined list of unacceptable behaviors was included in the 2005 rules book.
- 2006**—After allowing instant replay to review a game official's call on the field for two seasons on an experimental basis, the committee approved one procedure for all institutions and conferences that choose to use it. The procedure calls for the replay official in the press box to review all plays on the field and stop the game. The committee also decided to allow each team one challenge during the course of a game, as long as the challenging team has a timeout. The head coach may request a review by signaling for a timeout. If the challenge overturns the call on the field, the challenging team is not charged a timeout. If the call is not overturned, the team is charged a timeout. If a team does not have any timeouts remaining, it is not allowed to request a review. In hopes of shortening the length of games, halftime is recommended to be 20 minutes in duration, but competing institutions are now permitted to shorten or lengthen halftime by mutual consent. Other changes include starting the game clock on kickoffs when the kicker's foot touches the ball, rather than when the returning team touches the ball, and starting the game clock when the ball is ready for play after a change of possession. In addition, the enforcement of all procedural fouls committed by the kicking team that occur before a scrimmage kick (except field goals) was changed. Now, the receiving team will have the option of accepting the penalty after the return or forcing the kicking team to kick again five yards from the original line of scrimmage.



Division I-AA Records

| | |
|---|-----|
| Individual Records | 130 |
| Team Records..... | 137 |
| Annual Champions, All-Time Leaders | 141 |
| Team Champions | 164 |
| Toughest-Schedule Annual Leaders | 166 |
| Annual Most-Improved Teams | 166 |
| All-Time Team Won-Lost Records... | 167 |
| National Poll Rankings..... | 172 |
| Streaks and Rivalries | 176 |
| Cliffhangers | 178 |
| Overtime Games | 179 |
| Division I-AA Stadiums..... | 181 |
| Division I-AA Statistics Trends | 183 |
| Black College National Champions | 185 |



Individual Records

Total Offense

(Rushing Plus Passing)

MOST PLAYS

Quarter

33—Mickey Fein, Maine vs. Connecticut, Oct. 11, 1997 (4th)

Half

59—Joe Walland, Yale vs. Harvard, Nov. 20, 1999 (2nd)

Game

89—Thomas Leonard, Mississippi Val. vs. Texas Southern, Oct. 25, 1986 (440 yards)

Season

680—Bruce Eugene, Grambling, 2002 (5,018 yards)

Career

2,116—Marcus Brady, Cal St. Northridge, 1998-01 (13,095 yards)

MOST PLAYS PER GAME

Season

59.0—Steve McNair, Alcorn St., 1994 (649 in 11)

Career

49.5—Tom Proudian, Iona, 1993-95 (1,337 in 27)

MOST PLAYS BY A FRESHMAN

Game

81—Kevin Glenn, Illinois St. vs. Western Ill., Nov. 8, 1997 (470 yards)

Season

632—Martin Hankins, Southeastern La., 2003 (3,390 yards)

Also holds per-game record with 52.7 (632 in 12)

MOST YARDS GAINED

Quarter

278—Willie Totten, Mississippi Val. vs. Kentucky St., Sept. 1, 1984 (2nd)

Half

404—Todd Hammel, Stephen F. Austin vs. La.-Monroe, Nov. 11, 1989 (1st)

Game

668—Robert Kent, Jackson St. vs. Alabama St., Oct. 6, 2001 (595 passing, 73 rushing)

Season

5,799—Steve McNair, Alcorn St., 1994 (4,863 passing, 936 rushing)

2 Yrs

9,629—Steve McNair, Alcorn St., 1993-94 (8,060 passing, 1,569 rushing)

3 Yrs

13,686—Steve McNair, Alcorn St., 1992-94 (11,601 passing, 2,085 rushing)

Career

(4 yrs.) 16,823—Steve McNair, Alcorn St., 1991-94 (14,496 passing, 2,327 rushing)

MOST YARDS GAINED PER GAME

Season

527.2—Steve McNair, Alcorn St., 1994 (5,799 in 11)

Career

400.5—Steve McNair, Alcorn St., 1991-94 (16,823 in 42)

MOST SEASONS GAINING 3,000 YARDS OR MORE

4—Steve McNair, Alcorn St., 1991-94

MOST YARDS GAINED BY A FRESHMAN

Game

538—Ricky Santos, New Hampshire vs. Villanova, Oct. 2, 2004 (61 plays)

Season

3,601—Ricky Santos, New Hampshire, 2004 (550 plays)

Per-game record—313.7, Steve McNair, Alcorn St., 1991 (3,137 in 10)

MOST YARDS GAINED IN TWO, THREE AND FOUR CONSECUTIVE GAMES

2 Games

1,280—Steve McNair, Alcorn St., 1994 (633 vs. Grambling, Sept. 3; 647 vs. Chattanooga, Sept. 10)

3 Games

1,859—Steve McNair, Alcorn St., 1994 (649 vs. Samford, Oct. 29; 624 vs. Mississippi Val., Nov. 5; 586 vs. Troy, Nov. 12)

4 Games

2,423—Steve McNair, Alcorn St., 1994 (649 vs. Samford, Oct. 29; 624 vs. Mississippi Val., Nov. 5; 586 vs. Troy, Nov. 12; 564 vs. Jackson St., Nov. 19)

MOST GAMES GAINING 300 YARDS OR MORE

Season

11—Steve McNair, Alcorn St., 1994

Career

32—Steve McNair, Alcorn St., 1991-94

MOST CONSECUTIVE GAMES GAINING 300 YARDS OR MORE

Season

11—Steve McNair, Alcorn St., 1994

Career

13—Neil Lomax, Portland St., 1979-80; Willie Totten, Mississippi Val., 1984-85; Steve McNair, Alcorn St., 1992-93

MOST GAMES GAINING 400 YARDS OR MORE

Season

9—Steve McNair, Alcorn St., 1994

Career

15—Steve McNair, Alcorn St., 1991-94

MOST CONSECUTIVE GAMES GAINING 400 YARDS OR MORE

Season

5—Willie Totten, Mississippi Val., 1984; Steve McNair, Alcorn St., 1994

MOST GAMES GAINING 500 YARDS OR MORE

Season

6—Steve McNair, Alcorn St., 1994

Career

9—Steve McNair, Alcorn St., 1991-94

MOST YARDS GAINED AGAINST ONE OPPONENT

Career

1,772—Steve McNair, Alcorn St. vs. Jackson St., 1991-94

Also holds per-game record with 443.0 (1,772 in 4)

GAINING 1,000 YARDS RUSHING AND 1,000 YARDS PASSING

Season

Tracy Ham (QB), Ga. Southern, 1986 (1,048 rushing, 1,772 passing); Alcedo Surtain (QB), Alabama St., 1995 (1,024 rushing, 1,224 passing); David Dinkins (QB), Morehead St., 1998 (1,169 rushing, 1,812 passing); Greg Hill (QB), Ga. Southern, 1998 (1,061 rushing, 1,193 passing); Ryan Kuhn (QB), Ga. Southern, 1999 (1,084 rushing, 1,262 passing); David Dinkins (QB), Morehead St., 2000 (1,405 rushing, 1,704 passing); Chaz Williams (QB), Ga. Southern, 2002 (1,422 rushing, 1,022 passing); Allen Suber (QB), Bethune-Cookman, 2002 (1,035 rushing, 1,307 passing); Ryan Kuhn (QB), Cornell, 2005 (1,000 rushing, 1,008 passing)

GAINING 1,000 YARDS RUSHING AND 2,000 YARDS PASSING

Season

David Dinkins, Morehead St., 1999 (1,138 rushing, 2,011 passing)

GAINING 1,000 YARDS RUSHING AND 1,000 YARDS RECEIVING

Season

Brian Westbrook (TB), Villanova, 1998 (1,046 rushing, 1,144 receiving) (first NCAA player to accomplish this feat)

GAINING 2,000 YARDS RUSHING AND 4,000 YARDS PASSING

Career

Tracy Ham (QB), Ga. Southern, 1984-86 (2,506 rushing, 4,871 passing); Bill Vergantino (QB), Delaware, 1989-92 (2,287 rushing, 6,177 passing); Steve McNair (QB), Alcorn St., 1991-94 (2,327 rushing, 14,496 passing); Ryan Vena (QB), Colgate, 1996-99 (2,008 rushing, 7,427 passing); David Dinkins (QB), Morehead St., 1997-00 (3,765 rushing, 5,572 passing); Travis Wilson (QB), Wofford, 1998-01 (2,488 rushing, 4,067 passing)

GAINING 3,000 YARDS RUSHING AND 3,000 YARDS PASSING

Career

Willie Taggart (QB), Western Ky., 1995-98 (3,957 rushing, 3,029 passing); Greg Hill (QB), Ga. Southern, 1996-99 (3,309 rushing, 3,369 passing); David Dinkins (QB), Morehead St., 1997-00 (3,765 rushing, 5,572 passing)

GAINING 3,000 YARDS RUSHING AND 5,000 YARDS PASSING

Career

David Dinkins (QB), Morehead St., 1997-00 (3,765 rushing, 5,572 passing)

TEAM HAVING A 200-YARD RUSHER AND A 200-YARD RECEIVER IN THE SAME GAME

Portland St., Charles Dunn (247 rushing yards) and Art Williams (208 receiving yards) vs. Sacramento St., Oct. 10, 1998 (Portland St. won, 58-31); Portland St., Charles Dunn (213 rushing yards) and Terry Charles (209 receiving yards) vs. Cal Poly, Oct. 30, 1999 (Portland St. won, 42-28)

HIGHEST AVERAGE GAIN PER PLAY

Game

(Min. 39-49 plays) 12.40—John Whitcomb, UAB vs. Prairie View, Nov. 19, 1994 (43 for 533)

(Min. 50-59 plays) 11.4—Steve McNair, Alcorn St. vs. Chattanooga, Sept. 10, 1994 (57 for 647)

(Min. 60 plays) 9.7—Steve McNair, Alcorn St. vs. Grambling, Sept. 3, 1994 (65 for 633)

Season

(Min. 2,500-3,299 yards) 9.6—Frank Baur, Lafayette, 1988 (285 for 2,727)

(Min. 3,300 yards) 8.9—Steve McNair, Alcorn St., 1994 (649 for 5,799)

Career

(Min. 4,000 yards) 8.2—Steve McNair, Alcorn St., 1991-94 (2,055 for 16,823)

MOST TOUCHDOWNS RESPONSIBLE FOR (TDs Scored and Passed For)

Game

9—Neil Lomax, Portland St. vs. Delaware St., Nov. 8, 1980 (passed for 8, scored 1); Willie Totten, Mississippi Val. vs. Kentucky St., Sept. 1, 1984 (passed for 9) & vs. Prairie View, Oct. 27, 1984 (passed for 8, scored 1)

Season

61—Willie Totten, Mississippi Val., 1984 (passed for 56, scored 5)

Also holds per-game record with 6.1 (61 in 10)

Career

159—Bruce Eugene, Grambling, \$2001-05 (passed for 140, scored 19)

Per-game record—3.9, Willie Totten, Mississippi Val., 1982-85 (157 in 40)

\$See page 10 for explanation.

MOST POINTS RESPONSIBLE FOR (Points Scored and Passed For)

Game

56—Willie Totten, Mississippi Val. vs. Kentucky St., Sept. 1, 1984 (passed for 9 TDs and 1 two-point conversion)

Season

368—Willie Totten, Mississippi Val., 1984 (passed for 56 TDs, scored 5 TDs and passed for 1 two-point conversion)

Also holds per-game record with 36.8 (368 in 10)

Career

946—Willie Totten, Mississippi Val., 1982-85 (passed for 139 TDs, scored 18 TDs and passed for 1 two-point conversion)

Also holds per-game record with 23.7 (946 in 40)

Rushing

MOST RUSHES

Quarter

20—Arnold Mickens, Butler vs. Dayton, Oct. 15, 1994 (4th)

Half

32—David Clark, Dartmouth vs. Penn, Nov. 18, 1989 (2nd); Arnold Mickens, Butler vs. Valparaiso, Oct. 8, 1994 (1st)

Game

56—Arnold Mickens, Butler vs. Valparaiso, Oct. 8, 1994 (295 yards)

Season

450—Jamaal Branch, Colgate, 2003 (2,326 yards) (16 games)

Career

1,124—Charles Roberts, Sacramento St., 1997-00 (6,553 yards)

MOST RUSHES PER GAME**Season**

40.9—Arnold Mickens, Butler, 1994 (409 in 10)

Career

38.2—Arnold Mickens, Butler, 1994-95 (763 in 20)

MOST RUSHES IN TWO CONSECUTIVE GAMES

110—Arnold Mickens, Butler, 1994 (56 vs. Valparaiso, Oct. 8; 54 vs. Dayton, Oct. 15)

MOST CONSECUTIVE CARRIES BY SAME PLAYER**Game**

26—Arnold Mickens, Butler vs. Valparaiso, Oct. 8, 1994 (during six series)

MOST YARDS GAINED**Quarter**

194—Otto Kelly, Nevada vs. Idaho, Nov. 12, 1983 (3rd, 8 rushes)

Half

272—Tony Vinson, Towson vs. Morgan St., Nov. 20, 1993 (1st, 26 rushes)

Game

437—Maurice Hicks, N.C. A&T vs. Morgan St., Oct. 6, 2001 (34 rushes)

Season

2,326—Jamaal Branch, Colgate, 2003 (450 rushes) (16 games)

Career

6,559—Adrian Peterson, Ga. Southern, 1998-01 (996 rushes)

MOST YARDS GAINED PER GAME**Season**

225.5—Arnold Mickens, Butler, 1994 (2,255 in 10)

Career

(2 yrs.) 190.7—Arnold Mickens, Butler, 1994-95 (3,813 in 20)

(3 yrs.) 164.5—Adrian Peterson, Ga. Southern, 1998-00 (5,100 in 31)

(4 yrs.) 156.2—Adrian Peterson, Ga. Southern, 1998-01 (6,559 in 42)

MOST YARDS GAINED BY A FRESHMAN**Game**

393—Ryan Fuqua, Portland St. vs. Eastern Wash., Nov. 10, 2001 (45 rushes)

Season

1,932—Adrian Peterson, Ga. Southern, 1998 (257 rushes)

Also holds per-game record with 175.6 (1,932 in 11)

MOST YARDS GAINED BY A QUARTERBACK**Game**

309—Eddie Thompson, Western Ky. vs. Southern Ill., Oct. 31, 1992 (28 rushes)

Season

1,602—Matt Cannon, Southern Utah, 2000 (218 rushes)

Per-game record—156.1, David Dinkins, Morehead St., 2000 (1,405 in 9)

Career

4,852—Matt Cannon, Southern Utah, 1997-00 (674 rushes)

Also played as a slotback in 1997 and those statistics are not included

MOST GAMES GAINING 100 YARDS OR MORE**Season**

12—Jamaal Branch, Colgate, 2003

Career

40—Adrian Peterson, Ga. Southern, 1998-01 (42 games)

MOST CONSECUTIVE GAMES GAINING 100 YARDS OR MORE**Season**

11—Frank Hawkins, Nevada, 1980; Rich Lemon, Bucknell, 1994; Charles Roberts, Sacramento St., 1998; Adrian Peterson, Ga. Southern, 1998-99; Jamaal Branch, Colgate, 2003

Career

36—Adrian Peterson, Ga. Southern, 1998-01

MOST GAMES GAINING 100 YARDS OR MORE BY A FRESHMAN

11—Adrian Peterson, Ga. Southern, 1998

MOST GAMES GAINING 200 YARDS OR MORE**Season**

8—Arnold Mickens, Butler, 1994

Career

13—Charles Roberts, Sacramento St., 1997-00

MOST CONSECUTIVE GAMES GAINING 200 YARDS OR MORE**Season**

8—Arnold Mickens, Butler, 1994

MOST YARDS GAINED IN TWO, THREE AND FOUR CONSECUTIVE GAMES**2 Games**

691—Tony Vinson, Towson, 1993 (364 vs. Bucknell, Nov. 13; 327 vs. Morgan St., Nov. 20)

3 Games

906—Ryan Fuqua, Portland St., 2001 (393 vs. Eastern Wash., Nov. 10; 270 vs. Cal St. Northridge, Nov. 17; 243 vs. Sacramento St., Nov. 24)

4 Games

1,109—Arnold Mickens, Butler, 1994 (233 vs. Georgetown [Ky.], Sept. 17; 288 vs. Wis.-Stevens Wash., Sept. 24; 293 vs. Drake, Oct. 1; 295 vs. Valparaiso, Oct. 8)

MOST SEASONS GAINING 1,000 YARDS OR MORE**Career**

4—Jerry Azumah, New Hampshire, 1995-98; Adrian Peterson, Ga. Southern, 1998-01

TWO PLAYERS, SAME TEAM, EACH GAINING 1,000 YARDS OR MORE

Jackson St., 1978—Perry Harrington (1,105) & Jeffrey Moore (1,094); Nevada, 1983—Otto Kelly (1,090) & Tony Corley (1,006); Eastern Ky., 1985—James Crawford (1,282) & Elroy Harris (1,134); Eastern Ky., 1986—Elroy Harris (1,152) & James Crawford (1,070); Citadel, 1988—Adrian Johnson (1,091) & Gene Brown (1,006); William & Mary, 1990—Robert Green (1,185) & Tyrone Shelton (1,020); Yale, 1991—Chris Kouri (1,101) & Nick Crawford (1,024); La.-Monroe, 1992—Greg Robinson (1,011) & Roosevelt Poits (1,004); Eastern Ky., 1993—Mike Penman (1,139) & Leon Brown (1,046); South Carolina St., 1994—Michael Hicks (1,368) & Marvin Marshall (1,201); Massachusetts, 1995—Frank Alessio (1,276) & Rene Ingolia (1,178); Southern Utah, 1996—Brook Madsen (1,405) & Joe Dupaix (1,246); Colgate, 1997—Ed Weiss (1,069) & Daymon Smith (1,012); Cal Poly, 1997—Antonio Warren (1,151) & Craig Young (1,038); Southern Utah, 1997—Brook Madsen (1,214) & Matt Cannon (1,024); Ga. Southern, 1998—Adrian Peterson (1,932) & Greg Hill (1,061); Texas Southern, 1998—D.J. Bradley (1,219) & Thomas Sieh (1,202); Southern Utah, 1999—Matt Cannon (1,310) & Brook Madsen (1,046); Ga. Southern, 1999—Adrian Peterson (1,807) & Greg Hill (1,084); Ga. Southern, 2002—Chaz Williams (1,422) & Jermaine Austin (1,416); Hampton, 2004—Alonzo Coleman (1,133) & Ardell Daniels (1,098); Ga. Southern, 2005—Jermaine Austin (1,546) & Jayson Foster (1,481)

MOST YARDS GAINED BY TWO PLAYERS, SAME TEAM**Game**

473—Jovan Griffith (262) & Jesse Chatman (211), Eastern Wash. vs. Cal St. Northridge, Sept. 25, 1999

Season

3,027—Jermaine Austin (1,546) & Jayson Foster (1,481), Ga. Southern, 2005

EARLIEST GAME GAINING 1,000 YARDS OR MORE**Season**

5th—Arnold Mickens, Butler, 1994 (1,106); Charles Roberts, Sacramento St., 1999 (1,018)

MOST YARDS GAINED IN OPENING GAME OF SEASON

304—Tony Citizen, McNeese St. vs. Prairie View, Sept. 6, 1986 (30 rushes)

MOST YARDS GAINED IN FIRST GAME OF CAREER

304—Tony Citizen, McNeese St. vs. Prairie View, Sept. 6, 1986 (30 rushes)

HIGHEST AVERAGE GAIN PER RUSH**Game**

(Min. 15-19 rushes) 19.1—Gene Brown, Citadel vs. VMI, Nov. 12, 1988 (15 for 286)

(Min. 20 rushes) 17.3—Russell Davis, Idaho vs. Portland St., Oct. 3, 1981 (20 for 345)

Season

(Min. 150-199 rushes) 8.7—Tim Hall, Robert Morris, 1994 (154 for 1,336)

(Min. 200 rushes) 7.6—Ryan Fuqua, Portland St., 2001 (210 for 1,586)

Career

(Min. 350-599 rushes) 7.4—Tim Hall, Robert Morris, 1994-95 (393 for 2,908)

(Min. 600 rushes) 7.3—Matt Cannon, Southern Utah, 1997-00 (757 for 5,489)

MOST TOUCHDOWNS SCORED BY RUSHING**Game**

7—Archie Amerson, Northern Ariz. vs. Weber St., Oct. 5, 1996

Season

29—Jamaal Branch, Colgate, 2003 (16 games)

Career

84—Adrian Peterson, Ga. Southern, 1998-01

MOST TOUCHDOWNS SCORED PER GAME BY RUSHING**Season**

2.5—Adrian Peterson, Ga. Southern, 1999 (28 in 11)

Career

2.0—Adrian Peterson, Ga. Southern, 1998-01 (84 in 42)

MOST TOUCHDOWNS SCORED BY RUSHING BY A QUARTERBACK**Season**

27—Chaz Williams, Ga. Southern, 2002

Career

64—Matt Cannon, Southern Utah, 1997-00

Per-game record—1.7, David Dinkins, Morehead St., 1997-00 (63 in 37)

LONGEST PLAY

99—Hubert Owens, Mississippi Val. vs. Ark.-Pine Bluff, Sept. 20, 1980; Pedro Bacon, Western Ky. vs. West Ala., Sept. 13, 1986 (only rush of the game); Phillip Collins, Missouri St. vs. Western Ill., Sept. 16, 1989; Jim Varick, Monmouth vs. Sacred Heart, Oct. 29, 1994; Jermaine Creighton, St. John's (N.Y.) vs. Siena, Nov. 2, 1996



Georgia Southern's Jayson Foster (pictured) and teammate Jermaine Austin rushed for a combined mark of 3,027 yards in 2005 to set the Division I-AA record for most yards by two players from the same team. Foster compiled 1,481 yards and Austin racked up 1,546.

Passing

HIGHEST PASSING EFFICIENCY RATING POINTS Game

(Min. 15-24 atts.) 389.9—Mark Washington, Jackson St. vs. Alcorn St., Nov. 20, 1999 (17 attempts, 16 completions, 0 interceptions, 363 yards, 6 TD passes)

(Min. 25-44 atts.) 287.2—Doug Turner, Morehead St. vs. Miles, Oct. 18, 1997 (26 attempts, 20 completions, 0 interceptions, 415 yards, 6 TD passes)

(Min. 45 atts.) 220.8—Todd Hammel, Stephen F. Austin vs. La.-Monroe, Nov. 11, 1989 (45 attempts, 31 completions, 3 interceptions, 571 yards, 8 TD passes)

Season

(Min. 15 atts. per game) 204.6—Shawn Knight, William & Mary, 1993 (177 attempts, 125 completions, 4 interceptions, 2,055 yards, 22 TD passes)

Career

(Min. 300-399 comps.) 170.8—Shawn Knight, William & Mary, 1991-94 (558 attempts, 367 completions, 15 interceptions, 5,527 yards, 46 TD passes)

(Min. 400 comps.) 166.3—Dave Dickenson, Montana, 1992-95 (1,208 attempts, 813 completions, 26 interceptions, 11,080 yards, 96 TD passes)

MOST PASSES ATTEMPTED

Quarter

33—Joe Walland, Yale vs. Harvard, Nov. 20, 1999 (3rd, completed 20)

Half

51—Joe Walland, Yale vs. Harvard, Nov. 20, 1999 (2nd, completed 33)

Game

77—Neil Lomax, Portland St. vs. Northern Colo., Oct. 20, 1979 (completed 44)

Season

592—Martin Hankins, Southeastern La., 2003 (completed 353)

Per-game record—52.5, Joe Lee, Towson, 1999 (577 in 11)

Career

1,680—Steve McNair, Alcorn St., 1991-94 (completed 927); Marcus Brady, Cal St. Northridge, 1998-01 (completed 1,039)

Per-game record—42.9, Stan Greene, Boston U., 1989-90 (944 in 22)

MOST PASSES ATTEMPTED BY A FRESHMAN

Game

66—Chris Swartz, Morehead St. vs. Tennessee Tech, Oct. 17, 1987 (completed 35); Kevin Glenn, Illinois St. vs. Western Ill., Nov. 8, 1997 (completed 41)

Season

592—Martin Hankins, Southeastern La., 2003 (completed 353)

Also holds per-game record with 49.3 (592 in 12)

MOST PASSES COMPLETED

Quarter

20—Joe Walland, Yale vs. Harvard, Nov. 20, 1999 (3rd, attempted 33)

Half

33—Joe Walland, Yale vs. Harvard, Nov. 20, 1999 (2nd, attempted 51)

Game

50—Martin Hankins, Southeastern La. vs. Jacksonville, Nov. 6, 2004 (attempted 61)

Season

385—Brett Gordon, Villanova, 2002 (attempted 578)

Per-game record—32.4, Willie Totten, Mississippi Val., 1984 (324 in 10)

Career

1,039—Marcus Brady, Cal St. Northridge, 1998-01 (attempted 1,680)

Per-game record—26.5, Chris Sanders, Chattanooga, 1999-00 (584 in 22)

MOST PASSES COMPLETED BY A FRESHMAN

Game

42—Travis Brown, Northern Ariz. vs. Montana, Oct. 26, 1996 (attempted 65); Martin Hankins, Southeastern La. vs. Jacksonville, Nov. 8, 2003 (attempted 57)

Season

353—Martin Hankins, Southeastern La., 2003 (attempted 592)

Also holds per-game record with 29.4 (353 in 12)

MOST PASSES COMPLETED IN FRESHMAN AND SOPHOMORE SEASONS

710—Martin Hankins, Southeastern La., 2003-04 (attempted 1,132)

MOST CONSECUTIVE PASSES COMPLETED

Game

20—Austin Moherman, Missouri St. vs. Indiana St., Oct. 7, 2000; Kyle Slager, Brown vs. Rhode Island, Oct. 5, 2002

MOST CONSECUTIVE PASSES COMPLETED TO START GAME

20—Austin Moherman, Missouri St. vs. Indiana St., Oct. 7, 2000; Kyle Slager, Brown vs. Rhode Island, Oct. 5, 2002

MOST CONSECUTIVE PASSES COMPLETED TO START FIRST GAME AS A FRESHMAN

12—Daunte Culpepper, UCF vs. Eastern Ky., Aug. 31, 1995

HIGHEST PERCENTAGE OF PASSES COMPLETED

Game

(Min. 20-29 comps.) 95.7%—Butch Mosby, Murray St. vs. Tenn.-Martin, Oct. 2, 1993 (22 of 23)

(Min. 30 comps.) 85.0%—Marcus Brady, Cal St. Northridge vs. Missouri St., Nov. 14, 1998 (34 of 40)

Season

(Min. 200 atts.) 70.6%—Giovanni Carmazzi, Hofstra, 1997 (288 of 408)

Career

(Min. 750 atts.) 67.3%—Dave Dickenson, Montana, 1992-95 (813 of 1,208)

MOST PASSES HAD INTERCEPTED

Game

7—Mick Spoon, Idaho St. vs. Montana, Oct. 21, 1978 (attempted 35); Charles Hebert, Southeastern La. vs. Northwestern St., Nov. 12, 1983 (23 attempts); Carlton Jenkins, Mississippi Val. vs. Prairie View, Oct. 31, 1987 (34 attempts); Dan Crowley, Towson vs. Maine, Nov. 16, 1991 (53 attempts)

Season

29—Willie Totten, Mississippi Val., 1985 (492 attempts)

Also holds per-game record with 2.6 (29 in 11)

Career

75—Willie Totten, Mississippi Val., 1982-85

Per-game record—2.0, John Witkowski, Columbia, 1981-83 (60 in 30)

LOWEST PERCENTAGE OF PASSES HAD INTERCEPTED

Season

(Min. 175-324 atts.) 0.36%—Eric Rasmussen, San Diego, 2002 (1 of 279)

(Min. 325 atts.) 0.84%—Jimmy Blanchard, Portland St., 1999 (3 of 355)

Career

(Min. 750 atts.) 1.57%—Lang Campbell, William & Mary, 2001-04 (12 of 763)

MOST PASSES ATTEMPTED WITHOUT AN INTERCEPTION

Regulation Game

68—Tony Petersen, Marshall vs. Western Caro., Nov. 14, 1987 (completed 34)

Overtime Game

69—Chris Boden, Villanova vs. Connecticut, Oct. 16, 1999 (completed 43) (3 ot)

Entire Season

150—Ryan Fitzpatrick, Harvard, 2002 (completed 94)

MOST CONSECUTIVE PASSES ATTEMPTED WITHOUT AN INTERCEPTION

Season

342—Jimmy Blanchard, Portland St., 1999 (in 11 games, from Sept. 4 through Nov. 13)

Career

342—Jimmy Blanchard, Portland St., began Sept. 4, 1999, ended Nov. 13, 1999

MOST YARDS GAINED

Quarter

284—Sam Clemons, Western Ill. vs. Indiana St., Nov. 17, 2001 (2nd)

Half

383—Michael Payton, Marshall vs. VMI, Nov. 16, 1991 (1st)

Game

624—Jamie Martin, Weber St. vs. Idaho St., Nov. 23, 1991

Season

4,863—Steve McNair, Alcorn St., 1994

Career

14,496—Steve McNair, Alcorn St., 1991-94

MOST YARDS GAINED PER GAME

Season

455.7—Willie Totten, Mississippi Val., 1984 (4,557 in 10)

Career

350.0—Neil Lomax, Portland St., 1978-80 (11,550 in 33)

MOST YARDS GAINED BY A FRESHMAN

Game

540—Brad Otton, Weber St. vs. Northern Ariz., Nov. 6, 1993

Season

3,537—Martin Hankins, Southeastern La., 2003 (12 games)

Per-game record—308.9, Travis Brown, Northern Ariz., 1996 (3,398 in 11)

MOST YARDS GAINED IN FRESHMAN AND SOPHOMORE SEASONS

7,777—Martin Hankins, Southeastern La., 2003-04 (23 games)

Also holds per-game record with 338.1 (7,777 in 23)

MOST YARDS GAINED IN TWO, THREE AND FOUR CONSECUTIVE GAMES

2 Games

1,150—Steve McNair, Alcorn St., 1994 (587 vs. Samford, Oct. 29; 563 vs. Mississippi Val., Nov. 5)

3 Games

1,626—Steve McNair, Alcorn St., 1994 (587 vs. Samford, Oct. 29; 563 vs. Mississippi Val., Nov. 5; 476 vs. Troy, Nov. 12)

4 Games

2,159—Steve McNair, Alcorn St., 1994 (587 vs. Samford, Oct. 29; 563 vs. Mississippi Val., Nov. 5; 476 vs. Troy, Nov. 12; 533 vs. Jackson St., Nov. 19)

MOST GAMES GAINING 200 YARDS OR MORE

Season

11—By 18 players. Most recent: Lang Campbell, William & Mary, 2004; Martin Hankins, Southeastern La., 2004; Chris Sanders, Chattanooga, 2000; Chris Sanders, Chattanooga, 1999; Joe Lee, Towson, 1999; Steve McNair, Alcorn St., 1994; Chris Hakel, William & Mary, 1991; Jamie Martin, Weber St., 1991

Career

41—Steve McNair, Alcorn St., 1991-94 (42 games)

MOST CONSECUTIVE GAMES GAINING 200 YARDS OR MORE

Season

11—By 14 players. Most recent: Martin Hankins, Southeastern La., 2004; Chris Sanders, Chattanooga, 2000; Chris Sanders, Chattanooga, 1999; Steve McNair, Alcorn St., 1994; Chris Hakel, William & Mary, 1991; Jamie Martin, Weber St., 1991

Career

28—Steve McNair, Alcorn St., 1991-93; Neil Lomax, Portland St., 1978-80

MOST GAMES GAINING 300 YARDS OR MORE

Season

10—Willie Totten, Mississippi Val., 1984; John Friesz, Idaho, 1989; Steve McNair, Alcorn St., 1994

Career

28—Neil Lomax, Portland St., 1978-80

MOST CONSECUTIVE GAMES GAINING 300 YARDS OR MORE

Season

10—Willie Totten, Mississippi Val., 1984; John Friesz, Idaho, 1989

Career

13—Neil Lomax, Portland St., 1979-80

MOST YARDS GAINED AGAINST ONE OPPONENT

Career

1,675—Willie Totten, Mississippi Val. vs. Prairie View, 1982-85

Also holds per-game record with 418.8 (1,675 in 4)

MOST YARDS PER ATTEMPT**Game**

(Min. 30-44 atts.) 16.1—Gilbert Renfro, Tennessee St. vs. Dist. Columbia, Nov. 5, 1983 (30 for 484)

(Min. 45 atts.) 12.7—Todd Hammel, Stephen F. Austin vs. La.-Monroe, Nov. 11, 1989 (45 for 571)

Season

(Min. 250-324 atts.) 10.3—Mike Smith, UNI, 1986 (303 for 3,125)

(Min. 325 atts.) 9.88—Rocky Butler, Hofstra, 2001 (335 for 3,311)

Career

(Min. 500-999 atts.) 9.5—Jay Johnson, UNI, 1989-92 (744 for 7,049)

(Min. 1,000 atts.) 9.2—Dave Dickenson, Montana, 1992-95 (1,208 for 11,080)

MOST YARDS GAINED PER COMPLETION**Game**

(Min. 15-19 comps.) 28.5—Kendrick Nord, Grambling vs. Alcorn St., Sept. 3, 1994 (17 for 485)

(Min. 20 comps.) 24.2—Matt Nagy, Delaware vs. Connecticut, Nov. 7, 1998 (23 for 556)

Season

(Min. 200 comps.) 16.7—Bruce Eugene, Grambling, 2002 (269 for 4,483)

Career

(Min. 350-399 comps.) 17.8—Jay Johnson, UNI, 1989-92 (397 for 7,049)

(Min. 400 comps.) 16.0—Shane Stafford, Connecticut, 1995-98 (522 for 8,368)

MOST TOUCHDOWN PASSES**Quarter**

7—Neil Lomax, Portland St. vs. Delaware St., Nov. 8, 1980 (1st)

Half

7—Neil Lomax, Portland St. vs. Delaware St., Nov. 8, 1980 (1st)

Game

9—Willie Totten, Mississippi Val. vs. Kentucky St., Sept. 1, 1984

Season

56—Willie Totten, Mississippi Val., 1984; Bruce Eugene, Grambling, 2005

Totten holds per-game record with 5.6 (56 in 10)

Career

140—Bruce Eugene, Grambling, \$2001-05
Per-game record—3.5, Willie Totten, Mississippi Val., 1982-85 (139 in 40)

\$See page 10 for explanation.

MOST TOUCHDOWN PASSES BY A FRESHMAN**Season**

31—Ricky Santos, New Hampshire, 2004 (13 games)

MOST CONSECUTIVE GAMES THROWING A TOUCHDOWN PASS**Career**

36—Steve McNair, Alcorn St., 1991-94

MOST TOUCHDOWN PASSES, SAME PASSER AND RECEIVER**Season**

27—Willie Totten to Jerry Rice, Mississippi Val., 1984

Career

47—Willie Totten to Jerry Rice, Mississippi Val., 1982-84

HIGHEST PERCENTAGE OF PASSES FOR TOUCHDOWNS**Season**

(Min. 200-299 atts.) 12.5%—Ted White, Howard, 1996 (36 of 289)

(Min. 300 atts.) 10.9%—Doug Nussmeier, Idaho, 1993 (33 of 304)

Career

(Min. 500-749 atts.) 8.5%—Mike Williams, Grambling, 1977-80 (44 of 520)

(Min. 750 atts.) 8.2%—Tony Zimmerman, Duquesne, 1998-00 (73 of 889)

Receiving**MOST PASSES CAUGHT****Game**

24—Jerry Rice, Mississippi Val. vs. Southern U., Oct. 1, 1983 (219 yards); Chas Gessner, Brown vs. Rhode Island, Oct. 5, 2002 (206 yards)

Season

120—Stephen Campbell, Brown, 2000 (1,332 yards)
Also holds per-game record with 12.0 (120 in 10)

Career

317—Jacquay Nunnally, Florida A&M, 1997-00 (4,239 yards)
Per-game record—7.3, Jerry Rice, Mississippi Val., 1981-84 (301 in 41)

MOST PASSES CAUGHT BY A TIGHT END**Game**

18—Brian Forster, Rhode Island vs. Brown, Sept. 28, 1985 (327 yards)

Season

120—Stephen Campbell, Brown, 2000 (1,332 yards)
Also holds per-game record with 12.0 (120 in 10)

Career

245—Brian Forster, Rhode Island, 1983-85, 1987 (3,410 yards)

MOST PASSES CAUGHT BY A RUNNING BACK**Game**

21—David Pandt, Montana St. vs. Eastern Wash., Sept. 21, 1985 (169 yards)

Season

89—Brian Westbrook, Villanova, 1998 (1,144 yards)

2 Yrs

135—Gordie Lockbaum, Holy Cross, 1986-87 (2,012 yards)

Also holds per-game record with 6.1 (135 in 22)

Career

188—Jason Corle, Towson, 1996-99 (1,725 yards)

MOST PASSES CAUGHT BY A FRESHMAN**Game**

15—Emerson Foster, Rhode Island vs. Northeastern, Nov. 9, 1985 (205 yards); Drew Amerson, Cal St. Northridge vs. Weber St., Oct. 30, 1999 (147 yards)

Season

71—Drew Amerson, Cal St. Northridge, 1999 (897 yards)

MOST PASSES CAUGHT BY TWO PLAYERS, SAME TEAM**Season**

183—Jerry Rice (103 for 1,682 yards and 27 TDs) & Joe Thomas (80 for 1,119 yards and 11 TDs), Mississippi Val., 1984

Career

420—Darrell Colbert (217 for 3,177 yards and 33 TDs) & Donald Narcisse (203 for 2,429 yards and 26 TDs), Texas Southern, 1983-86

MOST YARDS GAINED**Game**

376—Kassim Osgood, Cal Poly vs. UNI, Nov. 4, 2000 (caught 17)

Season

1,712—Eddie Conti, Delaware, 1998 (caught 91)

Career

4,693—Jerry Rice, Mississippi Val., 1981-84 (caught 301)

MOST YARDS GAINED PER GAME**Season**

168.2—Jerry Rice, Mississippi Val., 1984 (1,682 in 10)

Career

(Min. 2,000-2,999 yds.) 116.9—Derrick Ingram, UAB, 1993-94 (2,572 in 22)

(Min. 3,000 yds.) 114.5—Jerry Rice, Mississippi Val., 1981-84 (4,693 in 41)

MOST YARDS GAINED BY A TIGHT END**Game**

327—Brian Forster, Rhode Island vs. Brown, Sept. 28, 1985 (caught 18)

Season

1,617—Brian Forster, Rhode Island, 1985 (caught 115)

Also holds per-game record with 161.7 (1,617 in 10)

Career

3,410—Brian Forster, Rhode Island, 1983-85, 1987 (caught 245)

MOST YARDS GAINED BY A RUNNING BACK**Game**

228—T.J. Stallings, Morgan St. vs. N.C. A&T, Oct. 6, 2001 (caught 8)

Season

1,152—Gordie Lockbaum, Holy Cross, 1987 (caught 78)

Also holds per-game record with 104.7 (1,152 in 11)

MOST YARDS GAINED BY A FRESHMAN**Game**

284—Jacquay Nunnally, Florida A&M vs. N.C. A&T, Oct. 11, 1997 (caught 13)

Season

1,073—Randy Moss, Marshall, 1996 (caught 55)

MOST YARDS GAINED BY TWO PLAYERS, SAME TEAM**Season**

2,801—Jerry Rice (1,682, 103 caught and 27 TDs) & Joe Thomas (1,119, 80 caught and 11 TDs), Mississippi Val., 1984

Career

5,806—Roy Banks (3,177, 184 caught and 38 TDs) & Cal Pierce (2,629, 163 caught and 13 TDs), Eastern Ill., 1983-86

HIGHEST AVERAGE GAIN PER RECEPTION**Game**

(Min. 5-9 receptions.) 44.6—John Taylor, Delaware St. vs. St. Paul's, Sept. 21, 1985 (5 for 223)

(Min. 10 receptions.) 29.0—Jason Cristino, Lehigh vs. Lafayette, Nov. 21, 1992 (11 for 319)

Season

(Min. 35-59 receptions.) 28.9—Mikhael Ricks, Stephen F. Austin, 1997 (47 for 1,358)

(Min. 60 receptions.) 20.7—Golden Tate, Tennessee St., 1983 (63 for 1,307)

Career

(Min. 90-124 receptions.) 24.3—John Taylor, Delaware St., 1982-85 (100 for 2,426)

(Min. 125 receptions.) 22.0—Dedric Ward, UNI, 1993-96 (176 for 3,876)

MOST GAMES GAINING 100 YARDS OR MORE**Career**

23—Jerry Rice, Mississippi Val., 1981-84 (41 games)

MOST TOUCHDOWN PASSES CAUGHT**Game**

6—Cos DeMatteo, Chattanooga vs. Mississippi Val., Sept. 16, 2000 (9 total catches for 203 yards)

Season

27—Jerry Rice, Mississippi Val., 1984

Career

50—Jerry Rice, Mississippi Val., 1981-84

MOST TOUCHDOWN PASSES CAUGHT BY A FRESHMAN**Season**

19—Randy Moss, Marshall, 1996

MOST TOUCHDOWN PASSES CAUGHT PER GAME**Season**

2.7—Jerry Rice, Mississippi Val., 1984 (27 in 10)

Career

1.2—Jerry Rice, Mississippi Val., 1981-84 (50 in 41)

MOST GAMES CATCHING A TOUCHDOWN PASS**Season**

11—Randy Moss, Marshall, 1996
Also holds consecutive record with 11, 1996

Career

26—Jerry Rice, Mississippi Val., 1981-84
Also holds consecutive record with 17, 1983-84

Punting**MOST PUNTS****Game**

16—Matt Stover, Louisiana Tech vs. La.-Monroe, Nov. 18, 1988 (567 yards)

Season

98—Barry Hickingbotham, Louisiana Tech, 1987 (3,821 yards)

Career

301—Barry Bowman, Louisiana Tech, 1983-86 (11,441 yards)

HIGHEST AVERAGE PER PUNT**Game**

(5-9 punts) 61.5—Eddie Johnson, Idaho St. vs. Cal Poly, Nov. 16, 2002 (6 for 369)

(Min. 10 punts) 52.2—Stuart Dodds, Montana St. vs. Northern Ariz., Oct. 20, 1979 (10 for 522)

Season

(Min. 60 punts) 48.2—Mark Gould, Northern Ariz., 2002 (62 for 2,987)

Career

(Min. 150 punts) 44.8—Mark Gould, Northern Ariz., 2000-03 (211 for 9,443)

LONGEST PUNT

93—Tyler Grogan, Northeastern vs. Villanova, Sept. 8, 2001

Interceptions**MOST PASSES INTERCEPTED****Game**

5—Karl Johnson, Jackson St. vs. Grambling, Oct. 23, 1982 (29 yards); Michael Richardson, Northwestern St. vs. Southeastern La., Nov. 12, 1983 (128 yards); Mark Cordes, Eastern Wash. vs. Boise St., Sept. 6, 1986 (48 yards)

Season

14—Rashean Mathis, Bethune-Cookman, 2002 (455 yards)

Per-game record—1.2, Dean Cain, Princeton, 1987 (12 in 10)

Career

31—Rashean Mathis, Bethune-Cookman, 1999-02 (682 yards)

Per-game record—0.73, Dean Cain, Princeton, 1985-87 (22 in 30)

MOST YARDS ON INTERCEPTION RETURNS**Game**

216—Keiron Bigby, Brown vs. Yale, Sept. 29, 1984 (3 interceptions) (first career game)

Season

455—Rashean Mathis, Bethune-Cookman, 2002 (14 interceptions)

Career

682—Rashean Mathis, Bethune-Cookman, 1999-02 (31 interceptions)

MOST TOUCHDOWNS SCORED ON INTERCEPTION RETURNS**Game**

2—By 22 players. Most recent: Kellin White, Southeast Mo. St. vs. Tenn.-Martin, Oct. 30, 2004; Kevin Gerard, Northern Ariz. vs. Weber St., Sept. 25, 2004; Travis Hill, Western Caro. vs. West Virginia St., Sept. 2, 2004; Davon Telp, Towson vs. Georgetown, Nov. 8, 2003; Tony Tiller, East Tenn. St. vs. Liberty, Oct. 18, 2003; Bruce Woods, Northwestern St. vs. Southeastern La., Oct. 11, 2003



Michael Ford of Duquesne averaged 25.9 yards per interception return from 2003 to 2005 to establish a new Division I-AA career mark.

Season

4—Robert Turner, Jackson St., 1990 (9 interceptions, 212 yards); Joseph Vaughn, Cal St. Northridge, 1994 (9 interceptions, 265 yards); William Hampton, Murray St., 1995 (8 interceptions, 280 yards)

Career

6—William Hampton, Murray St., 1993-96 (20 interceptions)

HIGHEST AVERAGE GAIN PER INTERCEPTION**Game**

(Min. 3 ints.) 72.0—Keiron Bigby, Brown vs. Yale, Sept. 29, 1984 (3 for 216)

Season

(Min. 3 ints.) 72.0—Keiron Bigby, Brown, 1984 (3 for 216)

Career

(Min. 12 ints.) 25.9—Michael Ford, Duquesne, 2003-05 (13 for 337)

MOST SEASONS INTERCEPTING AT LEAST ONE PASS

5—Rayshun Reed, Troy, \$1999-03 (Note: Troy was a Division I-A member for 2002-03)

\$See page 10 for explanation.

Punt Returns**MOST PUNT RETURNS****Game**

11—Peter Athans, Sacred Heart vs. Siena, Nov. 9, 2002 (98 yards)

Season

55—Tommy Houk, Murray St., 1980 (442 yards) Also holds per-game record with 5.0 (55 in 11)

Career

143—Levander Segars, Montana, 2001-04 (1,441 yards)

Per-game record—3.8, Tommy Houk, Murray St., 1979-80 (84 in 22)

MOST YARDS ON PUNT RETURNS**Game**

227—Leonard Goalsby, South Carolina St. vs. Norfolk St., Oct. 11, 2003 (7 returns)

Season

662—Dan McGrath, Fordham, 2002 (48 returns) Per-game record—54.7, Joe Rosato, Duquesne, 1996 (547 in 10)

Career

1,668—Marquay McDaniel, Hampton, 2002-05 (116 returns)

HIGHEST AVERAGE GAIN PER RETURN**Game**

(Min. 5 rets.) 43.2—Ricky Pearsall, Northern Ariz. vs. Western N.M., Aug. 29, 1996 (5 for 216)

Season

(Min. 1.2 rets. per game) 26.5—Curtis DeLoatch, N.C. A&T, 2001 (20 for 530)

Career

(Min. 1.2 rets. per game) 17.4—Terrence McGee, Northwestern St., 1999-02 (56 for 972)

MOST TOUCHDOWNS SCORED ON PUNT RETURNS**Game**

3—Aaron Fix, Canisius vs. Siena, Sept. 24, 1994 (5 returns); Zuriel Smith, Hampton vs. Virginia St., Sept. 22, 2001 (3 returns)

Season

5—Curtis DeLoatch, N.C. A&T, 2001 (20 returns)

Career

7—Kenny Shedd, UNI, 1989-92

LONGEST PUNT RETURN

98—Barney Bussey, South Carolina St. vs. Johnson C. Smith, Oct. 10, 1981; Willie Ware, Mississippi Val. vs. Bishop, Sept. 21, 1985

MOST CONSECUTIVE GAMES RETURNING PUNT FOR TOUCHDOWN

3—Troy Jones, McNeese St., 1989 (vs. Mississippi Col., Sept. 2; vs. Samford, Sept. 9; vs. La.-Monroe, Sept. 16)

Kickoff Returns**MOST KICKOFF RETURNS****Game**

10—Merril Hoge, Idaho St. vs. Weber St., Oct. 25, 1986 (179 yards); Ryan Steen, Cal Poly vs. Eastern Wash., Sept. 10, 1994 (203 yards); Keylam Davis, Southeastern La. vs. Northwestern St., Oct. 11, 2003 (282 yards)

Season

50—David Primus, Samford, 1989 (1,411 yards); Kijana Thomas, Charleston So., 2003 (1,148 yards) Primus holds per-game record with 4.5 (50 in 11)

Career

155—Lonnie Teagle, Alcorn St., 2001-04 (2,734 yards) Also holds per-game record with 3.4 (155 in 45)

MOST YARDS ON KICKOFF RETURNS**Game**

326—Bashir Levingston, Eastern Wash. vs. Sacramento St., Oct. 31, 1998 (5 returns)

Season

1,411—David Primus, Samford, 1989 (50 returns) Also holds per-game record with 128.3 (1,411 in 11)

Career

2,734—Lonnie Teagle, Alcorn St., 2001-04 (155 returns) Per-game record—73.5, Justin Campbell, Butler, 2002-04 (2,498 in 34)

HIGHEST AVERAGE GAIN PER RETURN**Game**

(Min. 5 rets.) 65.2—Bashir Levingston, Eastern Wash. vs. Sacramento St., Oct. 31, 1998 (5 for 326)

Season

(Min. 1.2 rets. per game) 37.3—David Fraterrigo, Canisius, 1993 (13 for 485)

Career

(Min. 45 rets. and 1.2 rets. per game) 30.0—Lamont Brightful, Eastern Wash., 1998-01 (65 for 1,949)

MOST TOUCHDOWNS SCORED ON KICKOFF RETURNS**Game**

3—Bashir Levingston, Eastern Wash. vs. Sacramento St., Oct. 31, 1998

Season

5—Jerome Mathis, Hampton, 2004

Career

6—Jerome Mathis, Hampton, 2001-04

Total Kick Returns**(Combined Punt and Kickoff Returns)****MOST KICK RETURNS****Game**

12—Craig Hodge, Tennessee St. vs. Morgan St., Oct. 24, 1987 (8 punts, 4 kickoffs; 319 yards)

Season

64—Joe Markus, Connecticut, 1981 (34 punts, 30 kickoffs; 939 yards)

Career

199—Herman Hunter, Tennessee St., 1981-84 (103 punts, 96 kickoffs; 3,232 yards)

MOST YARDS ON KICK RETURNS**Game**

349—Bashir Levingston, Eastern Wash. vs. Sacramento St., Oct. 31, 1998 (8 returns, 23 on punt returns, 326 on kickoff returns)

Season

1,469—David Primus, Samford, 1989 (1,411 on kickoffs, 58 on punts) Also holds per-game record with 133.5 (1,469 in 11)

Career

3,318—Delvin Joyce, James Madison, 1997-00 (1,488 on punts, 1,830 on kickoffs) Also holds per-game record with 85.1 (3,318 in 39)

GAINING 1,000 YARDS ON PUNT RETURNS AND 1,000 YARDS ON KICKOFF RETURNS**Career**

Joe Markus, Connecticut, 1979-82 (1,012 on punts and 1,185 on kickoffs); Kenny Shedd, UNI, 1989-92 (1,081 on punts and 1,359 on kickoffs); Joe Rosato,

Duquesne, 1994-97 (1,036 on punts and 1,661 on kickoffs); Delvin Joyce, James Madison, 1997-00 (1,488 on punts and 1,830 on kickoffs)

HIGHEST AVERAGE PER KICK RETURN Game

(Min. 6 rets.) 44.7—Jay Jones, James Madison vs. Richmond, Oct. 19, 1996 (6 for 268)

Season

(Min. 40 rets.) 26.7—David Primus, Samford, 1989 (55 for 1,469)

Career

(Min. 60 rets.) 26.4—Lamont Brightful, Eastern Wash., 1998-01 (80 for 2,115)

MOST TOUCHDOWNS SCORED ON KICK RETURNS

Game

3—Aaron Fix, Canisius vs. Siena, Sept. 24, 1994 (3 punt returns); Bashir Levingston, Eastern Wash. vs. Sacramento St., Oct. 31, 1998 (3 kickoffs); Zuriel Smith, Hampton vs. Virginia St., Sept. 22, 2001 (3 punt returns)

Season

6—Bashir Levingston, Eastern Wash., 1998 (3 punt returns and 3 kickoff returns); Corey Smith, Montana St., 2003 (4 punt returns and 2 kickoff returns)

Career

7—Willie Ware, Mississippi Val., 1982-85 (5 punts and 2 kickoffs); Kenny Shedd, UNI, 1989-92 (7 punts); Kerry Hayes, Western Caro., 1991-94 (2 punts and 5 kickoffs); Joe Rosato, Duquesne, 1994-97 (4 punts and 3 kickoffs); Darrell Jones, Cal Poly, 2000-03 (4 punts and 3 kickoffs)

Blocked Kicks

MOST BLOCKED PUNTS

Game

3—Ben Duhon, McNeese St. vs. Ark.-Monticello, Sept. 29, 1998; Brandon Tinson, Colgate vs. Towson, Sept. 30, 2000

Season

4—Ryan Crawford, Davidson, 2000; Robert Herron, Sam Houston St., 2004

Career

8—Trey Woods, Sam Houston St., 1992-95

MOST BLOCKED FIELD GOALS

Game

2—Rod Gulky, McNeese St. vs. Henderson St., Aug. 30, 2003; Chris Mooney, Delaware vs. Massachusetts, Nov. 15, 2003

Season

4—Leonard Smith, McNeese St., 1981; Clayton Smith, Dartmouth, 2004

Career

10—Leonard Smith, McNeese St., 1980-82

MOST BLOCKED EXTRA POINTS

Game

1—By many players

Season

4—Tim Hauck, Montana, 1988; Ed Groszewski, Cornell, 1991; Mark Weivoda, Idaho St., 2001

Career

7—Tim Hauck, Montana, 1987-89

MOST COMBINED BLOCKED KICKS (Includes Punts, PAT Attempts, FG Attempts)

Game

3—Ben Duhon, McNeese St. vs. Ark.-Monticello, Sept. 29, 1998 (3 punts); Michael Adams, Stephen F. Austin vs. Central Okla., Aug. 30, 2000 (2 punts, 1 PAT); Brandon Tinson, Colgate vs. Towson, Sept. 30, 2000 (3 punts)

Season

6—Leonard Smith, McNeese St., 1981 (4 FGs, 2 punts); Ryan Crawford, Davidson, 2000 (4 punts, 2 FGs); Mark Weivoda, Idaho St., 2001 (4 FGs, 2 PATs)

Career

17—Leonard Smith, McNeese St., 1980-82 (10 FGs, 4 PATs, 3 punts)

All-Purpose Yards

(Yardage Gained From Rushing, Receiving and All Runbacks; Must Have One Attempt From at Least Two Categories)

MOST PLAYS

Game

54—Ron Darby, Marshall vs. Western Caro., Nov. 12, 1988 (47 rushes, 4 receptions, 3 kickoff returns; 329 yards)

(Note: 56—Arnold Mickens, Butler vs. Valparaiso, Oct. 8, 1994; all rushes)

Season

453—Jamaal Branch, Colgate, 2003 (450 rushes, 3 receptions; 2,350 yards)

Career

1,178—Charles Roberts, Sacramento St., 1997-00 (1,124 rushes, 44 receptions, 1 punt return, 9 kickoff returns; 7,112 yards)

MOST YARDS GAINED

Game

467—Joey Stockton, Western Ky. vs. Austin Peay, Sept. 16, 1995 (29 rushing, 276 receiving, 18 punt returns, 144 kickoff returns; 14 plays)

Season

3,026—Brian Westbrook, Villanova, 1998 (1,046 rushing, 1,144 receiving, 192 punt returns, 644 kickoff returns; 329 plays)

Also holds per-game record with 275.1 (3,026 in 11)

Career

9,512—Brian Westbrook, Villanova, 1997-98, 00-01 (4,298 rushing, 2,582 receiving, 343 punt returns, 2,289 kickoff returns; 1,022 plays)

Also holds per-game record with 216.2 (9,512 in 44)

MOST YARDS GAINED BY A FRESHMAN

Game

437—Ryan Fuqua, Portland St. vs. Eastern Wash., Nov. 10, 2001 (393 rushing, 44 kickoff returns)

Season

2,014—David Wright, Indiana St., 1992 (1,313 rushing, 108 receiving, 593 kickoff returns; 254 plays)

HIGHEST AVERAGE GAIN PER PLAY

Game

(Min. 20 plays) 20.6—Herman Hunter, Tennessee St. vs. Mississippi Val., Nov. 13, 1982 (453 on 22)

Season

(Min. 1,000 yards, 100 plays) 19.7—Otis Washington, Western Caro., 1988 (2,086 on 106)

Career

(Min. 4,000 yards, 350 plays) 17.2—Eddie Conti, Delaware, 1994-98 (6,096 on 355)

GAINING 1,000 YARDS RUSHING AND 1,000 YARDS RECEIVING

Season

Brian Westbrook, Villanova, 1998 (1,046 rushing, 1,144 receiving)

TEAM HAVING A 200-YARD RUSHER AND A 200-YARD RECEIVER IN THE SAME GAME

Portland St., Charles Dunn (247 rushing yards) and Art Williams (208 receiving yards) vs. Sacramento St., Oct. 10, 1998 (Portland St. won, 58-31); Portland St., Charles Dunn (213 rushing yards) and Terry Charles (209 receiving yards) vs. Cal Poly, Oct. 30, 1999 (Portland St. won, 42-28)

Scoring

MOST POINTS SCORED

Game

42—Archie Amerson, Northern Ariz. vs. Weber St., Oct. 5, 1996 (7 TDs); Jessie Burton, McNeese St. vs. Southern Utah, Sept. 19, 1998 (7 TDs)

Season

176—Brian Westbrook, Villanova, 2001 (29 TDs, 2 PATs)

Career

544—Brian Westbrook, Villanova, 1997-98, 00-01 (89 TDs, 10 PATs)

MOST POINTS SCORED PER GAME

Season

16.2—Jerry Rice, Mississippi Val., 1984 (162 in 10)

Career

(Min. 200-299 pts.) 11.7—Aaron Stecker, Western Ill., 1997-98 (234 in 20)

(Min. 300 pts.) 12.5—Adrian Peterson, Ga. Southern, 1998-01 (524 in 42)

MOST TOUCHDOWNS SCORED

Game

7—Archie Amerson, Northern Ariz. vs. Weber St., Oct. 5, 1996; Jessie Burton, McNeese St. vs. Southern Utah, Sept. 19, 1998

Season

29—Adrian Peterson, Ga. Southern, 1999; Brian Westbrook, Villanova, 2001; Jamaal Branch, Colgate, 2003

Career

89—Brian Westbrook, Villanova, 1997-98, 00-01

MOST TOUCHDOWNS SCORED PER GAME

Season

2.7—Jerry Rice, Mississippi Val., 1984 (27 in 10)

Career

(Min. 30 games) 2.07—Adrian Peterson, Ga. Southern, 1998-01 (87 in 42)

MOST TOUCHDOWNS SCORED BY A FRESHMAN

Season

26—Adrian Peterson, Ga. Southern, 1998

Also holds per-game record with 2.4 (26 in 11)

PASSING FOR A TOUCHDOWN AND SCORING TOUCHDOWNS BY RUSHING, RECEIVING AND PUNT RETURN

WR Sean Beckett, UCF, threw a 33-yard touchdown pass, rushed for an 11-yard touchdown, caught a 17-yard touchdown pass and returned a punt 60 yards for a touchdown vs. Texas Southern, Nov. 17, 1990

MOST EXTRA POINTS ATTEMPTED BY KICKING

Game

15—John Kincheloe, Portland St. vs. Delaware St., Nov. 8, 1980 (15 made)

Season

74—John Kincheloe, Portland St., 1980 (70 made)

Per-game record—7.2, Jonathan Stokes, Mississippi Val., 1984 (72 in 10)

Career

197—Brian Morgan, Grambling, 2001-04 (174 made)

MOST EXTRA POINTS MADE BY KICKING

Game

15—John Kincheloe, Portland St. vs. Delaware St., Nov. 8, 1980 (15 attempts)

Season

70—John Kincheloe, Portland St., 1980 (74 attempts)

Per-game record—6.8, Jonathan Stokes, Mississippi Val., 1984 (68 in 10)

Career

182—Chris Snyder, Montana, 2000-03 (187 attempts) Per-game record—4.8, Tim Openlander, Marshall, 1994-96 (159 in 33)

BEST PERFECT RECORD OF EXTRA POINTS MADE

Season

68 of 68—Mike Hollis, Idaho, 1993

HIGHEST PERCENTAGE OF EXTRA POINTS MADE

Season

(Min. 50 atts.) 100%—Billy Hayes, Sam Houston St., 1987 (50 of 50); Jim Hodson, Lafayette, 1988 (51 of 51); Mike Hollis, Idaho, 1993 (68 of 68); Chris Dill, Murray St., 1995 (56 of 56); Tim Openlander, Marshall, 1996 (58 of 58); Chris Snyder, Montana, 2002 (50 of 50); Craig Coffin, Southern Ill., 2004 (66 of 66); Dan Carpenter, Montana, 2004 (63 of 63); Lance Garner, Sam Houston St., 2004 (57 of 57)

Career

(Min. 100-119 atts.) 100%—Anders Larsson, Montana St., 1985-88 (101 of 101)

(Min. 120 atts.) 99.2%—Brian Mitchell, Marshall/UNI, 1987, 1989-91 (130 of 131)

MOST CONSECUTIVE EXTRA POINTS MADE**Game**

15—John Kincheloe, Portland St. vs. Delaware St., Nov. 8, 1980

Season

68—Mike Hollis, Idaho, 1993

Career

126—Chris Snyder, Montana, 2000-03

MOST POINTS SCORED BY KICKING**Game**

24—Goran Lingmerth, Northern Ariz. vs. Idaho, Oct. 25, 1986 (8 FGs)

Season

122—Chris Snyder, Montana, 2003 (25 of 30 FGs, 47 of 48 PATs)

Career

392—Chris Snyder, Montana, 2000-03 (70 FGs, 182 PATs)

MOST POINTS SCORED BY KICKING PER GAME**Season**

10.1—Rob Hart, Murray St., 1996 (112 in 11)

Career

9.1—Tony Zendejas, Nevada, 1981-83 (300 in 33)

MOST TWO-POINT ATTEMPTS**Season**

11—Brent Woods, Princeton, 1982; Jamie Martin, Weber St., 1990

MOST SUCCESSFUL TWO-POINT PASSES**Game**

3—Brent Woods, Princeton vs. Lafayette, Nov. 6, 1982 (attempted 3)

Season

7—Jamie Martin, Weber St., 1992 (attempted 7)

Career

15—Jamie Martin, Weber St., 1989-92 (attempted 28)

Defensive Extra Points**MOST DEFENSIVE EXTRA-POINT RETURNS****Game**

2—Joe Lee Johnson, Western Ky. vs. Indiana St., Nov. 10, 1990 (both kick returns, scored on neither)

MOST DEFENSIVE EXTRA POINTS SCORED**Game**

1—By many players

Season

2—Jackie Kellogg, Eastern Wash. vs. Weber St., Oct. 6, 1990 (90-yard interception return) & vs. Portland St., Oct. 27, 1990 (94-yard interception return)



Cal Poly's Chris Gocong ended his career last year as the all-time sack leader in Division I-AA with 42. He also set the single-season mark in 2005 with 23.5.

LONGEST RETURN OF A DEFENSIVE EXTRA POINT

100—Morgan Ryan (DB), Montana St. vs. Sam Houston St., Sept. 7, 1991 (interception return); Rich Kinsman (DB), William & Mary vs. Lehigh, Nov. 14, 1992

FIRST DEFENSIVE EXTRA-POINT ATTEMPTS

Mike Rogers (DB), Davidson vs. Lehigh, Sept. 10, 1988 (30-yard interception return); Dave Benna (LB), Towson vs. Northeastern, Sept. 10, 1988 (35-yard interception return)

Defensive Records**(Since 2000)****TOTAL TACKLES****Game**

26—Boomer Grigsby, Illinois St. vs. Youngstown St., Nov. 9, 2002

Season

195—Kevin Talley, Norfolk St., 2003
Per-game record—16.3, Boomer Grigsby, Illinois St., 2002 (179 in 11); Kevin Talley, Norfolk St., 2003 (195 in 12)

Career

550—Boomer Grigsby, Illinois St., 2001-04 (44 games)
Per-game record—13.2, Josh Cain, Chattanooga, 2000-02 (450 in 34)

SOLO TACKLES**Game**

21—Dan Adams, Holy Cross vs. Colgate, Oct. 22, 2005

Season

113—Josh Cain, Chattanooga, 2002
Per-game record—9.8, Boomer Grigsby, Illinois St., 2002 (108 in 11)

Career

325—Boomer Grigsby, Illinois St., 2001-04 (44 games)
Per-game record—8.0, Josh Cain, Chattanooga, 2000-02 (273 in 34)

ASSISTED TACKLES**Game**

12—Chris Carey, Columbia vs. Harvard, Nov. 3, 2001; Boomer Grigsby, Illinois St. vs. Youngstown St., Nov. 9, 2002; Maurice Bennett, Lafayette vs. Fordham, Sept. 24, 2005

Season

120—Kevin Talley, Norfolk St., 2003
Also holds per-game record with 10.0 (120 in 12)

Career

271—Liam Ezekiel, Northeastern, 2001-04 (44 games)
Also holds per-game record with 6.4 (271 in 44)

TACKLES FOR LOSS**Game**

8.0—Sherrad Coates, Western Ky. vs. Indiana St., Oct. 26, 2002

Season

36.0—Steve Baggs, Bethune-Cookman, 2003
Also holds per-game record with 3.0 (36.0 in 12)

Career

67.0—Sherrad Coates, Western Ky., 2000-02 (40 games)
Per-game record—2.5, Steve Baggs, Bethune-Cookman, 2002-03 (62.0 in 25)

PASS SACKS**Game**

6.0—Damien Huren, Southeastern La. vs. Northern Colo., Oct. 9, 2004

Season

23.5—Chris Gocong, Cal Poly, 2005
Per-game record—1.89, Andrew Hallingsworth, Towson, 2000 (17 in 9)

Career

42.0—Chris Gocong, Cal Poly, 2001, 03-05 (41 games)
Per-game record—1.05, Brent Hawkins, Illinois St., 2004-05 (20.0 in 19)

PASSES DEFENDED**Game**

6—Sam Young, Illinois St. vs. Youngstown St., Oct. 7, 2000; Marcus Gray, Norfolk St. vs. Florida A&M, Oct. 26, 2002; James Young, Ga. Southern vs. Bethune-Cookman, Nov. 30, 2002

Season

27—Bobby Sippio, Western Ky., 2000
Also holds per-game record with 2.7 (27 in 10)

Career

51—Billy Parker, William & Mary, 2000-03 (44 games)
Per-game record—1.54, Benny Sapp, UNI, 2002-03 (37 in 24)

FORCED FUMBLES**Game**

3—Sterling Rogers, Texas St. vs. Portland St., Oct. 6, 2001; Lee Basinger, Wofford vs. Elon, Nov. 23, 2002; Sam Harper, Coastal Caro. vs. Jacksonville, Nov. 13, 2004; Brent Hawkins, Illinois St. vs. Murray St., Sept. 24, 2005

Season

10—Robert Mathis, Alabama A&M, 2002
Also holds per-game record with 0.91 (10 in 11)

Career

13—Sherrad Coates, Western Ky., 2000-02 (40 games); Robert Mathis, Alabama A&M, 2001-02 (22 games)
Mathis holds per-game record with 0.59 (13 in 22)

Field Goals**MOST FIELD GOALS ATTEMPTED****Game**

8—Goran Lingmerth, Northern Ariz. vs. Idaho, Oct. 25, 1986 (made 8)

Season

33—Tony Zendejas, Nevada, 1982 (made 26); David Ettlinger, Hofstra, 1995 (made 22)

Career

105—Chris Snyder, Montana, 2000-03 (made 70)

MOST FIELD GOALS MADE**Quarter**

4—Tony Zendejas, Nevada vs. Northern Ariz., Oct. 16, 1982 (4th); Ryan Weeks, Tennessee Tech vs. Chattanooga, Sept. 9, 1989 (3rd)

Half

5—Dean Biasucci, Western Caro. vs. Mars Hill, Sept. 18, 1982 (1st); Tony Zendejas, Nevada vs. Northern Ariz., Oct. 16, 1982 (2nd); Ryan Weeks, Tennessee Tech vs. Chattanooga, Sept. 9, 1989 (2nd)

Game

8—Goran Lingmerth, Northern Ariz. vs. Idaho, Oct. 25, 1986 (39, 18, 20, 33, 46, 27, 22, 35 yards; by quarters—1, 3, 2, 2), 8 attempts

Season

26—Tony Zendejas, Nevada, 1982 (33 attempts); Brian Mitchell, UNI, 1990 (27 attempts)
Also share per-game record with 2.4 (26 in 11)

Career

72—Marty Zendejas, Nevada, 1984-87 (90 attempts)
Per-game record—2.1, Tony Zendejas, Nevada, 1981-83 (70 in 33)

HIGHEST PERCENTAGE OF FIELD GOALS MADE**Season**

(Min. 20 atts.) 96.3%—Brian Mitchell, UNI, 1990 (26 of 27)

Career

(Min. 50 atts.) 82.0%—Juan Toro, Florida A&M, 1995-98 (41 of 50)

BEST PERFECT RECORD OF FIELD GOALS MADE**Season**

100%—Jon Scifres, Missouri St., 2004 (15 of 15)

MOST CONSECUTIVE FIELD GOALS MADE**Game**

8—Goran Lingmerth, Northern Ariz. vs. Idaho, Oct. 25, 1986

Season

21—Brian Mitchell, UNI, 1990

Career

26—Brian Mitchell, UNI, 1990-91

MOST CONSECUTIVE GAMES KICKING**A FIELD GOAL****Career**

33—Tony Zendejas, Nevada, 1981-83 (at least one in every game played)

MOST FIELD GOALS MADE, 50 YARDS OR MORE**Game**

3—Jesse Garcia, La.-Monroe vs. McNeese St., Oct. 29, 1983 (52, 56, 53 yards); Terry Belden, Northern Ariz. vs. Cal St. Northridge, Sept. 18, 1993 (60, 50, 54 yards)

Season

7—Jesse Garcia, La.-Monroe, 1983 (12 attempts); Kirk Roach, Western Caro., 1987 (12 attempts)

Career

11—Kirk Roach, Western Caro., 1984-87 (26 attempts); Pete Garces, Idaho St., 1998-99 (16 attempts)

HIGHEST PERCENTAGE OF FIELD GOALS MADE, 50 YARDS OR MORE**Season**

(Min. 5 atts.) 100.0%—Wayne Boyer, Missouri St., 1996 (5 of 5)

Career

(Min. 10 atts.) 90.9%—Tim Foley, Ga. Southern, 1984-87 (10 of 11)

MOST FIELD GOALS MADE, 40 YARDS OR MORE**Season**

12—Marty Zendejas, Nevada, 1985 (15 attempts)

Career

30—Marty Zendejas, Nevada, 1984-87 (45 attempts)

HIGHEST PERCENTAGE OF FIELD GOALS MADE, 40 YARDS OR MORE**Season**

(Min. 8 made) 100.0%—Tim Foley, Ga. Southern, 1985 (8 of 8)

Career

(Min. 15 made) 72.0%—Tim Foley, Ga. Southern, 1984-87 (18 of 25)

HIGHEST PERCENTAGE OF FIELD GOALS MADE, 40-49 YARDS**Season**

(Min. 8 made) 90.0%—Marty Zendejas, Nevada, 1985 (9 of 10)

Career

(Min. 12 made) 72.0%—Tony Zendejas, Nevada, 1981-83 (18 of 25)

HIGHEST PERCENTAGE OF FIELD GOALS MADE, UNDER 40 YARDS**Season**

(Min. 15 made) 100.0%—Matt Stover, Louisiana Tech, 1986 (15 of 15); Kirk Roach, Western Caro., 1986 (17 of 17); Brian Mitchell, UNI, 1990 (23 of 23)

Career

(Min. 25 made) 93.3%—Marty Zendejas, Nevada, 1984-87 (42 of 45)

MOST TIMES KICKING TWO OR MORE FIELD GOALS IN A GAME**Season**

10—Brian Mitchell, UNI, 1991

Career

25—Kirk Roach, Western Caro., 1984-87

MOST TIMES KICKING THREE OR MORE FIELD GOALS IN A GAME**Season**

7—Brian Mitchell, UNI, 1991

Career

11—Brian Mitchell, Marshall/UNI, 1987, 1989-91

MOST CONSECUTIVE QUARTERS KICKING A FIELD GOAL**Season**

7—Scott Roper, Arkansas St., 1986 (last 3 vs. McNeese St., Oct. 25; all 4 vs. North Texas, Nov. 1)

LONGEST AVERAGE DISTANCE FIELD GOALS MADE**Game**

(Min. 3 made) 54.7—Terry Belden, Northern Ariz. vs. Sacramento St., Sept. 18, 1993 (60, 50, 54 yards)

Season

(Min. 14 made) 45.0—Jesse Garcia, La.-Monroe, 1983 (15 made)

Career

(Min. 35 made) 37.5—Roger Ruzek, Weber St., 1979-82 (46 made)

LONGEST AVERAGE DISTANCE FIELD GOALS ATTEMPTED**Game**

(Min. 4 atts.) 55.5—Pete Garces, Idaho St. vs. Sacramento St., Nov. 7, 1998 (made 53, 54; missed 54, 61)

Season

(Min. 20 atts.) 45.9—Jesse Garcia, La.-Monroe, 1983 (26 attempts)

Career

(Min. 60 atts.) 40.5—Kirk Roach, Western Caro., 1984-87 (102 attempts)

LONGEST FIELD GOAL MADE

63—Scott Roper, Arkansas St. vs. North Texas, Nov. 7, 1987; Tim Foley, Ga. Southern vs. James Madison, Nov. 7, 1987; Bill Gramatica, South Fla. vs. Austin Peay, Nov. 18, 2000

LONGEST FIELD GOAL MADE BY A FRESHMAN

60—David Cool, Ga. Southern vs. James Madison, Nov. 5, 1988

MOST FIELD GOALS MADE BY A FRESHMAN**Game**

5—Mike Powers, Colgate vs. Army, Sept. 10, 1983 (6 attempts); Marty Zendejas, Nevada vs. Idaho St., Nov. 17, 1984 (5 attempts); Chuck Rawlinson, Stephen F. Austin vs. Prairie View, Sept. 10, 1988 (5 attempts); Juan Vasquez, Florida A&M vs. Morgan St., Sept. 9, 2000 (5 attempts)

Season

22—Marty Zendejas, Nevada, 1984 (27 attempts)

MOST FIELD GOALS MADE IN FIRST GAME OF CAREER

5—Mike Powers, Colgate vs. Army, Sept. 10, 1983 (6 attempts)

MOST GAMES IN WHICH FIELD GOAL(S) PROVIDED WINNING MARGIN**Career**

11—John Dowling, Youngstown St., 1984-87

LONGEST RETURN OF A MISSED FIELD GOAL

89—Pat Bayers, Western Ill. vs. Youngstown St., Nov. 6, 1982 (TD)

Team Records**Single Game—Offense****Total Offense****MOST PLAYS**

115—Buffalo vs. Connecticut, Oct. 4, 1997 (437 yards)

MOST PLAYS, BOTH TEAMS

196—Villanova (113) & Connecticut (83), Oct. 7, 1989 (904 yards)

MOST YARDS GAINED

876—Weber St. vs. Idaho St., Nov. 23, 1991 (252 rushing, 624 passing)

MOST YARDS GAINED, BOTH TEAMS

1,418—Howard (740) & Bethune-Cookman (678), Sept. 19, 1987 (161 plays)

MOST YARDS GAINED BY A LOSING TEAM

756—Alcorn St. vs. Grambling, Sept. 3, 1994 (lost 62-56)

FEWEST YARDS GAINED BY A WINNING TEAM

31—Middle Tenn. vs. Murray St., Oct. 17, 1981 (won 14-9)

HIGHEST AVERAGE GAIN PER PLAY**(Min. 55 Plays)**

13.1—Northeastern vs. Stonehill, Aug. 30, 2003 (57 for 745)

MOST TOUCHDOWNS SCORED BY RUSHING AND PASSING

14—Portland St. vs. Delaware St., Nov. 8, 1980 (10 passing, 4 rushing)

Rushing**MOST RUSHES**

90—VMI vs. East Tenn. St., Nov. 17, 1990 (311 yards)

MOST RUSHES, BOTH TEAMS

127—Western Ky. (73) & Elon (54), Oct. 24, 1998 (718 yards)

FEWEST RUSHES

11—Mississippi Val. vs. Kentucky St., Sept. 1, 1984 (17 yards); Western Ill. vs. UNI, Oct. 24, 1987 (11 yards)

MOST YARDS GAINED

681—Missouri St. vs. Mo. Southern St., Sept. 10, 1988 (83 rushes)

MOST YARDS GAINED, BOTH TEAMS

781—Dayton (462) & Morehead St. (319), Sept. 23, 2000 (109 rushes)

MOST YARDS GAINED BY A LOSING TEAM

515—Nicholls St. vs. Portland St., Sept. 13, 2003 (lost 44-37; 74 rushes)

HIGHEST AVERAGE GAIN PER RUSH**(Min. 45 Rushes)**

12.89—Northeastern vs. Stonehill, Aug. 30, 2003 (46 for 593)

MOST TOUCHDOWNS SCORED BY RUSHING

11—Ga. Southern vs. Johnson C. Smith, Sept. 11, 2004

Passing**MOST PASSES ATTEMPTED**

79—Idaho St. vs. Portland St., Nov. 6, 2004 (completed 43 for 465 yards)

MOST PASSES ATTEMPTED, BOTH TEAMS

122—Idaho (62) & Idaho St. (60), Sept. 24, 1983 (completed 48 for 639 yards)

FEWEST PASSES ATTEMPTED

1—By many teams. Most recent: Northeastern vs. Towson, Sept. 9, 1989 (completed 1)

FEWEST PASSES ATTEMPTED, BOTH TEAMS

11—Memphis (3) & Arkansas St. (8), Nov. 27, 1982 (completed 6); N.C. A&T (5) & Western Ky. (6), Nov. 19, 1988 (completed 2); Citadel (3) & Ga. Southern (8), Nov. 19, 1994 (completed 6)

MOST PASSES ATTEMPTED WITHOUT INTERCEPTION

72—Marshall vs. Western Caro., Nov. 14, 1987 (completed 35)

MOST PASSES COMPLETED

59—Southeastern La. vs. Jacksonville, Nov. 6, 2004 (attempted 72 for 551 yards)

MOST PASSES COMPLETED, BOTH TEAMS I-AA

77—La.-Monroe (46) & Stephen F. Austin (31), Nov. 11, 1989 (attempted 116 for 1,190 yards)

MOST PASSES COMPLETED, BOTH TEAMS

80—Hofstra (50) & Fordham (30), Oct. 19, 1991 (attempted 120 for 987 yards)

FEWEST PASSES COMPLETED

0—By many teams. Most recent: Monmouth vs. Towson, Oct. 27, 2001

FEWEST PASSES COMPLETED, BOTH TEAMS

2—N.C. A&T (0) & Western Ky. (2), Nov. 19, 1988 (attempted 11)

HIGHEST PERCENTAGE COMPLETED

(Min. 30-44 atts.) 85.4%—Cal St. Northridge vs. Missouri St., Nov. 14, 1998 (35 of 41)

(Min. 45 atts.) 81.9%—Southeastern La. vs. Jacksonville, Nov. 6, 2004 (59 of 72)

LOWEST PERCENTAGE COMPLETED**(Min. 20 Attempts)**

9.5%—Florida A&M vs. Central St., Oct. 11, 1986 (2 of 21)

MOST PASSES HAD INTERCEPTED

10—Mississippi Val. vs. Grambling, Oct. 17, 1987 (47 attempts); Boise St. vs. Montana, Oct. 28, 1989 (55 attempts)

MOST YARDS GAINED

699—Mississippi Val. vs. Kentucky St., Sept. 1, 1984

MOST YARDS GAINED, BOTH TEAMS

1,190—La.-Monroe (619) & Stephen F. Austin (571), Nov. 11, 1989

MOST YARDS GAINED PER ATTEMPT**(Min. 25 Attempts)**

20.1—Delaware vs. Connecticut, Nov. 7, 1998 (29 for 584)

MOST YARDS GAINED PER COMPLETION

(Min. 10-24 comps.) 33.0—Jackson St. vs. Southern U., Oct. 13, 1990 (14 for 462)

(Min. 25 comps.) 22.9—Marshall vs. VMI, Nov. 16, 1991 (28 for 642)

MOST TOUCHDOWN PASSES

11—Mississippi Val. vs. Kentucky St., Sept. 1, 1984

MOST TOUCHDOWN PASSES, BOTH TEAMS

14—Mississippi Val. (8) & Texas Southern (6), Oct. 26, 1985

Punting**MOST PUNTS**

16—Louisiana Tech vs. La.-Monroe, Nov. 19, 1988 (567 yards)

MOST PUNTS, BOTH TEAMS

26—Hofstra (14) vs. Buffalo (12), Nov. 2, 1996

HIGHEST AVERAGE PER PUNT

(5-9 punts) 61.5—Idaho St. vs. Cal Poly, Nov. 16, 2002 (6 for 369)

(Min. 10 punts) 52.2—Montana St. vs. Northern Ariz., Oct. 20, 1979 (10 for 522)

FEWEST PUNTS

0—By many teams. Most recent: Ga. Southern vs. South Dakota St., Oct. 30, 2004

FEWEST PUNTS, BOTH TEAMS

0—Ga. Southern & James Madison, Nov. 15, 1986

MOST OPPONENT'S PUNTS BLOCKED BY

4—Montana vs. Montana St., Oct. 31, 1987 (13 punts); Middle Tenn. vs. Mississippi Val., Oct. 8, 1988 (7 punts)

Punt Returns**MOST PUNT RETURNS**

12—UNI vs. Youngstown St., Oct. 20, 1984 (83 yards)

MOST YARDS ON PUNT RETURNS

322—Northern Ariz. vs. Western N.M., Aug. 29, 1996 (10 returns)

HIGHEST AVERAGE GAIN PER RETURN**(Min. 6 Returns)**

32.2—Northern Ariz. vs. Western N.M., Aug. 29, 1996 (10 for 322, 2 TDs)

MOST TOUCHDOWNS SCORED ON PUNT RETURNS

3—Canisius vs. Siena, Sept. 24, 1994; Northern Ariz. vs. Western N.M., Aug. 29, 1996

Kickoff Returns**MOST KICKOFF RETURNS**

15—Delaware St. vs. Portland St., Nov. 8, 1980 (209 yards)

MOST YARDS ON KICKOFF RETURNS

326—Eastern Wash. vs. Sacramento St., Oct. 31, 1998 (5 returns)

HIGHEST AVERAGE GAIN PER RETURN

(Min. 3-5 rets.) 65.2—Eastern Wash. vs. Sacramento St., Oct. 31, 1998 (5 for 326)

(Min. 6 rets.) 46.3—Western Caro. vs. VMI, Oct. 10, 1992 (6 for 278)

MOST TOUCHDOWNS SCORED ON KICKOFF RETURNS

3—Eastern Wash. vs. Sacramento St., Oct. 31, 1998

Total Kick Returns**(Combined Punt and Kickoff Returns)****MOST YARDS ON KICK RETURNS**

349—Eastern Wash. vs. Sacramento St., Oct. 31, 1998 (23 punt returns, 326 kickoff returns)

HIGHEST AVERAGE GAIN PER RETURN**(Min. 6 Returns)**

46.8—Connecticut vs. Yale, Sept. 24, 1983 (6 for 281)

MOST TOUCHDOWNS SCORED ON TOTAL KICK RETURNS

5—Hampton vs. Virginia St., Sept. 22, 2001 (3 punt returns, 2 kickoff returns)

Scoring**MOST POINTS SCORED**

105—Portland St. vs. Delaware St., Nov. 8, 1980 (15 TDs, 15 PATs)

MOST POINTS SCORED, BOTH TEAMS

125—Sacramento St. (64) & Cal St. Northridge (61), Nov. 4, 2000 (18 TDs, 11 PATs, 3 2-pt. extra points)

MOST POINTS SCORED BY A LOSING TEAM

61—Cal St. Northridge vs. Sacramento St. (64), Nov. 4, 2000

MOST POINTS SCORED EACH QUARTER

1st: 49—Portland St. vs. Delaware St., Nov. 8, 1980

2nd: 50—Alabama St. vs. Prairie View, Oct. 26, 1991

3rd: 35—Portland St. vs. Delaware St., Nov. 8, 1980;

La.-Monroe vs. Arkansas St., Nov. 6, 1993

4th: 39—Montana vs. South Dakota St., Sept. 4, 1993

MOST POINTS SCORED EACH HALF

1st: 73—Montana St. vs. Eastern Ore., Sept. 14, 1985

2nd: 56—Brown vs. Columbia, Nov. 19, 1994

MOST TOUCHDOWNS SCORED

15—Portland St. vs. Delaware St., Nov. 8, 1980

MOST POINTS SCORED IN FOURTH QUARTER, BOTH TEAMS

58—Brown (30) vs. Penn (28), Oct. 10, 1998

MOST TOUCHDOWNS SCORED, BOTH TEAMS

17—Furman (9) & Davidson (8), Nov. 3, 1979; Weber St. (9) & Eastern Wash. (8), Sept. 28, 1991;

Grambling (9) & Alcorn St. (8), Sept. 3, 1994

MOST EXTRA POINTS MADE BY KICKING

15—Portland St. vs. Delaware St., Nov. 8, 1980 (15 attempts)

MOST TWO-POINT ATTEMPTS MADE

5—Weber St. vs. Eastern Wash., Oct. 6, 1990 (5 passes attempted)

MOST FIELD GOALS MADE

8—Northern Ariz. vs. Idaho, Oct. 25, 1986 (8 attempts)

MOST FIELD GOALS ATTEMPTED

8—Northern Ariz. vs. Idaho, Oct. 25, 1986 (made 8)

MOST FIELD GOALS MADE, BOTH TEAMS

9—Nevada (5) & Northern Ariz. (4), Oct. 9, 1982 (12 attempts); Nevada (5) & Weber St. (4), Nov. 6, 1982 (11 attempts, 3 of)

MOST SAFETIES SCORED

3—Alabama St. vs. Albany St. (Ga.), Oct. 15, 1988

MOST DEFENSIVE EXTRA POINTS SCORED

2—VMI vs. Davidson, Nov. 4, 1989 (Jeff Barnes, 95-yard interception return, and Wayne Purcell, 90-yard interception return); Duquesne vs. Fairfield, Nov. 3, 2001 (Leigh Bodden, 88-yard fumble return on two-point attempt, and Armar Watson, blocked extra point return)

MOST DEFENSIVE EXTRA-POINT ATTEMPTS

2—VMI vs. Davidson, Nov. 4, 1989 (2 interception returns); Western Ky. vs. Indiana St., Nov. 10, 1990 (2 interception returns); Duquesne vs. Fairfield, Nov. 3, 2001

First Downs**MOST FIRST DOWNS**

46—Weber St. vs. Idaho St., Nov. 23, 1991 (12 rushing, 31 passing, 3 penalty)

MOST FIRST DOWNS, BOTH TEAMS

72—Bethune-Cookman (40) & Howard (32), Sept. 19, 1987

MOST FIRST DOWNS BY RUSHING

31—Ga. Southern vs. Glenville St., Nov. 12, 1994

MOST FIRST DOWNS BY PASSING

32—Montana vs. Weber St., Sept. 25, 1999

MOST FIRST DOWNS BY PENALTY

11—Towson vs. Liberty, Oct. 21, 1990

Fumbles**MOST FUMBLES**

16—Delaware St. vs. Portland St., Nov. 8, 1980 (lost 6)

MOST FUMBLES, BOTH TEAMS

21—N.C. A&T (15) & Lane (6), Nov. 11, 1995 (lost 12)

MOST FUMBLES LOST

9—N.C. A&T vs. Lane, Nov. 11, 1995 (15 fumbles)

MOST FUMBLES LOST, BOTH TEAMS

12—Virginia St. (7) & Howard (5), Oct. 13, 1979 (16 fumbles); Austin Peay (8) & Mars Hill (4), Nov. 17, 1979 (18 fumbles); N.C. A&T (9) & Lane (3), Nov. 11, 1995 (21 fumbles)

Penalties**MOST PENALTIES AGAINST**

23—Idaho vs. Idaho St., Oct. 10, 1992 (204 yards)

MOST PENALTIES, BOTH TEAMS

39—In four games. Most recent: Jackson St. (22) & Grambling (17), Oct. 24, 1987 (370 yards)

MOST YARDS PENALIZED

260—Southern U. vs. Howard, Nov. 4, 1978 (22 penalties)

MOST YARDS PENALIZED, BOTH TEAMS

423—Southern U. (260) & Howard (163), Nov. 4, 1978 (37 penalties)

Turnovers**(Passes Had Intercepted and Fumbles Lost)****MOST TURNOVERS**

12—Texas Southern vs. Lamar, Sept. 6, 1980 (4 interceptions, 8 fumbles lost)

MOST TURNOVERS, BOTH TEAMS

15—Bucknell (8) & Hofstra (7), Sept. 8, 1990 (10 interceptions, 5 fumbles lost); Stephen F. Austin (8) &

Nicholls St. (7), Sept. 22, 1990 (8 interceptions, 7 fumbles lost)

Overtimes

MOST OVERTIME PERIODS, BOTH TEAMS I-AA

6—Rhode Island (58) vs. Maine (55), Sept. 18, 1982; Villanova (41) vs. Connecticut (35), Oct. 7, 1989; Florida A&M (59) vs. Hampton (58), Oct. 5, 1996

MOST OVERTIME PERIODS

8—Bethune-Cookman (63) vs. Virginia St. (Division III) (57), Sept. 26, 1998

MOST POINTS SCORED IN OVERTIME PERIODS

39—Florida A&M (59) vs. Hampton (58), Oct. 5, 1996 (6 overtime periods)

MOST POINTS SCORED IN OVERTIME PERIODS, BOTH TEAMS

77—Florida A&M (39) vs. Hampton (38), Oct. 5, 1996 (6 overtime periods; Florida A&M won, 59-58)

LARGEST WINNING MARGIN IN OVERTIME

13—Nicholls St. (49) vs. Texas St. (36), Oct. 26, 1996 (5 overtime periods)

MOST CONSECUTIVE OVERTIME GAMES PLAYED

2—Maine, 1982 (Rhode Island 58, Maine 55, 6 ot, Sept. 18; and Boston U. 48, Maine 45, 4 ot, Sept. 25); Connecticut, 1989 (Villanova 41, Connecticut 35, 6 ot, Oct. 7; and Connecticut 39, Massachusetts 33, Oct. 14); Montana, 1991 (Nevada 35, Montana 28, 2 ot, Nov. 9; and Montana 35, Idaho 34, Nov. 16); Tennessee Tech, 1998 (Tennessee Tech 31, Tenn.-Martin 24, Oct. 17 and Tennessee Tech 31, Eastern Ky. 29, 3 ot, Oct. 24); Wagner, 2004 (Central Conn. St. 28, Wagner 21, 2 ot, Sept. 25 and Sacred Heart 30, Wagner 24, Oct. 2); Howard, 2004 (Howard 42, Morgan St. 35, Oct. 16 and N.C. A&T 14, Howard 13, Oct. 23); Tennessee Tech, 2004 (Tennessee Tech 40, Eastern Ill. 37, Nov. 6 and Southeast Mo. St. 31, Tennessee Tech 28, Nov. 13); Coastal Caro., 2005 (Coastal Caro. 34, Gardner-Webb 31, Oct. 15 and Coastal Caro. 27, Liberty 21, 3 ot, Oct. 22); Gardner-Webb, 2005 (Coastal Caro. 34, Gardner-Webb 31, Oct. 15 and Gardner-Webb 55, VMI 52, Oct. 22)

Single Game—Defense

Total Defense

FEWEST PLAYS ALLOWED

31—Howard vs. Dist. Columbia, Sept. 2, 1989 (32 yards)

FEWEST YARDS ALLOWED

Minus 12—Eastern Ill. vs. Kentucky St., Nov. 13, 1982 (-67 rushing, 55 passing)

Rushing Defense

FEWEST RUSHES ALLOWED

9—Mississippi Val. vs. Alcorn St., Nov. 6, 1999 (4 yards)

FEWEST RUSHING YARDS ALLOWED

Minus 90—Sacred Heart vs. Iona, Nov. 16, 2002 (42 rushes)

Pass Defense

FEWEST ATTEMPTS ALLOWED

1—By six teams. Most recent: Western Caro. vs. Wofford, Oct. 17, 1998

FEWEST COMPLETIONS ALLOWED

0—By many teams. Most recent: N.C. A&T vs. Wofford, Nov. 29, 2003 (2 attempts)

LOWEST COMPLETION PERCENTAGE ALLOWED (Min. 30 Attempts)

11.8%—Southern U. vs. Nicholls St., Oct. 11, 1980 (4 of 34)

FEWEST YARDS ALLOWED

Minus 2—Florida A&M vs. Albany St. (Ga.), Oct. 16, 1982

MOST PASSES INTERCEPTED BY

10—Grambling vs. Mississippi Val., Oct. 17, 1987 (47 attempts); Montana vs. Boise St., Oct. 28, 1989 (55 attempts)

MOST TIMES OPPONENT TACKLED FOR LOSS ATTEMPTING TO PASS

14—Duquesne vs. Iona, Oct. 31, 1998 (92 yards)

MOST INTERCEPTIONS RETURNED FOR TOUCHDOWNS

4—Northwestern St. vs. Southeastern La., Oct. 11, 2003 (6 for 195 yards)

Opponent's Kicks Blocked

MOST OPPONENT'S PUNTS BLOCKED

4—Montana vs. Montana St., Oct. 31, 1987 (13 punts); Middle Tenn. vs. Mississippi Val., Oct. 8, 1988 (7 punts)

MOST OPPONENT'S TOTAL KICKS BLOCKED (Includes punts, field goals, PATs)

4—Montana vs. Montana St., Oct. 31, 1987 (all punts); Middle Tenn. vs. Mississippi Val., Oct. 8, 1988 (all punts); Colgate vs. Towson, Sept. 30, 2000 (3 punts, 1 PAT)

Fumble Returns

(Since 1992)

MOST FUMBLES RETURNED FOR TOUCHDOWNS

2—Marshall vs. VMI, Oct. 9, 1993; Idaho vs. Weber St., Nov. 12, 1994; Texas St. vs. Nicholls St., Oct. 7, 2000; Harvard vs. Northeastern, Oct. 6, 2001

Safeties

MOST SAFETIES

3—Alabama St. vs. Albany St. (Ga.), Oct. 15, 1988

SEASON—Offense

Total Offense

MOST YARDS GAINED PER GAME

640.1—Mississippi Val., 1984 (6,401 in 10)

HIGHEST AVERAGE GAIN PER PLAY

7.8—Alcorn St., 1994 (848 for 6,577)

MOST PLAYS PER GAME

89.6—Weber St., 1991 (986 in 11)

MOST TOUCHDOWNS BY RUSHING AND PASSING PER GAME

8.4—Mississippi Val., 1984 (84 in 10)

Rushing

MOST YARDS GAINED PER GAME

419.0—Ga. Southern, 1999 (4,609 in 11)

HIGHEST AVERAGE GAIN PER RUSH

7.0—Ga. Southern, 1999 (654 for 4,609)

MOST RUSHES PER GAME

69.8—Northeastern, 1986 (698 in 10)

MOST TOUCHDOWNS BY RUSHING PER GAME

5.5—Ga. Southern, 1999 (61 in 11)

Passing

MOST YARDS GAINED PER GAME

496.8—Mississippi Val., 1984 (4,968 in 10)

HIGHEST AVERAGE GAIN PER ATTEMPT

(Min. 250-399 atts.) 10.7—UNI, 1996 (252 for 2,700)
(Min. 400 atts.) 9.5—Grambling, 2005 (465 for 4,408)

HIGHEST AVERAGE GAIN PER COMPLETION

(Min. 125-199 comps.) 19.3—Jackson St., 1990 (156 for 3,006)
(Min. 200 comps.) 17.2—Grambling, 2005 (256 for 4,408)

MOST PASSES ATTEMPTED PER GAME

55.8—Mississippi Val., 1984 (558 in 10)

MOST PASSES COMPLETED PER GAME

35.1—Mississippi Val., 1984 (351 in 10)

HIGHEST PERCENTAGE COMPLETED

(Min. 200-399 atts.) 70.6%—Hofstra, 1997 (293 of 415)
(Min. 450 atts.) 67.8%—Montana, 2004 (331 of 488)

LOWEST PERCENTAGE HAD INTERCEPTED

(Min. 200-399 atts.) 0.78%—Portland St., 1999 (3 of 383)
(Min. 400 atts.) 1.06%—William & Mary, 2004 (5 of 473)

MOST CONSECUTIVE PASSES ATTEMPTED WITHOUT AN INTERCEPTION

275—Lamar, 1988 (during 8 games, Sept. 3 to Oct. 29)

MOST TOUCHDOWN PASSES PER GAME

6.4—Mississippi Val., 1984 (64 in 10)

HIGHEST PASSING EFFICIENCY RATING POINTS

190.6—William & Mary, 1993 (232 attempts, 161 completions, 4 interceptions, 2,499 yards, 24 TDs)

Punting

MOST PUNTS PER GAME

9.6—Louisiana Tech, 1987 (106 in 11)

FEWEST PUNTS PER GAME

2.1—Ga. Southern, 1999 (23 in 11)

HIGHEST PUNTING AVERAGE

48.0—Northern Ariz., 2004 (57 for 2,736)

HIGHEST NET PUNTING AVERAGE

(Min. 46 atts.) 44.9—Northern Ariz., 2004 (57 for 2,736; 178 yards returned)

MOST PUNTS HAD BLOCKED

8—Western Ky., 1982

Punt Returns

MOST PUNT RETURNS PER GAME

5.4—Murray St., 1980 (59 in 11)

FEWEST PUNT RETURNS PER GAME

0.45—Tenn.-Martin, 2000 (5 in 11); Butler, 2004 (5 in 11)

MOST PUNT-RETURN YARDS PER GAME

64.8—Duquesne, 1996 (648 in 10)

HIGHEST AVERAGE GAIN PER PUNT RETURN

(Min. 20-29 rets.) 23.0—N.C. A&T, 2001 (25 for 576)
(Min. 30 rets.) 18.1—Mississippi Val., 1985 (31 for 561)

MOST TOUCHDOWNS SCORED ON PUNT RETURNS

7—N.C. A&T, 2001 (25 returns)

Kickoff Returns

MOST KICKOFF RETURNS PER GAME

7.7—Morehead St., 1994 (85 in 11; 1,582 yards)

FEWEST KICKOFF RETURNS PER GAME

1.2—McNeese St., 1997 (13 in 11)

MOST KICKOFF-RETURN YARDS PER GAME

143.8—Morehead St., 1994 (1,582 in 11; 85 returns)

HIGHEST AVERAGE GAIN PER KICKOFF RETURN (Min. 20 Returns)

30.5—Hampton, 2004 (38 for 1,157)

MOST TOUCHDOWNS SCORED ON KICKOFF RETURNS

6—Hampton, 2004 (38 returns)

Combined Returns

(Interceptions, Punt Returns, Fumble Returns and Kickoff Returns)

MOST TOUCHDOWNS SCORED

9—Delaware St., 1987 (5 interceptions, 3 punt returns, 1 kickoff return)

Scoring

MOST POINTS PER GAME

60.9—Mississippi Val., 1984 (609 in 10)

MOST TOUCHDOWNS PER GAME

8.7—Mississippi Val., 1984 (87 in 10)

MOST EXTRA POINTS MADE BY KICKING PER GAME

7.7—Mississippi Val., 1984 (77 in 10)

MOST CONSECUTIVE EXTRA POINTS MADE BY KICKING

68—Idaho, 1993

MOST TWO-POINT ATTEMPTS MADE

9—Weber St., 1992 (11 attempts)

MOST DEFENSIVE EXTRA-POINT ATTEMPTS

2—VMI, 1989; Eastern Wash., 1990; Western Ky., 1990

MOST DEFENSIVE EXTRA POINTS SCORED

2—VMI, 1989 (2 interception returns); Eastern Wash., 1990 (2 interception returns)

MOST FIELD GOALS MADE PER GAME

2.4—Nevada, 1982 (26 in 11); UNI, 1990 (26 in 11)

MOST SAFETIES SCORED

5—Jackson St., 1986; Monmouth, 2005

First Downs

MOST FIRST DOWNS PER GAME

31.7—Mississippi Val., 1984 (317 in 10)

MOST RUSHING FIRST DOWNS PER GAME

18.6—Ga. Southern, 1999 (205 in 11)

MOST PASSING FIRST DOWNS PER GAME

21.4—Mississippi Val., 1984 (214 in 10)

MOST FIRST DOWNS BY PENALTY PER GAME

3.7—Alabama St., 1984 (41 in 11; 109 penalties by opponents); Texas Southern, 1987 (41 in 11; 134 penalties by opponents)

Fumbles

MOST FUMBLES PER GAME

5.3—Prairie View, 1984 (58 in 11)

MOST FUMBLES LOST PER GAME

3.1—Idaho, 1978 (31 in 10); Delaware St., 1980 (31 in 10)

FEWEST OWN FUMBLES LOST

1—Yale, 1999 (5 fumbles)

Penalties

MOST PENALTIES

152—Alabama St., 2001

MOST PENALTIES PER GAME

13.7—Grambling, 1984 (151 in 11; 1,206 yards)

MOST YARDS PENALIZED PER GAME

125.5—Tennessee St., 1982 (1,255 in 10; 132 penalties)

Turnovers

FEWEST TURNOVERS LOST

9—Hofstra, 1995 (6 fumbles, 3 interceptions); Yale, 1999 (1 fumble, 8 interceptions); Harvard, 2001 (3 fumbles, 6 interceptions)

MOST TURNOVERS LOST

59—Texas Southern, 1980 (27 fumbles, 32 interceptions)

HIGHEST TURNOVER MARGIN PER GAME OVER OPPONENTS

3.18—St. Peter's, 2001 (47 gained, 12 lost; 11 games)

SEASON—Defense

Total Defense

FEWEST YARDS ALLOWED PER GAME

149.9—Florida A&M, 1978 (1,649 in 11)

FEWEST RUSHING AND PASSING TOUCHDOWNS ALLOWED PER GAME

0.7—Western Mich., 1982 (8 in 11)

LOWEST AVERAGE YARDS ALLOWED PER PLAY

2.4—South Carolina St., 1978 (719 for 1,736)

Rushing Defense

FEWEST YARDS ALLOWED PER GAME

39.7—Alabama A&M, 2000 (476 in 12)

LOWEST AVERAGE YARDS ALLOWED PER RUSH

1.3—Marist, 1997 (319 for 404)

FEWEST RUSHING TOUCHDOWNS ALLOWED PER GAME

0.3—Florida A&M, 1978 (3 in 11)

Pass Defense

FEWEST YARDS ALLOWED PER GAME

59.9—Bethune-Cookman, 1981 (659 in 11)

FEWEST YARDS ALLOWED PER ATTEMPT (Min. 200 Attempts)

4.0—Middle Tenn., 1988 (251 for 999)

FEWEST YARDS ALLOWED PER COMPLETION (Min. 100 Completions)

9.1—Middle Tenn., 1988 (110 for 999)

LOWEST COMPLETION PERCENTAGE ALLOWED

(Min. 200-299 atts.) 32.3%—Alcorn St., 1979 (76 of 235)

(Min. 300 atts.) 34.2%—Tennessee St., 1986 (107 of 313)

FEWEST TOUCHDOWNS ALLOWED BY PASSING

1—Nevada, 1978; Middle Tenn., 1990; Penn, 1994

LOWEST PASSING EFFICIENCY DEFENSE RATING (Since 1990)

61.0—Sacred Heart, 2002 (252 attempts, 87 completions, 19 interceptions, 1,019 yards, 4 TDs)

MOST PASSES INTERCEPTED BY, PER GAME

3.2—Florida A&M, 1981 (35 in 11)

HIGHEST PERCENTAGE INTERCEPTED BY

13.4%—Florida A&M, 1981 (35 of 262)

MOST YARDS GAINED ON INTERCEPTIONS

689—N.C. A&T, 2001 (20 interceptions)

MOST YARDS GAINED PER GAME ON INTERCEPTIONS

62.6—N.C. A&T, 2001 (689 in 11)

HIGHEST AVERAGE PER INTERCEPTION RETURN (Min. 15 Returns)

34.5—N.C. A&T, 2001 (20 for 689)

MOST TOUCHDOWNS ON INTERCEPTION RETURNS

7—Jackson St., 1985; Northeastern, 1996

Opponents' Kicks Blocked

MOST OPPONENTS' TOTAL KICKS BLOCKED (Includes punts, field goals, PATs)

13—Davidson, 1999 (6 punts, 4 field goals, 3 PATs)

Punting

MOST OPPONENTS' PUNTS BLOCKED BY

9—Middle Tenn., 1988 (73 punts)

Punt Returns

LOWEST AVERAGE YARDS ALLOWED PER PUNT RETURN

1.0—Yale, 1988 (24 for 23)

FEWEST RETURNS ALLOWED

7—Furman, 1984 (11 games, 8 yards); Cal Poly, 1997 (11 games, 108 yards)

Kickoff Returns

LOWEST AVERAGE YARDS ALLOWED PER KICKOFF RETURN

10.6—Southern Utah, 1996 (33 for 350)

Scoring

FEWEST POINTS ALLOWED PER GAME

6.5—South Carolina St., 1978 (72 in 11)

Fumbles

MOST OPPONENTS' FUMBLES RECOVERED

29—Western Ky., 1982 (43 fumbles)

Fumble Returns

(Since 1992)

MOST FUMBLES RETURNED FOR TOUCHDOWNS

3—Texas St., 2000 (2 vs. Nicholls St., Oct. 7 & 1 vs. Northwestern St., Oct. 31)

Turnovers

MOST OPPONENTS' TURNOVERS PER GAME

4.9—Canisius, 1996 (44 in 9)

Additional Records

MOST CONSECUTIVE VICTORIES

24—Penn, from Nov. 14, 1992, through Sept. 30, 1995 (ended Oct. 7, 1995, with 24-14 loss to Columbia); Montana, from Sept. 22, 2001, through November 9, 2002 (ended Nov. 16, 2002, with 30-21 loss to Eastern Wash.)

MOST CONSECUTIVE HOME VICTORIES

39—Ga. Southern, from Sept. 27, 1997 through Dec. 15, 2001 (includes 11 Division I-AA playoff games)

MOST CONSECUTIVE LOSSES

80—Prairie View, from Nov. 4, 1989, until Sept. 26, 1998

MOST CONSECUTIVE GAMES WITHOUT A WIN

80—Prairie View, from Nov. 4, 1989, until Sept. 26, 1998

MOST CONSECUTIVE GAMES WITHOUT BEING SHUT OUT

328—Dayton, from Oct. 23, 1976, through present

(Note: Dayton has been a Division I-AA member since 1993. Boise State had a 193-game streak from Sept. 21, 1968, through Nov. 10, 1984)

MOST SHUTOUTS IN A SEASON

5—South Carolina St., 1978

MOST CONSECUTIVE QUARTERS HOLDING OPPONENTS SCORELESS

15—Robert Morris, 1996

MOST CONSECUTIVE GAMES WITHOUT A TIE

343—Richmond, from Nov. 2, 1963, to Oct. 14, 1995 (ended Oct. 21, 1995, with 3-3 tie with Fordham)

LAST TIE GAME

Nov. 18, 1995—Dartmouth 10, Princeton 10

LAST SCORELESS-TIE GAME

Oct. 26, 1985—McNeese St. & North Texas

MOST CONSECUTIVE PASSES ATTEMPTED WITHOUT AN INTERCEPTION

370—Portland St. (in 11 games from Sept 4, 1999, to Nov. 13, 1999)

MOST POINTS OVERCOME IN SECOND HALF TO WIN A GAME

35—Nevada (55) vs. Weber St. (49), Nov. 2, 1991 (trailed 49-14 with 12:16 remaining in 3rd quarter)

32—Morehead St. (36) vs. Wichita St. (35), Sept. 20, 1986 (trailed 35-3 with 9:03 remaining in 3rd quarter)

31—Montana (52) vs. South Dakota St. (48), Sept. 4, 1993 (trailed 38-7 with 8:12 remaining in 3rd quarter)

MOST POINTS OVERCOME IN FOURTH QUARTER TO WIN A GAME

28—Delaware St. (38) vs. Liberty (37), Oct. 6, 1990 (trailed 37-9 with 13:00 remaining in 4th quarter)

MOST POINTS SCORED IN FOURTH QUARTER TO WIN A GAME

39—Montana (52) vs. South Dakota St. (48), Sept. 4,

1993 (trailed 38-13 to begin 4th quarter)
33—Missouri St. (40) vs. Illinois St. (28), Oct. 9, 1993 (trailed 21-7 with 11:30 remaining in 4th quarter)

MOST CONSECUTIVE EXTRA-POINT KICKS MADE

134—Boise St. (began Oct. 27, 1984; ended Nov. 12, 1988)

MOST CONSECUTIVE WINNING SEASONS

27—Grambling (1960-86)

MOST IMPROVED WON-LOST RECORD

9½ games—Montana St., 1984 (12-2-0, including 3 Division IAA playoff games) from 1983 (11-10-0)

Annual Champions, All-Time Leaders

Total Offense

CAREER YARDS PER GAME

(Minimum 5,500 Yards; Player must have concluded his career)

| Player, Team | Years | G | Plays | Yards | TDR‡ | Yd. PG |
|-----------------------------------|-----------|----|--------|---------|------|--------|
| Steve McNair, Alcorn St. | 1991-94 | 42 | 2,055 | *16,823 | 152 | 400.5 |
| Neil Lomax, Portland St. | 1978-80 | 33 | 1,680 | 11,647 | 100 | 352.9 |
| Aaron Flowers, Cal St. Northridge | 1996-97 | 20 | 944 | 6,754 | 60 | 337.7 |
| David Macchi, Valparaiso | 2002-03 | 23 | 1,047 | 7,628 | 65 | 331.7 |
| Chris Sanders, Chattanooga | 1999-00 | 22 | 1,044 | 7,247 | 52 | 329.4 |
| Dave Dickenson, Montana | 1992-95 | 35 | 1,539 | 11,523 | 116 | 329.2 |
| Willie Totten, Mississippi Val. | 1982-85 | 40 | 1,812 | 13,007 | 157 | 325.2 |
| Bruce Eugene, Grambling | \$2001-05 | 46 | 1,998 | 14,720 | *159 | 320.0 |
| Drew Miller, Montana | 1999-00 | 18 | 708 | 5,628 | 47 | 312.7 |
| Tom Ehrhardt, Rhode Island | 1984-85 | 21 | 1,010 | 6,492 | 66 | 309.1 |
| Doug Nussmeier, Idaho | 1990-93 | 39 | 1,556 | 12,054 | 109 | 309.1 |
| Oteman Sampson, Florida A&M | 1996-97 | 22 | 906 | 6,751 | 57 | 306.9 |
| Marcus Brady, Cal St. Northridge | 1998-01 | 43 | *2,116 | 13,095 | 123 | 304.5 |
| Jamie Martin, Weber St. | 1989-92 | 41 | 1,838 | 12,287 | 93 | 299.7 |
| Tom Proudan, Iona | 1993-95 | 27 | 1,337 | 7,939 | 61 | 294.0 |
| Robert Dougherty, Boston U. | 1993-94 | 21 | 918 | 6,135 | 56 | 292.1 |
| Stan Greene, Boston U. | 1989-90 | 22 | 1,167 | 6,408 | 49 | 291.3 |
| John Friesz, Idaho | 1986-89 | 35 | 1,459 | 10,187 | 79 | 291.1 |
| Ben Dougherty, Florida A&M | 2003-04 | 22 | 1,044 | 6,212 | 46 | 282.4 |
| Robert Kent, Jackson St. | 2000-03 | 45 | 1,982 | 12,538 | 104 | 278.6 |
| Travis Brown, Northern Ariz. | 1996-99 | 41 | 1,732 | 11,267 | 95 | 274.8 |
| Grady Bennett, Montana | 1988-90 | 31 | 1,389 | 8,304 | 69 | 267.9 |
| John Sciarra, Wagner | 2004-05 | 22 | 971 | 5,815 | 44 | 264.3 |
| Sean Payton, Eastern Ill. | 1983-86 | 39 | 1,690 | 10,298 | 91 | 264.1 |
| James Perry, Brown | 1996-99 | 35 | 1,408 | 9,225 | 75 | 263.6 |
| Eric Rasmussen, San Diego | 2001-03 | 29 | 1,048 | 7,570 | 75 | 261.0 |
| Erik Meyer, Eastern Wash. | 2002-05 | 42 | 1,373 | 10,942 | 91 | 260.5 |
| Giovanni Carmazzi, Hofstra | 1996-99 | 40 | 1,564 | 10,416 | 103 | 260.4 |
| Travis Lulay, Montana St. | 2002-05 | 47 | 2,006 | 12,190 | 81 | 259.4 |
| Brian Ah Yat, Montana | 1995-98 | 36 | 1,365 | 9,319 | 98 | 258.9 |
| John Witkowski, Columbia | 1981-83 | 30 | 1,330 | 7,748 | 58 | 258.3 |
| John Whitcomb, UAB | 1993-94 | 22 | 800 | 5,683 | 43 | 258.3 |

*Record. †Touchdowns-responsible-for are player's TDs scored and passed for. ‡See page 10 for explanation.

SEASON YARDS PER GAME

| Player, Team | Year | G | Plays | Yards | TDR‡ | Yd. PG |
|----------------------------------|-------|----|-------|--------|------|--------|
| Steve McNair, Alcorn St. | †1994 | 11 | 649 | *5,799 | 53 | 527.2 |
| Willie Totten, Mississippi Val. | †1984 | 10 | 564 | 4,572 | *61 | 457.2 |
| Steve McNair, Alcorn St. | †1992 | 10 | 519 | 4,057 | 39 | 405.7 |
| Jamie Martin, Weber St. | †1991 | 11 | 591 | 4,337 | 37 | 394.3 |
| Bruce Eugene, Grambling | †2002 | 13 | *680 | 5,018 | 43 | 386.0 |
| Martin Hankins, Southeastern La. | †2004 | 11 | 596 | 4,221 | 38 | 383.7 |
| Dave Dickenson, Montana | †1995 | 11 | 544 | 4,209 | 41 | 382.6 |
| Neil Lomax, Portland St. | †1980 | 11 | 550 | 4,157 | 42 | 377.9 |
| Bruce Eugene, Grambling | †2005 | 12 | 536 | 4,517 | 59 | 376.4 |
| Joe Lee, Towson | †1999 | 11 | 608 | 4,031 | 22 | 366.5 |
| Marcus Brady, Cal St. Northridge | †2001 | 10 | 532 | 3,632 | 40 | 363.2 |
| Dave Dickenson, Montana | †1993 | 11 | 530 | 3,978 | 46 | 361.6 |
| Neil Lomax, Portland St. | †1979 | 11 | 611 | 3,966 | 31 | 360.5 |
| Erik Meyer, Eastern Wash. | 2005 | 12 | 502 | 4,224 | 32 | 352.0 |
| Bruce Eugene, Grambling | †2003 | 12 | 622 | 4,220 | 36 | 351.7 |

| Player, Team | Year | G | Plays | Yards | TDR‡ | Yd. PG |
|-----------------------------------|-------|----|-------|-------|------|--------|
| Travis Lulay, Montana St. | 2004 | 11 | 602 | 3,856 | 23 | 350.5 |
| John Friesz, Idaho | †1989 | 11 | 464 | 3,853 | 31 | 350.3 |
| Steve McNair, Alcorn St. | 1993 | 11 | 493 | 3,830 | 30 | 348.2 |
| Aaron Flowers, Cal St. Northridge | †1997 | 9 | 456 | 3,132 | 26 | 348.0 |
| Todd Hammel, Stephen F. Austin | 1989 | 11 | 487 | 3,822 | 38 | 347.5 |
| Tom Ehrhardt, Rhode Island | †1985 | 10 | 529 | 3,460 | 35 | 346.0 |
| Ken Hobart, Idaho | †1983 | 11 | 578 | 3,800 | 37 | 345.5 |
| David Dinkins, Morehead St. | †2000 | 9 | 408 | 3,109 | 38 | 345.4 |
| Dave Dickenson, Montana | 1994 | 9 | 431 | 3,108 | 27 | 345.3 |

*Record. †National champion. ‡Touchdowns-responsible-for are player's TDs scored and passed for.

CAREER YARDS

| Player, Team | Years | Plays | Yards | Avg. |
|----------------------------------|-----------|--------|--------|-------|
| Steve McNair, Alcorn St. | 1991-94 | 2,055 | 16,823 | *8.19 |
| Bruce Eugene, Grambling | \$2001-05 | 1,998 | 14,720 | 7.37 |
| Marcus Brady, Cal St. Northridge | 1998-01 | *2,116 | 13,095 | 6.19 |
| Willie Totten, Mississippi Val. | 1982-85 | 1,812 | 13,007 | 7.18 |
| Robert Kent, Jackson St. | 2000-03 | 1,982 | 12,538 | 6.33 |
| Jamie Martin, Weber St. | 1989-92 | 1,838 | 12,287 | 6.68 |
| Travis Lulay, Montana St. | 2002-05 | 2,006 | 12,190 | 6.08 |
| Doug Nussmeier, Idaho | 1990-93 | 1,556 | 12,054 | 7.75 |
| Neil Lomax, Portland St. | 1978-80 | 1,680 | 11,647 | 6.93 |
| Dave Dickenson, Montana | 1992-95 | 1,539 | 11,523 | 7.49 |
| Travis Brown, Northern Ariz. | 1996-99 | 1,732 | 11,267 | 6.51 |
| Ken Hobart, Idaho | 1980-83 | 1,847 | 11,127 | 6.02 |
| David Corley Jr., William & Mary | 1999-02 | 1,611 | 10,948 | 6.80 |
| Erik Meyer, Eastern Wash. | 2002-05 | 1,373 | 10,942 | 7.97 |
| Giovanni Carmazzi, Hofstra | 1996-99 | 1,564 | 10,416 | 6.66 |
| Sean Payton, Eastern Ill. | 1983-86 | 1,690 | 10,298 | 6.09 |
| Greg Wyatt, Northern Ariz. | 1986-89 | 1,753 | 10,277 | 5.86 |
| John Friesz, Idaho | 1986-89 | 1,459 | 10,187 | 6.98 |
| Marko Glavic, Lafayette | 2000-03 | 1,745 | 10,169 | 5.83 |
| Niel Loebig, Duquesne | 2001-04 | 1,469 | 10,039 | 6.83 |
| Donald Carrie, Alcorn St. | 2001-04 | 1,606 | 10,026 | 6.24 |
| Michael Proctor, Murray St. | 1986-89 | 1,577 | 9,886 | 6.27 |
| Jeff Wiley, Holy Cross | 1985-88 | 1,428 | 9,877 | 6.92 |
| Jeff Lewis, Northern Ariz. | 1992-95 | 1,654 | 9,769 | 5.91 |
| Ted White, Howard | 1995-98 | 1,377 | 9,669 | 7.02 |
| Ryan Vena, Colgate | 1996-99 | 1,404 | 9,435 | 6.72 |
| Chris Boden, Villanova | 1996-99 | 1,514 | 9,369 | 6.19 |
| David Dinkins, Morehead St. | 1997-00 | 1,260 | 9,337 | 7.41 |
| Brian Ah Yat, Montana | 1995-98 | 1,365 | 9,319 | 6.83 |
| Matt DeGennaro, Connecticut | 1987-90 | 1,619 | 9,269 | 5.73 |

*Record. †See page 10 for explanation.

SEASON YARDS

| Player, Team | Year | G | Plays | Yards | Avg. |
|----------------------------------|-------|----|-------|-------|-------|
| Steve McNair, Alcorn St. | †1994 | 11 | 649 | 5,799 | *8.94 |
| Bruce Eugene, Grambling | †2002 | 13 | *680 | 5,018 | 7.38 |
| Dustin Long, Sam Houston St. | 2004 | 14 | 576 | 4,576 | 7.94 |
| Willie Totten, Mississippi Val. | †1984 | 10 | 564 | 4,572 | 8.11 |
| Bruce Eugene, Grambling | †2005 | 12 | 456 | 4,517 | 8.43 |
| Jamie Martin, Weber St. | †1991 | 11 | 591 | 4,337 | 7.34 |
| Lang Campbell, William & Mary | 2004 | 14 | 556 | 4,305 | 7.74 |
| Martin Hankins, Southeastern La. | †2004 | 11 | 596 | 4,221 | 7.08 |
| Bruce Eugene, Grambling | †2003 | 12 | 622 | 4,220 | 6.78 |
| Dave Dickenson, Montana | †1995 | 11 | 544 | 4,209 | 7.74 |

| Player, Team | Year | G | Plays | Yards | Avg. |
|--------------------------------|-------|----|-------|-------|------|
| Neil Lomax, Portland St. | ↑1980 | 11 | 550 | 4,157 | 7.56 |
| Brett Gordon, Villanova | 2002 | 15 | 665 | 4,155 | 6.25 |
| David Macchi, Valparaiso | 2003 | 12 | 525 | 4,079 | 7.77 |
| Steve McNair, Alcorn St. | ↑1992 | 10 | 519 | 4,057 | 7.82 |
| Joe Lee, Towson | ↑1999 | 11 | 608 | 4,031 | 6.63 |
| Erik Meyer, Eastern Wash. | 2005 | 12 | 410 | 4,003 | 8.41 |
| Craig Ochs, Montana | 2004 | 15 | 545 | 3,992 | 7.32 |
| Dave Dickenson, Montana | ↑1993 | 11 | 530 | 3,978 | 7.51 |
| Neil Lomax, Portland St. | ↑1979 | 11 | 611 | 3,966 | 6.49 |
| Erik Meyer, Eastern Wash. | 2004 | 13 | 478 | 3,934 | 8.23 |
| Travis Lulay, Montana St. | 2004 | 11 | 602 | 3,856 | 6.41 |
| John Friesz, Idaho | ↑1989 | 11 | 464 | 3,853 | 8.30 |
| Steve McNair, Alcorn St. | 1993 | 11 | 493 | 3,830 | 7.77 |
| Todd Hammel, Stephen F. Austin | 1989 | 11 | 487 | 3,822 | 7.85 |
| Ken Hobart, Idaho | ↑1983 | 11 | 578 | 3,800 | 6.57 |

*Record. †National champion.

SINGLE-GAME YARDS

| Yds. | Player, Team (Opponent) | Date |
|------|--|----------------|
| 668 | Robert Kent, Jackson St. (Alabama St.) | Oct. 6, 2001 |
| 649 | Steve McNair, Alcorn St. (Southern U.) | Oct. 22, 1994 |
| 647 | Steve McNair, Alcorn St. (Chattanooga) | Sept. 10, 1994 |
| 643 | Jamie Martin, Weber St. (Idaho St.) | Nov. 23, 1991 |
| 641 | Bruce Eugene, Grambling (Prairie View) | Oct. 1, 2005 |
| 633 | Steve McNair, Alcorn St. (Grambling) | Sept. 3, 1994 |
| 624 | Steve McNair, Alcorn St. (Samford) | Oct. 29, 1994 |
| 621 | Willie Totten, Mississippi Val. (Prairie View) | Oct. 27, 1984 |
| 614 | Bryan Martin, Weber St. (Cal Poly) | Sept. 23, 1995 |
| 604 | Steve McNair, Alcorn St. (Jackson St.) | Nov. 21, 1992 |
| 598 | Robert Kent, Jackson St. (N.C. A&T) | Sept. 7, 2002 |
| 598 | Dustin Long, Sam Houston St. (McNeese St.) | Nov. 6, 2004 |
| 595 | Doug Pederson, La.-Monroe (Stephen F. Austin) | Nov. 11, 1989 |
| 587 | Vern Harris, Idaho St. (Montana) | Oct. 12, 1985 |
| 586 | Steve McNair, Alcorn St. (Troy St.) | Nov. 12, 1994 |
| 582 | Martin Hankins, Southeastern La. (Ark.-Monticello) | Sept. 2, 2004 |
| 574 | Dave Dickenson, Montana (Idaho) | Oct. 21, 1995 |
| 570 | Steve McNair, Alcorn St. (Texas Southern) | Sept. 11, 1993 |
| 570 | Cedric Stevens, Chattanooga (Appalachian St.) | Oct. 30, 2004 |
| 569 | Jimmy Blanchard, Portland St. (Montana) | Oct. 2, 1999 |
| 566 | Tom Ehrhardt, Rhode Island (Connecticut) | Nov. 16, 1985 |
| 566 | Brian Ah Yat, Montana (Eastern Wash.) | Oct. 19, 1996 |

ANNUAL CHAMPIONS

| Year | Player, Team | Class | G | Plays | Yards | Avg. |
|------|-----------------------------------|-------|----|-------|--------|--------|
| 1978 | Neil Lomax, Portland St. | So. | 11 | 519 | 3,524 | 320.4 |
| 1979 | Neil Lomax, Portland St. | Jr. | 11 | 611 | 3,966 | 360.5 |
| 1980 | Neil Lomax, Portland St. | Sr. | 11 | 550 | 4,157 | 377.9 |
| 1981 | Mike Machurek, Idaho St. | Sr. | 9 | 363 | 2,645 | 293.9 |
| 1982 | Brent Woods, Princeton | Sr. | 10 | 577 | 3,079 | 307.9 |
| 1983 | Ken Hobart, Idaho | Sr. | 11 | 578 | 3,800 | 345.5 |
| 1984 | Willie Totten, Mississippi Val. | Jr. | 10 | 564 | 4,572 | 457.2 |
| 1985 | Tom Ehrhardt, Rhode Island | Sr. | 10 | 529 | 3,460 | 346.0 |
| 1986 | Brent Pease, Montana | Sr. | 10 | 499 | 3,094 | 309.4 |
| 1987 | Jeff Wiley, Holy Cross | Jr. | 11 | 445 | 3,722 | 338.4 |
| 1988 | John Friesz, Idaho | Jr. | 10 | 424 | 2,751 | 275.1 |
| 1989 | John Friesz, Idaho | Sr. | 11 | 464 | 3,853 | 350.3 |
| 1990 | Jamie Martin, Weber St. | So. | 11 | 508 | 3,713 | 337.6 |
| 1991 | Jamie Martin, Weber St. | Jr. | 11 | 591 | 4,337 | 394.3 |
| 1992 | Steve McNair, Alcorn St. | So. | 10 | 519 | 4,057 | 405.7 |
| 1993 | Dave Dickenson, Montana | So. | 11 | 530 | 3,978 | 361.6 |
| 1994 | Steve McNair, Alcorn St. | Sr. | 11 | 649 | *5,799 | *527.2 |
| 1995 | Dave Dickenson, Montana | Sr. | 11 | 544 | 4,209 | 382.6 |
| 1996 | Brian Ah Yat, Montana | So. | 11 | 501 | 3,744 | 340.4 |
| 1997 | Aaron Flowers, Cal St. Northridge | Sr. | 9 | 456 | 3,132 | 348.0 |
| 1998 | Patrick Bonner, Florida A&M | Sr. | 11 | 488 | 3,568 | 324.4 |
| 1999 | Joe Lee, Towson | Sr. | 11 | 608 | 4,031 | 366.5 |
| 2000 | David Dinkins, Morehead St. | Sr. | 9 | 408 | 3,109 | 345.4 |
| 2001 | Marcus Brady, Cal St. Northridge | Sr. | 10 | 532 | 3,632 | 363.2 |
| 2002 | Bruce Eugene, Grambling | So. | 13 | *680 | 5,018 | 386.0 |
| 2003 | Bruce Eugene, Grambling | Jr. | 12 | 622 | 4,220 | 351.7 |
| 2004 | Martin Hankins, Southeastern La. | So. | 11 | 596 | 4,221 | 383.7 |
| 2005 | Bruce Eugene, Grambling | Sr. | 12 | 536 | 4,517 | 376.4 |

*Record.

Rushing

CAREER YARDS PER GAME

(Minimum 2,500 Yards; Player must have concluded his career)

| Player, Team | Years | G | Plays | Yards | TD | Yd. PG |
|-------------------------------|---------|----|-------|--------|-----|--------|
| Arnold Mickens, Butler | 1994-95 | 20 | 763 | 3,813 | 29 | 190.7 |
| Adrian Peterson, Ga. Southern | 1998-01 | 42 | 996 | *6,559 | *84 | 156.2 |

| Player, Team | Years | G | Plays | Yards | TD | Yd. PG |
|-----------------------------------|-------------|----|--------|-------|----|--------|
| Aaron Stecker, Western Ill. | 1997-98 | 20 | 550 | 3,081 | 36 | 154.1 |
| Tim Hall, Robert Morris | 1994-95 | 19 | 393 | 2,908 | 27 | 153.1 |
| Jerry Azumah, New Hampshire | 1995-98 | 41 | 1,044 | 6,193 | 60 | 151.0 |
| Reggie Greene, Siena | 1994-97 | 36 | 890 | 5,415 | 45 | 150.4 |
| Nick Hartigan, Brown | 2003-05 | 30 | 912 | 4,488 | 52 | 149.6 |
| Charles Roberts, Sacramento St. | 1997-00 | 44 | *1,124 | 6,553 | 56 | 148.9 |
| Charles Dunn, Portland St. | 1998-00 | 33 | 872 | 4,831 | 46 | 146.4 |
| Archie Amerson, Northern Ariz. | 1995-96 | 22 | 526 | 3,196 | 37 | 145.3 |
| Keith Elias, Princeton | 1991-93 | 30 | 736 | 4,208 | 49 | 140.3 |
| Jesse Chatman, Eastern Wash. | 1999-01 | 31 | 627 | 4,173 | 48 | 134.6 |
| Mike Clark, Akron | 1984-86 | 32 | 804 | 4,257 | 24 | 133.0 |
| Gary Jones, Albany (N.Y.) | 2002-03 | 23 | 442 | 3,033 | 40 | 131.9 |
| Cory Holmes, Mississippi Val. | 1999-00 | 22 | 526 | 2,897 | 21 | 131.7 |
| Rick Sarille, Wagner | \$1995-99 | 41 | 965 | 5,290 | 50 | 129.0 |
| Charles Tharp, Western Ill. | 1999-00 | 22 | 520 | 2,834 | 29 | 128.8 |
| Michael Hicks, South Carolina St. | 1993-95 | 32 | 701 | 4,093 | 51 | 127.9 |
| Louis Ivory, Furman | 1998-01 | 42 | 847 | 5,353 | 53 | 127.5 |
| Marcel Shipp, Massachusetts | 1997-00 | 43 | 1,042 | 5,383 | 49 | 125.2 |
| Matt Cannon (QB), Southern Utah | 1997-00 | 44 | 757 | 5,489 | 69 | 124.8 |
| Rich Erenberg, Colgate | 1982-83 | 21 | 464 | 2,618 | 22 | 124.7 |
| Kenny Gamble, Colgate | 1984-87 | 42 | 963 | 5,220 | 55 | 124.3 |
| Frank Hawkins, Nevada | 1977-80 | 43 | 945 | 5,333 | 39 | 124.0 |
| Curtis Keaton, James Madison | 1998-99 | 22 | 513 | 2,723 | 29 | 123.8 |
| Elroy Harris, Eastern Ky. | 1985, 87-88 | 31 | 648 | 3,829 | 47 | 123.5 |
| Chad Leviitt, Cornell | 1993-96 | 38 | 922 | 4,657 | 44 | 122.6 |
| Thomas Haskins, VMI | 1993-96 | 44 | 899 | 5,355 | 50 | 121.7 |
| Gill Fenerty, Holy Cross | 1983-85 | 30 | 622 | 3,618 | 26 | 120.6 |
| Markus Thomas, Eastern Ky. | 1989-92 | 43 | 784 | 5,149 | 51 | 119.7 |

*Record. \$See page 10 for explanation.

SEASON YARDS PER GAME

| Player, Team | Year | G | Plays | Yards | TD | Yd. PG |
|----------------------------------|-------|----|-------|-------|----|--------|
| Arnold Mickens, Butler | ↑1994 | 10 | 409 | 2,255 | 18 | 225.5 |
| Charles Roberts, Sacramento St. | ↑1998 | 11 | 386 | 2,260 | 19 | 205.5 |
| Tony Vinson, Towson | ↑1993 | 10 | 293 | 2,016 | 23 | 201.6 |
| Jerry Azumah, New Hampshire | 1998 | 11 | 342 | 2,195 | 22 | 199.6 |
| Reggie Greene, Siena | ↑1997 | 9 | 256 | 1,778 | 18 | 197.6 |
| Reggie Greene, Siena | ↑1996 | 9 | 280 | 1,719 | 12 | 191.0 |
| Jesse Chatman, Eastern Wash. | ↑2001 | 11 | 285 | 2,096 | 24 | 190.6 |
| Charles Roberts, Sacramento St. | ↑1999 | 11 | 303 | 2,082 | 22 | 189.3 |
| Archie Amerson, Northern Ariz. | 1996 | 11 | 333 | 2,079 | 25 | 189.0 |
| Louis Ivory, Furman | ↑2000 | 11 | 286 | 2,079 | 16 | 189.0 |
| Aaron Stecker, Western Ill. | 1997 | 11 | 298 | 1,957 | 24 | 177.9 |
| Marcel Shipp, Massachusetts | 1998 | 11 | 319 | 1,949 | 13 | 177.2 |
| Adrian Peterson, Ga. Southern | 1998 | 11 | 257 | 1,932 | 25 | 175.6 |
| Keith Elias, Princeton | 1993 | 10 | 305 | 1,731 | 19 | 173.1 |
| Nick Hartigan, Brown | ↑2005 | 10 | 314 | 1,727 | 20 | 172.7 |
| Gene Lake, Delaware St. | ↑1984 | 10 | 238 | 1,722 | 20 | 172.2 |
| Karlton Carpenter, Southern Ill. | 1998 | 11 | 323 | 1,892 | 16 | 172.0 |
| Rich Erenberg, Colgate | ↑1983 | 11 | 302 | 1,883 | 20 | 171.2 |
| Sean Bennett, Evansville | 1997 | 10 | 235 | 1,668 | 16 | 166.8 |
| Kenny Gamble, Colgate | ↑1986 | 11 | 307 | 1,816 | 21 | 165.1 |

†National champion.

CAREER YARDS

| Player, Team | Years | Plays | Yards | Avg. | Long |
|---------------------------------|-----------|--------|-------|-------|------|
| Adrian Peterson, Ga. Southern | 1998-01 | 996 | 6,559 | 6.59 | 91 |
| Charles Roberts, Sacramento St. | 1997-00 | *1,124 | 6,553 | 5.83 | 70 |
| Jerry Azumah, New Hampshire | 1995-98 | 1,044 | 6,193 | 5.93 | 96 |
| Matt Cannon, Southern Utah (QB) | 1997-00 | 757 | 5,489 | †7.25 | 93 |
| Reggie Greene, Siena | 1994-97 | 890 | 5,415 | 6.08 | 82 |
| Jermaine Austin, Ga. Southern | 2002-05 | 857 | 5,411 | 6.31 | 78 |
| Marcel Shipp, Massachusetts | 1997-00 | 1,042 | 5,383 | 5.17 | 82 |
| Thomas Haskins, VMI | 1993-96 | 899 | 5,355 | 5.96 | 80 |
| Louis Ivory, Furman | 1998-01 | 847 | 5,353 | 6.32 | 88 |
| Frank Hawkins, Nevada | 1977-80 | 945 | 5,333 | 5.64 | 50 |
| Rick Sarille, Wagner | \$1995-99 | 965 | 5,290 | 5.48 | 80 |
| Kenny Gamble, Colgate | 1984-87 | 963 | 5,220 | 5.42 | 91 |
| Markus Thomas, Eastern Ky. | 1989-92 | 784 | 5,149 | 6.57 | 90 |
| Charles Anthony, Tennessee St. | 2001-04 | 910 | 5,057 | 5.56 | 80 |
| Erik Marsh, Lafayette | 1991-94 | 1,027 | 4,834 | 4.71 | 62 |
| Charles Dunn, Portland St. | 1998-00 | 872 | 4,831 | 5.54 | 67 |
| Rich Lemon, Bucknell | 1993-96 | 994 | 4,742 | 4.77 | 83 |
| Ryan Fuqua, Portland St. | 2001-04 | 915 | 4,730 | 5.17 | 80 |
| Claude Mathis, Texas St. | 1994-97 | 882 | 4,691 | 5.32 | 79 |
| Chad Leviitt, Cornell | 1993-96 | 922 | 4,657 | 5.05 | 88 |
| Rene Ingoglia, Massachusetts | 1992-95 | 905 | 4,623 | 5.11 | 84 |
| Chris Parker, Marshall | 1992-95 | 780 | 4,571 | 5.86 | 89 |
| Ralph Saldiveri, Iona | 1997-00 | 986 | 4,488 | 4.55 | 91 |
| Nick Hartigan, Brown | 2003-05 | 912 | 4,488 | 4.92 | 82 |
| Cedric Minter, Boise St. | 1977-80 | 752 | 4,475 | 5.95 | 77 |
| Joe McCourt, Lafayette | 2001-04 | 955 | 4,474 | 4.68 | 58 |
| John Settle, Appalachian St. | 1983-86 | 891 | 4,409 | 4.95 | 88 |

| Player, Team | Years | Plays | Yards | Avg. | Long |
|--|----------------|-------|-------|------|------|
| Brian Westbrook, Villanova..... | 1997-98, 00-01 | 691 | 4,298 | 6.22 | 52 |
| Jermaine Creighton, St. John's (N.Y.) .. | 1994-97 | 948 | 4,271 | 4.51 | 99 |
| Donte Small, Duquesne | 1998-01 | 843 | 4,260 | 5.05 | 68 |

*Record. †Did not score. \$See page 10 for explanation. ‡Record for minimum 600 carries.

CAREER RUSHING TOUCHDOWNS

| Player, Team | Years | G | TDs |
|--|----------------|----|-----|
| Adrian Peterson, Ga. Southern | 1998-01 | 42 | 84 |
| Matt Cannon, Southern Utah (QB) | 1997-00 | 44 | 69 |
| David Dinkins, Morehead St. (QB) | 1997-00 | 37 | 63 |
| Chaz Williams, Ga. Southern (QB) | 2001-04 | 45 | 62 |
| Jerry Azumah, New Hampshire | 1995-98 | 41 | 60 |
| Charles Roberts, Sacramento St. | 1997-00 | 44 | 56 |
| Kenny Gamble, Colgate..... | 1984-87 | 42 | 55 |
| Rene Ingoglia, Massachusetts | 1992-95 | 41 | 54 |
| Louis Ivory, Furman | 1998-01 | 42 | 53 |
| Charvez Foger, Nevada | 1985-88 | 42 | 52 |
| Brian Westbrook, Villanova..... | 1997-98, 00-01 | 44 | 52 |
| Nick Hartigan, Brown | 2003-05 | 30 | 52 |
| Markus Thomas, Eastern Ky. | 1989-92 | 43 | 51 |
| Michael Hicks, South Carolina St. | 1993-95 | 32 | 51 |
| Paul Lewis, Boston U. | 1981-84 | 37 | 50 |
| Sherriden May, Idaho | 1992-94 | 33 | 50 |
| Thomas Haskins, VMI..... | 1993-96 | 44 | 50 |
| Rick Sarille, Wagner..... | \$1995-99 | 41 | 50 |
| Joe McCourt, Lafayette | 2001-04 | 45 | 50 |

[Note: Anthony Russo of St. John's [N.Y.] scored 16 TDs in 1993 at IAA level but had 57 total touchdowns during 1990-94.] \$See page 10 for explanation.

SEASON YARDS

| Player, Team | Year | G | Plays | Yards | Avg. |
|---------------------------------------|-------|----|-------|-------|-------|
| Jamaal Branch, Colgate | 2003 | 16 | *450 | 2,326 | 5.17 |
| Charles Roberts, Sacramento St. | †1998 | 11 | 386 | 2,260 | 5.85 |
| Arnold Mickens, Butler | †1994 | 10 | 409 | 2,255 | 5.51 |
| Jerry Azumah, New Hampshire | 1998 | 11 | 342 | 2,195 | 6.42 |
| Jesse Chatman, Eastern Wash. | †2001 | 11 | 285 | 2,096 | 7.35 |
| Charles Roberts, Sacramento St. | †1999 | 11 | 303 | 2,082 | 6.87 |
| Archie Amerson, Northern Ariz. | 1996 | 11 | 333 | 2,079 | 6.24 |
| Louis Ivory, Furman | †2000 | 11 | 286 | 2,079 | 7.27 |
| Tony Vinson, Towson | †1993 | 10 | 293 | 2,016 | 6.89 |
| Aaron Stecker, Western Ill. | 1997 | 11 | 298 | 1,957 | 6.57 |
| Marcel Shipp, Massachusetts..... | 1998 | 11 | 319 | 1,949 | 6.11 |
| Adrian Peterson, Ga. Southern | 1998 | 11 | 257 | 1,932 | 7.52 |
| Karlton Carpenter, Southern Ill. | 1998 | 11 | 323 | 1,892 | 5.86 |
| Rich Erenberg, Colgate | †1983 | 11 | 302 | 1,883 | 6.24 |
| Kenny Gamble, Colgate | †1986 | 11 | 307 | 1,816 | 5.92 |
| Adrian Peterson, Ga. Southern | 1999 | 11 | 248 | 1,807 | 7.29 |
| Charles Dunn, Portland St. | 2000 | 11 | 302 | 1,792 | 5.93 |
| Mike Clark, Akron | 1986 | 11 | 245 | 1,786 | †7.29 |
| Reggie Greene, Siena | †1997 | 9 | 256 | 1,778 | 6.95 |
| Derrick Cullors, Murray St. | 1995 | 11 | 269 | 1,765 | 6.56 |
| L.J. McKanas, Northeastern | 2001 | 11 | 342 | 1,756 | 5.13 |
| Charles Anthony, Tennessee St. | †2004 | 11 | 306 | 1,739 | 5.68 |
| Keith Elias, Princeton..... | 1993 | 10 | 305 | 1,731 | 5.68 |
| Nick Hartigan, Brown..... | †2005 | 10 | 314 | 1,727 | 5.50 |
| Gene Lake, Delaware St. | †1984 | 10 | 238 | 1,722 | 7.24 |
| Frank Hawkins, Nevada | †1980 | 11 | 307 | 1,719 | 5.60 |
| Reggie Greene, Siena | †1996 | 9 | 280 | 1,719 | 6.14 |
| Charles Anthony, Tennessee St. | 2003 | 12 | 322 | 1,708 | 5.30 |
| Brad Baxter, Alabama St. | 1986 | 11 | 302 | 1,705 | 5.65 |
| Thomas Haskins, VMI..... | 1996 | 11 | 287 | 1,704 | 5.94 |
| Joe Rubin, Portland St. | 2005 | 11 | 345 | 1,702 | 4.93 |

*Record. †National champion. ‡Record for minimum of 200 carries.

SINGLE-GAME YARDS

| Yds. | Player, Team (Opponent) | Date |
|------|--|----------------|
| 437 | Maurice Hicks, N.C. A&T (Morgan St.) | Oct. 6, 2001 |
| 409 | Charles Roberts, Sacramento St. (Idaho St.) | Nov. 6, 1999 |
| 393 | Ryan Fuqua, Portland St. (Eastern Wash.) | Nov. 10, 2001 |
| 379 | Reggie Greene, Siena (St. John's [N.Y.])..... | Nov. 2, 1996 |
| 364 | Tony Vinson, Towson (Bucknell)..... | Nov. 13, 1993 |
| 356 | Joe Rubin, Portland St. (Northern Colo.) | Sept. 24, 2005 |
| 353 | Maurice Hicks, N.C. A&T (South Carolina St.) | Nov. 18, 2000 |
| 346 | William Arnold, Jackson St. (Texas Southern) | Nov. 6, 1993 |
| 345 | Russell Davis, Idaho (Portland St.)..... | Oct. 3, 1981 |
| 337 | Gill Fenerty, Holy Cross (Columbia)..... | Oct. 29, 1983 |
| 337 | Frank Alessio, Massachusetts (Boston U.) | Nov. 11, 1995 |
| 336 | Gene Lake, Delaware St. (Liberty)..... | Nov. 10, 1984 |
| 331 | Cory Azge, Central Conn. St. (Stony Brook) | Nov. 6, 2004 |
| 329 | Jerry Azumah, New Hampshire (Hofstra)..... | Nov. 7, 1998 |
| 327 | Tony Vinson, Towson (Morgan St.)..... | Nov. 20, 1993 |



Nick Hartigan of Brown is seventh in Division I-AA in career rushing yards per game (149.6) and tied for 10th in rushing touchdowns (52). Hartigan gained 4,488 yards in 30 games from 2003 to 2005.

Brown Sports Information

DIVISION I-AA

| Yds. | Player, Team (Opponent) | Date |
|------|--|----------------|
| 324 | Robert Vaughn, Alabama St. (Tuskegee)..... | Nov. 24, 1994 |
| 324 | John Campbell, Wagner (Jacksonville)..... | Nov. 14, 1998 |
| 324 | Charles Dunn, Portland St. (Hofstra)..... | Oct. 7, 2000 |
| 323 | Matt Johnson, Harvard (Brown)..... | Nov. 9, 1991 |
| 323 | Mike Hilliard, Duquesne (La Salle)..... | Sept. 27, 2003 |

Note: There have been 43 300-yard rushing games in Division IAA history.

ANNUAL CHAMPIONS

| Year | Player, Team | Class | G | Plays | Yards | Avg. |
|------|--------------------------------------|-------|----|-------|-------|--------|
| 1978 | Frank Hawkins, Nevada | So. | 10 | 259 | 1,445 | 144.5 |
| 1979 | Frank Hawkins, Nevada | Jr. | 11 | 293 | 1,683 | 153.0 |
| 1980 | Frank Hawkins, Nevada | Sr. | 11 | 307 | 1,719 | 156.3 |
| 1981 | Gregg Drew, Boston U. | Jr. | 10 | 309 | 1,257 | 125.7 |
| 1982 | Garry Pearson, Massachusetts..... | Sr. | 11 | 312 | 1,631 | 148.3 |
| 1983 | Rich Erenberg, Colgate..... | Sr. | 11 | 302 | 1,883 | 171.2 |
| 1984 | Gene Lake, Delaware St. | Jr. | 10 | 238 | 1,722 | 172.2 |
| 1985 | Burton Murchison, Lamar | So. | 11 | 265 | 1,547 | 140.6 |
| 1986 | Kenny Gamble, Colgate | Jr. | 11 | 307 | 1,816 | 165.1 |
| 1987 | Harvey Reed, Howard | Sr. | 10 | 211 | 1,512 | 151.2 |
| 1988 | Elroy Harris, Eastern Ky. | Jr. | 10 | 277 | 1,543 | 154.3 |
| 1989 | Carl Smith, Maine | So. | 11 | 305 | 1,680 | 152.7 |
| 1990 | Walter Dean, Grambling | Sr. | 11 | 221 | 1,401 | 127.4 |
| 1991 | Al Rosier, Dartmouth | Sr. | 10 | 258 | 1,432 | 143.2 |
| 1992 | Keith Elias, Princeton..... | Jr. | 10 | 245 | 1,575 | 157.5 |
| 1993 | Tony Vinson, Towson..... | Sr. | 10 | 293 | 2,016 | 201.6 |
| 1994 | Arnold Mickens, Butler..... | Jr. | 10 | 409 | 2,255 | *225.5 |
| 1995 | Reggie Greene, Siena | So. | 9 | 273 | 1,461 | 162.3 |
| 1996 | Reggie Greene, Siena | Jr. | 9 | 280 | 1,719 | 191.0 |
| 1997 | Reggie Greene, Siena | Sr. | 9 | 256 | 1,778 | 197.6 |
| 1998 | Charles Roberts, Sacramento St. | So. | 11 | 386 | 2,260 | 205.5 |
| 1999 | Charles Roberts, Sacramento St. | Jr. | 11 | 303 | 2,082 | 189.3 |
| 2000 | Louis Ivory, Furman..... | Jr. | 11 | 286 | 2,079 | 189.0 |
| 2001 | Jesse Chatman, Eastern Wash. | Sr. | 11 | 285 | 2,096 | 190.6 |
| 2002 | Jay Bailey, Austin Peay..... | Sr. | 12 | 319 | 1,687 | 140.6 |
| 2003 | Nick Hartigan, Brown..... | So. | 10 | 275 | 1,498 | 149.8 |
| 2004 | Charles Anthony, Tennessee St. | Jr. | 11 | 306 | 1,739 | 158.1 |
| 2005 | Nick Hartigan, Brown..... | Sr. | 10 | 314 | 1,727 | 172.7 |

*Record.

Quarterback Rushing

CAREER YARDS

(Since 1978)

| Player, Team | Years | G | Plays | Yards | TD | Yd. PG |
|-----------------------------------|---------|----|-------|-------|-----|--------|
| #Matt Cannon, Southern Utah | 1997-00 | 44 | 674 | 4,852 | *64 | *110.3 |
| Willie Taggart, Western Ky. | 1995-98 | 41 | 684 | 3,957 | 46 | 96.5 |
| David Dinkins, Morehead St. | 1997-00 | 37 | 553 | 3,765 | 63 | 101.8 |

| Player, Team | Years | G | Plays | Yards | TD | Yd. PG |
|------------------------------|---------|----|-------|-------|----|--------|
| Jack Douglas, Citadel | 1989-92 | 44 | *832 | 3,674 | 48 | 83.5 |
| Greg Hill, Ga. Southern | 1996-99 | 41 | 575 | 3,309 | 49 | 80.7 |
| Allen Suber, Bethune-Cookman | 2000-03 | 45 | 578 | 2,897 | 39 | 64.4 |
| Chaz Williams, Ga. Southern | 2001-04 | 40 | 603 | 2,768 | 62 | 69.2 |
| Jayson Davis, Rhode Island | 2002-05 | 42 | 684 | 2,717 | 42 | 64.7 |
| Josh Non, Nicholls St. | 2000-03 | 44 | 664 | 2,658 | 29 | 60.4 |
| Tracy Ham, Ga. Southern | 1984-86 | 33 | 511 | 2,506 | 32 | 75.9 |
| Travis Wilson, Wofford | 1998-01 | 44 | 550 | 2,488 | 18 | 56.5 |
| Tony Scales, VMI | 1989-92 | 44 | 561 | 2,475 | 19 | 56.3 |
| Eddie Thompson, Western Ky. | 1991-93 | 27 | 387 | 2,349 | 19 | 87.0 |
| Steve McNair, Alcorn St. | 1991-94 | 42 | 375 | 2,327 | 33 | 55.4 |
| Eriq Williams, James Madison | 1989-92 | 43 | 642 | 2,321 | 32 | 54.0 |
| Raymond Gross, Ga. Southern | 1987-90 | 42 | 695 | 2,290 | 20 | 54.5 |
| Bill Vergantino, Delaware | 1989-92 | 44 | 656 | 2,287 | 34 | 52.0 |
| Dwane Brown, Arkansas St. | 1984-87 | 42 | 595 | 2,192 | 33 | 52.2 |
| Roy Johnson, Arkansas St. | 1988-91 | 43 | 558 | 2,182 | 22 | 50.7 |
| DeAndre Smith, Missouri St. | 1987-90 | 42 | 558 | 2,140 | 36 | 50.9 |
| Daris Wilson, Bucknell | 2001-04 | 40 | 477 | 2,046 | 23 | 51.2 |
| Ryan Vena, Colgate | 1996-99 | 40 | 585 | 2,008 | 33 | 50.2 |

*Record. #Does not include statistics as a slotback in 1997.

SEASON YARDS

(Since 1978)

| Player, Team | Year | G | Plays | Yards | TD | Avg. |
|-----------------------------|------|----|-------|-------|-----|------|
| Matt Cannon, Southern Utah | 2000 | 11 | 218 | 1,602 | 22 | 7.35 |
| Matt Cannon, Southern Utah | 1998 | 11 | 199 | 1,533 | 14 | 7.80 |
| Jayson Foster, Ga. Southern | 2005 | 12 | 239 | 1,481 | 21 | 6.20 |
| Chaz Williams, Ga. Southern | 2002 | 14 | *290 | 1,422 | *27 | 4.90 |
| David Dinkins, Morehead St. | 2000 | 9 | 190 | 1,405 | 21 | 7.39 |

| Player, Team | Year | G | Plays | Yards | TD | Avg. |
|-------------------------------------|------|----|-------|-------|----|-------|
| Willie Taggart, Western Ky. | 1998 | 11 | 210 | 1,313 | 15 | 6.25 |
| Matt Cannon, Southern Utah | 1999 | 11 | 203 | 1,310 | 23 | 6.45 |
| Joe Dupaix, Southern Utah | 1996 | 11 | 271 | 1,246 | 12 | 4.60 |
| Willie Taggart, Western Ky. | 1997 | 10 | 152 | 1,217 | 15 | *8.01 |
| Marvin Marshall, South Carolina St. | 1994 | 11 | 160 | 1,201 | 10 | 7.51 |
| David Dinkins, Morehead St. | 1998 | 11 | 147 | 1,169 | 20 | 7.95 |
| Jack Douglas, Citadel | 1991 | 11 | 266 | 1,152 | 13 | 4.33 |
| Daris Wilson, Bucknell | 2004 | 11 | 254 | 1,149 | 17 | 4.52 |
| David Dinkins, Morehead St. | 1999 | 10 | 200 | 1,138 | 20 | 5.69 |
| Tony Scales, VMI | 1991 | 11 | 185 | 1,105 | 8 | 5.97 |
| Pa'tel Troutman, Bethune-Cookman | 1999 | 11 | 220 | 1,089 | 9 | 4.95 |
| Greg Hill, Ga. Southern | 1999 | 11 | 152 | 1,084 | 16 | 7.13 |
| Greg Hill, Ga. Southern | 1998 | 11 | 202 | 1,061 | 16 | 5.25 |
| Pa'tel Troutman, Bethune-Cookman | 1998 | 10 | 183 | 1,054 | 15 | 5.76 |
| Tracy Ham, Ga. Southern | 1986 | 11 | 207 | 1,048 | 18 | 5.06 |
| Nicholas Bazan, Albany (N.Y.) | 2004 | 11 | 194 | 1,043 | 12 | 5.38 |
| Allen Suber, Bethune-Cookman | 2002 | 12 | 158 | 1,035 | 15 | 6.55 |
| Sheraton Fox, Indiana St. | 1999 | 11 | 228 | 1,034 | 8 | 4.54 |
| Nick Crawford, Yale | 1991 | 10 | 210 | 1,024 | 8 | 4.98 |
| Alcedo Surtain, Alabama St. | 1995 | 11 | 178 | 1,024 | 21 | 5.75 |
| Matt Cannon, Southern Utah | 1997 | 11 | 137 | 1,024 | 10 | 7.47 |
| Gene Brown, Citadel | 1988 | 9 | 152 | 1,006 | 13 | 6.62 |
| Ryan Kuhn, Cornell | 2005 | 10 | 199 | 1,000 | 12 | 5.03 |
| Willie Taggart, Western Ky. | 1996 | 10 | 167 | 997 | 8 | 5.97 |
| Allen Suber, Bethune-Cookman | 2003 | 12 | 179 | 987 | 14 | 5.51 |
| Kharon Brown, Hofstra | 1995 | 11 | 151 | 977 | 7 | 6.47 |
| Gus Papanikolas, St. Mary's (Cal.) | 2000 | 11 | 194 | 966 | 8 | 4.98 |
| Corey Thomas, Nicholls St. | 1994 | 11 | 158 | 962 | 8 | 6.09 |

*Record.

Passing

CAREER PASSING EFFICIENCY

(Minimum 300 Completions; Player must have concluded his career)

| Player, Team | Years | Att. | Cmp. | Int. | Pct. | Yards | TD | Pts. |
|-----------------------------------|-----------|-------|------|------|-------|--------|------|-------|
| Shawn Knight, William & Mary | 1991-94 | 558 | 367 | 15 | .658 | 5,527 | 46 | 170.8 |
| Erik Meyer, Eastern Wash. | 2002-05 | 1,097 | 721 | 17 | .657 | 10,261 | 84 | 166.5 |
| Dave Dickenson, Montana | 1992-95 | 1,208 | 813 | 26 | *.673 | 11,080 | 96 | 166.3 |
| Drew Miller, Montana | 1999-00 | 654 | 430 | 14 | .657 | 5,900 | 46 | 160.5 |
| Eric Rasmussen, San Diego | 2001-03 | 851 | 512 | 13 | .602 | 7,490 | 75 | 160.1 |
| Lang Campbell, William & Mary | 2001-04 | 763 | 495 | 12 | .649 | 6,494 | 54 | 156.6 |
| Doug Nussmeier, Idaho | 1990-93 | 1,225 | 746 | 32 | .609 | 10,824 | 91 | 154.4 |
| Mark Washington, Jackson St. | 1996-99 | 724 | 384 | 24 | .530 | 6,561 | 68 | 153.5 |
| Craig Ochs, Montana | 2003-04 | 654 | 430 | 16 | .657 | 5,419 | 42 | 151.7 |
| Mike Simpson, Eastern Ill. | 1996-97 | 493 | 331 | 15 | .671 | 3,901 | 32 | 148.9 |
| Jay Johnson, UNI | 1989-92 | 744 | 397 | 25 | .534 | 7,049 | 51 | 148.9 |
| Matt Nagy, Delaware | 1997-00 | 771 | 433 | 32 | .562 | 7,220 | 52 | 148.8 |
| Joel Sambursky, Southern Ill. | 2002-05 | 933 | 559 | 25 | .563 | 7,894 | 65 | 148.6 |
| Ryan Vena, Colgate | 1996-99 | 819 | 482 | 46 | .589 | 7,427 | 61 | 148.4 |
| Mike Cook, William & Mary | 1995-98 | 804 | 495 | 21 | .616 | 6,644 | 55 | 148.3 |
| Michael Payton, Marshall | 1989-92 | 876 | 542 | 32 | .619 | 7,530 | 57 | 148.2 |
| Bryan Martin, Weber St. | 1992-95 | 606 | 365 | 14 | .602 | 5,211 | 37 | 148.0 |
| David Macchi, Valparaiso | 2002-03 | 802 | 450 | 28 | .561 | 7,089 | 59 | 147.7 |
| Ingle Martin, Furman | 2002-05 | 669 | 410 | 22 | .613 | 5,751 | 42 | 147.6 |
| Aaron Flowers, Cal St. Northridge | 1996-97 | 819 | 502 | 21 | .613 | 6,766 | 54 | 147.3 |
| Willie Totten, Mississippi Val. | 1982-85 | 1,555 | 907 | *75 | .583 | 12,711 | 139 | 146.8 |
| Kenneth Biggles, Tennessee St. | 1981-84 | 701 | 397 | 28 | .566 | 5,933 | 57 | 146.6 |
| Shane Stafford, Connecticut | 1995-98 | 951 | 522 | 29 | .549 | 8,368 | 67 | 146.0 |
| Mark Borda, Lehigh | 2002-05 | 562 | 351 | 14 | .625 | 4,469 | 37 | 146.0 |
| Oteman Sampson, Florida A&M | 1996-97 | 686 | 387 | 26 | .564 | 6,104 | 46 | 145.7 |
| Brian Ah Yat, Montana | 1995-98 | 1,190 | 735 | 39 | .618 | 9,315 | 89 | 145.6 |
| Russ Michna, Western Ill. | 2000-03 | 733 | 418 | 20 | .570 | 6,434 | 44 | 145.1 |
| Giovanni Carmazzi, Hofstra | 1996-99 | 1,187 | 764 | 32 | .644 | 9,371 | 71 | 145.0 |
| Bruce Eugene, Grambling | \$2001-05 | 1,657 | 872 | 38 | .526 | 13,513 | *140 | 144.4 |
| Jimmy Blanchard, Portland St. | 1997-00 | 1,038 | 618 | 19 | .595 | 8,455 | 63 | 144.3 |
| Ted White, Howard | 1995-98 | 1,163 | 635 | 34 | .546 | 9,611 | 92 | 144.3 |

*Record. \$See page 10 for explanation.

SEASON PASSING EFFICIENCY

(Minimum 15 Attempts Per Game)

| Player, Team | Year | G | Att. | Cmp. | Int. | Pct. | Yards | TD | Pts. |
|-----------------------------------|-------|----|------|------|------|------|-------|-----|-------|
| Shawn Knight, William & Mary..... | †1993 | 10 | 177 | 125 | 4 | .706 | 2,055 | 22 | 204.6 |
| Michael Payton, Marshall..... | †1991 | 9 | 216 | 143 | 5 | .622 | 2,333 | 19 | 181.3 |
| Alli Abrew, Cal Poly..... | †1997 | 11 | 191 | 130 | 4 | .681 | 1,961 | 17 | 179.5 |
| Tony Romo, Eastern Ill. | †2001 | 10 | 207 | 138 | 6 | .667 | 2,068 | 21 | 178.3 |
| Doug Turner, Morehead St. | 1997 | 10 | 290 | 190 | 6 | .655 | 2,869 | 29 | 177.5 |
| Ted White, Howard..... | †1996 | 11 | 289 | 174 | 10 | .602 | 2,814 | 36 | 176.2 |
| Doug Nussmeier, Idaho..... | 1993 | 11 | 304 | 185 | 5 | .609 | 2,960 | 33 | 175.2 |
| Brian Kadel, Dayton..... | †1995 | 11 | 183 | 115 | 6 | .628 | 1,880 | 18 | 175.0 |
| Eric Rasmussen, San Diego..... | †2003 | 10 | 318 | 195 | 3 | .613 | 2,982 | 35 | 174.5 |
| Chris Boden, Villanova..... | 1997 | 11 | 345 | 231 | 4 | .670 | 3,079 | 36 | 174.0 |
| Bruce Eugene, Grambling..... | †2005 | 12 | 456 | 254 | 6 | .557 | 4,360 | *56 | 173.9 |
| Kelvin Simmons, Troy..... | 1993 | 11 | 224 | 143 | 6 | .638 | 2,144 | 23 | 172.8 |
| Rocky Butler, Hofstra..... | 2001 | 11 | 335 | 206 | 4 | .615 | 3,311 | 30 | 171.7 |
| Josh Johnson, San Diego..... | 2005 | 12 | 371 | 260 | 8 | .701 | 3,256 | 36 | 171.5 |
| Erik Meyer, Eastern Wash. | †2004 | 13 | 382 | 259 | 9 | .678 | 3,707 | 31 | 171.4 |
| Frank Baur, Lafayette..... | †1988 | 10 | 256 | 164 | 11 | .641 | 2,621 | 23 | 171.1 |
| Bobby Lamb, Furman..... | †1985 | 11 | 181 | 106 | 6 | .586 | 1,856 | 18 | 170.9 |
| Ricky Santos, New Hampshire..... | 2005 | 13 | 429 | 301 | 9 | .702 | 3,797 | 39 | 170.3 |
| Harry Leons, Eastern Wash. | 1997 | 10 | 257 | 159 | 5 | .619 | 2,588 | 21 | 169.5 |
| Steven Beard, UNI..... | 1996 | 11 | 238 | 140 | 9 | .588 | 2,526 | 21 | 169.5 |

*Record. †National champion.

CAREER YARDS PER GAME

(Minimum 5,000 Yards; Player must have concluded his career)

| Player, Team | Years | G | Att. | Cmp. | Yards | TD | Yd. PG |
|--|-----------|----|--------|--------|---------|------|--------|
| Neil Lomax, Portland St. | 1978-80 | 33 | 1,425 | 836 | 11,550 | 88 | 350.0 |
| Steve McNair, Alcorn St. | 1991-94 | 42 | *1,680 | 927 | *14,496 | 119 | 345.1 |
| Aaron Flowers, Cal St. Northridge..... | 1996-97 | 20 | 819 | 502 | 6,766 | 54 | 338.3 |
| Chris Sanders, Chattanooga..... | 1999-00 | 22 | 953 | 584 | 7,230 | 49 | 328.6 |
| Drew Miller, Montana..... | 1999-00 | 18 | 654 | 430 | 5,900 | 46 | 327.8 |
| Willie Totten, Mississippi Val. | 1982-85 | 40 | 1,555 | 907 | 12,711 | 139 | 317.8 |
| Dave Dickenson, Montana..... | 1992-95 | 35 | 1,208 | 813 | 11,080 | 96 | 316.6 |
| David Macchi, Valparaiso..... | 2002-03 | 23 | 802 | 450 | 7,089 | 59 | 308.2 |
| John Friesz, Idaho..... | 1986-89 | 35 | 1,350 | 801 | 10,697 | 77 | 305.6 |
| James Perry, Brown..... | 1996-99 | 31 | 1,309 | 789 | 9,294 | 74 | 299.8 |
| Tom Proudian, Iona..... | 1993-95 | 27 | 1,134 | 656 | 8,088 | 58 | 299.6 |
| Jamie Martin, Weber St. | 1989-92 | 41 | 1,544 | 934 | 12,207 | 87 | 297.7 |
| Bruce Eugene, Grambling..... | \$2001-05 | 46 | 1,657 | 872 | 13,513 | *140 | 293.8 |
| Marcus Brady, Cal St. Northridge..... | 1998-01 | 43 | *1,680 | *1,039 | 12,479 | 109 | 290.2 |
| Sean Payton, Eastern Ill. | 1983-86 | 37 | 1,408 | 756 | 10,655 | 75 | 288.0 |
| Travis Brown, Northern Ariz. | 1996-99 | 41 | 1,577 | 888 | 11,400 | 86 | 278.0 |
| Doug Nussmeier, Idaho..... | 1990-93 | 39 | 1,225 | 746 | 10,824 | 91 | 277.5 |
| Oteman Sampson, Florida A&M..... | 1996-97 | 22 | 686 | 387 | 6,104 | 46 | 277.5 |
| John Sciarra, Wagner..... | 2004-05 | 22 | 847 | 473 | 5,902 | 40 | 268.3 |
| Robert Dougherty, Boston U. | 1993-94 | 21 | 705 | 405 | 5,608 | 41 | 267.0 |
| Robert Kent, Jackson St. | 2000-03 | 45 | 1,540 | 826 | 11,784 | 104 | 261.9 |
| Gavin Hoffman, Penn..... | 1999-01 | 29 | 1,004 | 651 | 7,542 | 50 | 260.0 |

*Record. \$See page 10 for explanation.

SEASON YARDS PER GAME

| Player, Team | Year | G | Att. | Cmp. | Int. | Pct. | Yards | TD | Yd. PG |
|--|-------|----|------|------|------|------|--------|-----|--------|
| Willie Totten, Mississippi Val. | †1984 | 10 | 518 | 324 | 22 | .626 | 4,557 | *56 | 455.7 |
| Steve McNair, Alcorn St. | 1994 | 11 | 530 | 304 | 17 | .574 | *4,863 | 44 | 442.1 |
| Martin Hankins, Southeastern La. | 2004 | 11 | 540 | 357 | 12 | .661 | 4,240 | 35 | 385.5 |
| Dave Dickenson, Montana..... | 1995 | 11 | 455 | 309 | 9 | .679 | 4,176 | 38 | 379.6 |
| Joe Lee, Towson..... | 1999 | 11 | 577 | 322 | 13 | .558 | 4,168 | 22 | 378.9 |
| Jamie Martin, Weber St. | 1991 | 11 | 500 | 310 | 17 | .620 | 4,125 | 35 | 375.0 |
| Neil Lomax, Portland St. | 1980 | 11 | 473 | 296 | 12 | .626 | 4,094 | 37 | 372.2 |
| John Friesz, Idaho..... | 1989 | 11 | 425 | 260 | 8 | .612 | 4,041 | 31 | 367.4 |
| Bruce Eugene, Grambling..... | †2005 | 12 | 456 | 254 | 6 | .557 | 4,360 | *56 | 363.3 |
| Neil Lomax, Portland St. | 1979 | 11 | 516 | 299 | 16 | .579 | 3,950 | 26 | 359.1 |
| Aaron Flowers, Cal St. Northridge..... | 1997 | 9 | 404 | 255 | 10 | .631 | 3,226 | 24 | 358.4 |
| Todd Hammel, Stephen F. Austin..... | †1989 | 11 | 401 | 238 | 13 | .594 | 3,914 | 34 | 355.8 |
| Tom Ehrhardt, Rhode Island..... | 1985 | 10 | 497 | 283 | 19 | .569 | 3,542 | 35 | 354.2 |
| Steve McNair, Alcorn St. | 1992 | 10 | 427 | 231 | 11 | .541 | 3,541 | 29 | 354.1 |
| Sean Payton, Eastern Ill. | 1984 | 11 | 473 | 270 | 15 | .571 | 3,843 | 28 | 349.4 |
| Drew Miller, Montana..... | 1999 | 10 | 368 | 240 | 8 | .652 | 3,461 | 32 | 346.1 |
| Bruce Eugene, Grambling..... | 2002 | 13 | 543 | 269 | 16 | .495 | 4,483 | 43 | 344.8 |
| Dave Dickenson, Montana..... | †1994 | 9 | 336 | 229 | 6 | .682 | 3,053 | 24 | 339.2 |
| Tom Proudian, Iona..... | 1993 | 10 | 440 | 262 | 13 | .595 | 3,368 | 29 | 336.8 |
| Jamie Martin, Weber St. | 1990 | 11 | 428 | 256 | 15 | .598 | 3,700 | 23 | 336.4 |

*Record. †National pass-efficiency champion.

CAREER YARDS

| Player, Team | Years | Att. | Cmp. | Int. | Pct. | Yards | TD |
|---------------------------------------|-----------|--------|--------|------|------|--------|------|
| Steve McNair, Alcorn St. | 1991-94 | *1,680 | 927 | 58 | .552 | 14,496 | 119 |
| Bruce Eugene, Grambling..... | \$2001-05 | 1,657 | 872 | 38 | .526 | 13,513 | *140 |
| Willie Totten, Mississippi Val. | 1982-85 | 1,555 | 907 | *75 | .583 | 12,711 | 139 |
| Marcus Brady, Cal St. Northridge..... | 1998-01 | *1,680 | *1,039 | 47 | .618 | 12,479 | 109 |
| Jamie Martin, Weber St. | 1989-92 | 1,544 | 934 | 56 | .605 | 12,207 | 87 |

| Player, Team | Years | Att. | Cmp. | Int. | Pct. | Yards | TD |
|----------------------------------|---------|-------|------|------|-------|--------|-----|
| Robert Kent, Jackson St. | 2000-03 | 1,540 | 826 | 58 | .536 | 11,784 | 104 |
| Neil Lomax, Portland St. | 1978-80 | 1,425 | 836 | 50 | .587 | 11,550 | 88 |
| Travis Brown, Northern Ariz. | 1996-99 | 1,577 | 888 | 42 | .563 | 11,400 | 86 |
| Dave Dickenson, Montana | 1992-95 | 1,208 | 813 | 26 | *.673 | 11,080 | 96 |
| Doug Nussmeier, Idaho | 1990-93 | 1,225 | 746 | 32 | .609 | 10,824 | 91 |
| Travis Lulay, Montana St. | 2002-05 | 1,559 | 889 | 35 | .570 | 10,746 | 58 |
| John Friesz, Idaho | 1986-89 | 1,350 | 801 | 40 | .593 | 10,697 | 77 |
| Greg Wyatt, Northern Ariz. | 1986-89 | 1,510 | 926 | 49 | .613 | 10,697 | 70 |
| Sean Payton, Eastern Ill. | 1983-86 | 1,408 | 756 | 55 | .537 | 10,655 | 75 |
| Donald Carrie, Alcorn St. | 2001-04 | 1,369 | 695 | 61 | .508 | 10,329 | 82 |
| Erik Meyer, Eastern Wash. | 2002-05 | 1,097 | 721 | 17 | .657 | 10,261 | 84 |
| Niel Loebig, Duquesne | 2001-04 | 1,316 | 705 | 72 | .536 | 10,254 | 103 |
| Marko Glavic, Lafayette | 2000-03 | 1,459 | 820 | 56 | .562 | 9,819 | 62 |
| David Corley Jr., William & Mary | 1999-02 | 1,168 | 676 | 38 | .579 | 9,805 | 73 |
| Jeff Wiley, Holy Cross | 1985-88 | 1,208 | 723 | 63 | .599 | 9,698 | 71 |
| Phil Stambaugh, Lehigh | 1996-99 | 1,284 | 816 | 43 | .636 | 9,669 | 78 |
| Jeff Lewis, Northern Ariz. | 1992-95 | 1,316 | 785 | 24 | .597 | 9,655 | 67 |
| Ted White, Howard | 1995-98 | 1,163 | 635 | 34 | .546 | 9,611 | 92 |
| Robbie Justino, Liberty | 1989-92 | 1,267 | 769 | 51 | .607 | 9,548 | 64 |
| Chris Boden, Villanova | 1996-99 | 1,338 | 818 | 30 | .611 | 9,538 | 93 |
| Giovanni Carmazzi, Hofstra | 1996-99 | 1,187 | 764 | 32 | .644 | 9,371 | 71 |
| Brian Ah Yat, Montana | 1995-98 | 1,190 | 735 | 39 | .618 | 9,315 | 89 |
| Kirk Schulz, Villanova | 1986-89 | 1,297 | 774 | 70 | .597 | 9,305 | 70 |
| Ken Hobart, Idaho | 1980-83 | 1,219 | 629 | 42 | .516 | 9,300 | 79 |
| James Perry, Brown | 1996-99 | 1,309 | 789 | 48 | .603 | 9,294 | 74 |

*Record. †See page 10 for explanation.

SEASON YARDS

| Player, Team | Year | G | Att. | Cmp. | Int. | Pct. | Yards | TD |
|----------------------------------|-------|----|------|------|------|------|-------|-----|
| Steve McNair, Alcorn St. | 1994 | 11 | 530 | 304 | 17 | .574 | 4,863 | 44 |
| Dustin Long, Sam Houston St. | 2004 | 14 | 531 | 333 | 18 | .627 | 4,588 | 39 |
| Willie Totten, Mississippi Val. | †1984 | 10 | 518 | 324 | 22 | .626 | 4,557 | *56 |
| Bruce Eugene, Grambling | 2002 | 13 | 543 | 269 | 16 | .495 | 4,483 | 43 |
| Bruce Eugene, Grambling | †2005 | 12 | 456 | 254 | 6 | .557 | 4,360 | *56 |
| Brett Gordon, Villanova | 2002 | 15 | 578 | *385 | 14 | .666 | 4,305 | 36 |
| Martin Hankins, Southeastern La. | 2004 | 11 | 540 | 357 | 12 | .661 | 4,240 | 35 |
| Dave Dickenson, Montana | 1995 | 11 | 455 | 309 | 9 | .679 | 4,176 | 38 |
| Joe Lee, Towson | 1999 | 11 | 577 | 322 | 13 | .558 | 4,168 | 22 |
| Jamie Martin, Weber St. | 1991 | 11 | 500 | 310 | 17 | .620 | 4,125 | 35 |
| Neil Lomax, Portland St. | 1980 | 11 | 473 | 296 | 12 | .626 | 4,094 | 37 |
| John Friesz, Idaho | 1989 | 11 | 425 | 260 | 8 | .612 | 4,041 | 31 |
| Erik Meyer, Eastern Wash. | 2005 | 12 | 410 | 269 | 5 | .656 | 4,003 | 30 |
| Lang Campbell, William & Mary | 2004 | 14 | 455 | 298 | 5 | .655 | 3,988 | 30 |
| Neil Lomax, Portland St. | 1979 | 11 | 516 | 299 | 16 | .579 | 3,950 | 26 |
| Todd Hammel, Stephen F. Austin | †1989 | 11 | 401 | 238 | 13 | .594 | 3,914 | 34 |
| Sean Payton, Eastern Ill. | 1984 | 11 | 473 | 270 | 15 | .571 | 3,843 | 28 |
| Bruce Eugene, Grambling | 2003 | 12 | 528 | 285 | 13 | .540 | 3,808 | 34 |
| Craig Ochs, Montana | 2004 | 15 | 450 | 309 | 8 | .687 | 3,807 | 33 |
| Ricky Santos, New Hampshire | 2005 | 13 | 429 | 301 | 9 | .702 | 3,797 | 39 |

*Record. †National pass-efficiency champion.

CAREER TOUCHDOWN PASSES

| Player, Team | Years | G | TD Passes |
|----------------------------------|-----------|----|-----------|
| Bruce Eugene, Grambling | \$2001-05 | 46 | 140 |
| Willie Totten, Mississippi Val. | 1982-85 | 40 | 139 |
| Steve McNair, Alcorn St. | 1991-94 | 42 | 119 |
| Marcus Brady, Cal St. Northridge | 1998-01 | 43 | 109 |
| Robert Kent, Jackson St. | 2000-03 | 45 | 104 |
| Niel Loebig, Duquesne | 2001-04 | 43 | 103 |
| Dave Dickenson, Montana | 1992-95 | 35 | 96 |
| Chris Boden, Villanova | 1996-99 | 39 | 93 |
| Ted White, Howard | 1995-98 | 41 | 92 |
| Doug Nussmeier, Idaho | 1990-93 | 39 | 91 |
| Brian Ah Yat, Montana | 1995-98 | 36 | 89 |
| Neil Lomax, Portland St. | 1978-80 | 33 | 88 |
| Jamie Martin, Weber St. | 1989-92 | 41 | 87 |
| Travis Brown, Northern Ariz. | 1996-99 | 41 | 86 |
| Erik Meyer, Eastern Wash. | 2002-05 | 42 | 84 |
| Jim Lopusznic, Fairfield | 1996-99 | 39 | 83 |
| Bruce Eugene, Grambling | 2001-04 | 39 | 83 |
| Darin Hinshaw, UCF | 1991-94 | 40 | 82 |
| Donald Carrie, Alcorn St. | 2001-04 | 45 | 82 |
| Dan Crowley, Towson | 1991-94 | 40 | 81 |
| Ken Hobart, Idaho | 1980-83 | 44 | 79 |
| Phil Stambaugh, Lehigh | 1996-99 | 44 | 78 |
| Eric Beavers, Nevada | 1983-86 | 40 | 77 |
| John Friesz, Idaho | 1986-89 | 35 | 77 |
| Ryan Helming, UNI | 1997-00 | 44 | 77 |
| Sean Payton, Eastern Ill. | 1983-86 | 39 | 75 |
| Eric Rasmussen, San Diego | 2002-03 | 29 | 75 |
| James Perry, Brown | 1996-99 | 31 | 74 |
| Matt DeGennaro, Connecticut | 1987-90 | 43 | 73 |
| Tony Zimmerman, Duquesne | 1998-00 | 33 | 73 |
| David Corley Jr., William & Mary | 1999-02 | 45 | 73 |

†See page 10 for explanation.

SEASON TOUCHDOWN PASSES

| Player, Team | Year | G | TD Passes |
|----------------------------------|------|----|-----------|
| Willie Totten, Mississippi Val. | 1984 | 10 | 56 |
| Bruce Eugene, Grambling | 2005 | 12 | 56 |
| Steve McNair, Alcorn St. | 1994 | 11 | 44 |
| Bruce Eugene, Grambling | 2002 | 13 | 43 |
| Brian Ah Yat, Montana | 1996 | 11 | 42 |
| Willie Totten, Mississippi Val. | 1985 | 11 | 39 |
| Dustin Long, Sam Houston St. | 2004 | 14 | 39 |
| Ricky Santos, New Hampshire | 2005 | 13 | 39 |
| Dave Dickenson, Montana | 1995 | 11 | 38 |
| David Macchi, Valparaiso | 2003 | 12 | 38 |
| Neil Lomax, Portland St. | 1980 | 11 | 37 |
| Patrick Bonner, Florida A&M | 1998 | 11 | 37 |
| Ted White, Howard | 1996 | 11 | 36 |
| Chris Boden, Villanova | 1997 | 11 | 36 |
| Brett Gordon, Villanova | 2002 | 15 | 36 |
| Josh Johnson, San Diego | 2005 | 12 | 36 |
| Tom Ehrhardt, Rhode Island | 1985 | 10 | 35 |
| Jamie Martin, Weber St. | 1991 | 11 | 35 |
| Eric Rasmussen, San Diego | 2003 | 10 | 35 |
| Martin Hankins, Southeastern La. | 2004 | 11 | 35 |

SINGLE-GAME YARDS

| Yds. | Player, Team (Opponent) | Date |
|------|--|----------------|
| 624 | Jamie Martin, Weber St. (Idaho St.) | Nov. 23, 1991 |
| 619 | Doug Pederson, La.-Monroe (Stephen F. Austin) | Nov. 11, 1989 |
| 618 | Bruce Eugene, Grambling (Prairie View) | Oct. 1, 2005 |
| 599 | Willie Totten, Mississippi Val. (Prairie View) | Oct. 27, 1984 |
| 595 | Robert Kent, Jackson St. (Alabama St.) | Oct. 6, 2001 |
| 589 | Vern Harris, Idaho St. (Montana) | Oct. 12, 1985 |
| 588 | Martin Hankins, Southeastern La. (Ark.-Monticello) | Sept. 2, 2004 |
| 587 | Steve McNair, Alcorn St. (Southern U.) | Oct. 22, 1994 |
| 577 | Dustin Long, Sam Houston St. (McNeese St.) | Nov. 6, 2004 |
| 571 | Todd Hammel, Stephen F. Austin (La.-Monroe) | Nov. 11, 1989 |
| 567 | Joe Lee, Towson (Lehigh) | Oct. 30, 1999 |
| 566 | Tom Ehrhardt, Rhode Island (Connecticut) | Nov. 16, 1985 |
| 566 | Seth Burford, Cal Poly (UNL) | Nov. 4, 2000 |
| 563 | Steve McNair, Alcorn St. (Samford) | Oct. 29, 1994 |
| 560 | Brian Ah Yat, Montana (Eastern Wash.) | Oct. 19, 1996 |
| 560 | Bobby Seck, Hofstra (Rhode Island) | Sept. 25, 2004 |
| 558 | Dave Dickenson, Montana (Idaho) | Oct. 21, 1995 |
| 556 | Matt Nagy, Delaware (Connecticut) | Nov. 7, 1998 |
| 553 | Willie Totten, Mississippi Val. (Southern U.) | Sept. 29, 1984 |
| 553 | Justin Fuente, Murray St. (Southern Ill.) | Sept. 11, 1999 |
| 553 | Kevin McCarthy, Idaho St. (Southern Utah) | Oct. 23, 1999 |
| 552 | Quincy Richard, Southern U. (Grambling) | Nov. 29, 2003 |
| 551 | Lejominick Washington, Morgan St. (N.C. A&T) | Oct. 6, 2001 |
| 550 | Jimmy Blanchard, Portland St. (Montana) | Oct. 2, 1999 |

SINGLE-GAME ATTEMPTS

| No. | Player, Team (Opponent) | Date |
|-----|---|---------------|
| 77 | Neil Lomax, Portland St. (Northern Colo.) | Oct. 20, 1979 |
| 76 | Joe Lee, Towson (Lehigh) | Oct. 30, 1999 |
| 74 | Paul Peterson, Idaho St. (Nevada) | Oct. 1, 1983 |
| 72 | Dave Dickenson, Montana (Idaho) | Oct. 21, 1995 |
| 72 | Val Troiani, Towson (St. Mary's [Cal.]) | Nov. 4, 2000 |
| 71 | Doug Pederson, La.-Monroe (Stephen F. Austin) | Nov. 11, 1989 |
| 71 | Bobby Townsend, Howard (Morgan St.) | Nov. 13, 1999 |
| 71 | Josh Greco, Eastern Ky. (Eastern Ill.) | Oct. 15, 2005 |
| 70 | Greg Farland, Rhode Island (Boston U.) | Oct. 18, 1986 |
| 70 | Joe Lee, Towson (Dayton) | Nov. 6, 1999 |

SINGLE-GAME COMPLETIONS

| No. | Player, Team (Opponent) | Date |
|-----|--|----------------|
| 50 | Martin Hankins, Southeastern La. (Jacksonville) | Nov. 6, 2004 |
| 48 | Clayton Millis, Cal St. Northridge (St. Mary's [Cal.]) | Nov. 11, 1995 |
| 47 | Jamie Martin, Weber St. (Idaho St.) | Nov. 23, 1991 |
| 47 | Joe Lee, Towson (Lehigh) | Oct. 30, 1999 |
| 46 | Willie Totten, Mississippi Val. (Southern U.) | Sept. 29, 1984 |
| 46 | Doug Pederson, La.-Monroe (Stephen F. Austin) | Nov. 11, 1989 |
| 45 | Willie Totten, Mississippi Val. (Prairie View) | Oct. 27, 1984 |
| 45 | Ben Dougherty, Florida A&M (Florida Int'l) | Nov. 27, 2004 |
| 44 | Neil Lomax, Portland St. (Northern Colo.) | Oct. 20, 1979 |
| 44 | Kyle Slager, Brown (Rhode Island) | Oct. 5, 2002 |
| 44 | Brady Wahlberg, Tenn.-Martin (Jacksonville St.) | Oct. 11, 2003 |

ALL-TIME BEST RECORDS BY A STARTING QUARTERBACK

(Minimum 25 Starts; Player must have completed his career)

| Name, Team, Years | Starting Record# | Winning Pct. |
|----------------------------------|------------------|--------------|
| Tom Ciaccio, Holy Cross, 1989-91 | 30-2-1 | .924 |
| Dave Dickenson, Montana, 1993-95 | 27-3-0 | .900 |
| Greg Hill, Ga. Southern, 1996-99 | 32-4-0 | .889 |

| Name, Team, Years | Starting Record# | Winning Pct. |
|--|------------------|--------------|
| John Edwards, Montana, 2001-02 | 27-40 | .871 |
| Chris Brown, Colgate, 2001-04 | 25-50 | .833 |
| Rick Scully, Delaware, 1980-82 | 26-60 | .813 |
| Jeff Zolman, Wofford, 2001-04 | 26-60 | .813 |
| Demond Tidwell, Youngstown St., 1996-97 | 21-50 | .808 |
| T.J. Mont, Georgetown, 1996, 98-99 | 21-50 | .808 |
| Ray Isaac, Youngstown St., 1988-91 | 32-80 | .800 |
| Jay Johnson, UNI, 1989-92 | 31-80 | .795 |
| Niel Loebig, Duquesne, 2001-04 | 34-90 | .791 |
| Tony Zimmerman, Duquesne, 1998-00 | 26-70 | .788 |
| Paul Nichols, Davidson, 1999-02 | 22-60 | .786 |
| Jeff Wiley, Holy Cross, 1985-88 | 30-81 | .782 |
| Andy Hall, Delaware, 2002-03 | 21-60 | .778 |
| Russ Michna, Western Ill., 2000-03 | 20-60 | .769 |
| Chaz Williams, Ga. Southern, 2001-04 | 25-80 | .758 |
| Peter Muldoon, Holy Cross, 1982-84 | 25-81 | .750 |
| Mike Smith, UNI, 1985-87 | 28-91 | .750 |
| Jay Fiedler, Dartmouth, 1991-93 | 22-71 | .750 |
| Todd Bankhead, Massachusetts, 1998-99 | 21-70 | .750 |
| Scott Pendarvis, McNeese St., 2001-04 | 27-90 | .750 |
| Others (Did not meet minimum of 25 starts): | | |
| Mark Derosa, Penn, 1994-95 | 16-30 | .842 |

#Ties are counted as half won, half lost.

ANNUAL CHAMPIONS

| Year | Player, Team | Class | G | Att. | Cmp. | Avg. | Int. | Pct. | Yds. | TD |
|------|--------------------------|-------|----|------|------|------|------|------|-------|----|
| 1978 | Neil Lomax, Portland St. | So. | 11 | 436 | 241 | 21.9 | 22 | .553 | 3,506 | 25 |

Beginning in 1979, ranked on passing efficiency rating points (instead of per-game completions)

| Year | Player, Team | Class | G | Att. | Cmp. | Int. | Pct. | Yards | TD | Pts. |
|------|---------------------------------|-------|----|------|------|------|------|-------|-----|--------|
| 1979 | Joe Aliotti, Boise St. | Jr. | 11 | 219 | 144 | 7 | .658 | 1,870 | 19 | 159.7 |
| 1980 | Mike Williams, Grambling | Sr. | 11 | 239 | 127 | 5 | .531 | 2,116 | 28 | 162.0 |
| 1981 | Mike Machurek, Idaho St. | Sr. | 9 | 313 | 188 | 11 | .601 | 2,752 | 22 | 150.1 |
| 1982 | Frank Novak, Lafayette | Jr. | 10 | 257 | 154 | 12 | .599 | 2,257 | 20 | 150.0 |
| 1983 | Willie Totten, Mississippi Val. | So. | 9 | 279 | 174 | 9 | .624 | 2,566 | 29 | 167.5 |
| 1984 | Willie Totten, Mississippi Val. | Jr. | 10 | 518 | 324 | 22 | .626 | 4,557 | *56 | 163.6 |
| 1985 | Bobby Lamb, Furman | Sr. | 11 | 181 | 106 | 6 | .586 | 1,856 | 18 | 170.9 |
| 1986 | Mike Smith, UNI | Jr. | 11 | 303 | 190 | 16 | .627 | 3,125 | 27 | 168.2 |
| 1987 | Jeff Wiley, Holy Cross | Jr. | 11 | 400 | 265 | 17 | .663 | 3,677 | 34 | 163.0 |
| 1988 | Frank Baur, Lafayette | Jr. | 10 | 256 | 164 | 11 | .641 | 2,621 | 23 | 171.1 |
| 1989 | Todd Hammel, Stephen F. Austin | Sr. | 11 | 401 | 238 | 13 | .594 | 3,914 | 34 | 162.8 |
| 1990 | Connell Maynor, N.C. A&T | Jr. | 11 | 191 | 123 | 10 | .644 | 1,699 | 16 | 156.3 |
| 1991 | Michael Payton, Marshall | Jr. | 9 | 216 | 143 | 5 | .662 | 2,333 | 19 | 181.3 |
| 1992 | Jay Fiedler, Dartmouth | Jr. | 10 | 273 | 175 | 13 | .641 | 2,748 | 25 | 169.4 |
| 1993 | Shawn Knight, William & Mary | Jr. | 10 | 177 | 125 | 4 | .706 | 2,055 | 22 | *204.6 |
| 1994 | Dave Dickenson, Montana | Jr. | 9 | 336 | 229 | 6 | .682 | 3,053 | 24 | 164.5 |
| 1995 | Brian Kadel, Dayton | Sr. | 11 | 183 | 115 | 6 | .628 | 1,880 | 18 | 175.0 |
| 1996 | Ted White, Howard | So. | 11 | 289 | 174 | 10 | .602 | 2,814 | 36 | 176.2 |
| 1997 | Alli Abrew, Cal Poly | Sr. | 11 | 191 | 130 | 4 | .681 | 1,961 | 17 | 179.5 |
| 1998 | Jim Blanchard, Portland St. | So. | 9 | 169 | 112 | 1 | .663 | 1,512 | 14 | 167.6 |
| 1999 | Drew Miller, Montana | Jr. | 10 | 368 | 240 | 8 | .652 | 3,461 | 32 | 168.6 |
| 2000 | Terrance Ley, Southern U. | Jr. | 11 | 233 | 139 | 6 | .597 | 2,249 | 23 | 168.2 |
| 2001 | Tony Romo, Eastern Ill. | Jr. | 10 | 207 | 138 | 6 | .667 | 2,068 | 21 | 178.3 |
| 2002 | Eric Rasmussen, San Diego | Jr. | 10 | 279 | 170 | 1 | .609 | 2,473 | 25 | 164.2 |
| 2003 | Eric Rasmussen, San Diego | Sr. | 10 | 318 | 195 | 3 | .613 | 2,982 | 35 | 174.5 |
| 2004 | Erik Meyer, Eastern Wash. | Jr. | 13 | 382 | 259 | 9 | .678 | 3,707 | 31 | 171.4 |
| 2005 | Bruce Eugene, Grambling | Sr. | 12 | 456 | 254 | 6 | .557 | 4,360 | *56 | 173.9 |

*Record.

Receiving

CAREER RECEPTIONS PER GAME

(Minimum 125 Receptions; Player must have concluded his career)

| Player, Team | Years | G | Rec. | Yards | TD | Rec. PG |
|----------------------------------|---------|----|------|--------|-----|---------|
| Tramon Douglas, Grambling | 2002-03 | 22 | 169 | 2,621 | 28 | 7.7 |
| Stephen Campbell, Brown | 1997-00 | 40 | 305 | 3,555 | 31 | 7.6 |
| Chas Gessner, Brown | 1999-02 | 39 | 292 | 3,408 | 36 | 7.5 |
| Jerry Rice, Mississippi Val. | 1981-84 | 41 | 301 | *4,693 | *50 | 7.3 |
| Mike Furrey, UNI | 1997-99 | 33 | 242 | 3,544 | 27 | 7.3 |
| Ralph Plumb, Yale | 2003-04 | 19 | 138 | 1,752 | 12 | 7.3 |
| Drew Amerson, Cal St. Northridge | 1999-01 | 33 | 239 | 3,190 | 20 | 7.2 |
| Derrick Ingram, UAB | 1993-94 | 22 | 159 | 2,572 | 21 | 7.2 |
| Jacquay Nunnally, Florida A&M | 1997-00 | 44 | *317 | 4,239 | 38 | 7.2 |
| Jeff Johnson, East Tenn. St. | 1993-94 | 20 | 142 | 1,772 | 19 | 7.1 |
| Miles Macik, Penn | 1993-95 | 29 | 200 | 2,364 | 26 | 6.9 |
| Ricky Gatewood, Montana St. | 2004-05 | 19 | 131 | 1,759 | 13 | 6.9 |
| Kevin Guthrie, Princeton | 1981-83 | 28 | 193 | 2,645 | 16 | 6.9 |
| A.J. Smith, Southern Utah | 2003-04 | 21 | 143 | 1,358 | 6 | 6.8 |
| Eric Yarber, Idaho | 1984-85 | 19 | 129 | 1,920 | 17 | 6.8 |

| Player, Team | Years | G | Rec. | Yards | TD | Rec. PG |
|----------------------------------|-------------|----|------|-------|----|---------|
| Joe Douglass, Montana | 1995-96 | 22 | 145 | 2,301 | 25 | 6.6 |
| Rob Milanese, Penn | 1999-02 | 39 | 259 | 3,405 | 21 | 6.6 |
| Alonzo Nix, Chattanooga | 2003-04 | 23 | 150 | 1,879 | 14 | 6.5 |
| Brian Forster, Rhode Island (TE) | 1983-85, 87 | 38 | 245 | 3,410 | 31 | 6.5 |
| Jarrod Fuller, Sam Houston St. | 2003-04 | 23 | 147 | 2,019 | 9 | 6.4 |
| Kasey Dunn, Idaho | 1988-91 | 42 | 268 | 3,847 | 25 | 6.4 |
| Carl Morris, Harvard | 1999-02 | 39 | 245 | 3,488 | 28 | 6.3 |
| Javarus Dudley, Fordham | 2000-03 | 47 | 295 | 4,197 | 34 | 6.3 |
| Sean Morey, Brown | 1995-98 | 40 | 251 | 3,850 | 39 | 6.3 |
| Gordie Lockbaum, Holy Cross (RB) | 1986-87 | 22 | 135 | 2,012 | 17 | 6.1 |
| Efrem Hill, Samford | 2002-04 | 33 | 202 | 2,940 | 31 | 6.1 |
| Derek Graham, Princeton | 1981, 83-84 | 29 | 176 | 2,819 | 19 | 6.1 |

*Record. ‡Defensive back in 1984-85.

SEASON RECEPTIONS PER GAME

| Player, Team | Year | G | Rec. | Yards | TD | Rec. PG |
|----------------------------------|------|----|------|-------|----|---------|
| Stephen Campbell, Brown | 1999 | 10 | *120 | 1,332 | 11 | 12.0 |
| Brian Forster, Rhode Island (TE) | 1985 | 10 | 115 | 1,617 | 12 | 11.5 |
| Chas Gessner, Brown | 2002 | 10 | 114 | 1,166 | 11 | 11.4 |

| Player, Team | Year | G | Rec. | Yards | TD | Rec. PG |
|-----------------------------------|-------|----|------|-------|-----|---------|
| Jerry Rice, Mississippi Val. | †1984 | 10 | 103 | 1,682 | *27 | 10.3 |
| Jerry Rice, Mississippi Val. | †1983 | 10 | 102 | 1,450 | 14 | 10.2 |
| Stuart Gaussoin, Portland St. | †1979 | 9 | 90 | 1,132 | 8 | 10.0 |
| Drew Amerson, Cal St. Northridge | †2001 | 10 | 97 | 1,244 | 5 | 9.7 |
| DaVon Fowlkes, Appalachian St. | †2004 | 11 | 103 | 1,618 | 14 | 9.4 |
| Chas Gessner, Brown | 2001 | 9 | 83 | 1,182 | 12 | 9.2 |
| Carl Morris, Harvard | 2002 | 10 | 90 | 1,288 | 8 | 9.0 |
| Murle Sango, Villanova | †1999 | 11 | 98 | 1,064 | 10 | 8.9 |
| Eric Krawczyk, Cornell | †1997 | 10 | 89 | 1,042 | 11 | 8.9 |
| Stephen Campbell, Brown | 1999 | 10 | 89 | 1,107 | 11 | 8.9 |
| Kevin Guthrie, Princeton | 1983 | 10 | 88 | 1,259 | 9 | 8.8 |
| David Romines, Cal St. Northridge | †1996 | 10 | 87 | 1,300 | 12 | 8.7 |
| Eric Johnson, Yale | 2000 | 10 | 87 | 1,017 | 14 | 8.7 |
| Jacquay Nunnally, Florida A&M | 2000 | 11 | 95 | 1,082 | 9 | 8.6 |
| Rob Milanese, Penn. | 2002 | 10 | 85 | 1,112 | 8 | 8.5 |
| Alfred Pupunu, Weber St. (TE) | †1991 | 11 | 93 | 1,204 | 12 | 8.5 |
| Jacquay Nunnally, Florida A&M | †1998 | 11 | 93 | 1,316 | 12 | 8.5 |

*Record. †National champion.

CAREER RECEPTIONS

| Player, Team | Years | Rec. | Yards | Avg. | TD |
|----------------------------------|----------------|------|--------|------|-----|
| Jacquay Nunnally, Florida A&M | 1997-00 | 317 | 4,239 | 13.4 | 38 |
| Stephen Campbell, Brown | 1997-00 | 305 | 3,555 | 11.7 | 31 |
| Jerry Rice, Mississippi Val. | 1981-84 | 301 | *4,693 | 15.6 | *50 |
| Javarus Dudley, Fordham | 2000-03 | 295 | 4,197 | 14.2 | 34 |
| Chas Gessner, Brown | 1999-02 | 292 | 3,408 | 11.7 | 36 |
| Kasey Dunn, Idaho | 1988-91 | 268 | 3,847 | 14.4 | 25 |
| Rob Milanese, Penn. | 1999-02 | 259 | 3,405 | 13.1 | 21 |
| Eric Kimble, Eastern Wash. | 2002-05 | 253 | 4,410 | 16.4 | 46 |
| Sean Morey, Brown | 1995-98 | 251 | 3,850 | 15.3 | 39 |
| Eddie Berlin, UNI | 1997-00 | 249 | 3,735 | 15.0 | 34 |
| Fred Amey, Sacramento St. | 2001-04 | 248 | 4,049 | 16.3 | 27 |
| Adam Hannula, San Diego | 2002-05 | 248 | 3,465 | 14.0 | 36 |
| Brian Forster, Rhode Island (TE) | 1983-85, 87 | 245 | 3,410 | 13.9 | 31 |
| Carl Morris, Harvard | 1999-02 | 245 | 3,488 | 14.2 | 28 |
| Mike Furrey, UNI | 1997-99 | 242 | 3,544 | 14.6 | 27 |
| Mark Didio, Connecticut | 1988-91 | 239 | 3,535 | 14.8 | 21 |
| Drew Amerson, Cal St. Northridge | 1999-01 | 239 | 3,190 | 13.3 | 20 |
| Rennie Benn, Lehigh | 1982-85 | 237 | 3,662 | 15.5 | 44 |
| Daren Altieri, Boston U. | 1987-90 | 225 | 2,518 | 11.2 | 15 |
| Orshawante Bryant, Portland St. | 1997-00 | 223 | 3,449 | 15.5 | 25 |
| Luke Graham, Colgate | 2001-04 | 221 | 3,381 | 15.3 | 21 |
| Jamal White, Towson | 1998-00, 02 | 219 | 3,156 | 14.4 | 21 |
| Rich Musinski, William & Mary | 2000-03 | 219 | 4,017 | 18.3 | 30 |
| Darrell Colbert, Texas Southern | 1983-86 | 217 | 3,177 | 14.6 | 33 |
| Deron Braswell, Lehigh | 1995-98 | 217 | 3,292 | 15.2 | 28 |
| Brian Westbrook, Villanova | 1997-98, 00-01 | 217 | 2,582 | 11.9 | 30 |
| Jay Barnard, Dartmouth | 2000-03 | 216 | 2,392 | 11.1 | 17 |
| David Rhodes, UCF | 1991-94 | 213 | 3,618 | 17.0 | 29 |
| Corey Hill, Colgate | 1995-98 | 212 | 3,434 | 16.2 | 34 |
| Eric Wise, Fairfield | 1996-99 | 211 | 2,139 | 10.1 | 20 |
| ‡David Ball, New Hampshire | 2003-05 | 211 | 3,541 | 16.8 | 45 |

*Record. ‡Active player.

SEASON RECEPTIONS

| Player, Team | Year | G | Rec. | Yards | TD |
|-----------------------------------|-------|----|------|--------|-----|
| Stephen Campbell, Brown | †2000 | 10 | 120 | 1,332 | 11 |
| Brian Forster, Rhode Island (TE) | †1985 | 10 | 115 | 1,617 | 12 |
| Chas Gessner, Brown | †2002 | 10 | 114 | 1,166 | 11 |
| Jerry Rice, Mississippi Val. | †1984 | 10 | 103 | 1,682 | *27 |
| DaVon Fowlkes, Appalachian St. | †2004 | 11 | 103 | 1,618 | 14 |
| Jerry Rice, Mississippi Val. | †1983 | 10 | 102 | 1,450 | 14 |
| Javarus Dudley, Fordham | †2003 | 12 | 101 | 1,439 | 14 |
| Jarrold Fuller, Sam Houston St. | 2004 | 14 | 99 | 1,383 | 8 |
| Murle Sango, Villanova | †1999 | 11 | 98 | 1,064 | 10 |
| Drew Amerson, Cal St. Northridge | †2001 | 10 | 97 | 1,244 | 5 |
| Jacquay Nunnally, Florida A&M | 2000 | 11 | 95 | 1,082 | 9 |
| Alfred Pupunu, Weber St. (TE) | †1991 | 11 | 93 | 1,204 | 12 |
| Jacquay Nunnally, Florida A&M | †1998 | 11 | 93 | 1,316 | 12 |
| Peter Macon, Weber St. | †1989 | 11 | 92 | 1,047 | 6 |
| Tramon Douglas, Grambling | 2002 | 12 | 92 | 1,704 | 18 |
| Efrem Hill, Samford | 2003 | 11 | 92 | 1,387 | 15 |
| Michael Caputo, St. Francis (Pa.) | †2005 | 11 | 92 | 1,433 | 12 |
| Marvin Walker, North Texas | 1982 | 11 | 91 | 934 | 11 |
| Eddie Conti, Delaware | 1998 | 11 | 91 | *1,712 | 10 |
| Stuart Gaussoin, Portland St. | †1979 | 9 | 90 | 1,132 | 8 |
| Carl Morris, Harvard | 2002 | 10 | 90 | 1,288 | 8 |
| Alonzo Nix, Chattanooga | 2003 | 12 | 90 | 1,060 | 7 |
| Ari Confesor, Holy Cross | 2003 | 12 | 90 | 1,213 | 9 |

*Record. †National champion.

SINGLE-GAME RECEPTIONS

| No. | Player, Team (Opponent) | Date |
|-----|--|----------------|
| 24 | Jerry Rice, Mississippi Val. (Southern U.) | Oct. 1, 1983 |
| 24 | Chas Gessner, Brown (Rhode Island) | Oct. 5, 2002 |
| 22 | Marvin Walker, North Texas (Tulsa) | Nov. 20, 1982 |
| 21 | David Pandt, Montana St. (Eastern Wash.) | Sept. 21, 1985 |
| 21 | Eric Johnson, Yale (Harvard) | Nov. 20, 1999 |
| 21 | Carl Morris, Harvard (Dartmouth) | Nov. 2, 2002 |
| 20 | Tim Hilton, Cal St. Northridge (St. Mary's [Cal.]) | Nov. 11, 1995 |
| 19 | Stephen Campbell, Brown (Rhode Island) | Sept. 30, 2000 |
| 19 | Chas Gessner, Brown (Rhode Island) | Sept. 29, 2001 |
| 19 | Rickey Gatewood, Montana St. (Portland St.) | Oct. 15, 2005 |
| 18 | Brian Forster, Rhode Island (Brown) | Sept. 28, 1985 |
| 18 | Jerome Williams, Morehead St. (Eastern Ky.) | Nov. 11, 1989 |
| 18 | David Romines, Cal St. Northridge (UC Davis) | Sept. 14, 1996 |
| 18 | Jeremy Nunamaker, St. Francis (Pa.) (Sacred Heart) | Oct. 2, 1999 |
| 18 | Stephen Campbell, Brown (Penn.) | Oct. 28, 2000 |
| 18 | Alonzo Nix, Chattanooga (Wofford) | Oct. 4, 2003 |
| 18 | Ralph Plumb, Yale (Brown) | Nov. 6, 2004 |

CAREER TOUCHDOWN RECEPTIONS

| Player, Team | Years | G | TD |
|---------------------------------|---------|----|----|
| Jerry Rice, Mississippi Val. | 1981-84 | 41 | 50 |
| Eric Kimble, Eastern Wash. | 2002-05 | 46 | 46 |
| ‡David Ball, New Hampshire | 2003-05 | 37 | 45 |
| Rennie Benn, Lehigh | 1982-85 | 41 | 44 |
| Dedric Ward, UNI | 1993-96 | 43 | 41 |
| Rob Giancola, Valparaiso | 2001-04 | 53 | 40 |
| Sean Morey, Brown | 1995-98 | 40 | 39 |
| Gharun Hester, Georgetown | 1997-00 | 36 | 39 |
| Mike Jones, Tennessee St. | 1979-82 | 42 | 38 |
| Roy Banks, Eastern Ill. | 1983-86 | 38 | 38 |
| Jacquay Nunnally, Florida A&M | 1997-00 | 44 | 38 |
| Cornell Craig, Southern Ill. | 1996-99 | 44 | 37 |
| Vincent Jackson, Northern Colo. | 2001-04 | 46 | 37 |
| Joe Thomas, Mississippi Val. | 1982-85 | 41 | 36 |
| Chas Gessner, Brown | 1999-02 | 39 | 36 |
| Adam Hannula, San Diego | 2002-05 | 43 | 36 |
| Dameon Reilly, Rhode Island | 1983-85 | 32 | 35 |

‡Active player.

SEASON TOUCHDOWN RECEPTIONS

| Player, Team | Year | G | TD |
|----------------------------------|------|----|----|
| Jerry Rice, Mississippi Val. | 1984 | 10 | 27 |
| David Ball, New Hampshire | 2005 | 13 | 24 |
| Rob Giancola, Valparaiso | 2003 | 12 | 23 |
| Randy Moss, Marshall | 1996 | 11 | 19 |
| Eric Kimble, Eastern Wash. | 2004 | 13 | 19 |
| Henry Tolbert, Grambling | 2005 | 12 | 19 |
| Joe Douglass, Montana | 1996 | 11 | 18 |
| Tramon Douglas, Grambling | 2002 | 12 | 18 |
| Roy Banks, Eastern Ill. | 1984 | 11 | 17 |
| Joe Thomas, Mississippi Val. | 1985 | 11 | 17 |
| Dameon Reilly, Rhode Island | 1985 | 11 | 17 |
| Mark Carrier, Nicholls St. | 1986 | 11 | 17 |
| Sylvester Morris, Jackson St. | 1995 | 11 | 17 |
| Brian Finneran, Villanova | 1997 | 11 | 17 |
| Jonathon Cooper, Sam Houston St. | 2001 | 11 | 17 |
| David Ball, New Hampshire | 2004 | 12 | 17 |

CAREER YARDS PER GAME

(Minimum 2,000 Yards; Player must have concluded his career)

| Player, Team | Years | G | Yards | Yds. PG |
|----------------------------------|-------------|----|--------|---------|
| Tramon Douglas, Grambling | 2002-03 | 22 | 2,621 | 119.1 |
| Derrick Ingram, UAB | 1993-94 | 22 | 2,572 | 116.9 |
| Jerry Rice, Mississippi Val. | 1981-84 | 41 | *4,693 | 114.5 |
| Mike Furrey, UNI | 1997-99 | 33 | 3,544 | 107.4 |
| Joe Douglass, Montana | 1995-96 | 22 | 2,301 | 104.6 |
| Eddie Conti, Delaware | 1994-98 | 35 | 3,496 | 99.9 |
| Derek Graham, Princeton | 1981, 83-84 | 29 | 2,819 | 97.2 |
| Drew Amerson, Cal St. Northridge | 1999-01 | 33 | 3,190 | 96.7 |
| Jacquay Nunnally, Florida A&M | 1997-00 | 44 | 4,239 | 96.3 |
| Sean Morey, Brown | 1995-98 | 40 | 3,850 | 96.3 |
| Kevin Guthrie, Princeton | 1981-83 | 28 | 2,645 | 94.5 |
| Fred Amey, Sacramento St. | 2001-04 | 43 | 4,049 | 94.2 |
| Tracy Singleton, Howard | 1979-82 | 34 | 3,187 | 93.7 |
| Rich Musinski, William & Mary | 2000-03 | 43 | 4,017 | 93.4 |
| David Rhodes, UCF | 1991-94 | 39 | 3,618 | 92.8 |
| Kasey Dunn, Idaho | 1988-91 | 42 | 3,847 | 91.6 |
| Gordie Lockbaum, Holy Cross | †1986-87 | 22 | 2,012 | 91.5 |
| Bryan Calder, Nevada | 1984-86 | 28 | 2,559 | 91.4 |

| Player, Team | Years | G | Yards | Yds. PG |
|----------------------------|---------|----|-------|---------|
| Mike Barber, Marshall | 1985-88 | 36 | 3,520 | 90.3 |
| Dedric Ward, UNI | 1993-96 | 43 | 3,876 | 90.1 |
| Eric Kimble, Eastern Wash. | 2002-05 | 46 | 4,140 | 90.0 |

*Record. †Defensive back in 1984-85.

CAREER YARDS

| Player, Team | Years | Rec. | Yards | Avg. | TD |
|---------------------------------|---------|------|-------|------|-----|
| Jerry Rice, Mississippi Val. | 1981-84 | 301 | 4,693 | 15.6 | *50 |
| Jaquay Nunnally, Florida A&M | 1997-00 | *317 | 4,239 | 13.4 | 38 |
| Javarus Dudley, Fordham | 2000-03 | 295 | 4,197 | 14.2 | 34 |
| Eric Kimble, Eastern Wash. | 2002-05 | 253 | 4,140 | 16.4 | 46 |
| Fred Amey, Sacramento St. | 2001-04 | 248 | 4,049 | 16.3 | 27 |
| Rich Musinski, William & Mary | 2000-03 | 219 | 4,017 | 18.3 | 30 |
| C.J. Johnson, Tennessee St. | 2000-03 | 194 | 3,903 | 20.1 | 32 |
| Dedric Ward, UNI | 1993-96 | 176 | 3,876 | 22.0 | 41 |
| Sean Morey, Brown | 1995-98 | 251 | 3,850 | 15.3 | 39 |
| Kasey Dunn, Idaho | 1988-91 | 268 | 3,847 | 14.4 | 25 |
| Rob Giancola, Valparaiso | 2001-04 | 176 | 3,833 | 21.8 | 40 |
| Eddie Berlin, UNI | 1997-00 | 249 | 3,735 | 15.0 | 34 |
| Rennie Benn, Lehigh | 1982-85 | 237 | 3,662 | 15.5 | 44 |
| David Rhodes, UCF | 1991-94 | 213 | 3,618 | 17.0 | 29 |
| Stephen Campbell, Brown | 1997-00 | 305 | 3,555 | 11.7 | 31 |
| Correll Craig, Southern Ill. | 1996-99 | 207 | 3,550 | 17.1 | 37 |
| Vincent Jackson, Northern Colo. | 2001-04 | 177 | 3,548 | 20.0 | 37 |
| Mike Furrey, UNI | 1997-99 | 242 | 3,544 | 14.6 | 27 |
| †David Ball, New Hampshire | 2003-05 | 211 | 3,541 | 16.8 | 45 |
| Mark Didio, Connecticut | 1988-91 | 239 | 3,535 | 14.8 | 21 |
| Mike Barber, Marshall | 1985-88 | 209 | 3,520 | 16.8 | 20 |

*Record. †Active player.

SEASON YARDS

| Player, Team | Year | Rec. | Yards | Avg. | TD |
|------------------------------------|-------|------|-------|------|-----|
| Eddie Conti, Delaware | †1998 | 91 | 1,712 | 18.8 | 10 |
| Tramon Douglas, Grambling | †2002 | 92 | 1,704 | 18.5 | 18 |
| Jerry Rice, Mississippi Val. | 1984 | 103 | 1,682 | 16.3 | *27 |
| DaVon Fowlkes, Appalachian St. | †2004 | 103 | 1,618 | 15.7 | 14 |
| Brian Forster, Rhode Island | 1985 | 115 | 1,617 | 14.1 | 12 |
| Dominique Thompson, William & Mary | 2004 | 79 | 1,585 | 20.1 | 13 |
| David Ball, New Hampshire | 2005 | 87 | 1,551 | 17.8 | 24 |
| David Ball, New Hampshire | 2004 | 86 | 1,504 | 17.5 | 17 |
| Rob Giancola, Valparaiso | 2003 | 57 | 1,496 | 26.3 | 23 |
| Joe Douglass, Montana | 1996 | 82 | 1,469 | 17.9 | 18 |
| Laurent Robinson, Illinois St. | †2005 | 86 | 1,465 | 17.0 | 12 |
| Derrick Ingram, UAB | 1994 | 83 | 1,457 | 17.6 | 13 |
| Willie Ponder, Southeast Mo. St. | 2002 | 87 | 1,453 | 16.7 | 15 |
| Eric Kimble, Eastern Wash. | 2004 | 83 | 1,453 | 17.5 | 19 |
| Jerry Rice, Mississippi Val. | 1983 | 102 | 1,450 | 14.2 | 14 |
| Javarus Dudley, Fordham | 2003 | 101 | 1,439 | 14.3 | 14 |
| Michael Caputo, St. Francis (Pa.) | 2005 | 92 | 1,433 | 15.6 | 12 |
| Sean Morey, Brown | †1997 | 73 | 1,427 | 19.6 | 15 |
| Cornell Craig, Southern Ill. | †1999 | 77 | 1,419 | 18.4 | 15 |
| Eric Kimble, Eastern Wash. | 2005 | 87 | 1,419 | 16.3 | 12 |

*Record. †National champion.

SINGLE-GAME YARDS

| Yds. | Player, Team (Opponent) | Date |
|------|--|----------------|
| 376 | Kassim Osgood, Cal Poly (UNI) | Nov. 4, 2000 |
| 370 | Michael Lerch, Princeton (Brown) | Oct. 12, 1991 |
| 354 | Eddie Conti, Delaware (Connecticut) | Nov. 7, 1998 |
| 330 | Nate Singleton, Grambling (Virginia Union) | Sept. 14, 1991 |
| 327 | Brian Forster, Rhode Island (Brown) | Sept. 28, 1985 |
| 319 | Jason Cristino, Lehigh (Lafayette) | Nov. 21, 1992 |
| 316 | Marcus Hinton, Alcorn St. (Chattanooga) | Sept. 10, 1994 |
| 305 | Howard Gilmore, Norfolk St. (Morgan St.) | Nov. 22, 2003 |
| 299 | Brian Forster, Rhode Island (Lehigh) | Oct. 12, 1985 |
| 299 | Treamelle Taylor, Nevada (Montana) | Oct. 14, 1989 |
| 294 | Jerry Rice, Mississippi Val. (Kentucky St.) | Sept. 1, 1984 |
| 294 | Michael Caputo, St. Francis (Pa.) (Sacred Heart) | Oct. 29, 2005 |
| 292 | Laurent Robinson, Illinois St. (Indiana St.) | Nov. 12, 2005 |

ANNUAL CHAMPIONS

| Year | Player, Team | Class | G | Rec. | Avg. | Yards | TD |
|------|----------------------------------|-------|----|------|------|-------|-----|
| 1978 | Dan Ross, Northeastern | Sr. | 11 | 68 | 6.2 | 988 | 7 |
| 1979 | Stuart Gaussoin, Portland St. | Jr. | 9 | 90 | 10.0 | 1,132 | 8 |
| 1980 | Kenny Johnson, Portland St. | So. | 11 | 72 | 6.5 | 1,011 | 11 |
| 1981 | Ken Harvey, UNI | Sr. | 11 | 78 | 7.1 | 1,161 | 15 |
| 1982 | Don Lewis, Columbia | Jr. | 10 | 84 | 8.4 | 1,000 | 6 |
| 1983 | Jerry Rice, Mississippi Val. | Jr. | 10 | 102 | 10.2 | 1,450 | 14 |
| 1984 | Jerry Rice, Mississippi Val. | Sr. | 10 | 103 | 10.3 | 1,682 | *27 |
| 1985 | Brian Forster, Rhode Island (TE) | Jr. | 10 | 115 | 11.5 | 1,617 | 12 |
| 1986 | Donald Narcisse, Texas Southern | Sr. | 11 | 88 | 8.0 | 1,074 | 15 |
| 1987 | Mike Barber, Marshall | Jr. | 11 | 78 | 7.1 | 1,237 | 7 |

| Year | Player, Team | Class | G | Rec. | Avg. | Yards | TD |
|------|----------------------------------|-------|----|------|------|-------|----|
| | Gordie Lockbaum, Holy Cross (RB) | Sr. | 11 | 78 | 7.1 | 1,152 | 9 |
| 1988 | Glenn Antrum, Connecticut | Sr. | 11 | 77 | 7.0 | 1,130 | 7 |
| 1989 | Peter Macon, Weber St. | Sr. | 11 | 92 | 8.4 | 1,047 | 6 |

Beginning in 1990, ranked on both per-game catches and yards per game

PER-GAME RECEPTIONS

| Year | Player, Team | Class | G | Rec. | Avg. | Yards | TD |
|------|-----------------------------------|-------|----|------|-------|-------|----|
| 1990 | Kasey Dunn, Idaho | Jr. | 11 | 88 | 8.0 | 1,164 | 7 |
| 1991 | Alfred Pupunu, Weber St. (TE) | Sr. | 11 | 93 | 8.5 | 1,204 | 12 |
| 1992 | Glenn Krupa, Southeast Mo. St. | Sr. | 11 | 77 | 7.0 | 773 | 4 |
| 1993 | Dave Cecchini, Lehigh | Sr. | 11 | 88 | 8.0 | 1,318 | 16 |
| 1994 | Jeff Johnson, East Tenn. St. | Sr. | 9 | 73 | 8.1 | 857 | 8 |
| 1995 | Ed Mantie, Boston U. | Sr. | 11 | 81 | 7.4 | 943 | 1 |
| 1996 | David Romines, Cal St. Northridge | Sr. | 10 | 87 | 8.7 | 1,300 | 12 |
| 1997 | Eric Krawczyk, Cornell | Sr. | 10 | 89 | 8.9 | 1,042 | 11 |
| 1998 | Jaquay Nunnally, Florida A&M | So. | 11 | 93 | 8.5 | 1,316 | 12 |
| 1999 | Murle Sango, Villanova | So. | 11 | 98 | 8.9 | 1,064 | 10 |
| 2000 | Stephen Campbell, Brown | Sr. | 10 | *120 | *12.0 | 1,332 | 11 |
| 2001 | Drew Amerson, Cal St. Northridge | Jr. | 10 | 97 | 9.7 | 1,244 | 5 |
| 2002 | Chas Gessner, Brown | Sr. | 10 | 114 | 11.4 | 1,166 | 11 |
| 2003 | Javarus Dudley, Fordham | Sr. | 12 | 101 | 8.4 | 1,439 | 14 |
| 2004 | DaVon Fowlkes, Appalachian St. | Sr. | 11 | 103 | 9.4 | 1,618 | 14 |
| 2005 | Michael Caputo, St. Francis (Pa.) | Jr. | 11 | 92 | 8.4 | 1,433 | 12 |

YARDS PER GAME

| Year | Player, Team | Class | G | Rec. | Yards | Avg. | TD |
|------|--------------------------------|-------|----|------|--------|--------|----|
| 1990 | Kasey Dunn, Idaho | Jr. | 11 | 88 | 1,164 | 105.8 | 7 |
| 1991 | Mark Didio, Connecticut | Sr. | 11 | 88 | 1,354 | 123.1 | 8 |
| 1992 | Jason Cristino, Lehigh | Sr. | 11 | 65 | 1,282 | 116.5 | 9 |
| 1993 | Dave Cecchini, Lehigh | Sr. | 11 | 88 | 1,318 | 119.8 | 16 |
| 1994 | Mark Orlando, Towson | Sr. | 9 | 55 | 1,223 | 135.9 | 12 |
| 1995 | Dedric Ward, UNI | Jr. | 10 | 44 | 1,164 | 116.4 | 12 |
| 1996 | Joe Douglass, Montana | Sr. | 11 | 82 | 1,469 | 133.6 | 18 |
| 1997 | Sean Morey, Brown | Jr. | 10 | 73 | 1,427 | 142.7 | 15 |
| 1998 | Eddie Conti, Delaware | Sr. | 11 | 91 | *1,712 | *155.6 | 10 |
| 1999 | Cornell Craig, Southern Ill. | Sr. | 11 | 77 | 1,419 | 129.0 | 15 |
| 2000 | Stephen Campbell, Brown | Sr. | 10 | *120 | 1,332 | 133.2 | 11 |
| 2001 | Chas Gessner, Brown | Jr. | 9 | 83 | 1,182 | 131.3 | 12 |
| 2002 | Tramon Douglas, Grambling | Jr. | 12 | 92 | 1,704 | 142.0 | 18 |
| 2003 | Efrem Hill, Samford | Jr. | 11 | 92 | 1,387 | 126.1 | 15 |
| 2004 | DaVon Fowlkes, Appalachian St. | Sr. | 11 | 103 | 1,618 | 147.1 | 14 |
| 2005 | Laurent Robinson, Illinois St. | Jr. | 11 | 86 | 1,465 | 133.2 | 12 |

*Record.



Illinois State's Laurent Robinson grabs one of his 86 receptions in 2005. Robinson topped Division I-AA in receiving yards per game with 133.2.

Illinois State Sports Information

Scoring

CAREER POINTS PER GAME

(Minimum 225 Points; Player must have concluded his career)

| Player, Team | Years | G | TD | Pts. | Extra Pts. | |
|-------------------------------|----------------|----|-----|------|------------|------|
| | | | | | Scored | FG |
| Adrian Peterson, Ga. Southern | 1998-01 | 42 | 87 | 2 | 0 | 524 |
| Brian Westbrook, Villanova | 1997-98, 00-01 | 44 | *89 | 10 | 0 | *544 |
| Aaron Stecker, Western Ill. | 1997-98 | 20 | 39 | 0 | 0 | 234 |

| Player, Team | Years | G | Extra Pts. | | | Pts. | Pt. PG |
|-----------------------------------|-------------|----|------------|--------|-----|------|--------|
| | | | TD | Scored | FG | | |
| Gary Jones, Albany (N.Y.) | 2002-03 | 23 | 42 | 0 | 0 | 252 | 11.0 |
| Nick Hartigan, Brown | 2003-05 | 30 | 54 | 0 | 0 | 324 | 10.8 |
| Keith Elias, Princeton | 1991-93 | 30 | 52 | 8 | 0 | 320 | 10.7 |
| Jesse Chatman, Eastern Wash. | 1999-01 | 31 | 53 | 4 | 0 | 322 | 10.4 |
| David Dinkins, Morehead St. | 1997-00 | 37 | 63 | 6 | 0 | 384 | 10.4 |
| Archie Amerson, Northern Ariz. | 1995-96 | 22 | 38 | 0 | 0 | 228 | 10.4 |
| Jerry Azumah, New Hampshire | 1995-98 | 41 | 69 | 4 | 0 | 418 | 10.2 |
| Michael Hicks, South Carolina St. | 1993-95 | 32 | 52 | 4 | 0 | 316 | 9.9 |
| Matt Cannon, Southern Utah | 1997-00 | 44 | 69 | 6 | 0 | 420 | 9.5 |
| Chaz Williams, Ga. Southern | 2001-04 | 40 | 62 | 2 | 0 | 374 | 9.4 |
| Elroy Harris, Eastern Ky. | 1985, 87-88 | 31 | 47 | 6 | 0 | 288 | 9.3 |
| Charles Dunn, Portland St. | 1998-00 | 33 | 51 | 0 | 0 | 306 | 9.3 |
| Joel Sigel, Portland St. | 1978-80 | 30 | 46 | 2 | 0 | 278 | 9.3 |
| Tony Zendejas, Nevada | 1981-83 | 33 | 0 | 90 | 70 | 300 | 9.1 |
| Gerald Harris, Ga. Southern | 1984-86 | 31 | 45 | 2 | 0 | 272 | 8.8 |
| Marty Zendejas, Nevada | 1984-87 | 44 | 0 | 169 | *72 | 385 | 8.8 |
| Charvez Foger, Nevada | 1985-88 | 42 | 60 | 2 | 0 | 362 | 8.6 |
| Paul Lewis, Boston U. | 1981-84 | 37 | 51 | 2 | 0 | 308 | 8.3 |
| Sherriden May, Idaho | 1991-94 | 44 | 61 | 0 | 0 | 366 | 8.3 |
| Judd Garrett, Princeton | 1987-89 | 30 | 41 | 2 | 0 | 248 | 8.3 |
| Andre Garron, New Hampshire | 1982-85 | 30 | 41 | 0 | 0 | 246 | 8.2 |
| Kenny Gamble, Colgate | 1984-87 | 42 | 57 | 0 | 0 | 342 | 8.1 |
| Rene Ingoglia, Massachusetts | 1992-95 | 41 | 55 | 2 | 0 | 332 | 8.1 |
| Reggie Greene, Siena | 1994-97 | 36 | 48 | 2 | 0 | 290 | 8.1 |
| Rick Sarille, Wagner | \$1995-99 | 41 | 55 | 4 | 0 | 334 | 8.1 |
| Charles Roberts, Sacramento St. | 1997-00 | 44 | 57 | 10 | 0 | 352 | 8.0 |

*Record. \$See page 10 for explanation.

SEASON POINTS PER GAME

| Player, Team | Year | G | Extra Pts. | | | Pts. | Pt. PG |
|--------------------------------|-------|----|------------|--------|----|------|--------|
| | | | TD | Scored | FG | | |
| Jerry Rice, Mississippi Val. | ↑1984 | 10 | 27 | 0 | 0 | 162 | 16.2 |
| Brian Westbrook, Villanova | ↑2001 | 11 | *29 | 2 | 0 | *176 | 16.0 |
| Adrian Peterson, Ga. Southern | ↑1999 | 11 | *29 | 0 | 0 | 174 | 15.8 |
| Montrell Coley, Hampton | ↑2000 | 11 | 28 | 4 | 0 | 172 | 15.6 |
| Jesse Chatman, Eastern Wash. | 2001 | 11 | 28 | 4 | 0 | 172 | 15.6 |
| Geoff Mitchell, Weber St. | ↑1991 | 11 | 28 | 2 | 0 | 170 | 15.5 |
| Brian Westbrook, Villanova | ↑1998 | 11 | 26 | 4 | 0 | 160 | 14.6 |
| Tony Vinson, Towson | ↑1993 | 10 | 24 | 0 | 0 | 144 | 14.4 |
| David Dinkins, Morehead St. | 2000 | 9 | 21 | 2 | 0 | 128 | 14.2 |
| Archie Amerson, Northern Ariz. | ↑1996 | 11 | 26 | 0 | 0 | 156 | 14.2 |
| Adrian Peterson, Ga. Southern | 1998 | 11 | 26 | 0 | 0 | 156 | 14.2 |
| Ronald Jean, Lehigh | 1999 | 11 | 26 | 0 | 0 | 156 | 14.2 |
| Sherriden May, Idaho | ↑1992 | 11 | 25 | 0 | 0 | 150 | 13.6 |
| Aaron Stecker, Western Ill. | ↑1997 | 11 | 25 | 0 | 0 | 150 | 13.6 |
| Chris Reed, Monmouth | 1998 | 10 | 22 | 0 | 0 | 132 | 13.2 |
| Keith Elias, Princeton | 1993 | 10 | 21 | 4 | 0 | 130 | 13.0 |
| Elroy Harris, Eastern Ky. | ↑1988 | 10 | 21 | 2 | 0 | 128 | 12.8 |
| Jerry Azumah, New Hampshire | 1998 | 11 | 23 | 2 | 0 | 140 | 12.7 |
| Jessie Burton, McNeese St. | 1998 | 9 | 19 | 0 | 0 | 114 | 12.7 |
| Chaz Williams, Ga. Southern | ↑2004 | 12 | 25 | 2 | 0 | 152 | 12.7 |

*Record. †National champion.

CAREER POINTS

(Non-Kickers)

| Player, Team | Years | TD | Extra Pts. | | Pts. |
|----------------------------------|----------------|-----|------------|----|------|
| | | | Scored | FG | |
| Brian Westbrook, Villanova | 1997-98, 00-01 | *89 | 10 | | 544 |
| Adrian Peterson, Ga. Southern | 1998-01 | 87 | 2 | | 524 |
| Matt Cannon (QB), Southern Utah | 1997-00 | 69 | 6 | | 420 |
| Jerry Azumah, New Hampshire | 1995-98 | 69 | 4 | | 418 |
| David Dinkins, Morehead St. | 1997-00 | 63 | 6 | | 384 |
| Chaz Williams (QB), Ga. Southern | 2001-04 | 62 | 2 | | 374 |
| Sherriden May, Idaho | 1991-94 | 61 | 0 | | 366 |
| Charvez Foger, Nevada | 1985-88 | 60 | 2 | | 362 |
| Charles Roberts, Sacramento St. | 1997-00 | 57 | 10 | | 352 |
| Kenny Gamble, Colgate | 1984-87 | 57 | 0 | | 342 |
| Rick Sarille, Wagner | \$1995-99 | 55 | 4 | | 334 |
| Rene Ingoglia, Massachusetts | 1992-95 | 55 | 2 | | 332 |
| Travis Glasford, Western Ill. | 2002-05 | 55 | 2 | | 332 |
| Montrell Coley, Hampton | 1997-00 | 53 | 8 | | 326 |
| Joe McCourt, Lafayette | 2001-04 | 54 | 2 | | 326 |
| Eric Kimble, Eastern Wash. | 2002-05 | 54 | 2 | | 326 |
| Marcel Shipp, Massachusetts | 1997-00 | 54 | 0 | | 324 |
| Nick Hartigan, Brown | 2003-05 | 54 | 0 | | 324 |
| Markus Thomas, Eastern Ky. | 1989-92 | 53 | 4 | | 322 |
| Jesse Chatman, Eastern Wash. | 1999-01 | 53 | 4 | | 322 |
| Keith Elias, Princeton | 1991-93 | 52 | 8 | | 320 |

*Record. \$See page 10 for explanation.

CAREER POINTS

(Kickers)

| Player, Team | Years | PAT | | FG | | Pts. |
|---------------------------------|-------------|------|------|------|------|------|
| | | Amt. | % | Amt. | % | |
| Chris Snyder, Montana | 2000-03 | *182 | 187 | 70 | *105 | ^394 |
| Marty Zendejas, Nevada | 1984-87 | 169 | 175 | *72 | 90 | 385 |
| Greg Kuehn, William & Mary | 2002-05 | 166 | 171 | 59 | 89 | 343 |
| Justin Langan, Western Ill. | 2001-04 | 174 | 182 | 53 | 78 | @335 |
| Dave Ettinger, Hofstra | 1994-97 | 140 | 155 | 62 | 93 | 326 |
| Brian Morgan, Grambling | 2001-04 | 174 | *197 | 50 | 87 | 324 |
| Brian Mitchell, Marshall/UNI | 1987, 89-91 | 130 | 131 | 64 | 81 | 322 |
| Scott Shields, Weber St. | 1995-98 | 109 | 118 | 67 | 90 | #322 |
| Thayne Doyle, Idaho | 1988-91 | 160 | 174 | 49 | 75 | 307 |
| Miro Kesic, Northeastern | 2002-05 | 162 | 168 | 48 | 71 | 306 |
| Jose Larios, McNeese St. | 1992-95 | 133 | 136 | 57 | 89 | 304 |
| Kirk Roach, Western Caro. | 1984-87 | 89 | 91 | 71 | 102 | 302 |
| Tim Foley, Ga. Southern | 1984-87 | 151 | 156 | 50 | 62 | 301 |
| Tony Zendejas, Nevada | 1981-83 | 90 | 96 | 70 | 86 | 300 |
| Dewey Klein, Marshall | 1988-91 | 156 | 165 | 48 | 66 | 300 |
| Chris Onorato, Hofstra | 2001-04 | 145 | 153 | 50 | 77 | 295 |
| Connor McCormick, New Hampshire | 2002-05 | 174 | 185 | 40 | 61 | 294 |
| Jeff Wilkins, Youngstown St. | 1990-93 | 134 | 136 | 50 | 73 | 286 |
| Danny Marshall, Furman | 2000-03 | 149 | 157 | 45 | 57 | 284 |
| Garth Petrilli, Middle Tenn. | 1991-94 | 166 | 170 | 38 | 60 | 280 |

*Record. #Includes 2 TDs. ^Includes one two-point conversion made in two attempts. @Includes one two-point conversion made in one attempt.

SEASON POINTS

| Player, Team | Year | Extra Pts. | | | Pts. |
|--------------------------------|-------|------------|--------|----|------|
| | | TD | Scored | FG | |
| Brian Westbrook, Villanova | ↑2001 | *29 | 2 | 0 | 176 |
| Adrian Peterson, Ga. Southern | ↑1999 | *29 | 0 | 0 | 174 |
| Jamaal Branch, Colgate | 2003 | *29 | 0 | 0 | 174 |
| Montrell Coley, Hampton | ↑2000 | 28 | 4 | 0 | 172 |
| Jesse Chatman, Eastern Wash. | 2001 | 28 | 4 | 0 | 172 |
| Geoff Mitchell, Weber St. | ↑1991 | 28 | 2 | 0 | 170 |
| Jerry Rice, Mississippi Val. | ↑1984 | 27 | 0 | 0 | 162 |
| Chaz Williams, Ga. Southern | 2002 | 27 | 0 | 0 | 162 |
| Brian Westbrook, Villanova | ↑1998 | 26 | 4 | 0 | 160 |
| Archie Amerson, Northern Ariz. | ↑1996 | 26 | 0 | 0 | 156 |
| Adrian Peterson, Ga. Southern | 1998 | 26 | 0 | 0 | 156 |
| Ronald Jean, Lehigh | 1999 | 26 | 0 | 0 | 156 |
| Chaz Williams, Ga. Southern | ↑2004 | 25 | 2 | 0 | 152 |
| Sherriden May, Idaho | ↑1992 | 25 | 0 | 0 | 150 |
| Aaron Stecker, Western Ill. | ↑1997 | 25 | 0 | 0 | 150 |
| Tony Vinson, Towson | ↑1993 | 24 | 0 | 0 | 144 |
| T.J. Stallings, Morgan St. | ↑2002 | 23 | 6 | 0 | 144 |
| David Ball, New Hampshire | 2005 | 24 | 0 | 0 | 144 |
| Jerry Azumah, New Hampshire | 1998 | 23 | 2 | 0 | 140 |
| Rob Giancola, Valparaiso | 2003 | 23 | 2 | 0 | 140 |

*Record. †National champion.

ANNUAL CHAMPIONS

| Year | Player, Team | Class | G | TD | Extra Pts. | | | Avg. |
|------|-----------------------------------|-------|----|-----|------------|----|------|-------|
| | | | | | Scored | FG | Pts. | |
| 1978 | Frank Hawkins, Nevada | So. | 10 | 17 | 0 | 0 | 102 | 10.2 |
| 1979 | Joel Sigel, Portland St. | Jr. | 10 | 16 | 0 | 0 | 96 | 9.6 |
| 1980 | Ken Jenkins, Bucknell | Jr. | 10 | 16 | 0 | 0 | 96 | 9.6 |
| 1981 | Paris Wicks, Youngstown St. | Jr. | 11 | 17 | 2 | 0 | 104 | 9.5 |
| 1982 | Paul Lewis, Boston U. | So. | 10 | 18 | 0 | 0 | 108 | 10.8 |
| 1983 | Rich Erenberg, Colgate | Sr. | 11 | 21 | 10 | 0 | 136 | 12.4 |
| 1984 | Jerry Rice, Mississippi Val. | Sr. | 10 | 27 | 0 | 0 | 162 | *16.2 |
| 1985 | Charvez Foger, Nevada | Fr. | 10 | 18 | 0 | 0 | 108 | 10.8 |
| 1986 | Gordie Lockbaum, Holy Cross | Jr. | 11 | 22 | 0 | 0 | 132 | 12.0 |
| 1987 | Sean Sanders, Weber St. | Sr. | 10 | 21 | 0 | 0 | 126 | 12.6 |
| 1988 | Elroy Harris, Eastern Ky. | Jr. | 10 | 21 | 2 | 0 | 128 | 12.8 |
| 1989 | Carl Smith, Maine | So. | 11 | 20 | 0 | 0 | 120 | 10.9 |
| 1990 | Barry Bourassa, New Hampshire | So. | 9 | 16 | 0 | 0 | 96 | 10.7 |
| 1991 | Geoff Mitchell, Weber St. | Sr. | 11 | 28 | 2 | 0 | 170 | 15.5 |
| 1992 | Sherriden May, Idaho | So. | 11 | 25 | 0 | 0 | 150 | 13.6 |
| 1993 | Tony Vinson, Towson | Sr. | 10 | 24 | 0 | 0 | 144 | 14.4 |
| 1994 | Michael Hicks, South Carolina St. | Jr. | 11 | 22 | 0 | 0 | 132 | 12.0 |
| 1995 | Alcede Surtain, Alabama St. | Sr. | 11 | 21 | 6 | 0 | 132 | 12.0 |
| 1996 | Tim Hall, Robert Morris | Sr. | 10 | 20 | 0 | 0 | 120 | 12.0 |
| 1996 | Archie Amerson, Northern Ariz. | Sr. | 11 | 26 | 0 | 0 | 156 | 14.2 |
| 1997 | Aaron Stecker, Western Ill. | Jr. | 11 | 25 | 0 | 0 | 150 | 13.6 |
| 1998 | Brian Westbrook, Villanova | So. | 11 | 26 | 4 | 0 | 160 | 14.6 |
| 1999 | Adrian Peterson, Ga. Southern | So. | 11 | *29 | 0 | 0 | 174 | 15.8 |
| 2000 | Montrell Coley, Hampton | Sr. | 11 | 28 | 4 | 0 | 172 | 15.6 |
| 2001 | Brian Westbrook, Villanova | Sr. | 11 | *29 | 2 | 0 | *176 | 16.0 |
| 2002 | T.J. Stallings, Morgan St. | Sr. | 12 | 23 | 6 | 0 | 144 | 12.0 |
| 2002 | Dale Jennings, Butler | Sr. | 10 | 20 | 0 | 0 | 120 | 12.0 |
| 2003 | Evan Harney, San Diego | Fr. | 10 | 20 | 2 | 0 | 122 | 12.2 |

DIVISION I-AA

| Year | Player, Team | Class | G | TD | Extra Pts. Scored | FG | Pts. | Avg. |
|------|-----------------------------|-------|----|----|-------------------|----|------|------|
| 2004 | Chaz Williams, Ga. Southern | Sr. | 12 | 25 | 2 | 0 | 152 | 12.7 |
| 2005 | Nick Hartigan, Brown | Sr. | 10 | 21 | 0 | 0 | 126 | 12.6 |

*Record.

Interceptions

CAREER INTERCEPTIONS

| Player, Team | Years | No. | Yards | Avg. |
|----------------------------------|---------|-----|-------|------|
| Rashean Mathis, Bethune-Cookman | 1999-02 | 31 | *682 | 22.0 |
| Dave Murphy, Holy Cross | 1986-89 | 28 | 309 | 11.0 |
| Leigh Bodden, Duquesne | 1999-02 | 28 | 297 | 10.6 |
| Cedric Walker, Stephen F. Austin | 1990-93 | 25 | 230 | 9.2 |
| Issiac Holt, Alcorn St. | 1981-84 | 24 | 319 | 13.3 |
| Bill McGovern, Holy Cross | 1981-84 | 24 | 168 | 7.0 |
| Darren Sharper, William & Mary | 1993-96 | 24 | 488 | 20.3 |
| Mike Prior, Illinois St. | 1981-84 | 23 | 211 | 9.2 |
| Kevin Smith, Rhode Island | 1987-90 | 23 | 287 | 12.5 |
| William Carroll, Florida A&M | 1989-92 | 23 | 328 | 14.3 |
| Adrian Smith, Missouri St. | 1990-93 | 23 | 219 | 9.5 |
| Scott Shields, Weber St. | 1995-98 | 23 | 278 | 12.1 |
| Dean Cain, Princeton | 1985-87 | 22 | 203 | 9.2 |
| Derrick Harris, East Tenn. St. | 1986-89 | 22 | 453 | 20.6 |
| Frank Robinson, Boise St. | 1988-91 | 22 | 203 | 9.2 |
| Dave Roberts, Youngstown St. | 1989-92 | 22 | 131 | 6.0 |
| Morgan Ryan, Montana St. | 1990-93 | 22 | 245 | 11.1 |
| Chris Helon, Boston U. | 1991-94 | 22 | 110 | 5.0 |
| Robert Taylor, Tennessee Tech | 1993-96 | 22 | 267 | 12.1 |
| George Floyd, Eastern Ky. | 1978-81 | 21 | 318 | 15.1 |
| Greg Greely, Nicholls St. | 1981-84 | 21 | 218 | 10.4 |
| Chris Demarest, Northeastern | 1984-87 | 21 | 255 | 12.1 |
| Mark Seals, Boston U. | 1985-88 | 21 | 169 | 8.0 |
| Jeff Smith, Illinois St. | 1985-88 | 21 | 152 | 7.2 |
| Kevin Dent, Jackson St. | 1985-88 | 21 | 280 | 13.3 |
| Brian Randall, Delaware St. | 1990-93 | 21 | 367 | 17.4 |
| Derek Carter, Maine | 1994-97 | 21 | 301 | 14.3 |
| Paul Serie, Siena | 1995-98 | 21 | 107 | 5.1 |
| Steve Dogmanits, Fairfield | 1997-00 | 21 | 231 | 11.0 |
| Tyrone Parsons, Alcorn St. | 2000-03 | 21 | 270 | 12.9 |

*Record.

SEASON INTERCEPTIONS

| Player, Team | Year | No. | Yards |
|----------------------------------|-------|-----|-------|
| Rashean Mathis, Bethune-Cookman | †2002 | 14 | *455 |
| Dean Cain, Princeton | †1987 | 12 | 98 |
| Anthony Young, Jackson St. | †1978 | 11 | 108 |
| Everson Walls, Grambling | †1980 | 11 | 145 |
| Bill McGovern, Holy Cross | †1984 | 11 | 102 |
| Claude Pettaway, Maine | †1990 | 11 | 161 |
| Aeneas Williams, Southern U. | †1990 | 11 | 173 |
| Rashean Mathis, Bethune-Cookman | 2000 | 11 | 157 |
| Steve Dogmanits, Fairfield | †2000 | 11 | 113 |
| Jon Ambrose, St. Peter's | †2001 | 11 | 222 |
| Bob Mahr, Lafayette | 1981 | 10 | 48 |
| Mike Genetti, Northeastern | †1981 | 10 | 144 |
| George Schmitt, Delaware | †1982 | 10 | 186 |
| Mike Armentrout, Missouri St. | †1983 | 10 | 42 |
| Anthony Anderson, Grambling | †1986 | 10 | 37 |
| Kevin Dent, Jackson St. | †1986 | 10 | 192 |
| Eric Thompson, New Hampshire | †1986 | 10 | 94 |
| Chris Demarest, Northeastern | 1987 | 10 | 129 |
| Cedric Walker, Stephen F. Austin | 1990 | 10 | 11 |
| Chris Helon, Boston U. | †1993 | 10 | 42 |
| Scott Shields, Weber St. | 1996 | 10 | 101 |
| Darren Sharper, William & Mary | 1996 | 10 | 228 |

*Record. †National champion. ‡National championship shared.

ANNUAL CHAMPIONS

(Ranked on Per-Game Average)

| Year | Player, Team | Class | G | No. | Avg. | Yards |
|------|-------------------------------|-------|----|-----|------|-------|
| 1978 | Anthony Young, Jackson St. | Sr. | 11 | 11 | 1.00 | 108 |
| 1979 | Neale Henderson, Southern U. | Sr. | 11 | 10 | 0.91 | 151 |
| 1980 | Everson Walls, Grambling | Sr. | 11 | 11 | 1.00 | 145 |
| 1981 | Mike Genetti, Northeastern | So. | 10 | 10 | 1.00 | 144 |
| 1982 | George Schmitt, Delaware | Sr. | 11 | 10 | 0.91 | 186 |
| 1983 | Mike Armentrout, Missouri St. | Jr. | 11 | 10 | 0.91 | 42 |
| 1984 | Bill McGovern, Holy Cross | Sr. | 11 | 11 | 1.00 | 102 |
| 1985 | Mike Cassidy, Rhode Island | Sr. | 10 | 9 | 0.90 | 169 |
| | George Duarte, Northern Ariz. | Jr. | 10 | 9 | 0.90 | 150 |
| 1986 | Kevin Dent, Jackson St. | So. | 11 | 10 | 0.91 | 192 |

| Year | Player, Team | Class | G | No. | Avg. | Yards |
|------|-----------------------------------|-------|----|-----|-------|-------|
| | Eric Thompson, New Hampshire | Sr. | 11 | 10 | 0.91 | 94 |
| | Anthony Anderson, Grambling | Sr. | 11 | 10 | 0.91 | 37 |
| 1987 | Dean Cain, Princeton | Sr. | 10 | 12 | *1.20 | 98 |
| 1988 | Kevin Smith, Rhode Island | So. | 10 | 9 | 0.90 | 94 |
| 1989 | Mike Babb, Weber St. | Sr. | 11 | 9 | 0.82 | 90 |
| 1990 | Aeneas Williams, Southern U. | Sr. | 11 | 11 | 1.00 | 173 |
| | Claude Pettaway, Maine | Sr. | 11 | 11 | 1.00 | 161 |
| 1991 | Warren McIntire, Delaware | Jr. | 11 | 9 | 0.82 | 208 |
| 1992 | Dave Roberts, Youngstown St. | Sr. | 11 | 9 | 0.82 | 39 |
| 1993 | Chris Helon, Boston U. | Jr. | 11 | 10 | 0.91 | 42 |
| 1994 | Joseph Vaughn, Cal St. Northridge | Sr. | 10 | 9 | 0.90 | 265 |
| | Brian Clark, Hofstra | Jr. | 10 | 9 | 0.90 | 56 |
| 1995 | Picasso Nelson, Jackson St. | Sr. | 9 | 8 | 0.89 | 101 |
| 1996 | Shane Hurd, Canisius | Jr. | 7 | 7 | 1.00 | 198 |
| 1997 | Roderic Parson, Brown | Sr. | 8 | 8 | 1.00 | 93 |
| 1998 | Ken Krapf, St. John's (N.Y.) | Jr. | 11 | 9 | 0.82 | 144 |
| | Eric Kenesie, Valparaiso | Jr. | 11 | 9 | 0.82 | 88 |
| 1999 | Ryan Crawford, Davidson | Jr. | 11 | 8 | 0.73 | 63 |
| 2000 | Steve Dogmanits, Fairfield | Sr. | 10 | 11 | 1.10 | 113 |
| 2001 | Jon Ambrose, St. Peter's | Jr. | 11 | 11 | 1.00 | 222 |
| 2002 | Rashean Mathis, Bethune-Cookman | Sr. | 13 | *14 | 1.08 | *455 |
| 2003 | Brandon Martin, Butler | Sr. | 11 | 8 | 0.73 | 76 |
| 2004 | Ahmad Treaudo, Southern U. | Sr. | 11 | 9 | 0.82 | 166 |
| 2005 | Jay McCareins, Princeton | Jr. | 10 | 9 | 0.90 | 236 |

*Record.

DEFENSIVE RECORDS

(Since 2000)

Total Tackles

CAREER TOTAL TACKLES PER GAME

(Min. 250 Total Tackles; Player must have concluded his career)

| Player, Team | Years | G | Solo | Ast. | Total | Avg. |
|-------------------------------|---------|----|------|------|-------|------|
| Josh Cain, Chattanooga | 2000-02 | 34 | 273 | 177 | 450 | 13.2 |
| Boomer Grigsby, Illinois St. | 2001-04 | 44 | *325 | 225 | *550 | 12.5 |
| Liam Ezekiel, Northeastern | 2001-04 | 44 | 218 | *271 | 489 | 11.1 |
| James Noel, Robert Morris | 2002-05 | 41 | 179 | 258 | 437 | 10.7 |
| Jordan Beck, Cal Poly | 2001-04 | 43 | 270 | 179 | 449 | 10.4 |
| Nick Ricks, Eastern Ill. | 2000-03 | 47 | 298 | 180 | 478 | 10.2 |
| Lee Russell, Western Ill. | 2000-03 | 48 | 317 | 163 | 480 | 10.0 |
| Matt Nelson, Wofford | 2000-03 | 47 | 296 | 156 | 452 | 9.6 |
| Erik Dandy, Western Ky. | 2000-03 | 45 | 241 | 183 | 424 | 9.4 |
| Henry Carter, Duquesne | 2002-05 | 43 | 207 | 187 | 394 | 9.2 |
| Stephen Cooper, Maine | 2000-02 | 33 | 199 | 101 | 300 | 9.1 |
| Dante Balestracci, Harvard | 2000-03 | 38 | 200 | 143 | 343 | 9.0 |
| Maurice Bennett, Lafayette | 2002-05 | 46 | 161 | 242 | 403 | 8.8 |
| Matt McFadden, Weber St. | 2000-03 | 41 | 152 | 198 | 350 | 8.5 |
| David Dugan, Holy Cross | 2000-02 | 33 | 140 | 125 | 265 | 8.0 |
| Anton McKenzie, Massachusetts | 2000-03 | 42 | 234 | 86 | 320 | 7.6 |
| Ryan Garrison, McNeese St. | 2000-03 | 52 | 236 | 155 | 391 | 7.5 |
| Casey Tierney, UNI | 2000-03 | 38 | 171 | 109 | 280 | 7.4 |
| Mark Kimener, Massachusetts | 2000-03 | 45 | 214 | 99 | 313 | 7.0 |

*Record.

SEASON TOTAL TACKLES PER GAME

| Player, Team | Year | G | Solo | Ast. | Total | Avg. |
|------------------------------------|-------|----|------|------|-------|------|
| Boomer Grigsby, Illinois St. | †2002 | 11 | 108 | 71 | 179 | 16.3 |
| Kevin Talley, Norfolk St. | †2003 | 12 | 75 | *120 | *195 | 16.3 |
| Josh Cain, Chattanooga | 2002 | 12 | *113 | 79 | 192 | 16.0 |
| Edgerton Hartwell, Western Ill. | †2000 | 11 | 107 | 62 | 169 | 15.4 |
| Kevin Talley, Norfolk St. | †2004 | 9 | 58 | 77 | 135 | 15.0 |
| Boomer Grigsby, Illinois St. | 2003 | 12 | 109 | 70 | 179 | 14.9 |
| Tim Johnson, Youngstown St. | 2000 | 11 | 83 | 80 | 163 | 14.8 |
| P.J. Jones, Missouri St. | †2001 | 11 | 66 | 95 | 161 | 14.6 |
| Derrick Lloyd, James Madison | 2001 | 11 | 94 | 63 | 157 | 14.3 |
| Dietrich Lapsley, Indiana St. | 2002 | 12 | 103 | 68 | 171 | 14.3 |
| Aden Smith, Stony Brook | 2002 | 10 | 57 | 83 | 140 | 14.0 |
| Bobby Rosenberg, St. John's (N.Y.) | 2002 | 10 | 80 | 60 | 140 | 14.0 |
| Chad Nkang, Elon | †2005 | 11 | 73 | 79 | 152 | 13.8 |
| Melvin Wisham, Western Ky. | 2000 | 11 | 92 | 58 | 150 | 13.6 |

*Record. †National champion.

CAREER TOTAL TACKLES

| Player, Team | Years | G | Solo | Ast. | Total |
|------------------------------|---------|----|------|------|-------|
| Boomer Grigsby, Illinois St. | 2001-04 | 44 | *325 | 225 | 550 |
| Liam Ezekiel, Northeastern | 2001-04 | 44 | 218 | *271 | 489 |
| Lee Russell, Western Ill. | 2000-03 | 48 | 317 | 163 | 480 |
| Nick Ricks, Eastern Ill. | 2000-03 | 47 | 298 | 180 | 478 |
| Matt Nelson, Wofford | 2000-03 | 47 | 296 | 156 | 452 |

| Player, Team | Years | G | Solo | Ast. | Total |
|-------------------------------|---------|----|------|------|-------|
| Josh Cain, Chattanooga | 2000-02 | 34 | 273 | 177 | 450 |
| Jordan Beck, Cal Poly | 2001-04 | 43 | 270 | 179 | 449 |
| James Noel, Robert Morris | 2002-05 | 41 | 179 | 258 | 437 |
| Erik Dandy, Western Ky. | 2000-03 | 45 | 241 | 183 | 424 |
| Charles Thompson, Western Ky. | 2001-04 | 49 | 208 | 203 | 411 |
| Maurice Bennett, Lafayette | 2002-05 | 46 | 161 | 242 | 403 |
| Henry Carter, Duquesne | 2002-05 | 43 | 207 | 187 | 394 |
| Ryan Garrison, McNeese St. | 2000-03 | 52 | 236 | 155 | 391 |
| Matt McFadden, Weber St. | 2000-03 | 41 | 152 | 198 | 350 |
| Sam Smalls, Appalachian St. | 2000-03 | 46 | 185 | 158 | 343 |
| Dante Balestracci, Harvard | 2000-03 | 38 | 200 | 143 | 343 |
| Anton McKenzie, Massachusetts | 2000-03 | 42 | 234 | 86 | 320 |
| Mark Kimener, Massachusetts | 2000-03 | 45 | 214 | 99 | 313 |
| Stephen Cooper, Maine | 2000-02 | 33 | 199 | 101 | 300 |

*Record.

SEASON TOTAL TACKLES

| Player, Team | Year | G | Solo | Ast. | Total |
|-----------------------------------|-------|----|------|------|-------|
| Kevin Talley, Norfolk St. | 2002 | 12 | *113 | 79 | 192 |
| Boomer Grigsby, Illinois St. | †2002 | 11 | 108 | 71 | 179 |
| Boomer Grigsby, Illinois St. | 2003 | 12 | 109 | 70 | 179 |
| Dietrich Lapsley, Indiana St. | 2002 | 12 | 103 | 68 | 171 |
| Edgerton Hartwell, Western Ill. | †2000 | 11 | 107 | 62 | 169 |
| Erik Dandy, Western Ky. | 2003 | 13 | 101 | 66 | 167 |
| Tim Johnson, Youngstown St. | 2000 | 11 | 83 | 80 | 163 |
| P.J. Jones, Missouri St. | †2001 | 11 | 66 | 95 | 161 |
| Dennard Melton, James Madison | 2003 | 12 | 101 | 60 | 161 |
| Charles Thompson, Western Ky. | 2002 | 15 | 93 | 66 | 159 |
| Kyle Shotwell, Cal Poly | 2005 | 13 | 84 | 74 | 158 |
| Derrick Lloyd, James Madison | 2001 | 11 | 94 | 63 | 157 |
| Cornell Middlebrook, Western Ill. | 2002 | 13 | 101 | 53 | 154 |
| Chad Nkang, Elon | †2005 | 11 | 73 | 79 | 152 |
| Melvin Wisham, Western Ky. | 2000 | 11 | 92 | 58 | 150 |

*Record. †National champion.

SINGLE-GAME TOTAL TACKLES (Since 2000)

| Tackles | Player, Team (Opponent) | Date |
|---------|---|---------------|
| 26 | Boomer Grigsby, Illinois St. (Youngstown St.) | Nov. 9, 2002 |
| 25 | Tim Johnson, Youngstown St. (Hofstra) | Nov. 4, 2000 |
| 25 | Nick Ricks, Eastern Ill. (Eastern Ky.) | Oct. 12, 2002 |
| 25 | Kevin Talley, Norfolk St. (N.C. A&T) | Oct. 4, 2003 |
| 25 | Chad Nkang, Elon (Chattanooga) | Oct. 15, 2005 |
| 24 | Neil Morrissey, Cornell (Colgate) | Oct. 4, 2003 |
| 23 | Marty Magerko, William & Mary (Rhode Island) | Oct. 13, 2001 |
| 23 | Matt McFadden, Weber St. (Idaho St.) | Oct. 27, 2001 |
| 23 | Andrew Clarke, Georgetown (Colgate) | Nov. 16, 2002 |
| 23 | Jordan Beck, Cal Poly (Montana) | Oct. 4, 2003 |
| 22 | Adam Vogt, UNI (Youngstown St.) | Oct. 14, 2000 |
| 22 | Liam Ezekiel, Northeastern (Delaware) | Oct. 5, 2002 |
| 22 | Dietrich Lapsley, Indiana St. (Missouri St.) | Oct. 12, 2002 |
| 22 | Jordan Beck, Cal Poly (Eastern Wash.) | Nov. 6, 2004 |
| 21 | Boomer Grigsby, Illinois St. (UNI) | Oct. 4, 2003 |
| 21 | Kevin Talley, Norfolk St. (Hampton) | Oct. 18, 2003 |
| 21 | Erik Dandy, Western Ky. (Illinois St.) | Oct. 18, 2003 |
| 21 | Karl Maslowski, Western Ky. (Illinois St.) | Oct. 18, 2003 |
| 21 | Kane Ioane, Montana St. (Northern Ariz.) | Oct. 25, 2003 |
| 21 | Dennard Melton, James Madison (Northeastern) | Nov. 22, 2003 |
| 21 | Dan Adams, Holy Cross (Colgate) | Oct. 22, 2005 |



Elon's Chad Nkang led Division I-AA in total tackles per game with an average of 13.8 a year ago. His 25 total tackles against Chattanooga October 15 was the division's single-game high for 2005.

ANNUAL CHAMPIONS

| Year | Player, Team | Class | G | Solo | Ast. | Total | Avg. |
|------|---------------------------------|-------|----|------|------|-------|-------|
| 2000 | Edgerton Hartwell, Western Ill. | Sr. | 11 | 107 | 62 | 169 | 15.4 |
| 2001 | P.J. Jones, Missouri St. | Sr. | 11 | 66 | 95 | 161 | 14.6 |
| 2002 | Boomer Grigsby, Illinois St. | So. | 11 | 108 | 71 | 179 | *16.3 |
| 2003 | Kevin Talley, Norfolk St. | Jr. | 12 | 75* | 120* | *195* | *16.3 |
| 2004 | Kevin Talley, Norfolk St. | Sr. | 9 | 58 | 77 | 135 | 15.0 |
| 2005 | Chad Nkang, Elon | Jr. | 11 | 73 | 79 | 152 | 13.8 |

*Record.

Solo Tackles

CAREER SOLO TACKLES PER GAME

(Min. 200 Solo Tackles; Player must have concluded his career)

| Player, Team | Years | G | Solo | Avg. |
|-------------------------------|---------|----|------|------|
| Josh Cain, Chattanooga | 2000-02 | 34 | 273 | 8.0 |
| Boomer Grigsby, Illinois St. | 2001-04 | 44 | *325 | 7.4 |
| Lee Russell, Western Ill. | 2000-03 | 48 | 317 | 6.6 |
| Nick Ricks, Eastern Ill. | 2000-03 | 47 | 298 | 6.3 |
| Matt Nelson, Wofford | 2000-03 | 47 | 296 | 6.3 |
| Jordan Beck, Cal Poly | 2001-04 | 43 | 270 | 6.3 |
| Anton McKenzie, Massachusetts | 2000-03 | 42 | 234 | 5.6 |
| Erik Dandy, Western Ky. | 2000-03 | 45 | 241 | 5.4 |
| Dante Balestracci, Harvard | 2000-03 | 38 | 200 | 5.3 |
| Liam Ezekiel, Northeastern | 2001-04 | 44 | 218 | 5.0 |
| Henry Carter, Duquesne | 2002-05 | 43 | 207 | 4.8 |
| Mark Kimener, Massachusetts | 2000-03 | 45 | 214 | 4.8 |
| Ryan Garrison, McNeese St. | 2000-03 | 52 | 236 | 4.5 |

*Record.

SEASON SOLO TACKLES PER GAME

| Player, Team | Year | G | Solo | Avg. |
|---------------------------------|-------|----|------|------|
| Boomer Grigsby, Illinois St. | †2002 | 11 | 108 | 9.82 |
| Edgerton Hartwell, Western Ill. | 2000 | 11 | 107 | 9.73 |
| Josh Cain, Chattanooga | 2002 | 12 | *113 | 9.42 |
| Brian Hulea, Villanova | †2003 | 11 | 101 | 9.18 |
| Boomer Grigsby, Illinois St. | 2003 | 12 | 109 | 9.08 |
| Derick Pack, James Madison | 2000 | 11 | 97 | 8.82 |
| Jordan Beck, Cal Poly | †2004 | 11 | 97 | 8.82 |
| Dietrich Lapsley, Indiana St. | 2002 | 12 | 103 | 8.58 |
| Derrick Lloyd, James Madison | †2001 | 11 | 94 | 8.55 |
| Nick Ricks, Eastern Ill. | 2001 | 10 | 85 | 8.50 |
| Dennard Melton, James Madison | 2003 | 12 | 101 | 8.42 |
| Melvin Wisham, Western Ky. | 2000 | 11 | 92 | 8.36 |
| Dan Adams, Holy Cross | †2005 | 11 | 91 | 8.27 |
| Nick Ricks, Eastern Ill. | 2002 | 12 | 98 | 8.17 |

*Record. †National champion.

CAREER SOLO TACKLES

| Player, Team | Years | G | Solo |
|-------------------------------|---------|----|------|
| Boomer Grigsby, Illinois St. | 2001-04 | 44 | 325 |
| Lee Russell, Western Ill. | 2000-03 | 48 | 317 |
| Nick Ricks, Eastern Ill. | 2000-03 | 47 | 298 |
| Matt Nelson, Wofford | 2000-03 | 47 | 296 |
| Josh Cain, Chattanooga | 2000-02 | 34 | 273 |
| Jordan Beck, Cal Poly | 2001-04 | 43 | 270 |
| Erik Dandy, Western Ky. | 2000-03 | 45 | 241 |
| Ryan Garrison, McNeese St. | 2000-03 | 52 | 236 |
| Anton McKenzie, Massachusetts | 2000-03 | 42 | 234 |
| Liam Ezekiel, Northeastern | 2001-04 | 44 | 218 |
| Mark Kimener, Massachusetts | 2000-03 | 45 | 214 |
| Charles Thompson, Western Ky. | 2001-04 | 49 | 208 |
| Henry Carter, Duquesne | 2002-05 | 43 | 207 |
| Dante Balestracci, Harvard | 2000-03 | 38 | 200 |
| Stephen Cooper, Maine | 2000-02 | 33 | 199 |
| Sam Smalls, Appalachian St. | 2000-03 | 46 | 185 |
| Ben Koller, Holy Cross | 2000-03 | 38 | 174 |
| Casey Tierney, UNI | 2000-03 | 38 | 171 |
| Matt Mitchell, UNI | 2000-03 | 46 | 169 |

SEASON SOLO TACKLES

| Player, Team | Year | G | Solo |
|-----------------------------------|-------|----|------|
| Josh Cain, Chattanooga | 2002 | 12 | 113 |
| Boomer Grigsby, Illinois St. | 2003 | 12 | 109 |
| Boomer Grigsby, Illinois St. | †2002 | 11 | 108 |
| Edgerton Hartwell, Western Ill. | 2000 | 11 | 107 |
| Dietrich Lapsley, Indiana St. | 2002 | 12 | 103 |
| Lee Russell, Western Ill. | 2003 | 13 | 102 |
| Phil Archer, Western Ill. | 2003 | 13 | 102 |
| Cornell Middlebrook, Western Ill. | 2002 | 13 | 101 |
| Dennard Melton, James Madison | 2003 | 12 | 101 |
| Brian Hulea, Villanova | †2003 | 11 | 101 |

| Player, Team | Year | G | Solo |
|-----------------------------|-------|----|------|
| Erik Dandy, Western Ky. | 2003 | 13 | 101 |
| Nick Ricks, Eastern Ill. | 2002 | 12 | 98 |
| Derick Pack, James Madison | 2000 | 11 | 97 |
| Jeremy Cain, Massachusetts | 2002 | 12 | 97 |
| Lee Russell, Western Ill. | 2002 | 13 | 97 |
| Derick Lloyd, James Madison | †2001 | 11 | 94 |

†National champion.

SINGLE-GAME SOLO TACKLES

(Since 2000)

| Solo | Player, Team (Opponent) | Date |
|------|--|---------------|
| 21 | Dan Adams, Holy Cross (Colgate) | Oct. 22, 2005 |
| 18 | Nick Ricks, Eastern Ill. (Eastern Ky.) | Oct. 12, 2002 |
| 18 | Jordan Beck, Cal Poly (Eastern Wash.) | Nov. 6, 2004 |
| 16 | Marty Magerko, William & Mary (Rhode Island) | Oct. 13, 2001 |
| 15 | Matt McFadden, Weber St. (Idaho St.) | Oct. 27, 2001 |
| 15 | Andrew Clarke, Georgetown (Colgate) | Nov. 16, 2002 |
| 15 | Karl Maslowski, Western Ky. (Illinois St.) | Oct. 18, 2003 |
| 15 | Markeseo Jackson, Tenn.-Martin (Murray St.) | Nov. 13, 2004 |
| 15 | Vincent Dancy, Jackson St. (Alabama St.) | Oct. 8, 2005 |

ANNUAL CHAMPIONS

| Year | Player, Team | Class | G | Solo | Avg. |
|------|------------------------------|-------|----|------|-------|
| 2001 | Derick Lloyd, James Madison | Sr. | 11 | 94 | 8.55 |
| 2002 | Boomer Grigsby, Illinois St. | So. | 11 | 108 | *9.82 |
| 2003 | Brian Hulea, Villanova | Jr. | 11 | 101 | 9.18 |
| 2004 | Jordan Beck, Cal Poly | Sr. | 11 | 97 | 8.82 |
| 2005 | Dan Adams, Holy Cross | Jr. | 11 | 91 | 8.27 |

*Record.

Tackles for Loss

CAREER TACKLES FOR LOSS PER GAME

(Min. 20 Tackles For Loss; Player must have concluded his career)

| Player, Team | Years | G | Solo | Ast | Total | Avg. |
|--------------------------------|-------------|----|------|-----|-------|------|
| Steve Baggs, Bethune-Cookman | 2002-03 | 25 | 53 | 18 | 62.0 | 2.5 |
| Anthony Jones, Wofford | 2000-02 | 32 | 60 | 0 | 60.0 | 1.9 |
| Sherrad Coates, Western Ky. | 2000-02 | 40 | 67 | 0 | *67.0 | 1.7 |
| Mike O'Brien, Western Ill. | 2000-03 | 35 | 54 | 0 | 54.0 | 1.5 |
| Chris Gocong, Cal Poly | 2001, 03-05 | 41 | 60 | 3 | 61.5 | 1.5 |
| Valdamar Brower, Massachusetts | 2000-03 | 46 | 63 | 0 | 63.0 | 1.4 |
| Lee Basinger, Wofford | 2001-04 | 46 | 61 | 0 | 61.0 | 1.3 |
| Lee Russell, Western Ill. | 2000-03 | 48 | 58 | 0 | 58.0 | 1.2 |
| Doran Davis, Massachusetts | 2000-03 | 34 | 40 | 0 | 40.0 | 1.2 |
| Dante Balestracci, Harvard | 2000-03 | 38 | 42 | 0 | 42.0 | 1.1 |
| Josh Cain, Chattanooga | 2000-02 | 34 | 37 | 0 | 37.0 | 1.1 |
| Aaron DeBerry, Liberty | 2000-03 | 42 | 45 | 0 | 45.0 | 1.1 |
| Erik Dandy, Western Ky. | 2000-03 | 45 | 45 | 0 | 45.0 | 1.0 |
| K.T. Stovall, Appalachian St. | 2000-03 | 50 | 40 | 18 | 49.0 | 1.0 |
| Antoine Bullock, Duquesne | 2002-05 | 43 | 41 | 1 | 41.5 | 1.0 |
| Harry Carter, Duquesne | 2002-05 | 43 | 40 | 1 | 40.5 | 0.9 |
| Tim Bush, Montana | 2000-03 | 48 | 40 | 9 | 44.5 | 0.9 |
| Liam Ezekiel, Northeastern | 2001-04 | 44 | 40 | 1 | 40.5 | 0.9 |
| Philip Polony, Duquesne | 2000-03 | 44 | 37 | 0 | 37.0 | 0.8 |
| Tom Parks, Delaware | 2002-05 | 45 | 37 | 1 | 37.5 | 0.8 |
| Steve Lhotak, Penn. | 2000-03 | 36 | 28 | 1 | 28.5 | 0.8 |
| Matt Mitchell, UNI | 2000-03 | 46 | 36 | 0 | 36.0 | 0.8 |

*Record.

SEASON TACKLES FOR LOSS PER GAME

| Player, Team | Year | G | Solo | Ast. | Total | Avg. |
|--------------------------------|-------|----|------|------|-------|------|
| Steve Baggs, Bethune-Cookman | †2003 | 12 | 28 | 16 | *36.0 | 3.00 |
| Robert Mathis, Alabama A&M | †2002 | 11 | 30 | 1 | 30.5 | 2.77 |
| Odain Mitchell, Sacred Heart | 2002 | 10 | 20 | 11 | 25.5 | 2.55 |
| Joseph Crear, Mississippi Val. | 2002 | 11 | 27 | 2 | 28.0 | 2.55 |
| Leonard Mack, Texas Southern | 2002 | 11 | 25 | 5 | 27.5 | 2.50 |
| Andy Petek, Montana | †2000 | 11 | 27 | 0 | 27.0 | 2.45 |
| Jamal Naji, Norfolk St. | 2002 | 11 | 23 | 8 | 27.0 | 2.45 |
| Brent Hawkins, Illinois St. | †2005 | 11 | 22 | 9 | 26.5 | 2.41 |
| D.J. Bleisath, Tennessee Tech. | †2001 | 10 | 24 | 0 | 24.0 | 2.40 |
| Isaac Hilton, Hampton | 2002 | 12 | 27 | 3 | 28.5 | 2.38 |
| Chris Gocong, Cal Poly | 2005 | 13 | 27 | 7 | 30.5 | 2.35 |
| Anthony Jones, Wofford | 2002 | 12 | 28 | 0 | 28.0 | 2.33 |
| Steve Watson, Missouri St. | 2002 | 9 | 21 | 0 | 21.0 | 2.33 |

*Record. †National champion.

CAREER TACKLES FOR LOSS

| Player, Team | Years | G | Solo | Ast. | Total |
|--------------------------------|---------|----|------|------|-------|
| Sherrad Coates, Western Ky. | 2000-02 | 40 | 67 | 0 | 67.0 |
| Valdamar Brower, Massachusetts | 2000-03 | 46 | 63 | 0 | 63.0 |

| Player, Team | Years | G | Solo | Ast. | Total |
|-------------------------------|-------------|----|------|------|-------|
| Steve Baggs, Bethune-Cookman | 2002-03 | 25 | 53 | 18 | 62.0 |
| Chris Gocong, Cal Poly | 2001, 03-05 | 41 | 60 | 3 | 61.5 |
| Lee Basinger, Wofford | 2001-04 | 46 | 61 | 0 | 61.0 |
| Anthony Jones, Wofford | 2000-02 | 32 | 60 | 0 | 60.0 |
| Lee Russell, Western Ill. | 2000-03 | 48 | 58 | 0 | 58.0 |
| Mike O'Brien, Western Ill. | 2000-03 | 35 | 54 | 0 | 54.0 |
| K.T. Stovall, Appalachian St. | 2000-03 | 50 | 40 | 18 | 49.0 |
| Aaron DeBerry, Liberty | 2000-03 | 42 | 45 | 0 | 45.0 |
| Erik Dandy, Western Ky. | 2000-03 | 45 | 45 | 0 | 45.0 |
| Tim Bush, Montana | 2000-03 | 48 | 40 | 9 | 44.5 |
| Dante Balestracci, Harvard | 2000-03 | 38 | 42 | 0 | 42.0 |
| Antoine Bullock, Duquesne | 2002-05 | 43 | 41 | 1 | 41.5 |
| Liam Ezekiel, Northeastern | 2001-04 | 44 | 40 | 1 | 40.5 |
| Harry Carter, Duquesne | 2002-05 | 43 | 40 | 1 | 40.5 |
| Dorna Davis, Massachusetts | 2000-03 | 34 | 40 | 0 | 40.0 |
| Ryan Tennis, Davidson | 2000-02 | 29 | 34 | 9 | 38.5 |
| Tom Parks, Delaware | 2002-05 | 45 | 37 | 1 | 37.5 |
| Josh Cain, Chattanooga | 2000-02 | 34 | 37 | 0 | 37.0 |
| Darryl Childers, Davidson | 2000-03 | 40 | 36 | 2 | 37.0 |
| Philip Polony, Duquesne | 2000-03 | 44 | 37 | 0 | 37.0 |
| Matt Mitchell, UNI | 2000-03 | 46 | 36 | 0 | 36.0 |

SEASON TACKLES FOR LOSS

| Player, Team | Years | G | Solo | Ast. | Total |
|----------------------------------|-------|----|------|------|-------|
| Steve Baggs, Bethune-Cookman | †2003 | 12 | 28 | 16 | 36.0 |
| Sherrad Coates, Western Ky. | 2002 | 15 | 31 | 0 | 31.0 |
| Robert Mathis, Alabama A&M | †2002 | 11 | 30 | 1 | 30.5 |
| Chris Gocong, Cal Poly | 2005 | 13 | 27 | 7 | 30.5 |
| Isaac Hilton, Hampton | 2002 | 12 | 27 | 3 | 28.5 |
| Joseph Crear, Mississippi Val. | 2002 | 11 | 27 | 2 | 28.0 |
| Anthony Jones, Wofford | 2002 | 12 | 28 | 0 | 28.0 |
| Leonard Mack, Texas Southern | 2002 | 11 | 25 | 5 | 27.5 |
| Andy Petek, Montana | †2000 | 11 | 27 | 0 | 27.0 |
| Jamal Naji, Norfolk St. | 2002 | 11 | 23 | 8 | 27.0 |
| Brent Hawkins, Illinois St. | †2005 | 11 | 22 | 9 | 26.5 |
| Marques Murrell, Appalachian St. | 2005 | 15 | 21 | 11 | 26.5 |
| Steve Baggs, Bethune-Cookman | 2002 | 13 | 25 | 2 | 26.0 |
| Shawn Johnson, Delaware | 2003 | 16 | 22 | 8 | 26.0 |

†National champion.

SINGLE-GAME TACKLES FOR LOSS

(Since 2000)

| TFL | Player, Team (Opponent) | Date |
|-----|--|----------------|
| 8.0 | Sherrad Coates, Western Ky. (Indiana St.) | Oct. 26, 2002 |
| 7.0 | Greg Pitts, Texas St. (Texas Southern) | Sept. 21, 2002 |
| 6.0 | Eric Allen, Tennessee Tech (Eastern Ill.) | Nov. 21, 2000 |
| 6.0 | Valdamar Brower, Massachusetts (Rhode Island) | Nov. 17, 2001 |
| 6.0 | Michael Young, Nicholls St. (Bethel [Tenn.]) | Aug. 28, 2003 |
| 6.0 | Jerame Southern, James Madison (Hofstra) | Sept. 20, 2003 |
| 6.0 | Erik Dandy, Western Ky. (Southern Ill.) | Nov. 1, 2003 |
| 6.0 | Chad Kincaid, Western Ky. (Youngstown St.) | Nov. 15, 2003 |
| 6.0 | Lee Basinger, Wofford (N.C. A&T) | Nov. 29, 2003 |
| 5.5 | Isaac Hilton, Hampton (Howard) | Sept. 13, 2003 |
| 5.5 | Brady Fosmark, Weber St. (Eastern Wash.) | Sept. 27, 2003 |
| 5.5 | John Hermann, UNI (Northern Ariz.) | Nov. 19, 2005 |
| 5.0 | Phil Tolliver, Stony Brook (St. John's [N.Y.]) | Sept. 21, 2001 |
| 5.0 | Kyle Mitchell, Indiana St. (Western Mich.) | Aug. 29, 2002 |
| 5.0 | Kyle Mitchell, Indiana St. (Illinois St.) | Nov. 16, 2002 |
| 5.0 | Odi Anyanwu, Morehead St. (Dayton) | Sept. 6, 2003 |
| 5.0 | Johnnie Sloan, Fla. Atlantic (Youngstown St.) | Sept. 20, 2003 |
| 5.0 | Brendan Summers, James Madison (Hofstra) | Sept. 20, 2003 |
| 5.0 | Carlos Stephens, Northwestern St. (Texas St.) | Oct. 18, 2003 |
| 5.0 | Matt Palmer, East Tenn. St. (Furman) | Oct. 25, 2003 |
| 5.0 | Kevin Mack, Southern U. (Alcorn St.) | Oct. 25, 2003 |
| 5.0 | Robert Watson, Texas Southern (Mississippi Val.) | Oct. 25, 2003 |
| 5.0 | Darrell Adams, Villanova (Massachusetts) | Oct. 25, 2003 |
| 5.0 | Steve Baggs, Bethune-Cookman (N.C. A&T) | Nov. 1, 2003 |
| 5.0 | Paul White, Hampton (Florida A&M) | Nov. 1, 2003 |
| 5.0 | Aaron DeBerry, Liberty (Charleston So.) | Nov. 1, 2003 |
| 5.0 | Steven Nance, Towson (Albany [N.Y.]) | Nov. 15, 2003 |
| 5.0 | Colby Khuns, Fordham (Towson) | Nov. 22, 2003 |
| 5.0 | Brent Hawkins, Illinois St. (UNI) | Oct. 22, 2005 |

ANNUAL CHAMPIONS

| Year | Player, Team | G | Solo | Ast. | Total | Avg. |
|------|-------------------------------|----|------|------|-------|-------|
| 2000 | Andy Petek, Montana | 11 | 27 | 0 | 27.0 | 2.45 |
| 2001 | D.J. Bleisath, Tennessee Tech | 10 | 24 | 0 | 24.0 | 2.40 |
| 2002 | Robert Mathis, Alabama A&M | 11 | 30 | 1 | 30.5 | 2.77 |
| 2003 | Steve Baggs, Bethune-Cookman | 12 | 28 | 16 | *36.0 | *3.00 |
| 2004 | Harold Wells, Gardner-Webb | 11 | 17 | 11 | 22.5 | 2.05 |
| 2005 | Brent Hawkins, Illinois St. | 11 | 22 | 9 | 26.5 | 2.41 |

*Record.

Pass Sacks

CAREER PASS SACKS PER GAME

(Min. 15 Pass Sacks; Player must have concluded his career)

| Player, Team | Years | G | Solo | Ast. | Total | Avg. |
|--------------------------------|-------------|----|------|------|-------|------|
| Brent Hawkins, Illinois St. | 2004-05 | 19 | 19 | 2 | 20.0 | 1.05 |
| Chris Gocong, Cal Poly | 2001, 03-05 | 41 | 36 | 12 | *42.0 | 1.02 |
| Anthony Jones, Wofford | 2000-02 | 32 | 29 | 1 | 29.5 | 0.92 |
| Anthony Gargiulo, Dartmouth | 2002-05 | 31 | 25 | 0 | 25.0 | 0.81 |
| Sherrad Coates, Western Ky. | 2000-02 | 40 | 29 | 0 | 29.0 | 0.73 |
| Matt Mitchell, UNI | 2000-03 | 46 | 33 | 0 | 33.0 | 0.72 |
| Tim Bush, Montana | 2000-03 | 48 | 28 | 7 | 31.5 | 0.66 |
| Antoine Bullock, Duquesne | 2002-05 | 43 | 27 | 1 | 27.5 | 0.64 |
| Ryan Tennis, Davidson | 2000-02 | 29 | 14 | 8 | 18.0 | 0.62 |
| K.T. Stovall, Appalachian St. | 2000-03 | 50 | 28 | 5 | 30.5 | 0.61 |
| Stephen Cooper, Maine | 2000-02 | 33 | 19 | 2 | 20.0 | 0.61 |
| Keith O'Neil, Northern Ariz. | 2000-02 | 33 | 20 | 0 | 20.0 | 0.60 |
| Darryl Childers, Davidson | 2000-03 | 40 | 21 | 4 | 23.0 | 0.58 |
| Dennis Dottin-Carter, Maine | 2000-03 | 43 | 21 | 6 | 24.0 | 0.56 |
| Steve Lhotak, Penn | 2000-03 | 36 | 19 | 0 | 19.0 | 0.53 |
| Aaron DeBerry, Liberty | 2000-03 | 42 | 22 | 0 | 22.0 | 0.52 |
| Valdamar Brower, Massachusetts | 2000-03 | 46 | 22 | 4 | 24.0 | 0.52 |
| Ryan Conger, Dartmouth | 2001-04 | 39 | 20 | 0 | 20.0 | 0.51 |
| Josh Antinopoulos, Duquesne | 2002-05 | 43 | 22 | 0 | 22.0 | 0.51 |
| Philip Polony, Duquesne | 2000-03 | 44 | 22 | 1 | 22.5 | 0.51 |
| Jon Drummond, Western Ky. | 2000-02 | 40 | 20 | 0 | 20.0 | 0.50 |
| Dante Balestracci, Harvard | 2000-03 | 38 | 16 | 0 | 16.0 | 0.42 |

*Record.

SEASON PASS SACKS PER GAME

| Player, Team | Year | G | Solo | Ast. | Total | Avg. |
|--------------------------------|-------|----|------|------|-------|------|
| Andrew Hollingsworth, Towson | †2000 | 9 | 16 | 2 | 17.0 | 1.89 |
| Robert Mathis, Alabama A&M | †2002 | 11 | 19 | 2 | 20.0 | 1.82 |
| Chris Gocong, Cal Poly | †2005 | 13 | 19 | 9 | *23.5 | 1.81 |
| Andy Petek, Montana | 2000 | 11 | 19 | 0 | 19.0 | 1.73 |
| Odain Mitchell, Sacred Heart | 2002 | 10 | 13 | 6 | 16.0 | 1.60 |
| Chris Gocong, Cal Poly | †2004 | 11 | 16 | 3 | 17.5 | 1.59 |
| Brent Hawkins, Illinois St. | 2005 | 11 | 16 | 2 | 17.0 | 1.55 |
| Jared Allen, Idaho St. | †2003 | 12 | 16 | 3 | 17.5 | 1.46 |
| Brady Fosmark, Weber St. | 2003 | 9 | 11 | 3 | 12.5 | 1.39 |
| Joseph Crear, Mississippi Val. | 2002 | 11 | 13 | 3 | 14.5 | 1.32 |
| Mike Foster, Drake | 2000 | 10 | 13 | 0 | 13.0 | 1.30 |
| Kevin Fales, Iona | 2003 | 11 | 13 | 2 | 14.0 | 1.27 |
| Renaud Williams, Hofstra | 2002 | 12 | 15 | 0 | 15.0 | 1.25 |
| Steve Baggis, Bethune-Cookman | 2003 | 12 | 13 | 4 | 15.0 | 1.25 |

*Record. †National champion.

CAREER PASS SACKS

| Player, Team | Years | G | Solo | Ast. | Total |
|--------------------------------|-------------|----|------|------|-------|
| Chris Gocong, Cal Poly | 2001, 03-05 | 41 | 36 | 12 | 42.0 |
| Matt Mitchell, UNI | 2000-03 | 46 | 33 | 0 | 33.0 |
| Tim Bush, Montana | 2000-03 | 48 | 28 | 7 | 31.5 |
| K.T. Stovall, Appalachian St. | 2000-03 | 50 | 28 | 5 | 30.5 |
| Anthony Jones, Wofford | 2000-02 | 32 | 29 | 1 | 29.5 |
| Sherrad Coates, Western Ky. | 2000-02 | 40 | 29 | 0 | 29.0 |
| Antoine Bullock, Duquesne | 2002-05 | 43 | 27 | 1 | 27.5 |
| Anthony Gargiulo, Dartmouth | 2002-05 | 31 | 25 | 0 | 25.0 |
| Valdamar Brower, Massachusetts | 2000-03 | 46 | 22 | 4 | 24.0 |
| Dennis Dottin-Carter, Maine | 2000-03 | 43 | 21 | 6 | 24.0 |
| Darryl Childers, Davidson | 2000-03 | 40 | 21 | 4 | 23.0 |
| Philip Polony, Duquesne | 2000-03 | 44 | 22 | 1 | 22.5 |
| Aaron DeBerry, Liberty | 2000-03 | 42 | 22 | 0 | 22.0 |
| John Perrigo, Northern Ariz. | 2001-03 | 36 | 21 | 0 | 21.0 |
| Keith O'Neil, Northern Ariz. | 2000-02 | 33 | 20 | 0 | 20.0 |
| Jon Drummond, Western Ky. | 2000-02 | 40 | 20 | 0 | 20.0 |
| Stephen Cooper, Maine | 2000-02 | 33 | 19 | 2 | 20.0 |
| Ryan Conger, Dartmouth | 2001-04 | 39 | 20 | 0 | 20.0 |
| Brent Hawkins, Illinois St. | 2004-05 | 19 | 19 | 2 | 20.0 |

SEASON PASS SACKS

| Player, Team | Year | G | Solo | Ast. | Total |
|-------------------------------|-------|----|------|------|-------|
| Chris Gocong, Cal Poly | †2005 | 13 | 19 | 9 | 23.5 |
| Robert Mathis, Alabama A&M | †2002 | 11 | 19 | 2 | 20.0 |
| Andy Petek, Montana | 2000 | 11 | 19 | 0 | 19.0 |
| Jared Allen, Idaho St. | †2003 | 12 | 16 | 3 | 17.5 |
| Chris Gocong, Cal Poly | †2004 | 11 | 16 | 3 | 17.5 |
| Andrew Hollingsworth, Towson | †2000 | 9 | 16 | 2 | 17.0 |
| Brent Hawkins, Illinois St. | 2005 | 11 | 16 | 2 | 17.0 |
| Odain Mitchell, Sacred Heart | 2002 | 10 | 13 | 6 | 16.0 |
| Renaud Williams, Hofstra | 2002 | 12 | 15 | 0 | 15.0 |
| Steve Baggis, Bethune-Cookman | 2003 | 12 | 13 | 4 | 15.0 |

| Player, Team | Year | G | Solo | Ast. | Total |
|--------------------------------|------|----|------|------|-------|
| Joseph Crear, Mississippi Val. | 2002 | 11 | 13 | 3 | 14.5 |
| Anthony Jones, Wofford | 2002 | 12 | 13 | 3 | 14.5 |
| Kevin Fales, Iona | 2003 | 11 | 13 | 2 | 14.0 |
| Ray Robinson, Illinois St. | 2003 | 12 | 14 | 0 | 14.0 |

†National champion.

SINGLE-GAME PASS SACKS

(Since 2000)

| PS | Player, Team (Opponent) | Date |
|-----|--|----------------|
| 6.0 | Damien Huren, Southeastern La. (Northern Colo.) | Oct. 9, 2004 |
| 5.0 | Maurice Troutman, Ark.-Pine Bluff (Mississippi Val.) | Sept. 6, 2003 |
| 5.0 | Brent Hawkins, Illinois St. (UNI) | Oct. 22, 2005 |
| 4.5 | Michael Young, Nicholls St. (Bethel [Tenn.]) | Aug. 28, 2003 |
| 4.5 | Tyree Broden, McNeese St. (Sam Houston St.) | Oct. 25, 2003 |
| 4.5 | Steve Lhotak, Penn (Harvard) | Nov. 15, 2003 |
| 4.0 | Bo Henderson, Davidson (San Diego) | Oct. 14, 2000 |
| 4.0 | Valdamar Brower, Massachusetts (Maine) | Oct. 14, 2000 |
| 4.0 | Galen Scott, Illinois St. (Indiana St.) | Oct. 14, 2000 |
| 4.0 | C.J. Carroll, Texas St. (Sam Houston St.) | Nov. 22, 2000 |
| 4.0 | Adam Chambers, Eastern Wash. (Central Wash.) | Nov. 17, 2001 |
| 4.0 | Valdamar Brower, Massachusetts (American Int'l) | Sept. 14, 2002 |
| 4.0 | Erik Yngstrom, Monmouth (Iona) | Oct. 4, 2003 |
| 4.0 | Andre Plummer, Tenn.-Martin (Tennessee Tech) | Oct. 4, 2003 |
| 4.0 | Ryan Roth, Southeast Mo. St. (Eastern Ky.) | Oct. 18, 2003 |
| 4.0 | Ray Robinson, Illinois St. (Youngstown St.) | Oct. 25, 2003 |
| 4.0 | Aaron DeBerry, Liberty (Charleston So.) | Nov. 1, 2003 |
| 4.0 | Marcus White, Murray St. (Eastern Ky.) | Nov. 1, 2003 |
| 4.0 | Kory Lothe, Eastern Ill. (Tennessee Tech) | Nov. 8, 2003 |
| 4.0 | Josh Antinopoulos, Duquesne (Marist) | Oct. 30, 2004 |
| 4.0 | Anthony Gargiulo, Dartmouth (Cornell) | Nov. 6, 2004 |
| 4.0 | John Hermann, UNI (Northern Ariz.) | Nov. 19, 2005 |

ANNUAL CHAMPIONS

| Year | Player, Team | G | Solo | Ast. | Total | Avg. |
|------|------------------------------|----|------|------|-------|-------|
| 2000 | Andrew Hollingsworth, Towson | 9 | 16 | 2 | 17.0 | *1.89 |
| 2001 | Marc Laborsky, Harvard | 9 | 9 | 2 | 10.0 | 1.11 |
| 2002 | Robert Mathis, Alabama A&M | 11 | 19 | 2 | 20.0 | 1.82 |
| 2003 | Jared Allen, Idaho St. | 12 | 16 | 3 | 17.5 | 1.46 |
| 2004 | Chris Gocong, Cal Poly | 11 | 16 | 3 | 17.5 | 1.59 |
| 2005 | Chris Gocong, Cal Poly | 13 | 19 | 9 | *23.5 | 1.81 |

*Record.

Passes Defended

CAREER PASSES DEFENDED PER GAME

(Min. 20 Passes Defended; Player must have concluded his career)

| Player, Team | Years | G | PBU | Int. | Total | Avg. |
|--------------------------------|---------|----|-----|------|-------|------|
| Benny Sapp, UNI | 2002-03 | 24 | 30 | 7 | 37 | 1.54 |
| Bobby Sippio, Western Ky. | 2000-01 | 22 | 18 | 15 | 33 | 1.50 |
| Vernell Shaw, Holy Cross | 2000-01 | 17 | 20 | 1 | 21 | 1.24 |
| Michael Blake, Holy Cross | 2000-01 | 21 | 20 | 5 | 25 | 1.19 |
| Billy Parker, William & Mary | 2000-03 | 44 | 40 | 11 | *51 | 1.16 |
| Michael Ford, Duquesne | 2003-05 | 31 | 21 | 13 | 34 | 1.10 |
| Jay Lyles, Appalachian St. | 2000-03 | 37 | 35 | 3 | 38 | 1.03 |
| Jesse Hendrix, Eastern Wash. | 2002-05 | 47 | 41 | 5 | 46 | 0.98 |
| Joseph Jefferson, Western Ky. | 2000-01 | 25 | 16 | 7 | 23 | 0.92 |
| Isaiah Trufant, Eastern Wash. | 2002-05 | 39 | 24 | 11 | 35 | 0.90 |
| Matt Nelson, Wofford | 2000-03 | 47 | 32 | 9 | 41 | 0.87 |
| Devon Goree, Maine | 2000-03 | 31 | 20 | 7 | 27 | 0.87 |
| Kenny Heatley, Bethune-Cookman | 2000-03 | 44 | 37 | 4 | 41 | 0.84 |
| Justin Sandy, Northern Iowa | 2001-03 | 34 | 20 | 7 | 27 | 0.79 |
| Dante Balestracci, Harvard | 2000-03 | 38 | 23 | 6 | 29 | 0.76 |
| David Cusano, Maine | 2000-02 | 32 | 17 | 7 | 24 | 0.75 |

*Record.

SEASON PASSES DEFENDED PER GAME

| Player, Team | Year | G | PBU | Int. | Total | Avg. |
|--------------------------------|-------|----|-----|------|-------|------|
| Bobby Sippio, Western Ky. | †2000 | 10 | 18 | 9 | *27 | 2.70 |
| Santino Hall, Texas Southern | †2001 | 10 | 20 | 6 | 26 | 2.60 |
| Leigh Bodden, Duquesne | 2000 | 11 | 17 | 9 | 26 | 2.36 |
| Brandon Phillips, Morehead St. | 2001 | 11 | 21 | 5 | 26 | 2.36 |
| Brandon Phillips, Morehead St. | †2002 | 10 | 18 | 5 | 23 | 2.30 |
| Harry Sutton, Iona | 2000 | 11 | 24 | 1 | 25 | 2.27 |
| Jon Ambrose, St. Peter's | 2001 | 11 | 15 | 10 | 25 | 2.27 |
| Charles Byrd, Morehead St. | †2003 | 11 | 23 | 2 | 25 | 2.27 |
| Yeremiah Bell, Eastern Ky. | 2001 | 10 | 16 | 6 | 22 | 2.20 |
| Brian Sawyer, Hampton | 2002 | 12 | 23 | 3 | 26 | 2.17 |
| Steve Dogmanits, Fairfield | 2000 | 10 | 10 | 11 | 21 | 2.10 |
| Don Milligan, Fairfield | 2000 | 10 | 12 | 9 | 21 | 2.10 |

*Record. †National champion.

CAREER PASSES DEFENDED

| Player, Team | Years | G | PBU | Int. | Total |
|--------------------------------|---------|----|-----|------|-------|
| Billy Parker, William & Mary | 2000-03 | 44 | 40 | 11 | 51 |
| Jesse Hendrix, Eastern Wash. | 2002-05 | 47 | 41 | 5 | 46 |
| Kenny Heatley, Bethune-Cookman | 2000-03 | 44 | 37 | 4 | 41 |
| Matt Nelson, Wofford | 2000-03 | 47 | 32 | 9 | 41 |
| Jay Lyles, Appalachian St. | 2000-03 | 37 | 35 | 3 | 38 |
| Benny Sapp, UNI | 2002-03 | 24 | 30 | 7 | 37 |
| Sidney Haugabrook, Delaware | 2001-04 | 50 | 25 | 12 | 37 |
| Isaiah Trufant, Eastern Wash. | 2002-05 | 39 | 24 | 11 | 35 |
| Michael Ford, Duquesne | 2003-05 | 31 | 21 | 13 | 34 |
| Bobby Sippio, Western Ky. | 2000-01 | 22 | 18 | 15 | 33 |
| Larry Johnson, Lafayette | 2002-05 | 46 | 26 | 4 | 30 |
| Dante Balestracci, Harvard | 2000-03 | 38 | 23 | 6 | 29 |
| Justin Sandy, UNI | 2001-03 | 34 | 20 | 7 | 27 |
| Devon Goree, Maine | 2000-03 | 31 | 20 | 7 | 27 |
| Willie Hughley, Fla. Atlantic | 2002-03 | 24 | 18 | 8 | 26 |
| Michael Blake, Holy Cross | 2000-01 | 21 | 20 | 5 | 25 |
| David Cusano, Maine | 2000-02 | 32 | 17 | 7 | 24 |
| Derrick Black, Appalachian St. | 2002-03 | 23 | 19 | 5 | 24 |
| Aaron Whitaker, Ga. Southern | 2001-03 | 35 | 19 | 5 | 24 |
| Gary Bordelon, Holy Cross | 2000-03 | 30 | 23 | 1 | 24 |
| James Young, Ga. Southern | 2001-03 | 35 | 19 | 4 | 23 |
| Shannon James, Massachusetts | 2002-03 | 25 | 15 | 8 | 23 |

SEASON PASSES DEFENDED

| Player, Team | Year | G | PBU | Int. | Total |
|---------------------------------|-------|----|-----|------|-------|
| Bobby Sippio, Western Ky. | †2000 | 10 | 18 | 9 | 27 |
| Leigh Bodden, Duquesne | 2000 | 11 | 17 | 9 | 26 |
| Brandon Phillips, Morehead St. | 2001 | 11 | 21 | 5 | 26 |
| Santino Hall, Texas Southern | †2001 | 10 | 20 | 6 | 26 |
| Brian Sawyer, Hampton | 2002 | 12 | 23 | 3 | 26 |
| Harry Sutton, Iona | 2000 | 11 | 24 | 1 | 25 |
| Jon Ambrose, St. Peter's | 2001 | 11 | 15 | 10 | 25 |
| Charles Byrd, Morehead St. | †2003 | 11 | 23 | 2 | 25 |
| Gary Johnson, Villanova | 2001 | 11 | 21 | 2 | 23 |
| Brandon Phillips, Morehead St. | †2002 | 10 | 18 | 5 | 23 |
| Yeremiah Bell, Eastern Ky. | 2001 | 10 | 16 | 6 | 22 |
| LeVar Greene, Youngstown St. | 2001 | 11 | 15 | 7 | 22 |
| Antwan Hill, Alabama St. | 2002 | 12 | 12 | 10 | 22 |
| Scott Cunningham, Tennessee St. | 2002 | 12 | 19 | 3 | 22 |
| Kenny Heatley, Bethune-Cookman | 2003 | 12 | 21 | 1 | 22 |
| Allen Davis, Gardner-Webb | †2004 | 11 | 17 | 5 | 22 |
| Calvin Bannister, Hampton | †2004 | 11 | 19 | 3 | 22 |

†National champion.

SINGLE-GAME PASSES DEFENDED

(Since 2000)

| PD | Player, Team (Opponent) | Date |
|----|---|----------------|
| 6 | Sam Young, Illinois St. (Youngstown St.) | Oct. 7, 2000 |
| 6 | Marcus Gray, Norfolk St. (Florida A&M) | Oct. 26, 2002 |
| 6 | James Young, Ga. Southern (Bethune-Cookman) | Nov. 30, 2002 |
| 5 | Sidney Haugabrook, Delaware (Northeastern) | Sept. 29, 2001 |
| 5 | Marcus Thurmond, Weber St. (Idaho St.) | Oct. 27, 2001 |
| 5 | Billy Parker, William & Mary (Villanova) | Nov. 24, 2001 |
| 5 | A.J. Bryant, Ga. Southern (Chattanooga) | Sept. 27, 2003 |
| 5 | Isaiah Trufant, Eastern Wash. (Idaho St.) | Sept. 25, 2004 |

ANNUAL CHAMPIONS

| Year | Player, Team | G | PBU | Int. | Total | Avg. |
|------|--------------------------------|----|-----|------|-------|-------|
| 2000 | Bobby Sippio, Western Ky. | 10 | 18 | 9 | *27 | *2.70 |
| 2001 | Santino Hall, Texas Southern | 10 | 20 | 6 | 26 | 2.60 |
| 2002 | Brandon Phillips, Morehead St. | 10 | 18 | 5 | 23 | 2.30 |
| 2003 | Charles Byrd, Morehead St. | 11 | 23 | 2 | 25 | 2.27 |
| 2004 | Calvin Bannister, Hampton | 11 | 19 | 3 | 22 | 2.00 |
| | Allen Davis, Gardner-Webb | 11 | 17 | 5 | 22 | 2.00 |
| 2005 | Jay McCareins, Princeton | 10 | 11 | 9 | 20 | 2.00 |

*Record.

Forced Fumbles

CAREER FORCED FUMBLES PER GAME

(Min. 20 Games Played; Player must have concluded his career)

| Player, Team | Years | G | FF | Avg. |
|-------------------------------|---------|----|-----|------|
| Robert Mathis, Alabama A&M | 2001-02 | 22 | *13 | 0.59 |
| Sherrad Coates, Western Ky. | 2000-02 | 40 | *13 | 0.33 |
| Antoine Bullock, Duquesne | 2002-05 | 43 | 9 | 0.21 |
| Lee Russell, Western Ill. | 2000-03 | 48 | 10 | 0.21 |
| Brendan Curry, Maine | 2000-02 | 34 | 7 | 0.21 |
| K.T. Stovall, Appalachian St. | 2000-03 | 50 | 10 | 0.20 |
| Wes Erbe, Lafayette | 2001-04 | 30 | 6 | 0.20 |
| Eric Speron, Georgetown | 2000-01 | 21 | 4 | 0.19 |

| Player, Team | Years | G | FF | Avg. |
|-------------------------------|---------|----|----|------|
| Ryan Arnold, UNI | 2001-04 | 38 | 7 | 0.18 |
| Keith O'Neil, Northern Ariz. | 2000-02 | 33 | 6 | 0.18 |
| Ryan Tennis, Davidson | 2000-02 | 29 | 5 | 0.17 |
| Matt McFadden, Weber St. | 2000-03 | 41 | 7 | 0.17 |
| Anton McKenzie, Massachusetts | 2000-03 | 42 | 7 | 0.17 |
| Mondoe Davis, Delaware | 2001-04 | 49 | 8 | 0.16 |
| Raleigh Robinson, Davidson | 2001-04 | 37 | 6 | 0.16 |
| Matt Mitchell, UNI | 2000-03 | 46 | 7 | 0.15 |
| Lee Basinger, Wofford | 2001-04 | 46 | 7 | 0.15 |
| Marcus Green, Portland St. | 2000-02 | 33 | 5 | 0.15 |
| Darryl Childers, Davidson | 2000-03 | 40 | 6 | 0.15 |
| Marques Bobo, William & Mary | 2000-03 | 41 | 6 | 0.15 |

*Record.

SEASON FORCED FUMBLES PER GAME

| Player, Team | Year | G | FF | Avg. |
|------------------------------|-------|----|-----|------|
| Robert Mathis, Alabama A&M | †2002 | 11 | *10 | 0.91 |
| Brent Hawkins, Illinois St. | †2005 | 11 | 7 | 0.64 |
| Nick Ricks, Eastern Ill. | 2002 | 12 | 7 | 0.58 |
| Andy Petek, Montana | †2000 | 11 | 6 | 0.55 |
| Jordan Beck, Cal Poly | †2004 | 11 | 6 | 0.55 |
| Lee Basinger, Wofford | 2002 | 12 | 6 | 0.50 |
| Raleigh Robinson, Davidson | 2002 | 10 | 5 | 0.50 |
| Steve Baggs, Bethune-Cookman | †2003 | 12 | 6 | 0.50 |
| Jared Allen, Idaho St. | †2003 | 12 | 6 | 0.50 |
| Tim Heaney, Wagner | †2003 | 10 | 5 | 0.50 |
| Jonathan Corto, Sacred Heart | 2005 | 10 | 5 | 0.50 |

*Record. †National champion.

CAREER FORCED FUMBLES

| Player, Team | Years | G | FF |
|-------------------------------|---------|----|----|
| Sherrad Coates, Western Ky. | 2000-02 | 40 | 13 |
| Robert Mathis, Alabama A&M | 2001-02 | 22 | 13 |
| Lee Russell, Western Ill. | 2000-03 | 48 | 10 |
| K.T. Stovall, Appalachian St. | 2000-03 | 50 | 10 |
| Antoine Bullock, Duquesne | 2002-05 | 43 | 9 |
| Mondoe Davis, Delaware | 2001-04 | 49 | 8 |
| Brendan Curry, Maine | 2000-02 | 34 | 7 |
| Nick Ricks, Eastern Ill. | 2002 | 12 | 7 |
| Quentin Swain, Fla. Atlantic | 2002-03 | 25 | 7 |
| Lee Basinger, Wofford | 2001-03 | 35 | 7 |
| Matt McFadden, Weber St. | 2000-03 | 41 | 7 |
| Anton McKenzie, Massachusetts | 2000-03 | 42 | 7 |
| Matt Mitchell, UNI | 2000-03 | 46 | 7 |
| Ryan Arnold, UNI | 2001-04 | 38 | 7 |
| Lee Basinger, Wofford | 2001-04 | 46 | 7 |
| Brent Hawkins, Illinois St. | 2004-05 | 19 | 7 |

SEASON FORCED FUMBLES

| Player, Team | Year | G | FF |
|----------------------------------|-------|----|----|
| Robert Mathis, Alabama A&M | †2002 | 11 | 10 |
| Nick Ricks, Eastern Ill. | 2002 | 12 | 7 |
| Brent Hawkins, Illinois St. | †2005 | 11 | 7 |
| Marques Murrell, Appalachian St. | 2005 | 15 | 7 |
| Andy Petek, Montana | †2000 | 11 | 6 |
| Lee Basinger, Wofford | 2002 | 12 | 6 |
| Jared Allen, Idaho St. | †2003 | 12 | 6 |
| Steve Baggs, Bethune-Cookman | †2003 | 12 | 6 |
| Ryan Arnold, UNI | 2003 | 13 | 6 |
| Jordan Beck, Cal Poly | †2004 | 11 | 6 |

†National champion.

SINGLE-GAME FORCED FUMBLES

(Since 2000)

| FF | Player, Team (Opponent) | Date |
|----|---|----------------|
| 3 | Sterling Rogers, Texas St. (Portland St.) | Oct. 6, 2001 |
| 3 | Lee Basinger, Wofford (Elon) | Nov. 23, 2002 |
| 3 | Sam Harper, Coastal Caro. (Jacksonville) | Nov. 13, 2004 |
| 3 | Brent Hawkins, Illinois St. (Murray St.) | Sept. 24, 2005 |

ANNUAL CHAMPIONS

| Year | Player, Team | G | FF | Avg. |
|------|------------------------------|----|----|------|
| 2000 | Tommy Swindell, Jacksonville | 11 | †9 | 0.82 |
| | C.J. Carroll, Texas St. | 11 | †9 | 0.82 |
| | Andy Petek, Montana | 11 | †9 | 0.82 |

†In 2000, the total was forced fumbles plus fumbles recovered. Beginning in 2001, FF was forced fumbles only.

| Year | Player, Team | G | FF | Avg. |
|------|-----------------------------|----|-----|-------|
| 2001 | Jeran Crawford, St. Peter's | 11 | 5 | 0.45 |
| | Jamison Young, Villanova | 11 | 5 | 0.45 |
| 2002 | Robert Mathis, Alabama A&M | 11 | *10 | *0.91 |

| Year | Player, Team | G | FF | Avg. |
|------|------------------------------|----|----|------|
| 2003 | Jared Allen, Idaho St. | 12 | 6 | 0.50 |
| | Sieve Baggs, Bethune-Cookman | 12 | 6 | 0.50 |
| | Tim Heaney, Wagner | 10 | 5 | 0.50 |
| 2004 | Jordan Beck, Cal Poly | 11 | 6 | 0.55 |
| 2005 | Brent Hawkins, Illinois St. | 11 | 7 | 0.64 |

*Record.

BLOCKED KICKS RECORDS

Special Note About Blocked-Kick Records:

The blocked-kick records include players from the beginning of Division I-AA play in 1978.

Even though the other defensive statistics and records began in 2000, blocked-kick records are compiled by most institutions and those records are more reliable than tackles, assists, tackles for loss, pass sacks, passes defended and forced fumbles.

Blocked Punts

CAREER BLOCKED PUNTS

| Player, Team | Years | BP |
|-----------------------------|---------|----|
| Trey Woods, Sam Houston St. | 1992-95 | 8 |
| Ryan Crawford, Davidson | 1997-00 | 7 |
| Mike Pierce, McNeese St. | 1987-90 | 6 |
| Lamont Watson, Delaware | 1997-98 | 5 |

SEASON BLOCKED PUNTS

| Player, Team | Year | BP |
|--------------------------------|------|----|
| Ryan Crawford, Davidson | 2000 | 4 |
| Robert Herron, Sam Houston St. | 2004 | 4 |
| Trey Woods, Sam Houston St. | 1993 | 3 |
| Ben Duhon, McNeese St. | 1998 | 3 |
| Jamin Elliott, Delaware | 1998 | 3 |
| Lamont Watson, Delaware | 1998 | 3 |
| Carlos Dallis, UNI | 2000 | 3 |
| Brandon Tinson, Colgate | 2000 | 3 |
| Germaine Bennett, Delaware | 2002 | 3 |
| DeJuan Davis, Sam Houston St. | 2002 | 3 |

SINGLE-GAME BLOCKED PUNTS

| No. | Player, Team (Opponent) | Date |
|-----|---|----------------|
| 3 | Ben Duhon, McNeese St. (Ark.-Monticello) | Sept. 29, 1998 |
| 3 | Brandon Tinson, Colgate (Towson) | Sept. 30, 2000 |
| 2 | Demetrius Pope, Sam Houston St. (Tex. A&M-Kingsville) | Sept. 14, 1996 |
| 2 | Fabian Johnson, Sam Houston St. (Troy) | Oct. 11, 1997 |
| 2 | Ryan Crawford, Davidson (Sewanee) | Sept. 16, 2000 |
| 2 | DeJuan Davis, Sam Houston St. (Mississippi Val.) | Sept. 29, 2001 |
| 2 | Robert Herron, Sam Houston St. (Ouachita Baptist) | Sept. 4, 2004 |
| 2 | Tim Camp, Ga. Southern (Morehead St.) | Nov. 12, 2005 |

Blocked Field Goals

CAREER BLOCKED FIELD GOALS

| Player, Team | Years | BFG |
|-------------------------------|---------|-----|
| Leonard Smith, McNeese St. | 1980-82 | 10 |
| Mark Weivoda, Idaho St. | 2000-03 | 8 |
| Clayton Smith, Dartmouth | 2001-04 | 6 |
| Ryan Crawford, Davidson | 1997-00 | 5 |
| Bryan Cox, Western Ill. | 1987-90 | 4 |
| Brent Browner, UNI | 1998-01 | 4 |
| DeJuan Davis, Sam Houston St. | 2001-02 | 3 |
| Tom Parks, Delaware | 2002-05 | 3 |

SEASON BLOCKED FIELD GOALS

| Player, Team | Year | BFG |
|-------------------------------|------|-----|
| Leonard Smith, McNeese St. | 1981 | 4 |
| Mark Weivoda, Idaho St. | 2001 | 4 |
| Clayton Smith, Dartmouth | 2004 | 4 |
| Bryan Cox, Western Ill. | 1990 | 3 |
| Ryan Crawford, Davidson | 1999 | 3 |
| Brent Browner, UNI | 2001 | 3 |
| Tom Parks, Delaware | 2005 | 3 |
| Bo Black, Sam Houston St. | 1994 | 2 |
| Ryan Crawford, Davidson | 2000 | 2 |
| Mark Weivoda, Idaho St. | 2002 | 2 |
| DeJuan Davis, Sam Houston St. | 2002 | 2 |
| Chris Mooney, Delaware | 2003 | 2 |
| Rod Gulky, McNeese St. | 2003 | 2 |

SINGLE-GAME BLOCKED FIELD GOALS

| No. | Player, Team (Opponent) | Date |
|-----|--|---------------|
| 2 | Rod Gulky, McNeese St. (Henderson St.) | Aug. 30, 2003 |
| 2 | Chris Mooney, Delaware (Massachusetts) | Nov. 15, 2003 |

Blocked Extra Points

CAREER BLOCKED EXTRA POINTS

| Player, Team | Years | BXP |
|----------------------------|---------|-----|
| Tim Hauck, Montana | 1987-89 | 7 |
| Joel Sussman, Cornell | 2001-04 | 6 |
| Bryan Cox, Western Ill. | 1987-90 | 5 |
| Leonard Smith, McNeese St. | 1980-82 | 4 |
| Ed Groszewski, Cornell | 1990-93 | 4 |
| Brent Browner, UNI | 1998-01 | 3 |
| Mark Weivoda, Idaho St. | 2000-03 | 3 |

SEASON BLOCKED EXTRA POINTS

| Player, Team | Year | BXP |
|----------------------------|------|-----|
| Tim Hauck, Montana | 1988 | 4 |
| Ed Groszewski, Cornell | 1991 | 4 |
| Leonard Smith, McNeese St. | 1982 | 2 |
| Bryan Cox, Western Ill. | 1990 | 2 |
| David Gunn, UNI | 2000 | 2 |
| Brent Browner, UNI | 2000 | 2 |
| Mark Weivoda, Idaho St. | 2001 | 2 |

SINGLE-GAME BLOCKED EXTRA POINTS

| No. | Player, Team (Opponent) | Date |
|-----|-------------------------|------|
| 1 | By many players | |

Combined Blocked Kicks

CAREER COMBINED BLOCKED KICKS

| Player, Team | Years | BK (#Breakdown) |
|------------------------------|---------|------------------------------|
| Leonard Smith, McNeese St. | 1980-82 | 17 (10 FGs, 4 PATs, 3 Punts) |
| Trey Woods, Sam Houston St. | 1992-95 | 12 (8 Punts, 2 PATs, 2 FGs) |
| Ryan Crawford, Davidson | 1997-00 | 12 (7 Punts, 5 FGs) |
| Mark Weivoda, Idaho St. | 2000-03 | 11 (8 FGs, 3 PATs) |
| Bryan Cox, Western Ill. | 1987-90 | 10 (5 PATs, 4 FGs, 1 Punt) |
| Tim Hauck, Montana | 1987-89 | 9 (7 PATs, 2 FGs) |
| Brent Browner, Northern Iowa | 1998-01 | 7 (4 FGs, 3 PATs) |
| Mike Pierce, McNeese St. | 1987-90 | 6 (6 Punts) |
| Clayton Smith, Dartmouth | 2001-04 | 6 (6 FGs) |
| Joel Sussman, Cornell | 2001-04 | 6 (6 PATs) |

SEASON COMBINED BLOCKED KICKS

| Player, Team | Year | BK (#Breakdown) |
|-------------------------------|------|--------------------------|
| Leonard Smith, McNeese St. | 1981 | 6 (4 FGs, 2 Punts) |
| Ryan Crawford, Davidson | 2000 | 6 (4 Punts, 2 FGs) |
| Mark Weivoda, Idaho St. | 2001 | 6 (4 FGs, 2 PATs) |
| Bryan Cox, Western Ill. | 1990 | 5 (3 FGs, 2 PATs) |
| Trey Woods, Sam Houston St. | 1993 | 5 (3 Punts, 1 FG, 1 PAT) |
| DeJuan Davis, Sam Houston St. | 2002 | 5 (3 Punts, 2 FGs) |
| Cy Kaplowitz, Delaware | 1949 | 4 (3 Punts, 1 PAT) |
| Tim Hauck, Montana | 1988 | 4 (4 PATs) |
| Ed Groszewski, Cornell | 1991 | 4 (4 PATs) |
| Brent Browner, UNI | 2001 | 4 (3 FGs, 1 PAT) |
| Clayton Smith, Dartmouth | 2004 | 4 (4 FGs) |

SINGLE-GAME COMBINED BLOCKED KICKS

| BK | Player, Team | Opponent | Date | BK (#Breakdown) |
|----|----------------------------------|-----------------|----------------|-----------------|
| 3 | Ben Duhon, McNeese St. | Ark.-Monticello | Sept. 29, 1998 | 3 Punts |
| 3 | Michael Adams, Stephen F. Austin | Central Okla. | Aug. 30, 2000 | 2 Punts; 1 PAT |
| 3 | Brandon Tinson, Colgate | Towson | Sept. 30, 2000 | 3 Punts |
| 2 | By many players | | | |

#Breakdown=No. of Punts, No. of FGs and No. of Extra Points Blocked.

Punting

CAREER AVERAGE

(Minimum 150 Punts; Player must have concluded his career)

| Player, Team | Years | No. | Yards | Long | Avg. |
|----------------------------|---------|-----|-------|------|------|
| Mark Gould, Northern Ariz. | 2000-03 | 211 | 9,443 | 78 | 44.8 |
| Pumpy Tudors, Chattanooga | 1989-91 | 181 | 8,041 | 79 | 44.4 |

| Player, Team | Years | No. | Yards | Long | Avg. |
|------------------------------------|-----------|-----|--------|------|------|
| Case de Bruijn, Idaho St. | 1978-81 | 256 | 11,184 | 76 | 43.7 |
| Mike Scifres, Western Ill. | 1999-02 | 203 | 8,842 | 89 | 43.6 |
| Terry Belden, Northern Ariz. | 1990-93 | 225 | 9,760 | 76 | 43.4 |
| Chad Stanley, Stephen F. Austin | 1996-98 | 178 | 7,709 | 79 | 43.3 |
| George Cimadevilla, East Tenn. St. | 1983-86 | 225 | 9,676 | 72 | 43.0 |
| Harold Alexander, Appalachian St. | 1989-92 | 259 | 11,100 | 78 | 42.9 |
| Ken Hinsley, Western Caro. | 1995-98 | 199 | 8,512 | 85 | 42.8 |
| Brad Costello, Boston U. | 1995-97 | 193 | 8,206 | 73 | 42.5 |
| John Christopher, Morehead St. | 1979-82 | 298 | 12,633 | 62 | 42.4 |
| Matthew Peot, Montana St. | 1997-99 | 155 | 6,578 | 61 | 42.4 |
| Colin Godfrey, Tennessee St. | 1989-92 | 213 | 9,012 | 69 | 42.3 |
| Richie Rhodes, Jacksonville St. | 2001-04 | 218 | 9,208 | 74 | 42.2 |
| Bret Wright, Southeastern La. | 1981-83 | 165 | 6,963 | 66 | 42.2 |
| Ryan Hoffman, Illinois St. | \$2001-05 | 191 | 8,057 | 70 | 42.2 |
| Jeff Kaiser, Idaho St. | 1982-84 | 156 | 6,571 | 88 | 42.1 |
| Greg Davis, Citadel | 1983-86 | 263 | 11,076 | 81 | 42.1 |
| Mark Royals, Appalachian St. | 1983-85 | 223 | 9,372 | 67 | 42.0 |

\$See page 10 for explanation.

SEASON AVERAGE

(Qualifiers for Championship)

| Player, Team | Year | No. | Yards | Avg. |
|------------------------------------|-------|-----|-------|------|
| Mark Gould, Northern Ariz. | †2002 | 62 | 2,987 | 48.2 |
| Mike Scifres, Western Ill. | 2002 | 53 | 2,545 | 48.0 |
| Paul Ernster, Northern Ariz. | †2004 | 55 | 2,631 | 47.8 |
| Brent Barth, VMI | 2002 | 64 | 3,032 | 47.4 |
| Harold Alexander, Appalachian St. | †1991 | 64 | 3,009 | 47.0 |
| Chad Stanley, Stephen F. Austin | †1998 | 58 | 2,703 | 46.6 |
| Eddie Johnson, Idaho St. | †2001 | 49 | 2,270 | 46.3 |
| Eddie Johnson, Idaho St. | 2002 | 51 | 2,357 | 46.2 |
| David Simonhoff, Southeast Mo. St. | 2004 | 69 | 3,174 | 46.0 |
| Terry Belden, Northern Ariz. | †1993 | 59 | 2,712 | 46.0 |
| Case de Bruijn, Idaho St. | †1981 | 42 | 1,928 | 45.9 |
| Wesley Taylor, Florida A&M | †2005 | 59 | 2,707 | 45.9 |
| Colin Godfrey, Tennessee St. | †1990 | 57 | 2,614 | 45.9 |
| Barry Cantrell, Fordham | †1997 | 65 | 2,980 | 45.9 |
| Matthew Peot, Montana St. | †1999 | 48 | 2,195 | 45.7 |
| Stuart Dodds, Montana St. | †1979 | 59 | 2,689 | 45.6 |
| Pumpy Tudors, Chattanooga | 1991 | 53 | 2,414 | 45.5 |
| Graham Whitlock, Gardner-Webb | †2003 | 57 | 2,593 | 45.5 |
| Matt Bushart, Southern U. | 1998 | 50 | 2,260 | 45.2 |
| Mark Gagliano, Southern Ill. | †1996 | 54 | 2,432 | 45.0 |
| Mark Gould, Northern Ariz. | 2003 | 58 | 2,610 | 45.0 |

†National champion.

ANNUAL CHAMPIONS

| Year | Player, Team | Class | No. | Yards | Avg. |
|------|-----------------------------------|-------|-----|-------|-------|
| 1978 | Nick Pavich, Nevada | So. | 47 | 1,939 | 41.3 |
| 1979 | Stuart Dodds, Montana St. | Sr. | 59 | 2,689 | 45.6 |
| 1980 | Case de Bruijn, Idaho St. | Jr. | 67 | 2,945 | 44.0 |
| 1981 | Case de Bruijn, Idaho St. | Sr. | 42 | 1,928 | 45.9 |
| 1982 | John Christopher, Morehead St. | Sr. | 93 | 4,084 | 43.9 |
| 1983 | Pat Velarde, Marshall | Sr. | 64 | 2,852 | 44.6 |
| 1984 | Steve Kornegay, Western Caro. | Jr. | 49 | 2,127 | 43.4 |
| 1985 | Mike Rice, Montana | Jr. | 62 | 2,771 | 44.7 |
| 1986 | Greg Davis, Citadel | Sr. | 61 | 2,723 | 44.6 |
| 1987 | Eric Stein, Eastern Wash. | Sr. | 74 | 3,193 | 43.2 |
| 1988 | Mike McCabe, Illinois St. | Sr. | 69 | 3,042 | 44.1 |
| 1989 | Pumpy Tudors, Chattanooga | So. | 65 | 2,817 | 43.3 |
| 1990 | Colin Godfrey, Tennessee St. | So. | 57 | 2,614 | 45.9 |
| 1991 | Harold Alexander, Appalachian St. | Jr. | 64 | 3,009 | 47.0 |
| 1992 | Harold Alexander, Appalachian St. | Sr. | 55 | 2,445 | 44.5 |
| 1993 | Terry Belden, Northern Ariz. | Sr. | 59 | 2,712 | 46.0 |
| 1994 | Scott Holmes, Samford | Jr. | 49 | 2,099 | 42.8 |
| 1995 | Kevin O'Leary, Northern Ariz. | Sr. | 44 | 1,881 | 42.8 |
| 1996 | Mark Gagliano, Southern Ill. | Sr. | 54 | 2,432 | 45.0 |
| 1997 | Barry Cantrell, Fordham | Sr. | 65 | 2,980 | 45.9 |
| 1998 | Chad Stanley, Stephen F. Austin | Sr. | 58 | 2,703 | 46.6 |
| 1999 | Matthew Peot, Montana St. | Jr. | 48 | 2,195 | 45.7 |
| 2000 | David Beckford, Alabama St. | So. | 48 | 2,121 | 44.2 |
| 2001 | Eddie Johnson, Idaho St. | Jr. | 49 | 2,270 | 46.3 |
| 2002 | Mark Gould, Northern Ariz. | Jr. | 62 | 2,987 | *48.2 |
| 2003 | Graham Whitlock, Gardner-Webb | Jr. | 57 | 2,593 | 45.5 |
| 2004 | Paul Ernster, Northern Ariz. | Sr. | 55 | 2,631 | 47.8 |
| 2005 | Wesley Taylor, Florida A&M | So. | 59 | 2,707 | 45.9 |

*Record.

Punt Returns

CAREER AVERAGE

(Minimum 1.2 Returns Per Game; Minimum 30 Returns; Player must have concluded his career)

| Player, Team | Years | No. | Yards | Avg. |
|----------------------------------|---------|-----|--------|------|
| Terrence McGee, Northwestern St. | 1999-02 | 56 | 972 | 17.4 |
| Willie Ware, Mississippi Val. | 1982-85 | 61 | 1,003 | 16.4 |
| Buck Phillips, Western Ill. | 1994-95 | 40 | 656 | 16.4 |
| Tim Egerton, Delaware St. | 1986-89 | 59 | 951 | 16.1 |
| Mark Orlando, Towson | 1991-94 | 41 | 644 | 15.7 |
| Joseph Jefferson, Western Ky. | 1998-01 | 53 | 809 | 15.3 |
| Emery Beckles, Idaho St. | 2002-03 | 60 | 903 | 15.1 |
| Corey Smith, Montana St. | 2000-03 | 63 | 938 | 14.9 |
| Toby Zeigler, Northwestern St. | 2002-05 | 93 | 1,363 | 14.7 |
| John Armstrong, Richmond | 1984-85 | 31 | 449 | 14.5 |
| Joey Jamison, Texas Southern | 1997-99 | 88 | 1,269 | 14.4 |
| Darrick Brown, Maine | 1995-98 | 56 | 807 | 14.4 |
| Marquay McDaniel, Hampton | 2002-05 | 116 | *1,668 | 14.4 |
| Delvin Joyce, James Madison | 1997-00 | 104 | 1,488 | 14.3 |
| James Norris, Western Ill. | 2001-04 | 33 | 467 | 14.2 |
| Ricky Pearsall, Northern Ariz. | 1994-97 | 39 | 546 | 14.0 |

*Record.

SEASON AVERAGE

(Minimum 1.2 Returns Per Game and Qualifiers for Championship)

| Player, Team | Year | No. | Yards | Avg. |
|----------------------------------|-------|-----|-------|------|
| Curtis DeLoatch, N.C. A&T | †2001 | 20 | 530 | 26.5 |
| Terrence McGee, Northwestern St. | †2000 | 18 | 427 | 23.7 |
| Tim Egerton, Delaware St. | †1988 | 16 | 368 | 23.0 |
| Ryan Priest, Lafayette | †1982 | 12 | 271 | 22.6 |
| Craig Hodge, Tennessee St. | †1987 | 19 | 398 | 21.0 |
| Chris Berry, Morehead St. | †1997 | 13 | 273 | 21.0 |
| Reggie Barlow, Alabama St. | †1995 | 12 | 249 | 20.8 |
| Bashir Livingston, Eastern Wash. | †1998 | 16 | 333 | 20.8 |
| John Armstrong, Richmond | †1985 | 19 | 391 | 20.6 |
| Craig Agee, Jacksonville St. | †2004 | 18 | 369 | 20.5 |
| KaRon Coleman, Stephen F. Austin | †1999 | 17 | 348 | 20.5 |
| Mark Orlando, Towson | †1994 | 19 | 377 | 19.8 |
| Willie Ware, Mississippi Val. | †1984 | 19 | 374 | 19.7 |
| Buck Phillips, Western Ill. | 1994 | 24 | 464 | 19.3 |
| James Norris, Western Ill. | †2003 | 15 | 287 | 19.1 |
| Junior Adams, Montana St. | 2001 | 20 | 381 | 19.1 |

†National champion.

ANNUAL CHAMPIONS

| Year | Player, Team | Class | No. | Yards | Avg. |
|------|-----------------------------------|-------|------|-------|-------|
| 1978 | Ray Smith, Northern Ariz. | Sr. | 13 | 181 | 13.9 |
| 1979 | Joseph Markus, Connecticut | Fr. | 17 | 219 | 12.9 |
| 1980 | Trumaine Johnson, Grambling | So. | ††13 | 226 | 17.4 |
| 1981 | Barney Bussey, South Carolina St. | So. | 14 | 255 | 18.2 |
| 1982 | Ryan Priest, Lafayette | Fr. | 12 | 271 | 22.6 |
| 1983 | Joe Fuller, UNI | So. | 22 | 344 | 15.6 |
| 1984 | Willie Ware, Mississippi Val. | Jr. | 19 | 374 | 19.7 |
| 1985 | John Armstrong, Richmond | Sr. | 19 | 391 | 20.6 |
| 1986 | Chris Darrington, Weber St. | Sr. | 16 | 290 | 18.1 |
| 1987 | Craig Hodge, Tennessee St. | Sr. | 19 | 398 | 21.0 |
| 1988 | Tim Egerton, Delaware St. | Jr. | 16 | 368 | 23.0 |
| 1989 | Henry Richard, La.-Monroe | Jr. | 15 | 258 | 17.2 |
| 1990 | Gary Harrell, Howard | Fr. | 26 | 417 | 16.0 |
| 1991 | Ashley Ambrose, Mississippi Val. | Sr. | 28 | 514 | 18.4 |
| 1992 | Quincy Miller, South Carolina St. | Jr. | 17 | 311 | 18.3 |
| 1993 | Ray Marshall, St. Peter's | Jr. | 10 | 171 | 17.1 |
| 1994 | Mark Orlando, Towson | Sr. | 19 | 377 | 19.8 |
| 1995 | Reggie Barlow, Alabama St. | Sr. | 12 | 249 | 20.8 |
| 1996 | Ricky Pearsall, Northern Ariz. | Jr. | 29 | 490 | 16.9 |
| 1997 | Chris Berry, Morehead St. | Sr. | 13 | 273 | 21.0 |
| 1998 | Bashir Livingston, Eastern Wash. | Sr. | 16 | 333 | 20.8 |
| 1999 | KaRon Coleman, Stephen F. Austin | Sr. | 17 | 348 | 20.5 |
| 2000 | Terrence McGee, Northwestern St. | So. | 18 | 427 | 23.7 |
| 2001 | Curtis DeLoatch, N.C. A&T | So. | 20 | 530 | *26.5 |
| 2002 | Zuriel Smith, Hampton | Sr. | 27 | 500 | 18.5 |
| 2003 | James Norris, Western Ill. | Jr. | 15 | 287 | 19.1 |
| 2004 | Craig Agee, Jacksonville St. | So. | 18 | 369 | 20.5 |
| 2005 | Nick Feldman, Morehead St. | So. | 27 | 512 | 18.9 |

*Record. ††Declared champion; with one more return (making 1.3 per game) for zero yards, still would have highest average.

Kickoff Returns

CAREER AVERAGE

(Minimum 1.2 Returns Per Game; Minimum 30 Returns; Player must have concluded his career)

| Player, Team | Years | No. | Yards | Avg. |
|------------------------------------|---------|-----|-------|------|
| Lamont Brightful, Eastern Wash. | 1998-01 | 65 | 1,949 | 30.0 |
| Troy Brown, Marshall | 1991-92 | 32 | 950 | 29.7 |
| Cedric Bowen, Ark.-Pine Bluff | 2001-04 | 38 | 1,124 | 29.6 |
| Charles Swann, Indiana St. | 1989-91 | 45 | 1,319 | 29.3 |
| Craig Richardson, Eastern Wash. | 1983-86 | 71 | 2,021 | 28.5 |
| Cortland Finnegan, Samford | 2002-05 | 70 | 1,980 | 28.3 |
| Ramondo North, N.C. A&T | 1998-00 | 48 | 1,356 | 28.3 |
| Kenyatta Sparks, Southern U. | 1992-95 | 39 | 1,100 | 28.2 |
| Kerry Hayes, Western Caro. | 1991-94 | 73 | 2,058 | 28.2 |
| Daryl Holcombe, Eastern Ill. | 1986-89 | 49 | 1,379 | 28.1 |
| Dwight Robinson, James Madison | 1990-93 | 51 | 1,434 | 28.1 |
| Curtis Chappell, Howard | 1984-87 | 42 | 1,177 | 28.0 |
| Leon Brown, Eastern Ky. | 1990-93 | 44 | 1,230 | 28.0 |
| Josh Cole, Furman | 1993-96 | 65 | 1,808 | 27.8 |
| Tyree Talton, UNI | 1995-98 | 72 | 1,999 | 27.8 |
| Joe Rosato, Duquesne | 1994-97 | 60 | 1,661 | 27.7 |
| Marcus Durgin, Samford | 1990-93 | 44 | 1,218 | 27.7 |
| Cornelius Turner, Mississippi Val. | 1992-94 | 50 | 1,379 | 27.6 |
| Anthony Taylor, UNI | 1992-95 | 30 | 821 | 27.4 |
| Jerry Parrish, Eastern Ky. | 1978-81 | 61 | 1,668 | 27.3 |
| Steven Rush, Missouri St. | 2001-04 | 41 | 1,120 | 27.3 |
| Tony James, Eastern Ky. | 1982-84 | 57 | 1,552 | 27.2 |
| Ricky Ellis, St. Mary's (Cal.) | 1994-96 | 31 | 836 | 27.0 |

\$See page 10 for explanation.

SEASON AVERAGE

(Minimum 1.2 Returns Per Game and Qualifiers for Championship)

| Player, Team | Year | No. | Yards | Avg. |
|---------------------------------|-------|-----|-------|------|
| David Fraterrigo, Canisius | †1993 | 13 | 485 | 37.3 |
| Brian Bratton, Furman | †2001 | 14 | 521 | 37.2 |
| Kerry Hayes, Western Caro. | 1993 | 16 | 584 | 36.5 |
| Cordell Roane, Richmond | †1999 | 13 | 470 | 36.2 |
| Jerome Mathis, Hampton | †2004 | 25 | 888 | 35.5 |
| Ryan Zimpleman, Butler | †1998 | 28 | 972 | 34.7 |
| Craig Richardson, Eastern Wash. | †1984 | 21 | 729 | 34.7 |
| Randy Moss, Marshall | †1996 | 14 | 484 | 34.6 |
| Avion Black, Tennessee St. | 1999 | 23 | 786 | 34.2 |
| Lamont Brightful, Eastern Wash. | 1999 | 26 | 882 | 33.9 |

Player, Team

| Year | No. | Yards | Avg. | |
|----------------------------------|-------|-------|------|------|
| Errin Hatwood, St. John's (N.Y.) | †1994 | 12 | 401 | 33.4 |
| Marcus Durgin, Samford | †1992 | 15 | 499 | 33.3 |
| Corey Smith, Montana St. | †2003 | 20 | 664 | 33.2 |
| Richard Holland, VMI | †2000 | 19 | 628 | 33.1 |
| Rory Lee, Western Ill. | 1993 | 16 | 527 | 32.9 |
| Corey Alexander, Texas Southern | †2002 | 19 | 615 | 32.4 |
| Chris Crawford, Nicholls St. | 2003 | 20 | 646 | 32.3 |
| Cortland Finnegan, Samford | 2002 | 23 | 741 | 32.2 |
| Lamont Brightful, Eastern Wash. | 2000 | 15 | 483 | 32.2 |
| Dave Meggett, Towson | †1988 | 13 | 418 | 32.2 |
| Josh Cole, Furman | †1995 | 17 | 546 | 32.1 |
| Charles Swann, Indiana St. | †1990 | 20 | 642 | 32.1 |
| Tyree Talton, UNI | 1996 | 22 | 703 | 32.0 |

†National champion.

ANNUAL CHAMPIONS

| Year | Player, Team | Class | No. | Yards | Avg. |
|------|----------------------------------|-------|-----|-------|-------|
| 1978 | Dave Loehle, New Hampshire | Jr. | 15 | 460 | 30.7 |
| 1979 | Garry Pearson, Massachusetts | Fr. | 12 | 348 | 29.0 |
| 1980 | Danny Thomas, N.C. A&T | Fr. | 15 | 381 | 25.4 |
| 1981 | Jerry Parrish, Eastern Ky. | Sr. | 18 | 534 | 29.7 |
| 1982 | Davlin Mullen, Western Ky. | Sr. | 18 | 574 | 31.9 |
| 1983 | Tony James, Eastern Ky. | Jr. | 17 | 511 | 30.1 |
| 1984 | Craig Richardson, Eastern Wash. | So. | 21 | 729 | 34.7 |
| 1985 | Rodney Payne, Murray St. | Fr. | 16 | 464 | 29.0 |
| 1986 | Danny Copeland, Eastern Ky. | Jr. | 26 | 812 | 31.2 |
| 1987 | Howard Huckaby, Florida A&M | So. | 20 | 602 | 30.1 |
| 1988 | Dave Meggett, Towson | Sr. | 13 | 418 | 32.2 |
| 1989 | Scott Thomas, Liberty | Fr. | 13 | 373 | 28.7 |
| 1990 | Charles Swann, Indiana St. | Jr. | 20 | 642 | 32.1 |
| 1991 | Paul Ashby, Alabama St. | Jr. | 17 | 520 | 30.6 |
| 1992 | Marcus Durgin, Samford | Jr. | 15 | 499 | 33.3 |
| 1993 | David Fraterrigo, Canisius | Sr. | 13 | 485 | *37.3 |
| 1994 | Errin Hatwood, St. John's (N.Y.) | Sr. | 12 | 401 | 33.4 |
| 1995 | Josh Cole, Furman | Jr. | 17 | 546 | 32.1 |
| 1996 | Randy Moss, Marshall | Fr. | 14 | 484 | 34.6 |
| 1997 | Andy Swafford, Troy | Sr. | 14 | 440 | 31.4 |
| 1998 | Ryan Zimpleman, Butler | So. | 28 | 972 | 34.7 |
| 1999 | Cordell Roane, Richmond | Fr. | 13 | 470 | 36.2 |
| 2000 | Richard Holland, VMI | Sr. | 19 | 628 | 33.1 |
| 2001 | Brian Bratton, Furman | Fr. | 14 | 521 | 37.2 |
| 2002 | Corey Alexander, Texas Southern | So. | 19 | 615 | 32.4 |
| 2003 | Corey Smith, Montana St. | Sr. | 20 | 664 | 33.2 |
| 2004 | Jerome Mathis, Hampton | Sr. | 25 | 888 | 35.5 |
| 2005 | Ricky Williams, Bethune-Cookman | Sr. | 21 | 659 | 31.4 |

*Record.

All-Purpose Yards

CAREER YARDS PER GAME

(Minimum 3,200 Yards; Player must have concluded his career)

| Player, Team | Years | G | Rush | Rcv. | Int. | PR | KOR | Yds. | Yd. PG |
|-----------------------------------|----------------|----|--------|-------|------|-----|-------|--------|--------|
| Brian Westbrook, Villanova | 1997-98, 00-01 | 44 | 4,298 | 2,582 | 0 | 343 | 2,289 | *9,512 | 216.2 |
| Jerry Azumah, New Hampshire | 1995-98 | 41 | 6,193 | 1,153 | 0 | 5 | 1,025 | 8,376 | 204.3 |
| Arnold Mickens, Butler | 1994-95 | 20 | 3,813 | 47 | 0 | 0 | 87 | 3,947 | 197.4 |
| Tim Hall, Robert Morris | 1994-95 | 19 | 2,908 | 793 | 0 | 0 | 0 | 3,701 | 194.8 |
| Reggie Greene, Siena | 1994-97 | 36 | 5,415 | 274 | 0 | 53 | 1,217 | 6,959 | 193.3 |
| Dave Meggett, Towson | 1987-88 | 18 | 1,658 | 788 | 0 | 212 | 745 | 3,403 | 189.1 |
| Archie Amerson, Northern Ariz. | 1995-96 | 22 | 3,196 | 484 | 0 | 0 | 382 | 4,062 | 184.6 |
| Kenny Gamble, Colgate | 1984-87 | 42 | 5,220 | 536 | 0 | 104 | 1,763 | 7,623 | 181.5 |
| Rick Sarille, Wagner | \$1995-99 | 41 | 5,290 | 365 | 0 | 0 | 1,682 | 7,337 | 179.0 |
| Aaron Stecker, Western Ill. | 1997-98 | 20 | 3,081 | 427 | 0 | 0 | 0 | 3,508 | 175.4 |
| Rich Erenberg, Colgate | 1982-83 | 21 | 2,618 | 423 | 0 | 268 | 315 | 3,624 | 172.6 |
| Claude Mathis, Texas St. | 1994-97 | 44 | 4,691 | 744 | 0 | 635 | 1,353 | 7,423 | 168.7 |
| Thomas Haskins, VMI | 1993-96 | 44 | 5,355 | 179 | 0 | 216 | 1,661 | 7,411 | 168.4 |
| Ozzie Young, Valparaiso | 1993-95 | 29 | 1,576 | 1,123 | 0 | 418 | 1,728 | 4,845 | 167.1 |
| Nick Hartigan, Brown | 2003-05 | 30 | 4,488 | 510 | 0 | 0 | 0 | 4,998 | 166.6 |
| Fine Unga, Weber St. | 1987-88 | 22 | 2,298 | 391 | 0 | 7 | 967 | 3,663 | 166.5 |
| Adrian Peterson, Ga. Southern | 1998-01 | 42 | *6,559 | 225 | 0 | 0 | 0 | 6,784 | 161.5 |
| Charles Dunn, Portland St. | 1998-00 | 33 | 4,831 | 489 | 0 | 0 | 0 | 5,320 | 161.2 |
| Gill Fenerty, Holy Cross | 1983-85 | 30 | 3,618 | 477 | 0 | 1 | 731 | 4,827 | 160.9 |
| Gary Jones, Albany (N.Y.) | 2002-03 | 23 | 3,033 | 227 | 0 | 0 | 379 | 3,639 | 158.2 |
| Keith Elias, Princeton | 1991-93 | 30 | 4,208 | 508 | 0 | 0 | 25 | 4,741 | 158.0 |
| Don Wilkerson, Texas St. | 1993-94 | 22 | 2,356 | 255 | 0 | 83 | 757 | 3,451 | 156.9 |
| Marcel Shipp, Massachusetts | 1997-00 | 43 | 5,383 | 932 | 0 | 0 | 392 | 6,707 | 156.0 |
| Kito Lockwood, Wagner | 1993-95 | 25 | 2,576 | 891 | 0 | 0 | 420 | 3,887 | 155.5 |
| Tyrone Butterfield, Tennessee St. | 1997-98 | 22 | 12 | 2,182 | 0 | 44 | 1,164 | 3,402 | 154.6 |



Steve Silva of Holy Cross was the 2005 Division I-AA leader in all-purpose yards with 213.3 per game.

Holy Cross Sports Information

| Player, Team | Years | G | Rush | Rcv. | Int. | PR | KOR | Yds. | Yd. PG |
|------------------------------------|---------|----|-------|-------|------|-----|-------|-------|--------|
| Jesse Chatman, Eastern Wash. | 1999-01 | 31 | 4,173 | 614 | 0 | 0 | 4 | 4,791 | 154.5 |
| Barry Bourassa, New Hampshire..... | 1989-92 | 39 | 2,960 | 1,307 | 0 | 306 | 1,370 | 5,943 | 152.4 |
| Ryan Fuqua, Portland St. | 2001-04 | 43 | 4,730 | 819 | 0 | 0 | 982 | 6,531 | 151.9 |
| Javarus Dudley, Fordham..... | 2000-03 | 47 | 58 | 4,197 | 0 | 192 | 2,668 | 7,115 | 151.4 |
| Charles Tharp, Western Ill. | 1999-00 | 22 | 2,834 | 454 | 0 | 23 | 0 | 3,311 | 150.5 |

*Record. \$See page 10 for explanation.

SEASON YARDS PER GAME

| Player, Team | Year | Rush | Rcv. | Int. | PR | KOR | Yds. | Yd. PG |
|--------------------------------------|-------|-------|--------|------|-----|-------|--------|--------|
| Brian Westbrook, Villanova..... | †1998 | 1,046 | 1,144 | 0 | 192 | 644 | *3,026 | 275.1 |
| Brian Westbrook, Villanova..... | †2000 | 1,220 | 724 | 0 | 0 | 1,048 | 2,992 | 272.0 |
| Brian Westbrook, Villanova..... | †2001 | 1,603 | 658 | 0 | 122 | 440 | 2,823 | 256.6 |
| Jerry Azumah, New Hampshire..... | 1998 | 2,195 | 218 | 0 | 5 | 308 | 2,726 | 247.8 |
| Reggie Greene, Siena..... | †1996 | 1,719 | 50 | 0 | 0 | 337 | 2,106 | 234.0 |
| Jesse Chatman, Eastern Wash. | 2001 | 2,096 | 424 | 0 | 0 | 0 | 2,520 | 229.1 |
| Arnold Mickens, Butler..... | †1994 | 2,255 | 7 | 0 | 0 | 0 | 2,262 | 226.2 |
| Reggie Greene, Siena..... | †1997 | 1,719 | 50 | 0 | 0 | 158 | 2,009 | 223.2 |
| Charles Roberts, Sacramento St. | 1998 | 2,260 | 79 | 0 | 0 | 91 | 2,430 | 220.9 |
| Archie Amerson, Northern Ariz. | 1996 | 2,079 | 262 | 0 | 0 | 88 | 2,429 | 220.8 |
| Kenny Gamble, Colgate..... | †1986 | 1,816 | 178 | 0 | 40 | 391 | 2,425 | 220.5 |
| Reggie Greene, Siena..... | †1995 | 1,461 | 77 | 0 | 53 | 363 | 1,954 | 217.1 |
| Stephan Lewis, New Hampshire..... | 2001 | 1,390 | 527 | 0 | 0 | 471 | 2,388 | 217.1 |
| Johnnie Gray, Weber St. | 2001 | 1,571 | 446 | 0 | 0 | 369 | 2,386 | 216.9 |
| Eddie Conti, Delaware..... | 1998 | -2 | *1,712 | 0 | 156 | 502 | 2,368 | 215.3 |
| Steve Silva, Holy Cross..... | †2005 | 912 | 364 | 0 | 395 | 462 | 2,133 | 213.3 |
| Marcel Shipp, Massachusetts..... | 1998 | 1,949 | 288 | 0 | 0 | 100 | 2,337 | 212.5 |
| Michael Clemons, William & Mary..... | 1986 | 1,065 | 516 | 0 | 330 | 423 | 2,334 | 212.2 |
| DaVon Fowlkes, Appalachian St. | †2004 | 82 | 1,618 | 0 | 194 | 419 | 2,313 | 210.3 |

*Record. †National champion.

CAREER YARDS

| Player, Team | Years | Rush | Rcv. | Int. | PR | KOR | Yds. | Yd. PP |
|--------------------------------------|----------------|--------|-------|------|-------|-------|-------|--------|
| Brian Westbrook, Villanova..... | 1997-98, 00-01 | 4,298 | 2,582 | 0 | 343 | 2,289 | 9,512 | 9.3 |
| Jerry Azumah, New Hampshire..... | 1995-98 | 6,193 | 1,153 | 0 | 5 | 1,025 | 8,376 | 7.4 |
| Kenny Gamble, Colgate..... | 1984-87 | 5,220 | 536 | 0 | 104 | 1,763 | 7,623 | 7.0 |
| Claude Mathis, Texas St. | 1994-97 | 4,691 | 744 | 0 | 635 | 1,353 | 7,423 | 7.0 |
| Thomas Haskins, VMI..... | 1993-96 | 5,355 | 179 | 0 | 216 | 1,661 | 7,411 | 7.2 |
| Rick Sarille, Wagner..... | \$1995-99 | 5,290 | 365 | 0 | 0 | 1,682 | 7,337 | 6.9 |
| Javarus Dudley, Fordham..... | 2000-03 | 58 | 4,197 | 0 | 192 | 2,668 | 7,115 | 16.3 |
| Charles Roberts, Sacramento St. | 1997-00 | 6,553 | 382 | 0 | 12 | 165 | 7,112 | 6.0 |
| Reggie Greene, Siena..... | 1994-97 | 5,415 | 274 | 0 | 53 | 1,217 | 6,959 | 7.1 |
| Adrian Peterson, Ga. Southern..... | 1998-01 | *6,559 | 225 | 0 | 0 | 0 | 6,784 | 6.7 |
| Marcel Shipp, Massachusetts..... | 1997-00 | 5,383 | 932 | 0 | 0 | 392 | 6,707 | 5.7 |
| Ryan Fuqua, Portland St. | 2001-04 | 4,730 | 819 | 0 | 0 | 982 | 6,531 | 6.2 |
| Fred Amey, Sacramento St. | 2001-04 | 34 | 4,049 | 0 | 573 | 1,687 | 6,343 | 15.7 |
| Joe McCourt, Lafayette..... | 2001-04 | 4,474 | 1,135 | 0 | 103 | 335 | 6,047 | 5.4 |
| Donte Small, Duquesne..... | 1998-01 | 4,260 | 306 | 0 | 0 | 1,426 | 5,992 | 6.4 |
| Rich Lemon, Bucknell..... | 1993-96 | 4,742 | 961 | 0 | 99 | 150 | 5,952 | 5.2 |
| Barry Bourassa, New Hampshire..... | 1989-92 | 2,960 | 1,307 | 0 | 306 | 1,370 | 5,943 | 7.5 |
| Eric Kimble, Eastern Wash. | 2002-05 | 339 | 4,140 | 0 | 990 | 465 | 5,934 | 14.1 |
| Pete Mandley, Northern Ariz. | 1979-80, 82-83 | 436 | 2,598 | 11 | 901 | 1,979 | 5,925 | 14.8 |
| Charles Anthony, Tennessee St. | 2001-04 | 5,057 | 851 | 0 | 0 | 0 | 5,908 | 6.0 |
| Frank Hawkins, Nevada..... | 1977-80 | 5,333 | 519 | 0 | 0 | 0 | 5,852 | 5.8 |
| Vincent Jackson, Northern Colo. | 2001-04 | 0 | 3,548 | 0 | 1,024 | 1,238 | 5,810 | 18.3 |
| Erik Marsh, Lafayette..... | 1991-94 | 4,834 | 383 | 0 | 76 | 490 | 5,783 | 5.2 |
| Darrell Jones, Cal Poly..... | 2001-04 | 173 | 2,460 | 0 | 1,328 | 1,807 | 5,768 | 14.3 |
| Matt Cannon, Southern Utah..... | 1997-00 | 5,489 | 236 | 0 | 0 | 17 | 5,742 | 7.5 |
| Eddie Conti, Delaware..... | 1994-98 | -7 | 3,496 | 0 | 802 | 1,446 | 5,737 | 17.1 |
| Sean Morey, Brown..... | 1995-98 | 131 | 3,850 | 0 | 9 | 1,736 | 5,726 | 15.7 |
| Andre Raymond, Eastern Ill. | 2000-03 | 2,342 | 1,256 | 0 | 112 | 1,968 | 5,678 | 8.7 |
| Kerry Hayes, Western Caro. | 1991-94 | 5 | 2,594 | 0 | 876 | 2,058 | 5,603 | *19.1 |
| Jamie Jones, Eastern Ill. | 1988-91 | 3,466 | 816 | 0 | 66 | 1,235 | 5,583 | 6.2 |

*Record. \$See page 10 for explanation.

SEASON YARDS

| Player, Team | Year | Rush | Rcv. | Int. | PR | KOR | Yds. | Yd. PP |
|--|-------|--------|--------|------|-----|-------|-------|--------|
| Brian Westbrook, Villanova..... | †1998 | 1,046 | 1,144 | 0 | 192 | 644 | 3,026 | 9.2 |
| Brian Westbrook, Villanova..... | †2000 | 1,220 | 724 | 0 | 0 | 1,048 | 2,992 | 10.8 |
| Brian Westbrook, Villanova..... | †2001 | 1,603 | 658 | 0 | 122 | 440 | 2,823 | 8.5 |
| Jerry Azumah, New Hampshire..... | 1998 | 2,195 | 218 | 0 | 5 | 308 | 2,726 | 7.3 |
| Jesse Chatman, Eastern Wash. | 2001 | 2,096 | 424 | 0 | 0 | 0 | 2,520 | 7.8 |
| Charles Roberts, Sacramento St. | 1998 | 2,260 | 79 | 0 | 0 | 91 | 2,430 | 6.1 |
| Archie Amerson, Northern Ariz. | 1996 | 2,079 | 262 | 0 | 0 | 88 | 2,429 | 6.9 |
| Kenny Gamble, Colgate..... | †1986 | 1,816 | 178 | 0 | 40 | 391 | 2,425 | 7.1 |
| Stephan Lewis, New Hampshire..... | 2001 | 1,390 | 527 | 0 | 0 | 471 | 2,388 | 7.4 |
| Johnnie Gray, Weber St. | 2001 | 1,571 | 446 | 0 | 0 | 369 | 2,386 | 6.5 |
| Eddie Conti, Delaware..... | 1998 | -2 | *1,712 | 0 | 156 | 502 | 2,368 | 18.2 |
| Jamaal Branch, Colgate..... | 2003 | *2,326 | 24 | 0 | 0 | 0 | 2,350 | 5.2 |
| Marcel Shipp, Massachusetts..... | 1998 | 1,949 | 288 | 0 | 0 | 100 | 2,337 | 6.6 |
| Michael Clemons, William & Mary..... | 1986 | 1,065 | 516 | 0 | 330 | 423 | 2,334 | 6.7 |
| DaVon Fowlkes, Appalachian St. | †2004 | 82 | 1,618 | 0 | 194 | 419 | 2,313 | 15.2 |
| Derrick Cullors, Murray St. | 1995 | 1,765 | 312 | 0 | 0 | 201 | 2,278 | 7.6 |
| Clarence Matthews, Northwestern St. | 1995 | 1,384 | 194 | 0 | 145 | 554 | 2,277 | 7.7 |

| Player, Team | Year | Rush | Rcv. | Int. | PR | KOR | Yds. | Yd. PP |
|---------------------------------|-------|-------|------|------|-----|-----|-------|--------|
| Andre Raymond, Eastern Ill. | 2002 | 612 | 672 | 0 | 112 | 872 | 2,268 | 9.3 |
| Arnold Mickens, Butler | †1994 | 2,255 | 7 | 0 | 0 | 0 | 2,262 | 5.5 |
| Claude Mathis, Texas St. | 1995 | 1,286 | 315 | 0 | 352 | 308 | 2,261 | 7.3 |
| Anthony Jordan, Samford | 1994 | 924 | 400 | 0 | 169 | 767 | 2,260 | 10.8 |
| Aaron Stecker, Western Ill. | 1997 | 1,957 | 288 | 0 | 0 | 0 | 2,245 | 6.9 |
| Rich Erenberg, Colgate | †1983 | 1,883 | 214 | 0 | 126 | 18 | 2,241 | 6.7 |
| Stephan Lewis, New Hampshire | †2002 | 1,152 | 419 | 0 | 13 | 645 | 2,229 | 7.1 |
| Jerry Azumah, New Hampshire | 1997 | 1,572 | 297 | 0 | 0 | 351 | 2,220 | 7.2 |
| Charles Roberts, Sacramento St. | 1999 | 2,082 | 108 | 0 | 12 | 0 | 2,202 | 6.9 |

*Record. †National champion.

ALL-PURPOSE SINGLE-GAME HIGHS

| Yds. | Player, Team (Opponent) | Date |
|------|---|----------------|
| 467 | Joey Stockton, Western Ky. (Austin Peay) | Sept. 16, 1995 |
| 463 | Michael Lerch, Princeton (Brown) | Oct. 12, 1991 |
| 458 | Brian Westbrook, Villanova (Delaware) | Nov. 18, 2000 |
| 453 | Herman Hunter, Tennessee St. (Mississippi Val.) | Nov. 13, 1982 |
| 447 | Maurice Hicks, N.C. A&T (Morgan St.) | Oct. 6, 2001 |
| 437 | Ryan Fuqua, Portland St. (Eastern Wash.) | Nov. 10, 2001 |
| 428 | Brian Westbrook, Villanova (Pittsburgh) | Sept. 5, 1998 |
| 420 | Reggie Greene, Siena (St. John's [N.Y.]) | Nov. 2, 1996 |
| 410 | Steven Rush, Missouri St. (Illinois St.) | Nov. 8, 2003 |
| 409 | Charles Roberts, Sacramento St. (Idaho St.) | Nov. 6, 1999 |
| 409 | Josh Rue, Duquesne (Canisius) | Nov. 17, 2001 |
| 405 | Brian Westbrook, Villanova (James Madison) | Oct. 6, 2001 |
| 401 | Eddie Conti, Delaware (Northeastern) | Oct. 3, 1998 |
| 401 | Eddie Conti, Delaware (Connecticut) | Nov. 7, 1998 |

ANNUAL CHAMPIONS

| Year | Player, Team | Class | Rush | Rcv. | Int. | PR | KOR | Yds. | Yd. PG |
|------|--------------------------------|-------|-------|-------|------|-----|-------|--------|--------|
| 1978 | Frank Hawkins, Nevada | So. | 1,445 | 211 | 0 | 0 | 0 | 1,656 | 165.6 |
| 1979 | Frank Hawkins, Nevada | Jr. | 1,683 | 123 | 0 | 0 | 0 | 1,806 | 164.2 |
| 1980 | Ken Jenkins, Bucknell | Jr. | 1,270 | 293 | 0 | 65 | 256 | 1,884 | 188.4 |
| 1981 | Garry Pearson, Massachusetts | Jr. | 1,026 | 105 | 0 | 0 | 450 | 1,581 | 175.7 |
| 1982 | Pete Mandley, Northern Ariz. | Jr. | 36 | 1,067 | 0 | 344 | 532 | 1,979 | 179.9 |
| 1983 | Rich Erenberg, Colgate | Sr. | 1,883 | 214 | 0 | 126 | 18 | 2,241 | 203.7 |
| 1984 | Gene Lake, Delaware St. | Jr. | 1,722 | 37 | 0 | 0 | 0 | 1,759 | 175.9 |
| 1985 | Gill Fenerty, Holy Cross | Sr. | 1,368 | 187 | 0 | 1 | 414 | 1,970 | 197.0 |
| 1986 | Kenny Gamble, Colgate | Jr. | 1,816 | 178 | 0 | 40 | 391 | 2,425 | 220.5 |
| 1987 | Dave Meggett, Towson | Jr. | 814 | 572 | 0 | 78 | 327 | 1,791 | 199.0 |
| 1988 | Otis Washington, Western Caro. | Sr. | 66 | 907 | 0 | 0 | 1,113 | 2,086 | 189.6 |
| 1989 | Dominic Corr, Eastern Wash. | Sr. | 796 | 52 | 0 | 0 | 807 | 1,655 | 183.9 |
| 1990 | Barry Bourassa, New Hampshire | So. | 957 | 276 | 0 | 133 | 368 | 1,734 | 192.7 |
| 1991 | Barry Bourassa, New Hampshire | Jr. | 1,130 | 426 | 0 | 0 | 596 | 2,152 | 195.6 |
| 1992 | David Wright, Indiana St. | Fr. | 1,313 | 108 | 0 | 0 | 593 | 2,014 | 183.1 |
| 1993 | Tony Vinson, Towson | Sr. | 2,016 | 57 | 0 | 0 | 0 | 2,073 | 207.3 |
| 1994 | Arnold Mickens, Butler | Jr. | 2,255 | 7 | 0 | 0 | 0 | 2,262 | 226.2 |
| 1995 | Reggie Greene, Siena | So. | 1,461 | 77 | 0 | 53 | 363 | 1,954 | 217.1 |
| 1996 | Reggie Greene, Siena | Jr. | 1,719 | 50 | 0 | 0 | 337 | 2,106 | 234.0 |
| 1997 | Reggie Greene, Siena | Sr. | 1,778 | 73 | 0 | 0 | 158 | 2,009 | 223.2 |
| 1998 | Brian Westbrook, Villanova | So. | 1,046 | 1,144 | 0 | 192 | 644 | *3,026 | *275.1 |
| 1999 | Rick Sarille, Wagner | Sr. | 1,373 | 226 | 0 | 0 | 475 | 2,074 | 207.4 |
| 2000 | Brian Westbrook, Villanova | Jr. | 1,220 | 724 | 0 | 0 | 1,048 | 2,992 | 272.0 |
| 2001 | Brian Westbrook, Villanova | Sr. | 1,603 | 658 | 0 | 122 | 440 | 2,823 | 256.6 |
| 2002 | Stephan Lewis, New Hampshire | Sr. | 1,152 | 419 | 0 | 13 | 645 | 2,229 | 202.6 |
| 2003 | Luke McArdle, Georgetown | Sr. | 0 | 1,118 | 0 | 506 | 407 | 2,031 | 184.6 |
| 2004 | DaVon Fowlkes, Appalachian St. | Sr. | 82 | 1,618 | 0 | 194 | 419 | 2,313 | 210.3 |
| 2005 | Steve Silva, Holy Cross | Sr. | 912 | 364 | 0 | 395 | 462 | 2,133 | 213.3 |

*Record.

Field Goals

CAREER FIELD GOALS

| Player, Team | Years | Total | Pct. | Under 40 | | |
|------------------------------------|-------------|--------|-------|----------|-------|------|
| | | | | Yds. | Plus | Long |
| Maryl Zendejas, Nevada (S) | 1984-87 | 72-90 | .800 | 42-45 | 30-45 | 54 |
| Kirk Roach, Western Caro. (S) | 1984-87 | 71-102 | .696 | 45-49 | 26-53 | 57 |
| Tony Zendejas, Nevada (S) | 1981-83 | 70-86 | *.814 | 45-49 | 25-37 | 58 |
| Chris Snyder, Montana (S) | 2000-03 | 70*105 | .667 | 43-53 | 27-52 | 57 |
| Scott Shields, Weber St. (S) | 1995-98 | 67-90 | .744 | 48-55 | 19-35 | 55 |
| Brian Mitchell, Marshall/UNI (S) | 1987, 89-91 | 64-81 | .790 | 48-55 | 16-26 | 57 |
| Dave Ettinger, Hofstra (S) | 1994-97 | 62-93 | .667 | 37-48 | 24-45 | 54 |
| Todd Kurz, Illinois St. (S) | 1993-96 | 59-87 | .678 | 40-53 | 19-34 | 51 |
| Greg Kuehn, William & Mary (S) | 2002-05 | 59-89 | .663 | 44-62 | 15-27 | 51 |
| Steve Christie, William & Mary (S) | 1986-89 | 57-83 | .686 | 39-49 | 18-34 | 53 |
| Jose Larios, McNeese St. (S) | 1992-95 | 57-89 | .640 | 47-57 | 10-32 | 47 |
| Teddy Garcia, La.-Monroe (S) | 1984-87 | 56-88 | .636 | 35-43 | 21-45 | 55 |
| Bjorn Nittmo, Appalachian St. (S) | 1985-88 | 55-74 | .743 | 35-40 | 20-34 | 54 |
| Justin Langan, Western Ill. (S) | 2001-04 | 53-78 | .679 | 36-44 | 17-34 | 53 |
| Paul McFadden, Youngstown St. (S) | 1980-83 | 52-90 | .578 | 28-42 | 24-48 | 54 |
| Kelly Potter, Middle Tenn. (S) | 1981-84 | 52-78 | .667 | 37-49 | 15-29 | 57 |
| Shonz LaFrenz, McNeese St. (S) | 1996-99 | 52-78 | .667 | 44-65 | 8-13 | 46 |

| Player, Team | Years | Total | Pct. | Under 40 Yds. | 40 Plus | Long |
|---|-------------|-------|------|---------------|---------|------|
| Mike Black, Boise St. (S) | 1988-91 | 51-75 | .680 | 35-43 | 16-32 | 48 |
| Paul Politi, Illinois St. (S) | 1983-86 | 50-78 | .641 | 34-48 | 16-30 | 50 |
| Tim Foley, Ga. Southern (S) | 1984-87 | 50-62 | .806 | 32-37 | 18-25 | **63 |
| Jeff Wilkins, Youngstown St. (S) | 1990-93 | 50-73 | .685 | 33-38 | 17-35 | 54 |
| Chris Onorato, Hofstra (S) | 2001-04 | 50-77 | .649 | 42-58 | 8-19 | 52 |
| Brian Morgan, Grambling (S) | 2001-04 | 50-87 | .575 | 39-64 | 11-23 | 52 |
| Scott Roper, Texas-Arlington/Arkansas St. (S) | 1985, 86-87 | 49-75 | .653 | 35-43 | 14-32 | **63 |
| Paul Hickert, Murray St. (S) | 1984-87 | 49-79 | .620 | 34-48 | 15-31 | 62 |
| Matt Stover, Louisiana Tech (S) | 1986-88 | 49-68 | .721 | 29-34 | 20-34 | 57 |
| Chuck Rawlinson, Stephen F. Austin (S) | 1988-91 | 49-69 | .710 | 34-43 | 15-26 | 58 |
| Thayne Doyle, Idaho (S) | 1988-91 | 49-75 | .653 | 35-51 | 14-24 | 52 |
| Wayne Boyer, Missouri St. (S) | 1993-96 | 49-71 | .690 | 36-45 | 13-26 | 57 |

*Record. **Record tied. (S) Soccer-style kicker.

SEASON FIELD GOALS

| Player, Team | Year | Total | Pct. | Under 40 Yds. | 40 Plus | Long |
|-------------------------------------|-------|---------|-------|---------------|---------|------|
| Tony Zendejas, Nevada (S) | †1982 | 26-**33 | .788 | 18-20 | 8-13 | 52 |
| Brian Mitchell, UNI (S) | †1990 | 26-27 | *.963 | 23-23 | 3-4 | 45 |
| Wayne Boyer, Missouri St. (S) | †1996 | 25-30 | .833 | 16-18 | 9-12 | 57 |
| MacKenzie Hoambrecker, UNI (S) | †2002 | 25-28 | .893 | 17-19 | 8-9 | 59 |
| Chris Snyder, Montana (S) | †2003 | 25-30 | .833 | 17-18 | 8-12 | 54 |
| George Benyola, Louisiana Tech (S) | †1985 | 24-31 | .774 | 15-18 | 9-13 | 53 |
| Kirk Roach, Western Caro. (S) | †1986 | 24-28 | .857 | 17-17 | 7-11 | 52 |
| Tony Zendejas, Nevada (S) | †1983 | 23-29 | .793 | 14-15 | 9-14 | 58 |
| Goran Lingmerth, Northern Ariz. (S) | 1986 | 23-29 | .793 | 16-19 | 7-10 | 55 |
| Matt Lange, Western Ky. (S) | 2003 | 23-28 | .821 | 17-18 | 6-10 | 46 |
| Marty Zendejas, Nevada (S) | †1984 | 22-27 | .815 | 12-13 | 10-14 | 52 |
| Mike Dodd, Boise St. (S) | †1992 | 22-31 | .710 | 16-21 | 6-10 | 50 |
| Jose Larios, McNeese St. (S) | †1993 | 22-28 | .786 | 19-21 | 3-7 | 47 |
| David Ettinger, Hofstra (S) | †1995 | 22-**33 | .667 | 17-22 | 5-11 | 54 |
| Rob Hart, Murray St. (S) | 1996 | 22-27 | .815 | 18-20 | 4-7 | 52 |
| Matt Vick, Chattanooga (S) | †2000 | 22-26 | .846 | 17-19 | 5-7 | 42 |
| Tony Zendejas, Nevada (S) | †1981 | 21-24 | .875 | 13-14 | 8-10 | 55 |
| Scott Roper, Arkansas St. (S) | 1986 | 21-28 | .750 | 15-17 | 6-11 | 50 |
| Matt Stover, Louisiana Tech (S) | 1986 | 21-25 | .840 | 15-15 | 6-10 | 53 |
| Kevin McKelvie, Nevada (S) | 1990 | 21-24 | .875 | 16-17 | 5-7 | 52 |
| Travis Brawner, Missouri St. (S) | †1997 | 21-28 | .750 | 15-17 | 6-11 | 52 |

*Record. **Record tied. †National champion. (S) Soccer-style kicker.

ANNUAL CHAMPIONS

(Ranked on Per-Game Average)

| Year | Player, Team | Total | PG | Pct. |
|------|------------------------------------|-----------|-------|-------|
| 1978 | Tom Sarette, Boise St. (S) | 12-20 | 1.2 | .600 |
| 1979 | Wilfredo Rosales, Alcorn St. (S) | 13-20 | 1.3 | .650 |
| | Sandro Vitiello, Massachusetts (S) | 13-22 | 1.3 | .591 |
| 1980 | Scott Norwood, James Madison (S) | 15-21 | 1.5 | .714 |
| 1981 | Tony Zendejas, Nevada (S) | 21-24 | 1.9 | .875 |
| 1982 | Tony Zendejas, Nevada (S) | **26-**33 | **2.4 | .788 |
| 1983 | Tony Zendejas, Nevada (S) | 23-29 | 2.1 | .793 |
| 1984 | Marty Zendejas, Nevada (S) | 22-27 | 2.0 | .815 |
| 1985 | George Benyola, Louisiana Tech (S) | 24-31 | 2.2 | .774 |
| 1986 | Kirk Roach, Western Caro. (S) | 24-28 | 2.2 | .857 |
| 1987 | Micky Penafior, Northern Ariz. (S) | 19-27 | 1.9 | .704 |
| 1988 | Chris Lutz, Princeton (S) | 19-24 | 1.9 | .792 |
| 1989 | Steve Christie, William & Mary (S) | 20-29 | 1.8 | .690 |
| 1990 | Brian Mitchell, UNI (S) | **26-27 | **2.4 | *.963 |
| 1991 | Brian Mitchell, UNI (S) | 19-24 | 1.7 | .792 |
| 1992 | Mike Dodd, Boise St. (S) | 22-31 | 2.0 | .710 |
| 1993 | Jose Larios, McNeese St. (S) | 22-28 | 2.0 | .786 |
| 1994 | Andy Glockner, Penn (S) | 14-20 | 1.6 | .700 |
| 1995 | David Ettinger, Hofstra (S) | 22-**33 | 2.0 | .667 |
| 1996 | Wayne Boyer, Missouri St. (S) | 25-30 | 2.3 | .833 |
| 1997 | Travis Brawner, Missouri St. (S) | 21-28 | 1.9 | .750 |
| 1998 | Mike Goldstein, Northern Ariz. (S) | 16-23 | 1.5 | .696 |
| | Scott Shields, Weber St. (S) | 16-23 | 1.5 | .696 |
| | Bill Gramatica, South Fla. (S) | 16-24 | 1.5 | .667 |
| | Chad Johnson, Hofstra (S) | 16-27 | 1.5 | .593 |
| | Joe Lopez, Western Ill. (S) | 16-28 | 1.5 | .571 |
| 1999 | Brett Sterba, William & Mary (S) | 18-23 | 1.6 | .783 |
| 2000 | Matt Vick, Chattanooga (S) | 22-26 | 2.0 | .846 |
| 2001 | Brian Morgan, Grambling (S) | 18-25 | 1.64 | .720 |
| 2002 | MacKenzie Hoambrecker, UNI (S) | 25-28 | 2.3 | .893 |
| 2003 | Chris Snyder, Montana (S) | 25-30 | 1.92 | .833 |
| 2004 | Joe Johnson, Weber St. (S) | 17-22 | 1.55 | .773 |
| 2005 | Steve Morgan, Brown (S) | 18-23 | 1.80 | .783 |

*Record. **Record tied. (S) Soccer-style kicker.

All-Time Longest Plays

(Since 1978 for Division I-AA records)

Since 1941, official maximum length of all plays fixed at 100 yards for every division.

RUSHING

| Yds. | Player, Team (Opponent) | Year |
|------|--|------|
| 99 | Jermaine Creighton, St. John's (N.Y.) (Siena) | 1996 |
| 99 | Jim Varick, Monmouth (Sacred Heart) | 1994 |
| 99 | Phillip Collins, Missouri St. (Western Ill.) | 1989 |
| 99 | Pedro Bacon, Western Ky. (West Ala.) | 1986 |
| 99 | Hubert Owens, Mississippi Val. (Ark.-Pine Bluff) | 1980 |
| 98 | Jon Underhill, Jacksonville (Greensboro) | 1998 |
| 98 | Johnny Gordon, Nevada (Montana St.) | 1984 |
| 97 | Stevie Chaney, Murray St. (Austin Peay) | 2005 |
| 97 | Dane Romero, Wofford (Gardner-Webb) | 2005 |
| 97 | Pat Williams, Delaware (West Chester) | 1995 |
| 97 | Norman Bradford, Grambling (Prairie View) | 1992 |
| 97 | David Clark, Dartmouth (Harvard) | 1989 |
| 97 | David Clark, Dartmouth (Princeton) | 1988 |
| 96 | Jerry Azumah, New Hampshire (Connecticut) | 1996 |
| 96 | Jim Pizano, Massachusetts (Rhode Island) | 1996 |
| 96 | Kelvin Anderson, Southeast Mo. St. (Murray St.) | 1992 |
| 96 | Andre Lackhart, Chattanooga (East Tenn. St.) | 1986 |
| 95 | Wendall Williams, Rhode Island (Villanova) | 2003 |
| 95 | Corey Hill, Colgate (Brown) | 1996 |
| 95 | Brett Chappell, Western Caro. (Elong) | 1995 |
| 95 | Tim Hall, Robert Morris (Gannon) | 1994 |
| 95 | Jeff Sawulski, Siena (Iona) | 1993 |
| 95 | Jerry Ellison, Chattanooga (Boise St.) | 1992 |
| 95 | John McNiff, Cornell (Columbia) | 1990 |
| 95 | Joe Sparksman, James Madison (William & Mary) | 1990 |

PASSING

| Yds. | Passer-Receiver, Team (Opponent) | Year |
|------|--|------|
| 99 | Riley Walker-Fred Burnette, Tennessee St. (Jacksonville St.) | 2004 |
| 99 | Matt Verbit-Clinton Wu, Princeton (Brown) | 2003 |

| Yds. | Passer-Receiver, Team (Opponent) | Year |
|------|--|------|
| 99 | Jimmy Blanchard-Terry Charles, Portland St. (Eastern Wash.) | 1999 |
| 99 | Michael Moore-Otis Covington, Morgan St. (Florida A&M) | 1995 |
| 99 | Todd Burnett-Jason Anderson, Eastern Wash. (Montana) | 1994 |
| 99 | Aaron Garcia-Greg Ochoa, Sacramento St. (Cal Poly) | 1993 |
| 99 | Todd Donnan-Troy Brown, Marshall (East Tenn. St.) | 1991 |
| 99 | Antoine Ezell-Tyrone Davis, Florida A&M (Bethune-Cookman) | 1991 |
| 99 | Jay Johnson-Kenny Shedd, UNI (Oklahoma St.) | 1990 |
| 99 | John Bonds-Hendricks Johnson, Northern Ariz. (Boise St.) | 1990 |
| 99 | Scott Stoker-Victor Robinson, Northwestern St. (La.-Monroe) | 1989 |
| 98 | Steve LaFalce-Marco Thomas, Western Ill. (Illinois St.) | 2005 |
| 98 | Princeton Shepherd-Jerome Mathis, Hampton (South Carolina St.) | 2004 |
| 98 | Ben Anderson-Courtney Freeman, Liberty (Charleston So.) | 1996 |
| 98 | Derek Jensen-Jason Cannon, Missouri St. (Eastern Ill.) | 1995 |
| 98 | Jonathan Quinn-Dee Mostiller, Middle Tenn. (Tennessee Tech) | 1995 |
| 98 | Antoine Ezell-Tim Daniel, Florida A&M (Delaware St.) | 1991 |
| 98 | John Friesz-Lee Allen, Idaho (Northern Ariz.) | 1989 |
| 98 | Fred Gatlin-Treamelle Taylor, Nevada (Montana) | 1989 |
| 98 | Steve Monaco-Emerson Foster, Rhode Island (Holy Cross) | 1988 |
| 98 | Frank Baur-Maurice Caldwell, Lafayette (Columbia) | 1988 |
| 98 | David Gabianelli-Craig Morton, Dartmouth (Columbia) | 1986 |
| 98 | Joe Pizzo-Bryan Calder, Nevada (Eastern Wash.) | 1984 |
| 98 | Bobby Hebert-Randy Liles, Northwestern St. (Southeastern La.) | 1980 |
| 97 | Jeff Krohn-Jimmie Howard, Massachusetts (Villanova) | 2003 |
| 97 | Dontrell Leonard-Howard Gilmore, Norfolk St. (Liberty) | 2003 |
| 97 | Scott Dolch-Akeen Watson, Central Conn. St. (Monmouth) | 2003 |
| 97 | Brad Smith-Sullivan Beard, Nicholls St. (Jacksonville St.) | 1999 |
| 97 | Peyton Jones-Mikhael Ricks, Stephen F. Austin (Troy) | 1997 |
| 97 | Lester Anderson-Kevin Glenn, Illinois St. (Ball St.) | 1993 |
| 97 | Nate Harrison-Brian Thomas, Southern U. (Dist. Columbia) | 1989 |
| 97 | Jerome Baker-John Taylor, Delaware St. (St. Paul's) | 1985 |
| 97 | John McKenzie-Chris Burkett, Jackson St. (Mississippi Val.) | 1983 |

INTERCEPTION RETURNS

| Yds. | Player, Team (Opponent) | Year |
|------|--|------|
| 100 | Antonio Nelson, Alabama A&M (Tennessee St.) | 2005 |
| 100 | Tony LeZotte, James Madison (Towson) | 2005 |
| 100 | Mark Johnson, San Diego (Valparaiso) | 2005 |
| 100 | Ricky Williamson, Harvard (Yale) | 2004 |
| 100 | Giovanni Benson, New Hampshire (Dartmouth) | 2003 |
| 100 | Ernie James, Idaho St. (Northern Colo.) | 2003 |
| 100 | Timmy Thrift, Wofford (Chattanooga) | 2003 |
| 100 | Ricardo Walker, Delaware (Villanova) | 2000 |
| 100 | Jacori Rufus, Idaho St. (Southern Utah) | 1998 |
| 100 | Sean Gorius, Dayton (Morehead St.) | 1997 |
| 100 | Tehran Hunter, Massachusetts (Buffalo) | 1997 |
| 100 | Derek Grier, Marshall (East Tenn. St.) | 1991 |
| 100 | Ricky Fields, Samford (Concord [W.Va.]) | 1990 |
| 100 | Warren Smith, Stephen F. Austin (Nicholls St.) | 1990 |
| 100 | Rob Pouliot, Montana St. (Boise St.) | 1988 |
| 100 | Rick Harris, East Tenn. St. (Davidson) | 1986 |
| 100 | Bruce Alexander, Stephen F. Austin (Lamar) | 1986 |
| 100 | Guy Carbone, Rhode Island (Lafayette) | 1985 |
| 100 | Moses Aimable, UNI (Western Ill.) | 1985 |
| 100 | Kervin Fontenette, Southeastern La. (Nicholls St.) | 1985 |
| 100 | Jim Anderson, Princeton (Cornell) | 1984 |
| 100 | Keiron Bigby, Brown (Yale) | 1984 |
| 100 | Vencie Glenn, Indiana St. (Wayne St. [Mich.]) | 1984 |
| 100 | George Floyd, Eastern Ky. (Youngstown St.) | 1980 |

PUNT RETURNS

| Yds. | Player, Team (Opponent) | Year |
|------|--|------|
| 98 | Willie Ware, Mississippi Val. (Bishop) | 1985 |
| 98 | Barney Bussey, South Carolina St. (Johnson C. Smith) | 1981 |
| 96 | Cletis Gordon, Jackson St. (Hampton) | 2004 |
| 96 | Carl Williams, Texas Southern (Grambling) | 1981 |
| 95 | James Norris, Western Ill. (Eastern Mich.) | 2003 |
| 95 | Joseph Jefferson, Western Ky. (Illinois St.) | 2001 |
| 95 | Clarence Weathers, Delaware St. (Salisbury) | 1980 |
| 94 | Jayson Foster, Ga. Southern (Appalachian St.) | 2004 |
| 94 | Drew Haddad, Buffalo (Cornell) | 1998 |
| 94 | Brad Friedman, Towson (St. Francis [Pa.]) | 1996 |
| 93 | Andrew McFadden, Liberty (Delaware St.) | 1995 |
| 93 | Patrick Plot, Jacksonville St. (Missouri St.) | 1995 |
| 93 | Joe Fuller, UNI (Wis.-Whitewater) | 1984 |

KICKOFF RETURNS

Sixty-four players have returned kickoffs 100 yards. The most recent:

| Yds. | Player, Team (Opponent) | Year |
|------|---|------|
| 100 | Charlie Spiller, Alcorn St. (Mississippi Val.) | 2005 |
| 100 | Charlie Spiller, Alcorn St. (Mississippi Val.) | 2005 |
| 100 | Ricky Williams, Bethune-Cookman (Ark.-Pine Bluff) | 2004 |
| 100 | Steven Rush, Missouri St. (Illinois St.) | 2004 |
| 100 | Arel Gordon, Maine (Morgan St.) | 2003 |
| 100 | Corey Smith, Montana St. (Gardner-Webb) | 2003 |
| 100 | Steven Rush, Missouri St. (Western Ill.) | 2003 |
| 100 | Xavier Godard, Western Caro. (Ga. Southern) | 2003 |
| 100 | Chris Crawford, Nicholls St. (Texas St.) | 2003 |
| 100 | Cedric Bowen, Ark.-Pine Bluff (Alcorn St.) | 2003 |
| 100 | Art Smith, Northeastern (Villanova) | 2002 |
| 100 | James McCowan, Weber St. (Eastern Ore.) | 2002 |
| 100 | Terrance Patrick, Hampton (Alcorn St.) | 2002 |
| 100 | John Leverett, Davidson (Randolph-Macon) | 2001 |
| 100 | R.J. Harvey, New Hampshire (Maine) | 2001 |
| 100 | Terry Tharps, Western Ill. (Sam Houston St.) | 2001 |
| 100 | Brian Bratton, Furman (Appalachian St.) | 2001 |
| 100 | Brian Bratton, Furman (Wofford) | 2001 |
| 100 | Lamont Brightful, Eastern Wash. (Montana) | 2000 |
| 100 | Kunle Williams, Penn (Princeton) | 1999 |
| 100 | Joey Hamilton, Jacksonville St. (Samford) | 1999 |
| 100 | Lamont Brightful, Eastern Wash. (Central Wash.) | 1999 |
| 100 | Darriel Ruffin, Tenn.-Martin (Murray St.) | 1997 |
| 100 | Corey Joyner, Ga. Southern (East Tenn. St.) | 1997 |

PUNTS

| Yds. | Player, Team (Opponent) | Year |
|------|---|------|
| 93 | Tyler Grogan, Northeastern (Villanova) | 2001 |
| 91 | Bart Helsley, North Texas (La.-Monroe) | 1990 |
| 89 | Steve Bulcavage, Towson (Colgate) | 2003 |
| 89 | Mike Scifres, Western Ill. (Missouri St.) | 2000 |
| 89 | Jim Carriere, Connecticut (Maine) | 1987 |
| 88 | Jeff Kaiser, Idaho St. (UTEP) | 1983 |
| 87 | John Starnes, North Texas (Texas-Arlington) | 1983 |
| 86 | Jesse Ohliger, Murray St. (Eastern Ky.) | 2003 |
| 86 | Cory Eloff, Texas St. (McNeese St.) | 2003 |
| 86 | Andy Dorsey, Tennessee Tech (Eastern Ill.) | 1998 |
| 85 | Troy LeFever, Youngstown St. (UNI) | 2000 |
| 85 | Ken Hinsley, Western Caro. (Chattanooga) | 1998 |
| 85 | Don Alonzo, Nicholls St. (Northwestern St.) | 1980 |
| 84 | Sean Dennis, Monmouth (Central Conn. St.) | 2003 |
| 84 | Billy Smith, Chattanooga (Appalachian St.) | 1988 |
| 83 | David Simonhoff, Southeast Mo. St. (Eastern Ill.) | 2003 |
| 83 | Jason Harkins, Appalachian St. (Citadel) | 1986 |
| 82 | David Simonhoff, Southeast Mo. St. (Tenn.-Martin) | 2004 |
| 82 | Dan Frantz, Portland St. (Montana) | 2000 |
| 82 | Scott White, Delaware (Maine) | 1996 |
| 82 | Scott Shields, Weber St. (Cal St. Northridge) | 1996 |
| 82 | Tim Healy, Delaware (Boston U.) | 1987 |
| 82 | John Howell, Chattanooga (Vanderbilt) | 1982 |

FUMBLE RETURNS

| Yds. | Player, Team (Opponent) | Year |
|------|---|------|
| 99 | Randall State, Liberty (Akron) | 2002 |
| 90 | Cornell Middlebrook, Western Ill. (UNI) | 2002 |
| 87 | Garron Bible, Delaware (Lafayette) | 2004 |
| 82 | Brendan Dete, Davidson (Newberry) | 2002 |
| 72 | Stephen Barrett, McNeese St. (Nicholls St.) | 2003 |

FIELD GOALS

| Yds. | Player, Team (Opponent) | Year |
|------|---|------|
| 63 | Bill Gramatica, South Fla. (Austin Peay) | 2000 |
| 63 | Scott Roper, Arkansas St. (North Texas) | 1987 |
| 63 | Tim Foley, Ga. Southern (James Madison) | 1987 |
| 62 | Billy Cundiff, Drake (San Diego) | 2000 |
| 62 | Paul Hickert, Murray St. (Eastern Ky.) | 1986 |
| 60 | Pete Garces, Idaho St. (Cal St. Northridge) | 1998 |
| 60 | Terry Belden, Northern Ariz. (Cal St. Northridge) | 1993 |
| 60 | David Cool, Ga. Southern (James Madison) | 1988 |
| 59 | MacKenzie Hoambrecker, UNI (Missouri St.) | 2002 |
| 58 | Rich Emke, Eastern Ill. (UNI) | 1986 |
| 58 | Tony Zendejas, Nevada (Boise St.) | 1983 |

Team Champions

Annual Offense Champions

TOTAL OFFENSE

| Year | Team | Avg. |
|------|------------------|--------|
| 1978 | Portland St. | 477.4 |
| 1979 | Portland St. | 460.7 |
| 1980 | Portland St. | 504.3 |
| 1981 | Idaho | 438.8 |
| 1982 | Drake | 444.8 |
| 1983 | Idaho | 479.5 |
| 1984 | Mississippi Val. | *640.1 |
| 1985 | Weber St. | 516.1 |
| 1986 | Nevada | 492.0 |
| 1987 | Holy Cross | 552.2 |
| 1988 | Lehigh | 485.6 |
| 1989 | Idaho | 495.9 |
| 1990 | William & Mary | 498.7 |
| 1991 | Weber St. | 581.4 |
| 1992 | Alcorn St. | 502.9 |
| 1993 | Idaho | 532.0 |
| 1994 | Alcorn St. | 597.9 |
| 1995 | Montana | 512.5 |
| 1996 | Northern Ariz. | 522.8 |
| 1997 | Eastern Wash. | 505.6 |
| 1998 | Florida A&M | 535.7 |
| 1999 | Ga. Southern | 551.7 |
| 2000 | Morehead St. | 523.9 |
| 2001 | Eastern Wash. | 514.5 |
| 2002 | Jackson St. | 485.5 |
| 2003 | San Diego | 483.3 |
| 2004 | Southeastern La. | 537.1 |
| 2005 | Grambling | 495.6 |

*Record.

RUSHING OFFENSE

| Year | Team | Avg. |
|------|---------------|--------|
| 1978 | Jackson St. | 314.5 |
| 1979 | Jackson St. | 288.4 |
| 1980 | N.C. A&T | 322.1 |
| 1981 | Idaho | 266.3 |
| 1982 | Delaware | 258.4 |
| 1983 | Furman | 287.1 |
| 1984 | Delaware St. | 377.3 |
| 1985 | Missouri St. | 298.7 |
| 1986 | Northeastern | 336.0 |
| 1987 | Howard | 381.6 |
| 1988 | Eastern Ky. | 303.0 |
| 1989 | Ga. Southern | 329.2 |
| 1990 | Delaware St. | 298.7 |
| 1991 | VMI | 316.9 |
| 1992 | Citadel | 345.5 |
| 1993 | Western Ky. | 300.1 |
| 1994 | Citadel | 382.0 |
| 1995 | Massachusetts | 302.5 |
| 1996 | Southern Utah | 330.8 |
| 1997 | Western Ky. | 366.0 |
| 1998 | Southern Utah | 386.0 |
| 1999 | Ga. Southern | *419.0 |
| 2000 | Southern Utah | 394.2 |
| 2001 | Ga. Southern | 323.6 |
| 2002 | Ga. Southern | 386.2 |
| 2003 | Ga. Southern | 335.6 |
| 2004 | Ga. Southern | 369.9 |
| 2005 | Ga. Southern | 386.8 |

*Record.

PASSING OFFENSE

| Year | Team | Avg. |
|------|------------------|--------|
| 1978 | Portland St. | 367.1 |
| 1979 | Portland St. | 368.9 |
| 1980 | Portland St. | 434.9 |
| 1981 | Idaho St. | 325.7 |
| 1982 | West Tex. A&M | 313.7 |
| 1983 | Idaho | 336.1 |
| 1984 | Mississippi Val. | *496.8 |
| 1985 | Rhode Island | 384.3 |
| 1986 | Eastern Ill. | 326.1 |
| 1987 | Holy Cross | 358.4 |
| 1988 | Lehigh | 330.1 |
| 1989 | Idaho | 374.3 |
| 1990 | Weber St. | 342.2 |

| Year | Team | Avg. |
|------|---------------------|-------|
| 1991 | Weber St. | 389.1 |
| 1992 | Alcorn St. | 360.5 |
| 1993 | Montana | 359.0 |
| 1994 | Alcorn St. | 442.3 |
| 1995 | Montana | 408.2 |
| 1996 | Montana | 339.6 |
| 1997 | Cal. St. Northridge | 358.1 |
| 1998 | Florida A&M | 400.6 |
| 1999 | Towson | 381.2 |
| 2000 | Penn | 342.7 |
| 2001 | Jackson St. | 344.4 |
| 2002 | Grambling | 360.7 |
| 2003 | Grambling | 321.8 |
| 2004 | Southeastern La. | 408.0 |
| 2005 | Grambling | 367.3 |

*Record.

SCORING OFFENSE

| Year | Team | Avg. |
|------|------------------|-------|
| 1978 | Nevada | 35.6 |
| 1979 | Portland St. | 34.3 |
| 1980 | Portland St. | 49.2 |
| 1981 | Delaware | 34.1 |
| 1982 | Delaware | 34.1 |
| 1983 | Mississippi Val. | 39.2 |
| 1984 | Mississippi Val. | *60.9 |
| 1985 | Mississippi Val. | 41.5 |
| 1986 | Nevada | 39.4 |
| 1987 | Holy Cross | 46.5 |
| 1988 | Lafayette | 38.2 |
| 1989 | Grambling | 37.1 |
| 1990 | Jackson St. | 38.0 |
| 1991 | Nevada | 45.1 |
| 1992 | Marshall | 42.4 |
| 1993 | Idaho | 47.5 |
| 1994 | Alcorn St. | 45.7 |
| 1995 | Montana | 42.5 |
| 1996 | Northern Ariz. | 43.2 |
| 1997 | Morehead St. | 41.9 |
| 1998 | Florida A&M | 49.6 |
| 1999 | Ga. Southern | 50.0 |
| 2000 | Morehead St. | 41.6 |
| 2001 | Eastern Wash. | 41.9 |
| 2002 | Grambling | 38.9 |
| 2003 | Southern U. | 40.0 |
| 2004 | Ga. Southern | 47.0 |
| 2005 | Grambling | 44.1 |

*Record.

Annual Defense Champions

TOTAL DEFENSE

| Year | Team | Avg. |
|------|--------------------|--------|
| 1978 | Florida A&M | *149.9 |
| 1979 | Alcorn St. | 166.3 |
| 1980 | Massachusetts | 193.5 |
| 1981 | South Carolina St. | 204.0 |
| 1982 | South Carolina St. | 191.4 |
| 1983 | Grambling | 206.0 |
| 1984 | Tennessee St. | 187.0 |
| 1985 | Arkansas St. | 258.8 |
| 1986 | Tennessee St. | 178.5 |
| 1987 | Southern U. | 202.8 |
| 1988 | Alcorn St. | 215.4 |
| 1989 | Howard | 220.0 |
| 1990 | Middle Tenn. | 244.8 |
| 1991 | South Carolina St. | 208.9 |
| 1992 | South Carolina St. | 250.9 |
| 1993 | McNeese St. | 249.5 |
| 1994 | Penn | 218.9 |
| 1995 | Georgetown | 216.4 |
| 1996 | Georgetown | 218.2 |
| 1997 | Marist | 213.6 |
| 1998 | Fairfield | 213.8 |
| 1999 | St. John's (N.Y.) | 199.7 |
| 2000 | Monmouth | 232.1 |
| 2001 | St. Peter's | 157.7 |
| 2002 | Duquesne | 188.0 |

| Year | Team | Avg. |
|------|----------|-------|
| 2003 | Monmouth | 244.3 |
| 2004 | Dayton | 263.1 |
| 2005 | Duquesne | 205.9 |

*Record.

RUSHING DEFENSE

| Year | Team | Avg. |
|------|--------------------|-------|
| 1978 | Florida A&M | 48.6 |
| 1979 | Alcorn St. | 56.7 |
| 1980 | South Carolina St. | 61.8 |
| 1981 | South Carolina St. | 60.8 |
| 1982 | South Carolina St. | 59.4 |
| 1983 | Jackson St. | 79.2 |
| 1984 | Grambling | 44.5 |
| 1985 | Jackson St. | 63.0 |
| 1986 | Eastern Ky. | 62.8 |
| 1987 | Southern U. | 64.5 |
| 1988 | Stephen F. Austin | 83.5 |
| 1989 | Montana | 70.2 |
| 1990 | Delaware St. | 77.2 |
| 1991 | Boise St. | 84.4 |
| 1992 | Villanova | 77.8 |
| 1993 | Wagner | 87.0 |
| 1994 | Idaho | 65.3 |
| 1995 | McNeese St. | 60.9 |
| 1996 | Georgetown | 53.2 |
| 1997 | Marist | 40.4 |
| 1998 | Fairfield | 61.7 |
| 1999 | Jackson St. | 67.8 |
| 2000 | Alabama A&M | *39.7 |
| 2001 | Penn | 58.4 |
| 2002 | Penn | 55.8 |
| 2003 | Monmouth | 64.3 |
| 2004 | Cal Poly | 84.3 |
| 2005 | Duquesne | 72.5 |

*Record.

PASSING DEFENSE

| Year | Team | \$Avg. |
|------|--------------------|--------|
| 1978 | Southern U. | 85.6 |
| 1979 | Mississippi Val. | 64.2 |
| 1980 | Howard | 93.8 |
| 1981 | Bethune-Cookman | *59.9 |
| 1982 | Northeastern | 98.8 |
| 1983 | Louisiana Tech | 111.4 |
| 1984 | Louisiana Tech | 105.5 |
| 1985 | Dartmouth | 110.3 |
| 1986 | Bethune-Cookman | 99.8 |
| 1987 | Alcorn St. | 101.3 |
| 1988 | Middle Tenn. | 90.8 |
| 1989 | Chattanooga | 104.4 |
| 1990 | Middle Tenn. | 78.83 |
| 1991 | South Carolina St. | 70.01 |
| 1992 | Middle Tenn. | 76.93 |
| 1993 | Georgetown | 76.92 |
| 1994 | Penn | 63.15 |
| 1995 | Canisius | 69.13 |
| 1996 | Canisius | 71.99 |
| 1997 | McNeese St. | 79.05 |
| 1998 | Davidson | 74.64 |
| 1999 | Robert Morris | 80.80 |
| 2000 | Bethune-Cookman | 76.39 |
| 2001 | St. Peter's | 63.26 |
| 2002 | Sacred Heart | *61.03 |
| 2003 | South Carolina St. | 93.14 |
| 2004 | Coastal Caro. | 86.79 |
| 2005 | Duquesne | 79.76 |

*Record. \$Beginning in 1990, ranked on passing-efficiency defense rating points instead of per-game yardage allowed.

SCORING DEFENSE

| Year | Team | Avg. |
|------|--------------------|------|
| 1978 | South Carolina St. | *6.5 |
| 1979 | Lehigh | 7.2 |
| 1980 | Murray St. | 9.1 |
| 1981 | Jackson St. | 9.4 |
| 1982 | Western Mich. | 7.1 |
| 1983 | Grambling | 8.6 |
| 1984 | Northwestern St. | 9.0 |
| 1985 | Appalachian St. | 9.9 |

| Year | Team | Avg. |
|------|-------------------|------|
| 1986 | Tennessee St. | 8.3 |
| 1987 | Holy Cross | 10.0 |
| 1988 | Furman | 9.7 |
| 1989 | Howard | 10.5 |
| 1990 | Middle Tenn. | 9.2 |
| 1991 | Villanova | 12.0 |
| 1992 | Citadel | 13.0 |
| 1993 | Marshall | 11.2 |
| 1994 | Penn. | 7.6 |
| 1995 | McNeese St. | 8.9 |
| 1996 | Duquesne | 10.1 |
| 1997 | McNeese St. | 10.5 |
| 1998 | Western Ill. | 9.4 |
| 1999 | St. John's (N.Y.) | 12.9 |
| 2000 | Western Ky. | 11.6 |
| 2001 | St. Peter's | 8.2 |
| 2002 | Duquesne | 9.6 |
| 2003 | Monmouth | 8.5 |
| 2004 | Southern Ill. | 13.2 |
| 2005 | Massachusetts | 13.3 |

*Record.

Other Annual Team Champions

NET PUNTING

| Year | Team | Avg. |
|------|-------------------|------|
| 1992 | Stephen F. Austin | 38.2 |
| 1993 | Northern Ariz. | 40.1 |
| 1994 | Marshall | 42.9 |
| 1995 | Eastern Ky. | 40.4 |
| 1996 | Marshall | 44.5 |
| 1997 | James Madison | 40.5 |
| 1998 | Western Ill. | 41.5 |
| | Western Caro. | 41.5 |
| 1999 | Missouri St. | 40.0 |
| 2000 | Idaho St. | 39.2 |
| 2001 | Idaho St. | 44.3 |
| 2002 | Idaho St. | 42.7 |
| 2003 | Illinois St. | 39.2 |
| 2004 | Northern Ariz. | 44.9 |
| 2005 | Massachusetts | 38.4 |

PUNT RETURNS

| Year | Team | Avg. |
|------|--------------------|------|
| 1992 | South Carolina St. | 17.9 |
| 1993 | Montana | 14.6 |
| 1994 | Towson | 19.5 |
| 1995 | Texas St. | 19.3 |
| 1996 | Northern Ariz. | 16.6 |
| 1997 | Morehead St. | 19.4 |
| 1998 | Buffalo | 17.8 |
| 1999 | Stephen F. Austin | 19.1 |
| 2000 | Northwestern St. | 19.4 |
| 2001 | N.C. A&T | 23.0 |
| 2002 | Hampton | 17.8 |
| 2003 | Eastern Ky. | 16.5 |

| Year | Team | Avg. |
|------|------------------|------|
| 2004 | Jacksonville St. | 18.6 |
| 2005 | Southern U. | 19.1 |

KICKOFF RETURNS

| Year | Team | Avg. |
|------|----------------|------|
| 1992 | Penn. | 25.0 |
| 1993 | Western Caro. | 26.8 |
| 1994 | Youngstown St. | 27.3 |
| 1995 | Southern U. | 27.0 |
| 1996 | Monmouth | 27.2 |
| 1997 | Furman | 27.1 |
| 1998 | Butler | 28.8 |
| 1999 | Tennessee St. | 27.9 |
| 2000 | Weber St. | 25.2 |
| 2001 | Hampton | 28.2 |
| 2002 | Portland St. | 25.2 |
| 2003 | Montana | 28.1 |
| 2004 | Hampton | 30.5 |
| 2005 | Western Caro. | 27.4 |

TURNOVER MARGIN

| Year | Team | Avg. |
|------|-------------------|------|
| 1992 | Howard | 1.64 |
| | Youngstown St. | 1.64 |
| 1993 | St. John's (N.Y.) | 1.91 |
| 1994 | Robert Morris | 1.89 |
| 1995 | Princeton | 2.20 |
| 1996 | Canisius | 2.44 |
| 1997 | Texas Southern | 1.91 |
| 1998 | Yale | 1.70 |
| 1999 | Grambling | 1.45 |
| | Valparaiso | 1.45 |
| 2000 | Western Ky. | 2.73 |
| 2001 | St. Peter's | 3.18 |
| 2002 | Dayton | 1.92 |
| 2003 | Wofford | 1.64 |
| 2004 | Coastal Caro. | 2.00 |
| 2005 | New Hampshire | 1.54 |

Defensive Single-Game Records

(Since 2000)

TACKLES FOR LOSS

| TFL | Team (Opponent) | Date |
|-----|-----------------------------------|----------------|
| 22 | Illinois St. (Western Ill.) | Nov. 4, 2000 |
| 21 | Eastern Wash. (Montana St.) | Oct. 7, 2000 |
| 21 | Duquesne (Iona) | Oct. 9, 2004 |
| 20 | Western Ky. (Youngstown St.) | Nov. 15, 2003 |
| 19 | Fla. Atlantic (Bethune-Cookman) | Sept. 7, 2002 |
| 19 | Massachusetts (American Int'l) | Sept. 14, 2002 |
| 19 | Penn (Brown) | Nov. 2, 2002 |
| 19 | Massachusetts (Central Conn. St.) | Sept. 6, 2003 |
| 18 | Holy Cross (Bucknell) | Nov. 4, 2000 |
| 17 | Stony Brook (St. John's [N.Y.]) | Sept. 21, 2002 |
| 17 | Ga. Southern (East Tenn. St.) | Nov. 2, 2002 |
| 16 | Western Ill. (Wayne St. [Mich.]) | Aug. 29, 2003 |

| TFL | Team (Opponent) | Date |
|-----|------------------------------|---------------|
| 16 | Western Ill. (Eastern Mich.) | Sept. 4, 2003 |
| 16 | Fla. Atlantic (Colgate) | Dec. 13, 2003 |
| 16 | UNI (Northern Ariz.) | Nov. 19, 2005 |

PASS SACKS

| Sacks | Team (Opponent) | Date |
|-------|---|----------------|
| 12 | Illinois St. (Western Ill.) | Nov. 4, 2000 |
| 11 | Fla. Atlantic (Bethune-Cookman) | Sept. 7, 2002 |
| 11 | Massachusetts (American Int'l) | Sept. 14, 2002 |
| 11 | Duquesne (La Salle) | Nov. 5, 2005 |
| 10 | Grambling (Alabama A&M) | Sept. 10, 2005 |
| 10 | New Hampshire (Dartmouth) | Sept. 24, 2005 |
| 10 | Cal Poly (Southern Utah) | Nov. 12, 2005 |
| 9 | Eight times, including four times in 2005 | |

PASSES DEFENDED

(Pass Interceptions and Pass Break-ups)

| PD | Team (Opponent) | Date |
|----|--------------------------------|----------------|
| 17 | Penn (Lafayette) | Sept. 21, 2002 |
| 14 | Holy Cross (Penn) | Oct. 7, 2000 |
| 14 | Massachusetts (Maine) | Oct. 12, 2002 |
| 13 | Ga. Southern (Chattanooga) | Sept. 27, 2003 |
| 13 | Harvard (Princeton) | Oct. 23, 2003 |
| 13 | Weber St. (Idaho St.) | Oct. 23, 2003 |
| 12 | Norfolk St. (Hampton) | Oct. 19, 2002 |
| 12 | Massachusetts (Hofstra) | Oct. 18, 2003 |
| 12 | Lafayette (Columbia) | Oct. 15, 2005 |
| 11 | UNI (Illinois St.) | Oct. 4, 2003 |
| 11 | Cal Poly (Southern Utah) | Nov. 1, 2003 |
| 10 | Delaware (New Hampshire) | Nov. 4, 2000 |
| 10 | Delaware (West Chester) | Sept. 21, 2002 |
| 10 | Ga. Southern (Citadel) | Oct. 26, 2002 |
| 10 | Ga. Southern (Bethune-Cookman) | Nov. 30, 2002 |
| 10 | Ga. Southern (Maine) | Dec. 7, 2002 |
| 10 | Wofford (Western Ky.) | Dec. 6, 2003 |

FORCED FUMBLES

| FF | Team (Opponent) | Date |
|----|---------------------------------|----------------|
| 6 | Delaware (Ga. Southern) | Dec. 9, 2000 |
| 6 | Delaware (Citadel) | Sept. 9, 2002 |
| 6 | Fla. Atlantic (Troy) | Oct. 26, 2002 |
| 6 | Jacksonville (Valparaiso) | Sept. 27, 2003 |
| 5 | Ga. Southern (Savannah St.) | Sept. 1, 2001 |
| 5 | Illinois St. (Missouri St.) | Oct. 5, 2002 |
| 5 | Delaware (Massachusetts) | Nov. 15, 2003 |
| 5 | Fla. Atlantic (Bethune-Cookman) | Nov. 29, 2003 |
| 4 | Holy Cross (Towson) | Sept. 22, 2001 |
| 4 | Massachusetts (Northeastern) | Nov. 3, 2001 |
| 4 | Massachusetts (Rhode Island) | Nov. 17, 2001 |
| 4 | Massachusetts (Richmond) | Oct. 5, 2002 |
| 4 | Maine (Hofstra) | Sept. 6, 2003 |
| 4 | UNI (Northwestern St.) | Sept. 27, 2003 |
| 4 | Davidson (Dayton) | Oct. 4, 2003 |
| 4 | Massachusetts (New Hampshire) | Oct. 4, 2003 |
| 4 | Penn (Princeton) | Nov. 8, 2003 |
| 4 | UNI (Montana St.) | Nov. 29, 2003 |
| 4 | Western Ill. (Montana) | Nov. 29, 2003 |
| 4 | Lafayette (Bucknell) | Oct. 16, 2004 |

Toughest-Schedule Annual Leaders

The Division I-AA toughest-schedule program, which began in 1982, is based on what all Division I-AA opponents did against other Division I-AA and Division I-A teams when *not* playing the team in question. Games against non-I-AA and I-A teams are deleted. (All playoff or postseason games were included for the first time in 2002.) The top two leaders by year:

| Year | Team (Record†) | Opponents' Record | | | |
|------|----------------------------|-------------------|----|---|------|
| | | W | L | T | Pct. |
| 1982 | Massachusetts (5-6-0) | 50 | 30 | 1 | .623 |
| | Lehigh (4-6-0) | 44 | 31 | 0 | .587 |
| 1983 | Florida A&M (7-4-0) | 42 | 23 | 3 | .640 |
| | Grambling (8-1-2) | 49 | 31 | 0 | .613 |
| 1984 | North Texas (2-9-0) | 55 | 35 | 2 | .609 |
| | VMI (1-9-0) | 53 | 37 | 2 | .587 |
| 1985 | South Carolina St. (5-6-0) | 43 | 20 | 1 | .680 |
| | Lehigh (5-6-0) | 47 | 33 | 1 | .586 |
| 1986 | James Madison (5-5-1) | 46 | 28 | 1 | .620 |
| | Bucknell (3-7-0) | 43 | 27 | 0 | .614 |
| 1987 | Ga. Southern (8-3-0) | 47 | 31 | 0 | .603 |
| | Northeastern (6-5-0) | 50 | 37 | 0 | .575 |
| 1988 | Northwestern St. (9-2-0) | 54 | 36 | 2 | .598 |
| | Ga. Southern (9-2-0) | 43 | 31 | 1 | .580 |
| 1989 | Liberty (7-3-0) | 39 | 22 | 2 | .635 |
| | Western Caro. (3-7-1) | 46 | 34 | 2 | .573 |
| 1990 | Ga. Southern (8-3-0) | 53 | 25 | 1 | .677 |
| | Western Ky. (2-8-0) | 55 | 36 | 1 | .603 |
| 1991 | Bucknell (1-9-0) | 53 | 29 | 1 | .645 |
| | William & Mary (5-6-0) | 62 | 43 | 0 | .590 |
| 1992 | VMI (3-8-0) | 46 | 36 | 0 | .561 |
| | Harvard (3-7-0) | 51 | 40 | 0 | .560 |
| 1993 | Samford (5-6-0) | 55 | 26 | 0 | .679 |
| | Delaware St. (6-5-0) | 44 | 30 | 0 | .595 |
| 1994 | Montana (9-2-0) | 46 | 30 | 1 | .604 |
| | McNeese St. (9-2-0) | 44 | 29 | 5 | .596 |
| 1995 | Western Ky. (2-8-0) | 59 | 32 | 0 | .648 |
| | Nicholls St. (0-11-0) | 61 | 38 | 0 | .616 |
| 1996 | Indiana St. (6-5) | 50 | 32 | 0 | .610 |
| | Towson (6-4) | 42 | 29 | 0 | .592 |
| 1997 | Lehigh (4-7) | 65 | 39 | 0 | .625 |
| | William & Mary (7-4) | 65 | 42 | 0 | .607 |
| 1998 | Connecticut (9-2) | 66 | 41 | 0 | .617 |
| | New Hampshire (4-7) | 54 | 40 | 0 | .596 |
| 1999 | Elon (9-2) | 50 | 26 | 0 | .658 |
| | Cal Poly (3-8) | 52 | 32 | 0 | .619 |

| Year | Team (Record†) | Opponents' Record | | | |
|------|------------------------|-------------------|----|---|------|
| | | W | L | T | Pct. |
| 2000 | Elon (7-4) | 59 | 31 | 0 | .656 |
| | Indiana St. (1-10) | 62 | 38 | 0 | .620 |
| 2001 | Elon (2-9) | 63 | 36 | 0 | .636 |
| | Nicholls St. (3-8) | 55 | 34 | 0 | .618 |
| 2002 | McNeese St. (13-2) | 104 | 45 | 0 | .698 |
| | Western Ky. (12-3) | 98 | 49 | 0 | .667 |
| 2003 | Delaware (15-1) | 104 | 60 | 0 | .634 |
| | Western Ky. (9-4) | 68 | 46 | 0 | .596 |
| 2004 | Delaware (9-4) | 84 | 46 | 0 | .646 |
| | Villanova (6-5) | 73 | 44 | 0 | .624 |
| 2005 | Appalachian St. (12-3) | 106 | 51 | 0 | .675 |
| | Princeton (7-3) | 55 | 37 | 0 | .598 |

†Beginning in 2002, all playoff or postseason games are included in the record. ‡When not playing the team listed.

Top 10 Toughest-Schedule Leaders for 2001-05

| Year | Team | Opp. Record | Pct. |
|------|----------------------|-------------|------|
| 2001 | 1. Elon | 63-36 | .636 |
| | 2. Nicholls St. | 55-34 | .618 |
| | 3. St. Francis (Pa.) | 53-34 | .609 |
| | 4. Lafayette | 52-37 | .584 |
| | 5. Canisius | 51-37 | .580 |
| | Jacksonville St. | 51-37 | .580 |
| | 7. Cornell | 43-32 | .573 |
| | Princeton | 43-32 | .573 |
| | 9. VMI | 61-46 | .570 |
| | 10. Liberty | 39-30 | .565 |
| 2002 | 1. McNeese St. | 104-45 | .698 |
| | 2. Western Ky. | 98-49 | .667 |
| | 3. Villanova | 103-54 | .656 |
| | 4. Sam Houston St. | 61-38 | .616 |
| | 5. Montana St. | 66-43 | .606 |
| | 6. Missouri St. | 63-43 | .594 |
| | Southern Ill. | 63-43 | .594 |
| | 8. Florida Int'l | 70-48 | .593 |

| Team | Opp. Record | Pct. |
|------------------|-------------|------|
| 9. Indiana St. | 59-41 | .590 |
| 10. Ga. Southern | 98-70 | .583 |

| Year | Team | Opp. Record | Pct. |
|------|------------------|-------------|------|
| 2003 | 1. Delaware | 104-60 | .634 |
| | 2. Western Ky. | 68-46 | .596 |
| | 3. Princeton | 58-40 | .592 |
| | 4. Wofford | 81-57 | .587 |
| | 5. Idaho St. | 58-41 | .586 |
| | 6. Western Ill. | 75-54 | .581 |
| | 7. Massachusetts | 84-62 | .575 |
| | 8. Portland St. | 57-44 | .564 |
| | 9. Northeastern | 66-51 | .564 |
| | 10. Richmond | 67-52 | .563 |

| Year | Team | Opp. Record | Pct. |
|------|--------------------|-------------|------|
| 2004 | 1. Delaware | 84-46 | .646 |
| | 2. Villanova | 73-44 | .624 |
| | 3. Sam Houston St. | 71-45 | .612 |
| | 4. James Madison | 92-59 | .609 |
| | 5. Northeastern | 63-41 | .606 |
| | 6. William & Mary | 85-60 | .586 |
| | 7. Massachusetts | 66-49 | .574 |
| | 8. Yale | 52-40 | .565 |
| | 9. Jackson St. | 57-44 | .564 |
| | 10. Texas St. | 51-40 | .560 |

| Year | Team | Opp. Record | Pct. |
|------|--------------------|-------------|------|
| 2005 | 1. Appalachian St. | 106-51 | .675 |
| | 2. Princeton | 55-37 | .598 |
| | 3. Furman | 83-56 | .597 |
| | 4. Dartmouth | 57-39 | .594 |
| | 5. Yale | 53-37 | .589 |
| | 6. Richmond | 77-54 | .588 |
| | 7. UNI | 81-58 | .583 |
| | 8. Hofstra | 66-48 | .579 |
| | 9. James Madison | 56-41 | .577 |
| | 10. Harvard | 54-40 | .575 |

‡When not playing the team listed.

Annual Most-Improved Teams

| Year | Team | \$Games Improved | From | To | Coach |
|------|-------------------|------------------|-------------|--------------|------------------|
| 1978 | Western Ky. | 6½ | 1977 1-8-1 | 1978 8-2-0 | Jimmy Feix |
| 1979 | Murray St. | 5 | 1978 4-7-0 | 1979 *9-2-1 | Mike Gottfried |
| 1980 | Idaho St. | 6 | 1979 0-11-0 | 1980 6-5-0 | #Dave Kragthorpe |
| 1981 | Lafayette | 5½ | 1980 3-7-0 | 1981 9-2-0 | #Bill Russo |
| 1982 | Penn | 6 | 1981 1-9-0 | 1982 7-3-0 | Jerry Berndt |
| 1983 | North Texas | 5½ | 1982 2-9-0 | 1983 *8-4-0 | Corky Nelson |
| | Southern Ill. | 5½ | 1982 6-5-0 | 1983 *13-1-0 | Ray Dempsey |
| 1984 | Montana St. | 9½ | 1983 1-10-0 | 1984 *12-2-0 | Dave Arnold |
| 1985 | Appalachian St. | 4 | 1984 4-7-0 | 1985 8-3-0 | Sparky Woods |
| | Massachusetts | 4 | 1984 3-8-0 | 1985 7-4-0 | Bob Stull |
| | West Tex. A&M | 4 | 1984 3-8-0 | 1985 6-3-1 | #Bill Kelly |
| 1986 | Morehead St. | 6 | 1985 1-10-0 | 1986 7-4-0 | Bill Baldrige |
| 1987 | Weber St. | 6 | 1986 3-8-0 | 1987 *10-3-0 | Mike Price |
| 1988 | Stephen F. Austin | 5½ | 1987 3-7-1 | 1988 *10-3-0 | Jim Hess |
| 1989 | Yale | 4½ | 1988 3-6-1 | 1989 8-2-0 | Carmen Cozza |
| 1990 | Nevada | 4 | 1989 7-4-0 | 1990 *13-2-0 | Chris Ault |
| | N.C. A&T | 4 | 1989 5-6-0 | 1990 9-2-0 | Bill Hayes |
| 1991 | Alcorn St. | 5 | 1990 2-7-0 | 1991 7-2-1 | #Cardell Jones |
| | Austin Peay | 5 | 1990 0-11-0 | 1991 5-6-0 | #Roy Gregory |
| | Princeton | 5 | 1990 3-7-0 | 1991 8-2-0 | Steve Tosches |
| | Southern Ill. | 5 | 1990 2-9-0 | 1991 7-4-0 | Bob Smith |
| 1992 | Howard | 5 | 1991 2-9-0 | 1992 7-4-0 | Steve Wilson |
| | Penn | 5 | 1991 2-8-0 | 1992 7-3-0 | #Al Bagnoli |
| | Richmond | 5 | 1991 2-9-0 | 1992 7-4-0 | Jim Marshall |
| | Tennessee Tech | 5 | 1991 2-9-0 | 1992 7-4-0 | Jim Ragland |

| Year | Team | \$Games Improved | From | To | Coach |
|------|-------------------|------------------|------------|--------------|------------------------|
| 1993 | Western Caro. | 5 | 1991 2-9-0 | 1992 7-4-0 | Steve Hodgins |
| 1993 | Boston U. | 8 | 1992 3-8-0 | 1993 *12-1-0 | Dan Allen |
| 1994 | Boise St. | 8 | 1993 3-8-0 | 1994 *13-2-0 | Pokey Allen |
| 1995 | Murray St. | 5½ | 1994 5-6-0 | 1995 *11-1-0 | Houston Nutt |
| 1996 | Nicholls St. | 7½ | 1995 0-11 | 1996 *8-4 | Darren Barbier |
| 1997 | McNeese St. | 8 | 1996 3-8 | 1997 *13-2 | Bobby Keasler |
| 1998 | Massachusetts | 8 | 1997 2-9 | 1998 *12-3 | #Mark Whipple |
| 1999 | Stephen F. Austin | 5 | 1998 3-8 | 1999 8-3 | #Mike Santiago |
| 2000 | Sacred Heart | 8 | 1999 2-9 | 2000 10-1 | #Jim Fleming |
| 2001 | Alcorn St. | 6 | 2000 0-11 | 2001 6-5 | Johnny Thomas |
| 2002 | St. Peter's | 6 | 2000 4-7 | 2001 10-1 | Rob Stern |
| 2002 | Mississippi Val. | 5 | 2001 0-11 | 2002 5-6 | #Willie Totten |
| 2003 | Fla. Atlantic | 7½ | 2002 2-9 | 2003 *11-3 | Howard Schnellenberger |
| 2004 | Sam Houston St. | 7½ | 2003 2-9 | 2004 *11-3 | Ron Randleman |
| 2005 | Richmond | 5 | 2004 3-8 | 2005 *9-4 | Dave Clawson |
| | Weber St. | 5 | 2004 1-10 | 2005 6-5 | #Ron McBride |

\$To determine games improved, add the difference in victories between the two seasons to the difference in losses, then divide by two; ties not counted. *Division I-AA playoff included. #First year as head coach at that college.

ALL-TIME MOST-IMPROVED TEAMS

| Games | Team (Year) |
|-------|-------------------------|
| 9½ | Montana St. (1984) |
| 8 | Boston U. (1993) |
| 8 | Boise St. (1994) |
| 8 | McNeese St. (1997) |
| 8 | Massachusetts (1998) |
| 8 | Sacred Heart (2000) |
| 7½ | Nicholls St. (1996) |
| 7½ | Fla. Atlantic (2003) |
| 7½ | Sam Houston St. (2004) |
| 7 | Lehigh (1998) |
| 7 | Delaware (2003) |
| 7 | Monmouth (2003) |
| 6½ | Western Ky. (1978) |
| 6½ | Valparaiso (2003) |
| 6 | Idaho St. (1980) |
| 6 | Penn (1982) |
| 6 | Morehead St. (1986) |
| 6 | Weber St. (1987) |
| 6 | Colgate (1996) |
| 6 | Jacksonville St. (1998) |

| Games | Team (Year) |
|-------|----------------------|
| 6 | Alcorn St. (2001) |
| 6 | St. Peter's (2001) |
| 6 | Southern Ill. (2003) |

2005 MOST-IMPROVED TEAMS

(Includes Playoff Games)

| Team (Coach) | 2004 | 2005 | \$Games Improved |
|-------------------------------|------|------|------------------|
| Richmond (Dave Clawson) | 3-8 | 9-4 | 5 |
| Weber St. (Ron McBride) | 1-10 | 6-5 | 5 |
| Grambling (Melvin Spears) | 6-5 | 11-1 | 4½ |
| Texas St. (David Bailiff) | 5-6 | 11-3 | 4½ |
| Appalachian St. (Jerry Moore) | 6-5 | 12-3 | 4 |
| Chattanooga (Rodney Allison) | 2-9 | 6-5 | 4 |
| Tenn.-Martin (Matt Griffin) | 2-9 | 6-5 | 4 |
| Youngstown St. (Jon Heacock) | 4-7 | 8-3 | 4 |
| Eastern Ill. (Bob Spoo) | 5-6 | 9-3 | 3½ |
| San Diego (Jim Harbaugh) | 7-4 | 11-1 | 3½ |

\$To determine games improved, add the difference in victories between the two seasons to the difference in losses, then divide by two.

All-Time Team Won-Lost Records

BY PERCENTAGE (TOP 25)

| Team | Yrs. | Won | Lost | Tied | Pct. | Total Games |
|----------------------------------|------|-----|------|------|-------|-------------|
| Coastal Caro. | 3 | 25 | 8 | 0 | .758 | 33 |
| Ga. Southern | 24 | 235 | 76 | 1 | .755 | 312 |
| Grambling | 63 | 477 | 189 | 15 | .711 | 681 |
| Yale | 133 | 830 | 326 | 55 | .708 | 1,211 |
| Florida A&M | 73 | 512 | 219 | 18 | .696 | 749 |
| Princeton | 136 | 763 | 350 | 50 | .678 | 1,163 |
| Tennessee St. | 78 | 484 | 226 | 30 | @.674 | 740 |
| Harvard | 131 | 774 | 368 | 50 | .670 | 1,192 |
| Penn | 129 | 781 | 440 | 42 | .635 | 1,263 |
| Southern U. | 84 | 512 | 290 | 25 | .634 | 827 |
| Dayton | 98 | 579 | 330 | 26 | .633 | 935 |
| Eastern Ky. | 82 | 506 | 290 | 27 | .631 | 823 |
| Jackson St. | 60 | 384 | 225 | 13 | .628 | 622 |
| Fordham | 107 | 722 | 420 | 53 | .626 | 1,195 |
| Robert Morris | 12 | 75 | 45 | 1 | .624 | 121 |
| Appalachian St. | 76 | 490 | 291 | 29 | .623 | 810 |
| McNeese St. | 55 | 366 | 220 | 14 | .622 | 600 |
| North Dakota St. (Reclassifying) | 109 | 575 | 343 | 34 | .622 | 952 |
| South Carolina St. | 78 | 440 | 267 | 27 | .618 | 734 |
| Hofstra | 65 | 385 | 241 | 11 | .613 | 637 |
| Dartmouth | 124 | 638 | 395 | 46 | .613 | 1,079 |
| Gardner-Webb | 6 | 39 | 25 | 0 | .609 | 64 |
| Delaware | 114 | 613 | 389 | 44 | .607 | 1,046 |
| Western Ky. | 87 | 495 | 317 | 31 | .606 | 843 |
| Albany (N.Y.) | 33 | 201 | 132 | 0 | .604 | 333 |

BY VICTORIES

| Team | Yrs. | Won | Lost | Tied | Pct. | Total Games |
|----------------------------------|------|-----|------|------|------|-------------|
| Yale | 133 | 830 | 326 | 55 | .708 | 1,211 |
| Penn | 129 | 781 | 440 | 42 | .635 | 1,263 |
| Harvard | 131 | 774 | 368 | 50 | .670 | 1,192 |
| Princeton | 136 | 763 | 350 | 50 | .678 | 1,163 |
| Fordham | 107 | 722 | 420 | 53 | .626 | 1,195 |
| Dartmouth | 124 | 638 | 395 | 46 | .613 | 1,079 |
| Lafayette | 124 | 620 | 526 | 39 | .540 | 1,185 |
| Delaware | 114 | 613 | 389 | 44 | .607 | 1,046 |
| Lehigh | 122 | 609 | 539 | 45 | .529 | 1,193 |
| Cornell | 118 | 602 | 442 | 34 | .574 | 1,078 |
| Dayton | 98 | 579 | 330 | 26 | .633 | 935 |
| North Dakota St. (Reclassifying) | 109 | 575 | 343 | 34 | .622 | 952 |
| Colgate | 115 | 567 | 427 | 50 | .567 | 1,044 |
| UNI | 107 | 564 | 364 | 47 | .603 | 975 |
| Holy Cross | 110 | 562 | 453 | 55 | .551 | 1,070 |
| Brown | 120 | 550 | 520 | 40 | .514 | 1,110 |
| Bucknell | 120 | 545 | 506 | 51 | .518 | 1,102 |
| Furman | 92 | 529 | 388 | 37 | .574 | 954 |
| Drake | 112 | 528 | 465 | 29 | .531 | 1,022 |
| Villanova | 108 | 525 | 426 | 41 | .550 | 992 |
| Butler | 116 | 514 | 397 | 35 | .562 | 946 |
| Florida A&M | 73 | 512 | 219 | 18 | .696 | 749 |
| Southern U. | 84 | 512 | 290 | 25 | .634 | 827 |
| William & Mary | 110 | 509 | 491 | 37 | .509 | 1,037 |
| Massachusetts | 123 | 509 | 501 | 51 | .504 | 1,061 |
| Eastern Ky. | 82 | 506 | 290 | 27 | .631 | 823 |
| South Dakota St. (Reclassifying) | 108 | 501 | 406 | 38 | .550 | 945 |
| Hampton | 104 | 496 | 356 | 34 | .579 | 886 |
| Western Ky. | 87 | 495 | 317 | 31 | .606 | 843 |
| Appalachian St. | 76 | 490 | 291 | 29 | .623 | 810 |

Includes records as senior college only. Bowl and playoff games are included, and each tie game is computed as half won and half lost. Note: Tiebreaker rule began with 1996 season.

@Tennessee State's participation in the 1981 and 1982 Division I-AA championships (1-2 record) voided.

| Team | Yrs. | Won | Lost | Tied | Pct. | Total Games |
|--------------------------------|------|-----|------|------|-------|-------------|
| Tennessee St. | 78 | 484 | 226 | 30 | @.674 | 740 |
| New Hampshire | 109 | 479 | 407 | 54 | .538 | 940 |
| Montana | 106 | 479 | 456 | 26 | .512 | 961 |
| Grambling | 63 | 477 | 189 | 15 | .711 | 681 |
| Northwestern St. | 97 | 477 | 377 | 33 | .556 | 887 |
| Chattanooga | 98 | 464 | 456 | 33 | .504 | 953 |
| Western Ill. | 102 | 463 | 382 | 37 | .546 | 882 |
| Maine | 114 | 463 | 433 | 38 | .516 | 934 |
| Georgetown | 94 | 457 | 326 | 31 | .580 | 814 |
| UC Davis (Reclassifying) | 87 | 455 | 331 | 33 | .576 | 819 |
| Texas St. | 91 | 453 | 366 | 27 | .551 | 846 |
| Howard | 109 | 453 | 377 | 42 | .544 | 872 |
| Richmond | 122 | 449 | 588 | 53 | .436 | 1,090 |
| VMI | 115 | 446 | 586 | 43 | .435 | 1,075 |
| Elon | 84 | 442 | 370 | 18 | .543 | 830 |
| South Carolina St. | 78 | 440 | 267 | 27 | .618 | 734 |
| Eastern Ill. | 105 | 439 | 455 | 44 | .491 | 938 |
| Idaho St. | 101 | 436 | 410 | 20 | .515 | 866 |
| Wofford | 97 | 435 | 449 | 36 | .492 | 920 |
| Citadel | 98 | 435 | 485 | 32 | .474 | 952 |
| Eastern Wash. | 95 | 433 | 356 | 23 | .547 | 812 |
| Murray St. | 81 | 429 | 345 | 34 | .552 | 808 |
| Alabama St. | 100 | 424 | 402 | 43 | .513 | 869 |
| Missouri St. | 94 | 420 | 413 | 40 | .504 | 873 |
| Illinois St. | 106 | 417 | 479 | 65 | .468 | 961 |
| N.C. A&T | 82 | 412 | 343 | 39 | .543 | 794 |
| Samford | 90 | 412 | 413 | 34 | .499 | 859 |
| Northern Colo. (Reclassifying) | 93 | 409 | 370 | 24 | .524 | 803 |
| Montana St. | 102 | 408 | 430 | 34 | .487 | 872 |
| Alcorn St. | 82 | 404 | 291 | 39 | .577 | 734 |
| Youngstown St. | 65 | 393 | 259 | 17 | .600 | 669 |
| Southeast Mo. St. | 93 | 393 | 422 | 37 | .483 | 852 |
| Morgan St. | 85 | 389 | 344 | 30 | .529 | 763 |
| Davidson | 108 | 388 | 526 | 45 | .428 | 959 |
| Jacksonville St. | 73 | 387 | 290 | 27 | .569 | 704 |
| Hofstra | 65 | 385 | 241 | 11 | .613 | 637 |
| Jackson St. | 60 | 384 | 225 | 13 | .628 | 622 |
| Sam Houston St. | 89 | 378 | 377 | 47 | .501 | 802 |
| Bethune-Cookman | 67 | 372 | 250 | 22 | .595 | 644 |
| Northern Ariz. | 81 | 368 | 371 | 22 | #.498 | 761 |
| Southern Ill. | 90 | 368 | 454 | 33 | .450 | 855 |
| McNeese St. | 55 | 366 | 220 | 14 | .622 | 600 |
| Tennessee Tech | 84 | 366 | 424 | 31 | .465 | 821 |
| Rhode Island | 105 | 362 | 498 | 41 | .425 | 901 |
| Columbia | 115 | 353 | 583 | 43 | .383 | 979 |
| Cal Poly | 65 | 352 | 279 | 9 | .557 | 640 |
| Wagner | 75 | 348 | 289 | 17 | .545 | 654 |
| Valparaiso | 85 | 348 | 398 | 24 | .468 | 770 |
| Prairie View | 79 | 344 | 417 | 31 | .454 | 792 |
| Indiana St. | 89 | 339 | 420 | 20 | .448 | 779 |
| Stephen F. Austin | 79 | 339 | 429 | 30 | %.444 | 798 |
| Alabama A&M | 68 | 330 | 286 | 26 | .534 | 642 |
| Ark.-Pine Bluff | 74 | 318 | 362 | 42 | .470 | 722 |
| Western Caro. | 72 | 303 | 396 | 23 | .436 | 722 |
| Portland St. | 59 | 295 | 300 | 10 | .496 | 605 |
| Morehead St. | 76 | 293 | 391 | 22 | .431 | 706 |
| Southeastern La. | 56 | 291 | 237 | 17 | .550 | 545 |
| Duquesne | 58 | 289 | 227 | 18 | .558 | 534 |
| Texas Southern | 60 | 280 | 320 | 27 | .468 | 627 |
| Northeastern | 70 | 276 | 333 | 17 | .454 | 626 |
| Delaware St. | 60 | 263 | 315 | 8 | .456 | 586 |
| Central Conn. St. | 67 | 256 | 304 | 22 | .459 | 582 |
| Austin Peay | 69 | 251 | 432 | 16 | .371 | 699 |
| Ga. Southern | 24 | 235 | 76 | 1 | .755 | 312 |
| Weber St. | 44 | 224 | 243 | 3 | .480 | 470 |
| Sacramento St. | 52 | 224 | 301 | 8 | .428 | 533 |
| Norfolk St. | 45 | 212 | 225 | 7 | .485 | 444 |
| Mississippi Val. | 53 | 208 | 295 | 11 | .415 | 514 |
| Towson | 37 | 207 | 174 | 4 | .543 | 385 |
| Southern Utah | 43 | 202 | 222 | 6 | .477 | 430 |
| Albany (N.Y.) | 33 | 201 | 132 | 0 | .604 | 333 |
| James Madison | 33 | 200 | 164 | 3 | .549 | 367 |
| Tenn.-Martin | 49 | 196 | 312 | 5 | .387 | 513 |
| San Diego | 38 | 189 | 170 | 8 | .526 | 367 |
| St. Francis (Pa.) | 57 | 161 | 305 | 13 | .350 | 479 |
| Nicholls St. | 34 | 159 | 212 | 4 | .429 | 375 |
| Liberty | 33 | 158 | 182 | 4 | .465 | 344 |
| Marist | 28 | 122 | 140 | 3 | .466 | 265 |
| Iona | 28 | 114 | 162 | 3 | .414 | 279 |
| Stony Brook | 23 | 106 | 112 | 2 | .486 | 220 |
| St. Peter's | 34 | 80 | 211 | 1 | .276 | 292 |
| Robert Morris | 12 | 75 | 45 | 1 | .624 | 121 |
| Monmouth | 12 | 73 | 49 | 0 | .598 | 122 |
| Sacred Heart | 15 | 66 | 83 | 0 | .443 | 149 |
| Charleston So. | 15 | 46 | 113 | 0 | .289 | 159 |

| Team | Yrs. | Won | Lost | Tied | Pct. | Total Games |
|---------------|------|-----|------|------|------|-------------|
| Gardner-Webb | 6 | 39 | 25 | 0 | .609 | 64 |
| Jacksonville | 8 | 30 | 48 | 0 | .385 | 78 |
| La Salle | 9 | 30 | 59 | 0 | .337 | 89 |
| Coastal Caro. | 3 | 25 | 8 | 0 | .758 | 33 |
| Savannah St. | 6 | 7 | 55 | 0 | .113 | 62 |

Also includes any participation in major bowl games. Ties computed as half won and half lost. #Northern Arizona's participation in the 1999 Division I-AA championship (0-1 record) voided. %Stephen F. Austin's participation in the 1989 Division I-AA championship (3-1 record) voided. @Tennessee State's participation in the 1981 and 1982 Division I-AA championships (1-2 record) voided.

ALPHABETICAL LISTING

| Team | Yrs. | Won | Lost | Tied | Pct. | Total Games |
|--------------------------|------|-----|------|------|------|-------------|
| Alabama A&M | 68 | 330 | 286 | 26 | .534 | 642 |
| Alabama St. | 100 | 424 | 402 | 43 | .513 | 869 |
| Albany (N.Y.) | 33 | 201 | 132 | 0 | .604 | 333 |
| Alcorn St. | 82 | 404 | 291 | 39 | .577 | 734 |
| Appalachian St. | 76 | 490 | 291 | 29 | .623 | 810 |
| Ark.-Pine Bluff | 74 | 318 | 362 | 42 | .470 | 722 |
| Austin Peay | 69 | 251 | 432 | 16 | .371 | 699 |
| Bethune-Cookman | 67 | 372 | 250 | 22 | .595 | 644 |
| Brown | 120 | 550 | 520 | 40 | .514 | 1,110 |
| Bucknell | 120 | 545 | 506 | 51 | .518 | 1,102 |
| Butler | 116 | 514 | 397 | 35 | .562 | 946 |
| UC Davis (Reclassifying) | 87 | 455 | 331 | 33 | .576 | 819 |
| Cal Poly | 65 | 352 | 279 | 9 | .557 | 640 |
| Central Conn. St. | 67 | 256 | 304 | 22 | .459 | 582 |
| Charleston So. | 15 | 46 | 113 | 0 | .289 | 159 |
| Chattanooga | 98 | 464 | 456 | 33 | .504 | 953 |
| Citadel | 98 | 435 | 485 | 32 | .474 | 952 |
| Coastal Caro. | 3 | 25 | 8 | 0 | .758 | 33 |
| Colgate | 115 | 567 | 427 | 50 | .567 | 1,044 |
| Columbia | 115 | 353 | 583 | 43 | .383 | 979 |
| Cornell | 118 | 602 | 442 | 34 | .574 | 1,078 |
| Dartmouth | 124 | 638 | 395 | 46 | .613 | 1,079 |
| Davidson | 108 | 388 | 526 | 45 | .428 | 959 |
| Dayton | 98 | 579 | 330 | 26 | .633 | 935 |
| Delaware | 114 | 613 | 389 | 44 | .607 | 1,046 |
| Delaware St. | 60 | 263 | 315 | 8 | .456 | 586 |
| Drake | 112 | 528 | 465 | 29 | .531 | 1,022 |
| Duquesne | 58 | 289 | 227 | 18 | .558 | 534 |
| Eastern Ill. | 105 | 439 | 455 | 44 | .491 | 938 |
| Eastern Ky. | 82 | 506 | 290 | 27 | .631 | 823 |
| Eastern Wash. | 95 | 433 | 356 | 23 | .547 | 812 |
| Elon | 84 | 442 | 370 | 18 | .543 | 830 |
| Florida A&M | 73 | 512 | 219 | 18 | .696 | 749 |
| Fordham | 107 | 722 | 420 | 53 | .626 | 1,195 |
| Furman | 92 | 529 | 388 | 37 | .574 | 954 |
| Gardner-Webb | 6 | 39 | 25 | 0 | .609 | 64 |
| Georgetown | 94 | 457 | 326 | 31 | .580 | 814 |
| Ga. Southern | 24 | 235 | 76 | 1 | .755 | 312 |
| Grambling | 63 | 477 | 189 | 15 | .711 | 681 |
| Hampton | 104 | 496 | 356 | 34 | .579 | 886 |
| Harvard | 131 | 774 | 368 | 50 | .670 | 1,192 |
| Hofstra | 65 | 385 | 241 | 11 | .613 | 637 |
| Holy Cross | 110 | 562 | 453 | 55 | .551 | 1,070 |
| Howard | 109 | 453 | 377 | 42 | .544 | 872 |
| Idaho St. | 101 | 436 | 410 | 20 | .515 | 866 |
| Illinois St. | 106 | 417 | 479 | 65 | .468 | 961 |
| Indiana St. | 89 | 339 | 420 | 20 | .448 | 779 |
| Iona | 28 | 114 | 162 | 3 | .414 | 279 |
| Jackson St. | 60 | 384 | 225 | 13 | .628 | 622 |
| Jacksonville | 8 | 30 | 48 | 0 | .385 | 78 |
| Jacksonville St. | 73 | 387 | 290 | 27 | .569 | 704 |
| James Madison | 33 | 200 | 164 | 3 | .549 | 367 |
| La Salle | 9 | 30 | 59 | 0 | .337 | 89 |
| Lafayette | 124 | 620 | 526 | 39 | .540 | 1,185 |
| Lehigh | 122 | 609 | 539 | 45 | .529 | 1,193 |
| Liberty | 33 | 158 | 182 | 4 | .465 | 344 |
| Maine | 114 | 463 | 433 | 38 | .516 | 934 |
| Marist | 28 | 122 | 140 | 3 | .466 | 265 |
| Massachusetts | 123 | 509 | 501 | 51 | .504 | 1,061 |
| McNeese St. | 55 | 366 | 220 | 14 | .622 | 600 |
| Mississippi Val. | 53 | 208 | 295 | 11 | .415 | 514 |
| Missouri St. | 94 | 420 | 413 | 40 | .504 | 873 |
| Monmouth | 12 | 73 | 49 | 0 | .598 | 122 |
| Montana | 106 | 479 | 456 | 26 | .512 | 961 |
| Montana St. | 102 | 408 | 430 | 34 | .487 | 872 |
| Morehead St. | 76 | 293 | 391 | 22 | .431 | 706 |
| Morgan St. | 85 | 389 | 344 | 30 | .529 | 763 |
| Murray St. | 81 | 429 | 345 | 34 | .552 | 808 |
| New Hampshire | 109 | 479 | 407 | 54 | .538 | 940 |
| Nicholls St. | 34 | 159 | 212 | 4 | .429 | 375 |

| Team | Yrs. | Won | Lost | Tied | Pct. | Total Games |
|----------------------------------|------|-----|------|------|-------|-------------|
| Norfolk St. | 45 | 212 | 225 | 7 | .485 | 444 |
| N.C. A&T | 82 | 412 | 343 | 39 | .543 | 794 |
| North Dakota St. (Reclassifying) | 109 | 575 | 343 | 34 | .622 | 952 |
| Northeastern | 70 | 276 | 333 | 17 | .454 | 626 |
| Northern Ariz. | 81 | 368 | 371 | 22 | #.498 | 761 |
| Northern Colo. (Reclassifying) | 93 | 409 | 370 | 24 | .524 | 803 |
| UNL | 107 | 564 | 364 | 47 | .603 | 975 |
| Northwestern St. | 97 | 477 | 377 | 33 | .556 | 887 |
| Penn. | 129 | 781 | 440 | 42 | .635 | 1,263 |
| Portland St. | 59 | 295 | 300 | 10 | .496 | 605 |
| Prairie View | 79 | 344 | 417 | 31 | .454 | 792 |
| Princeton | 136 | 763 | 350 | 50 | .678 | 1,163 |
| Rhode Island | 105 | 362 | 498 | 41 | .425 | 901 |
| Richmond | 122 | 449 | 588 | 53 | .436 | 1,090 |
| Robert Morris | 12 | 75 | 45 | 1 | .624 | 121 |
| Sacramento St. | 52 | 224 | 301 | 8 | .428 | 533 |
| Sacred Heart | 15 | 66 | 83 | 0 | .443 | 149 |
| Sam Houston St. | 89 | 378 | 377 | 47 | .501 | 802 |
| Samford | 90 | 412 | 413 | 34 | .499 | 859 |
| San Diego | 38 | 189 | 170 | 8 | .526 | 367 |
| Savannah St. | 6 | 7 | 55 | 0 | .113 | 62 |
| South Carolina St. | 78 | 440 | 267 | 27 | .618 | 734 |
| South Dakota St. (Reclassifying) | 108 | 501 | 406 | 38 | .550 | 945 |
| Southeast Mo. St. | 93 | 393 | 422 | 37 | .483 | 852 |
| Southeastern La. | 56 | 291 | 237 | 17 | .550 | 545 |
| Southern Ill. | 90 | 368 | 454 | 33 | .450 | 855 |
| Southern U. | 84 | 512 | 290 | 25 | .634 | 827 |
| Southern Utah | 43 | 202 | 222 | 6 | .477 | 430 |

| Team | Yrs. | Won | Lost | Tied | Pct. | Total Games |
|-------------------|------|-----|------|------|-------|-------------|
| St. Francis (Pa.) | 57 | 161 | 305 | 13 | .350 | 479 |
| St. Peter's | 34 | 80 | 211 | 1 | .276 | 292 |
| Stephen F. Austin | 79 | 339 | 429 | 30 | %.444 | 798 |
| Stony Brook | 23 | 106 | 112 | 2 | .486 | 220 |
| Tenn.-Martin | 49 | 196 | 312 | 5 | .387 | 513 |
| Tennessee St. | 78 | 484 | 226 | 30 | @.674 | 740 |
| Tennessee Tech | 84 | 366 | 424 | 31 | .465 | 821 |
| Texas Southern | 60 | 280 | 320 | 27 | .468 | 627 |
| Texas St. | 91 | 453 | 366 | 27 | .551 | 846 |
| Towson | 37 | 207 | 174 | 4 | .543 | 385 |
| Valparaiso | 85 | 348 | 398 | 24 | .468 | 770 |
| Villanova | 108 | 525 | 426 | 41 | .550 | 992 |
| VMI | 115 | 446 | 586 | 43 | .435 | 1,075 |
| Wagner | 75 | 348 | 289 | 17 | .545 | 654 |
| Weber St. | 44 | 224 | 243 | 3 | .480 | 470 |
| Western Caro. | 72 | 303 | 396 | 23 | .436 | 722 |
| Western Ill. | 102 | 463 | 382 | 37 | .546 | 882 |
| Western Ky. | 87 | 495 | 317 | 31 | .606 | 843 |
| William & Mary | 110 | 509 | 491 | 37 | .509 | 1,037 |
| Wofford | 97 | 435 | 449 | 36 | .492 | 920 |
| Yale | 133 | 830 | 326 | 55 | .708 | 1,211 |
| Youngstown St. | 65 | 393 | 259 | 17 | .600 | 669 |

Also includes any participation in major bowl games. Ties computed as half won and half lost. #Northern Arizona's participation in the 1999 Division I-AA championship (0-1 record) voided. %Stephen F. Austin's participation in the 1989 Division I-AA championship (3-1 record) voided. @Tennessee State's participation in the 1981 and 1982 Division I-AA championships (1-2 record) voided.

Records in the 2000s

(2000-01-02-03-04-05, including playoffs)

BY PERCENTAGE

| Team | 2000 | | 2001 | | 2002 | | 2003 | | 2004 | | 2005 | | Total | |
|----------------------------------|------|---|------|---|------|---|------|---|------|---|------|---|-------|--------|
| | W | L | W | L | W | L | W | L | W | L | W | L | Pct. | |
| Dayton | 8 | 3 | 10 | 1 | 11 | 1 | 9 | 2 | 7 | 3 | 9 | 1 | 54 | 11.831 |
| Grambling | 10 | 2 | 10 | 1 | 11 | 2 | 9 | 3 | 6 | 5 | 11 | 1 | 57 | 14.803 |
| Montana | 13 | 2 | 15 | 1 | 11 | 3 | 9 | 4 | 12 | 3 | 8 | 4 | 68 | 17.800 |
| Penn. | 7 | 3 | 8 | 1 | 9 | 1 | 10 | 0 | 8 | 2 | 5 | 5 | 47 | 12.797 |
| Lehigh | 12 | 1 | 11 | 1 | 8 | 4 | 8 | 3 | 9 | 3 | 8 | 3 | 56 | 15.789 |
| Duquesne | 10 | 1 | 8 | 3 | 11 | 1 | 8 | 3 | 7 | 3 | 7 | 3 | 51 | 14.785 |
| Ga. Southern | 13 | 2 | 12 | 2 | 11 | 3 | 7 | 4 | 9 | 3 | 8 | 4 | 60 | 18.769 |
| Harvard | 5 | 5 | 9 | 0 | 7 | 3 | 7 | 3 | 10 | 0 | 7 | 3 | 45 | 14.763 |
| Coastal Caro. | - | - | - | - | - | - | 6 | 5 | 10 | 1 | 9 | 2 | 25 | 8.758 |
| Colgate | 7 | 4 | 7 | 3 | 9 | 3 | 15 | 1 | 7 | 4 | 8 | 4 | 53 | 19.736 |
| Furman | 9 | 3 | 12 | 3 | 8 | 4 | 6 | 5 | 10 | 3 | 11 | 3 | 56 | 21.727 |
| Western Ky. | 11 | 2 | 8 | 4 | 12 | 3 | 9 | 4 | 9 | 3 | 6 | 5 | 55 | 21.724 |
| Bethune-Cookman | 9 | 2 | 6 | 4 | 11 | 2 | 9 | 3 | 6 | 4 | 7 | 4 | 48 | 19.716 |
| UC Davis (Reclassifying) | 12 | 1 | 10 | 3 | 9 | 3 | 6 | 4 | 6 | 4 | 6 | 5 | 49 | 20.710 |
| Hampton | 7 | 4 | 7 | 4 | 7 | 5 | 7 | 4 | 10 | 2 | 11 | 1 | 49 | 20.710 |
| Sacred Heart | 10 | 1 | 10 | 0 | 7 | 3 | 6 | 5 | 6 | 4 | 4 | 6 | 43 | 19.694 |
| Appalachian St. | 10 | 4 | 9 | 4 | 8 | 4 | 7 | 4 | 6 | 5 | 12 | 3 | 52 | 24.684 |
| Delaware | 12 | 2 | 4 | 6 | 6 | 6 | 15 | 1 | 9 | 4 | 6 | 5 | 52 | 24.684 |
| UNL | 7 | 4 | 11 | 3 | 5 | 6 | 10 | 3 | 7 | 4 | 11 | 4 | 51 | 24.680 |
| McNeese St. | 8 | 4 | 8 | 4 | 13 | 2 | 10 | 2 | 4 | 7 | 5 | 4 | 48 | 23.676 |
| San Diego | 4 | 6 | 6 | 3 | 5 | 5 | 8 | 2 | 7 | 4 | 11 | 1 | 41 | 21.661 |
| Wofford | 7 | 4 | 4 | 7 | 9 | 3 | 12 | 2 | 8 | 3 | 6 | 5 | 46 | 24.657 |
| North Dakota St. (Reclassifying) | 12 | 2 | 7 | 3 | 2 | 8 | 8 | 3 | 8 | 3 | 7 | 4 | 44 | 23.657 |
| Morehead St. | 6 | 3 | 6 | 4 | 9 | 3 | 8 | 3 | 6 | 6 | 8 | 4 | 43 | 23.652 |
| Alabama A&M | 7 | 5 | 4 | 5 | 8 | 4 | 8 | 4 | 7 | 4 | 9 | 3 | 43 | 25.632 |
| Southern U. | 6 | 5 | 7 | 4 | 6 | 6 | 12 | 1 | 8 | 4 | 4 | 5 | 43 | 25.632 |
| Eastern Ky. | 6 | 5 | 8 | 2 | 8 | 4 | 7 | 5 | 6 | 5 | 7 | 4 | 42 | 25.627 |
| Monmouth | 5 | 6 | 7 | 3 | 2 | 8 | 10 | 2 | 10 | 1 | 6 | 4 | 40 | 24.625 |
| Alabama St. | 6 | 5 | 8 | 4 | 6 | 6 | 8 | 5 | 10 | 2 | 6 | 5 | 44 | 27.620 |
| South Carolina St. | 3 | 8 | 6 | 5 | 7 | 5 | 8 | 4 | 9 | 2 | 9 | 2 | 42 | 26.618 |
| Eastern Ill. | 8 | 4 | 9 | 2 | 8 | 4 | 4 | 8 | 5 | 6 | 9 | 3 | 43 | 27.614 |
| Western Ill. | 9 | 3 | 5 | 5 | 11 | 2 | 9 | 4 | 4 | 7 | 5 | 6 | 43 | 27.614 |
| Gardner-Webb | 6 | 4 | 6 | 4 | 9 | 1 | 8 | 4 | 5 | 6 | 5 | 6 | 39 | 25.609 |
| Youngstown St. | 9 | 3 | 8 | 3 | 7 | 4 | 5 | 7 | 4 | 7 | 8 | 3 | 41 | 27.603 |
| Northwestern St. | 6 | 5 | 8 | 4 | 9 | 4 | 6 | 6 | 8 | 4 | 5 | 5 | 42 | 28.600 |
| Eastern Wash. | 6 | 5 | 7 | 4 | 6 | 5 | 6 | 5 | 9 | 4 | 7 | 5 | 41 | 28.594 |
| Massachusetts | 7 | 4 | 3 | 8 | 8 | 4 | 10 | 3 | 6 | 5 | 7 | 4 | 41 | 28.594 |
| Brown | 7 | 3 | 6 | 3 | 2 | 8 | 5 | 5 | 6 | 4 | 9 | 1 | 35 | 24.593 |
| Drake | 7 | 4 | 5 | 5 | 5 | 6 | 6 | 6 | 10 | 2 | 6 | 4 | 39 | 27.591 |
| Maine | 5 | 6 | 9 | 3 | 11 | 3 | 6 | 5 | 5 | 6 | 5 | 6 | 41 | 29.586 |

| Team | 2000 | | 2001 | | 2002 | | 2003 | | 2004 | | 2005 | | Total | | |
|-------------------------------------|------|----|------|----|------|----|------|----|------|----|------|----|-------|----|------|
| | W | L | W | L | W | L | W | L | W | L | W | L | W | L | Pct. |
| Villanova..... | 5 | 6 | 8 | 3 | 11 | 4 | 7 | 4 | 6 | 5 | 4 | 7 | 41 | 29 | .586 |
| William & Mary..... | 5 | 6 | 8 | 4 | 6 | 5 | 5 | 5 | 11 | 3 | 5 | 6 | 40 | 29 | .580 |
| Portland St. | 8 | 4 | 7 | 4 | 6 | 5 | 4 | 7 | 7 | 4 | 6 | 5 | 38 | 29 | .567 |
| Jacksonville St. | 4 | 6 | 5 | 6 | 5 | 6 | 8 | 4 | 9 | 2 | 6 | 5 | 37 | 29 | .561 |
| South Dakota St. (Reclassifying) .. | 6 | 5 | 5 | 6 | 6 | 4 | 7 | 4 | 6 | 5 | 6 | 5 | 36 | 29 | .554 |
| Florida A&M..... | 9 | 3 | 7 | 4 | 7 | 5 | 6 | 6 | 3 | 8 | 6 | 5 | 38 | 31 | .551 |
| Northern Colo. (Reclassifying) .. | 4 | 7 | 7 | 4 | 12 | 2 | 9 | 2 | 2 | 9 | 4 | 7 | 38 | 31 | .551 |
| Robert Morris..... | 10 | 0 | 6 | 3 | 3 | 7 | 6 | 4 | 6 | 5 | 2 | 8 | 33 | 27 | .550 |
| New Hampshire..... | 6 | 5 | 4 | 7 | 3 | 8 | 5 | 7 | 10 | 3 | 11 | 2 | 39 | 32 | .549 |
| Albany (N.Y.)..... | 5 | 6 | 7 | 3 | 8 | 4 | 7 | 4 | 4 | 7 | 5 | 6 | 36 | 30 | .545 |
| Stephen F. Austin..... | 6 | 5 | 6 | 5 | 6 | 5 | 7 | 4 | 6 | 5 | 5 | 6 | 36 | 30 | .545 |
| Cal Poly..... | 3 | 8 | 6 | 5 | 3 | 8 | 7 | 4 | 9 | 2 | 9 | 4 | 37 | 31 | .544 |
| James Madison..... | 6 | 5 | 2 | 9 | 5 | 7 | 6 | 6 | 13 | 2 | 7 | 4 | 39 | 33 | .542 |
| Hofstra..... | 9 | 4 | 9 | 3 | 6 | 6 | 2 | 10 | 5 | 6 | 7 | 4 | 38 | 33 | .535 |
| Southern Ill. | 4 | 7 | 1 | 10 | 4 | 8 | 10 | 2 | 10 | 2 | 9 | 4 | 38 | 33 | .535 |
| Wagner..... | 6 | 5 | 3 | 6 | 7 | 4 | 6 | 5 | 6 | 5 | 6 | 5 | 34 | 30 | .531 |
| Sam Houston St. | 7 | 4 | 10 | 3 | 4 | 7 | 2 | 9 | 11 | 3 | 3 | 7 | 37 | 33 | .529 |
| Davidson..... | 10 | 0 | 5 | 4 | 7 | 3 | 3 | 8 | 2 | 7 | 4 | 6 | 31 | 28 | .525 |
| Yale..... | 7 | 3 | 3 | 6 | 6 | 4 | 6 | 4 | 5 | 5 | 4 | 6 | 31 | 28 | .525 |
| Fordham..... | 3 | 8 | 7 | 4 | 10 | 3 | 9 | 3 | 5 | 6 | 2 | 9 | 36 | 33 | .522 |
| Idaho St. | 6 | 5 | 4 | 7 | 8 | 3 | 8 | 4 | 3 | 8 | 5 | 6 | 34 | 33 | .507 |
| N.C. A&T..... | 8 | 3 | 8 | 3 | 4 | 8 | 10 | 3 | 3 | 8 | 2 | 9 | 35 | 34 | .507 |
| Marist..... | 6 | 4 | 3 | 6 | 7 | 4 | 4 | 6 | 3 | 6 | 7 | 4 | 30 | 30 | .500 |
| Texas St. | 7 | 4 | 4 | 7 | 4 | 7 | 4 | 8 | 5 | 6 | 11 | 3 | 35 | 35 | .500 |
| Northeastern..... | 4 | 7 | 5 | 6 | 10 | 3 | 8 | 4 | 5 | 6 | 2 | 9 | 34 | 35 | .493 |
| Southeastern La. | - | - | - | - | - | - | 5 | 7 | 7 | 4 | 4 | 6 | 16 | 17 | .485 |
| Tennessee Tech..... | 8 | 3 | 7 | 3 | 5 | 7 | 2 | 9 | 6 | 5 | 4 | 7 | 32 | 34 | .485 |
| Northern Ariz. | 3 | 8 | 8 | 4 | 6 | 5 | 9 | 4 | 4 | 7 | 3 | 8 | 33 | 36 | .478 |
| Alcorn St. | 0 | 11 | 6 | 5 | 6 | 5 | 7 | 5 | 7 | 4 | 6 | 5 | 32 | 35 | .478 |
| Illinois St. | 7 | 4 | 2 | 9 | 6 | 5 | 6 | 6 | 4 | 7 | 7 | 4 | 32 | 35 | .478 |
| Lafayette..... | 2 | 9 | 2 | 8 | 7 | 5 | 5 | 6 | 8 | 4 | 8 | 4 | 32 | 36 | .471 |
| Towson..... | 7 | 4 | 3 | 7 | 6 | 5 | 6 | 6 | 3 | 8 | 6 | 5 | 31 | 35 | .470 |
| Central Conn. St. | 4 | 6 | 2 | 7 | 5 | 6 | 3 | 8 | 8 | 2 | 7 | 4 | 29 | 33 | .468 |
| Stony Brook..... | 2 | 8 | 3 | 6 | 8 | 2 | 6 | 4 | 3 | 7 | 6 | 5 | 28 | 32 | .467 |
| Western Caro. | 4 | 7 | 7 | 4 | 5 | 6 | 5 | 7 | 4 | 7 | 5 | 4 | 30 | 35 | .462 |
| Montana St. | 0 | 11 | 5 | 6 | 7 | 6 | 7 | 6 | 6 | 5 | 7 | 4 | 32 | 38 | .457 |
| Murray St. | 6 | 5 | 4 | 6 | 7 | 5 | 4 | 8 | 7 | 4 | 2 | 9 | 30 | 37 | .448 |
| Missouri St. | 5 | 6 | 6 | 5 | 4 | 7 | 4 | 7 | 6 | 5 | 4 | 6 | 29 | 36 | .446 |
| Samford..... | 4 | 7 | 5 | 5 | 4 | 7 | 7 | 4 | 4 | 7 | 5 | 6 | 29 | 36 | .446 |
| Richmond..... | 10 | 3 | 3 | 8 | 4 | 7 | 2 | 9 | 3 | 8 | 9 | 4 | 31 | 39 | .443 |
| Princeton..... | 3 | 7 | 3 | 6 | 6 | 4 | 2 | 8 | 5 | 5 | 7 | 3 | 26 | 33 | .441 |
| Jackson St. | 7 | 4 | 7 | 4 | 7 | 4 | 2 | 10 | 4 | 7 | 2 | 9 | 29 | 38 | .433 |
| Bucknell..... | 6 | 5 | 6 | 4 | 2 | 9 | 6 | 6 | 7 | 4 | 1 | 10 | 28 | 38 | .424 |
| Nicholls St. | 1 | 10 | 3 | 8 | 7 | 4 | 5 | 6 | 5 | 5 | 6 | 4 | 27 | 37 | .422 |
| Delaware St. | 7 | 4 | 5 | 6 | 4 | 8 | 1 | 10 | 4 | 7 | 7 | 4 | 28 | 39 | .418 |
| Weber St. | 7 | 4 | 3 | 8 | 3 | 8 | 8 | 4 | 1 | 10 | 6 | 5 | 28 | 39 | .418 |
| St. Peter's..... | 4 | 7 | 10 | 1 | 6 | 5 | 2 | 8 | 3 | 7 | 1 | 9 | 26 | 37 | .413 |
| Ark.-Pine Bluff..... | 6 | 5 | 4 | 7 | 3 | 8 | 4 | 7 | 6 | 3 | 3 | 8 | 26 | 38 | .406 |
| Charleston So. | 5 | 6 | 5 | 6 | 4 | 8 | 1 | 11 | 5 | 5 | 7 | 4 | 27 | 40 | .403 |
| Valparaiso..... | 7 | 4 | 3 | 8 | 1 | 10 | 8 | 4 | 5 | 6 | 3 | 8 | 27 | 40 | .403 |
| Iona..... | 4 | 7 | 4 | 5 | 5 | 6 | 6 | 5 | 2 | 8 | 3 | 7 | 24 | 38 | .387 |
| Jacksonville..... | 3 | 8 | 5 | 5 | 3 | 7 | 5 | 6 | 3 | 7 | 4 | 4 | 23 | 37 | .383 |
| Rhode Island..... | 3 | 8 | 8 | 3 | 3 | 9 | 4 | 8 | 4 | 7 | 4 | 7 | 26 | 42 | .382 |
| Tennessee St. | 3 | 8 | 8 | 3 | 2 | 10 | 7 | 5 | 4 | 7 | 2 | 9 | 26 | 42 | .382 |
| Howard..... | 3 | 8 | 2 | 9 | 6 | 5 | 4 | 7 | 6 | 5 | 4 | 7 | 25 | 41 | .379 |
| Holy Cross..... | 7 | 4 | 4 | 6 | 4 | 8 | 1 | 11 | 3 | 8 | 6 | 5 | 25 | 42 | .373 |
| Cornell..... | 5 | 5 | 2 | 7 | 4 | 6 | 1 | 9 | 4 | 6 | 6 | 4 | 22 | 37 | .373 |
| La Salle..... | 6 | 4 | 5 | 4 | 2 | 9 | 3 | 8 | 3 | 7 | 4 | 7 | 23 | 39 | .371 |
| Southeast Mo. St. | 3 | 8 | 4 | 7 | 8 | 4 | 5 | 7 | 3 | 8 | 2 | 9 | 25 | 43 | .368 |
| Georgetown..... | 5 | 6 | 3 | 7 | 5 | 6 | 4 | 8 | 3 | 8 | 4 | 7 | 24 | 42 | .364 |
| Morgan St. | 1 | 10 | 2 | 9 | 7 | 5 | 6 | 5 | 5 | 6 | 2 | 9 | 23 | 44 | .343 |
| Southern Utah..... | 7 | 4 | 2 | 9 | 1 | 10 | 4 | 7 | 6 | 5 | 1 | 9 | 21 | 44 | .323 |
| Texas Southern..... | 8 | 3 | 3 | 7 | 4 | 7 | 5 | 6 | 0 | 11 | 1 | 10 | 21 | 44 | .323 |
| Citadel..... | 2 | 9 | 3 | 7 | 3 | 9 | 6 | 6 | 3 | 7 | 4 | 7 | 21 | 45 | .318 |
| Elon..... | 7 | 4 | 2 | 9 | 4 | 7 | 2 | 10 | 3 | 8 | 3 | 8 | 21 | 46 | .313 |
| Liberty..... | 3 | 8 | 3 | 8 | 2 | 9 | 6 | 6 | 6 | 5 | 1 | 10 | 21 | 46 | .313 |
| Sacramento St. | 7 | 4 | 2 | 9 | 5 | 7 | 2 | 9 | 3 | 8 | 2 | 9 | 21 | 46 | .313 |
| Chattanooga..... | 5 | 6 | 3 | 8 | 2 | 10 | 3 | 9 | 2 | 9 | 6 | 5 | 21 | 47 | .309 |
| Austin Peay..... | 2 | 9 | 3 | 7 | 7 | 5 | 4 | 7 | 2 | 9 | 2 | 9 | 20 | 46 | .303 |
| Norfolk St. | 3 | 8 | 5 | 6 | 5 | 6 | 1 | 11 | 1 | 8 | 4 | 7 | 19 | 46 | .292 |
| Mississippi Val. | 2 | 9 | 0 | 11 | 5 | 6 | 2 | 9 | 3 | 8 | 6 | 5 | 18 | 48 | .273 |
| VMI..... | 2 | 9 | 1 | 10 | 6 | 6 | 6 | 6 | 0 | 11 | 3 | 8 | 18 | 50 | .265 |
| Dartmouth..... | 2 | 8 | 1 | 8 | 3 | 7 | 5 | 5 | 1 | 9 | 2 | 8 | 14 | 45 | .237 |
| Indiana St. | 1 | 10 | 3 | 8 | 5 | 7 | 3 | 9 | 4 | 7 | 0 | 11 | 16 | 52 | .235 |
| Columbia..... | 3 | 7 | 3 | 7 | 1 | 9 | 4 | 6 | 1 | 9 | 2 | 8 | 14 | 46 | .233 |
| Butler..... | 2 | 8 | 5 | 5 | 4 | 6 | 2 | 9 | 1 | 10 | 0 | 11 | 14 | 49 | .222 |
| Tenn.-Martin..... | 2 | 9 | 1 | 10 | 2 | 10 | 2 | 10 | 2 | 9 | 6 | 5 | 15 | 53 | .221 |
| Prairie View..... | 1 | 10 | 3 | 7 | 1 | 10 | 1 | 9 | 3 | 8 | 5 | 6 | 14 | 50 | .219 |
| St. Francis (Pa.)..... | 0 | 11 | 0 | 10 | 2 | 8 | 1 | 9 | 3 | 8 | 3 | 8 | 9 | 54 | .143 |
| Savannah St. | 2 | 8 | 2 | 7 | 1 | 9 | 0 | 12 | 2 | 8 | 0 | 11 | 7 | 55 | .113 |

BY VICTORIES

| Team | Wins | Team | Wins | Team | Wins | Team | Wins |
|----------------------------------|------|----------------------------------|------|-------------------|------|-------------------|------|
| Montana | 68 | Eastern Wash. | 41 | Northern Ariz. | 33 | Coastal Caro. | 25 |
| Ga. Southern | 60 | Maine | 41 | Robert Morris | 33 | Holy Cross | 25 |
| Grambling | 57 | Massachusetts | 41 | Alcorn St. | 32 | Howard | 25 |
| Lehigh | 56 | San Diego | 41 | Illinois St. | 32 | Southeast Mo. St. | 25 |
| Furman | 56 | Villanova | 41 | Lafayette | 32 | Georgetown | 24 |
| Western Ky. | 55 | Youngstown St. | 41 | Montana St. | 32 | Iona | 24 |
| Dayton | 54 | Monmouth | 40 | Tennessee Tech | 32 | Jacksonville | 23 |
| Colgate | 53 | William & Mary | 40 | Davidson | 31 | La Salle | 23 |
| Appalachian St. | 52 | Drake | 39 | Richmond | 31 | Morgan St. | 23 |
| Delaware | 52 | Gardner-Webb | 39 | Towson | 31 | Cornell | 22 |
| Duquesne | 51 | James Madison | 39 | Yale | 31 | Chattanooga | 21 |
| UNL | 51 | New Hampshire | 39 | Marist | 30 | Citadel | 21 |
| UC Davis (Reclassifying) | 49 | Florida A&M | 38 | Murray St. | 30 | Elon | 21 |
| Hampton | 49 | Hofstra | 38 | Western Caro. | 30 | Liberty | 21 |
| Bethune-Cookman | 48 | Northern Colo. (Reclassifying) | 38 | Central Conn. St. | 29 | Sacramento St. | 21 |
| McNeese St. | 48 | Portland St. | 38 | Jackson St. | 29 | Southern Utah | 21 |
| Penn. | 47 | Southern Ill. | 38 | Missouri St. | 29 | Texas Southern | 21 |
| Wofford | 46 | Cal Poly | 37 | Samford | 29 | Austin Peay | 20 |
| Harvard | 45 | Jacksonville St. | 37 | Bucknell | 28 | Norfolk St. | 19 |
| Alabama St. | 44 | Sam Houston St. | 37 | Delaware St. | 28 | Mississippi Val. | 18 |
| North Dakota St. (Reclassifying) | 44 | Albany (N.Y.) | 36 | Stony Brook | 28 | VMI | 18 |
| Alabama A&M | 43 | Fordham | 36 | Weber St. | 28 | Indiana St. | 16 |
| Eastern Ill. | 43 | South Dakota St. (Reclassifying) | 36 | Charleston So. | 27 | Southeastern La. | 16 |
| Morehead St. | 43 | Stephen F. Austin | 36 | Nicholls St. | 27 | Tenn.-Martin | 15 |
| Sacred Heart | 43 | Brown | 35 | Valparaiso | 27 | Butler | 14 |
| Southern U. | 43 | N.C. A&T | 35 | Ark.-Pine Bluff | 26 | Columbia | 14 |
| Western Ill. | 43 | Texas St. | 35 | Princeton | 26 | Dartmouth | 14 |
| Eastern Ky. | 42 | Idaho St. | 34 | Rhode Island | 26 | Prairie View | 14 |
| Northwestern St. | 42 | Northeastern | 34 | St. Peter's | 26 | St. Francis (Pa.) | 9 |
| South Carolina St. | 42 | Wagner | 34 | Tennessee St. | 26 | Savannah St. | 7 |

Records in the 1990s

(1990-91-92-93-94-95-96-97-98-99, Playoffs Included; tiebreaker began in 1996)

BY PERCENTAGE

| Team | W-L-T | *Pct. | Team | W-L-T | *Pct. | Team | W-L-T | *Pct. | Team | W-L-T | *Pct. |
|--------------------|----------|-------|--------------------|---------|-------|-------------------|---------|-------|-------------------|---------|-------|
| Dayton | 92-17-0 | .844 | Furman | 66-48-1 | .578 | Yale | 45-55-0 | .450 | Morgan St. | 20-37-0 | .351 |
| Youngstown St. | 103-30-2 | .770 | San Diego | 57-42-1 | .575 | East Tenn. St. | 50-62-0 | .446 | Canisius | 34-64-1 | .348 |
| Montana | 93-32-0 | .744 | Missouri St. | 57-43-1 | .569 | Lafayette | 47-59-3 | .445 | Columbia | 33-65-2 | .340 |
| Hofstra | 81-29-2 | .732 | Monmouth | 33-25-0 | .569 | Harvard | 43-56-1 | .435 | Southern Ill. | 37-73-0 | .336 |
| Troy | 87-32-1 | .729 | Elon | 61-47-0 | .565 | Sacramento St. | 45-59-1 | .433 | Idaho St. | 36-73-1 | .332 |
| Delaware | 88-33-1 | .725 | James Madison | 65-51-0 | .560 | Iona | 42-56-1 | .429 | Central Conn. St. | 31-66-1 | .321 |
| UNL | 89-34-0 | .724 | Grambling | 62-50-0 | .554 | Richmond | 47-63-1 | .428 | Nicholls St. | 35-75-1 | .320 |
| Ga. Southern | 92-36-0 | .719 | Northern Ariz. | 62-50-0 | .554 | Montana St. | 47-63-0 | .427 | Rhode Island | 34-75-0 | .312 |
| Eastern Ky. | 85-35-0 | .708 | Northwestern St. | 63-51-0 | .553 | Texas Southern | 46-62-1 | .427 | St. Francis (Pa.) | 29-70-1 | .295 |
| Robert Morris | 42-18-1 | .697 | Cornell | 55-45-0 | .550 | Valparaiso | 43-59-1 | .422 | Tenn.-Martin | 31-79-0 | .282 |
| N.C. A&T | 79-35-0 | .693 | Eastern Wash. | 61-51-0 | .545 | Chattanooga | 46-64-0 | .418 | Sacred Heart | 23-64-0 | .264 |
| Drake | 70-31-2 | .689 | Liberty | 60-50-0 | .545 | Indiana St. | 46-64-0 | .418 | La Salle | 7-20-0 | .259 |
| Hampton | 78-36-1 | .683 | St. Mary's (Cal.) | 54-46-1 | .540 | Morehead St. | 44-62-0 | .415 | Texas St. | 73-68-0 | .253 |
| McNeese St. | 84-39-2 | .680 | Wofford | 59-51-1 | .536 | Bethune-Cookman | 44-64-0 | .407 | Siena | 22-69-0 | .242 |
| William & Mary | 78-37-0 | .678 | Cal Poly | 57-50-1 | .532 | Holy Cross | 44-65-1 | .405 | St. Peter's | 21-70-0 | .231 |
| Jackson St. | 76-37-1 | .671 | Weber St. | 59-52-0 | .532 | Mississippi Val. | 40-62-3 | .395 | Austin Peay | 24-85-0 | .220 |
| Appalachian St. | 79-40-0 | .664 | Stephen F. Austin | 58-52-3 | .527 | Western Caro. | 43-66-0 | .394 | Charleston So. | 19-73-0 | .207 |
| Florida A&M | 79-40-0 | .664 | Butler | 53-48-1 | .525 | Maine | 43-67-0 | .391 | VMI | 22-88-0 | .200 |
| Ark.-Pine Bluff | 56-31-0 | .644 | Bucknell | 57-52-0 | .523 | Jacksonville | 7-11-0 | .389 | Fordham | 20-85-1 | .193 |
| Dartmouth | 62-35-3 | .635 | Murray St. | 59-54-0 | .522 | Southern U. | 38-63-1 | .377 | Prairie View | 3-93-0 | .031 |
| Fairfield | 26-15-0 | .634 | Alabama St. | 55-51-4 | .518 | Southeast Mo. St. | 40-70-0 | .364 | | | |
| Georgetown | 63-37-0 | .630 | Connecticut | 57-54-0 | .514 | Northeastern | 39-70-1 | .359 | | | |
| Southern Utah | 66-39-0 | .629 | Jacksonville St. | 58-55-1 | .513 | | | | | | |
| Penn. | 62-37-0 | .626 | Eastern Ill. | 57-55-1 | .509 | | | | | | |
| Lehigh | 70-42-1 | .624 | Stony Brook | 50-49-2 | .505 | | | | | | |
| Wagner | 63-38-0 | .624 | Alcorn St. | 52-52-3 | .500 | | | | | | |
| St. John's (N.Y.) | 65-40-0 | .619 | Davidson | 49-49-1 | .500 | | | | | | |
| Marist | 61-38-2 | .614 | Western Ky. | 54-54-0 | .500 | | | | | | |
| Samford | 69-43-2 | .614 | Illinois St. | 55-57-2 | .491 | | | | | | |
| Western Ill. | 71-45-1 | .611 | Towson | 51-53-0 | .490 | | | | | | |
| Albany (N.Y.) | 62-40-0 | .608 | Citadel | 55-58-0 | .487 | | | | | | |
| South Fla. | 20-13-0 | .606 | Tennessee St. | 54-58-0 | .482 | | | | | | |
| Villanova | 69-46-0 | .600 | Alabama A&M | 52-57-1 | .477 | | | | | | |
| Portland St. | 70-47-0 | .598 | Sam Houston St. | 51-56-3 | .477 | | | | | | |
| New Hampshire | 65-45-2 | .589 | Tennessee Tech | 51-58-0 | .468 | | | | | | |
| Massachusetts | 67-47-1 | .587 | Norfolk St. | 48-55-1 | .466 | | | | | | |
| South Carolina St. | 64-45-0 | .587 | Colgate | 52-60-1 | .465 | | | | | | |
| Princeton | 58-41-1 | .585 | Cal St. Northridge | 49-57-0 | .462 | | | | | | |
| Duquesne | 59-42-1 | .583 | Brown | 46-54-0 | .460 | | | | | | |
| Howard | 65-47-0 | .580 | Delaware St. | 50-59-0 | .459 | | | | | | |

*Ties counted as half won and half lost.

BY VICTORIES

(Minimum 55 Wins; Playoffs Included)

| Team | Wins | Team | Wins |
|----------------|------|-----------------|------|
| Youngstown St. | 103 | Appalachian St. | 79 |
| Montana | 93 | Florida A&M | 79 |
| Dayton | 92 | N.C. A&T | 79 |
| Ga. Southern | 92 | Hampton | 78 |
| UNL | 89 | William & Mary | 78 |
| Delaware | 88 | Jackson St. | 76 |
| Troy | 87 | Western Ill. | 71 |
| Eastern Ky. | 85 | Drake | 70 |
| McNeese St. | 84 | Lehigh | 70 |
| Hofstra | 81 | Portland St. | 70 |

| School | Pre | S12 | S19 | S26 | O3 | O10 | O17 | O24 | O31 | N7 | N14 | N21 | D19 |
|--------------------|-----|-----|-----|-----|----|-----|-----|-----|-----|----|-----|-----|-----|
| Hofstra | - | 24 | 17 | 24 | - | - | 23 | - | - | - | - | - | - |
| Idaho St. | - | - | - | 23 | 25 | - | - | - | - | - | - | - | - |
| Illinois St. | - | - | - | - | - | - | - | 18 | - | - | 25 | 23 | 24 |
| Jacksonville St. | 21 | - | - | - | - | - | - | - | - | - | - | - | - |
| James Madison | 1 | 8 | 7 | 7 | 5 | 4 | 12 | 17 | - | - | - | - | - |
| Lafayette | - | - | - | - | - | - | - | - | - | - | - | 25 | 20 |
| Lehigh | 14 | 17 | 13 | 14 | 11 | 21 | 21 | 16 | 13 | 13 | 12 | 22 | 25 |
| Massachusetts | 16 | - | 25 | 22 | 18 | 13 | 7 | 6 | 9 | 5 | 7 | 18 | 21 |
| McNesse St. | - | 22 | - | - | - | 25 | 22 | - | - | - | - | - | - |
| Montana | 3 | 5 | 4 | 4 | 4 | 2 | 10 | 7 | 4 | 3 | 3 | 10 | 11 |
| Montana St. | 18 | 11 | 18 | 12 | 10 | 8 | 18 | 14 | 11 | 10 | 22 | 16 | 17 |
| New Hampshire | 8 | 4 | 3 | 1 | 1 | 10 | 5 | 4 | 2 | 1 | 1 | 1 | 5 |
| Nicholls St. | - | - | - | - | - | - | - | - | - | 25 | 24 | 21 | 16 |
| North Dakota St. | 22 | 13 | 8 | 11 | 12 | 18 | 16 | - | 25 | 20 | 20 | - | - |
| UNL | 12 | 9 | 11 | 8 | 6 | 14 | 13 | 22 | 14 | 12 | 10 | 6 | 2 |
| Northwestern St. | 11 | 16 | 24 | 25 | 21 | 20 | 20 | - | - | - | - | - | - |
| Penn. | - | - | - | - | - | - | - | 25 | - | - | - | - | - |
| Portland St. | - | - | - | - | - | - | 24 | 19 | - | - | - | - | - |
| Rhode Island | - | - | 23 | - | - | - | - | - | - | - | - | - | - |
| Richmond | - | - | - | - | - | - | - | - | 22 | 18 | 17 | 12 | 8 |
| Sam Houston St. | 15 | 23 | - | - | - | - | - | - | - | - | - | - | - |
| South Carolina St. | 24 | 25 | 19 | 18 | 24 | 22 | 19 | 24 | 20 | 17 | 15 | 14 | 19 |
| Southern Ill. | 5 | 1 | 2 | 2 | 2 | 1 | 11 | 9 | 5 | 4 | 11 | 8 | 7 |
| Stephen F. Austin | - | - | - | - | - | 23 | - | - | - | - | - | - | - |
| Texas St. | - | 20 | 14 | 16 | 14 | 9 | 8 | 5 | 12 | 8 | 5 | 5 | 4 |
| Western Caro. | - | 21 | 21 | 19 | - | - | - | - | - | - | - | - | - |
| Western Ky. | 7 | 2 | 1 | 3 | 3 | 3 | 1 | 1 | 6 | 14 | 23 | - | - |
| William & Mary | 9 | 7 | 16 | 17 | 17 | 11 | 9 | 8 | 18 | 24 | - | - | - |
| Wofford | 19 | - | 20 | 21 | - | - | - | - | - | - | - | - | - |
| Youngstown St. | - | - | - | - | 22 | 15 | 14 | 11 | 17 | 21 | 16 | 13 | 14 |

2005 Sports Network/CSTV Week-By-Week Polls

| School | Pre | S5 | S12 | S19 | S26 | O3 | O10 | O17 | O24 | O31 | N7 | N14 | N21 | D19 |
|--------------------|-----|----|-----|-----|-----|----|-----|-----|-----|-----|----|-----|-----|-----|
| Alabama St. | - | - | - | - | - | - | - | - | 24 | - | - | - | - | - |
| Appalachian St. | - | 25 | - | 22 | 17 | 16 | 19 | 16 | 12 | 7 | 8 | 6 | 5 | 1 |
| Brown | - | - | - | - | - | - | - | - | - | 22 | 20 | 18 | 16 | 15 |
| UC Davis | - | - | - | - | - | - | - | - | - | 21 | - | - | - | - |
| Cal Poly | 17 | 19 | 18 | 12 | 10 | 9 | 6 | 3 | 10 | 18 | 15 | 13 | 10 | 6 |
| Coastal Caro. | - | - | 17 | - | - | 19 | 15 | 14 | 13 | 9 | 9 | 9 | 20 | 24 |
| Colgate | - | - | - | - | - | - | - | - | - | - | - | - | 24 | 23 |
| Delaware | 10 | 10 | 6 | 6 | 5 | 13 | 22 | - | - | - | - | - | - | - |
| Eastern Ill. | - | - | - | - | - | - | - | - | - | 25 | 23 | 21 | 19 | 16 |
| Eastern Wash. | 4 | 6 | 5 | 5 | 14 | 15 | 12 | 6 | 14 | 11 | 21 | 19 | 15 | 13 |
| Furman | 2 | 2 | 10 | 9 | 7 | 6 | 5 | 2 | 2 | 1 | 6 | 4 | 3 | 3 |
| Ga. Southern | 6 | 5 | 14 | - | - | 21 | 16 | 24 | 19 | 14 | 10 | 8 | 6 | 9 |
| Grambling | 25 | - | - | - | - | - | - | - | 22 | 19 | 16 | 14 | 11 | 11 |
| Hampton | 13 | 13 | 13 | 11 | 9 | 8 | 7 | 4 | 3 | 3 | 2 | 2 | 2 | 10 |
| Harvard | 19 | 18 | 19 | 15 | 15 | 20 | - | - | - | - | - | - | - | - |
| Hofstra | 24 | 24 | 23 | 17 | 23 | - | - | 23 | - | - | - | - | - | - |
| Idaho St. | - | - | - | - | 24 | 25 | - | - | - | - | - | - | - | - |
| Illinois St. | - | - | - | - | - | - | - | - | 18 | - | - | 24 | 23 | 22 |
| Jacksonville St. | 20 | 21 | - | - | - | - | - | - | - | - | - | - | - | - |
| James Madison | 1 | 1 | 8 | 7 | 6 | 5 | 4 | 11 | 17 | - | 25 | - | - | 25 |
| Lafayette | - | - | - | - | - | - | - | - | - | - | - | - | 25 | 21 |
| Lehigh | 14 | 14 | 16 | 13 | 11 | 10 | 20 | 21 | 16 | 13 | 13 | 12 | 22 | - |
| Massachusetts | 15 | 15 | 25 | 24 | 21 | 18 | 13 | 8 | 7 | 8 | 5 | 7 | 18 | 19 |
| McNeese St. | - | - | 21 | - | - | - | 25 | 20 | - | - | - | - | - | - |
| Montana | 3 | 3 | 4 | 4 | 4 | 4 | 2 | 9 | 5 | 4 | 3 | 3 | 9 | 12 |
| Montana St. | 18 | 16 | 11 | 18 | 12 | 11 | 9 | 18 | 15 | 12 | 11 | 22 | 17 | 18 |
| New Hampshire | 7 | 7 | 3 | 2 | 1 | 1 | 8 | 5 | 4 | 2 | 1 | 1 | 1 | 5 |
| Nicholls St. | - | - | - | - | - | - | - | - | - | - | - | 25 | 21 | 17 |
| North Dakota St. | 22 | 20 | 12 | 8 | 13 | 12 | 18 | 17 | - | 24 | 22 | 20 | - | - |
| UNL | 12 | 12 | 9 | 10 | 8 | 7 | 14 | 13 | 21 | 17 | 14 | 10 | 7 | 2 |
| Northwestern St. | 11 | 9 | 15 | 23 | 25 | 23 | 23 | 22 | - | - | - | - | - | - |
| Penn. | - | - | - | - | - | - | - | - | 25 | - | - | - | - | - |
| Portland St. | - | - | - | - | - | - | - | 25 | 20 | - | - | - | - | - |
| Rhode Island | - | - | - | 25 | - | - | - | - | - | - | - | - | - | - |
| Richmond | - | - | - | - | - | - | - | - | - | 23 | 18 | 17 | 12 | 8 |
| Sam Houston St. | 16 | 17 | 24 | - | - | - | - | - | - | - | - | - | - | - |
| South Carolina St. | - | - | - | 20 | 20 | 24 | 21 | 19 | 23 | 20 | 17 | 16 | 14 | 20 |
| Southern Ill. | 5 | 4 | 1 | 3 | 2 | 2 | 1 | 10 | 8 | 5 | 4 | 11 | 8 | 7 |
| Stephen F. Austin | - | - | - | - | - | - | 24 | - | - | - | - | - | - | - |
| Texas St. | 23 | 23 | 20 | 14 | 16 | 14 | 10 | 7 | 6 | 10 | 7 | 5 | 4 | 4 |
| Western Caro. | - | - | 22 | 19 | 18 | - | - | - | - | - | - | - | - | - |
| Western Ky. | 8 | 8 | 2 | 1 | 3 | 3 | 3 | 1 | 1 | 6 | 12 | 23 | - | - |
| William & Mary | 9 | 11 | 7 | 16 | 19 | 17 | 11 | 12 | 9 | 16 | 24 | - | - | - |
| Wofford | 21 | 22 | - | 21 | 22 | - | - | - | - | - | - | - | - | - |
| Youngstown St. | - | - | - | - | - | 22 | 17 | 15 | 11 | 15 | 19 | 15 | 13 | 14 |

DIVISION I-AA

Final Regular-Season Polls

1978 (NCAA)

Team

- Nevada
- Jackson St.
- Florida A&M
- Massachusetts
- Western Ky.
- South Carolina St.
- Northern Ariz.
Montana St.
Eastern Ky.
Lehigh
Rhode Island

1979 (NCAA)

Team

- Grambling
- Murray St.
- Eastern Ky.
Lehigh
- Nevada
- Alcorn St.
- Boston U.
- Jackson St.
- Montana St.
- Northern Ariz.
Southern U.

1980 (NCAA)

Team

- Lehigh
- Grambling
- Eastern Ky.
- South Carolina St.
- Western Ky.
- Delaware
- Boise St.
- Northwestern St.
- Boston U.
- Connecticut
Massachusetts
Murray St.

1981 (NCAA)

Team

- Eastern Ky.
- Idaho St.
- South Carolina St.
- Jackson St.
- Boise St.
- Tennessee St.
- Delaware
- Lafayette
- Murray St.
- New Hampshire

1982 (NCAA)

Team

- Eastern Ky.
- Louisiana Tech
- Delaware
- Tennessee St.
- Eastern Ill.
- Furman
- South Carolina St.
- Jackson St.
- Colgate
- Grambling
- Idaho
- Northern Ill.
- Holy Cross
- Bowling Green
- Boise St.
- Western Mich.
- Chattanooga
- Northwestern St.
- Montana
- Lafayette

1983 (NCAA)

Team

- Southern Ill.
- Furman
- Holy Cross
- North Texas
- Indiana St.
- Eastern Ill.
- Colgate
- Eastern Ky.
- Western Caro.
- Grambling
- Idaho St.
- Boston U.
La.-Monroe
- Jackson St.
- Middle Tenn.
- Tennessee St.
- South Carolina St.
- Mississippi Val.
- New Hampshire

1984 (NCAA)

Team

- Alcorn St.
- Montana St.
Rhode Island
- Boston U.
- Indiana St.
- Middle Tenn.
Mississippi Val.
- Eastern Ky.
- Louisiana Tech
- Arkansas St.
- New Hampshire
- Richmond
- Murray St.
- Western Caro.
- Holy Cross
- Furman
- Chattanooga
- UNI
- Delaware
- McNeese St.

1985 (NCAA)

Team

- Middle Tenn.
- Furman
Nevada
- UNI
- Idaho
- Arkansas St.
- Rhode Island
- Grambling
- Ga. Southern
- Akron
- Eastern Wash.
- Appalachian St.
Delaware St.
- Louisiana Tech
- Jackson St.
- William & Mary
- Murray St.
- Richmond
- Eastern Ky.
- Alcorn St.

1986 (NCAA)

Team

- Nevada
- Arkansas St.
- Eastern Ill.
- Ga. Southern
- Holy Cross
- Appalachian St.
- Penn
- William & Mary
- Jackson St.
- Eastern Ky.

Team

- Sam Houston St.
- Nicholls St.
- Delaware
- Tennessee St.
- Furman
- Idaho
- Southern Ill.
- Murray St.
- Connecticut
- N.C. A&T

1987 (NCAA)

Team

- Holy Cross
- Appalachian St.
- La.-Monroe
- UNI
- Idaho
- Ga. Southern
- Eastern Ky.
- James Madison
- Jackson St.
- Weber St.
- Western Ky.
- Arkansas St.
- Maine
- Marshall
- Youngstown St.
- North Texas
- Richmond
- Howard
- Sam Houston St.
- Delaware St.

1988 (NCAA)

Team

- Stephen F. Austin
- Idaho
- Ga. Southern
- Western Ill.
- Furman
- Jackson St.
- Marshall
- Eastern Ky.
- Citadel
- Northwestern St.
- Massachusetts
- North Texas
- Boise St.
- Florida A&M
Penn
- Western Ky.
- Connecticut
- Grambling
- Montana
- New Hampshire

1989 (NCAA)

Team

- Ga. Southern
- Furman
- Stephen F. Austin
- Holy Cross
Idaho
- Montana
- Appalachian St.
- Maine
- Missouri St.
- Middle Tenn.
William & Mary
- Eastern Ky.
- Grambling
- Youngstown St.
- Eastern Ill.
- Villanova
- Jackson St.
- Connecticut
- Nevada
- UNI

1990 (NCAA)

Team

- Middle Tenn.
- Youngstown St.
- Ga. Southern
- Nevada
- Eastern Ky.
- Missouri St.
- William & Mary
- Holy Cross
- Massachusetts
- Boise St.
- UNI
- Furman
- Idaho
- La.-Monroe
- Citadel
- Jackson St.
- Dartmouth
- UCF
- New Hampshire
N.C. A&T

1991 (NCAA)

Team

- Nevada
- Eastern Ky.
- Holy Cross
- UNI
- Alabama St.
- Delaware
- Villanova
- Marshall
- Middle Tenn.
- Samford
- New Hampshire
- Sam Houston St.
- Youngstown St.
- Western Ill.
- Weber St.
- James Madison
- Appalachian St.
- La.-Monroe
- McNeese St.
- Citadel
Furman

1992 (NCAA)

Team

- Citadel
La.-Monroe
- UNI
- Middle Tenn.
- Idaho
- Marshall
- Youngstown St.
- Delaware
- Samford
- Villanova
- McNeese St.
- Eastern Ky.
- William & Mary
- Eastern Wash.
- Florida A&M
- Appalachian St.
- N.C. A&T
- Alcorn St.
- Liberty
- Western Ill.

1993 (Sports Network)

Team

- Troy
- Ga. Southern
- Montana
- La.-Monroe
- McNeese St.
- Boston U.
- Youngstown St.
- Howard
- Marshall

Team

- William & Mary
- Idaho
- UCF
- UNI
- Stephen F. Austin
- Southern U.
- Penn
- Eastern Ky.
- Delaware
- Western Ky.
- Eastern Wash.
- N.C. A&T
- Tennessee Tech
- Alcorn St.
- Towson
- Massachusetts

1994 (Sports Network)

Team

- Youngstown St.
- Marshall
- Boise St.
- Eastern Ky.
- McNeese St.
- Idaho
- Grambling
- Montana
- Boston U.
- Troy
- UNI
- New Hampshire
- James Madison
- Penn
- Alcorn St.
- Middle Tenn.
- Appalachian St.
- North Texas
- William & Mary
- UCF
- Stephen F. Austin
- South Carolina St.
- Hofstra
- Western Ill.
- Northern Ariz.

1995 (Sports Network)

Team

- McNeese St.
- Appalachian St.
- Troy
- Murray St.
- Stephen F. Austin
- Marshall
- Delaware
- Montana
- Hofstra
- Eastern Ky.
- Southern U.
- Eastern Ill.
- James Madison
- Jackson St.
- Ga. Southern
- Florida A&M
- Idaho
- UNI
- William & Mary
- Richmond
- Boise St.
- Northern Ariz.
- Connecticut
- Indiana St.
- Middle Tenn.

1996 (Sports Network)

Team

- Marshall
- Montana
- UNI
- Murray St.
- Troy
- Northern Ariz.

Team

- William & Mary
- Jackson St.
- (tie) East Tenn. St.
- Western Ill.
- Delaware
- Florida A&M
- Furman
- Villanova
- Youngstown St.
- Eastern Ill.
- Dartmouth
- New Hampshire
- Nicholls St.
- Howard
- Missouri St.
- Stephen F. Austin
- James Madison
- Dayton
- Appalachian St.

1997 (Sports Network)

Team

- Villanova
- Western Ill.
- Delaware
- Eastern Wash.
- Western Ky.
- McNeese St.
- Hampton
- Ga. Southern
- Youngstown St.
- Florida A&M
- Montana
- Southern U.
- Jackson St.
- Hofstra
- Eastern Ky.
- Cal Poly
- Northwestern St.
- Stephen F. Austin
- South Carolina St.
- Liberty
- Eastern Ill.
- Appalachian St.
- Dayton
- Northeastern
- Colgate

1997 (USA Today/ESPN)

Team

- Youngstown St.
- McNeese St.
- Delaware
- Eastern Wash.
- Villanova
- Western Ill.
- Western Ky.
- Ga. Southern
- Montana
- Hampton
- Southern U.
- Florida A&M
- Jackson St.
- Northwestern St.
- Eastern Ky.
- Hofstra
- Cal Poly
- Stephen F. Austin
- Liberty
- South Carolina St.
- Colgate
- Eastern Ill.
- Appalachian St.
- Northeastern
- Dayton

1998 (USA Today/ESPN) (After Playoffs)

Team

- Massachusetts
- Ga. Southern

- Team**
- Northwestern St.
 - Western Ill.
 - Florida A&M
 - Appalachian St.
 - Connecticut
 - McNeese St.
 - Richmond
 - Hampton
 - Troy
 - Lehigh
 - Tennessee St.
 - Montana
 - Illinois St.
 - Southern U.
 - South Fla.
 - Hofstra
 - William & Mary
 - Murray St.
 - Colgate
 - Western Ky.
 - Bethune-Cookman
 - Delaware
 - Montana St.

1998
(Sports Network)

- Team**
- Ga. Southern
 - Northwestern St.
 - Florida A&M
 - Western Ill.
 - Richmond
 - McNeese St.
 - Appalachian St.
 - Connecticut
 - Hampton
 - Tennessee St.
 - Troy
 - Massachusetts
 - Lehigh
 - Montana
 - Southern U.
 - William & Mary
 - Western Ky.
 - Hofstra
 - South Fla.
 - Bethune-Cookman
 - Illinois St.
 - Delaware
 - Murray St.
 - Montana St.
 - UNI

1999
(USA Today/ESPN)

- Team (Record)**
- Tennessee St. (11-0)
 - Ga. Southern (9-2)
 - Appalachian St. (8-2)
 - Hofstra (10-1)
 - Illinois St. (9-2)
 - Troy (10-1)
 - Montana (9-2)
 - Furman (9-2)
 - Youngstown St. (9-2)
 - Southern U. (9-1)
 - Massachusetts (8-3)
 - James Madison (8-3)
 - Lehigh (10-1)
 - Jackson St. (9-2)
 - Florida A&M (8-3)
 - N.C. A&T (10-1)
 - UNI (8-3)
 - Colgate (10-1)
 - Northern Ariz. (8-3)
 - Elon (9-2)
 - Portland St. (8-3)
 - Stephen F. Austin (8-3)
 - South Fla. (7-4)
 - Southern Utah (8-3)
 - Villanova (7-4)

1999
(Sports Network)
(After Playoffs)

- Team (Record)**
- Ga. Southern (13-2)
 - Youngstown St. (12-3)
 - Illinois St. (11-3)
 - Florida A&M (10-4)
 - Hofstra (11-2)
 - Troy (11-2)
 - Massachusetts (9-4)
 - Montana (9-3)
 - Appalachian St. (9-3)
 - (tie) N.C. A&T (11-2)
 - Tennessee St. (11-1)
 - Furman (9-3)
 - James Madison (8-4)
 - Lehigh (10-2)
 - UNI (8-3)
 - Northern Ariz. (8-4)
 - Southern U. (11-2)
 - Colgate (10-2)
 - Jackson St. (9-3)
 - Portland St. (8-3)
 - Elon (9-2)
 - Stephen F. Austin (8-3)
 - South Fla. (7-4)
 - Villanova (7-4)
 - Brown (9-1)

2000
(USA Today/ESPN)

- Team (Record)**
- Montana (9-1)
 - Delaware (9-1)
 - Troy (8-2)
 - Ga. Southern (9-2)
 - Furman (8-2)
 - Western Ill. (8-2)
 - Western Ky. (9-1)
 - Richmond (8-2)
 - Youngstown St. (8-2)
 - Appalachian St. (7-3)
 - Lehigh (10-0)
 - Hofstra (7-3)
 - Grambling (9-1)
 - Florida A&M (8-2)
 - Portland St. (7-3)
 - McNeese St. (7-3)
 - Bethune-Cookman (9-1)
 - UNI (6-3)
 - Weber St. (7-4)
 - N.C. A&T (7-3)
 - Sam Houston St. (7-3)
 - Eastern Ill. (7-3)
 - James Madison (6-4)
 - Tennessee Tech (7-3)
 - Northwestern St. (6-4)

2000
(Sports Network)
(After Playoffs)

- Team (Record)**
- Ga. Southern (13-2)
 - Montana (13-2)
 - Delaware (12-2)
 - Appalachian St. (10-4)
 - Western Ky. (11-2)
 - Richmond (10-3)
 - Hofstra (9-4)
 - Lehigh (12-1)
 - Troy (9-3)
 - Furman (9-3)
 - Youngstown St. (9-3)
 - Western Ill. (9-3)
 - Grambling (10-2)
 - Florida A&M (9-3)
 - Portland St. (8-4)
 - McNeese St. (8-4)

- Team (Record)**
- Eastern Ill. (8-4)
 - Weber St. (7-4)
 - UNI (7-4)
 - Bethune-Cookman (9-2)
 - N.C. A&T (8-3)
 - Tennessee Tech (8-3)
 - Wofford (7-4)
 - Illinois St. (7-4)
 - Texas St. (7-4)

2001
(USA Today/ESPN)
(After Playoffs)

- Team (Record)**
- Montana (15-1)
 - Furman (12-3)
 - Ga. Southern (12-2)
 - UNI (11-3)
 - Lehigh (11-1)
 - Appalachian St. (9-4)
 - Hofstra (9-3)
 - Sam Houston St. (10-3)
 - Eastern Ill. (9-2)
 - Western Ky. (8-4)
 - Grambling (10-1)
 - Maine (9-3)
 - McNeese St. (8-4)
 - Northwestern St. (8-4)
 - Northern Ariz. (8-4)
 - Youngstown St. (8-3)
 - William & Mary (8-4)
 - Eastern Ky. (8-2)
 - Villanova (8-3)
 - Rhode Island (8-3)
 - Harvard (9-0)
 - Florida A&M (7-4)
 - Tennessee Tech (7-3)
 - Penn (8-1)
 - Portland St. (7-4)

2001
(Sports Network)
(After Playoffs)

- Team (Record)**
- Montana (15-1)
 - Furman (12-3)
 - Ga. Southern (12-2)
 - UNI (11-3)
 - Lehigh (11-1)
 - Appalachian St. (9-4)
 - Sam Houston St. (10-3)
 - Grambling (10-1)
 - Eastern Ill. (9-2)
 - Maine (9-3)
 - Hofstra (9-3)
 - Western Ky. (8-4)
 - McNeese St. (8-4)
 - Northwestern St. (8-4)
 - Youngstown St. (8-3)
 - Northern Ariz. (8-4)
 - William & Mary (8-4)
 - Eastern Ky. (8-2)
 - Harvard (9-0)
 - Villanova (8-3)
 - Rhode Island (8-3)
 - Florida A&M (7-4)
 - Tennessee Tech (7-3)
 - Penn (8-1)
 - Tennessee St. (8-3)

2002
(USA Today/ESPN)
(After Playoffs)

- Team (Record)**
- Western Ky. (12-3)
 - McNeese St. (13-2)
 - Ga. Southern (11-3)
 - Villanova (11-4)
 - Western Ill. (11-2)

- Team (Record)**
- Maine (11-3)
 - (tie) Montana (11-3)
 - Grambling (11-2)
 - Furman (8-4)
 - Northeastern (10-3)
 - Wofford (9-3)
 - Bethune-Cookman (11-2)
 - (tie) Eastern Ill. (8-4)
 - Appalachian St. (8-4)
 - Fordham (10-3)
 - Northwestern St. (9-4)
 - Idaho St. (8-3)
 - (tie) Penn (9-1)
 - Montana St. (7-6)
 - Eastern Ky. (8-4)
 - Nicholls St. (7-4)
 - Murray St. (7-5)
 - Southeast Mo. St. (8-4)
 - Gardner-Webb (9-1)
 - Colgate (9-3)

2002
(Sports Network)
(After Playoffs)

- Team (Record)**
- Western Ky. (12-3)
 - McNeese St. (13-2)
 - Ga. Southern (11-3)
 - Villanova (11-4)
 - Western Ill. (11-2)
 - Maine (11-3)
 - Montana (11-3)
 - Grambling (11-2)
 - Furman (8-4)
 - Appalachian St. (8-4)
 - Northeastern (10-3)
 - Fordham (10-3)
 - Eastern Ill. (8-4)
 - Wofford (9-3)
 - Bethune-Cookman (11-2)
 - Northwestern St. (9-4)
 - Penn (9-1)
 - Idaho St. (8-3)
 - Montana St. (7-6)
 - Murray St. (7-5)
 - Eastern Ky. (8-4)
 - Gardner-Webb (9-1)
 - Nicholls St. (7-4)
 - Southeast Mo. St. (8-4)
 - Colgate (9-3)

2003
(USA Today/ESPN)
(After Playoffs)

- Team (Record)**
- Delaware (15-1)
 - Colgate (15-1)
 - Wofford (12-2)
 - Fla. Atlantic (11-3)
 - Western Ill. (9-4)
 - UNI (10-3)
 - McNeese St. (10-2)
 - Western Ky. (9-4)
 - Northern Ariz. (9-4)
 - Southern Ill. (10-2)
 - Massachusetts (10-3)
 - Penn (10-0)
 - Montana (9-4)
 - Southern U. (12-1)
 - Bethune-Cookman (9-3)
 - N.C. A&T (10-3)
 - Grambling (9-3)
 - Jacksonville St. (8-4)
 - Northeastern (8-4)
 - Northern Colo. (9-2)

- Team (Record)**
- Montana St. (7-6)
 - Idaho St. (8-4)
 - Villanova (7-4)
 - Lehigh (8-3)
 - Ga. Southern (7-4)

2003
(Sports Network/ CSTV)
(After Playoffs)

- Team (Record)**
- Delaware (15-1)
 - Colgate (15-1)
 - Wofford (12-2)
 - Fla. Atlantic (11-3)
 - UNI (10-3)
 - Western Ill. (9-4)
 - Western Ky. (9-4)
 - McNeese St. (10-2)
 - Southern Ill. (10-2)
 - Northern Ariz. (9-4)
 - Massachusetts (10-3)
 - Penn (10-0)
 - Southern U. (12-1)
 - Montana (9-4)
 - Bethune-Cookman (9-3)
 - N.C. A&T (10-3)
 - Grambling (9-3)
 - Jacksonville St. (8-4)
 - Northern Colo. (9-2)
 - Northeastern (8-4)
 - Montana St. (7-6)
 - Idaho St. (8-4)
 - Lehigh (8-3)
 - Ga. Southern (7-4)
 - Villanova (7-4)

2004
(USA Today/ESPN)
(After Playoffs)

- Team (Record)**
- James Madison (13-2)
 - Montana (12-3)
 - William & Mary (11-3)
 - Sam Houston St. (11-3)
 - Furman (10-3)
 - New Hampshire (10-3)
 - Eastern Wash. (9-4)
 - Delaware (9-4)
 - Southern Ill. (10-2)
 - Ga. Southern (9-3)
 - Western Ky. (9-3)
 - Hampton (10-2)
 - Harvard (10-0)
 - Lehigh (9-3)
 - Cal Poly (9-2)
 - Jacksonville St. (9-2)
 - Northwestern St. (8-4)
 - Wofford (8-3)
 - Lafayette (8-4)
 - Alabama St. (10-2)
 - Penn (8-2)
 - South Carolina St. (9-2)
 - North Dakota St. (8-3)
 - Coastal Caro. (10-1)
 - UNI (7-4)

2004
(Sports Network/ CSTV)
(After Playoffs)

- Team (Record)**
- James Madison (13-2)
 - Montana (12-3)
 - William & Mary (11-3)
 - Sam Houston St. (11-3)
 - Furman (10-3)

- Team (Record)**
- New Hampshire (10-3)
 - Delaware (9-4)
 - Eastern Wash. (9-4)
 - Southern Ill. (10-2)
 - Ga. Southern (9-3)
 - Western Ky. (9-3)
 - Hampton (10-2)
 - Harvard (10-0)
 - Jacksonville St. (9-2)
 - Lehigh (9-3)
 - Cal Poly (9-2)
 - Northwestern St. (8-4)
 - Wofford (8-3)
 - Lafayette (8-4)
 - Alabama St. (10-2)
 - Penn (8-2)
 - South Carolina St. (9-2)
 - North Dakota St. (8-3)
 - Coastal Caro. (10-1)
 - UNI (7-4)

2005
(USA Today/ESPN)
(After Playoffs)

- Team (Record)**
- Appalachian St. (12-3)
 - UNI (11-4)
 - Furman (11-3)
 - Texas St. (11-3)
 - New Hampshire (11-2)
 - Cal Poly (9-4)
 - Southern Ill. (9-4)
 - Richmond (9-4)
 - Ga. Southern (8-4)
 - Hampton (11-1)
 - Montana (8-4)
 - Grambling (11-1)
 - Eastern Wash. (7-5)
 - Youngstown St. (8-3)
 - Eastern Ill. (9-3)
 - Nicholls St. (6-4)
 - Montana St. (7-4)
 - Brown (9-1)
 - South Carolina St. (9-2)
 - Lafayette (8-4)
 - Massachusetts (7-4)
 - Colgate (8-4)
 - Coastal Caro. (9-2)
 - Illinois St. (7-4)
 - Lehigh (8-3)

2005
(Sports Network/ CSTV)
(After Playoffs)

- Team (Record)**
- Appalachian St. (12-3)
 - UNI (11-4)
 - Furman (11-3)
 - Texas St. (11-3)
 - New Hampshire (11-2)
 - Cal Poly (9-4)
 - Southern Ill. (9-4)
 - Richmond (9-4)
 - Ga. Southern (8-4)
 - Hampton (11-1)
 - Grambling (11-1)
 - Montana (8-4)
 - Eastern Wash. (7-5)
 - Youngstown St. (8-3)
 - Brown (9-1)
 - Eastern Ill. (9-3)
 - Nicholls St. (6-4)
 - Montana St. (7-4)
 - Massachusetts (7-4)
 - South Carolina St. (9-2)
 - Lafayette (8-4)
 - Illinois St. (7-4)
 - Colgate (8-4)
 - Coastal Caro. (9-2)
 - James Madison (7-4)

DIVISION I-AA

Undefeated, Untied Teams

Regular-season games only, from 1978. Subsequent loss in Division I-AA championship is indicated by (††).

| Year | Team | Wins | Year | Team | Wins |
|------|----------------|------|------|-----------------|------|
| 1978 | Nevada | ††11 | 1995 | Appalachian St. | ††11 |
| 1979 | (None) | | | McNeese St. | ††11 |
| 1980 | (None) | | | Murray St. | ††11 |
| 1981 | (None) | | | Troy | ††11 |
| 1982 | *Eastern Ky. | 10 | 1996 | Dartmouth | 10 |
| 1983 | (None) | | | Dayton | 11 |
| 1984 | Tennessee St. | 11 | | *Marshall | 11 |
| | Alcorn St. | ††9 | | Montana | ††11 |
| 1985 | Middle Tenn. | ††11 | 1997 | Villanova | ††11 |
| 1986 | Nevada | ††11 | 1998 | Ga. Southern | ††11 |
| | Penn. | 10 | | Lehigh | ††11 |
| 1987 | Holy Cross | 11 | 1999 | (None) | |
| 1988 | (None) | | 2000 | Davidson | 10 |
| 1989 | *Ga. Southern | 11 | | Robert Morris | 10 |
| 1990 | Youngstown St. | ††11 | 2001 | Sacred Heart | 10 |
| 1991 | Holy Cross | 11 | | Harvard | 9 |
| | Nevada | ††11 | 2002 | (None) | |
| 1992 | (None) | | 2003 | Penn. | 10 |
| 1993 | Boston U. | ††11 | 2004 | Harvard | 10 |
| | Howard | ††11 | 2005 | Hampton | ††11 |
| | Penn. | 10 | | | |
| 1994 | Penn. | 9 | | | |

*Won Division I-AA championship.

The Spoilers

(From 1978 Season)

Following is a list of the spoilers of Division I-AA teams that lost their perfect (undefeated, untied) record in their **season-ending** game, including the Division I-AA championship playoffs. An asterisk (*) indicates a championship playoff game and a dagger (†) indicates the home team in a regular-season game.

| Date | Spoiler | Victim | Score |
|----------|--------------------|--------------------|-------|
| 12-9-78 | *Massachusetts | Nevada | 44-21 |
| 11-15-80 | †Grambling | South Carolina St. | 26-3 |
| 11-22-80 | †Murray St. | Western Ky. | 49-0 |
| 12-1-84 | *Louisiana Tech | Alcorn St. | 44-21 |
| 12-7-85 | *Ga. Southern | Middle Tenn. | 28-21 |
| 11-22-86 | Boston College | †Holy Cross | 56-26 |
| 12-19-86 | *Ga. Southern | Nevada | 48-38 |
| 11-19-88 | *Cornell | Penn. | 19-6 |
| 11-24-90 | *UCF | Youngstown St. | 20-17 |
| 12-7-91 | *Youngstown St. | Nevada | 30-28 |
| 11-27-93 | *Marshall | Howard | 28-14 |
| 12-4-93 | *Idaho | Boston U. | 21-14 |
| 11-25-95 | *Ga. Southern | Troy | 24-21 |
| 11-25-95 | *UNI | Murray St. | 35-34 |
| 12-2-95 | *Stephen F. Austin | Appalachian St. | 27-17 |
| 12-9-95 | *Marshall | McNeese St. | 25-13 |
| 11-23-96 | Robert Morris | Duquesne | 28-26 |
| 12-21-96 | *Marshall | Montana | 49-29 |
| 11-22-97 | †Colgate | Bucknell | 48-14 |
| 12-6-97 | *Youngstown St. | Villanova | 37-34 |
| 12-5-98 | *Massachusetts | Lehigh | 27-21 |
| 12-19-98 | *Massachusetts | Ga. Southern | 55-43 |
| 11-27-99 | *N.C. A&T | Tennessee St. | 25-10 |
| 12-2-00 | *Delaware | Lehigh | 47-22 |
| 12-8-01 | *Furman | Lehigh | 34-17 |
| 12-19-03 | *Delaware | Colgate | 40-0 |
| 11-26-05 | *Richmond | Hampton | 38-10 |

Streaks and Rivalries

Because Division I-AA began in 1978, only those streaks from the period (1978-present) are listed. Only schools that have been I-AA members for five years are eligible for inclusion.

Longest Winning Streaks

(From 1978; Includes Playoff Games)

| Wins | Team | Year(s) | Ended by | Score |
|------|----------------|---------|-----------------------|-------|
| 24 | Montana | 2001-02 | Eastern Wash. | 21-30 |
| 24 | Penn. | 1992-95 | Columbia | 14-24 |
| 21 | Colgate | 2002-03 | Delaware | 0-40 |
| 21 | Montana | 1995-96 | Marshall | 29-49 |
| 20 | Dayton | 1996-97 | Cal Poly | 24-44 |
| 20 | Holy Cross | 1990-92 | Army | 7-17 |
| 19 | Duquesne | 1995-96 | Robert Morris | 26-28 |
| 18 | Davidson | 1999-01 | Jacksonville | 3-45 |
| 18 | Eastern Ky. | 1982-83 | Western Ky. | 10-10 |
| 17 | Penn. | 2002-04 | Villanova | 13-16 |
| 17 | Robert Morris | 1999-00 | Buffalo | 27-33 |
| 16 | Ga. Southern | 1989-90 | Middle Tenn. | 13-16 |
| 15 | Dartmouth | 1996-97 | Lehigh | 26-46 |
| 15 | Marshall | 1996 | Moved to Division I-A | |
| 14 | Ga. Southern | 1998 | Massachusetts | 43-55 |
| 14 | Youngstown St. | 1994 | Kent St. | 14-17 |
| 14 | Delaware | 1979-80 | Lehigh | 20-27 |
| 13 | Montana | 2000 | Ga. Southern | 25-27 |
| 13 | Fairfield | 1998-99 | Holy Cross | 23-24 |
| 13 | Lehigh | 1997-98 | Massachusetts | 21-27 |
| 13 | McNeese St. | 1995 | Marshall | 13-25 |
| 13 | Holy Cross | 1988-89 | Army | 9-45 |
| 13 | Nevada | 1986 | Ga. Southern | 38-48 |
| 13 | Tennessee St. | 1983-85 | Western Ky. | 17-22 |
| 13 | Eastern Ill. | 1978-79 | Western Ill. | 7-10 |

| Wins | Team | Year(s) | Ended by | Score |
|------|-----------------|---------|-------------------|-------|
| 12 | Wofford | 2003 | Delaware | 9-24 |
| 12 | Harvard | 2001-02 | Lehigh | 35-36 |
| 12 | Sacred Heart | 2000-02 | Marist | 27-38 |
| 12 | Lehigh | 2000 | Delaware | 22-47 |
| 12 | Bucknell | 1996-97 | Colgate | 14-48 |
| 12 | Appalachian St. | 1995 | Stephen F. Austin | 17-27 |
| 12 | Nevada | 1989-90 | Boise St. | 14-30 |
| 12 | Furman | 1989 | Stephen F. Austin | 19-21 |
| 12 | Holy Cross | 1987-88 | Army | 3-23 |
| 12 | Southern Ill. | 1982-83 | Wichita St. | 6-28 |
| 12 | Florida A&M | 1978-79 | Tennessee St. | 3-20 |

Longest Unbeaten Streaks

(From 1978; Includes Playoff Games and Ties)

| No. | Wins | Ties | Team | Year(s) | Ended by |
|-----|------|------|----------------|---------|-----------------------|
| 24 | 24 | 0 | Montana | 2001-02 | Eastern Wash. |
| 24 | 24 | 0 | Penn. | 1992-95 | Columbia |
| 22 | 21 | 1 | Dartmouth | 1995-97 | Lehigh |
| 21 | 21 | 0 | Colgate | 2002-03 | Delaware |
| 21 | 21 | 0 | Montana | 1995-96 | Marshall |
| 20 | 20 | 0 | Dayton | 1996-97 | Cal Poly |
| 20 | 20 | 0 | Holy Cross | 1990-92 | Army |
| 20 | 19 | 1 | Youngstown St. | 1993-94 | Kent St. |
| 19 | 19 | 0 | Duquesne | 1995-96 | Robert Morris |
| 19 | 18 | 1 | Eastern Ky. | 1982-83 | Murray St. |
| 18 | 18 | 0 | Davidson | 1999-01 | Jacksonville |
| 17 | 17 | 0 | Penn. | 2002-04 | Villanova |
| 17 | 17 | 0 | Robert Morris | 1999-00 | Buffalo |
| 17 | 16 | 1 | Alabama St. | 1990-92 | Alcorn St. |
| 17 | 16 | 1 | Grambling | 1977-78 | Florida A&M |
| 16 | 16 | 0 | Ga. Southern | 1989-90 | Middle Tenn. |
| 15 | 15 | 0 | Marshall | 1996 | Moved to Division I-A |

| No. | Wins | Ties | Team | Year(s) | Ended by |
|-----|------|------|------------------|---------|-------------------|
| 15 | 14 | 1 | Delaware | 1994-95 | Navy |
| 14 | 14 | 0 | Ga. Southern | 1998 | Massachusetts |
| 13 | 13 | 0 | Montana | 2000 | Ga. Southern |
| 13 | 13 | 0 | Fairfield | 1998-99 | Holy Cross |
| 13 | 13 | 0 | Lehigh | 1997-98 | Massachusetts |
| 13 | 13 | 0 | McNeese St. | 1995 | Marshall |
| 13 | 13 | 0 | Holy Cross | 1988-89 | Army |
| 13 | 13 | 0 | Nevada | 1986 | Ga. Southern |
| 13 | 13 | 0 | Tennessee St. | 1983-85 | Western Ky. |
| 13 | 13 | 0 | Eastern Ill. | 1978-79 | Western Ill. |
| 13 | 12 | 1 | Mississippi Val. | 1983-84 | Alcorn St. |
| 13 | 12 | 1 | Eastern Ill. | 1981-82 | Tennessee St. |
| 12 | 12 | 0 | Wofford | 2003 | Delaware |
| 12 | 12 | 0 | Harvard | 2001-02 | Lehigh |
| 12 | 12 | 0 | Sacred Heart | 2000-02 | Marist |
| 12 | 12 | 0 | Lehigh | 2000 | Delaware |
| 12 | 12 | 0 | Bucknell | 1996-97 | Colgate |
| 12 | 12 | 0 | Appalachian St. | 1995 | Stephen F. Austin |
| 12 | 12 | 0 | Nevada | 1989-90 | Boise St. |
| 12 | 12 | 0 | Furman | 1989 | Stephen F. Austin |
| 12 | 12 | 0 | Holy Cross | 1987-88 | Army |
| 12 | 12 | 0 | Southern Ill. | 1982-83 | Wichita St. |
| 12 | 12 | 0 | Florida A&M | 1978-79 | Tennessee St. |
| 12 | 11 | 1 | Tennessee St. | 1985-86 | Alabama St. |
| 12 | 11 | 1 | Tennessee St. | 1981-83 | Jackson St. |

Longest Home Winning Streaks

(From 1978; Includes Playoff Games)

| Wins | Team | Years | Ended by |
|------|-----------------|---------|-------------------|
| 39 | Ga. Southern | 1997-01 | Furman |
| 38 | Ga. Southern | 1985-90 | Eastern Ky. |
| 34 | Eastern Ky. | 1978-84 | Western Ky. |
| 31 | Middle Tenn. | 1987-94 | Eastern Ky. |
| 30 | Montana | 1994-97 | Eastern Wash. |
| 25 | Montana | 2000-02 | Montana St. |
| 25 | UNI | 1989-92 | Youngstown St. |
| 23 | UNI | 1983-87 | Montana |
| 22 | Nevada | 1989-91 | Youngstown St. |
| 20 | Arkansas St. | 1984-87 | Northwestern St. |
| 19 | Penn | 2000-03 | Villanova |
| 18 | Appalachian St. | 2002-05 | Current |
| 17 | Colgate | 2003-05 | Central Conn. St. |
| 16 | Penn | 1992-95 | Princeton |
| 16 | Texas St. | 1981-83 | Central St. |
| 16 | Citadel | 1980-82 | East Tenn. St. |
| 15 | Davidson | 1999-02 | Morehead St. |
| 15 | Holy Cross | 1987-89 | Massachusetts |

Longest Losing Streaks

(From 1978; Can Include Playoff Games)

| Losses | Team | Years | Ended Against |
|--------|-------------------|---------|----------------|
| 80 | Prairie View | 1989-98 | Langston |
| 44 | Columbia | 1983-88 | Princeton |
| 30 | St. Francis (Pa.) | 1999-02 | La Salle |
| 24 | Canisius | 1999-01 | Siena |
| 19 | Delaware St. | 1997-99 | Norfolk St. |
| 19 | Charleston So. | 1993-95 | Morehead St. |
| 19 | Idaho St. | 1978-80 | Portland St. |
| 18 | Davidson | 1985-87 | Wofford |
| 17 | Butler | 2004-05 | Current |
| 17 | Indiana St. | 2004-05 | Current |
| 17 | Tennessee Tech | 1984-85 | Morehead St. |
| 16 | Colgate | 1994-96 | Brown |
| 16 | Siena | 1994-96 | Iona |
| 16 | Middle Tenn. | 1978-79 | Tennessee Tech |
| 15 | Savannah St. | 2003-04 | Norfolk St. |

Longest Active Home Winning Streaks

| No. | Team | 2005 Overall Record |
|-----|-----------------|---------------------|
| 18 | Appalachian St. | 12-3 |
| 13 | San Diego | 11-1 |
| 8 | Brown | 9-1 |
| 8 | Portland St. | 6-5 |
| 7 | Youngstown St. | 8-3 |
| 6 | Montana St. | 7-4 |
| 5 | Delaware St. | 7-4 |

Longest Active Conference Winning Streaks

| No. | Team | Conference | 2005 Conference Record |
|-----|-----------------|-----------------------|------------------------|
| 37 | Duquesne | Metro Atlantic | 4-0 |
| 12 | Hampton | Mid-Eastern | 8-0 |
| 10 | Grambling | Southwestern Athletic | 9-0 |
| 9 | San Diego | Pioneer | 5-0 |
| 7 | Richmond | Atlantic 10 | 7-1 |
| 6 | Brown | Ivy | 6-1 |
| 5 | Appalachian St. | Southern | 6-1 |

Longest Streak of Games Without Being Shut Out

| No. | School | Years |
|-----|----------------|--------------|
| 246 | *Hampton | 1984-present |
| 226 | *Montana | 1989-present |
| 196 | *Eastern Wash. | 1988-present |
| 165 | UNI | 1983-96 |
| 158 | McNeese St. | 1988-01 |
| 154 | Delaware | 1983-96 |
| 139 | *Western Ill. | 1994-present |
| 132 | *Ga. Southern | 1996-present |
| 132 | William & Mary | 1981-93 |
| 122 | *Delaware | 1996-present |
| 105 | Texas St. | 1987-96 |

*Active streak.

Before Division I-AA was formed in 1978:

| No. | School | Years |
|-----|--------------|---------|
| 197 | Eastern Ill. | 1977-96 |
| 124 | Western Ill. | 1968-80 |
| 109 | Dartmouth | 1961-73 |
| 89 | Weber St. | 1964-73 |

Most-Played Rivalries

(Ongoing Unless Indicated)

| Games | Opponents | Rivalry Record | First Game |
|-------|----------------------------|----------------|------------|
| 141 | Lafayette-Lehigh | 74-62-5 | 1884 |
| 128 | Yale-Princeton | 70-48-10 | 1873 |
| 122 | Yale-Harvard | 64-50-8 | 1875 |
| 115 | William & Mary-Richmond | 59-51-5 | 1898 |
| 112 | Penn-Cornell | 64-43-5 | 1893 |
| 110 | Yale-Brown | 74-31-5 | 1880 |
| 109 | Harvard-Dartmouth | 60-44-5 | 1882 |
| 105 | Harvard-Brown | 75-28-2 | 1893 |
| 105 | Montana-Montana St. | 65-45-5 | 1897 |
| 98 | Princeton-Harvard | 50-41-7 | 1877 |
| 97 | Princeton-Penn | 61-35-1 | 1876 |
| 93 | Cornell-Columbia | 59-31-3 | 1889 |
| 93 | #Illinois St.-Eastern Ill. | 47-37-9 | 1901 |
| 93 | New Hampshire-Maine | 43-42-8 | 1903 |
| 90 | @Connecticut-Rhode Island | 48-34-8 | 1897 |
| 89 | Western Ill.-Illinois St. | 47-37-5 | 1904 |
| 88 | Cornell-Colgate | 47-38-3 | 1896 |

#Did not play in 2001. \$Have not played since 2000. @Connecticut moved to Division I-A in 2002.

Additional Rivalry Records

LONGEST UNINTERRUPTED SERIES
(Must have played every year; current unless indicated)

- 116 games—Lafayette-Lehigh (from 1897)\$
- 87 games—Cornell-Dartmouth (from 1919)
- 86 games—Cornell-Penn (from 1919)
- 80 games—Dartmouth-Yale (from 1926)
- 74 games—Brown-Yale (from 1932)
- 73 games—Dartmouth-Princeton (from 1933)
- 64 games—Columbia-Dartmouth (from 1942)
- 63 games—Columbia-Yale (from 1943)
- 62 games—Richmond-William & Mary (from 1944)
- 62 games—VMI-William & Mary (from 1944)
- 61 games—Brown-Harvard (from 1945)
- 61 games—Bucknell-Lafayette (from 1945)
- 61 games—Harvard-Yale (from 1945)
- 61 games—Princeton-Yale (from 1945)
- 60 games—Harvard-Princeton (from 1946)

DIVISION I-AA

60 games—Massachusetts-Rhode Island (from 1946)
 60 games—Sam Houston St.-Texas St. (from 1946)
 60 games—Stephen F. Austin-Texas St. (from 1946)
 60 games—Montana-Montana St. (from 1946)

§Played twice in 1897-1901 and 1943-44.

MOST CONSECUTIVE WINS OVER AN OPPONENT IN AN UNINTERRUPTED SERIES

(Must have played in consecutive years)

29—Grambling over Prairie View, 1977-05 (current)
 22—Eastern Ky. over Tennessee Tech, 1976-97
 20—William & Mary over VMI, 1986-05 (current)
 20—Eastern Ky. over Austin Peay, 1978-97
 18—Western Ill. over Southern Ill., 1984-01
 18—Eastern Ky. over Morehead St., 1972-89
 18—Southeast Mo. St. over Lincoln (Mo.), 1972-89
 17—Princeton over Columbia, 1954-70
 16—Montana over Montana St., 1986-01
 16—Harvard over Columbia, 1979-94
 16—Middle Tenn. over Morehead St., 1951-66
 15—Delaware over West Chester, 1968-82
 15—Dartmouth over Brown, 1960-74
 15—Evansville over Ky. Wesleyan, 1983-97
 14—Appalachian St. over East Tenn. St., 1982-95
 14—Yale over Princeton, 1967-80
 14—Marshall over VMI, 1983-96
 14—Dartmouth over Columbia, 1984-97
 13—Appalachian St. over Western Caro., 1985-97
 13—Duquesne over St. Francis (Pa.), 1977-89
 13—Massachusetts over Northeastern, 1984-96
 12—Duquesne over St. Peter's, 1994-05 (current)

12—Idaho over Boise St., 1982-93
 12—Cornell over Columbia, 1977-88
 11—Wofford over Newberry, 1960-70

11—Tennessee Tech over Morehead St., 1951-61
 11—William & Mary over Richmond, 1944-54
 11—Davidson over Elon, 1921-31

MOST CONSECUTIVE WINS OVER AN OPPONENT IN A SERIES (Did not have to play in consecutive years)

46—Yale over Wesleyan (Conn.), 1875-1913
 30—Harvard over Williams, 1883-1920
 29—Grambling over Prairie View, 1977-05 (current)
 23—Harvard over Bates, 1899-1944
 23—Brown over Rhode Island, 1909-34
 21—Grambling over Mississippi Val., 1957-77
 20—William & Mary over VMI, 1986-05 (current)
 16—Montana over Montana St., 1986-01
 16—Massachusetts over Northeastern, 1984-01
 16—Harvard over Columbia, 1979-94
 16—Yale over Connecticut, 1948-64
 16—Davidson over Elon, 1921-48
 14—Delaware over Massachusetts, 1958-89
 12—Delaware over West Chester, 1993-05 (current)
 12—Idaho over Ricks College, 1919-33
 12—Yale over Penn, 1879-92

MOST CONSECUTIVE CURRENT WINS OVER AN OPPONENT IN AN UNINTERRUPTED SERIES

(Must have played in consecutive years)

29—Grambling over Prairie View, 1977-05
 20—William & Mary over VMI, 1986-05

Cliffhangers

Regular-season Division I-AA games won on the final play in regulation time. The extra point is listed when it provided the margin of victory after the winning touchdown on the game's final play.

| Date | Opponents, Score | Game-Winning Play |
|----------|---|--|
| 10-21-78 | Western Ky. 17, Eastern Ky. 16 | Kevin McGrath 25 FG |
| 9-8-79 | Northern Ariz. 22, Portland St. 21 | Ken Fraser 15 pass from Brian Potter (Mike Jenkins pass from Potter) |
| 11-15-80 | Morris Brown 19, Bethune-Cookman 18 | Ray Mills 1 run (Carlton Johnson kick) |
| 9-26-81 | Abilene Christian 41, Northwestern St. 38 | David Russell 17 pass from Loyal Proffitt |
| 10-10-81 | C.W. Post 37, James Madison 36 | Tom DeBona 10 pass from Tom Ehrhardt |
| 11-13-82 | Penn 23, Harvard 21 | Dave Shulman 27 FG |
| 10-1-83 | Connecticut 9, New Hampshire 7 | Larry Corn 7 run |
| 9-8-84 | La.-Lafayette 17, Louisiana Tech 16 | Patrick Broussard 21 FG |
| 9-15-84 | Lehigh 10, Connecticut 7 | Dave Melick 45 FG |
| 9-15-84 | William & Mary 23, Delaware 21 | Jeff Sanders 18 pass from Stan Yagiello |
| 10-13-84 | Lafayette 20, Connecticut 13 | Ryan Priest 2 run |
| 10-20-84 | UCF 28, Illinois St. 24 | Jeff Farmer 30 punt return |
| 10-27-84 | Western Ky. 33, Morehead St. 31 | Arnold Grier 50 pass from Jeff Cesarone |
| 9-7-85 | UCF 39, Bethune-Cookman 37 | Ed O'Brien 55 FG |
| 10-26-85 | VMI 39, William & Mary 38 | Al Comer 3 run (James Wright run) |
| 8-30-86 | Texas Southern 38, Prairie View 35 | Don Espinoza 23 FG |
| 9-20-86 | Delaware 33, West Chester 31 | Fred Singleton 3 run |
| 10-4-86 | Northwestern St. 17, La.-Monroe 14 | Keith Hodnett 27 FG |
| 10-11-86 | Eastern Ill. 31, UNI 30 | Rich Ehmke 58 FG |
| 9-12-87 | Youngstown St. 20, Bowling Green 17 | John Dowling 36 FG |
| 10-3-87 | La.-Monroe 33, Northwestern St. 31 | Jackie Harris 48 pass from Stan Humphries |
| 10-10-87 | Marshall 34, Louisville 31 | Keith Baxter 31 pass from Tony Petersen |
| 10-17-87 | Princeton 16, Lehigh 15 | Rob Goodwin 38 FG |
| 11-12-87 | South Carolina St. 15, Grambling 13 | William Wrighten 23 FG |
| 9-24-88 | Holy Cross 30, Princeton 26 | 70 kickoff return; Tim Donovan 55 on lateral from Darin Cromwell (15) |
| 10-15-88 | Weber St. 37, Nevada 31 | Todd Beightol 57 pass from Jeff Carlson |
| 10-29-88 | Nicholls St. 13, Texas St. 10 | Jim Windham 33 FG |
| 9-2-89 | Alabama St. 16, Troy 13 | Reggie Brown 28 pass from Antonius Smith |
| 9-16-89 | Western Caro. 26, Chattanooga 20 | Terrell Wagner 68 interception return |
| 9-23-89 | Northwestern St. 18, McNeese St. 17 | Chris Hamler 25 FG |
| 10-14-89 | East Tenn. St. 24, Chattanooga 23 | George Searcy 1 run |
| 9-29-90 | Texas St. 33, Nicholls St. 30 | Robbie Roberson 32 FG |
| 10-6-90 | Grambling 27, Alabama A&M 20 | Dexter Butcher 28 pass from Shawn Burras |
| 11-2-91 | Grambling 30, Texas Southern 27 | Gilad Landau 37 FG |
| 9-19-92 | Eastern Ky. 26, La.-Monroe 21 | Sean Little recovered fumble in end zone |
| 10-10-92 | Appalachian St. 27, James Madison 21 | Craig Styron 44 pass from D.J. Campbell |
| 11-14-92 | Towson 33, Northeastern 32 | Mark Orlando 10 pass from Dan Crowley |
| 9-4-93 | Delaware St. 31, Fayetteville St. 28 | Jon Jensen 17 FG |

| Date | Opponents, Score |
|----------|---|
| 9-11-93 | Connecticut 24, New Hampshire 23 |
| 10-16-93 | Howard 44, Towson 41 |
| 10-7-95 | Valparaiso 44, Butler 42 |
| 10-14-95 | Montana 24, Northern Ariz. 21 |
| 10-14-95 | Connecticut 31, Maine 30 |
| 10-28-95 | UNI 19, Missouri St. 17 |
| 10-28-95 | William & Mary 18, Villanova 15 |
| 9-7-96 | Valparaiso 23, Hope 22 |
| 9-21-96 | Charleston So. 17, West Virginia St. 14 |
| 11-2-96 | Butler 33, Evansville 31 |
| 11-2-96 | Wagner 38, Robert Morris 35 |
| 11-9-96 | Murray St. 17, Eastern Ky. 14 |
| 9-6-97 | Butler 10, Howard Payne 9 |
| 9-13-97 | Southern U. 36, Ark.-Pine Bluff 33 |
| 9-20-97 | Dayton 16, Robert Morris 13 |
| 10-4-97 | Missouri St. 36, Southern Ill. 35 |
| 11-8-97 | Cal Poly 20, Montana St. 19 |
| 11-15-97 | James Madison 39, Rhode Island 37 |
| 11-22-97 | Montana 27, Montana St. 25 |
| 9-19-98 | South Fla. 24, Liberty 21 |
| 9-19-98 | Yale 30, Brown 28 |
| 10-2-99 | Robert Morris 23, Wagner 21 |
| 11-6-99 | Ga. Southern 41, Furman 38 |
| 10-21-00 | Sacramento St. 25, Eastern Wash. 22 |
| 11-4-00 | Holy Cross 10, Bucknell 9 |
| 11-18-00 | Western Ill. 44, UNI 41 |
| 9-22-01 | Grambling 30, Portland St. 29 |
| 9-29-01 | Portland St. 33, Northern Ariz. 30 |
| 9-29-01 | Montana 29, Eastern Wash. 26 |
| 10-6-01 | East Tenn. St. 23, Citadel 21 |
| 10-5-02 | Southern Ill. 54, Western Ill. 52 |
| 11-02-02 | Portland St. 27, Idaho St. 24 |
| 8-28-03 | Fla. Atlantic 20, Middle Tenn. 19 |
| 10-4-03 | Columbia 33, Princeton 27 |
| 10-16-04 | UNI 22, Youngstown St. 20 |
| 11-13-04 | William & Mary 27, James Madison 24 |
| 12-4-04 | Sam Houston St. 35, Eastern Wash. 34 |

| Game-Winning Play |
|--|
| Wilbur Gilliard 14 run (Nick Sosik kick) |
| Germaine Kohn 9 pass from Jay Walker |
| Cameron Hatten 27 FG |
| Andy Larson 29 FG |
| David DeArmas 38 FG |
| Matt Waller 39 FG |
| Brian Shallcross 49 FG |
| Cameron Hatten 37 FG |
| Clint Kelly 20 FG |
| Shawn Wood 32 FG |
| Carl Franke 41 FG |
| Rob Hart 36 FG |
| Jeremy Harkin 26 pass from Eli Stoddard (Shawn Wood kick) |
| Chris Diaz 23 FG |
| Ryan Hulme 18 FG |
| Travis Brawner 32 FG |
| Alan Beilke 50 FG |
| Lindsay Fleshman 3 pass from Greg Maddox |
| Kris Heppner 37 FG |
| Bill Gramatica 44 FG |
| Jake Borden 27 pass from Joe Walland (run failed) |
| J.T. Kirk 14 pass from Steve Tryon |
| Chris Chambers 28 FG |
| Jimmie Sanchez 23 FG |
| Ryan Rolfert 39 FG |
| Mike Scifres 56 FG |
| Randy Hymes 2 run (Brian Morgan kick) |
| Mike Cajal-Willis 27 FG |
| Etu Molden 20 pass from John Edwards |
| Con Chellis 41 FG |
| Brandon Robinson 6 pass from Joel Sambursky |
| Mike Cajal-Willis 20 FG |
| Roosevelt Bynes 63 pass from Jared Allen |
| Wade Fletcher 49 pass from Jeff Otis |
| Brian Wingert 31 FG |
| Greg Kuehn 42 FG |
| Jason Mathenia 7 pass from Dustin Long (Lance Gainer kick) |

Overtime Games

Regular-Season Overtime Games Before 1996

In 1981, the NCAA Football Rules Committee approved an overtime tiebreaker system to decide a tie game for the purpose of determining a conference champion. The following conferences used the tiebreaker system to decide conference-only tie games. (Beginning in 1996, all college football games used the tiebreaker if the score was tied after four periods.) In an overtime period, one end of the field is used and each team gets an offensive possession beginning at the 25-yard line. Each team shall have possession until it has scored, failed to gain a first down or lost possession. The team scoring the greater number of points after completion of both possessions is declared the winner. The periods continue until a winner is determined.

NUMBER OF DIVISION I-AA OVERTIME GAMES SINCE 1981

| | | | |
|------------|------------|--------------|--------------|
| 1981.....2 | 1988.....6 | 1994.....6 | *2000.....24 |
| 1982.....4 | 1989.....2 | 1995.....8 | *2001.....18 |
| 1983.....0 | 1990.....6 | *1996.....23 | *2002.....26 |
| 1984.....4 | 1991.....5 | *1997.....23 | *2003.....23 |
| 1985.....2 | 1992.....2 | *1998.....25 | *2004.....34 |
| 1986.....4 | 1993.....4 | *1999.....21 | *2005.....33 |
| 1987.....6 | | | |

*All games tied at end of four periods use tiebreaker system.

BIG SKY CONFERENCE

| Date | Opponents, Score | No. OTs | Score, Reg. |
|----------|---------------------------------------|---------|-------------|
| 10-31-81 | †Weber St. 24, Northern Ariz. 23..... | 1 | 17-17 |
| 11-21-81 | †Idaho St. 33, Weber St. 30..... | 3 | 23-23 |
| 10-2-82 | †Montana St. 30, Idaho St. 27..... | 3 | 17-17 |
| 11-6-82 | †Nevada 46, †Weber St. 43..... | 3 | 30-30 |
| 10-13-84 | †Montana St. 44, Nevada 41..... | 4 | 21-21 |
| 9-17-88 | Boise St. 24, †Northern Ariz. 21..... | 2 | 14-14 |
| 10-15-88 | †Montana 33, Northern Ariz. 26..... | 2 | 26-26 |
| 9-15-90 | †Weber St. 45, Idaho St. 38..... | 2 | 31-31 |
| 9-29-90 | †Nevada 31, Idaho 28..... | 1 | 28-28 |
| 11-3-90 | Eastern Wash. 33, †Idaho St. 26..... | 1 | 26-26 |

| Date | Opponents, Score | No. OTs | Score, Reg. |
|----------|--|---------|-------------|
| 11-10-90 | Montana St. 28, †Eastern Wash. 25..... | 1 | 25-25 |
| 10-26-91 | Eastern Wash. 34, †Idaho 31..... | 2 | 24-24 |
| 11-16-91 | Montana 35, †Idaho 34..... | 1 | 28-28 |
| 10-29-94 | †Eastern Wash. 34, Montana St. 31..... | 3 | 31-31 |

GATEWAY CONFERENCE

| Date | Opponents, Score | No. OTs | Score, Reg. |
|----------|---|---------|-------------|
| 9-24-94 | Western Ill. 31, †Missouri St. 24..... | 1 | 24-24 |
| 9-30-95 | Illinois St. 20, †Missouri St. 17..... | 1 | 17-17 |
| 10-14-95 | †Southern Ill. 33, Missouri St. 30..... | 1 | 30-30 |

MID-EASTERN ATHLETIC CONFERENCE

| Date | Opponents, Score | No. OTs | Score, Reg. |
|----------|--|---------|-------------|
| 11-1-86 | †N.C. A&T 30, Bethune-Cookman 24..... | 1 | 24-24 |
| 10-22-93 | Howard 41, †N.C. A&T 35..... | 1 | 35-35 |
| 11-20-93 | †South Carolina St. 58, N.C. A&T 52..... | 1 | 52-52 |

OHIO VALLEY CONFERENCE

| Date | Opponents, Score | No. OTs | Score, Reg. |
|----------|--|---------|-------------|
| 10-13-84 | Youngstown St. 17, †Austin Peay 13..... | 1 | 10-10 |
| 11-3-84 | †Murray St. 20, Austin Peay 13..... | 2 | 10-10 |
| 10-19-85 | †Middle Tenn. 31, Murray St. 24..... | 2 | 17-17 |
| 11-2-85 | †Middle Tenn. 28, Youngstown St. 21..... | 2 | 14-14 |
| 10-4-86 | †Austin Peay 7, Middle Tenn. 0..... | 1 | 0-0 |
| 10-10-87 | †Austin Peay 20, Morehead St. 13..... | 1 | 13-13 |
| 11-7-87 | †Youngstown St. 20, Murray St. 13..... | 1 | 13-13 |
| 10-1-88 | Tennessee Tech 16, †Murray St. 13..... | 1 | 10-10 |
| 10-29-88 | Eastern Ky. 31, †Murray St. 24..... | 1 | 24-24 |
| 11-18-89 | Eastern Ky. 38, †Morehead St. 31..... | 3 | 24-24 |
| 11-10-90 | †Tennessee Tech 20, Austin Peay 14..... | 1 | 14-14 |
| 11-17-90 | Murray St. 31, †Austin Peay 24..... | 3 | 24-24 |
| 11-7-92 | †Eastern Ky. 21, Murray St. 18..... | 1 | 18-18 |

| Date | Opponents, Score | No. OTs | Score, Reg. |
|----------|----------------------------------|---------|-------------|
| 10-2-93 | Murray St. 28, ‡Tenn.-Martin 21 | 1 | 21-21 |
| 11-20-93 | Tenn.-Martin 39, ‡Austin Peay 33 | 2 | 26-26 |

PATRIOT LEAGUE

| Date | Opponents, Score | No. OTs | Score, Reg. |
|----------|---------------------------|---------|-------------|
| 11-11-95 | Bucknell 21, ‡Colgate 14 | 1 | 14-14 |
| 11-11-95 | ‡Lafayette 24, Fordham 21 | 2 | 21-21 |
| 11-18-95 | ‡Lehigh 37, Lafayette 30 | 2 | 30-30 |

SOUTHERN CONFERENCE

| Date | Opponents, Score | No. OTs | Score, Reg. |
|----------|-------------------------------|---------|-------------|
| 10-19-91 | Appalachian St. 26, Furman 23 | 3 | 20-20 |
| 11-2-91 | Marshall 27, Western Caro. 24 | 3 | 20-20 |
| 11-21-92 | VMI 37, Chattanooga 34 | 1 | 34-34 |
| 11-19-94 | VMI 26, Appalachian St. 23 | 1 | 20-20 |

YANKEE CONFERENCE

| Date | Opponents, Score | No. OTs | Score, Reg. |
|---------|----------------------------|---------|-------------|
| 9-18-82 | Rhode Island 58, ‡Maine 55 | 6 | 21-21 |
| 9-25-82 | ‡Boston U. 48, Maine 45 | 4 | 24-24 |

| Date | Opponents, Score | No. OTs | Score, Reg. |
|----------|-----------------------------------|---------|-------------|
| 10-27-84 | Maine 13, ‡Connecticut 10 | 1 | 10-10 |
| 9-13-86 | New Hampshire 28, ‡Delaware 21 | 1 | 21-21 |
| 11-15-86 | ‡Connecticut 21, Rhode Island 14 | 1 | 14-14 |
| 9-19-87 | ‡Richmond 52, Massachusetts 51 | 4 | 28-28 |
| 9-19-87 | New Hampshire 27, ‡Boston U. 20 | 3 | 17-17 |
| 10-31-87 | Maine 59, ‡Delaware 56 | 2 | 49-49 |
| 11-21-87 | ‡Delaware 17, Boston U. 10 | 1 | 10-10 |
| 9-24-88 | Villanova 31, ‡Boston U. 24 | 1 | 24-24 |
| 10-8-88 | ‡Richmond 23, New Hampshire 17 | 1 | 17-17 |
| 10-7-89 | ‡Villanova 41, Connecticut 35 | 6 | 21-21 |
| 11-16-91 | Boston U. 29, ‡Connecticut 26 | 2 | 23-23 |
| 9-11-93 | ‡Connecticut 24, New Hampshire 23 | 1 | 17-17 |
| 10-16-93 | Maine 26, ‡Rhode Island 23 | 2 | 17-17 |
| 9-17-94 | Delaware 38, ‡Villanova 31 | 1 | 31-31 |
| 11-19-94 | Northeastern 9, ‡James Madison 6 | 1 | 6-6 |
| 9-23-95 | James Madison 28, ‡Villanova 27 | 1 | 21-21 |
| 10-7-95 | ‡Richmond 26, Northeastern 23 | 1 | 23-23 |
| 11-4-95 | ‡Maine 24, Massachusetts 21 | 1 | 21-21 |
| 11-19-94 | New Hampshire 52, ‡Boston U. 51 | 2 | 45-45 |

‡Home team.

2005 Division I-AA Overtime Games

| Date | Winner's Division | Winner's Conference | Score (Loser's Conf.) | Number of OT Periods |
|----------|-------------------|--------------------------|---|----------------------|
| Sept. 3 | I-AA | Metro Atlantic | Iona 21, Montclair St. (NJAC [Div. III]) 14 | 1 |
| Sept. 3 | I-AA | Patriot | Georgetown 19, Bucknell (Patriot) 16 | 1 |
| Sept. 3 | I-AA | Southern | Chattanooga 30, Tennessee Tech (Ohio Valley) 23 | 1 |
| Sept. 3 | I-AA | Southern | Ga. Southern 41, Northeastern (Atlantic 10) 38 | 1 |
| Sept. 10 | I-AA | Atlantic 10 | Delaware 34, Lehigh (Patriot) 33 | 1 |
| Sept. 10 | I-AA | Ohio Valley | Tennessee St. 20, Jackson St. (Southwestern) 14 | 1 |
| Sept. 24 | I-AA | Ivy | Harvard 38, Brown (Ivy) 35 | 1 |
| Sept. 24 | I-AA | Mid-Eastern | Bethune-Cookman 63, Norfolk St. (Mid-Eastern) 61 | 4 |
| Sept. 24 | I-AA | Southern | Furman 44, Hofstra (Atlantic 10) 41 | 2 |
| Oct. 1 | I-AA | Gateway | Southern Ill. 30, Missouri St. (Gateway) 23 | 1 |
| Oct. 1 | I-AA | Metro Atlantic | La Salle 39, Iona (Metro Atlantic) 32 | 1 |
| Oct. 8 | I-AA | Gateway | Western Ky. 37, Illinois St. (Gateway) 34 | 1 |
| Oct. 8 | I-AA | Mid-Eastern | N.C. A&T 40, Morgan St. (Mid-Eastern) 33 | 1 |
| Oct. 8 | I-AA | Patriot | Georgetown 10, Duquesne (Metro Atlantic) 7 | 1 |
| Oct. 8 | I-AA | Southland | Stephen F. Austin 27, Nicholls St. (Southland) 21 | 1 |
| Oct. 15 | I-AA | Atlantic 10 | William & Mary 44, Northeastern (Atlantic 10) 41 | 2 |
| Oct. 15 | I-AA | Patriot | Lehigh 28, Yale (Ivy) 21 | 1 |
| Oct. 15 | I-AA | Southern | Furman 39, Citadel (Southern) 31 | 3 |
| Oct. 15 | I-AA | Big South | Coastal Caro. 34, Gardner-Webb (Big South) 31 | 1 |
| Oct. 22 | I-AA | Atlantic 10 | Richmond 43, Hofstra (Atlantic 10) 37 | 1 |
| Oct. 22 | I-AA | Big South | Coastal Caro. 27, Liberty (Big South) 21 | 3 |
| Oct. 22 | I-AA | Big South | Gardner-Webb 55, VMI (Big South) 52 | 1 |
| Oct. 22 | I-AA | Great West | Southern Utah 20, Northern Colo. (Great West) 17 | 1 |
| Oct. 29 | I-AA | Ivy | Princeton 20, Cornell (Ivy) 17 | 1 |
| Oct. 29 | I-AA | Southland | Nicholls St. 32, Texas St. (Southland) 29 | 1 |
| Nov. 5 | I-AA | Gateway | UNI 23, Western Ky. (Gateway) 20 | 2 |
| Nov. 12 | I-AA | Atlantic 10 | Maine 27, Rhode Island (Atlantic 10) 24 | 1 |
| Nov. 19 | I-AA | Big South | Charleston So. 34, Coastal Caro. (Big South) 27 | 1 |
| Nov. 19 | I-AA | Ivy | Harvard 30, Yale (Ivy) 24 | 1 |
| Nov. 19 | I-AA | Mid-Eastern | Florida A&M 26, Bethune-Cookman (Mid-Eastern) 23 | 1 |
| Nov. 19 | I-AA | Southland | Texas St. 26, Sam Houston St. (Southland) 23 | 1 |
| Nov. 24 | II | Southern Intercollegiate | Tuskegee 28, Alabama St. (Southwestern) 27 | 1 |
| Dec. 9 | I-AA | Gateway | UNI 40, Texas St. (Southland) 37 | 1 |

Note: 33 games with 43 extra periods (27 with one extra period, six with two extra periods, two with three extra periods, one with four extra periods) for an average of 1.30 extra periods per overtime game.

Division I-AA Stadiums

LISTED ALPHABETICALLY BY SCHOOL

| School | Stadium | Conference | Year Built | Cap. | Surface* |
|-------------------|------------------------|-------------|------------|--------|------------------------|
| Alabama A&M | Louis Crews | SWAC-E | 1996 | 21,000 | Grass |
| Alabama St. | Cramton | SWAC-E | 1922 | 24,600 | Grass |
| Albany (N.Y.) | University Field | Northeast | 1967 | 10,000 | Grass |
| Alcorn St. | Jack Spinks | SWAC-E | 1992 | 25,000 | Grass |
| Appalachian St. | Kidd Brewer | Southern | 1962 | 16,650 | FieldTurf (04) |
| Ark.-Pine Bluff | Pumphrey | SWAC-W | 1951 | 6,000 | Grass |
| Austin Peay | Governors | Pioneer-S | 1946 | 10,000 | Stadia Turf |
| Bethune-Cookman | Municipal | MEAC | NA | 10,000 | Grass |
| Brown | Brown | Ivy | 1925 | 20,000 | Grass |
| Bucknell | Christy Mathewson | Patriot | 1924 | 13,100 | Grass |
| Butler | Butler Bowl | Pioneer-N | 1927 | 19,000 | Grass |
| UC Davis% | Toomey Field | Great West | 1949 | 10,111 | Grass |
| Cal Poly | Mustang | Great West | 1935 | 8,500 | Grass |
| Central Ark.% | Estes | Southland | 1939 | 8,500 | Grass |
| Central Conn. St. | Arute Field | Northeast | 1969 | 5,000 | Grass |
| Charleston So. | CSU | Big South | 1970 | 3,000 | Grass |
| Chattanooga | Finley | Southern | 1997 | 20,668 | Polyethylene turf (05) |
| Citadel | Johnson Hagood | Southern | 1948 | 22,500 | Grass |
| Coastal Caro. | CCU | Big South | 2003 | 8,200 | Grass |
| Colgate | Andy Kerr | Patriot | 1937 | 10,221 | Grass |
| Columbia | Lawrence A. Wien | Ivy | 1984 | 17,000 | Grass |
| Cornell | Schoellkopf | Ivy | 1915 | 27,000 | All-Pro Turf |
| Dartmouth | Memorial Field | Ivy | 1923 | 20,416 | Grass |
| Davidson | Richardson | Pioneer-S | 1924 | 4,000 | Grass |
| Dayton | Welcome | Pioneer-N | 1949 | 11,000 | AstroTurf |
| Delaware | Delaware | Atlantic 10 | 1952 | 22,000 | Grass |
| Delaware St. | Alumni Field | MEAC | 1957 | 5,000 | Grass |
| Drake | Drake | Pioneer-N | 1925 | 18,000 | Grass |
| Duquesne | Arthur J. Rooney Field | MAAC | 1993 | 4,500 | AstroPlay |
| Eastern Ill. | O'Brien | Ohio Valley | 1970 | 10,000 | Grass |
| Eastern Ky. | Roy Kidd | Ohio Valley | 1969 | 20,000 | Grass |
| Eastern Wash. | Woodward | Big Sky | 1967 | 8,600 | Grass |
| Elon | Rhodes | Southern | 2001 | 11,250 | Grass |
| Florida A&M | Bragg Memorial | MEAC | 1957 | 25,500 | Grass |
| Fordham | Jack Coffey Field | Patriot | 1930 | 7,000 | Grass |
| Furman | Paladin | Southern | 1981 | 16,000 | Grass |
| Gardner-Webb | Ernest W. Spangler | Big South | NA | 5,000 | Grass |
| Georgetown | Harbin Field | Patriot | 2003 | 2,400 | Grass |
| Ga. Southern | Paulson | Southern | 1984 | 18,000 | PAT |
| Grambling | Robinson | SWAC-W | 1983 | 19,600 | Grass |
| Hampton | Armstrong | MEAC | 1928 | 17,000 | Grass |
| Harvard | Harvard | Ivy | 1903 | 30,898 | Grass |
| Hofstra | James M. Stuart | Atlantic 10 | 1963 | 15,000 | AstroTurf |
| Holy Cross | Fitton Field | Patriot | 1924 | 23,500 | Grass |
| Howard | Greene | MEAC | 1986 | 8,890 | AstroTurf |
| Idaho St. | Holt Arena | Big Sky | 1970 | 12,000 | AstroTurf |
| Illinois St. | Hancock | Gateway | 1967 | 15,000 | AstroTurf |
| Indiana St. | Memorial | Gateway | 1970 | 12,764 | All-Pro Turf |
| Iona | Mazzella Field | MAAC | 1989 | 1,200 | AstroTurf |
| Jackson St. | Mississippi Memorial | SWAC-E | 1949 | 62,512 | Grass |
| Jacksonville | Milne Field | Pioneer-S | 1998 | 4,500 | Grass |
| Jacksonville St. | Paul Snow | Southland | 1947 | 15,000 | Grass |
| James Madison | Bridgeforth | Atlantic 10 | 1974 | 12,500 | AstroTurf |
| La Salle | McCarthy | MAAC | 1936 | 7,500 | Grass |
| Lafayette | Fisher Field | Patriot | 1926 | 13,750 | Grass |
| Lehigh | Goodman | Patriot | 1988 | 16,000 | Grass |
| Liberty | Williams | Big South | 1989 | 12,000 | OmniTurf |
| Maine | Alumni | Atlantic 10 | 1942 | 10,000 | Grass |
| Marist | Leonidoff Field | MAAC | 1972 | 2,500 | Grass |
| Massachusetts | Warren McGuirk | Atlantic 10 | 1965 | 17,000 | Grass |
| McNeese St. | Cowboy | Southland | 1965 | 17,500 | Grass |
| Mississippi Val. | Magnolia | SWAC-E | 1958 | 10,500 | Grass |
| Missouri St. | Plaster Field | Gateway | 1941 | 16,300 | FieldTurf |
| Monmouth | Kessler Field | Northeast | 1993 | 4,600 | Grass |
| Montana | Washington-Grizzly | Big Sky | 1986 | 23,117 | SprinTurf |
| Montana St. | Reno H. Sales | Big Sky | 1973 | 15,197 | Grass |
| Morehead St. | Jayne | Pioneer-S | 1964 | 10,000 | OmniTurf |
| Morgan St. | Hughes | MEAC | 1934 | 10,000 | Grass |
| Murray St. | Stewart | Ohio Valley | 1973 | 16,800 | AstroTurf |
| New Hampshire | Cowell | Atlantic 10 | 1936 | 9,571 | Grass |
| Nicholls St. | John L. Guidry | Southland | 1972 | 12,800 | Grass |
| Norfolk St. | Price | MEAC | 1997 | 27,700 | Grass |
| N.C. A&T | Aggie | MEAC | 1981 | 21,000 | Grass |
| North Dakota St.% | FargoDome | Great West | 1992 | 18,700 | AstroTurf |
| Northeastern | E.S. Parsons | Atlantic 10 | 1933 | 7,000 | AstroTurf |
| Northern Ariz. | Walkup Skydome | Big Sky | 1977 | 15,300 | AstroTurf |
| Northern Colo.% | Nottingham Field | Great West | 1995 | 7,000 | Grass |
| UNI | U.N.I.-Dome | Gateway | 1976 | 16,324 | AstroTurf |

DIVISION I-AA

| School | Stadium | Conference | Year Built | Cap. | Surface* |
|-------------------------|------------------------|-------------|------------|--------|-----------------|
| Northwestern St. | Turpin | Southland | 1976 | 15,971 | AstroTurf |
| Penn..... | Franklin Field | Ivy | 1895 | 53,000 | AstroTurf |
| Portland St. | ^ PGE Park | Big Sky | 1928 | 23,000 | NexTurf |
| Prairie View | Blackshear | SWAC-W | 1960 | 6,000 | Grass |
| Princeton..... | Princeton | Ivy | 1998 | 30,000 | Grass |
| Rhode Island..... | Meade | Atlantic 10 | 1928 | 8,000 | Grass |
| Richmond | Richmond | Atlantic 10 | 1929 | 21,319 | SuperTurf |
| Robert Morris..... | Moon | Northeast | 1950 | 7,000 | Grass |
| Sacramento St. | Hornet Field | Big Sky | 1964 | 21,418 | Grass |
| Sacred Heart | Campus Field | Northeast | 1993 | 3,500 | AstroTurf |
| St. Francis (Pa.) | Pine Bowl | Northeast | 1979 | 1,500 | Grass |
| St. Peter's..... | Cochrane | MAAC | 1990 | 4,000 | AstroTurf |
| Sam Houston St. | Bowers | Southland | 1986 | 14,000 | All-Pro Turf |
| Samford | Seibert | Independent | 1960 | 6,700 | Grass |
| San Diego | USD Torero | Pioneer-N | 1955 | 4,000 | Grass |
| South Carolina St. | Dawson Bulldog | MEAC | 1955 | 22,000 | Grass |
| South Dakota St.%..... | Coughlin-Alumni | Independent | 1962 | 12,323 | Grass |
| Southeast Mo. St. | Houck | Ohio Valley | 1930 | 10,000 | Grass |
| Southeastern La. | Strawberry | Southland | 1936 | 7,400 | SprinTurf |
| Southern Ill. | McAndrew | Gateway | 1975 | 17,324 | OmniTurf |
| Southern U. | A.W. Mumford | SWAC-W | 1928 | 24,000 | Grass |
| Southern Utah | Col. of Southern Utah | Great West | 1967 | 6,500 | Grass |
| Stephen F. Austin..... | Homer Bryce | Southland | 1973 | 14,575 | AstroTurf-12 |
| Stony Brook | Seawolves Field | Northeast | 1978 | 2,000 | Grass |
| Tenn.-Martin..... | Skyhawk | Ohio Valley | 1964 | 7,500 | Grass |
| Tennessee St. | The Coliseum | Ohio Valley | 1999 | 67,500 | Grass |
| Tennessee Tech | Tucker | Ohio Valley | 1966 | 16,500 | Stadia Turf |
| Texas Southern..... | ^ Robertson | SWAC-W | 1965 | 22,000 | Grass |
| Texas St. | Bobcat | Southland | 1981 | 15,218 | Grass |
| Towson..... | Johnny Unitas | Atlantic 10 | 1978 | 11,000 | Turf |
| Valparaiso | Brown Field | Pioneer-N | 1947 | 5,000 | Grass |
| Villanova | Villanova | Atlantic 10 | 1927 | 12,000 | AstroTurf |
| VMI..... | Alumni Field | Big South | 1962 | 10,000 | Grass |
| Wagner | Fischer Memorial Field | Northeast | 1967 | 5,000 | Grass |
| Weber St. | Elizabeth Dee | | | | |
| | Shaw Stewart | Big Sky | 1966 | 17,500 | Grass |
| Western Caro. | E.J. Whitmire | Southern | 1974 | 12,000 | AstroTurf |
| Western Ill. | Hanson Field | Gateway | 1948 | 15,168 | Grass |
| Western Ky. | L.T. Smith | Gateway | 1968 | 17,500 | AstroPlay (S03) |
| William & Mary..... | Walter Zable | Atlantic 10 | 1935 | 15,000 | FieldTurf (S03) |
| Winston-Salem% | Bowman-Gray | MEAC | 1940 | 18,000 | Grass |
| Wofford | Gibbs | Southern | 1996 | 13,000 | Grass |
| Yale | Yale Bowl | Ivy | 1914 | 64,269 | Grass |
| Youngstown St. | Arnold D. Stambaugh | Gateway | 1982 | 20,630 | SprinTurf |

%These teams are in the process of reclassifying to Division I-AA from Division II, but all play a Division I-AA schedule and are listed here. ^Not located on campus. #Indoor facility.

STADIUMS LISTED BY CAPACITY (TOP 33)

| School | Stadium | Capacity | Surface* |
|--------------------|-----------------------|----------|--------------|
| Tennessee St. | The Coliseum | 67,500 | Grass |
| Yale..... | Yale Bowl | 64,269 | Grass |
| Jackson St. | ^Mississippi Memorial | 62,512 | Grass |
| Penn..... | Franklin Field | 53,000 | AstroTurf |
| Harvard..... | Harvard | 30,898 | Grass |
| Princeton..... | Princeton | 30,000 | Grass |
| Norfolk St. | Price | 27,700 | Grass |
| Cornell..... | Schoellkopf | 27,000 | All-Pro Turf |
| Florida A&M..... | Bragg Memorial | 25,500 | Grass |
| Alcorn St. | Jack Spinks | 25,000 | Grass |
| Alabama St. | ^Cramton | 24,600 | Grass |
| Southern U. | A.W. Mumford | 24,000 | Grass |
| Holy Cross..... | Fitton Field | 23,500 | Grass |
| Montana..... | Washington-Grizzly | 23,117 | SprinTurf |
| Portland St. | ^PGE Park | 23,000 | NexTurf |
| Citadel..... | Johnson Hagood | 22,500 | Grass |
| Delaware..... | Delaware | 22,000 | Grass |

| School | Stadium | Capacity | Surface* |
|-------------------------|----------------|----------|-------------------|
| South Carolina St. | Dawson Bulldog | 22,000 | Grass |
| Texas Southern..... | ^Robertson | 22,000 | Grass |
| Sacramento St. | Hornet Field | 21,418 | Grass |
| Richmond..... | Richmond | 21,319 | SuperTurf |
| Alabama A&M..... | Louis Crews | 21,000 | Grass |
| N.C. A&T..... | Aggie | 21,000 | Grass |
| Chattanooga..... | ^Finley | 20,668 | Polyethylene turf |
| Youngstown St. | Stambaugh | 20,630 | SprinTurf |
| Dartmouth..... | Memorial Field | 20,416 | Grass |
| Brown..... | Brown | 20,000 | Grass |
| Eastern Ky. | Roy Kidd | 20,000 | Grass |
| Grambling..... | Robinson | 19,600 | Grass |
| Butler..... | Butler Bowl | 19,000 | Grass |
| Drake..... | Drake | 18,000 | Grass |
| Ga. Southern..... | Paulson | 18,000 | PAT |
| Winston-Salem%..... | Bowman-Gray | 18,000 | Grass |

^Not located on campus. %Reclassifying to Division I-AA from Division II.

Surface Notes: * This column indicates the type of surface (either artificial or natural grass) present this year in the stadium. The brand name of the artificial turf, if known, is listed. Legend: Turf—Any of several types of artificial turfs (name brands include AstroTurf, FieldTurf, All-Pro, Omni-Turf, SuperTurf, SprinTurf, etc.); Grass—Natural grass surface; PAT—Prescription Athletic Turf (a "natural-artificial" surface featuring a network of pipes connected to pumps capable of sucking water from the natural turf or watering it. The pipes are located 18 inches from the surface and covered with a mixture of sand and filler. The turf also is lined with heating coils to keep it from freezing in temperatures below 32 degrees).

Division I-AA Statistics Trends

(Average Per Game, One Team)

| Year | Rushing | | | Passing | | | | | Total Offense | | | Scoring | | |
|------|---------|--------|-------|---------|-------|-------|--------|----------|---------------|--------|-------|---------|-------|-------|
| | Plays | Yds. | Avg. | Att. | Cmp. | Pct. | Yds. | Av. Att. | Plays | Yds. | Avg. | TD | FG | Pts. |
| 1978 | *48.4 | *171.8 | 3.55 | 20.7 | 9.5 | 46.2 | 129.3 | 6.24 | 69.1 | 301.1 | 4.36 | 2.60 | 0.52 | 19.5 |
| 1979 | 47.1 | 164.7 | 3.50 | 20.5 | 9.2 | 45.0 | 125.2 | 6.13 | 67.5 | 289.9 | 4.30 | 2.40 | 0.62 | 18.5 |
| 1980 | 45.2 | 164.8 | 3.65 | 22.4 | 10.4 | 46.5 | 144.4 | 6.45 | 67.6 | 309.2 | 4.58 | 2.58 | 0.59 | 19.6 |
| 1981 | 44.3 | 155.0 | 3.50 | 24.9 | 11.9 | 47.7 | 161.5 | 6.49 | 69.1 | 316.4 | 4.58 | 2.71 | 0.69 | 20.9 |
| 1982 | 44.4 | 156.6 | 3.53 | 26.1 | 12.8 | 48.9 | 166.0 | 6.35 | 70.5 | 322.6 | 4.57 | 2.62 | 0.80 | 20.5 |
| 1983 | 43.9 | 155.2 | 3.54 | 26.2 | 13.0 | 49.4 | 167.3 | 6.38 | 70.1 | 322.4 | 4.60 | 2.69 | 0.79 | 21.1 |
| 1984 | 42.9 | 152.6 | 3.56 | 27.9 | 14.0 | 50.0 | 181.0 | 6.49 | 70.7 | 333.5 | 4.72 | 2.80 | 0.80 | 21.8 |
| 1985 | 42.4 | 157.6 | 3.72 | 28.9 | 14.6 | 50.4 | 187.3 | 6.49 | *71.2 | 344.9 | 4.84 | 2.84 | 0.81 | 22.1 |
| 1986 | 42.4 | 157.9 | 3.72 | 28.3 | 14.1 | 49.7 | 186.4 | 6.60 | 70.7 | 344.3 | 4.87 | 2.90 | 0.86 | 22.7 |
| 1987 | 43.1 | 158.6 | 3.68 | 27.1 | 13.6 | 50.1 | 175.6 | 6.48 | 70.2 | 334.2 | 4.76 | 2.78 | 0.91 | 22.0 |
| 1988 | 43.2 | 161.3 | 3.74 | 26.5 | 13.3 | 50.2 | 172.7 | 6.53 | 69.6 | 334.0 | 4.80 | 2.80 | *0.92 | 22.1 |
| 1989 | 42.5 | 160.2 | 3.77 | 27.7 | 14.2 | 51.3 | 186.0 | 6.71 | 70.2 | 346.2 | 4.93 | 2.72 | 0.75 | 22.8 |
| 1990 | 42.7 | 161.5 | 3.79 | 27.8 | 14.1 | 50.6 | 187.0 | 6.73 | 70.5 | 348.5 | 4.95 | 2.98 | 0.84 | 23.2 |
| 1991 | 43.2 | 170.6 | 3.95 | 26.9 | 14.0 | 51.9 | 184.7 | 6.87 | 70.1 | 355.3 | 5.07 | 3.19 | 0.67 | 24.1 |
| 1992 | 43.0 | 171.4 | 3.99 | 26.0 | 13.5 | 51.7 | 179.4 | 6.89 | 69.0 | 350.8 | 5.08 | 3.16 | 0.68 | 23.9 |
| 1993 | 42.4 | 168.3 | 3.97 | 27.0 | 14.0 | 51.8 | 186.4 | 6.90 | 69.4 | 354.7 | 5.11 | 3.20 | 0.70 | 24.2 |
| 1994 | 41.6 | 164.1 | 3.95 | 27.5 | 14.3 | 51.9 | 188.1 | 6.85 | 69.0 | 352.1 | 5.10 | 3.18 | 0.70 | 24.1 |
| 1995 | 42.0 | 165.1 | 3.94 | 27.1 | 13.9 | 51.3 | 177.7 | 6.57 | 69.0 | 342.8 | 4.97 | 3.06 | 0.68 | 23.2 |
| 1996 | 42.0 | 162.0 | 3.86 | 26.9 | 13.7 | 51.1 | 177.6 | 6.62 | 68.8 | 339.6 | 4.94 | 3.05 | 0.72 | 23.2 |
| 1997 | 40.2 | 153.2 | 3.81 | 27.8 | 14.3 | 51.3 | 185.2 | 6.67 | 68.0 | 338.4 | 4.98 | 3.06 | 0.72 | 23.3 |
| 1998 | 40.8 | 162.7 | 3.98 | 27.2 | 14.3 | 52.6 | 187.8 | *6.91 | 68.0 | 350.5 | 5.15 | 3.26 | 0.71 | 24.7 |
| 1999 | 40.8 | 162.9 | 4.02 | 28.8 | 15.1 | 52.5 | 197.1 | 6.83 | 69.4 | 360.0 | 5.19 | *3.45 | 0.71 | 25.9 |
| 2000 | 41.2 | 164.9 | 4.00 | 27.8 | 14.5 | 52.3 | 191.1 | 6.88 | 69.0 | 356.0 | 5.16 | 3.40 | 0.75 | 25.8 |
| 2001 | 40.6 | 160.4 | 3.95 | 28.1 | 14.8 | 52.6 | 193.7 | 6.89 | 68.7 | 354.1 | 5.15 | 3.34 | 0.72 | 25.3 |
| 2002 | 41.0 | 155.6 | 3.80 | 27.5 | 14.5 | 52.7 | 187.5 | 6.81 | 68.5 | 343.1 | 5.01 | 3.19 | 0.75 | 24.3 |
| 2003 | 40.5 | 159.5 | 3.94 | 28.7 | 15.6 | 54.2 | 197.4 | 6.87 | 69.2 | 356.9 | 5.16 | 3.32 | 0.81 | 25.4 |
| 2004 | 40.0 | 159.5 | 3.99 | *29.6 | *16.2 | 54.7 | *201.7 | 6.83 | 69.6 | *361.2 | 5.19 | 3.42 | 0.75 | *26.0 |
| 2005 | 41.3 | 162.8 | *4.04 | 28.7 | 15.9 | *55.5 | 198.1 | 6.90 | 69.0 | 360.9 | *5.23 | 3.37 | 0.82 | 25.8 |

*Record.

Additional Division I-AA Statistics Trends

(Average Per Game, One Team)

| Year | Punting | | | Interceptions | | | Punt Returns | | | Kickoff Returns | | |
|------|---------|-------|----------|---------------|-----------|-------|--------------|-----------|-------|-----------------|-----------|-------|
| | No. | Avg. | Net Avg. | No. | Avg. Ret. | Yds. | No. | Avg. Ret. | Yds. | No. | Avg. Ret. | Yds. |
| 1978 | *6.1 | 36.5 | 33.6 | 1.42 | 11.92 | 17.0 | 2.39 | 7.49 | 17.9 | 3.23 | 18.4 | 59.2 |
| 1979 | 6.0 | 36.5 | 33.4 | 1.44 | 11.39 | 16.4 | 2.41 | 7.46 | 18.0 | 3.06 | 18.4 | 56.2 |
| 1980 | 5.8 | 37.0 | 33.7 | 1.37 | 10.06 | 13.8 | 2.44 | 7.94 | 19.4 | 3.09 | 17.4 | 53.7 |
| 1981 | 5.9 | 37.2 | 33.9 | *1.60 | 10.63 | *17.0 | 2.50 | 7.77 | 19.4 | 3.27 | 18.4 | 60.1 |
| 1982 | 6.0 | 37.1 | 34.0 | 1.50 | 10.15 | 15.2 | 2.44 | 7.63 | 18.6 | 3.08 | 19.0 | 58.4 |
| 1983 | 6.0 | 37.3 | 34.1 | 1.52 | 9.99 | 15.1 | 2.59 | 7.58 | 19.6 | 3.06 | 18.6 | 56.9 |
| 1984 | 5.8 | 37.3 | 33.9 | 1.53 | 10.40 | 15.9 | 2.55 | 7.84 | 20.0 | 3.23 | 18.6 | 60.0 |
| 1985 | 5.7 | 37.6 | *34.2 | 1.51 | 10.56 | 16.0 | 2.55 | 7.52 | 19.2 | 3.20 | 18.1 | 57.9 |
| 1986 | 5.6 | 37.6 | 34.0 | 1.51 | 10.90 | 16.4 | 2.55 | 7.92 | 20.2 | *4.02 | 19.4 | *77.9 |
| 1987 | 5.6 | 36.8 | 33.4 | 1.40 | 10.57 | 14.9 | 2.48 | 7.51 | 18.7 | 3.96 | 19.0 | 74.6 |
| 1988 | 5.5 | 36.3 | 32.8 | 1.34 | 10.61 | 14.2 | 2.40 | 7.96 | 19.2 | 3.95 | 18.8 | 74.3 |
| 1989 | 5.5 | 36.1 | 32.8 | 1.31 | 10.40 | 13.7 | 2.32 | 7.93 | 18.4 | 3.96 | 18.9 | 74.7 |
| 1990 | 5.4 | 36.7 | 32.7 | 1.38 | 11.94 | 16.5 | 2.49 | 8.46 | 21.0 | 4.02 | 18.9 | 75.9 |
| 1991 | 5.3 | 36.6 | 32.6 | 1.35 | 10.81 | 14.6 | 2.46 | 8.57 | 21.1 | 3.84 | 19.1 | 73.4 |
| 1992 | 5.3 | 36.6 | 32.2 | 1.21 | 10.24 | 12.3 | 2.53 | 9.35 | 23.6 | 3.82 | 19.5 | 74.4 |
| 1993 | 5.2 | 36.0 | 32.3 | 1.23 | 10.79 | 13.2 | 2.35 | 8.26 | 19.5 | 3.72 | 19.3 | 71.7 |
| 1994 | 5.2 | 36.3 | 32.1 | 1.27 | 10.94 | 13.8 | 2.38 | 9.20 | 21.9 | 3.83 | *19.9 | 76.0 |
| 1995 | 5.4 | 35.8 | 32.0 | 1.16 | 12.20 | 14.1 | 2.36 | 8.57 | 20.2 | 3.73 | 18.6 | 69.4 |
| 1996 | 5.5 | 36.6 | 32.8 | 1.22 | 12.25 | 15.0 | 2.44 | 8.54 | 20.9 | 3.60 | 19.0 | 68.4 |
| 1997 | 5.6 | 37.3 | 33.3 | 1.18 | 12.32 | 14.5 | 2.53 | 8.90 | 22.5 | 3.60 | 19.1 | 68.8 |
| 1998 | 5.3 | *37.6 | 33.3 | 1.12 | 12.33 | 13.8 | 2.54 | 8.98 | 22.8 | 3.90 | 19.5 | 75.9 |
| 1999 | 5.4 | 37.2 | 32.8 | 1.18 | 12.55 | 14.8 | 2.46 | 9.40 | 23.1 | 3.91 | 19.1 | 74.7 |
| 2000 | 5.3 | 36.5 | 32.2 | 1.19 | 12.25 | 14.6 | 2.49 | 9.20 | 22.9 | 3.94 | 19.3 | 76.0 |
| 2001 | 5.4 | 36.5 | 32.1 | 1.16 | 12.45 | 14.4 | 2.45 | *9.82 | 24.0 | 3.96 | 19.2 | 75.9 |
| 2002 | 5.5 | 36.7 | 32.2 | 1.11 | 12.10 | 13.4 | *2.63 | 9.38 | *24.7 | 3.85 | 19.3 | 74.4 |
| 2003 | 5.3 | 37.1 | 32.8 | 1.12 | *13.33 | 14.9 | 2.53 | 9.20 | 23.3 | 3.86 | *19.9 | 76.8 |
| 2004 | 5.3 | 36.9 | 32.9 | 1.17 | 13.02 | 15.2 | 2.40 | 9.11 | 21.8 | 3.87 | 19.6 | 75.8 |
| 2005 | 5.1 | 37.2 | 33.1 | 1.07 | 12.34 | 13.2 | 2.20 | 9.57 | 21.0 | 3.77 | 19.3 | 72.6 |

*Record.

Rules changes and statistics changes affecting trends: PUNTING-Beginning in 1965, 20 yards not deducted from a punt into the end zone for a touchback. INTERCEPTIONS-Interceptions yards not compiled, 1958-65. KICKOFF RETURNS-During 1937-45, if a kickoff went out of bounds, the receiving team put the ball in play on its 35-yard line instead of a second kickoff; in 1984 (rescinded in 1985), a 30-yard-line touchback for kickoffs crossing the goal line in flight and first touching the ground out of the end zone; in 1986, kickoffs from the 35-yard line. PUNT RETURNS-In 1967, interior linemen restricted from leaving until the ball is kicked.

Division I-AA Defensive Extra-Point Trends

| Year | Games | Kick Ret./TD | Int. Ret./TD | Total Ret./TD |
|------|-------|--------------|--------------|---------------|
| 1988 | 553 | 4/1 | 7/1 | 11/2 |
| 1989 | 554 | 11/4 | 4/2 | 15/6 |
| 1990 | 548 | 7/3 | 4/2 | 11/5 |
| 1991 | 560 | 12/3 | 9/2 | 21/5 |
| 1992 | 553 | 9/5 | 8/5 | 17/10 |
| 1993 | 725 | 11/5 | 19/3 | 30/8 |
| 1994 | 733 | 4/1 | 5/1 | 9/2 |
| 1995 | 736 | 9/2 | 9/4 | 18/6 |

| Year | Games | Kick Ret./TD | Int. Ret./TD | Total Ret./TD |
|---------------|---------------|---------------|---------------|----------------|
| 1996 | 723 | 8/3 | 3/0 | 11/3 |
| 1997 | 723 | 11/1 | 7/5 | 18/6 |
| 1998 | 733 | 18/4 | 8/2 | 26/6 |
| 1999 | 742 | 19/5 | 6/2 | 25/7 |
| 2000 | #662 | 13/4 | 5/1 | 18/5 |
| 2001 | #644 | 15/6 | 4/2 | 19/8 |
| 2002 | #701 | 18/7 | 6/2 | 24/9 |
| 2003 | #701 | 19/10 | 7/3 | 26/13 |
| 2004 | #645 | 12/8 | 4/2 | 16/10 |
| 2005 | #639 | 21/5 | 13/5 | 34/10 |
| Totals | 11,875 | 221/77 | 128/44 | 349/121 |

#Does not include games against non-major teams.

Classification History

SINCE 1978

The following lists show years of active membership for current and former Division I-AA football-playing institutions. The lists are from 1978, the year that Division I was divided into IA and IAA.

ACTIVE MEMBERS (115)

| Team | Year(s) |
|-------------------|---------------------|
| Alabama A&M | 1999-current |
| Alabama St. | 1982-current |
| Albany (N.Y.) | 1999-current |
| Alcorn St. | 1978-current |
| Appalachian St. | 1982-current |
| Ark.-Pine Bluff | 1998-current |
| Austin Peay | 1978-current |
| Bethune-Cookman | 1980-current |
| Brown | 1982-current |
| Bucknell | 1978-current |
| Butler | 1993-current |
| Cal Poly | 1994-current |
| Central Conn. St. | 1993-current |
| Charleston So. | 1993-current |
| Chattanooga | 1982-current |
| Citadel | 1982-current |
| Coastal Caro. | 2003-current |
| Colgate | 1982-current |
| Columbia | 1982-current |
| Cornell | 1982-current |
| Dartmouth | 1982-current |
| Davidson | 1978-90, 93-current |
| Dayton | 1993-current |
| Delaware | 1980-current |
| Delaware St. | 1978, 80-current |
| Drake | 1992-85, 93-current |
| Duquesne | 1993-current |
| Eastern Ill. | 1981-current |
| Eastern Ky. | 1978-current |
| Eastern Wash. | 1984-current |
| Elon | 1999-current |
| Florida A&M | 1979-current |
| Fordham | 1989-current |
| Furman | 1982-current |
| Gardner-Webb | 2002-current |
| Georgetown | 1993-current |
| Ga. Southern | 1984-current |
| Grambling | 1978-current |
| Hampton | 1997-current |
| Harvard | 1982-current |
| Hofstra | 1993-current |
| Holy Cross | 1982-current |
| Howard | 1978, 80-current |
| Idaho St. | 1978-current |
| Illinois St. | 1982-current |
| Indiana St. | 1982-current |
| Iona | 1993-current |
| Jackson St. | 1978-current |
| Jacksonville | 1998-current |
| Jacksonville St. | 1997-current |
| James Madison | 1980-current |
| La Salle | 1997-current |
| Lafayette | 1978-current |
| Lehigh | 1978-current |
| Liberty | 1989-current |

| Team | Year(s) |
|--------------------|-----------------------|
| Maine | 1978-current |
| Marist | 1993-current |
| Massachusetts | 1978-current |
| McNeese St. | 1982-current |
| Mississippi Val. | 1980-current |
| Missouri St. | 1982-current |
| Monmouth | 1994-current |
| Montana | 1978-current |
| Montana St. | 1978-current |
| Morehead St. | 1978-current |
| Morgan St. | 1986-current |
| Murray St. | 1978-current |
| New Hampshire | 1978-current |
| Nicholls St. | 1980-current |
| Norfolk St. | 1997-current |
| N.C. A&T | 1978, 80-current |
| Northeastern | 1978-current |
| Northern Ariz. | 1978-current |
| UNI | 1981-current |
| Northwestern St. | 1978-current |
| Penn. | 1982-current |
| Portland St. | 1978-80, 98-current |
| Prairie View | 1978-current |
| Princeton | 1982-current |
| Rhode Island | 1978-current |
| Richmond | 1982-current |
| Robert Morris | 1998-current |
| Sacramento St. | 1993-current |
| Sacred Heart | 1999-current |
| St. Francis (Pa.) | 1993-current |
| St. Peter's | 1993-current |
| Sam Houston St. | 1986-current |
| Samford | 1989-current |
| San Diego | 1993-current |
| South Carolina St. | 1978, 80-current |
| Southeast Mo. St. | 1990-current |
| Southeastern La. | 1980-85; 2003-current |
| Southern Ill. | 1982-current |
| Southern U. | 1978-current |
| Southern Utah | 1993-current |
| Stephen F. Austin | 1986-current |
| Stony Brook | 1999-current |
| Tenn.-Martin | 1992-current |
| Tennessee St. | 1981-current |
| Tennessee Tech | 1978-current |
| Texas Southern | 1978-current |
| Texas St. | 1984-current |
| Towson | 1987-current |
| Valparaiso | 1993-current |
| Villanova | 1987-current |
| VMI | 1982-current |
| Wagner | 1993-current |
| Weber St. | 1978-current |
| Western Caro. | 1982-current |
| Western Ill. | 1981-current |
| Western Ky. | 1978-current |
| William & Mary | 1982-current |

| Team | Year(s) |
|----------------|--------------|
| Wofford | 1995-current |
| Yale | 1982-current |
| Youngstown St. | 1981-current |

RECLASSIFYING TEAMS

| Team | First Year as Full Div. I-AA Member |
|---------------------------------|-------------------------------------|
| UC Davis (from Div. II) | 2007 |
| Central Ark. (from Div. II) | 2010 |
| North Dakota St. (from Div. II) | 2008 |
| Northern Colo. (from Div. II) | 2007 |
| South Dakota St. (from Div. II) | 2008 |
| Winston-Salem (from Div. II) | 2010 |

FORMER MEMBERS

| Team | Year(s) |
|---------------------|---------|
| UAB | 1993-95 |
| Akron | 1980-86 |
| Arkansas St. | 1982-91 |
| Ball St. | 1982 |
| Boise St. | 1978-98 |
| Boston U. | 1978-97 |
| Bowling Green | 1982 |
| Buffalo | 1993-98 |
| Cal St. Northridge* | 1993-01 |
| Canisius* | 1993-02 |
| UCF | 1990-95 |
| Connecticut | 1978-01 |
| East Tenn. St.* | 1982-03 |
| Eastern Mich. | 1982 |
| Evansville* | 1993-97 |
| Fairfield* | 1997-02 |
| Fla. Atlantic | 2001-04 |
| Florida Int'l | 2003-05 |
| Idaho | 1978-96 |
| Kent St. | 1982 |
| Lamar* | 1982-89 |
| La.-Monroe | 1982-93 |
| Louisiana Tech | 1982-88 |
| Marshall | 1982-96 |
| Middle Tenn. | 1978-98 |
| Morris Brown* | 2001-03 |
| Nevada | 1978-91 |
| North Texas | 1982-94 |
| Northern Ill. | 1982 |
| Ohio U. | 1982 |
| St. John's (N.Y.)* | 1993-02 |
| St. Mary's (Cal.)* | 1993-03 |
| Siena* | 1993-03 |
| South Fla. | 1997-00 |
| Tex.-Arlington* | 1982-85 |
| Troy | 1993-01 |
| West Tex. A&M | 1982-85 |

*Dropped football program.

Black College National Champions

Sheridan Poll

Selected by the Pittsburgh Courier, 1920-80, and compiled by Collie Nicholson, former Grambling sports information director; William Nunn Jr., Pittsburgh Courier sports editor; and Eric "Ric" Roberts, Pittsburgh Courier sports writer and noted black college sports historian. Selected from 1981 by the Sheridan Broadcasting Network. Records include post-season games.

| Year | Team | Won | Lost | Tied | Coach |
|------|-------------------|-----|------|------|-----------------------|
| 1920 | Howard | 7 | 0 | 0 | Edward Morrison |
| | Talladega | 5 | 0 | 1 | Jubie Bragg |
| 1921 | Talladega | 6 | 0 | 1 | Jubie Bragg |
| | Wiley | 7 | 0 | 1 | Jason Grant |
| 1922 | Hampton | 6 | 1 | 0 | Gideon Smith |
| 1923 | Virginia Union | 6 | 0 | 1 | Harold Martin |
| 1924 | Tuskegee | 9 | 0 | 1 | Cleve Abbott |
| | Wiley | 8 | 0 | 1 | Fred Long |
| 1925 | Tuskegee | 8 | 0 | 1 | Cleve Abbott |
| | Howard | 6 | 0 | 2 | Louis Watson |
| 1926 | Tuskegee | 10 | 0 | 0 | Cleve Abbott |
| | Howard | 7 | 0 | 0 | Louis Watson |
| 1927 | Tuskegee | 9 | 0 | 1 | Cleve Abbott |
| | Bluefield St. | 8 | 0 | 1 | Harry Jefferson |
| 1928 | Bluefield St. | 8 | 0 | 1 | Harry Jefferson |
| | Wiley | 8 | 0 | 1 | Fred Long |
| 1929 | Tuskegee | 10 | 0 | 0 | Cleve Abbott |
| 1930 | Tuskegee | 11 | 0 | 1 | Cleve Abbott |
| 1931 | Wilberforce | 9 | 0 | 0 | Harry Graves |
| 1932 | Wiley | 9 | 0 | 0 | Fred Long |
| 1933 | Morgan St. | 9 | 0 | 0 | Edward Hurt |
| 1934 | Kentucky St. | 9 | 0 | 0 | Henry Kean |
| 1935 | Texas College | 9 | 0 | 0 | Arnett Mumford |
| 1936 | West Virginia St. | 8 | 0 | 0 | Adolph Hamblin |
| | Virginia St. | 7 | 0 | 2 | Harry Jefferson |
| 1937 | Morgan St. | 7 | 0 | 0 | Edward Hurt |
| 1938 | Florida A&M | 8 | 0 | 0 | Bill Bell |
| 1939 | Langston | 9 | 0 | 0 | Felton "Zip" Gayles |
| 1940 | Morris Brown | 9 | 1 | 0 | Artis Graves |
| 1941 | Morris Brown | 8 | 1 | 0 | William Nicks |
| 1942 | Florida A&M | 9 | 0 | 0 | Bill Bell |
| 1943 | Morgan St. | 5 | 0 | 0 | Edward Hurt |
| 1944 | Morgan St. | 6 | 1 | 0 | Edward Hurt |
| 1945 | Wiley | 10 | 0 | 0 | Fred Long |
| 1946 | Tennessee St. | 10 | 1 | 0 | Henry Kean |
| | Morgan St. | 8 | 0 | 0 | Edward Hurt |
| 1947 | Tennessee St. | 10 | 0 | 0 | Henry Kean |
| | Shaw | 10 | 0 | 0 | Brutus Wilson |
| 1948 | Southern U. | 12 | 0 | 0 | Arnett Mumford |
| 1949 | Southern U. | 10 | 0 | 1 | Arnett Mumford |
| | Morgan St. | 8 | 0 | 0 | Edward Hurt |
| 1950 | Southern U. | 10 | 0 | 1 | Arnett Mumford |
| | Florida A&M | 8 | 1 | 1 | Alonzo "Jake" Gaither |
| 1951 | Morris Brown | 10 | 1 | 0 | Edward "Ox" Clemons |
| 1952 | Florida A&M | 8 | 2 | 0 | Alonzo "Jake" Gaither |
| | Texas Southern | 10 | 0 | 1 | Alexander Durlay |
| | Lincoln (Mo.) | 8 | 0 | 1 | Dwight Reed |
| | Virginia St. | 8 | 1 | 0 | Sylvester "Sal" Hall |
| 1953 | Prairie View | 12 | 0 | 0 | William Nicks |
| 1954 | Tennessee St. | 10 | 1 | 0 | Henry Kean |
| | Southern U. | 10 | 1 | 0 | Arnett Mumford |
| | Florida A&M | 8 | 1 | 0 | Alonzo "Jake" Gaither |
| | Prairie View | 10 | 1 | 0 | William Nicks |
| 1955 | Grambling | 10 | 0 | 0 | Eddie Robinson |
| 1956 | Tennessee St. | 10 | 0 | 0 | Howard Gentry |
| 1957 | Florida A&M | 9 | 0 | 0 | Alonzo "Jake" Gaither |
| 1958 | Prairie View | 10 | 0 | 1 | William Nicks |
| 1959 | Florida A&M | 10 | 0 | 0 | Alonzo "Jake" Gaither |
| 1960 | Southern U. | 9 | 1 | 0 | Arnett Mumford |
| 1961 | Florida A&M | 10 | 0 | 0 | Alonzo "Jake" Gaither |
| 1962 | Jackson St. | 10 | 1 | 0 | John Merritt |
| 1963 | Prairie View | 10 | 1 | 0 | William Nicks |
| 1964 | Prairie View | 9 | 0 | 0 | William Nicks |
| 1965 | Tennessee St. | 9 | 0 | 1 | John Merritt |
| 1966 | Tennessee St. | 10 | 0 | 0 | John Merritt |
| 1967 | Morgan St. | 8 | 0 | 0 | Earl Banks |
| | Grambling | 9 | 1 | 0 | Eddie Robinson |
| 1968 | Alcorn St. | 9 | 1 | 0 | Marino Casem |
| | N.C. A&T | 8 | 1 | 0 | Hornsby Howell |
| 1969 | Alcorn St. | 8 | 0 | 1 | Marino Casem |
| 1970 | Tennessee St. | 11 | 0 | 0 | John Merritt |
| 1971 | Tennessee St. | 9 | 1 | 0 | John Merritt |

| Year | Team | Won | Lost | Tied | Coach |
|------|--------------------|-----|------|------|-----------------|
| 1972 | Grambling | 11 | 2 | 0 | Eddie Robinson |
| 1973 | Tennessee St. | 10 | 0 | 0 | John Merritt |
| 1974 | Grambling | 11 | 1 | 0 | Eddie Robinson |
| | Alcorn St. | 9 | 2 | 0 | Marino Casem |
| 1975 | Grambling | 10 | 2 | 0 | Eddie Robinson |
| 1976 | South Carolina St. | 10 | 1 | 0 | Willie Jeffries |
| 1977 | South Carolina St. | 9 | 1 | 1 | Willie Jeffries |
| | Grambling | 10 | 1 | 0 | Eddie Robinson |
| | Florida A&M | 11 | 0 | 0 | Rudy Hubbard |
| 1978 | Florida A&M | 12 | 1 | 0 | Rudy Hubbard |
| 1979 | Tennessee St. | 8 | 3 | 0 | John Merritt |
| 1980 | Grambling | 10 | 2 | 0 | Eddie Robinson |
| 1981 | South Carolina St. | 10 | 3 | 0 | Bill Davis |
| 1982 | * Tennessee St. | 9 | 0 | 1 | John Merritt |
| 1983 | Grambling | 8 | 1 | 2 | Eddie Robinson |
| 1984 | Alcorn St. | 9 | 1 | 0 | Marino Casem |
| 1985 | Jackson St. | 8 | 3 | 0 | W.C. Gorden |
| 1986 | Central St. | 10 | 1 | 1 | Billy Joe |
| 1987 | Central St. | 10 | 1 | 1 | Billy Joe |
| 1988 | Central St. | 11 | 2 | 0 | Billy Joe |
| 1989 | Central St. | 10 | 2 | 0 | Billy Joe |
| 1990 | # Central St. | 11 | 1 | 0 | Billy Joe |
| 1991 | Alabama St. | 11 | 0 | 1 | Houston Markham |
| 1992 | Grambling | 10 | 2 | 0 | Eddie Robinson |
| 1993 | Southern U. | 11 | 1 | 0 | Pete Richardson |
| 1994 | Hampton | 10 | 1 | 0 | Joe Taylor |
| 1995 | Southern U. | 11 | 1 | 0 | Pete Richardson |
| 1996 | Jackson St. | 10 | 2 | 0 | James Carson |
| 1997 | Southern U. | 11 | 1 | 0 | Pete Richardson |
| 1998 | Florida A&M | 11 | 2 | 0 | Billy Joe |
| 1999 | N.C. A&T | 11 | 2 | 0 | Bill Hayes |
| 2000 | Tuskegee | 12 | 0 | 0 | Rick Comegy |
| 2001 | Grambling | 10 | 1 | 0 | Doug Williams |
| 2002 | Grambling | 11 | 2 | 0 | Doug Williams |
| 2003 | Southern U. | 12 | 1 | 0 | Pete Richardson |
| 2004 | Hampton | 10 | 2 | 0 | Joe Taylor |
| 2005 | Grambling | 11 | 1 | 0 | Melvin Spears |

* Tennessee State's participation in the 1982 Division I-AA championship (1-1 record) voided. #NAIA Division I national champion.

American Sports Wire

Selected by American Sports Wire and compiled by Dick Simpson, Executive Director. Selected from 1990 by the American Sports Wire, P.O. Box 802031, Santa Clarita, Calif. 91380-2031. Record includes postseason games.

| Year | Team | Won | Lost | Tied | Coach |
|------|-------------|-----|------|------|-----------------|
| 1990 | N.C. A&T | 9 | 2 | 0 | Bill Hayes |
| 1991 | Alabama St. | 11 | 0 | 1 | Houston Markham |
| 1992 | Grambling | 10 | 2 | 0 | Eddie Robinson |
| 1993 | Southern U. | 11 | 1 | 0 | Pete Richardson |
| 1994 | Hampton | 10 | 1 | 0 | Joe Taylor |
| 1995 | Southern U. | 11 | 1 | 0 | Pete Richardson |
| 1996 | Jackson St. | 10 | 2 | 0 | James Carson |
| 1997 | Southern U. | 11 | 1 | 0 | Pete Richardson |
| 1998 | Florida A&M | 11 | 2 | 0 | Billy Joe |
| 1999 | N.C. A&T | 11 | 2 | 0 | Bill Hayes |
| 2000 | Grambling | 10 | 2 | 0 | Doug Williams |
| 2001 | Grambling | 10 | 1 | 0 | Doug Williams |
| 2002 | Grambling | 11 | 2 | 0 | Doug Williams |
| 2003 | Southern U. | 12 | 1 | 0 | Pete Richardson |
| 2004 | Hampton | 10 | 2 | 0 | Joe Taylor |
| 2005 | Hampton | 11 | 1 | 0 | Joe Taylor |

Heritage Bowl

The first bowl game matching historically black schools in Division I-AA. The champion of the Southwestern Athletic Conference met the champion of the Mid-Eastern Athletic Conference.

| Date | Score (Attendance) | Site |
|----------|--|-------------------|
| 12-21-91 | Alabama St. 36, N.C. A&T 13 (7,724) | Miami, Fla. |
| 1-2-93 | Grambling 45, Florida A&M 15 (11,273) | Tallahassee, Fla. |
| 1-1-94 | Southern U. 11, South Carolina St. 0 (36,128) | Atlanta, Ga. |
| 12-30-94 | South Carolina St. 31, Grambling 27 (22,179) | Atlanta, Ga. |
| 12-29-95 | Southern U. 30, Florida A&M 25 (25,164) | Atlanta, Ga. |
| 12-31-96 | Howard 27, Southern U. 24 (18,126) | Atlanta, Ga. |
| 12-27-97 | Southern U. 34, South Carolina St. 28 (32,629) | Atlanta, Ga. |
| 12-26-98 | Southern U. 28, Bethune-Cookman 2 (32, 955) | Atlanta, Ga. |
| 12-18-99 | Hampton 24, Southern U. 3 (29,561) | Atlanta, Ga. |

DIVISION I-AA

All-Time Black College Football Team

(Selected by the Sheridan Broadcasting Network in 1993)

OFFENSE

| | | |
|----|-----------------|------------------|
| QB | Doug Williams | Grambling |
| RB | Walter Payton | Jackson St. |
| RB | Tank Younger | Grambling |
| WR | Jerry Rice | Mississippi Val. |
| WR | John Stallworth | Alabama A&M |
| WR | Charlie Joiner | Grambling |
| OL | Art Shell | Md.-East. Shore |
| OL | Rayfield Wright | Fort Valley St. |
| OL | Jackie Slater | Jackson St. |
| OL | Larry Little | Bethune-Cookman |
| OL | Ernie Barnes | N.C. Central |

DEFENSE

| | | |
|----|---------------------|--------------------|
| DL | Willie Davis | Grambling |
| DL | Ed "Too Tall" Jones | Tennessee St. |
| DL | Deacon Jones | South Carolina St. |
| DL | L.C. Greenwood | Ark.-Pine Bluff |
| LB | Robert Brazile | Jackson St. |
| LB | Harry Carson | South Carolina St. |
| LB | Willie Lanier | Morgan St. |
| DB | Mel Blount | Southern U. |
| DB | Lem Barney | Jackson St. |
| DB | Donnie Shell | South Carolina St. |
| DB | Everson Walls | Grambling |



Individual and Team Collegiate Records

| | |
|-------------------------------------|-----|
| Individual Collegiate Records | 188 |
| Team Collegiate Records | 206 |



Individual Collegiate Records

Individual collegiate records are determined by comparing the best records in all four divisions (I-A, I-AA, II and III) in comparable categories. Before 2002, postseason games were not included in NCAA final football statistics or records. Beginning with the 2002 season, all postseason games were included in NCAA final football statistics and records. Included are career records of players who played in two divisions (e.g., Dennis Shaw of San Diego St., Howard Stevens of Randolph-Macon and Louisville, and Tom Ehrhardt of C.W. Post and Rhode Island). Players who played seasons other than in the NCAA will have statistics only including NCAA seasons.

Total Offense

CAREER YARDS PER GAME

(Minimum 5,500 Yards; Player must have concluded his career)

| Player, Team (Division[s]) | Years | G | Plays | Yards | TDR‡ | Yd. PG |
|--|-------------|----|--------|---------|------|--------|
| Steve McNair, Alcorn St. (I-AA) | 1991-94 | 42 | 2,055 | 16,823 | 152 | 400.5 |
| Tim Rattay, Louisiana Tech (I-A) | 1997-99 | 33 | 1,705 | 12,618 | 117 | 382.4 |
| Justin Peery, Westminster (Mo.) (III) | 1996-99 | 39 | 2,001 | 13,645 | *166 | 349.9 |
| Aaron Flowers, Cal St. Northridge (I-AA) | 1996-97 | 20 | 944 | 6,754 | 60 | 337.7 |
| Terry Peebles, Hanover (III) | 1992-95 | 23 | 1,140 | 7,672 | 89 | 333.6 |
| David Macchi, Valparaiso (I-AA) | 2002-03 | 23 | 1,047 | 7,628 | 65 | 331.7 |
| Dave Dickenson, Montana (I-AA) | 1992-95 | 35 | 1,539 | 11,523 | 116 | 329.2 |
| Willie Totten, Mississippi Val. (I-AA) | 1982-85 | 40 | 1,812 | 13,007 | 157 | 325.2 |
| Grady Benton, West Tex. A&M (II) | 1994-95 | 18 | 844 | 5,831 | 55 | 323.9 |
| Bruce Eugene, Grambling (I-AA) | \$2001-05 | 46 | 1,998 | 14,720 | 159 | 320.0 |
| Timmy Chang, Hawaii (I-A) | \$2000-04 | 53 | *2,587 | *16,910 | 123 | 319.1 |
| Ty Detmer, Brigham Young (I-A) | 1988-91 | 46 | 1,795 | 14,665 | 135 | 318.8 |
| Neil Lomax, Portland St. (II; I-AA) | 1977; 78-80 | 42 | 1,901 | 13,345 | 120 | 317.7 |
| Brett Dietz, Hanover (III) | 2002-03 | 22 | 1,054 | 6,969 | 72 | 316.7 |
| Drew Miller, Montana (I-AA) | 1999-00 | 18 | 708 | 5,628 | 47 | 312.7 |
| Adam Ryan, Wilmington (Ohio) (III) | 1998-01 | 33 | 1,520 | 10,314 | 47 | 312.5 |
| Kirk Baumgartner, Wis.-Stevens Point (III) | 1986-89 | 41 | 2,007 | 12,767 | 110 | 311.4 |
| Mike Perez, San Jose St. (I-A) | 1986-87 | 20 | 875 | 6,182 | 37 | 309.1 |
| Doug Nussmeier, Idaho (I-AA) | 1990-93 | 39 | 1,556 | 12,054 | 109 | 309.1 |
| Josh Wallwork, Wyoming (I-A) | 1995-96 | 22 | 845 | 6,753 | 60 | 307.0 |
| Oteman Sampson, Florida A&M (I-AA) | 1996-97 | 22 | 906 | 6,751 | 57 | 306.9 |
| Dan Cole, Rensselaer (III) | 2001-03 | 31 | 1,488 | 9,487 | 100 | 306.0 |
| Doug Gaynor, Long Beach St. (I-A) | 1984-85 | 22 | 1,067 | 6,710 | 45 | 305.0 |
| Tod Mayfield, West Tex. A&M (I-AA; II) | 1984-85; 86 | 24 | 1,165 | 7,316 | 58 | 304.8 |
| Marcus Brady, Cal St. Northridge (I-AA) | 1998-01 | 43 | 2,116 | 13,095 | 123 | 304.5 |
| J.T. O'Sullivan, UC Davis (II) | 1998-01 | 29 | 987 | 8,743 | 78 | 301.5 |
| Zamir Amin, Menlo (III) | 1999-01 | 26 | 1,015 | 7,836 | 87 | 301.4 |
| Jamie Martin, Weber St. (I-AA) | 1989-92 | 41 | 1,838 | 12,287 | 93 | 299.7 |
| Tony Eason, Illinois (I-A) | 1981-82 | 22 | 1,016 | 6,589 | 43 | 299.5 |
| Adam King, Howard Payne (III) | 2001-04 | 39 | 1,798 | 11,588 | 105 | 297.1 |

*Record. †See Page 10 for explanation. ‡Touchdowns-responsible-for are player's TDs scored and passed for.

SEASON YARDS PER GAME

| Player, Team (Division) | Year | G | Plays | Yards | TDR‡ | Yd. PG |
|--|-------|----|-------|--------|------|--------|
| Steve McNair, Alcorn St. (I-AA) | †1994 | 11 | 649 | 5,799 | 53 | 527.2 |
| David Klingler, Houston (I-A) | †1990 | 11 | 704 | 5,221 | 55 | 474.6 |
| Justin Peery, Westminster (Mo.) (III) | †1998 | 10 | 645 | 4,651 | 57 | 465.1 |
| B.J. Symons, Texas Tech (I-A) | †2003 | 13 | 798 | *5,976 | 52 | 459.7 |
| Willie Totten, Mississippi Val. (I-AA) | †1984 | 10 | 564 | 4,572 | 61 | 457.2 |
| Justin Peery, Westminster (Mo.) (III) | †1999 | 10 | 599 | 4,419 | 60 | 441.9 |
| Danny Ragsdale, Redlands (III) | 1999 | 9 | 464 | 3,855 | 35 | 428.3 |
| Andre Ware, Houston (I-A) | †1989 | 11 | 628 | 4,661 | 49 | 423.7 |
| Zamir Amin, Menlo (III) | †2000 | 10 | 511 | 4,231 | 43 | 423.1 |
| Ty Detmer, Brigham Young (I-A) | 1990 | 12 | 635 | 5,022 | 45 | 418.5 |
| Grady Benton, West Tex. A&M (II) | †1994 | 9 | 505 | 3,699 | 35 | 411.0 |
| Steve McNair, Alcorn St. (I-AA) | †1992 | 10 | 519 | 4,057 | 39 | 405.7 |
| Perry Klein, C.W. Post (II) | †1993 | 10 | 499 | 4,052 | 41 | 405.2 |
| Tim Rattay, Louisiana Tech (I-A) | †1998 | 12 | 602 | 4,840 | 47 | 403.3 |
| Mike Maxwell, Nevada (I-A) | †1995 | 9 | 443 | 3,623 | 34 | 402.6 |
| Chris Redman, Louisville (I-A) | 1998 | 10 | 513 | 4,009 | 31 | 400.9 |
| Terry Peebles, Hanover (III) | †1995 | 10 | 572 | 3,981 | 43 | 398.1 |
| Steve Young, Brigham Young (I-A) | †1983 | 11 | 531 | 4,346 | 41 | 395.1 |
| Jamie Martin, Weber St. (I-AA) | †1991 | 11 | 591 | 4,337 | 37 | 394.3 |
| Chris Vargas, Nevada (I-A) | †1993 | 11 | 535 | 4,332 | 35 | 393.8 |

*Record. †National total-offense champion. ‡Touchdowns-responsible-for are player's TDs scored and passed for.

CAREER YARDS

| Player, Team (Division[s]) | Years | Plays | Yards | Avg. |
|--|-------------|--------|--------|-------|
| Timmy Chang, Hawaii (I-A) | \$2000-04 | *2,587 | 16,910 | 6.54 |
| Steve McNair, Alcorn St. (I-AA) | 1991-94 | 2,055 | 16,823 | 8.19 |
| Bruce Eugene, Grambling (I-AA) | \$2001-05 | 1,998 | 14,720 | 7.37 |
| Ty Detmer, Brigham Young (I-A) | 1988-91 | 1,795 | 14,665 | 8.17 |
| Justin Peery, Westminster (Mo.) (III) | 1996-99 | 2,001 | 13,645 | 6.82 |
| Philip Rivers, North Carolina St. (I-A) | 2000-03 | 1,422 | 13,582 | *9.55 |
| Neil Lomax, Portland St. (II; I-AA) | 1977; 78-80 | 1,901 | 13,345 | 7.02 |
| Marcus Brady, Cal St. Northridge (I-AA) | 1998-01 | 2,116 | 13,095 | 6.19 |
| Brad Smith, Missouri (I-A) | 2002-05 | 2,283 | 13,088 | 5.73 |
| Willie Totten, Mississippi Val. (I-AA) | 1982-85 | 1,812 | 13,007 | 7.18 |
| Adam Knoblauch, Delaware Valley (III) | 2002-05 | 1,985 | 12,833 | 6.46 |
| Kirk Baumgartner, Wis.-Stevens Point (III) | 1986-89 | 2,007 | 12,767 | 6.36 |
| Luke McCown, Louisiana Tech (I-A) | 2000-03 | 2,049 | 12,731 | 6.21 |
| Tim Rattay, Louisiana Tech (I-A) | 1997-99 | 1,705 | 12,618 | 7.40 |
| Jimmy Terwilliger, East Stroudsburg (II) | 2003-05 | 1,451 | 12,594 | 8.68 |
| Robert Kent, Jackson St. (I-AA) | 2000-03 | 1,928 | 12,538 | 6.33 |
| Joey Conrad, Glenville St. (II) | 2002-05 | 1,898 | 12,491 | 6.58 |
| James McNear, Concordia-St. Paul (II) | 2002-05 | 1,746 | 12,446 | 7.13 |
| Daunte Culpepper, UCF (I-AA; I-A) | 1995-98 | 1,847 | 12,432 | 6.73 |
| Chad Pennington, Marshall (I-AA, I-A) | 1995; 97-99 | 1,719 | 12,313 | 7.16 |
| Jamie Martin, Weber St. (I-AA) | 1989-92 | 1,838 | 12,287 | 6.68 |
| Kliff Kingsbury, Texas Tech (I-A) | 1999-02 | 2,156 | 12,263 | 5.69 |
| John Port, Albright (III) | \$2001-05 | 1,816 | 12,195 | 6.72 |
| Travis Lulay, Montana St. (I-AA) | 2002-05 | 2,006 | 12,190 | 6.08 |
| Chris Redman, Louisville (I-A) | 1996-99 | 1,846 | 12,129 | 6.57 |
| Byron Leftwich, Marshall (I-A) | \$1998-02 | 1,621 | 12,084 | 7.45 |
| Doug Nussmeier, Idaho (I-AA) | 1990-93 | 1,556 | 12,054 | 7.75 |
| Curt Anes, Grand Valley St. (II) | 1999-02 | 1,527 | 11,881 | 7.78 |
| Drew Brees, Purdue (I-A) | 1997-00 | 1,754 | 11,815 | 6.74 |
| Andrew Webb, Fort Lewis (II) | 2000-03 | 2,216 | 11,789 | 5.32 |

*Record. †Active player. \$See Page 10 for explanation.

SEASON YARDS

| Player, Team (Division) | Year | G | Plays | Yards | Avg. |
|--|-------|----|-------|-------|------|
| B.J. Symons, Texas Tech (I-A) | †2003 | 13 | 798 | 5,976 | 7.49 |
| Steve McNair, Alcorn St. (I-AA) | †1994 | 11 | 649 | 5,799 | 8.94 |
| Chad Friehtauf, Colorado Mines (II) | †2004 | 13 | 660 | 5,363 | 8.13 |
| David Klingler, Houston (I-A) | †1990 | 11 | 704 | 5,221 | 7.42 |
| Ty Detmer, Brigham Young (I-A) | 1990 | 12 | 635 | 5,022 | 7.91 |
| Bruce Eugene, Grambling (I-AA) | 2002 | 13 | 680 | 5,018 | 7.38 |
| Jimmy Terwilliger, East Stroudsburg (II) | †2005 | 14 | 551 | 4,960 | 9.00 |
| Kliff Kingsbury, Texas Tech (I-A) | 2002 | 14 | *814 | 4,903 | 6.02 |
| Tim Rattay, Louisiana Tech (I-A) | †1998 | 12 | 602 | 4,840 | 8.04 |
| Brett Elliott, Linfield (III) | †2004 | 13 | 472 | 4,663 | 9.88 |
| Andre Ware, Houston (I-A) | †1989 | 11 | 628 | 4,661 | 7.42 |
| Justin Peery, Westminster (Mo.) (III) | †1998 | 10 | 645 | 4,651 | 6.58 |
| Josh Harris, Bowling Green (I-A) | 2003 | 14 | 709 | 4,643 | 6.55 |
| Jim McMahon, Brigham Young (I-A) | †1980 | 12 | 540 | 4,627 | 8.57 |
| Philip Rivers, North Carolina St. (I-A) | 2003 | 13 | 561 | 4,600 | 8.20 |
| Ben Roethlisberger, Miami (Ohio) (I-A) | 2003 | 14 | 562 | 4,597 | 8.18 |
| Dustin Long, Sam Houston St. (I-AA) | 2004 | 14 | 576 | 4,576 | 7.94 |
| Sonny Cumbie, Texas Tech (I-A) | †2004 | 12 | 694 | 4,575 | 6.59 |
| Willie Totten, Mississippi Val. (I-AA) | †1984 | 10 | 564 | 4,572 | 8.11 |
| Bruce Eugene, Grambling (I-AA) | †2005 | 12 | 456 | 4,517 | 8.43 |

*Record. †National total-offense champion.

SINGLE-GAME YARDS

| Yds. | Div. | Player, Team (Opponent) | Date |
|------|------|---|----------------|
| 732 | I-A | David Klingler, Houston (Arizona St.) | Dec. 2, 1990 |
| 723 | III | Zamir Amin, Menlo (Cal Lutheran) | Oct. 7, 2000 |
| 696 | I-A | Matt Vogler, TCU (Houston) | Nov. 3, 1990 |
| 681 | I-A | B.J. Symons, Texas Tech (Mississippi) | Sept. 27, 2003 |
| 668 | I-AA | Robert Kent, Jackson St. (Alabama St.) | Oct. 6, 2001 |
| 660 | II | Andrew Webb, Fort Lewis (Mesa St.) | Nov. 16, 2002 |
| 657 | I-A | Brian Lindgren, Idaho (Middle Tenn.) | Oct. 6, 2001 |
| 652 | II | Matt Kohn, Indianapolis (Michigan Tech) | Sept. 20, 2003 |
| 651 | II | Wilkie Perez, Glenville St. (Concord) | Oct. 25, 1997 |
| 649 | I-AA | Steve McNair, Alcorn St. (Southern U.) | Oct. 22, 1994 |
| 647 | I-AA | Steve McNair, Alcorn St. (Chattanooga) | Sept. 10, 1994 |
| 643 | I-AA | Jamie Martin, Weber St. (Idaho St.) | Nov. 23, 1991 |
| 641 | I-AA | Bruce Eugene, Grambling (Prairie View) | Oct. 1, 2005 |
| 633 | I-AA | Steve McNair, Alcorn St. (Grambling) | Sept. 3, 1994 |
| 631 | II | Jayce Goree, Glenville St. (Concord) | Oct. 24, 1998 |
| 630 | III | Justin Peery, Westminster (Mo.) (Colorado Col.) | Oct. 30, 1999 |
| 628 | III | Justin Peery, Westminster (Mo.) (MacMurray) | Nov. 14, 1998 |
| 625 | I-A | David Klingler, Houston (TCU) | Nov. 3, 1990 |
| 625 | I-A | Scott Mitchell, Utah (Air Force) | Oct. 15, 1988 |
| 624 | I-AA | Steve McNair, Alcorn St. (Samford) | Oct. 29, 1994 |
| 623 | II | Perry Klein, C.W. Post (Salisbury) | Nov. 6, 1993 |
| 621 | I-AA | Willie Totten, Mississippi Val. (Prairie View) | Oct. 27, 1984 |
| 618 | I-A | B.J. Symons, Texas Tech (North Carolina St.) | Sept. 20, 2003 |

| Yds. | Div. | Player, Team (Opponent) | Date |
|------|------|---|----------------|
| 617 | III | Justin Peery, Westminster (Mo.) (Principia) | Oct. 17, 1998 |
| 614 | I-AA | Bryan Martin, Weber St. (Cal Poly) | Sept. 23, 1995 |
| 614 | II | Alfred Montez, Western N.M. (West Tex. A&M) | Oct. 8, 1994 |
| 612 | I-A | Jimmy Klingler, Houston (Rice) | Nov. 28, 1992 |
| 610 | II | Andrew Webb, Fort Lewis (Western N.M.) | Nov. 2, 2002 |
| 604 | I-A | Cody Hodges, Texas Tech (Kansas St.) | Oct. 15, 2005 |
| 604 | I-AA | Steve McNair, Alcorn St. (Jackson St.) | Nov. 21, 1992 |
| 603 | I-A | Ty Detmer, Brigham Young (San Diego St.) | Nov. 16, 1991 |
| 601 | I-A | Troy Kopp, Pacific (New Mexico St.) | Oct. 20, 1990 |

Rushing

CAREER YARDS PER GAME

(Minimum 2,500 Yards; Player must have concluded his career)

| Player, Team (Division[s]) | Years | G | Plays | Yards | TD | Yd. PG |
|--|---------------|----|-------|--------|----|--------|
| Arnold Mickens, Butler (I-AA) | 1994-95 | 20 | 763 | 3,813 | 29 | 190.7 |
| R.J. Bowers, Grove City (III) | 1997-00 | 40 | 1,188 | *7,353 | 91 | 183.8 |
| Anthony Gray, Western N.M. (II) | 1997-98 | 19 | 503 | 3,484 | 19 | 183.4 |
| Ed Marinaro, Cornell (I-A) | 1969-71 | 27 | 918 | 4,715 | 50 | 174.6 |
| Antoine Bagwell, California (Pa.) (II) | 2004-05 | 20 | 432 | 3,353 | 41 | 167.7 |
| Damian Beane, Shepherd (II) | 1996-99 | 38 | 1,065 | 6,346 | 58 | 167.0 |
| Rob Marchitello, Maine Maritime (III) | 1993-95 | 26 | 879 | 4,300 | 59 | 165.4 |
| O.J. Simpson, Southern California (I-A) | 1967-68 | 19 | 621 | 3,214 | 33 | 164.4 |
| Kelvin Gladney, Millsaps (III) | 1993-94 | 19 | 510 | 3,085 | 36 | 162.4 |
| Johnny Bailey, Tex. A&M-Kingsville (II) | 1986-89 | 39 | 885 | 6,320 | 66 | 162.1 |
| Brett Trichilo, Wilkes (III) | 2001-04 | 36 | 981 | 5,837 | 63 | 162.1 |
| Tyrone Morgan, Northern St. (II) | 1998-00 | 30 | 830 | 4,816 | 56 | 160.5 |
| Herschel Walker, Georgia (I-A) | 1980-82 | 33 | 994 | 5,259 | 49 | 159.4 |
| Brian Shay, Emporia St. (II) | 1995-98 | 44 | 1,007 | 6,958 | 81 | 158.1 |
| Carey Bender, Coe (III) | 1991-94 | 39 | 926 | 6,125 | 71 | 157.1 |
| Brad Olson, Lawrence (III) | 1994-97 | 34 | 792 | 5,325 | 44 | 156.6 |
| Steve Tardif, Maine Maritime (III) | 1996-99 | 39 | 1,190 | 6,093 | 50 | 156.2 |
| Adrian Peterson, Ga. Southern (I-AA) | 1998-01 | 42 | 996 | 6,559 | 84 | 156.2 |
| Kirk Mathieu, Maine Maritime (III) | \$1989-93 | 33 | 964 | 5,107 | 41 | 154.8 |
| Josh Ranek, South Dakota St. (II) | \$1997-01 | 44 | 1,131 | 6,794 | 62 | 154.4 |
| Aaron Stecker, Western Ill. (I-AA) | 1997-98 | 20 | 550 | 3,081 | 36 | 154.1 |
| Tim Hall, Robert Morris (I-AA) | 1994-95 | 19 | 393 | 2,908 | 27 | 153.1 |
| Fred Lane, Lane (II) | 1994-96 | 29 | 700 | 4,433 | 41 | 152.9 |
| Terry Underwood, Wagner (III) | 1985-88 | 33 | 742 | 5,010 | 52 | 151.8 |
| Kavin Gailliard, American Int'l (II) | 1996-99 | 43 | 950 | 6,523 | 69 | 151.7 |
| Jerry Azumah, New Hampshire (I-AA) | 1995-98 | 41 | 1,044 | 6,193 | 60 | 151.0 |
| LeShon Johnson, Northern Ill. (I-A) | 1992-93 | 22 | 592 | 3,314 | 18 | 150.6 |
| Reggie Greene, Siena (I-AA) | 1994-97 | 36 | 890 | 5,415 | 45 | 150.4 |
| Ole Gunderson, St. Olaf (II) | 1969-71 | 27 | 639 | 4,060 | 56 | 150.4 |
| Richard Huntley, Winston-Salem (II) | 1992-95 | 42 | 932 | 6,286 | 57 | 149.7 |
| Tony Sutton, Findlay (II); Wooster (III) | 2001; 2002-04 | 38 | 851 | 5,685 | 76 | 149.6 |
| Nick Hartigan, Brown (I-AA) | 2003-05 | 30 | 912 | 4,488 | 52 | 149.6 |

*Record. \$See Page 10 for explanation.

SEASON YARDS PER GAME

| Player, Team (Division) | Year | G | Plays | Yards | TD | Yd. PG |
|---|-------|----|-------|--------|-----|--------|
| Barry Sanders, Oklahoma St. (I-A) | †1988 | 11 | 344 | 2,628 | *37 | 238.9 |
| Dante Brown, Marietta (III) | †1996 | 10 | 314 | 2,385 | 25 | 238.5 |
| R.J. Bowers, Grove City (III) | †1998 | 10 | 329 | 2,283 | 34 | 228.3 |
| Arnold Mickens, Butler (I-AA) | †1994 | 10 | 409 | 2,255 | 18 | 225.5 |
| Carey Bender, Coe (III) | †1994 | 10 | 295 | 2,243 | 29 | 224.3 |
| Anthony Gray, Western N.M. (II) | †1997 | 10 | 277 | 2,220 | 12 | 222.0 |
| Kavin Gailliard, American Int'l (II) | †1999 | 12 | 320 | *2,653 | 32 | 221.1 |
| Tony Sutton, Wooster (III) | †2003 | 9 | 271 | 1,955 | 30 | 217.2 |
| Marcus Allen, Southern California (I-A) | †1981 | 11 | 403 | 2,342 | 22 | 212.9 |
| Ian Smart, C.W. Post (II) | †2001 | 12 | 308 | 2,536 | 33 | 211.3 |
| R.J. Bowers, Grove City (III) | †1999 | 10 | 344 | 2,098 | 25 | 209.8 |
| Ed Marinaro, Cornell (I-A) | †1971 | 9 | 356 | 1,881 | 24 | 209.0 |
| Brian Shay, Emporia St. (II) | †1998 | 11 | 293 | 2,265 | 29 | 205.9 |
| Charles Roberts, Sacramento St. (I-AA) | †1998 | 11 | 386 | 2,260 | 19 | 205.5 |
| Irv Sigler, Bloomsburg (II) | 1997 | 10 | 299 | 2,038 | 20 | 203.8 |
| Ricky Gales, Simpson (III) | †1989 | 10 | 297 | 2,035 | 26 | 203.5 |
| Tony Vinson, Towson (I-AA) | †1993 | 10 | 293 | 2,016 | 23 | 201.6 |
| Terry Underwood, Wagner (III) | †1988 | 9 | 245 | 1,809 | 21 | 201.0 |
| Jerry Azumah, New Hampshire (I-AA) | 1998 | 11 | 342 | 2,195 | 22 | 199.6 |
| Troy Davis, Iowa St. (I-A) | †1996 | 11 | 402 | 2,185 | 21 | 198.6 |

*Record. †National champion.

CAREER YARDS

| Player, Team (Division[s]) | Years | Plays | Yards | Avg. |
|-----------------------------------|-----------|-------|-------|------|
| R.J. Bowers, Grove City (III) | 1997-00 | 1,188 | 7,353 | 6.19 |
| Brian Shay, Emporia St. (II) | 1995-98 | 1,007 | 6,958 | 6.91 |
| Josh Ranek, South Dakota St. (II) | \$1997-01 | 1,131 | 6,794 | 6.01 |

| Player, Team (Division[s]) | Years | Plays | Yards | Avg. |
|--|---------------|-------|-------|--------|
| Ian Smart, C.W. Post (II) | 1999-02 | 877 | 6,647 | ++7.58 |
| Adrian Peterson, Ga. Southern (I-AA) | 1998-01 | 996 | 6,559 | 6.59 |
| Charles Roberts, Sacramento St. (I-AA) | 1997-00 | 1,124 | 6,553 | 5.83 |
| Kavin Gailliard, American Int'l (II) | 1996-99 | 950 | 6,523 | 6.87 |
| Ron Dayne, Wisconsin (I-A) | 1996-99 | 1,115 | 6,397 | 5.74 |
| Damian Beane, Shepherd (II) | 1996-99 | 1,065 | 6,346 | 5.96 |
| Johnny Bailey, Tex. A&M-Kingsville (II) | 1986-89 | 885 | 6,320 | 7.14 |
| Richard Huntley, Winston-Salem (II) | 1992-95 | 932 | 6,286 | 6.74 |
| Ricky Williams, Texas (I-A) | 1995-98 | 1,011 | 6,279 | 6.21 |
| Jerry Azumah, New Hampshire (I-AA) | 1995-98 | 1,044 | 6,193 | 5.93 |
| Jarrett Anderson, Truman (II) | 1993-96 | 979 | 6,166 | 6.30 |
| Carey Bender, Coe (III) | 1991-94 | 926 | 6,125 | 6.61 |
| Steve Tardif, Maine Maritime (III) | 1996-99 | 1,190 | 6,093 | 5.12 |
| Tony Dorsett, Pittsburgh (I-A) | 1973-76 | 1,074 | 6,082 | 5.66 |
| DeAngelo Williams, Memphis (I-A) | 2002-05 | 969 | 6,026 | 6.22 |
| Charles Dunn, Portland St. (II; I-AA) | 1997; 98-00 | 1,098 | 6,007 | 5.47 |
| Roger Graham, New Haven (II) | 1991-94 | 821 | 5,953 | 7.25 |
| Brett Trichilo, Wilkes (III) | 2001-04 | 981 | 5,837 | 5.95 |
| Anthony Russo, St. John's (N.Y.) (III) | 1990-93 | 1,152 | 5,834 | 5.06 |
| Eddie Acosta, Bemidji St. (II) | \$1999-03 | 1,038 | 5,792 | 5.58 |
| Tony Sutton, Findlay (II); Wooster (III) | 2001; 2002-04 | 851 | 5,685 | 6.68 |
| Wesley Cates, California (Pa.) (II) | 1998-01 | 937 | 5,647 | 6.03 |
| Charles White, Southern California (I-A) | 1976-79 | 1,023 | 5,598 | 5.47 |
| Travis Prentice, Miami (Ohio) (I-A) | 1996-99 | 1,138 | 5,596 | 4.92 |
| Joe Dudek, Plymouth St. (III) | 1982-85 | 785 | 5,570 | 7.10 |
| Cedric Benson, Texas (I-A) | 2001-04 | 1,112 | 5,540 | 4.98 |
| Matt Cannon, Southern Utah (QB) (I-AA) | 1997-00 | 757 | 5,489 | 7.25 |

++Record for minimum 600 carries. \$See Page 10 for explanation.

SEASON YARDS

| Player, Team (Division) | Year | G | Plays | Yards | Avg. |
|---|-------|----|-------|-------|------|
| Kavin Gailliard, American Int'l (II) | ↑1999 | 12 | 320 | 2,653 | 8.29 |
| Barry Sanders, Oklahoma St. (I-A) | ↑1988 | 11 | 344 | 2,628 | 7.64 |
| Ian Smart, C.W. Post (II) | ↑2001 | 12 | 308 | 2,536 | 8.23 |
| Justin Beaver, Wis.-Whitewater (III) | ↑2005 | 14 | 428 | 2,420 | 5.65 |
| Dante Brown, Marietta (III) | ↑1996 | 10 | 314 | 2,385 | 7.60 |
| Marcus Allen, Southern California (I-A) | ↑1981 | 11 | 403 | 2,342 | 5.81 |
| Jamaal Branch, Colgate (I-AA) | ↑2003 | 16 | 450 | 2,326 | 5.17 |
| Dan Pugh, Mount Union (III) | ↑2002 | 14 | 384 | 2,300 | 5.99 |
| R.J. Bowers, Grove City (III) | ↑1998 | 10 | 329 | 2,283 | 6.94 |
| Brian Shay, Emporia St. (II) | ↑1998 | 11 | 293 | 2,265 | 7.73 |
| Charles Roberts, Sacramento St. (I-AA) | ↑1998 | 11 | 386 | 2,260 | 5.85 |
| Jamar Brittingham, Bloomsburg (II) | ↑2005 | 12 | 316 | 2,260 | 7.15 |
| Arnold Mickens, Butler (I-AA) | ↑1994 | 10 | 409 | 2,255 | 5.51 |

| Player, Team (Division) | Year | G | Plays | Yards | Avg. |
|--------------------------------------|-------|----|-------|-------|-------|
| Carey Bender, Coe (III) | ↑1994 | 10 | 295 | 2,243 | 7.60 |
| Tony Sutton, Wooster (III) | ↑2004 | 12 | 352 | 2,240 | 6.36 |
| Anthony Gray, Western N.M. (II) | ↑1997 | 10 | 277 | 2,220 | 8.01 |
| Germaine Race, Pittsburg St. (II) | 2004 | 15 | 247 | 2,213 | ↑8.96 |
| Jerry Azumah, New Hampshire (I-AA) | 1998 | 11 | 342 | 2,195 | 6.42 |
| Mark Robinson, St. John Fisher (III) | 2004 | 12 | 386 | 2,194 | 5.68 |
| Troy Davis, Iowa St. (I-A) | ↑1996 | 11 | 402 | 2,185 | 5.44 |

*Record. †National champion. ††Record for minimum 214 carries.

SINGLE-GAME YARDS

| Yds. | Div. | Player, Team (Opponent) | Date |
|------|------|--|----------------|
| 441 | III | Dante Brown, Marietta (Baldwin-Wallace) | Oct. 5, 1996 |
| 437 | I-AA | Maurice Hicks, N.C. A&T (Morgan St.) | Oct. 6, 2001 |
| 436 | III | A.J. Pittorino, Hartwick (Waynesburg) | Nov. 2, 1996 |
| 417 | III | Carey Bender, Coe (Grinnell) | Oct. 9, 1993 |
| 413 | III | Dante Brown, Marietta (Heidelberg) | Nov. 9, 1996 |
| 410 | II | Andrew Terry, Ferris St. (Findlay) | Oct. 2, 2004 |
| 409 | I-AA | Charles Roberts, Sacramento St. (Idaho St.) | Nov. 6, 1999 |
| 406 | I-A | LaDainian Tomlinson, TCU (UTEP) | Nov. 20, 1999 |
| 405 | II | Alvon Brown, Kentucky St. (Ky. Wesleyan) | Sept. 16, 2000 |
| 403 | II | Rob Davidson, Fairmont St. (Concord) | Nov. 14, 1998 |
| 396 | I-A | Tony Sands, Kansas (Missouri) | Nov. 23, 1991 |
| 393 | I-AA | Ryan Fuqua, Portland St. (Eastern Wash.) | Nov. 10, 2001 |
| 391 | III | Andrew Moadlo, Wis.-La Crosse (Wis.-Stout) | Nov. 1, 2003 |
| 390 | III | Paul Smith, Gettysburg (Muhlenberg) | Oct. 23, 1999 |
| 386 | I-A | Marshall Faulk, San Diego St. (Pacific) | Sept. 14, 1991 |
| 385 | III | Jason Meyers, St. John Fisher (Rochester) | Sept. 13, 2003 |
| 384 | II | R.J. Rollins, Minn.-Crookston (Minn. St. Moorhead) | Nov. 6, 2004 |
| 382 | III | Shane Davis, Loras (Dubuque) | Nov. 8, 1997 |
| 382 | III | Pete Baranek, Carthage (North Central [Ill.]) | Oct. 5, 1985 |
| 382 | II | Kelly Ellis, UNI (Western Ill.) | Oct. 13, 1979 |
| 380 | II | Garrion Corbin, Tiffin (Quincy) | Nov. 16, 2002 |
| 379 | I-AA | Reggie Greene, Siena (St. John's [N.Y.]) | Nov. 2, 1996 |
| 378 | II | Jason Broom, Fort Hays St. (Okla. Panhandle) | Oct. 6, 2001 |
| 378 | I-A | Troy Davis, Iowa St. (Missouri) | Sept. 28, 1996 |
| 377 | III | Antwan Harris, Mount Ida (Becker) | Sept. 24, 2005 |
| 377 | I-A | Robbie Mixon, Central Mich. (Eastern Mich.) | Nov. 2, 2002 |
| 377 | I-A | Anthony Thompson, Indiana (Wisconsin) | Nov. 11, 1989 |
| 376 | I-A | Travis Prentice, Miami (Ohio) (Akron) | Nov. 6, 1999 |
| 373 | I-A | Astron Whatley, Kent St. (Eastern Mich.) | Sept. 20, 1997 |
| 373 | II | Dallas Garber, Marietta (Wash. & Jeff.) | Nov. 7, 1959 |
| 370 | II | Jim Baier, Wis.-River Falls (Wis.-Stevens Point) | Nov. 5, 1966 |
| 370 | II | Jim Hissam, Marietta (Bethany [W.V.]) | Nov. 15, 1958 |

Passing

CAREER PASSING EFFICIENCY

(Minimum 475 Completions; Player must have concluded his career)

| Player, Team (Division[s]) | Years | Att. | Cmp. | Int. | Pct. | Yds. | TD | Pts. |
|---|------------------|-------|------|------|------|--------|-----|-------|
| Bill Borchert, Mount Union (III) | 1994-97 | 1,009 | 671 | 17 | .665 | 10,201 | 141 | 194.2 |
| Gary Smeck, Mount Union (III) | 1997-00 | 752 | 504 | 15 | .670 | 7,764 | 83 | 186.2 |
| Brett Elliott, Utah (I-A); Linfield (III) | \$2001-03, 04-05 | 1,113 | 726 | 30 | .652 | 10,626 | 122 | 174.9 |
| Roy Hampton, Trinity (Tex.) (III) | \$1998-02 | 942 | 600 | 26 | .637 | 8,869 | 94 | 170.2 |
| Dusty Bonner, Kentucky (I-A); Valdosta St. (II) | 1997, 99-01 | 1,233 | 861 | 27 | .698 | 10,501 | 123 | 169.9 |
| J.T. O'Sullivan, UC Davis (II) | 1998-01 | 808 | 510 | 32 | .631 | 8,143 | 72 | 169.3 |
| J.D. Ricca, Hampden-Sydney (III) | 2002-05 | 920 | 584 | 28 | .635 | 8,626 | 91 | 168.8 |
| Ryan Dinwiddie, Boise St. (I-A) | 2000-03 | 992 | 622 | 21 | .627 | 9,819 | 82 | 168.4 |
| Erik Meyer, Eastern Wash. (I-AA) | 2002-05 | 1,097 | 721 | 17 | .657 | 10,261 | 84 | 166.5 |
| Dave Dickenson, Montana (I-AA) | 1992-95 | 1,208 | 813 | 26 | .673 | 11,080 | 96 | 166.3 |
| Corte McGuffey, Northern Colo. (II) | 1996-99 | 768 | 484 | 23 | .630 | 6,975 | 75 | 165.6 |
| Curt Anes, Grand Valley St. (II) | 1999-02 | 1,186 | 741 | 27 | .625 | 10,581 | 114 | 164.6 |
| Danny Wuertfel, Florida (I-A) | 1993-96 | 1,170 | 708 | 42 | .605 | 10,875 | 114 | 163.6 |
| Omar Jacobs, Bowling Green (I-A) | 2003-05 | 811 | 523 | 11 | .645 | 6,937 | 71 | 163.5 |
| Chad Johnson, Pacific Lutheran (III) | 1998-00 | 699 | 491 | 20 | .702 | 6,292 | 48 | 162.8 |
| Ty Detmer, Brigham Young (I-A) | 1988-91 | 1,530 | 958 | 65 | .626 | 15,031 | 121 | 162.7 |
| Steve Sarkisian, Brigham Young (I-A) | 1995-96 | 789 | 528 | 26 | .669 | 7,464 | 53 | 162.0 |
| Chris Edwards, Wash. & Jeff. (III) | 2002-05 | 923 | 561 | 30 | .608 | 8,303 | 87 | 160.9 |
| Zamir Amin, Menlo (III) | 1999-01 | 905 | 566 | 29 | .625 | 7,982 | 83 | 160.5 |
| Mike Simpson, Eureka (III)/ Eastern Ill. (I-AA) | 1993-94, 96-97 | 724 | 481 | 25 | .664 | 6,402 | 58 | 160.3 |
| Eric Rasmussen, San Diego (I-AA) | 2001-03 | 851 | 512 | 13 | .602 | 7,490 | 75 | 160.1 |
| Jim Ballard, Wilmington (Ohio)/ Mount Union (III) | 1990, 91-93 | 1,199 | 743 | 41 | .620 | 10,379 | 115 | 159.5 |
| Matt Leinart, Southern California (I-A) | 2002-05 | 1,245 | 807 | 23 | .648 | 10,693 | 99 | 159.5 |
| Justin Coleman, Neb.-Kearney (II) | 1997-00 | 1,193 | 706 | 42 | .592 | 11,213 | 99 | 158.5 |
| Troy Dougherty, Grinnell (III) | 1994, 97-99 | 1,192 | 734 | 33 | .616 | 10,140 | 109 | 157.7 |
| Bruce Gradkowski, Toledo (I-A) | 2002-05 | 1,123 | 766 | 27 | .682 | 9,225 | 85 | 157.4 |
| Billy Blanton, San Diego St. (I-A) | 1993-96 | 920 | 588 | 25 | .639 | 8,165 | 67 | 157.1 |

| Player, Team (Division[s]) | Years | Att. | Cmp. | Int. | Pct. | Yds. | TD | Pts. |
|--|----------------|-------|------|------|------|-------|----|-------|
| Jim McMahon, Brigham Young (I-A) | 1977-78, 80-81 | 1,060 | 653 | 34 | .616 | 9,536 | 84 | 156.9 |
| Lang Campbell, William & Mary (I-AA) | 2001-04 | 763 | 495 | 12 | .649 | 6,494 | 54 | 156.6 |
| Josh Lamberson, Northwest Mo. St. (II) | 2002-05 | 873 | 575 | 23 | .659 | 7,365 | 65 | 156.0 |

\$See Page 10 for explanation.

CAREER PASSING EFFICIENCY

(Minimum 375-474 Completions)

| Player, Team (Division) | Years | Att. | Cmp. | Int. | Pct. | Yds. | TD | Pts. |
|---------------------------------------|----------------|------|------|------|-------|-------|----|-------|
| Wesley Beschorner, South Dakota (II) | 2002-05 | 673 | 415 | 18 | .617 | 6,240 | 64 | 165.6 |
| Alex Smith, Utah (I-A) | 2002-04 | 587 | 389 | 8 | .663 | 5,203 | 47 | 164.4 |
| Chris Petersen, UC Davis (II) | 1985-86 | 553 | 385 | 13 | *.696 | 4,988 | 39 | 164.0 |
| Kurt Ramler, St. John's (Minn.) (III) | 1994-96 | 722 | 420 | 16 | .582 | 6,475 | 75 | 163.4 |
| Danny Ragsdale, Redlands (III) | 1997-99 | 610 | 386 | 17 | .633 | 5,560 | 51 | 161.9 |
| Dan DesPlaines, Trinity (Tex.) (III) | 2001-04 | 720 | 461 | 19 | .640 | 6,374 | 60 | 160.6 |
| Drew Miller, Montana (I-AA) | 1999-00 | 654 | 430 | 14 | .657 | 5,900 | 46 | 160.5 |
| Kyle Adamson, Allegheny (III) | 1995-97 | 608 | 388 | 18 | .638 | 5,506 | 48 | 160.0 |
| Will Hall, North Ala. (II) | 2002-03 | 693 | 471 | 21 | .680 | 6,166 | 42 | 156.7 |
| Jason Baer, Wash. & Jeff. (III) | 1993-96 | 671 | 406 | 24 | .605 | 5,632 | 66 | 156.3 |
| Tony Racioppi, Rowan (III) | 2000-02 | 669 | 386 | 28 | .577 | 5,881 | 66 | 155.7 |
| Joe Germaine, Ohio St. (I-A) | 1996-98 | 660 | 399 | 18 | .605 | 5,844 | 52 | 155.4 |
| Chad Johnson, Pacific Lutheran (III) | 1998-00 | 699 | 433 | 20 | .619 | 6,292 | 48 | 154.5 |
| Joel Parrett, Bluffton (III) | 1996-99 | 633 | 412 | 28 | .651 | 5,684 | 43 | 154.1 |
| Rick Hebert, American Int'l (II) | 1996-99 | 699 | 423 | 16 | .605 | 5,990 | 55 | 153.9 |
| Mark Washington, Jackson St. (I-AA) | 1996-99 | 724 | 384 | 24 | .530 | 6,561 | 68 | 153.5 |
| Joe Blake, Simpson (III) | 1987-90 | 672 | 399 | 15 | .594 | 6,183 | 43 | 153.3 |
| Vinny Testaverde, Miami (Fla.) (I-A) | 1982, 84-86 | 674 | 413 | 25 | .613 | 6,058 | 48 | 152.9 |
| Jim McMillan, Boise St. (II) | 1971-74 | 640 | 382 | 29 | .597 | 5,508 | 58 | 152.8 |
| Sean Hoolihan, Wis.-Eau Claire (III) | 1996-98 | 686 | 413 | 23 | .602 | 6,301 | 46 | 152.8 |
| Josh Wallwork, Wyoming (I-A) | 1995-96 | 729 | 449 | 28 | .616 | 6,453 | 54 | 152.7 |
| Brian Eyerman, Indiana (Pa.) (II) | 1999-02 | 837 | 467 | 32 | .558 | 7,409 | 76 | 152.5 |
| Trent Dilfer, Fresno St. (I-A) | 1991-93 | 774 | 461 | 21 | .596 | 6,944 | 51 | 151.2 |
| Chris Greisen, Northwest Mo. St. (II) | 1995-98 | 653 | 379 | 22 | .580 | 5,741 | 51 | 150.9 |
| Greg Lister, Rowan (III) | 1994-97 | 773 | 454 | 29 | .587 | 6,553 | 66 | 150.6 |
| Aaron Rodgers, California (I-A) | 2002-04 | 665 | 424 | 13 | .638 | 5,469 | 43 | 150.3 |
| Troy Aikman, Oklahoma/UCLA (I-A) | 1984-85, 87-88 | 637 | 401 | 18 | .630 | 5,436 | 40 | 149.7 |
| Chuck Hartlieb, Iowa (I-A) | 1985-88 | 716 | 461 | 17 | .643 | 6,269 | 34 | 148.9 |
| Jay Johnson, UNI (I-AA) | 1989-92 | 744 | 397 | 25 | .534 | 7,049 | 51 | 148.9 |
| Matt Nagy, Delaware (I-AA) | 1997-00 | 771 | 433 | 32 | .562 | 7,200 | 52 | 148.8 |

*Record.

SEASON PASSING EFFICIENCY

(Minimum 30 Attempts Per Game)

| Player, Team (Division) | Year | G | Att. | Cmp. | Int. | Pct. | Yds. | TD | Pts. |
|--|-------|----|------|------|------|-------|-------|-----|-------|
| Brett Elliott, Linfield (III) | †2004 | 13 | 437 | 290 | 11 | .664 | 4,595 | *61 | 195.7 |
| Jim Ballard, Mount Union (III) | 1993 | 10 | 314 | 229 | 11 | .729 | 3,304 | 37 | 193.2 |
| Brett Elliott, Linfield (III) | †2005 | 11 | 396 | 277 | 9 | .699 | 4,019 | 49 | 191.5 |
| Jayson Merrill, Western St. (II) | †1991 | 10 | 309 | 195 | 11 | .631 | 3,484 | 35 | 188.1 |
| Dusty Bonner, Valdosta St. (II) | 2000 | 11 | 435 | 317 | 6 | .728 | 3,907 | 54 | 186.5 |
| Jimmy Terwilliger, East Stroudsburg (II) | 2005 | 14 | 424 | 262 | 11 | .618 | 4,571 | 50 | 186.1 |
| Kevin Ricca, Catholic (III) | 1997 | 10 | 306 | 208 | 6 | .679 | 2,990 | 35 | 183.9 |
| John Charles, Portland St. (II) | 1992 | 8 | 263 | 179 | 7 | .681 | 2,770 | 24 | 181.3 |
| Chad Johnson, Pacific Lutheran (III) | 2000 | 9 | 274 | 185 | 6 | .675 | 2,839 | 24 | 179.1 |
| Chris Hatcher, Valdosta St. (II) | †1994 | 11 | 430 | 321 | 9 | *.747 | 3,591 | 50 | 179.0 |
| Wilkie Perez, Glenville St. (II) | †1997 | 11 | 425 | 280 | 12 | .658 | 4,189 | 45 | 178.0 |
| Jim McMahon, Brigham Young (I-A) | †1980 | 12 | 445 | 284 | 18 | .638 | 4,571 | 47 | 176.9 |
| Ty Detmer, Brigham Young (I-A) | †1989 | 12 | 412 | 265 | 15 | .643 | 4,560 | 32 | 175.6 |
| Eric Rasmussen, San Diego (I-AA) | †2003 | 10 | 318 | 195 | 3 | .613 | 2,982 | 35 | 174.5 |
| Jimmy Terwilliger, East Stroudsburg (II) | †2004 | 12 | 362 | 222 | 11 | .613 | 3,826 | 33 | 174.1 |
| Chris Boden, Villanova (I-AA) | 1997 | 11 | 345 | 231 | 4 | .670 | 3,079 | 36 | 174.0 |
| Trent Dilfer, Fresno St. (I-A) | †1993 | 11 | 333 | 217 | 4 | .652 | 3,276 | 28 | 173.1 |
| Jerry Rhome, Tulsa (I-A) | †1964 | 10 | 326 | 224 | 4 | .687 | 2,870 | 32 | 172.6 |
| Rocky Butler, Hofstra (I-AA) | 2001 | 11 | 335 | 206 | 4 | .615 | 3,311 | 30 | 171.7 |
| Rex Grossman, Florida (I-A) | †2001 | 11 | 395 | 259 | 12 | .656 | 3,896 | 34 | 170.8 |

*Record. †National pass-efficiency champion.

SEASON PASSING EFFICIENCY

(Minimum 15 Attempts Per Game)

| Player, Team (Division) | Year | G | Att. | Cmp. | Int. | Pct. | Yds. | TD | Pts. |
|---|-------|----|------|------|------|------|-------|----|-------|
| Mike Simpson, Eureka (III) | †1994 | 10 | 158 | 116 | 5 | .734 | 1,988 | 25 | 225.0 |
| Willie Seiler, St. John's (Minn.) (III) | †1993 | 10 | 205 | 141 | 6 | .687 | 2,648 | 33 | 224.6 |
| Curt Anes, Grand Valley St. (II) | †2001 | 10 | 271 | 189 | 3 | .697 | 3,086 | 48 | 221.6 |
| Dustin Proctor, Hardin-Simmons (III) | †2001 | 9 | 178 | 116 | 3 | .652 | 2,194 | 28 | 217.2 |
| Bill Borchert, Mount Union (III) | †1997 | 10 | 272 | 190 | 1 | .698 | 2,933 | 47 | 216.7 |
| Wesley Beschorner, South Dakota (II) | †2005 | 11 | 255 | 172 | 4 | .675 | 3,049 | 39 | 215.2 |
| Boyd Crawford, Albion (II) | †1953 | 8 | 120 | 72 | 6 | .600 | 1,462 | 21 | 210.1 |
| Bill Borchert, Mount Union (III) | †1996 | 10 | 240 | 165 | 6 | .687 | 2,655 | 38 | 208.9 |
| Gary Smeck, Mount Union (III) | †1999 | 10 | 199 | 131 | 3 | .658 | 2,274 | 30 | 208.6 |
| Shawn Knight, William & Mary (I-AA) | †1993 | 10 | 177 | 125 | 4 | .706 | 2,055 | 22 | 204.6 |
| Matt LeFever, Western Conn. St. (III) | 1999 | 10 | 158 | 95 | 7 | .601 | 1,874 | 25 | 203.1 |
| Brian Dawson, Wash. & Jeff. (III) | †2000 | 10 | 227 | 149 | 6 | .656 | 2,675 | 29 | 201.5 |
| Troy Dougherty, Grinnell (III) | †1998 | 10 | 293 | 198 | 5 | .675 | 3,310 | 36 | 199.6 |
| Dusty Bonner, Valdosta St. (II) | 2001 | 11 | 319 | 231 | 8 | .724 | 3,214 | 43 | 196.5 |
| Bill Borchert, Mount Union (III) | †1995 | 10 | 225 | 160 | 4 | .711 | 2,270 | 30 | 196.3 |

Grambling Sports Information



Grambling's Bruce Eugene finished his career last season third in touchdown passes (140) and fourth in passing yards (13,513) among quarterbacks across all divisions.

| Player, Team (Division) | Year | G | Att. | Cmp. | Int. | Pct. | Yds. | TD | Pts. |
|---------------------------------|-------|----|------|------|------|------|-------|----|-------|
| Jason Baer, Wash. & Jeff. (III) | 1995 | 8 | 146 | 95 | 3 | .650 | 1,536 | 19 | 192.3 |
| Greg Lister, Rowan (III) | 1997 | 9 | 162 | 111 | 4 | .685 | 1,688 | 20 | 191.9 |
| Gary Smeck, Mount Union (III) | 2000 | 10 | 266 | 184 | 3 | .691 | 2,773 | 30 | 191.7 |
| J.T. O'Sullivan, UC Davis (II) | †2000 | 9 | 226 | 141 | 7 | .623 | 2,648 | 25 | 191.1 |
| Chuck Green, Wittenberg (II) | †1963 | 9 | 182 | 114 | 8 | .626 | 2,181 | 19 | 189.0 |

†National pass-efficiency champion.

CAREER YARDS

| Player, Team (Division[s]) | Years | Att. | Cmp. | Int. | Pct. | Yds. | TD |
|--|-------------|--------|--------|------|------|--------|------|
| Timmy Chang, Hawaii (I-A) | \$2000-04 | *2,436 | *1,388 | 80 | .570 | 17,072 | 117 |
| Ty Detmer, Brigham Young (I-A) | 1988-91 | 1,530 | 958 | 65 | .626 | 15,031 | 121 |
| Steve McNair, Alcorn St. (I-AA) | 1991-94 | 1,680 | 929 | 58 | .553 | 14,496 | 119 |
| Bruce Eugene, Grambling (I-AA) | \$2001-05 | 1,657 | 872 | 38 | .526 | 13,513 | 140 |
| Philip Rivers, North Carolina St. (I-A) | 2000-03 | 1,710 | 1,147 | 34 | .671 | 13,484 | 95 |
| Justin Peery, Westminster (Mo.) (III) | 1996-99 | 1,669 | 1,012 | 57 | .606 | 13,262 | *148 |
| Neil Lomax, Portland St. (II; I-AA) | 1977, 78-80 | 1,606 | 938 | 55 | .584 | 13,220 | 106 |
| Kirk Baumgartner, Wis.-Stevens Point (III) | 1986-89 | 1,696 | 883 | 57 | .521 | 13,028 | 110 |
| Tim Rattay, Louisiana Tech (I-A) | 1997-99 | 1,552 | 1,015 | 35 | .654 | 12,746 | 115 |
| Willie Totten, Mississippi Val. (I-AA) | 1982-85 | 1,555 | 907 | 75 | .583 | 12,711 | 139 |
| Luke McCown, Louisiana Tech (I-A) | 2000-03 | 1,775 | 1,063 | 62 | .599 | 12,666 | 87 |
| Chris Redman, Louisville (I-A) | 1996-99 | 1,679 | 1,031 | 51 | .614 | 12,541 | 84 |
| Marcus Brady, Cal St. Northridge (I-AA) | 1998-01 | 1,680 | 1,039 | 47 | .618 | 12,479 | 109 |
| Marcus Brady, Cal St. Northridge (I-AA) | 1998-01 | 1,680 | 1,039 | 47 | .618 | 12,479 | 109 |
| John Port, Albright (III) | \$2001-05 | 1,585 | 966 | 46 | .610 | 12,470 | 110 |
| Kliff Kingsbury, Texas Tech (I-A) | 1999-02 | 1,883 | 1,231 | 40 | .654 | 12,429 | 95 |
| Chad Pennington, Marshall (I-AA; I-A) | 1995, 97-99 | 1,501 | 947 | 39 | .631 | 12,348 | 110 |
| Jamie Martin, Weber St. (I-AA) | 1989-92 | 1,544 | 934 | 56 | .605 | 12,207 | 87 |
| Byron Leftwich, Marshall (I-A) | \$1998-02 | 1,442 | 939 | 28 | .651 | 11,903 | 89 |
| Joey Conrad, Glenville St. (II) | 2002-05 | 1,655 | 954 | 58 | .576 | 11,884 | 104 |
| Robert Kent, Jackson St. (I-AA) | 2000-03 | 1,540 | 826 | 58 | .536 | 11,784 | 104 |
| Andrew Webb, Fort Lewis (II) | 2000-03 | 1,898 | 1,007 | 66 | .531 | 11,742 | 82 |
| David Greene, Georgia (I-A) | 2001-04 | 1,440 | 849 | 32 | .590 | 11,528 | 72 |
| Joel Steele, Anderson (Ind.) (III) | 2000-03 | 1,480 | 900 | 52 | .608 | 11,523 | 110 |
| Gino Guidugli, Cincinnati (I-A) | 2001-04 | 1,556 | 880 | 48 | .566 | 11,453 | 78 |
| Todd Santos, San Diego St. (I-A) | 1984-87 | 1,484 | 910 | 57 | .613 | 11,425 | 70 |
| Daunte Culpepper, UCF (I-AA; I-A) | 1995-98 | 1,391 | 889 | 42 | .639 | 11,412 | 84 |
| Travis Brown, Northern Ariz. (I-AA) | 1996-99 | 1,577 | 888 | 42 | .563 | 11,400 | 86 |
| Carson Palmer, Southern California (I-A) | \$1998-02 | 1,515 | 895 | 49 | .591 | 11,388 | 71 |
| †Jimmy Terwilliger, East Stroudsburg (II) | 2003-05 | 1,135 | 684 | 29 | .603 | 11,384 | 113 |
| Tim Lester, Western Mich. (I-A) | 1996-99 | 1,507 | 875 | 49 | .581 | 11,299 | 87 |

*Record. †Active player. \$See Page 10 for explanation.

CAREER YARDS PER GAME

(Minimum 5,000 Yards; Player must have concluded his career)

| Player, Team (Division[s]) | Years | G | Att. | Cmp. | Int. | Pct. | Yds. | TD | Yd. PG |
|---|-------------|----|--------|--------|------|------|---------|------|--------|
| Tim Rattay, Louisiana Tech (I-A) | 1997-99 | 33 | 1,552 | 1,015 | 35 | .654 | 12,746 | 115 | 386.2 |
| Steve McNair, Alcorn St. (I-AA) | 1991-94 | 42 | 1,680 | 929 | 58 | .553 | 14,496 | 119 | 345.1 |
| Justin Peery, Westminster (Mo.) (III) | 1996-99 | 39 | 1,669 | 1,012 | 57 | .606 | 13,262 | *148 | 340.1 |
| Aaron Flowers, Cal St. Northridge (I-AA) | 1996-97 | 20 | 819 | 502 | 21 | .613 | 6,766 | 54 | 338.3 |
| Drew Miller, Montana (I-AA) | 1999-00 | 18 | 654 | 430 | 14 | .657 | 5,900 | 46 | 327.8 |
| Ty Detmer, Brigham Young (I-A) | 1988-91 | 46 | 1,530 | 958 | 65 | .626 | 15,031 | 121 | 326.8 |
| Timmy Chang, Hawaii (I-A) | \$2000-04 | 53 | *2,436 | *1,388 | 80 | .570 | *17,072 | 117 | 322.1 |
| Willie Totten, Mississippi Val. (I-AA) | 1982-85 | 40 | 1,555 | 907 | 75 | .583 | 12,711 | 139 | 317.8 |
| Kirk Baumgartner, Wis.-Stevens Point (III) | 1986-89 | 41 | 1,696 | 883 | 57 | .521 | 13,028 | 110 | 317.8 |
| Dave Dickenson, Montana (I-AA) | 1992-95 | 35 | 1,208 | 813 | 26 | .673 | 11,080 | 96 | 316.6 |
| Neil Lomax, Portland St. (II; I-AA) | 1977; 78-80 | 42 | 1,606 | 938 | 55 | .584 | 13,220 | 106 | 314.8 |
| Grady Benton, West Tex. A&M (II) | 1994-95 | 18 | 686 | 421 | 22 | .614 | 5,618 | 49 | 312.1 |
| Mike Perez, San Jose St. (I-A) | 1986-87 | 20 | 792 | 471 | 30 | .595 | 6,194 | 36 | 309.7 |
| Keith Bishop, Ill. Wes./Weaton (III.) (III) | 1981, 83-85 | 31 | 1,311 | 772 | 65 | .589 | 9,579 | 71 | 309.0 |
| Doug Gaynor, Long Beach St. (I-A) | 1984-85 | 22 | 837 | 569 | 35 | .680 | 6,793 | 35 | 308.8 |
| David Macchi, Valparaiso (I-AA) | 2002-03 | 23 | 802 | 450 | 28 | .561 | 7,089 | 59 | 308.2 |
| Zamir Amin, Menlo (III) | 1999-01 | 26 | 905 | 566 | 29 | .625 | 7,982 | 83 | 307.0 |
| Adam Ryan, Wilmington (Ohio) (III) | 1998-01 | 33 | 1,223 | 693 | 43 | .567 | 10,095 | 88 | 305.9 |
| John Friesz, Idaho (I-AA) | 1986-89 | 35 | 1,350 | 801 | 40 | .593 | 10,697 | 77 | 305.6 |
| Brett Dietz, Hanover (III) | 2002-03 | 22 | 940 | 579 | 31 | .616 | 6,663 | 67 | 302.9 |
| Tony Eason, Illinois (I-A) | 1981-82 | 22 | 856 | 526 | 29 | .615 | 6,608 | 37 | 300.4 |

*Record.

CAREER TOUCHDOWN PASSES

| Player, Team (Division[s]) | Years | Att. | Cmp. | Int. | Pct. | Yds. | TD |
|--|----------------|--------|--------|------|------|---------|-----|
| Justin Peery, Westminster (Mo.) (III) | 1996-99 | 1,669 | 1,012 | 57 | .606 | 13,262 | 148 |
| Bill Borchert, Mount Union (III) | 1994-97 | 1,009 | 671 | 17 | .665 | 10,201 | 141 |
| Bruce Eugene, Grambling (I-AA) | \$2001-05 | 1,657 | 872 | 38 | .526 | 13,513 | 140 |
| Willie Totten, Mississippi Val. (I-AA) | 1982-85 | 1,555 | 907 | 75 | .583 | 12,711 | 139 |
| Dusty Bonner, Kentucky (I-A); Valdosta St. (II) | 1997, 99-01 | 1,233 | 861 | 27 | .698 | 10,501 | 123 |
| Brett Elliott, Utah (I-A); Linfield (III) | 2001-03, 04-05 | 1,113 | 726 | 30 | .652 | 10,447 | 122 |
| Marc Eddy, Bentley (II) | 2001-04 | 1,391 | 785 | 44 | .564 | 11,035 | 121 |
| Ty Detmer, Brigham Young (I-A) | 1988-91 | 1,530 | 958 | 65 | .626 | 15,031 | 121 |
| Steve McNair, Alcorn St. (I-AA) | 1991-94 | 1,680 | 929 | 58 | .553 | 14,496 | 119 |
| Timmy Chang, Hawaii (I-A) | \$2000-04 | *2,436 | *1,388 | 80 | .570 | *17,072 | 117 |
| Chris Hatcher, Valdosta St. (II) | 1991-94 | 1,451 | 1,001 | 38 | .690 | 10,878 | 116 |
| Tim Rattay, Louisiana Tech (I-A) | 1997-99 | 1,552 | 1,015 | 35 | .654 | 12,746 | 115 |
| Jim Ballard, Wilmington (Ohio)/Mount Union (III) | 1990, 91-93 | 1,199 | 743 | 41 | .620 | 10,379 | 115 |

| Player, Team (Division) | Years | Att. | Cmp. | Int. | Pct. | Yds. | TD |
|--|-------------|-------|-------|------|------|--------|-----|
| Curt Anes, Grand Valley St. (II) | 1999-02 | 1,186 | 741 | 27 | .625 | 10,581 | 114 |
| Danny Wuertfel, Florida (I-A) | 1993-96 | 1,170 | 708 | 42 | .605 | 10,875 | 114 |
| †Jimmy Terwilliger, East Stroudsburg (II) | 2003-05 | 1,135 | 684 | 29 | .603 | 11,384 | 113 |
| Todd Cunningham, Presbyterian (II) | 1998-01 | 1,376 | 834 | 47 | .606 | 10,937 | 111 |
| John Port, Albright (III) | \$2001-05 | 1,585 | 966 | 46 | .610 | 12,470 | 110 |
| Joel Steele, Anderson (Ind.) (III) | 2000-03 | 1,480 | 900 | 52 | .608 | 11,523 | 110 |
| Dan Pincelli, Hartwick (III) | 1999-02 | 1,122 | 553 | 56 | .493 | 9,264 | 110 |
| Chad Pennington, Marshall (I-AA; I-A) | 1995, 97-99 | 1,501 | 947 | 39 | .631 | 12,348 | 110 |
| Kirk Baumgartner, Wis.-Stevens Point (III) | 1986-89 | 1,696 | 883 | 57 | .521 | 13,028 | 110 |
| Marcus Brady, Cal St. Northridge (I-AA) | 1998-01 | 1,680 | 1,039 | 47 | .618 | 12,479 | 109 |
| Troy Dougherty, Grinnell (III) | 1994, 97-99 | 1,192 | 734 | 33 | .616 | 10,140 | 109 |
| Neil Lomax, Portland St. (II; I-AA) | 1977; 78-80 | 1,606 | 938 | 55 | .584 | 13,220 | 106 |
| Joey Conrad, Glenville St. (II) | 2002-05 | 1,655 | 954 | 58 | .576 | 11,884 | 104 |
| Robert Kent, Jackson St. (I-AA) | 2000-03 | 1,540 | 826 | 58 | .536 | 11,784 | 104 |
| Niel Loebig, Duquesne (I-AA) | 2001-04 | 1,316 | 705 | 72 | .536 | 10,254 | 103 |
| Adam Knoblauch, Delaware Valley (III) | 2002-05 | 1,550 | 840 | 66 | .542 | 11,284 | 101 |
| Keith Heckendorf, St. Cloud St. (II) | 2000-03 | 1,307 | 761 | 46 | .582 | 9,695 | 101 |
| Jarrrod Furgason, Fairmont St. (II) | \$1993-97 | 1,392 | 798 | 44 | .573 | 9,856 | 101 |

*Record. †Active player. \$See Page 10 for explanation.

SEASON YARDS

| Player, Team (Division) | Year | G | Att. | Cmp. | Int. | Pct. | Yds. | TD |
|--|-------|----|------|------|------|------|-------|-----|
| B.J. Symons, Texas Tech (I-A) | 2003 | 13 | *719 | 470 | 22 | .654 | 5,833 | 52 |
| Ty Detmer, Brigham Young (I-A) | †1990 | 12 | 562 | 361 | 28 | .642 | 5,188 | 41 |
| David Klingler, Houston (I-A) | 1990 | 11 | 643 | 374 | 20 | .582 | 5,140 | 54 |
| Kliff Kingsbury, Texas Tech (I-A) | 2002 | 14 | 712 | *479 | 13 | .673 | 5,017 | 45 |
| Tim Rattay, Louisiana Tech (I-A) | 1998 | 12 | 559 | 380 | 13 | .680 | 4,943 | 46 |
| Steve McNair, Alcorn St. (I-AA) | 1994 | 11 | 530 | 304 | 17 | .574 | 4,863 | 44 |
| Sonny Cumbie, Texas Tech (I-A) | 2004 | 12 | 642 | 421 | 18 | .656 | 4,742 | 32 |
| Andre Ware, Houston (I-A) | †1989 | 11 | 578 | 365 | 15 | .631 | 4,699 | 46 |
| Chad Frieauf, Colorado Mines (II) | 2004 | 13 | 516 | 384 | 11 | .744 | 4,646 | 39 |
| Brett Elliott, Linfield (III) | †2004 | 13 | 437 | 290 | 11 | .664 | 4,595 | *61 |
| Dustin Long, Sam Houston St. (I-AA) | 2004 | 14 | 531 | 333 | 18 | .627 | 4,588 | 39 |
| Jimmy Terwilliger, East Stroudsburg (II) | 2005 | 14 | 424 | 262 | 11 | .618 | 4,571 | 50 |
| Jim McMahon, Brigham Young (I-A) | †1980 | 12 | 445 | 284 | 18 | .638 | 4,571 | 47 |
| Ty Detmer, Brigham Young (I-A) | 1989 | 12 | 412 | 265 | 15 | .643 | 4,560 | 32 |
| Willie Totten, Mississippi Val. (I-AA) | †1984 | 10 | 518 | 324 | 22 | .626 | 4,557 | 56 |
| Justin Peery, Westminster (Mo.) (III) | 1998 | 10 | 526 | 319 | 21 | .606 | 4,501 | 51 |
| Philip Rivers, North Carolina St. (I-A) | †2003 | 13 | 483 | 348 | 7 | .721 | 4,491 | 34 |
| Ben Roethlisberger, Miami (Ohio) (I-A) | 2003 | 14 | 495 | 342 | 10 | .691 | 4,486 | 37 |
| Bruce Eugene, Grambling (I-AA) | 2002 | 13 | 543 | 269 | 16 | .495 | 4,483 | 43 |
| Timmy Chang, Hawaii (I-A) | 2002 | 14 | 624 | 349 | 22 | .559 | 4,474 | 25 |

*Record. †National pass-efficiency champion.

SEASON YARDS PER GAME

| Player, Team (Division) | Year | G | Att. | Cmp. | Int. | Pct. | Yds. | TD | Yd. PG |
|---|------|----|------|------|------|------|--------|----|--------|
| David Klingler, Houston (I-A) | 1990 | 11 | 643 | 374 | 20 | .582 | 5,140 | 54 | 467.3 |
| Willie Totten, Mississippi Val. (I-AA) | 1984 | 10 | 518 | 324 | 22 | .626 | 4,557 | 56 | 455.7 |
| Justin Peery, Westminster (Mo.) (III) | 1998 | 10 | 526 | 319 | 21 | .606 | 4,501 | 51 | 450.1 |
| B.J. Symons, Texas Tech (I-A) | 2003 | 13 | *719 | 470 | 22 | .654 | *5,833 | 52 | 448.7 |
| Steve McNair, Alcorn St. (I-AA) | 1994 | 11 | 530 | 304 | 17 | .574 | 4,863 | 44 | 442.1 |
| Ty Detmer, Brigham Young (I-A) | 1990 | 12 | 562 | 361 | 28 | .642 | 5,188 | 41 | 432.3 |
| Zamir Amin, Menlo (III) | 2000 | 10 | 458 | 309 | 17 | .674 | 4,320 | 43 | 432.0 |
| Andre Ware, Houston (I-A) | 1989 | 11 | 578 | 365 | 15 | .631 | 4,699 | 46 | 427.2 |
| Tim Rattay, Louisiana Tech (I-A) | 1998 | 12 | 559 | 380 | 13 | .680 | 4,943 | 46 | 411.9 |
| Justin Peery, Westminster (Mo.) (III) | 1999 | 10 | 498 | 329 | 15 | .660 | 4,092 | 54 | 409.2 |
| Danny Ragsdale, Redlands (III) | 1999 | 9 | 380 | 247 | 7 | .650 | 3,639 | 33 | 404.3 |
| Chris Redman, Louisville (I-A) | 1998 | 10 | 473 | 309 | 15 | .653 | 4,042 | 29 | 404.2 |
| Mike Maxwell, Nevada (I-A) | 1995 | 9 | 409 | 277 | 17 | .677 | 3,611 | 33 | 401.2 |
| Sonny Cumbie, Texas Tech (I-A) | 2004 | 12 | 642 | 421 | 18 | .656 | 4,742 | 32 | 395.2 |
| Grady Benton, West Tex. A&M (II) | 1994 | 9 | 409 | 258 | 13 | .631 | 3,541 | 30 | 393.4 |
| Scott Mitchell, Utah (I-A) | 1988 | 11 | 533 | 323 | 15 | .606 | 4,322 | 29 | 392.9 |
| Tim Rattay, Louisiana Tech (I-A) | 1999 | 10 | 516 | 342 | 12 | .663 | 3,922 | 35 | 392.2 |
| Tim Couch, Kentucky (I-A) | 1998 | 11 | 553 | 400 | 15 | .723 | 4,275 | 36 | 388.6 |
| Chris Vargas, Nevada (I-A) | 1993 | 11 | 490 | 331 | 18 | .676 | 4,265 | 34 | 387.7 |
| Martin Hankins, Southeastern La. (I-AA) | 2004 | 11 | 540 | 357 | 12 | .661 | 4,240 | 35 | 385.5 |

*Record.

SEASON TOUCHDOWN PASSES

| Player, Team (Division) | Year | Att. | Cmp. | Int. | Pct. | Yds. | TD |
|--|-------|------|------|------|-------|--------|----|
| Brett Elliott, Linfield (III) | †2004 | 437 | 290 | 11 | .664 | 4,595 | 61 |
| Willie Totten, Mississippi Val. (I-AA) | 1984 | 518 | 324 | 22 | .626 | 4,557 | 56 |
| Bruce Eugene, Grambling (I-AA) | †2005 | 456 | 254 | 6 | .557 | 4,360 | 56 |
| Dusty Bonner, Valdosta St. (II) | 2000 | 435 | 317 | 6 | .728 | 3,907 | 54 |
| Justin Peery, Westminster (Mo.) (III) | 1999 | 498 | 329 | 15 | .660 | 4,092 | 54 |
| David Klingler, Houston (I-A) | 1990 | 643 | 374 | 20 | .582 | 5,140 | 54 |
| B.J. Symons, Texas Tech (I-A) | 2003 | *719 | 470 | 22 | .654 | *5,833 | 52 |
| Justin Peery, Westminster (Mo.) (III) | 1998 | 526 | 319 | 21 | .606 | 4,501 | 51 |
| Jimmy Terwilliger, East Stroudsburg (II) | 2005 | 424 | 262 | 11 | .618 | 4,571 | 50 |
| Chris Hatcher, Valdosta St. (II) | †1994 | 430 | 321 | 9 | *.747 | 3,591 | 50 |

| Player, Team (Division) | Year | Att. | Cmp. | Int. | Pct. | Yds. | TD |
|-----------------------------------|-------|------|------|------|------|-------|----|
| Brett Elliott, Linfield (III) | 2005 | 396 | 277 | 9 | .699 | 4,019 | 49 |
| Curt Anes, Grand Valley St. (II) | †2001 | 271 | 189 | 3 | .697 | 3,086 | 48 |
| Curt Anes, Grand Valley St. (II) | †2002 | 414 | 278 | 6 | .671 | 3,692 | 47 |
| Bill Borchert, Mount Union (III) | †1997 | 272 | 190 | 1 | .698 | 2,933 | 47 |
| Jim McMahon, Brigham Young (I-A) | 1980 | 445 | 284 | 18 | .638 | 4,571 | 47 |
| Tim Rattay, Louisiana Tech (I-A) | 1998 | 559 | 380 | 13 | .680 | 4,943 | 46 |
| Andre Ware, Houston (I-A) | 1989 | 578 | 365 | 15 | .631 | 4,699 | 46 |
| Kliff Kingsbury, Texas Tech (I-A) | 2002 | 712 | *479 | 13 | .673 | 5,017 | 45 |
| Wilkie Perez, Glenville St. (II) | †1997 | 425 | 280 | 12 | .658 | 4,189 | 45 |
| Bob Toledo, San Fran. St. (II) | 1967 | 396 | 211 | 24 | .533 | 3,513 | 45 |

*Record. †National pass-efficiency champion.

SINGLE-GAME YARDS

| Yds. | Div. | Player, Team (Opponent) | Date |
|------|------|---|----------------|
| 731 | III | Zamir Amin, Menlo (Cal Lutheran) | Oct. 7, 2000 |
| 716 | IA | David Klingler, Houston (Arizona St.) | Dec. 2, 1990 |
| 690 | IA | Matt Vogler, TCU (Houston) | Nov. 3, 1990 |
| 661 | IA | B.J. Symons, Texas Tech (Mississippi) | Sept. 27, 2003 |
| 645 | II | Matt Kohn, Indianapolis (Michigan Tech) | Sept. 20, 2003 |
| 643 | IA | Cody Hodges, Texas Tech (Kansas St.) | Oct. 15, 2005 |
| 642 | II | Wilkie Perez, Glenville St. (Concord) | Oct. 25, 1997 |
| 638 | II | Andrew Webb, Fort Lewis (Mesa St.) | Nov. 16, 2002 |
| 637 | IA | Brian Lindgren, Idaho (Middle Tenn.) | Oct. 6, 2001 |
| 631 | IA | Scott Mitchell, Utah (Air Force) | Oct. 15, 1988 |
| 624 | IAA | Jamie Martin, Weber St. (Idaho St.) | Nov. 23, 1991 |
| 622 | IA | Jeremy Leach, New Mexico (Utah) | Nov. 11, 1989 |
| 621 | IA | Dave Wilson, Illinois (Ohio St.) | Nov. 8, 1980 |
| 619 | III | Justin Peery, Westminster (Mo.) (MacMurray) | Nov. 14, 1998 |
| 619 | IA | John Walsh, Brigham Young (Utah St.) | Oct. 30, 1993 |
| 619 | IAA | Doug Pederson, La.-Monroe (Stephen F. Austin) | Nov. 11, 1989 |
| 618 | IAA | Bruce Eugene, Grambling (Prairie View) | Oct. 1, 2005 |
| 618 | III | Justin Peery, Westminster (Mo.) (Principia) | Oct. 17, 1998 |
| 616 | II | Damian Poalucci, East Stroudsburg (Mansfield) | Nov. 2, 1996 |
| 614 | II | Alfred Montez, Western N.M. (West Tex. A&M) | Oct. 8, 1994 |
| 614 | II | Perry Klein, C.W. Post (Salisbury) | Nov. 6, 1993 |
| 613 | II | Jayce Goree, Glenville St. (Concord) | Oct. 24, 1998 |
| 613 | IA | Jimmy Klingler, Houston (Rice) | Nov. 28, 1992 |
| 611 | IA | David Neill, Nevada (New Mexico St.) | Oct. 10, 1998 |
| 602 | III | Danny Ragsdale, Redlands (Azusa Pacific) | Sept. 25, 1999 |
| 602 | III | Tom Stallings, St. Thomas (Minn.) (Bethel [Minn.] | Nov. 13, 1993 |

SINGLE-GAME ATTEMPTS

| Atts. | Div. | Player, Team (Opponent) | Date |
|-------|------|---|----------------|
| 83 | IA | Drew Brees, Purdue (Wisconsin) | Oct. 10, 1998 |
| 81 | III | Jordan Poznick, Principia (Blackburn) | Oct. 10, 1992 |
| 80 | III | Scott Kello, Sul Ross St. (Howard Payne) | Oct. 5, 2002 |
| 79 | IA | Matt Vogler, TCU (Houston) | Nov. 3, 1990 |
| 79 | III | Mike Wallace, Ohio Wesleyan (Denison) | Oct. 3, 1981 |
| 78 | III | Brett Dietz, Hanover (Baldwin-Wallace) | Nov. 22, 2003 |
| 78 | III | Shawn Wheeler, Capital (Ohio Northern) | Nov. 13, 1999 |
| 78 | IA | Rusty LaRue, Wake Forest (Duke) | Oct. 28, 1995 |
| 77 | III | Justin Peery, Westminster (Mo.) (MacMurray) | Nov. 14, 1998 |
| 77 | IAA | Neil Lomax, Portland St. (Northern Colo.) | Oct. 20, 1979 |
| 76 | II | Evan Gray, Mo.-Rolla (Mo. Western St.) | Nov. 15, 2003 |
| 76 | IAA | Joe Lee, Towson (Lehigh) | Oct. 30, 1999 |
| 76 | II | Jarrod DeGeorgia, Wayne St. (Neb.) (Drake) | Nov. 9, 1996 |
| 76 | IA | David Klingler, Houston (SMU) | Oct. 20, 1990 |
| 75 | IA | Chris Vargas, Nevada (McNeese St.) | Sept. 19, 1992 |

SINGLE-GAME COMPLETIONS

| Cmp. | Div. | Player, Team (Opponent) | Date |
|------|------|---|----------------|
| 56 | II | Jarrod DeGeorgia, Wayne St. (Neb.) (Drake) | Nov. 9, 1996 |
| 55 | IA | Drew Brees, Purdue (Wisconsin) | Oct. 10, 1998 |
| 55 | IA | Rusty LaRue, Wake Forest (Duke) | Oct. 28, 1995 |
| 51 | III | Scott Kello, Sul Ross St. (Howard Payne) | Oct. 5, 2002 |
| 50 | IAA | Martin Hankins, Southeastern La. (Jacksonville) | Nov. 6, 2004 |
| 50 | II | Todd Cunningham, Presbyterian (Tusculum) | Nov. 3, 2001 |
| 50 | III | Justin Peery, Westminster (Mo.) (MacMurray) | Nov. 14, 1998 |
| 50 | IA | Rusty LaRue, Wake Forest (North Carolina St.) | Nov. 18, 1995 |
| 50 | III | Tim Lynch, Hofstra (Fordham) | Oct. 19, 1991 |
| 49 | IA | Bruce Gradkowski, Toledo (Pittsburgh) | Sept. 20, 2003 |
| 49 | IA | Kliff Kingsbury, Texas Tech (Missouri) | Oct. 19, 2002 |
| 49 | IA | Kliff Kingsbury, Texas Tech (Texas A&M) | Oct. 5, 2002 |
| 49 | IA | Brian Lindgren, Idaho (Middle Tenn.) | Oct. 6, 2001 |
| 48 | IAA | Clayton Millis, Cal St. Northridge (St. Mary's [Cal.] | Nov. 11, 1995 |
| 48 | III | Jordan Poznick, Principia (Blackburn) | Oct. 10, 1992 |
| 48 | IA | David Klingler, Houston (SMU) | Oct. 20, 1990 |
| 47 | III | Brett Elliott, Linfield (Wis.-Whitewater) | Dec. 3, 2005 |
| 47 | II | Evan Gray, Mo.-Rolla (Mo. Western St.) | Nov. 15, 2003 |
| 47 | IA | Luke McCown, Louisiana Tech (Auburn) | Oct. 21, 2000 |
| 47 | IAA | Joe Lee, Towson (Lehigh) | Oct. 30, 1999 |
| 47 | IA | Tim Couch, Kentucky (Arkansas) | Oct. 3, 1998 |
| 47 | IAA | Jamie Martin, Weber St. (Idaho St.) | Nov. 23, 1991 |
| 47 | III | Mike Wallace, Ohio Wesleyan (Denison) | Oct. 3, 1981 |

Receiving

CAREER RECEPTIONS

| Player, Team (Division) | Years | Rec. | Yards | Avg. | TD |
|---|---------|------|--------|------|----|
| Scott Pingel, Westminster (Mo.) (III) | 1996-99 | 436 | *6,108 | 14.0 | 75 |
| Blake Elliott, St. John's (Minn.) (III) | 2000-03 | 327 | 4,200 | 12.8 | 56 |
| Clarence Coleman, Ferris St. (II) | 1998-01 | 323 | 4,983 | 15.4 | 42 |
| Jacquay Nunnally, Florida A&M (IAA) | 1997-00 | 317 | 4,239 | 13.4 | 38 |
| Taylor Stubblefield, Purdue (IA) | 2001-04 | 316 | 3,433 | 10.9 | 19 |

Player, Team (Division)

| Player, Team (Division) | Years | Rec. | Yards | Avg. | TD |
|--|-----------|------|-------|------|-----|
| Josh Davis, Marshall (I-A) | 2001-04 | 306 | 3,889 | 12.7 | 23 |
| Stephen Campbell, Brown (IAA) | 1997-00 | 305 | 3,555 | 11.7 | 31 |
| Taurean Henderson, Texas Tech (IA) | 2002-05 | 303 | 2,058 | 6.8 | 19 |
| Jerry Rice, Mississippi Val. (IAA) | 1981-84 | 301 | 4,693 | 15.6 | 50 |
| Andrew Blakely, Truman (II) | 1999-02 | 300 | 3,458 | 11.5 | 22 |
| Arnold Jackson, Louisville (IA) | 1997-00 | 300 | 3,670 | 12.2 | 31 |
| Trevor Insley, Nevada (IA) | 1996-99 | 298 | 5,005 | 16.8 | 35 |
| Javarus Dudley, Fordham (IAA) | 2000-03 | 295 | 4,197 | 14.2 | 34 |
| Geoff Noisy, Nevada (IA) | 1995-98 | 295 | 4,249 | 14.4 | 21 |
| Rashaun Woods, Oklahoma St. (IA) | 2000-03 | 293 | 4,412 | 15.1 | 42 |
| Chas Gessner, Brown (IAA) | 1999-02 | 292 | 3,408 | 11.7 | 36 |
| Jamaica Rector, Northwest Mo. St. (II) | 2001-04 | 289 | 4,497 | 15.6 | 38 |
| Brad Duesing, Washington-St. Louis (III) | 2002-05 | 287 | 4,249 | 14.8 | 36 |
| Conrad Singh, Hampden-Sydney (III) | 2000-03 | 287 | 3,289 | 11.5 | 23 |
| Matt Newton, Principia (III) | 1990-93 | 287 | 3,646 | 12.7 | 32 |
| Scott Hvistendahl, Augsburg (III) | 1995-98 | 285 | 4,696 | 16.5 | 40 |
| Brian Potucek, Central Wash. (II) | \$2001-05 | 283 | 3,889 | 13.7 | 33 |
| Dallas Mall, Bentley (II) | 2001-04 | 283 | 4,347 | 15.4 | *78 |
| Matt Holmlund, Augustana (S.D.) (II) | 1998-01 | 282 | 3,522 | 12.5 | 35 |
| Carlos Ferralls, Glenville St. (II) | 1994-97 | 282 | 4,091 | 14.5 | 53 |
| Troy Edwards, Louisiana Tech (IA) | 1996-98 | 280 | 4,352 | 15.5 | 50 |
| Mark Bartosic, Susquehanna (III) | 2000-03 | 275 | 4,733 | 17.2 | 55 |
| Michael Becker, Randolph-Macon (III) | 1997-00 | 273 | 3,683 | 13.5 | 19 |
| Damien Hoffman, Minn.-Morris (II) | 1997-00 | 273 | 3,128 | 11.5 | 21 |
| Darius Watts, Marshall (IA) | 2000-03 | 272 | 4,031 | 14.8 | 47 |

*Record. \$See Page 10 for explanation.

CAREER RECEPTIONS PER GAME

(Minimum 125 Receptions; Player must have concluded his career)

| Player, Team (Division[s]) | Years | G | Rec. | Yards | TD | Rec. PG |
|--|-------------|----|------|--------|----|---------|
| Chris George, Glenville St. (II) | 1993-94 | 20 | 230 | 3,215 | 30 | 11.5 |
| Scott Pingel, Westminster (Mo.) (III) | 1996-99 | 39 | *436 | *6,108 | 75 | 11.2 |
| Manny Hazard, Houston (IA) | 1989-90 | 21 | 220 | 2,635 | 31 | 10.5 |
| Alex Van Dyke, Nevada (IA) | 1994-95 | 22 | 227 | 3,100 | 26 | 10.3 |
| Howard Twilley, Tulsa (IA) | 1963-65 | 26 | 261 | 3,343 | 32 | 10.0 |
| Jason Phillips, Houston (IA) | 1987-88 | 22 | 207 | 2,319 | 18 | 9.4 |
| Nate Jackson, Menlo (III) | 1999-01 | 29 | 261 | 3,976 | 43 | 9.0 |
| Matt Newton, Principia (III) | 1990-93 | 33 | 287 | 3,646 | 32 | 8.7 |
| Ed Bell, Idaho St. (II) | 1968-69 | 19 | 163 | 2,608 | 30 | 8.6 |
| Darryl DeShields, Greenville (III) | 1999-01 | 29 | 248 | 4,051 | 39 | 8.6 |
| Byron Chamberlain, Wayne St. (Neb.) (II) | 1993-94 | 19 | 161 | 1,941 | 14 | 8.5 |
| Todd Bloom, Hardin-Simmons (III) | 1995-97 | 28 | 233 | 2,621 | 14 | 8.3 |
| Troy Edwards, Louisiana Tech (IA) | 1996-98 | 34 | 280 | 4,352 | 50 | 8.2 |
| Carlos Ferralls, Glenville St. (II) | 1994-97 | 35 | 282 | 4,091 | 53 | 8.1 |
| Kevin Curtis, Utah St. (IA) | 2001-02 | 22 | 174 | 2,789 | 19 | 7.9 |
| Nate Burleson, Nevada (IA) | 2000-02 | 32 | 248 | 3,293 | 22 | 7.8 |
| Clarence Coleman, Ferris St. (II) | 1998-01 | 42 | 323 | 4,982 | 42 | 7.7 |
| Tramon Douglas, Grambling (IAA) | 2002-03 | 22 | 169 | 2,621 | 28 | 7.7 |
| Jerry Hendren, Idaho (II) | 1967-69 | 30 | 230 | 3,435 | 27 | 7.7 |
| Stephen Campbell, Brown (IAA) | 1997-00 | 40 | 305 | 3,555 | 31 | 7.6 |
| Conrad Singh, Hampden-Sydney (III) | 2000-03 | 38 | 287 | 3,289 | 23 | 7.6 |
| Bryan Reeves, Nevada (IAA; IA) | 1991; 92-93 | 31 | 234 | 3,407 | 32 | 7.6 |
| Siahia Burley, UCF (IA) | 1997-98 | 22 | 165 | 2,248 | 15 | 7.5 |
| Chas Gessner, Brown (IAA) | 1999-02 | 39 | 292 | 3,408 | 36 | 7.5 |
| Jeff Clay, Catholic (III) | 1994-97 | 36 | 269 | 4,101 | 44 | 7.5 |
| Geoff Noisy, Nevada (IA) | 1995-98 | 40 | 295 | 4,249 | 21 | 7.4 |
| David Williams, Illinois (IA) | 1983-85 | 33 | 245 | 3,195 | 22 | 7.4 |
| Gary Garrison, San Diego St. (II) | 1964-65 | 20 | 148 | 2,188 | 26 | 7.4 |
| Brad Bailey, West Tex. A&M (II) | 1992-94 | 30 | 221 | 2,677 | 22 | 7.4 |
| Jerry Rice, Mississippi Val. (IAA) | 1981-84 | 41 | 301 | 4,693 | 50 | 7.3 |

*Record.

CAREER TOUCHDOWN RECEPTIONS

| Player, Team (Division[s]) | Years | G | TD |
|---|----------------|----|----|
| Dallas Mall, Bentley (II) | 2001-04 | 44 | 78 |
| David Kircus, Grand Valley St. (II) | 1999-02 | 43 | 76 |
| Scott Pingel, Westminster (Mo.) (III) | 1996-99 | 39 | 75 |
| Casey Allen, Linfield (III) | 2002-05 | 44 | 59 |
| Blake Elliott, St. John's (Minn.) (III) | 2000-03 | 47 | 56 |
| Mark Bartosic, Susquehanna (III) | 2000-03 | 40 | 55 |
| Chris Bisailon, Ill. Wesleyan (III) | 1989-92 | 36 | 55 |
| Chris Samp, Winona St. (II) | 2001-04 | 49 | 53 |
| Kurt Barth, Eureka (III) | 1994-97 | 39 | 51 |
| Richie Ross, Neb.-Kearney (II) | 2002-05 | 44 | 50 |
| Troy Edwards, Louisiana Tech (IA) | 1996-98 | 34 | 50 |
| Jerry Rice, Mississippi Val. (IAA) | 1981-84 | 41 | 50 |
| R.J. Hoppe, Carroll (Wis.) (III) | 1993-96 | 37 | 49 |
| Bruce Cerone, Yankton/Emporia St. (II) | 1965-66, 68-69 | 36 | 49 |
| Darius Watts, Marshall (IA) | 2000-03 | 48 | 47 |
| Eric Kimble, Eastern Wash. (IAA) | 2002-05 | 46 | 46 |
| James Roe, Norfolk St. (II) | 1992-95 | 41 | 46 |
| †David Ball, New Hampshire (IAA) | 2003-05 | 37 | 45 |

| Player, Team (Division[s]) | Years | G | TD |
|-------------------------------------|----------------|----|----|
| Ryan Short, Wabash (III) | 1999-02 | 41 | 45 |
| Kevin Ingram, West Chester (II) | 1995-96, 98-99 | 39 | 45 |
| Michael Coleman, Widener (III) | 1998-01 | 40 | 44 |
| Randy Moss, Marshall (I-AA; I-A) | 1999-97 | 23 | 44 |
| Jeff Clay, Catholic (III) | 1994-97 | 36 | 44 |
| Rennie Benn, Lehigh (I-AA) | 1982-85 | 41 | 44 |
| Nick Bublavi, Catholic (III) | 2001-03, 05 | 40 | 43 |
| Ben Nelson, St. Cloud St. (II) | 1999-02 | 41 | 43 |
| Nate Jackson, Menlo (III) | 1999-01 | 29 | 43 |
| Steve Vagedes, Ohio Northern (III) | 1995, 97-99 | 40 | 43 |
| Carlos Ferralls, Glenville St. (II) | 1994-97 | 35 | 43 |
| Mark Loeffler, Wheaton (III.) (III) | 1993-96 | 38 | 43 |
| Bill Schultz, Ripon (III) | 1993-96 | 38 | 43 |
| Aaron Turner, Pacific (I-A) | 1989-92 | 44 | 43 |

‡Active player.

SEASON RECEPTIONS

| Player, Team (Division) | Year | G | Rec. | Yards | TD |
|--|-------|----|------|--------|----|
| Manny Hazard, Houston (I-A) | †1989 | 11 | 142 | 1,689 | 22 |
| Troy Edwards, Louisiana Tech (I-A) | †1998 | 12 | 140 | 1,996 | 27 |
| Nate Burleson, Nevada (I-A) | †2002 | 12 | 138 | 1,629 | 12 |
| Scott Pingel, Westminster (Mo.) (III) | †1999 | 10 | 136 | 1,648 | 24 |
| Trevor Inasley, Nevada (I-A) | †1999 | 11 | 134 | 2,060 | 13 |
| Howard Twilley, Tulsa (I-A) | †1965 | 10 | 134 | 1,779 | 16 |
| Scott Pingel, Westminster (Mo.) (III) | †1998 | 10 | 130 | *2,157 | 26 |
| Alex Van Dyke, Nevada (I-A) | †1995 | 11 | 129 | 1,854 | 16 |
| J.R. Tolver, San Diego St. (I-A) | 2002 | 13 | 128 | 1,785 | 13 |
| Stephen Campbell, Brown (I-AA) | †2000 | 10 | 120 | 1,332 | 11 |
| Brad Bailey, West Tex. A&M (II) | 1994 | 11 | 119 | 1,552 | 16 |
| Blake Elliott, St. John's (Minn.) (III) | 2003 | 14 | 117 | 1,319 | 13 |
| Chris George, Glenville St. (II) | †1993 | 10 | 117 | 1,876 | 15 |
| Kevin Ingram, West Chester (II) | †1998 | 11 | 115 | 1,673 | 21 |
| Brian Forster, Rhode Island (I-AA) (TE) | †1985 | 10 | 115 | 1,617 | 12 |
| Chas Gessner, Brown (I-AA) | †2002 | 10 | 114 | 1,166 | 11 |
| Damond Wilkins, Nevada (I-A) | †1996 | 11 | 114 | 1,121 | 4 |
| Chris George, Glenville St. (II) | †1994 | 10 | 113 | 1,339 | 15 |
| Scott Hvistendahl, Augsburg (III) | 1998 | 10 | 112 | 1,860 | 15 |
| Jeff Clay, Catholic (III) | †1997 | 10 | 112 | 1,625 | 20 |
| Sean Pender, Valdosta St. (II) | †1995 | 11 | 111 | 983 | 2 |
| Flynn Cochran, Rensselaer (III) | 2003 | 12 | 109 | 1,274 | 15 |
| James Jordan, Louisiana Tech (I-A) | †2000 | 12 | 109 | 1,003 | 4 |
| Chris Daniels, Purdue (I-A) | 1999 | 11 | 109 | 1,133 | 5 |
| Marcus Harris, Wyoming (I-A) | 1996 | 12 | 109 | 1,650 | 13 |
| Kassim Osgood, San Diego St. (I-A) | 2002 | 13 | 108 | 1,552 | 8 |
| Rashaun Woods, Oklahoma St. (I-A) | 2002 | 13 | 107 | 1,695 | 17 |
| Jamal Allen, Fort Lewis (II) | †2001 | 11 | 106 | 1,086 | 7 |
| Fred Gilbert, Houston (I-A) | †1991 | 11 | 106 | 957 | 7 |
| Barry Wagner, Alabama A&M (II) | †1989 | 11 | 106 | 1,812 | 17 |
| Theo Blanco, Wis.-Stevens Point (III) (RB) | 1987 | 11 | #106 | #1,616 | 8 |

*Record. †National champion. #Record for a running back.

SEASON RECEPTIONS PER GAME

| Player, Team (Division) | Year | G | Rec. | Yards | TD | Rec. PG |
|---|-------|----|------|--------|----|---------|
| Scott Pingel, Westminster (Mo.) (III) | †1999 | 10 | 136 | 1,648 | 24 | 13.6 |
| Howard Twilley, Tulsa (I-A) | †1965 | 10 | 134 | 1,779 | 16 | 13.4 |
| Scott Pingel, Westminster (Mo.) (III) | †1998 | 10 | 130 | *2,157 | 26 | 13.0 |
| Manny Hazard, Houston (I-A) | †1989 | 11 | *142 | 1,689 | 22 | 12.9 |
| Matt Newton, Principia (III) | †1992 | 8 | 98 | 1,487 | 14 | 12.3 |
| Trevor Inasley, Nevada (I-A) | †1999 | 11 | 134 | 2,060 | 13 | 12.2 |
| Stephen Campbell, Brown (I-AA) | †2000 | 10 | 120 | 1,332 | 11 | 12.0 |
| Matt Newton, Principia (III) | †1993 | 8 | 96 | 1,080 | 11 | 12.0 |
| Nate Burleson, Nevada (I-A) | †2002 | 12 | 138 | 1,629 | 12 | 11.8 |
| Alex Van Dyke, Nevada (I-A) | †1995 | 11 | 129 | 1,854 | 16 | 11.7 |
| Chris George, Glenville St. (II) | †1993 | 10 | 117 | 1,876 | 15 | 11.7 |
| Troy Edwards, Louisiana Tech (I-A) | †1998 | 12 | 140 | 1,996 | 27 | 11.7 |
| Brian Forster, Rhode Island (I-AA) (TE) | †1985 | 10 | 115 | 1,617 | 12 | 11.5 |
| Chas Gessner, Brown (I-AA) | †2002 | 10 | 114 | 1,166 | 11 | 11.4 |
| Chris George, Glenville St. (II) | †1994 | 10 | 113 | 1,339 | 15 | 11.3 |
| Scott Hvistendahl, Augsburg (III) | 1998 | 10 | 112 | 1,860 | 15 | 11.2 |
| Jeff Clay, Catholic (III) | †1997 | 10 | 112 | 1,625 | 20 | 11.2 |
| Brad Bailey, West Tex. A&M (II) | 1994 | 11 | 119 | 1,552 | 16 | 10.8 |
| Ben Fox, Hanover (III) | †1995 | 9 | 95 | 1,087 | 15 | 10.6 |
| Sean Munroe, Mass.-Boston (III) | 1992 | 9 | 95 | 1,693 | 17 | 10.6 |

*Record. †National champion.

SINGLE-GAME RECEPTIONS

| No. | Div. | Player, Team (Opponent) | Date |
|-----|------|---|----------------|
| 24 | I-AA | Chas Gessner, Brown (Rhode Island) | Oct. 5, 2002 |
| 24 | I-AA | Jerry Rice, Mississippi Val. (Southern U.) | Oct. 1, 1983 |
| 23 | II | Chris George, Glenville St. (West Va. Wesleyan) | Oct. 15, 1994 |
| 23 | I-A | Randy Gatewood, UNLV (Idaho) | Sept. 17, 1994 |
| 23 | III | Sean Munroe, Mass.-Boston (Mass. Maritime) | Oct. 10, 1992 |

| No. | Div. | Player, Team (Opponent) | Date |
|-----|------|--|----------------|
| 23 | II | Barry Wagner, Alabama A&M (Clark Atlanta) | Nov. 4, 1989 |
| 22 | III | Kevin Holland, Tufts (Bowdoin) | Oct. 9, 2004 |
| 22 | I-AA | Marvin Walker, North Texas (Tulsa) | Nov. 20, 1982 |
| 22 | I-A | Jay Miller, Brigham Young (New Mexico) | Nov. 3, 1973 |
| 21 | I-AA | Carl Morris, Harvard (Dartmouth) | Nov. 2, 2002 |
| 21 | I-AA | Eric Johnson, Yale (Harvard) | Nov. 20, 1999 |
| 21 | I-A | Chris Daniels, Purdue (Michigan St.) | Oct. 16, 1999 |
| 21 | I-A | Troy Edwards, Louisiana Tech (Nebraska) | Aug. 29, 1998 |
| 21 | II | Kevin Swayne, Wayne St. (Neb.) (Drake) | Nov. 9, 1996 |
| 21 | II | Jarett Vito, Emporia St. (Truman) | Nov. 4, 1995 |
| 21# | I-AA | David Pandt, Montana St. (Eastern Wash.) | Sept. 21, 1985 |
| 20 | I-A | Kenny Christian, Eastern Mich. (Temple) | Sept. 23, 2000 |
| 20 | III | Scott Pingel, Westminster (Mo.) (Colorado Col.) | Oct. 30, 1999 |
| 20 | III | Todd Bloom, Hardin-Simmons (Mississippi Col.) | Oct. 12, 1996 |
| 20 | III | Kurt Barth, Eureka (Concordia [Wis.]) | Sept. 28, 1996 |
| 20 | I-AA | Tim Hilton, Cal St. Northridge (St. Mary's [Cal.]) | Nov. 11, 1995 |
| 20 | II | Sean Pender, Valdosta St. (Mississippi Col.) | Nov. 4, 1995 |
| 20 | II | Keylie Martin, N.M. Highlands (Western St.) | Nov. 5, 1994 |
| 20 | III | Rich Johnson, Pace (Fordham) | Nov. 7, 1987 |
| 20 | III | Pete Thompson, Carroll (Wis.) (Augustana [Ill.]) | Nov. 4, 1978 |
| 20 | II | Harold "Red" Roberts, Austin Peay (Murray St.) | Nov. 8, 1969 |
| 20 | I-A | Rick Eber, Tulsa (Idaho St.) | Oct. 7, 1967 |

#Record for a running back.

CAREER YARDS

| Player, Team (Division) | Years | Rec. | Yards | Avg. | TD |
|--|----------------|------|-------|-------|-----|
| Scott Pingel, Westminster (Mo.) (III) | 1996-99 | *436 | 6,108 | 14.0 | 75 |
| Trevor Inasley, Nevada (I-A) | 1996-99 | 298 | 5,005 | 16.8 | 35 |
| Clarence Coleman, Ferris St. (II) | 1998-01 | 323 | 4,983 | 15.4 | 42 |
| Richie Ross, Neb.-Kearney (II) | 2002-05 | 248 | 4,882 | 19.7 | 50 |
| Mark Bartosic, Susquehanna (III) | 2000-03 | 275 | 4,733 | 17.2 | 55 |
| Scott Hvistendahl, Augsburg (III) | 1995-98 | 285 | 4,696 | 16.5 | 40 |
| Jerry Rice, Mississippi Val. (I-AA) | 1981-84 | 301 | 4,693 | 15.6 | 50 |
| Marcus Harris, Wyoming (I-A) | 1993-96 | 259 | 4,518 | 17.4 | 38 |
| Jamaica Rector, Northwest Mo. St. (II) | 2001-04 | 289 | 4,497 | 15.6 | 38 |
| Nick Bublavi, Catholic (III) | 2001-03, 05 | 255 | 4,485 | 17.6 | 43 |
| Chris Samp, Winona St. (II) | 2001-04 | 222 | 4,471 | 20.1 | 53 |
| James Roe, Norfolk St. (II) | 1992-95 | 239 | 4,468 | 18.7 | 46 |
| Rashaun Woods, Oklahoma St. (I-A) | 2000-03 | 293 | 4,412 | 15.1 | 42 |
| Damon Thompson, Virginia St. (II) | 1997-00 | 268 | 4,387 | 16.4 | 37 |
| Ryan Yarborough, Wyoming (I-A) | 1990-93 | 229 | 4,357 | 19.0 | 42 |
| Bruce Cerone, Yankton/Emporia St. (II) | 1965-66, 68-69 | 241 | 4,354 | 18.1 | 49 |
| Troy Edwards, Louisiana Tech (I-A) | 1996-98 | 280 | 4,352 | 15.5 | 50 |
| Dallas Mall, Bentley (II) | 2001-04 | 283 | 4,347 | 15.4 | *78 |
| Aaron Turner, Pacific (I-A) | 1989-92 | 266 | 4,345 | 16.3 | 43 |
| Kurt Barth, Eureka (III) | 1994-97 | 256 | 4,311 | 16.8 | 51 |
| Brad Musso, Wheaton (III.) (III) | 2001-04 | 255 | 4,287 | 16.8 | 36 |
| Terance Mathis, New Mexico (I-A) | 1985-87 | 89 | 4,254 | 16.2 | 36 |
| Brad Duesing, Washington-St. Louis (III) | 2002-05 | 287 | 4,249 | 14.8 | 36 |
| Geoff Noisy, Nevada (I-A) | 1995-98 | 295 | 4,249 | 14.4 | 21 |
| Jacquay Nunnally, Florida A&M (I-AA) | 1997-00 | 317 | 4,239 | 13.4 | 38 |
| Robert Clark, N.C. Central (II) | 1983-86 | 210 | 4,231 | †20.1 | 38 |
| Blake Elliott, St. John's (Minn.) (III) | 2000-03 | 327 | 4,200 | 12.8 | 56 |
| Javarus Dudley, Fordham (I-AA) | 2000-03 | 295 | 4,197 | 14.2 | 34 |
| David Kircus, Grand Valley St. (II) | 1999-02 | 222 | 4,142 | 18.7 | 76 |
| Eric Kimble, Eastern Wash. (I-AA) | 2002-05 | 253 | 4,140 | 16.4 | 46 |

*Record. ‡Record for minimum 180 catches.

CAREER YARDS PER GAME

(Minimum 2,200 Yards; Player must have concluded his career)

| Player, Team (Division[s]) | Years | G | Yards | Yd. PG |
|--|----------------|----|--------|--------|
| Chris George, Glenville St. (II) | 1993-94 | 20 | 3,215 | 160.8 |
| Scott Pingel, Westminster (Mo.) (III) | 1996-99 | 39 | *6,108 | 156.6 |
| Alex Van Dyke, Nevada (I-A) | 1994-95 | 22 | 3,100 | 140.9 |
| Darryl DeShields, Greenville (III) | 1999-01 | 29 | 4,051 | 139.7 |
| Ed Bell, Idaho St. (II) | 1968-69 | 19 | 2,608 | 137.3 |
| Nate Jackson, Menlo (III) | 1999-01 | 29 | 3,976 | 137.1 |
| Troy Edwards, Louisiana Tech (I-A) | 1996-98 | 34 | 4,352 | 128.0 |
| Kevin Curtis, Utah St. (I-A) | 2001-02 | 22 | 2,789 | 126.8 |
| Manny Hazard, Houston (I-A) | 1989-90 | 21 | 2,635 | 125.5 |
| Bruce Cerone, Yankton/Emporia St. (II) | 1965-66, 68-69 | 36 | 4,354 | 120.9 |
| Ron Sellers, Florida St. (I-A) | 1966-68 | 30 | 3,598 | 119.9 |
| Tramon Douglas, Grambling (I-AA) | 2002-03 | 22 | 2,621 | 119.1 |
| Clarence Coleman, Ferris St. (II) | 1998-01 | 42 | 4,983 | 118.6 |
| Mark Bartosic, Susquehanna (III) | 2000-03 | 40 | 4,733 | 118.3 |
| Randy Moss, Marshall (I-AA; I-A) | 1996-97 | 23 | 2,720 | 118.3 |
| Jim Jones, Widener (III) | 1999-01 | 30 | 3,523 | 117.4 |
| Scott Hvistendahl, Augsburg (III) | 1995-98 | 40 | 4,696 | 117.4 |
| Derrick Ingram, UAB (I-AA) | 1993-94 | 22 | 2,572 | 116.9 |
| Carlos Ferralls, Glenville St. (II) | 1994-97 | 35 | 4,091 | 116.9 |
| Damon Thompson, Virginia St. (II) | 1997-00 | 38 | 4,387 | 115.4 |

COLLEGIATE RECORDS

| Player, Team (Division[s]) | Years | G | Yards | Yd. PG |
|-------------------------------------|-------------|----|-------|--------|
| Adam Marino, Mount Union (III) | 1998-00 | 30 | 3,436 | 114.5 |
| Jerry Rice, Mississippi Val. (I-AA) | 1981-84 | 41 | 4,693 | 114.5 |
| Jerry Hendren, Idaho (II) | 1967-69 | 30 | 3,435 | 114.5 |
| Jeff Clay, Catholic (III) | 1994-97 | 36 | 4,101 | 113.9 |
| Trevor Inasley, Nevada (I-A) | 1996-99 | 44 | 5,005 | 113.8 |
| Nakia Jenkins, Utah St. (I-A) | 1996-97 | 22 | 2,483 | 112.9 |
| Nick Bublavi, Catholic (III) | 2001-03, 05 | 40 | 4,485 | 112.1 |
| Elmo Wright, Houston (I-A) | 1968-70 | 30 | 3,347 | 111.6 |
| Howard Twilley, Tulsa (I-A) | 1963-65 | 30 | 3,343 | 111.4 |
| Chris Myers, Kenyon (II) | 1967-70 | 35 | 3,897 | 111.3 |

*Record.

SEASON YARDS

| Player, Team (Division) | Year | Rec. | Yards | Avg. | TD |
|--|-------|------|--------|------|----|
| Scott Pingel, Westminster (Mo.) (III) | ↑1998 | 130 | 2,157 | 16.6 | 26 |
| Trevor Inasley, Nevada (I-A) | ↑1999 | 134 | 2,060 | 15.4 | 13 |
| Troy Edwards, Louisiana Tech (I-A) | ↑1998 | 140 | 1,996 | 14.3 | 27 |
| Chris George, Glenville St. (II) | ↑1993 | 117 | 1,876 | 16.0 | 15 |
| Scott Hvistendahl, Augsburg (III) | 1998 | 112 | 1,860 | 16.6 | 15 |
| Alex Van Dyke, Nevada (I-A) | ↑1995 | 129 | 1,854 | 14.4 | 16 |
| Barry Wagner, Alabama A&M (II) | ↑1989 | 106 | 1,812 | 17.1 | 17 |
| Nick Bublavi, Catholic (III) | ↑2005 | 101 | 1,797 | 17.8 | 15 |
| J.R. Tolver, San Diego St. (I-A) | ↑2002 | 128 | 1,785 | 14.0 | 13 |
| Howard Twilley, Tulsa (I-A) | ↑1965 | 134 | 1,779 | 13.3 | 16 |
| Evan Prall, East Stroudsburg (II) | 2005 | 88 | 1,766 | 20.1 | 23 |
| Josh Reed, LSU (I-A) | ↑2001 | 94 | 1,740 | 18.5 | 7 |
| Chris Perry, Adams St. (II) | ↑1995 | 88 | 1,719 | 19.5 | 21 |
| Ashley Lelie, Hawaii (I-A) | 2001 | 84 | 1,713 | 20.4 | 19 |
| Eddie Conti, Delaware (I-AA) | ↑1998 | 91 | 1,712 | 18.8 | 10 |
| Troy Edwards, Louisiana Tech (I-A) | ↑1997 | 102 | 1,707 | 16.7 | 13 |
| Tramon Douglas, Grambling (I-AA) | ↑2002 | 92 | 1,704 | 18.5 | 18 |
| Rashaun Woods, Oklahoma St. (I-A) | 2002 | 107 | 1,695 | 15.8 | 17 |
| Sean Munroe, Mass.-Boston (III) | ↑1992 | 95 | 1,693 | 17.8 | 17 |
| Manny Hazard, Houston (I-A) | ↑1989 | *142 | 1,689 | 11.9 | 22 |
| Nick Cushman, Albright (III) | ↑2004 | 101 | 1,682 | 16.6 | 17 |
| Jerry Rice, Mississippi Val. (I-AA) | ↑1984 | 103 | 1,682 | 16.3 | 27 |
| Kevin Ingram, West Chester (II) | ↑1998 | 115 | 1,673 | 14.5 | 21 |
| Larry Fitzgerald, Pittsburgh (I-A) | ↑2003 | 92 | 1,672 | 18.2 | 22 |
| Marcus Harris, Wyoming (I-A) | ↑1996 | 109 | 1,650 | 15.1 | 13 |
| Scott Pingel, Westminster (Mo.) (III) | ↑1999 | 136 | 1,648 | 12.1 | 24 |
| Randy Mass, Marshall (I-A) | 1997 | 90 | 1,647 | 18.3 | 25 |
| Ellis DeBrow, Delta St. (II) | ↑2003 | 77 | 1,637 | 21.3 | 18 |
| Mark DeBrito, Bentley (II) | 1999 | 101 | 1,637 | 16.2 | 19 |
| Nate Burleson, Nevada (I-A) | 2002 | 138 | 1,629 | 11.8 | 12 |
| Jeff Clay, Catholic (III) | ↑1997 | 112 | 1,625 | 14.5 | 25 |
| DaVon Fowlkes, Appalachian St. (I-AA) | ↑2004 | 103 | 1,618 | 15.7 | 14 |
| Brian Forster, Rhode Island (I-AA) (TE) | ↑1985 | 115 | 1,617 | 14.1 | 12 |
| Theo Blanco, Wis.-Stevens Point (III) (RB) | 1987 | #106 | #1,616 | 15.2 | 8 |
| Steve Angeletta, Union (N.Y.) (III) | 2005 | 99 | 1,612 | 16.3 | 11 |

*Record. †National champion. #Record for a running back.

SEASON YARDS PER GAME

| Player, Team (Division) | Year | G | Rec. | Yards | Yd. PG |
|---------------------------------------|-------|----|------|--------|--------|
| Scott Pingel, Westminster (Mo.) (III) | ↑1998 | 10 | 130 | *2,157 | 215.7 |
| Sean Munroe, Mass.-Boston (III) | ↑1992 | 9 | 95 | 1,693 | 188.1 |
| Chris George, Glenville St. (II) | ↑1993 | 10 | 117 | 1,876 | 187.6 |
| Trevor Inasley, Nevada (I-A) | ↑1999 | 11 | 134 | 2,060 | 187.3 |
| Scott Hvistendahl, Augsburg (III) | 1998 | 10 | 112 | 1,860 | 186.0 |
| Matt Newton, Principia (III) | ↑1992 | 8 | 98 | 1,487 | 185.9 |
| Nick Bublavi, Catholic (III) | ↑2005 | 10 | 101 | 1,797 | 179.7 |
| Howard Twilley, Tulsa (I-A) | ↑1965 | 10 | 134 | 1,779 | 177.9 |
| Chris Perry, Adams St. (II) | ↑1995 | 10 | 88 | 1,719 | 171.9 |
| Alex Van Dyke, Nevada (I-A) | ↑1995 | 11 | 129 | 1,854 | 168.5 |
| Jerry Rice, Mississippi Val. (I-AA) | ↑1984 | 10 | 103 | 1,682 | 168.2 |
| Troy Edwards, Louisiana Tech (I-A) | ↑1998 | 12 | 140 | 1,996 | 166.3 |
| Scott Pingel, Westminster (Mo.) (III) | ↑1999 | 10 | 136 | 1,648 | 164.8 |
| Barry Wagner, Alabama A&M (II) | ↑1989 | 11 | 106 | 1,812 | 164.7 |
| Bruce Cerone, Emporia St. (II) | ↑1968 | 9 | 91 | 1,479 | 164.3 |
| Jeff Clay, Catholic (III) | ↑1997 | 10 | 112 | 1,625 | 162.5 |
| Jeff Clay, Catholic (III) | ↑1996 | 9 | 81 | 1,460 | 162.2 |
| Brian Forster, Rhode Island (I-AA) | ↑1985 | 10 | 115 | 1,617 | 161.7 |

*Record. †National champion.

SEASON TOUCHDOWN RECEPTIONS

| Player, Team (Division) | Year | G | TD |
|---------------------------------------|------|----|----|
| David Kircus, Grand Valley St. (II) | 2002 | 14 | 35 |
| David Kircus, Grand Valley St. (II) | 2001 | 10 | 28 |
| Troy Edwards, Louisiana Tech (I-A) | 1998 | 12 | 27 |
| Jerry Rice, Mississippi Val. (I-AA) | 1984 | 10 | 27 |
| Scott Pingel, Westminster (Mo.) (III) | 1998 | 10 | 26 |
| Randy Mass, Marshall (I-A) | 1997 | 12 | 25 |
| David Ball, New Hampshire (I-AA) | 2005 | 13 | 24 |
| Dallas Mall, Bentley (II) | 2001 | 12 | 24 |

| Player, Team (Division) | Year | G | TD |
|---|------|----|----|
| Scott Pingel, Westminster (Mo.) (III) | 1999 | 10 | 24 |
| Evan Prall, East Stroudsburg (II) | 2005 | 14 | 23 |
| Rob Giancola, Valparaiso (I-AA) | 2003 | 12 | 23 |
| Ben Nelson, St. Cloud St. (II) | 2002 | 11 | 23 |
| Matt Willis, Hartwick (III) | 2005 | 10 | 22 |
| Casey Allen, Linfield (III) | 2005 | 11 | 22 |
| Chris Samp, Winona St. (II) | 2004 | 12 | 22 |
| Larry Fitzgerald, Pittsburgh (I-A) | 2003 | 13 | 22 |
| Blake Elliott, St. John's (Minn.) (III) | 2002 | 14 | 22 |
| Manny Hazard, Houston (I-A) | 1989 | 11 | 22 |
| Dallas Mall, Bentley (II) | 2004 | 10 | 21 |
| Vincent Jackson, Northern Colo. (II) | 2003 | 11 | 21 |
| David Snider, Grinnell (III) | 1998 | 10 | 21 |
| Chris Perry, Adams St. (II) | 1995 | 10 | 21 |
| Brandon Simmons, West Chester (II) | 2004 | 15 | 20 |
| Ryan Soule, Hartwick (III) | 2002 | 10 | 20 |
| Ryan Johnson, Hartwick (III) | 2001 | 10 | 20 |
| Brian Dolph, Saginaw Valley (II) | 2000 | 11 | 20 |
| Kirk Aikens, Hartwick (III) | 1998 | 10 | 20 |
| Manny Hazard, Ohio Northern (III) | 1998 | 10 | 20 |
| Jeff Clay, Catholic (III) | 1997 | 10 | 20 |
| John Aromando, TCNJ (III) | 1983 | 10 | 20 |
| Ed Bell, Idaho St. (II) | 1969 | 10 | 20 |

SINGLE-GAME YARDS

| Yds. | Div. | Player, Team (Opponent) | Date |
|------|------|--|----------------|
| 418 | III | Lewis Howes, Principia (Martin Luther) | Oct. 12, 2002 |
| 405 | I-A | Troy Edwards, Louisiana Tech (Nebraska) | Aug. 29, 1998 |
| 401 | II | Kevin Ingram, West Chester (Clarion) | Oct. 31, 1998 |
| 397 | III | Matt Eisenberg, Juniata (Widener) | Nov. 13, 1999 |
| 395 | III | Scott Pingel, Westminster (Mo.) (Bethel [Tenn.]) | Nov. 7, 1998 |
| 386 | III | Nick Bublavi, Catholic (La Salle) | Sept. 15, 2005 |
| 376 | I-AA | Kassim Osgood, Cal Poly (UNL) | Nov. 4, 2000 |
| 370 | I-AA | Michael Lerch, Princeton (Brown) | Oct. 12, 1991 |
| 370 | II | Barry Wagner, Alabama A&M (Clark Atlanta) | Nov. 4, 1989 |
| 364 | III | Jeff Clay, Catholic (Albright) | Nov. 16, 1996 |
| 363 | I-A | Randy Gatewood, UNLV (Idaho) | Sept. 17, 1994 |
| 363 | II | Tom Nettles, San Diego St. (Southern Miss.) | Nov. 9, 1968 |
| 362 | III | Matt Surette, WPI (Springfield) | Oct. 25, 1997 |
| 354 | I-AA | Eddie Conti, Delaware (Connecticut) | Nov. 7, 1998 |
| 354 | II | Robert Clark, N.C. Central (Jackson St.) | Aug. 30, 1986 |
| 352 | II | Chad Luttrell, Henderson St. (Arkansas Tech) | Oct. 28, 2000 |
| 349 | I-A | Chuck Hughes, UTEP (North Texas) | Sept. 18, 1965 |
| 332 | III | Ryan Pifer, Heidelberg (Marietta) | Nov. 8, 1997 |
| 332 | III | Sean Munroe, Mass.-Boston (Mass. Maritime) | Oct. 10, 1992 |
| 330 | I-AA | Nate Singleton, Grambling (Virginia Union) | Sept. 14, 1991 |
| 327@ | I-AA | Brian Forster, Rhode Island (Brown) | Sept. 28, 1985 |
| 326 | I-A | Nate Burleson, Nevada (San Jose St.) | Nov. 10, 2001 |
| 325 | II | Paul Zaeske, North Park (North Central [Ill.]) | Oct. 12, 1968 |
| 322 | I-A | Rick Eber, Tulsa (Idaho St.) | Oct. 7, 1967 |
| 319 | II | Kyle Henderson, West Ala. (Valdosta St.) | Oct. 26, 2002 |
| 319 | I-AA | Jason Cristino, Lehigh (Lafayette) | Nov. 21, 1992 |
| 318 | I-A | Harry Wood, Tulsa (Idaho St.) | Oct. 7, 1967 |
| 317 | II | Richie Ross, Neb.-Kearney (Fort Hays St.) | Nov. 1, 2003 |
| 317 | II | Dan Fulton, Neb.-Omaha (South Dakota) | Sept. 4, 1976 |
| 316 | I-AA | Marcus Hinton, Alcorn St. (Chattanooga) | Sept. 10, 1994 |
| 316 | I-A | Jeff Evans, New Mexico St. (Southern Ill.) | Sept. 30, 1978 |
| 314 | III | Matt Eisenberg, Juniata (Albright) | Oct. 2, 1999 |
| 314 | I-A | Alex Van Dyke, Nevada (San Jose St.) | Nov. 18, 1995 |
| 310 | III | Randell Knapp, Mount Union (Wis.-Whitewater) | Sept. 6, 2003 |
| 310 | III | Jace Metzner, Ohio Northern (John Carroll) | Oct. 20, 2001 |
| 310 | III | Jeff Clay, Catholic (La Salle) | Oct. 11, 1997 |
| 310 | I-A | Chad Mackey, Louisiana Tech (Toledo) | Oct. 19, 1996 |
| 310 | II | Mike Colodi, Colorado Mines (Westminster [Utah]) | Oct. 3, 1970 |

@Record for a tight end.

Defensive Records

Interceptions

CAREER INTERCEPTIONS

| Player, Team (Division[s]) | Years | No. | Yards | Avg. |
|--|-------------|-----|-------|------|
| Tom Collins, Indianapolis (II) | 1982-85 | 37 | 390 | 10.5 |
| Ralph Gebhardt, Rochester (II; III) | 1972; 73-75 | 34 | 406 | 11.9 |
| Dean Diaz, Humboldt St. (II) | 1980-83 | 31 | 328 | 10.6 |
| Bill Grantham, Mo.-Rolla (II) | 1977-80 | 29 | 263 | 9.1 |
| Eugene Hunter, Fort Valley St. (II; III) | 1972; 73-74 | 29 | 479 | 16.5 |
| Al Brosky, Illinois (I-A) | 1950-52 | 29 | 356 | 12.3 |
| Leigh Bodden, Duquesne (I-AA) | 1999-02 | 28 | 297 | 10.6 |
| Jason Johnson, Shepherd (II) | 1991-94 | 28 | 321 | 11.5 |

| Player, Team (Division) | Years | No. | Yards | Avg. |
|-------------------------------------|---------|-----|-------|------|
| Rick Bealer, Lycoming (III) | 1987-90 | 28 | 279 | 10.0 |
| Brian Feterolf, Aurora (III) | 1986-89 | 28 | 390 | 13.9 |
| Dave Murphy, Holy Cross (I-AA) | 1986-89 | 28 | 309 | 11.0 |
| Brent Grimes, Shippensburg (II) | 2002-05 | 27 | 314 | 11.6 |
| Andrew Ostrand, Carroll (WV.) (III) | 1990-93 | 27 | 258 | 9.6 |
| Tim Lennon, Curry (III) | 1986-89 | 27 | 190 | 7.0 |
| Scott Stanitous, Moravian (III) | 1985-88 | 27 | 178 | 6.6 |
| Mike Hintz, Wis.-Platteville (III) | 1983-86 | 27 | 183 | 6.8 |
| Martin Bayless, Bowling Green (I-A) | 1980-83 | 27 | 266 | 9.9 |
| John Provost, Holy Cross (I-A) | 1972-74 | 27 | 470 | 17.4 |
| Cory Mabry, Susquehanna (III) | 1988-91 | 26 | 400 | 15.4 |
| Mark Dornier, Juniata (III) | 1984-87 | 26 | 443 | 17.0 |
| Tony Woods, Bloomsburg (II) | 1982-85 | 26 | 105 | 4.0 |
| Jeff Hughes, Ripon (III) | 1975-78 | 26 | 333 | 12.8 |
| Buster West, Gust. Adolphus (II) | 1967-70 | 26 | 192 | 7.4 |

SEASON INTERCEPTIONS

| Player, Team (Division) | Year | No. | Yards |
|--|-------|-----|-------|
| Ben Matthews, Bethel (Minn.) (III) | †2000 | 15 | 134 |
| Mark Dornier, Juniata (III) | †1987 | 15 | 202 |
| Pierre Thomas, Mo. Western St. (II) | 2003 | 14 | 362 |
| Rashean Mathis, Bethune-Cookman (I-AA) | †2002 | 14 | *455 |
| Eugene Hunter, Fort Valley St. (II) | †1972 | 14 | 211 |
| Luther Howard, Delaware St. (II) | †1972 | 14 | 99 |
| Tom Rezzuti, Northeastern (II) | †1971 | 14 | 153 |
| Jim Blackwell, Southern U. (II) | †1970 | 14 | 196 |
| Carl Ray Harris, Fresno St. (II) | †1970 | 14 | 98 |
| Al Worley, Washington (I-A) | †1968 | 14 | 130 |

*Record. †National champion.

Total Tackles

(Since 2000)

CAREER TOTAL TACKLES PER GAME

(Min. 275 Total Tackles; Player must have concluded his career)

| Player, Team (Division) | Years | G | Solo | Ast | Total | Avg. |
|---|---------|----|------|-----|-------|-------|
| Jason Ocean, Livingstone (II) | 2000-03 | 37 | 193 | 323 | 516 | 13.95 |
| Josh Cain, Chattanooga (I-AA) | 2000-02 | 34 | 273 | 177 | 450 | 13.2 |
| Boomer Grigsby, Illinois St. (I-AA) | 2001-04 | 44 | 325 | 225 | *550 | 12.5 |
| E.J. Henderson, Maryland (I-A) | 2000-02 | 35 | 308 | 126 | 434 | 12.4 |
| Ron Swearingin, Capital (III) | 2000-03 | 40 | 282 | 217 | 499 | 12.5 |
| Matt O'Bryant, Millsaps (III) | 2000-03 | 38 | 236 | 226 | 462 | 12.2 |
| Hanik Milligan, Houston (I-A) | 2000-02 | 34 | 235 | 170 | 405 | 11.9 |
| Casey Urlacher, Lake Forest (III) | 2000-02 | 31 | 158 | 197 | 355 | 11.5 |
| Tim McGarigle, Northwestern (I-A) | 2002-05 | 48 | 319 | 226 | 545 | 11.4 |
| Rod Davis, Southern Miss. (I-A) | 2000-03 | 47 | *360 | 166 | 526 | 11.2 |
| Liam Ezekiel, Northeastern (I-AA) | 2001-04 | 44 | 218 | 271 | 489 | 11.1 |
| Justin Beriault, Ball St. (I-A) | 2001-04 | 46 | 267 | 241 | 508 | 11.0 |
| Eric Walker, Mo. Western St. (II) | 2000-02 | 31 | 168 | 168 | 336 | 10.8 |
| Ryan Fowler, Duke (I-A) | 2000-03 | 46 | 286 | 209 | 495 | 10.8 |
| Dantonio Burnette, North Carolina St. (I-A) | 2000-02 | 34 | 185 | 178 | 363 | 10.7 |
| Deric Sieck, Winona St. (II) | 2000-03 | 49 | 275 | 242 | 517 | 10.6 |
| Bruce Renner, Indianapolis (II) | 2002-05 | 42 | 242 | 198 | 440 | 10.5 |
| Grant Wiley, West Virginia (I-A) | 2000-03 | 47 | 298 | 194 | 492 | 10.5 |
| Jordan Beck, Cal Poly (I-AA) | 2001-04 | 43 | 270 | 179 | 449 | 10.4 |
| Josh Smith, Navy (I-A) | 2002-04 | 34 | 164 | 190 | 354 | 10.4 |
| Nick Ricks, Eastern Ill. (I-AA) | 2000-03 | 47 | 298 | 180 | 478 | 10.2 |
| Jerry Schumacher, Illinois (I-A) | 2000-02 | 35 | 236 | 115 | 351 | 10.0 |
| Lee Russell, Western Ill. (I-AA) | 2000-03 | 48 | 317 | 163 | 480 | 10.0 |
| Grant Gould, Washburn (II) | 2002-05 | 46 | 207 | 252 | 459 | 10.0 |
| Dexter Reid, North Carolina (I-A) | 2000-03 | 47 | 304 | 162 | 466 | 9.9 |
| Steve Sheeler, Stonehill (II) | 2000-03 | 41 | 230 | 172 | 402 | 9.8 |
| Daniel Leger, Colorado Mines (II) | 2001-04 | 46 | 236 | 210 | 446 | 9.7 |
| Alfred Fincher, Connecticut (I-A) | 2002-04 | 36 | 181 | 166 | 347 | 9.6 |
| Matt Nelson, Wofford (I-AA) | 2000-03 | 47 | 296 | 156 | 452 | 9.6 |
| Matt Pusateri, Miami (Ohio) (I-A) | 2001-04 | 51 | 313 | 172 | 485 | 9.5 |

*Record.

SEASON TOTAL TACKLES PER GAME

| Player, Team (Division) | Year | G | Solo | Ast | Total | Avg. |
|-------------------------------------|-------|----|------|-----|-------|------|
| Robert Gunn, Earlham (III) | †2000 | 10 | 106 | 72 | 178 | 17.8 |
| Donnie Hohman, Chapman (III) | †2002 | 10 | 77 | 95 | 172 | 17.2 |
| Boomer Grigsby, Illinois St. (I-AA) | †2002 | 11 | 108 | 71 | 179 | 16.3 |
| Kevin Talley, Norfolk St. (I-AA) | †2003 | 12 | 75 | 120 | *195 | 16.3 |
| Robert Aguilar, Greenville (III) | 2000 | 10 | 101 | 61 | 162 | 16.2 |
| Josh Cain, Chattanooga (I-AA) | 2002 | 12 | 113 | 79 | 192 | 16.0 |
| Allen Minus, Lincoln (Mo.) (II) | †2004 | 10 | 73 | 86 | 159 | 15.9 |
| Bryan Meuse, Nichols (III) | †2005 | 9 | 72 | 71 | 143 | 15.9 |
| Jeremy Vanisacker, Kalamazoo (III) | †2004 | 8 | 76 | 50 | 126 | 15.8 |
| Isaac Sieling, Gust. Adolphus (III) | 2004 | 10 | 55 | 102 | 157 | 15.7 |

| Player, Team (Division) | Year | G | Solo | Ast | Total | Avg. |
|--|-------|----|------|-----|-------|------|
| Jason Ocean, Livingstone (II) | †2001 | 9 | 50 | 91 | 141 | 15.7 |
| Mike Matson, Augsburg (III) | 2005 | 10 | 75 | 81 | 156 | 15.6 |
| Rick Sherrod, West Virginia (I-A) | †2001 | 10 | 102 | 54 | 156 | 15.6 |
| Lance Ramer, Rochester (III) | 2000 | 10 | 87 | 69 | 156 | 15.6 |
| Taz Wallace, Adrian (III) | 2004 | 10 | 100 | 55 | 155 | 15.5 |
| Kelvin Hutcheson, Averett (III) | †2001 | 8 | 56 | 68 | 124 | 15.5 |
| Graham Goldwasser, Williams (III) | †2003 | 8 | 43 | 80 | 123 | 15.4 |
| Edgerton Hartwell, Western Ill. (I-AA) | †2000 | 11 | 107 | 62 | 169 | 15.4 |

*Record. †National champion.

CAREER TOTAL TACKLES

| Player, Team (Division) | Years | G | Solo | Ast | Total |
|-------------------------------------|-------------|----|------|------|-------|
| Boomer Grigsby, Illinois St. (I-AA) | 2001-04 | 44 | 325 | 225 | 550 |
| Tim McGarigle, Northwestern (I-A) | 2002-05 | 48 | 319 | 226 | 545 |
| Casey McConnell, Kenyon (III) | 2001-03, 05 | 40 | 294 | 237 | 531 |
| Rod Davis, Southern Miss. (I-A) | 2000-03 | 47 | *360 | 166 | 526 |
| Deric Sieck, Winona St. (II) | 2000-03 | 49 | 275 | 242 | 517 |
| Jason Ocean, Livingstone (II) | 2000-03 | 37 | 193 | *323 | 516 |
| Justin Beriault, Ball St. (I-A) | 2001-04 | 46 | 267 | 241 | 508 |
| Ron Swearingin, Capital (III) | 2000-03 | 40 | 282 | 217 | 499 |
| Ryan Fowler, Duke (I-A) | 2000-03 | 46 | 286 | 209 | 495 |
| Grant Wiley, West Virginia (I-A) | 2000-03 | 47 | 298 | 194 | 492 |
| Liam Ezekiel, Northeastern (I-AA) | 2001-04 | 44 | 218 | 271 | 489 |
| Matt Pusateri, Miami (Ohio) (I-A) | 2001-04 | 51 | 313 | 172 | 485 |
| Lee Russell, Western Ill. (I-AA) | 2000-03 | 48 | 317 | 163 | 480 |
| Mike Fox, St. John Fisher (III) | 2001-04 | 42 | 221 | 257 | 478 |
| Nick Ricks, Eastern Ill. (I-AA) | 2000-03 | 47 | 298 | 180 | 478 |
| Matt O'Bryant, Millsaps (III) | 2000-03 | 38 | 236 | 226 | 472 |
| Dexter Reid, North Carolina (I-A) | 2000-03 | 47 | 304 | 162 | 466 |
| Grant Gould, Washburn (II) | 2002-05 | 46 | 207 | 252 | 459 |
| Derrick Johnson, Texas (I-A) | 2001-04 | 49 | 281 | 177 | 458 |
| Abdul Hodge, Iowa (I-A) | 2002-05 | 50 | 289 | 164 | 453 |
| Josh Cain, Chattanooga (I-AA) | 2000-02 | 34 | 273 | 177 | 450 |
| Jordan Beck, Cal Poly (I-AA) | 2001-04 | 43 | 270 | 179 | 449 |
| Daniel Leger, Colorado Mines (II) | 2001-04 | 46 | 236 | 210 | 446 |
| John Leake, Clemson (I-A) | 2000-03 | 49 | 244 | 199 | 443 |
| Bruce Renner, Indianapolis (II) | 2002-05 | 42 | 242 | 198 | 440 |
| E.J. Henderson, Maryland (I-A) | 2000-02 | 35 | 308 | 126 | 434 |
| Adam Seward, UNLV (I-A) | 2001-04 | 46 | 215 | 218 | 433 |
| Barrett Ruud, Nebraska (I-A) | 2001-04 | 50 | 218 | 214 | 432 |
| Erik Dandy, Western Ky. (I-AA) | 2000-03 | 45 | 241 | 183 | 424 |
| Terrell Jones, Miami (Ohio) (I-A) | 2000-03 | 47 | 258 | 166 | 424 |

*Record.

SEASON TOTAL TACKLES

| Player, Team (Division) | Year | G | Solo | Ast | Total |
|--|-------|----|------|-----|-------|
| Kevin Talley, Norfolk St. (I-AA) | †2003 | 12 | 75 | 120 | 195 |
| Lawrence Flugence, Texas Tech (I-A) | 2002 | 14 | 124 | 69 | 193 |
| Josh Cain, Chattanooga (I-AA) | 2002 | 12 | 113 | 79 | 192 |
| Josh Buhl, Kansas St. (I-A) | 2003 | 15 | 109 | 75 | 184 |
| Tom Ward, Toledo (I-A) | 2002 | 14 | 107 | 73 | 180 |
| Jimmy Cottrell, New Mexico St. (I-A) | †2005 | 12 | 90 | 89 | 179 |
| Boomer Grigsby, Illinois St. (I-AA) | 2003 | 12 | 109 | 70 | 179 |
| Boomer Grigsby, Illinois St. (I-AA) | †2002 | 11 | 108 | 71 | 179 |
| Robert Gunn, Earlham (III) | †2000 | 10 | 106 | 72 | 178 |
| E.J. Henderson, Maryland (I-A) | 2002 | 14 | *135 | 40 | 175 |
| Donnie Hohman, Chapman (III) | †2002 | 10 | 77 | 95 | 172 |
| Dietrich Lapsley, Indiana St. (I-AA) | 2002 | 12 | 103 | 68 | 171 |
| B.J. Russell, Mesa St. (II) | 2004 | 11 | 71 | 98 | 169 |
| John Leake, Clemson (I-A) | 2002 | 13 | 81 | 88 | 169 |
| Edgerton Hartwell, Western Ill. (I-AA) | †2000 | 11 | 107 | 62 | 169 |

*Record. †National champion.

SINGLE-GAME TOTAL TACKLES

| Tkls. | Div. | Player, Team (Opponent) | Date |
|-------|------|--|----------------|
| 30 | III | Bryan Meuse, Nichols (Endicott) | Oct. 29, 2005 |
| 30 | II | Shaun Maloney, Minn.-Morris (Minn. St. Moorhead) | Oct. 27, 2001 |
| 29 | III | Adam Neitzel, Wis.-La Crosse (Wis.-Eau Claire) | Oct. 22, 2005 |
| 29 | II | Jim Couretas, Northern Mich. (Findlay) | Sept. 10, 2005 |
| 28 | III | Mike Matson, Augsburg (Bethel [Minn.]) | Nov. 4, 2005 |
| 28 | II | Brent Russell, Mesa St. (Fort Lewis) | Sept. 11, 2004 |
| 27 | III | Casey McConnell, Kenyon (Centre) | Sept. 7, 2002 |
| 26 | III | Chris Kern, Simpson (Luther) | Nov. 13, 2004 |
| 26 | I-AA | Boomer Grigsby, Illinois St. (Youngstown St.) | Nov. 9, 2002 |
| 26 | I-A | Doug Szymul, Northwestern (Navy) | Sept. 21, 2002 |
| 26 | I-A | Brian Leigeb, Central Mich. (Northern Ill.) | Nov. 17, 2000 |
| 25 | I-AA | Chad Nkang, Elon (Chattanooga) | Oct. 15, 2005 |
| 25 | I-A | Tim McGarigle, Northwestern (Wisconsin) | Oct. 8, 2005 |
| 25 | I-AA | Kevin Talley, Norfolk St. (N.C. A&T) | Oct. 4, 2003 |
| 25 | I-A | DeMeco Ryans, Alabama (Arkansas) | Sept. 27, 2003 |
| 25 | I-AA | Nick Ricks, Eastern Ill. (Eastern Ky.) | Oct. 12, 2002 |
| 25 | I-A | Bob Sanders, Iowa (Indiana) | Oct. 20, 2001 |
| 25 | I-AA | Tim Johnson, Youngstown St. (Hofstra) | Nov. 4, 2000 |
| 25 | II | Alan Slaughter, Tusculum (Lenoir-Rhyne) | Sept. 30, 2000 |

Solo Tackles

CAREER SOLO TACKLES PER GAME

(Min. 225 Solo Tackles; Player must have concluded his career)

| Player, Team (Division) | Years | G | Solo | Avg. |
|-------------------------------------|-------------|----|------|------|
| E.J. Henderson, Maryland (I-A) | 2000-02 | 35 | 308 | 8.80 |
| Josh Cain, Chattanooga (I-AA) | 2000-02 | 34 | 273 | 8.03 |
| Rod Davis, Southern Miss. (I-A) | 2000-03 | 47 | *360 | 7.66 |
| Boomer Grigsby, Illinois St. (I-AA) | 2001-04 | 44 | 325 | 7.39 |
| Casey McConnell, Kenyon (III) | 2001-03, 05 | 40 | 294 | 7.35 |
| Ron Swearingin, Capital (III) | 2000-03 | 40 | 282 | 7.05 |
| Hanik Milligan, Houston (I-A) | 2000-02 | 34 | 235 | 6.91 |
| Jerry Schumacher, Illinois (I-A) | 2000-02 | 35 | 236 | 6.74 |
| Tim McGarigle, Northwestern (I-A) | 2002-05 | 48 | 319 | 6.65 |
| Lee Russell, Western Ill. (I-AA) | 2000-03 | 48 | 317 | 6.60 |
| Dexter Reid, North Carolina (I-A) | 2000-03 | 47 | 304 | 6.47 |
| Grant Wiley, West Virginia (I-A) | 2000-03 | 47 | 298 | 6.34 |
| Nick Ricks, Eastern Ill. (I-AA) | 2000-03 | 47 | 298 | 6.34 |
| Matt Nelson, Wofford (I-AA) | 2000-03 | 47 | 296 | 6.30 |
| Jordan Beck, Cal Poly (I-AA) | 2001-04 | 43 | 270 | 6.28 |
| Ryan Fowler, Duke (I-A) | 2000-03 | 46 | 286 | 6.22 |
| Matt O'Bryant, Millsaps (III) | 2000-03 | 38 | 236 | 6.21 |
| Nick Duffy, Northern Ill. (I-A) | 2000-03 | 39 | 236 | 6.05 |
| James King, Central Mich. (I-A) | 2001-04 | 45 | 268 | 5.96 |
| Akil Grant, Northern Ill. (I-A) | 2000-03 | 42 | 246 | 5.86 |

*Record.

SEASON SOLO TACKLES PER GAME

| Player, Team (Division) | Year | G | Solo | Avg. |
|--|-------|----|------|------|
| Robert Gunn, Earlham (III) | †2000 | 10 | 106 | 10.6 |
| Rick Sherrod, West Virginia (I-A) | †2001 | 10 | 102 | 10.2 |
| Robert Aguilar, Greenville (III) | 2000 | 10 | 101 | 10.1 |
| Boomer Grigsby, Illinois St. (I-AA) | †2002 | 11 | 108 | 9.82 |
| Edgerton Hartwell, Western Ill. (I-AA) | †2000 | 11 | 107 | 9.73 |
| Hunter Hillenmeyer, Vanderbilt (I-A) | †2002 | 12 | 116 | 9.67 |
| E.J. Henderson, Maryland (I-A) | 2002 | 14 | *135 | 9.64 |
| E.J. Henderson, Maryland (I-A) | 2001 | 11 | 104 | 9.45 |
| Josh Cain, Chattanooga (I-AA) | 2002 | 12 | 113 | 9.42 |
| Brenden Givan, Stillman (III) | 2000 | 9 | 84 | 9.33 |

*Record. †National champion.

CAREER SOLO TACKLES

| Player, Team (Division) | Years | G | Solo |
|-------------------------------------|-------------|----|------|
| Rod Davis, Southern Miss. (I-A) | 2000-03 | 47 | 360 |
| Boomer Grigsby, Illinois St. (I-AA) | 2001-04 | 44 | 325 |
| Tim McGarigle, Northwestern (I-A) | 2002-05 | 48 | 319 |
| Lee Russell, Western Ill. (I-AA) | 2000-03 | 48 | 317 |
| Matt Pusateri, Miami (Ohio) (I-A) | 2001-04 | 51 | 313 |
| E.J. Henderson, Maryland (I-A) | 2000-02 | 35 | 308 |
| Dexter Reid, North Carolina (I-A) | 2000-03 | 47 | 304 |
| Grant Wiley, West Virginia (I-A) | 2000-03 | 47 | 298 |
| Nick Ricks, Eastern Ill. (I-AA) | 2000-03 | 47 | 298 |
| Matt Nelson, Wofford (I-AA) | 2000-03 | 47 | 296 |
| Casey McConnell, Kenyon (III) | 2001-03, 05 | 40 | 294 |
| Abdul Hodge, Iowa (I-A) | 2002-05 | 50 | 289 |
| Ryan Fowler, Duke (I-A) | 2000-03 | 46 | 286 |
| Ron Swearingin, Capital (III) | 2000-03 | 40 | 282 |
| Derrick Johnson, Texas (I-A) | 2001-04 | 49 | 281 |
| Deric Sieck, Winona St. (II) | 2000-03 | 49 | 275 |
| Josh Cain, Chattanooga (I-AA) | 2000-02 | 34 | 273 |
| Jordan Beck, Cal Poly (I-AA) | 2001-04 | 43 | 270 |
| James King, Central Mich. (I-A) | 2001-04 | 45 | 268 |
| Justin Beriault, Ball St. (I-A) | 2001-04 | 46 | 267 |
| Terrell Jones, Miami (Ohio) (I-A) | 2000-03 | 47 | 258 |
| Chad Greenway, Iowa (I-A) | 2002-05 | 50 | 252 |
| Akil Grant, Northern Ill. (I-A) | 2000-03 | 42 | 246 |
| Bruce Renner, Indianapolis (II) | 2002-05 | 42 | 242 |
| Kirk Morrison, San Diego St. (I-A) | 2000-04 | 47 | 241 |
| Daniel Leger, Colorado Mines (II) | 2001-04 | 46 | 236 |
| Matt O'Bryant, Millsaps (III) | 2000-03 | 38 | 236 |
| Jerry Schumacher, Illinois (I-A) | 2000-02 | 35 | 236 |

SEASON SOLO TACKLES

| Player, Team (Division) | Year | G | Solo |
|--|-------|----|------|
| E.J. Henderson, Maryland (I-A) | 2002 | 14 | 135 |
| Lawrence Flugence, Texas Tech (I-A) | 2002 | 14 | 124 |
| Rod Davis, Southern Miss. (I-A) | 2002 | 13 | 121 |
| Hunter Hillenmeyer, Vanderbilt (I-A) | †2002 | 12 | 116 |
| Andre Maddox, North Carolina St. (I-A) | 2003 | 13 | 113 |
| Josh Cain, Chattanooga (I-AA) | 2002 | 12 | 113 |
| Rod Davis, Southern Miss. (I-A) | †2003 | 12 | 111 |
| Leroy Hill, Clemson (I-A) | 2003 | 13 | 110 |

| Player, Team (Division) | Year | G | Solo |
|--|-------|----|------|
| Josh Buhl, Kansas St. (I-A) | 2003 | 15 | 109 |
| Boomer Grigsby, Illinois St. (I-AA) | 2003 | 12 | 109 |
| Boomer Grigsby, Illinois St. (I-AA) | †2002 | 11 | 108 |
| Dexter Reid, North Carolina (I-A) | 2002 | 12 | 107 |
| Tom Ward, Toledo (I-A) | 2002 | 14 | 107 |
| Edgerton Hartwell, Western Ill. (I-AA) | †2000 | 11 | 107 |
| Robert Gunn, Earlham (III) | †2000 | 10 | 106 |

†National champion.

SINGLE-GAME SOLO TACKLES

| Solo | Div | Player, Team (Opponent) | Date |
|------|------|---|----------------|
| 21 | I-AA | Dan Adams, Holy Cross (Colgate) | Oct. 22, 2005 |
| 21 | III | Tim Rotenberry, North Park (Millikin) | Oct. 16, 2004 |
| 20 | I-A | Tyrell Johnson, Arkansas St. (North Texas) | Nov. 26, 2005 |
| 20 | III | Anthony Venturino, Utica (Springfield) | Oct. 2, 2004 |
| 19 | II | Eric Portley, Fayetteville St. (N.C. Central) | Oct. 8, 2005 |
| 19 | I-A | Doug Szymul, Northwestern (Navy) | Sept. 21, 2002 |
| 18 | II | Kevin Jones, St. Augustine's (Johnson C. Smith) | Oct. 8, 2005 |
| 18 | II | DeLaurence Walker, Fayetteville St. (Winston-Salem) | Oct. 1, 2005 |
| 18 | I-AA | Jordan Beck, Cal Poly (Eastern Wash.) | Nov. 6, 2004 |
| 18 | II | Todd Lowe, Merrimack (C.W. Post) | Oct. 30, 2004 |
| 18 | III | Tim Rotenberry, North Park (Augustana [Ill.]) | Oct. 2, 2004 |
| 18 | I-AA | Nick Ricks, Eastern Ill. (Eastern Ky.) | Oct. 12, 2002 |
| 18 | I-A | Nick Duffy, Northern Ill. (Ball St.) | Nov. 17, 2001 |
| 18 | I-A | Brian Leigeb, Central Mich. (Northern Ill.) | Nov. 17, 2000 |
| 17 | I-A | Nelson Coleman, Tulsa (Rice) | Oct. 15, 2005 |
| 17 | III | Ron Ringgold, McDaniel (Dickinson) | Oct. 15, 2005 |
| 17 | I-A | A.J. Nicholson, Florida St. (Boston College) | Sept. 17, 2005 |
| 17 | III | Ward Brady, Elmhurst (Ill. Wesleyan) | Oct. 2, 2004 |
| 17 | I-A | Matt McCoy, San Diego St. (Michigan) | Sept. 18, 2004 |
| 17 | I-A | Tom Ward, Toledo (UNLV) | Sept. 21, 2002 |
| 17 | III | Casey McConnell, Kenyon (Centre) | Sept. 7, 2002 |

Tackles for Loss

CAREER TACKLES FOR LOSS PER GAME

(Min. 25 Tackles for Loss; Player must have concluded his career)

| Player, Team (Division) | Years | G | Solo | Ast | Total | Avg. |
|--|-------------|----|------|-----|-------|------|
| Steven Wilson, King's (Pa.) (III) | 2000-02 | 32 | 105 | 3 | *106 | 3.33 |
| Brenden Givan, Stillman (III) | 2000-02 | 28 | 74 | 3 | 75 | 2.70 |
| Charlie Cook, C.W. Post (II) | 2000-01 | 19 | 49 | 0 | 49 | 2.58 |
| Steve Baggs, Bethune-Cookman (I-AA) | 2002-03 | 25 | 53 | 18 | 62 | 2.48 |
| Vince King, Wartburg (III) | 2000-03 | 37 | 83 | 0 | 83 | 2.24 |
| Brandon Tisdale, Wilmington (Ohio) (III) | 2001-04 | 40 | 88 | 3 | 89 | 2.24 |
| Kevin Culbert, Frostburg St. (III) | 2002-05 | 42 | 84 | 7 | 87 | 2.08 |
| Jason Ocean, Livingstone (II) | 2000-03 | 37 | 68 | 12 | 74 | 2.00 |
| Anthony Jones, Wofford (I-AA) | 2000-02 | 32 | 60 | 0 | 60 | 1.88 |
| Julius Peppers, North Carolina (I-A) | 2000-01 | 23 | 43 | 0 | 43 | 1.87 |
| Terrell Suggs, Arizona St. (I-A) | 2000-02 | 36 | 61 | 9 | 65 | 1.82 |
| E.J. Henderson, Maryland (I-A) | 2000-02 | 35 | 59 | 4 | 61 | 1.74 |
| Mike Lewis, Adrian (III) | 2002-05 | 35 | 58 | 5 | 60 | 1.73 |
| Matt O'Bryant, Millsaps (III) | 2000-03 | 38 | 64 | 0 | 64 | 1.68 |
| Willie Thompson, Illinois Col. (III) | 2001-04 | 40 | 67 | 0 | 67 | 1.68 |
| Sherrod Coates, Western Ky. (I-AA) | 2000-02 | 40 | 67 | 0 | 67 | 1.68 |
| Antwan Peek, Cincinnati (I-A) | 2000-02 | 34 | 56 | 0 | 56 | 1.65 |
| Dan Klecko, Temple (I-A) | 2000-02 | 30 | 49 | 0 | 49 | 1.63 |
| Ron Swearingin, Capital (III) | 2000-03 | 40 | 64 | 0 | 64 | 1.60 |
| Jason Babin, Western Mich. (I-A) | 2000-03 | 47 | 73 | 4 | 75 | 1.60 |
| Paul Hubbard, Northern Colo. (II) | 2002-03 | 25 | 40 | 0 | 40 | 1.60 |
| Michael Holbok, Buffalo St. (III) | 2001-04 | 32 | 49 | 4 | 51 | 1.59 |
| Mike O'Brien, Western Ill. (I-AA) | 2000-03 | 35 | 54 | 0 | 54 | 1.54 |
| Calvin Pace, Wake Forest (I-A) | 2000-02 | 34 | 52 | 0 | 52 | 1.53 |
| Tully Banta-Cain, California (I-A) | 2000-02 | 34 | 49 | 5 | 51 | 1.51 |
| Chris Gocong, Cal Poly (I-AA) | 2001, 03-05 | 41 | 60 | 3 | 61 | 1.50 |
| Aaron McConnell, Pittsburg St. (II) | 2000-03 | 48 | 69 | 6 | 72 | 1.50 |

*Record.

SEASON TACKLES FOR LOSS PER GAME

| Player, Team (Division) | Year | G | Solo | Ast | Total | Avg. |
|--|-------|----|------|-----|-------|------|
| Steven Wilson, King's (Pa.) (III) | †2001 | 10 | 37 | 3 | 38 | 3.85 |
| Russ Watson, Worcester St. (III) | †2000 | 9 | 32 | 0 | 32 | 3.56 |
| Robert Aguilar, Greenville (III) | 2000 | 10 | 35 | 0 | 35 | 3.50 |
| Quincy Malloy, Methodist (III) | 2001 | 10 | 34 | 0 | 34 | 3.40 |
| Patrick Ryan, Benedictine (III.) (III) | †2002 | 10 | 33 | 0 | 33 | 3.30 |
| Steven Wilson, King's (Pa.) (III) | 2002 | 12 | 38 | 2 | *39 | 3.25 |
| Brenden Givan, Stillman (III) | 2001 | 9 | 29 | 0 | 29 | 3.22 |
| Brenden Givan, Stillman (III) | 2000 | 9 | 25 | 7 | 28 | 3.17 |
| Jason Trusnik, Ohio Northern (III) | †2004 | 10 | 27 | 8 | 31 | 3.10 |
| Jason Ripke, Simpson (III) | †2004 | 10 | 26 | 10 | 31 | 3.10 |

| Player, Team (Division) | Year | G | Solo | Ast | Total | Avg. |
|-----------------------------------|------|----|------|-----|-------|------|
| Adam Frantz, Lebanon Valley (III) | 2001 | 10 | 31 | 0 | 31.0 | 3.10 |
| Jeff Heinz, Ill. Wesleyan (III) | 2000 | 10 | 31 | 0 | 31.0 | 3.10 |

*Record. †National champion.

CAREER TACKLES FOR LOSS

| Player, Team (Division) | Years | G | Solo | Ast | Total |
|--|-------------|----|------|-----|-------|
| Steven Wilson, King's (Pa.) (III) | 2000-02 | 32 | 105 | 3 | 106.5 |
| Brandon Tisdale, Wilmington (Ohio) (III) | 2001-04 | 40 | 88 | 3 | 89.5 |
| Kevin Culbert, Frostburg St. (III) | 2002-05 | 42 | 84 | 7 | 87.5 |
| Vince King, Wartburg (III) | 2000-03 | 37 | 83 | 0 | 83.0 |
| Brenden Givan, Stillman (III) | 2000-02 | 28 | 74 | 3 | 75.5 |
| Jason Babin, Western Mich. (I-A) | 2000-03 | 47 | 73 | 4 | 75.0 |
| Jason Ocean, Livingstone (II) | 2000-03 | 37 | 68 | 12 | 74.0 |
| Aaron McConnell, Pittsburg St. (II) | 2000-03 | 48 | 69 | 6 | 72.0 |
| Willie Thompson, Illinois Col. (III) | 2001-04 | 40 | 67 | 0 | 67.0 |
| Sherrad Coates, Western Ky. (I-AA) | 2000-02 | 40 | 67 | 0 | 67.0 |
| Jonathan Goddard, Marshall (I-A) | 2001-04 | 48 | 60 | 11 | 65.5 |
| Terrell Suggs, Arizona St. (I-A) | 2000-02 | 36 | 61 | 9 | 65.5 |
| Derrick Johnson, Texas (I-A) | 2001-04 | 49 | 65 | 0 | 65.0 |
| Ron Swearingin, Capital (III) | 2000-03 | 40 | 64 | 0 | 64.0 |
| Matt O'Bryant, Millsaps (III) | 2000-03 | 38 | 64 | 0 | 64.0 |
| Valdamer Brower, Massachusetts (I-AA) | 2000-03 | 46 | 63 | 0 | 63.0 |
| Adam McGurk, Adams St. (II) | 2002-05 | 44 | 49 | 27 | 62.5 |
| Steve Baggs, Bethune-Cookman (I-AA) | 2002-03 | 25 | 53 | 18 | 62.0 |
| Chris Gocong, Cal Poly (I-AA) | 2001, 03-05 | 41 | 60 | 3 | 61.5 |
| Lee Basinger, Wofford (I-AA) | 2001-04 | 46 | 61 | 0 | 61.0 |
| E.J. Henderson, Maryland (I-A) | 2000-02 | 35 | 59 | 4 | 61.0 |
| Mike Lewis, Adrian (III) | 2002-05 | 35 | 58 | 5 | 60.5 |
| Rod Davis, Southern Miss. (I-A) | 2000-03 | 47 | 60 | 1 | 60.5 |
| Anthony Jones, Wofford (I-AA) | 2000-02 | 32 | 60 | 0 | 60.0 |
| Shaun Phillips, Purdue (I-A) | 2000-03 | 47 | 53 | 13 | 59.5 |
| David Pollack, Georgia (I-A) | 2001-04 | 50 | 58 | 0 | 58.0 |
| Lee Russell, Western Ill. (I-AA) | 2000-03 | 48 | 58 | 0 | 58.0 |
| Jeremy Hood, St. John's (Minn.) (III) | 2000-03 | 47 | 57 | 1 | 57.5 |
| Antwan Peek, Cincinnati (I-A) | 2000-02 | 34 | 56 | 0 | 56.0 |

SEASON TACKLES FOR LOSS

| Player, Team (Division) | Year | G | Solo | Ast | Total |
|--|-------|----|------|-----|-------|
| Steven Wilson, King's (Pa.) (III) | †2002 | 12 | 38 | 2 | 39.0 |
| Steven Wilson, King's (Pa.) (III) | †2001 | 10 | 37 | 3 | 38.5 |
| Charlie Cook, C.W. Post (II) | †2001 | 12 | 36 | 2 | 37.0 |
| Steve Baggs, Bethune-Cookman (I-AA) | †2003 | 12 | 28 | 16 | 36.0 |
| Robert Aguilar, Greenville (III) | 2000 | 10 | 35 | 0 | 35.0 |
| Quincy Malloy, Methodist (III) | 2001 | 10 | 34 | 0 | 34.0 |
| Kevin Culbert, Frostburg St. (III) | †2005 | 11 | 30 | 6 | 33.0 |
| Patrick Ryan, Benedictine (III.) (III) | †2002 | 10 | 33 | 0 | 33.0 |
| Jason Babin, Western Mich. (I-A) | †2003 | 12 | 31 | 2 | 32.0 |
| Russ Watson, Worcester St. (III) | †2000 | 9 | 32 | 0 | 32.0 |
| Terrell Suggs, Arizona St. (I-A) | †2002 | 14 | 27 | 9 | 31.5 |
| Jason Trusnik, Ohio Northern (III) | †2004 | 10 | 27 | 8 | 31.0 |
| Jason Ripke, Simpson (III) | †2004 | 10 | 26 | 10 | 31.0 |
| Sherrad Coates, Western Ky. (I-AA) | 2002 | 15 | 31 | 0 | 31.0 |
| Adam Frantz, Lebanon Valley (III) | 2001 | 10 | 31 | 0 | 31.0 |
| Jeff Heinz, Ill. Wesleyan (III) | 2000 | 10 | 31 | 0 | 31.0 |

†National champion.

SINGLE-GAME TACKLES FOR LOSS

| TFL | Div. | Player, Team (Opponent) | Date |
|-----|------|--|----------------|
| 9.0 | II | Darryl Wilson, Concord (West Virginia St.) | Oct. 8, 2005 |
| 9.0 | II | Ron Ellington, Catawba (Mars Hill) | Oct. 1, 2005 |
| 8.5 | III | Kevin McNamara, St. John's (Minn.) (Monmouth [Ill.]) | Nov. 19, 2005 |
| 8.0 | I-AA | Sherrad Coates, Western Ky. (Indiana St.) | Oct. 26, 2002 |
| 8.0 | III | Brenden Givan, Stillman (Pikeville) | Sept. 1, 2001 |
| 7.0 | III | Ben Hare, North Central (Ill.) (Augsburg) | Sept. 18, 2004 |
| 7.0 | I-AA | Greg Pitts, Texas St. (Texas Southern) | Sept. 21, 2002 |
| 7.0 | I-A | Larry Foote, Michigan (Iowa) | Oct. 27, 2001 |
| 7.0 | I-A | Richard Seigler, Oregon St. (Arizona St.) | Oct. 20, 2001 |
| 7.0 | III | Jon Foss, Bethel (Minn.) (Gust. Adolphus) | Sept. 22, 2001 |
| 7.0 | I-A | Chris Johnson, Kansas St. (Kansas) | Oct. 7, 2000 |
| 6.5 | III | Vance Murphy, Oberlin (Hiram) | Nov. 12, 2005 |
| 6.5 | II | David Heiner, St. Anselm (Stonehill) | Oct. 2, 2004 |
| 6.5 | III | Brandon Clum, Muskingum (Wilmington [Ohio]) | Sept. 18, 2004 |
| 6.5 | I-A | Alex Lewis, Wisconsin (Purdue) | Oct. 18, 2003 |
| 6.5 | III | Daniel McCall, Muhlenberg (Ursinus) | Oct. 18, 2003 |
| 6.5 | III | Dylan Tarr, Rose-Hulman (Millsaps) | Oct. 18, 2003 |
| 6.5 | I-A | Terrell Suggs, Arizona St. (Washington) | Oct. 26, 2002 |
| 6.5 | III | Steven Wilson, King's (Pa.) (Delaware Valley) | Sept. 15, 2001 |

Pass Sacks

CAREER PASS SACKS PER GAME

(Min. 18 Pass Sacks; Player must have concluded his career)

| Player, Team (Division) | Years | G | Solo | Ast | Total | Avg. |
|---|-------------|----|------|-----|-------|------|
| Dwight Freeneey, Syracuse (I-A) | 2000-01 | 19 | 30 | 1 | 30.5 | 1.61 |
| Steven Wilson, King's (Pa.) (III) | 2000-02 | 32 | 49 | 0 | *49.0 | 1.52 |
| Brenden Givan, Stillman (III) | 2000-02 | 28 | 41 | 0 | 41.0 | 1.46 |
| Charlie Cook, C.W. Post (II) | 2000-01 | 19 | 27 | 0 | 27.0 | 1.42 |
| Terrell Suggs, Arizona St. (I-A) | 2000-02 | 36 | 43 | 2 | 44.0 | 1.22 |
| Walter Curry, Albany St. (Ga.) (II) | 2001-04 | 24 | 24 | 10 | 29.0 | 1.21 |
| Mike Lewis, Adrian (III) | 2002-05 | 35 | 35 | 5 | 37.5 | 1.07 |
| Julius Peppers, North Carolina (I-A) | 2000-01 | 23 | 24 | 1 | 24.5 | 1.07 |
| Brandon Tisdale, Wilmington (Ohio) (III) | 2001-04 | 40 | 41 | 3 | 42.5 | 1.06 |
| Brent Hawkins, Illinois St. (I-AA) | 2004-05 | 19 | 19 | 2 | 20.0 | 1.05 |
| Chris Gocong, Cal Poly (I-AA) | 2001, 03-05 | 41 | 36 | 12 | 42.0 | 1.02 |
| Casey Carlson, Pacific Lutheran (III) | 2000-03 | 36 | 34 | 0 | 34.0 | 0.94 |
| Anthony Jones, Wofford (I-AA) | 2000-02 | 32 | 29 | 1 | 29.5 | 0.92 |
| Kevin Culbert, Frostburg St. (III) | 2002-05 | 42 | 35 | 7 | 38.5 | 0.92 |
| Dan Klecko, Temple (I-A) | 2000-02 | 30 | 26 | 0 | 26.0 | 0.87 |
| Joe Peters, Concordia-St. Paul (II) | 2001-03 | 34 | 29 | 0 | 29.0 | 0.85 |
| Jason Babin, Western Mich. (I-A) | 2000-03 | 47 | 37 | 2 | 38.0 | 0.81 |
| Anthony Gargiulo, Dartmouth (I-AA) | 2002-05 | 31 | 25 | 0 | 25.0 | 0.81 |
| Michael Holbok, Buffalo St. (III) | 2001-04 | 32 | 24 | 3 | 25.5 | 0.80 |
| Calvin Pace, Wake Forest (I-A) | 2000-02 | 34 | 27 | 0 | 27.0 | 0.79 |
| Antwan Peek, Cincinnati (I-A) | 2000-02 | 34 | 26 | 2 | 27.0 | 0.79 |
| Tully Banta-Cain, California (I-A) | 2000-02 | 34 | 25 | 3 | 26.5 | 0.78 |
| Paul Hubbard, Northern Colo. (II) | 2002-03 | 25 | 19 | 1 | 19.5 | 0.78 |
| Bo Schobel, TCU (I-A) | 2000-03 | 37 | 27 | 4 | 29.0 | 0.78 |
| Vince King, Wartburg (III) | 2000-03 | 37 | 28 | 1 | 28.5 | 0.77 |
| Kenechi Udezue, Southern California (I-A) | 2001-03 | 37 | 27 | 2 | 28.0 | 0.76 |

*Record.

SEASON PASS SACKS PER GAME

| Player, Team (Division) | Year | G | Solo | Ast | Total | Avg. |
|---|-------|----|------|-----|-------|------|
| Russ Watson, Worcester St. (III) | †2000 | 9 | 24 | 0 | *24.0 | 2.67 |
| Steven Wilson, King's (Pa.) (III) | †2001 | 10 | 18 | 3 | 19.5 | 1.95 |
| Josh Stinehour, Union (N.Y.) (III) | 2001 | 10 | 18 | 2 | 19.0 | 1.90 |
| Michael Gardner, Benedictine (Ill.) (III) | 2000 | 10 | 19 | 0 | 19.0 | 1.90 |
| Andrew Hollingsworth, Towson (I-AA) | †2000 | 9 | 16 | 2 | 17.0 | 1.89 |
| Brenden Givan, Stillman (III) | 2000 | 9 | 16 | 2 | 17.0 | 1.89 |
| Mark Seagraves, Lycoming (III) | 2000 | 9 | 17 | 0 | 17.0 | 1.89 |
| Robert Mathis, Alabama A&M (I-AA) | †2002 | 11 | 19 | 2 | 20.0 | 1.82 |
| Chris Gocong, Cal Poly (I-AA) | †2005 | 13 | 19 | 9 | 23.5 | 1.81 |
| Jason Trusnik, Ohio Northern (III) | †2004 | 10 | 17 | 2 | 18.0 | 1.80 |
| Edith Forestal, Defiance (III) | 2000 | 10 | 18 | 0 | 18.0 | 1.80 |
| Lance Ramer, Rochester (III) | 2000 | 10 | 17 | 2 | 18.0 | 1.80 |

*Record. †National champion.

CAREER PASS SACKS

| Player, Team (Division) | Years | G | Solo | Ast | Total |
|---|-------------|----|------|-----|-------|
| Steven Wilson, King's (Pa.) (III) | 2000-02 | 32 | 49 | 0 | 49.0 |
| Terrell Suggs, Arizona St. (I-A) | 2000-02 | 36 | 43 | 2 | 44.0 |
| Brandon Tisdale, Wilmington (Ohio) (III) | 2001-04 | 40 | 41 | 3 | 42.5 |
| Chris Gocong, Cal Poly (I-AA) | 2001, 03-05 | 41 | 36 | 12 | 42.0 |
| Brenden Givan, Stillman (III) | 2000-02 | 28 | 41 | 0 | 41.0 |
| Kevin Culbert, Frostburg St. (III) | 2002-05 | 42 | 35 | 7 | 38.5 |
| Jason Babin, Western Mich. (I-A) | 2000-03 | 47 | 37 | 2 | 38.0 |
| Jeremy Hood, St. John's (Minn.) (III) | 2000-03 | 47 | 38 | 0 | 38.0 |
| Mike Lewis, Adrian (III) | 2002-05 | 35 | 35 | 5 | 37.5 |
| David Pollack, Georgia (I-A) | 2001-04 | 50 | 35 | 2 | 36.0 |
| Casey Carlson, Pacific Lutheran (III) | 2000-03 | 36 | 34 | 0 | 34.0 |
| Shaun Phillips, Purdue (I-A) | 2000-03 | 47 | 31 | 5 | 33.5 |
| Matt Mitchell, UNI (I-AA) | 2000-03 | 46 | 33 | 0 | 33.0 |
| Adam McGurk, Adams St. (II) | 2002-05 | 44 | 28 | 9 | 32.5 |
| Elvis Dumervil, Louisville (I-A) | 2002-05 | 44 | 31 | 2 | 32.0 |
| Tim Bush, Montana (I-AA) | 2000-03 | 48 | 28 | 7 | 31.5 |
| Dave Ball, UCLA (I-A) | 2000-03 | 49 | 30 | 1 | 30.5 |
| K.T. Stovall, Appalachian St. (I-AA) | 2000-03 | 50 | 28 | 5 | 30.5 |
| Dwight Freeneey, Syracuse (I-A) | 2000-01 | 19 | 30 | 1 | 30.5 |
| Matt Roth, Iowa (I-A) | 2001-04 | 50 | 30 | 0 | 30.0 |
| Anthony Jones, Wofford (I-AA) | 2000-02 | 32 | 29 | 1 | 29.5 |
| Russ Rabe, Minn.-Duluth (II) | 2001-04 | 40 | 29 | 0 | 29.0 |
| Walter Curry, Albany St. (Ga.) (II) | 2001-04 | 24 | 24 | 10 | 29.0 |
| Joe Peters, Concordia-St. Paul (II) | 2001-03 | 34 | 29 | 0 | 29.0 |
| George Cordova, Nevada (I-A) | 2000-03 | 42 | 28 | 2 | 29.0 |
| Bo Schobel, TCU (I-A) | 2000-03 | 37 | 27 | 4 | 29.0 |
| Sherrad Coates, Western Ky. (I-AA) | 2000-02 | 40 | 29 | 0 | 29.0 |
| Mitchell Hanlon, Gannon (II) | 2001-04 | 38 | 26 | 5 | 28.5 |
| Kenechi Udezue, Southern California (I-A) | 2001-03 | 37 | 27 | 2 | 28.0 |

SEASON PASS SACKS

| Player, Team (Division) | Year | G | Solo | Ast | Total |
|---|-------|----|------|-----|-------|
| Terrrell Suggs, Arizona St. (I-A) | †2002 | 14 | 23 | 2 | 24.0 |
| Russ Watson, Worcester St. (III) | †2000 | 9 | 24 | 0 | 24.0 |
| Chris Cocong, Cal Poly (I-AA) | †2005 | 13 | 19 | 9 | 23.5 |
| Charlie Cook, C.W. Post (II) | †2001 | 12 | 20 | 1 | 20.5 |
| Robert Mathis, Alabama A&M (I-AA) | †2002 | 11 | 19 | 2 | 20.0 |
| Elvis Dumervil, Louisville (I-A) | †2005 | 12 | 19 | 2 | 20.0 |
| Damien Gilyard, C.W. Post (II) | †2004 | 11 | 18 | 3 | 19.5 |
| Steven Wilson, King's (Pa.) (III) | †2001 | 10 | 18 | 3 | 19.5 |
| Josh Stinehour, Union (N.Y.) (III) | 2001 | 10 | 18 | 2 | 19.0 |
| Andy Petek, Montana (I-AA) | 2000 | 11 | 19 | 0 | 19.0 |
| Michael Gardner, Benedictine (III.) (III) | 2000 | 10 | 19 | 0 | 19.0 |
| Andrew Schable, South Dakota (II) | †2005 | 11 | 18 | 1 | 18.5 |
| Jason Trusnik, Ohio Northern (III) | †2004 | 10 | 17 | 2 | 18.0 |
| Walter Curry, Albany St. (Ga.) (II) | †2003 | 12 | 13 | 10 | 18.0 |
| Edith Forestal, Defiance (III) | 2000 | 10 | 18 | 0 | 18.0 |
| Lance Ramer, Rochester (III) | 2000 | 10 | 17 | 2 | 18.0 |

†National champion.

SINGLE-GAME PASS SACKS

| PS | Div. | Player, Team (Opponent) | Date |
|-----|------|--|----------------|
| 7.5 | III | Kevin McNamara, St. John's (Minn.) (Monmouth (III.)) | Nov. 19, 2005 |
| 7.0 | II | Ron Ellington, Catawba (Mars Hill) | Oct. 1, 2005 |
| 6.0 | I-A | Elvis Dumervil, Louisville (Kentucky) | Sept. 4, 2005 |
| 6.0 | I-AA | Damien Huren, Southeastern La. (Northern Colo.) | Oct. 9, 2004 |
| 5.5 | II | Brandon Beard, Lincoln (Mo.) (Paul Quinn) | Nov. 6, 2004 |
| 5.0 | III | Randy Tosh, Rowan (Montclair St.) | Nov. 12, 2005 |
| 5.0 | I-AA | Brent Hawkins, Illinois St. (UNI) | Oct. 22, 2005 |
| 5.0 | II | Bryan Biggs, Catawba (Tusculum) | Oct. 22, 2005 |
| 5.0 | II | Damien Gilyard, C.W. Post (Pace) | Sept. 4, 2004 |
| 5.0 | II | Matt Sola, Kutztown (Millersville) | Oct. 25, 2003 |
| 5.0 | I-A | Alex Lewis, Wisconsin (Purdue) | Oct. 18, 2003 |
| 5.0 | III | Daniel McCall, Muhlenberg (Ursinus) | Oct. 18, 2003 |
| 5.0 | I-AA | Maurice Troutman, Ark.-Pine Bluff (Mississippi Val.) | Sept. 6, 2003 |
| 5.0 | III | Aaron Brennan, Fitchburg St. (Maine Maritime) | Oct. 19, 2002 |
| 5.0 | III | J.J. Zearley, Wartburg (Loras) | Oct. 5, 2002 |
| 5.0 | I-A | James Harrison, Kent St. (Miami [Ohio]) | Nov. 24, 2001 |
| 5.0 | II | Luke Larson, Quincy (Westminster [Mo.]) | Oct. 6, 2001 |
| 5.0 | I-A | Wendell Bryant, Wisconsin (Penn St.) | Sept. 22, 2001 |
| 5.0 | III | Steven Wilson, King's (Pa.) (Delaware Valley) | Sept. 15, 2001 |

Passes Defended

CAREER PASS DEFENDED PER GAME

(Min. 30 Passes Defended; Player must have concluded his career)

| Player, Team (Division) | Years | G | PBU | Int | Total | Avg. |
|---|---------|----|-----|-----|-------|------|
| Kip Daniels, Aurora (III) | 2000-01 | 19 | 37 | 13 | 50 | 2.63 |
| Jarrold Pence, Moravian (III) | 2001-02 | 21 | 46 | 8 | 54 | 2.57 |
| Chris Spiegel, Benedictine (III.) (III) | 2001-02 | 20 | 36 | 15 | 51 | 2.55 |
| Evan Zupancic, Tufts (III) | 2000-02 | 24 | 44 | 15 | 60 | 2.50 |
| Eric Moe, Wis.-Stout (III) | 2001-02 | 19 | 30 | 13 | 43 | 2.26 |
| Kory Schramm, Hartwick (III) | 2000-02 | 30 | 45 | 20 | 65 | 2.17 |
| Eugene Wilson, Illinois (I-A) | 2000-02 | 33 | 60 | 11 | 71 | 2.15 |
| Ricardo Colclough, Tusculum (II) | 2002-03 | 20 | 22 | 15 | 37 | 1.85 |
| Joey Flora, Indiana (Pa.) (II) | 2000-01 | 17 | 20 | 10 | 30 | 1.76 |
| Rayshun Reed, Troy (I-A) | 2000-03 | 31 | 43 | 10 | 53 | 1.71 |
| Nathan Vasher, Texas (I-A) | 2000-03 | 46 | 61 | 17 | *78 | 1.70 |
| Kennard Davis, Thiel (III) | 2001-04 | 40 | 42 | 24 | 66 | 1.65 |
| Kyle Westphal, Simpson (III) | 2001-04 | 39 | 45 | 19 | 64 | 1.64 |
| Phil Crumb, Fayetteville St. (II) | 2000-01 | 20 | 27 | 5 | 32 | 1.60 |
| Michael Jolivet, Arizona (I-A) | 2000-03 | 36 | 44 | 12 | 56 | 1.56 |
| Benny Sapp, UNI (I-AA) | 2002-03 | 24 | 30 | 7 | 37 | 1.54 |
| Charles Allgood, Adams St. (II) | 2003-04 | 21 | 26 | 6 | 32 | 1.52 |
| Bobby Sippio, Western Ky. (I-AA) | 2000-01 | 22 | 18 | 15 | 33 | 1.50 |
| Rob Keefe, Mercyhurst (II) | 2000-03 | 40 | 48 | 8 | 56 | 1.40 |
| Christian Morton, Illinois (I-A) | 2000-03 | 33 | 41 | 5 | 46 | 1.39 |
| Brian King, West Virginia (I-A) | 2000-03 | 46 | 54 | 10 | 64 | 1.39 |
| Greg Brooks, Southern Miss. (I-A) | 2000-03 | 43 | 47 | 9 | 56 | 1.30 |
| Eric Mickelson, St. Cloud St. (II) | 2000-03 | 42 | 45 | 6 | 51 | 1.21 |
| Blue Adams, Cincinnati (I-A) | 2000-02 | 35 | 30 | 12 | 42 | 1.20 |

*Record.

SEASON PASSES DEFENDED PER GAME

| Player, Team (Division) | Year | G | PBU | Int | Total | Avg. |
|----------------------------------|-------|----|-----|-----|-------|------|
| Jarrold Pence, Moravian (III) | †2001 | 10 | 31 | 5 | *36 | 3.60 |
| Anthony Cooks, Fairmont St. (II) | †2001 | 9 | 28 | 4 | 32 | 3.56 |
| Kip Daniels, Aurora (III) | 2001 | 9 | 23 | 9 | 32 | 3.56 |
| Johnny Kelly, Williams (III) | 2001 | 8 | 23 | 4 | 27 | 3.38 |
| Kennard Davis, Thiel (III) | 2001 | 10 | 23 | 9 | 32 | 3.20 |

| Player, Team (Division) | Year | G | PBU | Int | Total | Avg. |
|---|-------|----|-----|-----|-------|------|
| Chris Spiegel, Benedictine (III.) (III) | 2001 | 10 | 25 | 7 | 32 | 3.20 |
| James Patrick, Stillman (III) | †2002 | 10 | 20 | 11 | 31 | 3.10 |
| B.J. Harvey, Illinois Col. (III) | 2001 | 10 | 25 | 6 | 31 | 3.10 |
| Evan Zupancic, Tufts (III) | †2000 | 8 | 18 | 6 | 24 | 3.00 |

*Record. †National champion.

CAREER PASSES DEFENDED

| Player, Team (Division) | Years | G | PBU | Int | Total |
|---|-------------|----|-----|-----|-------|
| Nathan Vasher, Texas (I-A) | 2000-03 | 46 | 61 | 17 | 78 |
| Eugene Wilson, Illinois (I-A) | 2000-02 | 33 | 60 | 11 | 71 |
| Kennard Davis, Thiel (III) | 2001-04 | 40 | 42 | 24 | 66 |
| Kory Schramm, Hartwick (III) | 2000-02 | 30 | 45 | 20 | 65 |
| Kyle Westphal, Simpson (III) | 2001-04 | 39 | 45 | 19 | 64 |
| Brian King, West Virginia (I-A) | 2000-03 | 46 | 54 | 10 | 64 |
| Evan Zupancic, Tufts (III) | 2000-02 | 24 | 44 | 16 | 60 |
| †Fletcher Terrell, Washburn (II) | 2003-05 | 35 | 41 | 17 | 58 |
| B.J. Harvey, Illinois Col. (III) | 2000-03 | 39 | 45 | 13 | 58 |
| Michael Jolivet, Arizona (I-A) | 2000-03 | 36 | 44 | 12 | 56 |
| Rob Keefe, Mercyhurst (II) | 2000-03 | 40 | 48 | 8 | 56 |
| Blake Farris, North Ala. (II) | 2002-05 | 52 | 39 | 16 | 55 |
| Jarrold Pence, Moravian (III) | 2001-02 | 21 | 46 | 8 | 54 |
| Greg Brooks, Southern Miss. (I-A) | 2000-03 | 43 | 47 | 6 | 53 |
| Rayshun Reed, Troy (I-A) | 2000-03 | 31 | 43 | 10 | 53 |
| Scott Starks, Wisconsin (I-A) | 2001-04 | 51 | 46 | 6 | 52 |
| Randee Drew, Northern Ill. (I-A) | 2000-03 | 44 | 38 | 14 | 52 |
| Billy Parker, William & Mary (I-AA) | 2000-03 | 44 | 40 | 11 | 51 |
| Eric Mickelson, St. Cloud St. (II) | 2000-03 | 42 | 45 | 6 | 51 |
| Chris Spiegel, Benedictine (III.) (III) | 2001-02 | 20 | 36 | 15 | 51 |
| Jim Leonhard, Wisconsin (I-A) | 2001-04 | 51 | 29 | 21 | 50 |
| Kip Daniels, Aurora (III) | 2000-01 | 19 | 37 | 13 | 50 |
| †Kyle Hausler, Capital (III) | 2002, 04-05 | 33 | 25 | 23 | 48 |
| Jesse Hendrix, Eastern Wash. (I-AA) | 2002-05 | 47 | 41 | 5 | 46 |
| Kelvin Millhouse, Hawaii (I-A) | 2001-03 | 40 | 23 | 13 | 46 |
| Christian Morton, Illinois (I-A) | 2000-03 | 33 | 41 | 5 | 46 |
| Vince Thompson, Northern Ill. (I-A) | 2000-03 | 30 | 28 | 15 | 43 |
| Eric Moe, Wis.-Stout (III) | 2001-02 | 19 | 30 | 13 | 43 |
| Darren Miller, Gannon (II) | 2001-04 | 41 | 29 | 13 | 42 |
| Scott Starks, Wisconsin (I-A) | 2001-03 | 39 | 36 | 6 | 42 |
| Blue Adams, Cincinnati (I-A) | 2000-02 | 35 | 30 | 12 | 42 |

†Active player.

SEASON PASSES DEFENDED

| Player, Team (Division) | Year | G | PBU | Int | Total |
|---|-------|----|-----|-----|-------|
| Jarrold Pence, Moravian (III) | †2001 | 10 | 31 | 5 | 36 |
| Nathan Vasher, Texas (I-A) | †2003 | 13 | 26 | 6 | 32 |
| Corey Webster, LSU (I-A) | 2003 | 14 | 25 | 7 | 32 |
| Jason Goss, TCU (I-A) | †2002 | 12 | 24 | 8 | 32 |
| Anthony Cooks, Fairmont St. (II) | †2001 | 9 | 28 | 4 | 32 |
| Kip Daniels, Aurora (III) | 2001 | 9 | 23 | 9 | 32 |
| Kennard Davis, Thiel (III) | 2001 | 10 | 23 | 9 | 32 |
| Chris Spiegel, Benedictine (III.) (III) | 2001 | 10 | 25 | 7 | 32 |
| Lynaris Elpheage, Tulane (I-A) | 2002 | 13 | 23 | 8 | 31 |
| James Patrick, Stillman (III) | †2002 | 10 | 20 | 11 | 31 |
| B.J. Harvey, Illinois Col. (III) | 2001 | 10 | 25 | 6 | 31 |
| Nathan Patterson, Central Wash. (II) | 2001 | 11 | 19 | 11 | 30 |

†National champion.

SINGLE-GAME PASSES DEFENDED

| PD | Div. | Player, Team (Opponent) | Date |
|----|------|--|----------------|
| 10 | III | James Patrick, Stillman (Edward Waters) | Nov. 2, 2002 |
| 8 | I-A | Joselio Hanson, Texas Tech (Oklahoma St.) | Nov. 9, 2002 |
| 7 | III | D.J. Moore, Duquesne (Central [Iowa]) | Oct. 29, 2005 |
| 7 | I-A | Fabian Washington, Nebraska (Kansas) | Oct. 2, 2004 |
| 7 | II | Taiwan Russell, Tiffin (Alma) | Sept. 25, 2004 |
| 7 | II | Rob Keefe, Mercyhurst (Indianapolis) | Oct. 25, 2003 |
| 7 | I-A | Jason Goss, TCU (Tulane) | Nov. 9, 2002 |
| 7 | I-A | Korey Banks, Mississippi St. (Memphis) | Oct. 19, 2002 |
| 7 | III | Kyle Westphal, Simpson (Washington-St. Louis) | Sept. 7, 2002 |
| 7 | III | Derrick Brantley, Wesleyan (Conn.) (Colby) | Oct. 6, 2001 |
| 7 | I-A | Nashville Dyer, Kent St. (Bucknell) | Sept. 8, 2001 |
| 7 | I-A | Demerist Whitfield, Northern Ill. (Illinois St.) | Sept. 9, 2000 |

Forced Fumbles

CAREER FORCED FUMBLES PER GAME

(Min. 20 Games Played; Player must have concluded his career)

| Player, Team (Division) | Years | G | FF | Avg. |
|-----------------------------------|---------|----|-----|------|
| Robert Mathis, Alabama A&M (I-AA) | 2001-02 | 22 | 13 | 0.59 |
| Antwan Peek, Cincinnati (I-A) | 2000-02 | 34 | *14 | 0.41 |
| Tom Canada, California (I-A) | 2001-02 | 20 | 8 | 0.40 |

| Player, Team (Division) | Years | G | FF | Avg. |
|--|----------------|----|-----|------|
| Terrell Suggs, Arizona St. (I-A) | 2000-02 | 36 | *14 | 0.39 |
| Kenechi Udeze, Southern California (I-A) | 2001-03 | 37 | *14 | 0.38 |
| Sherrad Coates, Western Ky. (I-AA) | 2000-02 | 40 | 13 | 0.33 |
| Adam McGurk, Adams St. (II) | 2002-05 | 44 | *14 | 0.32 |
| James Ward, St. Anselm (II) | 2000-03 | 38 | 11 | 0.29 |
| Jared Ziemke, Minn. St. Mankato (II) | \$1999-03 | 45 | 13 | 0.29 |
| Neal Wood, Indiana (Pa.) (II) | 2002-03 | 21 | 6 | 0.29 |
| Nate Jackson, Hawaii (I-A) | 2000-01 | 23 | 6 | 0.26 |
| Heath Farwell, San Diego St. (I-A) | 2001-03 | 36 | 9 | 0.25 |
| D.J. Starling, Tusculum (II) | 2000-03 | 34 | 8 | 0.24 |
| Kris Griffin, Indiana (Pa.) (II) | 2002, 2004 | 22 | 5 | 0.23 |
| Derrick Johnson, Texas (I-A) | 2001-04 | 49 | 11 | 0.22 |
| Guss Scott, Florida (I-A) | 2000-03 | 49 | 11 | 0.22 |
| Ryan Claridge, UNLV (I-A) | 2000-01, 03-04 | 46 | 10 | 0.22 |
| Antoine Bullock, Duquesne (I-AA) | 2002-05 | 43 | 9 | 0.21 |
| Johnathan Goddard, Marshall (I-A) | 2001-04 | 48 | 10 | 0.21 |
| Lee Russell, Western Ill. (I-AA) | 2000-03 | 48 | 10 | 0.21 |
| Josh Smith, Navy (I-A) | 2002-04 | 34 | 7 | 0.21 |
| Brendan Curry, Maine (I-AA) | 2000-02 | 34 | 7 | 0.21 |
| K.T. Stovall, Appalachian St. (I-AA) | 2000-03 | 50 | 10 | 0.20 |
| Osi Umenyiora, Troy (I-A) | 2000-02 | 35 | 7 | 0.20 |
| Wes Erbe, Lafayette (I-AA) | 2001-04 | 30 | 6 | 0.20 |
| Garrett Padgett, Tiffin (II) | 2000-03 | 41 | 8 | 0.20 |

*Record. †See Page 10 for explanation.

SEASON FORCED FUMBLES PER GAME

| Player, Team (Division) | Year | G | FF | Avg. |
|---------------------------------------|-------|----|-----|------|
| Robert Mathis, Alabama A&M (I-AA) | †2002 | 11 | *10 | 0.91 |
| Tony Pate, Concordia (Ill.) (III) | †2000 | 9 | 8 | 0.89 |
| Peter Sherman, Colby (III) | †2004 | 7 | 6 | 0.86 |
| Elvis Dumervil, Louisville (I-A) | †2005 | 12 | *10 | 0.83 |
| Jared Ziemke, Minn. St. Mankato (II) | †2003 | 11 | 8 | 0.73 |
| Bryan Eakin, Neb.-Kearney (II) | †2001 | 10 | 7 | 0.70 |
| Dwayne Slay, Texas Tech (I-A) | 2005 | 12 | 8 | 0.67 |
| Casey Carlson, Pacific Lutheran (III) | †2003 | 9 | 6 | 0.67 |
| Tom Canada, California (I-A) | †2002 | 9 | 6 | 0.67 |
| Courtney Johnson, Fairmont St. (II) | 2001 | 9 | 6 | 0.67 |
| Dwight Freaney, Syracuse (I-A) | †2001 | 12 | 8 | 0.67 |
| Erik Tinsley, Concordia (Ill.) (III) | 2000 | 9 | 6 | 0.67 |
| Brent Hawkins, Illinois St. (I-AA) | †2005 | 11 | 7 | 0.64 |
| Al Sullivan, Midwestern St. (II) | †2002 | 11 | 7 | 0.64 |
| Roderick Hutchins, McMurry (III) | 2003 | 8 | 5 | 0.63 |
| Greg Boucher, Western Conn. St. (III) | †2001 | 8 | 5 | 0.63 |
| Quintin Mikell, Boise St. (I-A) | 2002 | 13 | 8 | 0.62 |

*Record. †National champion.

CAREER FORCED FUMBLES

| Player, Team (Division) | Years | G | FF |
|--|----------------|----|----|
| Adam McGurk, Adams St. (II) | 2002-05 | 44 | 14 |
| Kenechi Udeze, Southern California (I-A) | 2001-03 | 37 | 14 |
| Terrell Suggs, Arizona St. (I-A) | 2000-02 | 36 | 14 |
| Antwan Peek, Cincinnati (I-A) | 2000-02 | 34 | 14 |
| Jared Ziemke, Minn. St. Mankato (II) | \$1999-03 | 45 | 13 |
| Robert Mathis, Alabama A&M (I-AA) | 2001-02 | 22 | 13 |
| Sherrad Coates, Western Ky. (I-AA) | 2000-02 | 40 | 13 |
| Elvis Dumervil, Louisville (I-A) | 2002-05 | 44 | 11 |
| Derrick Johnson, Texas (I-A) | 2001-04 | 49 | 11 |
| James Ward, St. Anselm (II) | 2000-03 | 38 | 11 |
| Guss Scott, Florida (I-A) | 2000-03 | 49 | 11 |
| Ryan Claridge, UNLV (I-A) | 2000-01, 03-04 | 46 | 10 |
| Johnathan Goddard, Marshall (I-A) | 2001-04 | 48 | 10 |
| K.T. Stovall, Appalachian St. (I-AA) | 2000-03 | 50 | 10 |
| Lee Russell, Western Ill. (I-AA) | 2000-03 | 48 | 10 |
| Antoine Bullock, Duquesne (I-AA) | 2002-05 | 43 | 9 |
| Heath Farwell, San Diego St. (I-A) | 2001-03 | 36 | 9 |
| Shaun Phillips, Purdue (I-A) | 2000-03 | 47 | 9 |

*Record. †See Page 10 for explanation.

SEASON FORCED FUMBLES

| Player, Team (Division) | Year | G | FF |
|--------------------------------------|-------|----|----|
| Elvis Dumervil, Louisville (I-A) | †2005 | 12 | 10 |
| Robert Mathis, Alabama A&M (I-AA) | †2002 | 11 | 10 |
| Dwayne Slay, Texas Tech (I-A) | 2005 | 12 | 8 |
| Jared Ziemke, Minn. St. Mankato (II) | †2003 | 11 | 8 |
| Quintin Mikell, Boise St. (I-A) | 2002 | 13 | 8 |
| Dwight Freaney, Syracuse (I-A) | †2001 | 12 | 8 |
| Tony Pate, Concordia (Ill.) (III) | †2000 | 9 | 8 |
| Brent Hawkins, Illinois St. (I-AA) | †2005 | 11 | 7 |
| Randy Tosh, Rowan (III) | 2005 | 13 | 7 |
| Jacob Ford, Central Ark. (II) | 2005 | 14 | 7 |

| Player, Team (Division) | Year | G | FF |
|---|-------|----|----|
| Marques Murrell, Appalachian St. (I-AA) | 2005 | 15 | 7 |
| Derrick Johnson, Texas (I-A) | †2004 | 12 | 7 |
| Grant Wiley, West Virginia (I-A) | 2003 | 13 | 7 |
| Al Sullivan, Midwestern St. (II) | †2002 | 11 | 7 |
| Nick Ricks, Eastern Ill. (I-AA) | 2002 | 12 | 7 |
| Claude Harriott, Pittsburgh (I-A) | 2002 | 13 | 7 |
| Michael Haynes, Penn St. (I-A) | 2002 | 13 | 7 |
| Phillip Perry, San Jose St. (I-A) | 2002 | 13 | 7 |
| Antwan Peek, Cincinnati (I-A) | 2002 | 14 | 7 |
| Bryan Eakin, Neb.-Kearney (II) | †2001 | 10 | 7 |

†National champion.

SINGLE-GAME FORCED FUMBLES

| FF | Div. | Player, Team (Opponent) | Date |
|----|------|--|----------------|
| 4 | III | Nick Rice, Thomas More (Franklin) | Oct. 11, 2002 |
| 4 | II | Rob White, Western Wash. (Fort Lewis) | Sept. 14, 2002 |
| 3 | II | Jimmy Lewis, West Chester (East Stroudsburg) | Oct. 22, 2005 |
| 3 | I-AA | Brent Hawkins, Illinois St. (Murray St.) | Sept. 24, 2005 |
| 3 | III | Jake Dearing, Texas Lutheran (McMurry) | Sept. 24, 2005 |
| 3 | II | Jim Couretas, Northern Mich. (Findlay) | Sept. 10, 2005 |
| 3 | I-AA | Sam Harper, Coastal Caro. (Jacksonville) | Nov. 13, 2004 |
| 3 | III | Matt Chiles, Bluffton (Anderson [Ind.]) | Oct. 16, 2004 |
| 3 | II | Antonio Knox, Tuskegee (Albany St. [Ga.]) | Oct. 2, 2004 |
| 3 | III | Brooks Klosterman, Mt. St. Joseph (Rose-Hulman) | Sept. 11, 2004 |
| 3 | I-A | Derrick Johnson, Texas (North Texas) | Sept. 4, 2004 |
| 3 | II | Colin Tozer, Millersville (West Chester) | Nov. 8, 2003 |
| 3 | II | Javon Allen, Western Ore. (Central Wash.) | Nov. 1, 2003 |
| 3 | I-A | Grant Wiley, West Virginia (Cincinnati) | Sept. 13, 2003 |
| 3 | III | Joe Sollitt, Concordia (Ill.) (Benedictine [Ill.]) | Nov. 2, 2002 |
| 3 | I-A | Quintin Mikell, Boise St. (Hawaii) | Oct. 5, 2002 |
| 3 | I-A | Mason Unck, Arizona St. (Stanford) | Sept. 28, 2002 |
| 3 | I-A | Antwan Peek, Cincinnati (La.-Monroe) | Dec. 1, 2001 |
| 3 | I-AA | Sterling Rogers, Texas St. (Portland St.) | Oct. 6, 2001 |
| 3 | III | Greg Boucher, Western Conn. St. (Mount Ida) | Sept. 8, 2001 |
| 3 | II | Roger Williams, Indiana (Pa.) (Millersville) | Nov. 11, 2000 |
| 3 | I-A | DeLawrence Grant, Oregon St. (San Diego St.) | Sept. 23, 2000 |

Punt Returns

CAREER AVERAGE

(Minimum 1.2 Returns Per Game; Minimum 30 Returns)

| Player, Team (Division[s]) | Years | No. | Yards | Avg. |
|--------------------------------------|-------------|-----|-------|-------|
| Billy Johnson, Widener (II; III) | 1971-72; 73 | 40 | 989 | 24.7 |
| Jack Mitchell, Oklahoma (I-A) | 1946-48 | 39 | 922 | 23.6 |
| Keith Winston, Knoxville (III) | 1986-87 | 30 | 686 | 22.9 |
| Kevin Doherty, Mass. Maritime (III) | 1976-78, 80 | 45 | 939 | 20.9 |
| James Rootis, Shepherd (II) | 1997-00 | 59 | 1,223 | *20.7 |
| Chuck Downey, Stony Brook (III) | 1984-87 | 59 | 1,198 | 20.3 |
| Chuck Goehl, Monmouth (Ill.) (II) | 1970-72 | 48 | 911 | 19.0 |
| Eddie Macon, Pacific (I-A) | 1949-51 | 48 | 907 | 18.9 |
| Jackie Robinson, UCLA (I-A) | 1939-40 | 37 | 694 | 18.8 |
| Willie Canady, Fort Valley St. (III) | 1979-82 | 41 | 772 | 18.8 |

*Record for minimum 50 returns.

SEASON AVERAGE

(Minimum 1.2 Returns Per Game and Qualifiers for Championship)

| Player, Team (Division) | Year | No. | Yards | Avg. |
|---|-------|-----|-------|------|
| Billy Johnson, Widener (II) | †1972 | 15 | 511 | 34.1 |
| Chuck Downey, Stony Brook (III) | †1986 | 17 | 530 | 31.2 |
| Kevin Doherty, Mass. Maritime (III) | †1976 | 11 | 332 | 30.2 |
| Dennis Robinson, Wesleyan (Conn.) (III) | †1978 | 9 | 263 | 29.2 |
| Robert Middlebrook, Knoxville (III) | †1984 | 9 | 260 | 28.9 |
| Joe Troise, Kean (III) | †1974 | 12 | 342 | 28.5 |
| Maurice Drew, UCLA (I-A) | †2005 | 15 | 427 | 28.5 |
| William Williams, Livingstone (II) | †1976 | 16 | 453 | 28.3 |
| Terry Egerdahl, Minn. Duluth (II) | †1975 | 13 | 360 | 27.7 |
| Melvin Dillard, Ferrum (III) | †1990 | 25 | 688 | 27.5 |
| Elliot Turner, Greenville (III) | †2000 | 14 | 385 | 27.5 |
| Chris McKinney, Guilford (III) | †2001 | 20 | 533 | 26.7 |
| Eric Green, Benedictine (Ill.) (III) | †1993 | 13 | 346 | 26.6 |
| Curtis DeLoatch, N.C. A&T (I-AA) | †2001 | 20 | 530 | 26.5 |
| Bill Blackstock, Tennessee (I-A) | 1951 | 12 | 311 | 25.9 |
| Ted Ginn Jr., Ohio St. (I-A) | †2004 | 15 | 384 | 25.6 |
| Rodney Woodruff, Arkansas Tech (II) | †2000 | 12 | 305 | 25.4 |
| George Sims, Baylor (I-A) | 1948 | 15 | 375 | 25.0 |
| Ennis Thomas, Bishop (II) | †1971 | 18 | 450 | 25.0 |

†National champion.

Kickoff Returns

CAREER AVERAGE

(Minimum 1.2 Returns Per Game; Minimum 30 Returns)

| Player, Team (Division) | Years | No. | Yards | Avg. |
|--|---------|-----|-------|------|
| Anthony Davis, Southern California (I-A) | 1972-74 | 37 | 1,299 | 35.1 |
| Eric Booth, Southern Miss. (I-A) | 1994 | 35 | 1,135 | 32.4 |
| Overton Curtis, Utah St. (I-A) | 1957-58 | 32 | 991 | 31.0 |
| Fred Montgomery, New Mexico St. (I-A) | 1991-92 | 39 | 1,191 | 30.5 |
| Lamont Brighful, Eastern Wash. (I-AA) | 1998-01 | 65 | 1,949 | 30.0 |
| Karl Evans, Mo. Southern St. (II) | 1991-92 | 32 | 959 | 30.0 |
| Kevin Cannon, Millersville (II) | 1992-95 | 67 | 1,999 | 29.8 |
| Troy Brown, Marshall (I-AA) | 1991-92 | 32 | 950 | 29.7 |
| Cedric Bowen, Ark.-Pine Bluff (I-AA) | 2001-04 | 38 | 1,124 | 29.6 |
| Dave Ludy, Winona St. (II) | 1991-94 | 89 | 2,630 | 29.6 |
| Charles Swann, Indiana St. (I-AA) | 1989-91 | 45 | 1,319 | 29.3 |
| Joe Kribe, Mesa St. (II) | 2002-05 | 79 | 2,312 | 29.3 |
| Altie Taylor, Utah St. (I-A) | 1966-68 | 40 | 1,170 | 29.3 |
| Daryl Brown, Tufts (III) | 1974-76 | 38 | 1,111 | 29.2 |
| Joshua Carter, Muhlenberg (III) | 1998-01 | 75 | 2,189 | 29.2 |
| Stan Brown, Purdue (I-A) | 1968-70 | 49 | 1,412 | 28.8 |
| Henry White, Colgate (I-A) | 1974-77 | 41 | 1,180 | 28.8 |
| Kevin Johnson, Syracuse (I-A) | 1995-98 | 50 | 1,437 | 28.7 |
| Doug Parrish, San Fran. St. (II) | 1990 | 35 | 1,002 | 28.6 |
| Jeremiah Pope, C.W. Post (II) | 2000-03 | 58 | 1,656 | 28.6 |
| Craig Richardson, Eastern Wash. (I-AA) | 1983-86 | 71 | 2,021 | 28.5 |

SEASON AVERAGE

(Minimum 1.2 Returns Per Game and Qualifiers for Championship)

| Player, Team (Division) | Year | No. | Yards | Avg. |
|--|-------|-----|-------|-------|
| Brandon Steinheim, Wesley (III) | †1994 | 10 | 422 | 42.2 |
| Andrew Jackson, Merrimack (II) | †2005 | 17 | 707 | 41.6 |
| Paul Allen, Brigham Young (I-A) | 1961 | 12 | 481 | 40.1 |
| D.J. Flick, Slippery Rock (II) | †2000 | 14 | 558 | 39.9 |
| Jason Martin, Coe (III) | †1992 | 11 | 438 | 39.8 |
| Tremain Mack, Miami (Fla.) (I-A) | †1996 | 13 | 514 | 39.5 |
| LaVon Reis, Western St. (II) | †1993 | 14 | 552 | 39.4 |
| Danny Lee, Jacksonville St. (II) | †1992 | 12 | 473 | 39.4 |
| Leeland McElroy, Texas A&M (I-A) | †1993 | 15 | 590 | 39.3 |
| Tony Hill, Salisbury (III) | †1998 | 14 | 549 | 39.2 |
| Fran DeFalco, Assumption (II) | 1993 | 12 | 461 | 38.4 |
| Forrest Hall, San Francisco (I-A) | 1946 | 15 | 573 | @38.2 |
| Marcus Washington, Bridgewater (Va.) (III) | †2004 | 11 | 420 | 38.2 |
| David Fraterrigo, Canisius (I-AA) | †1993 | 13 | 485 | 37.3 |
| Brian Bratton, Furman (I-AA) | †2001 | 14 | 521 | 37.2 |
| Brian Sump, Colorado Mines (II) | †2001 | 21 | 780 | 37.1 |
| Derek Stanley, Wis.-Whitewater (III) | †2003 | 12 | 443 | 36.9 |
| Nate Kirman, Pomona-Pitzer (III) | †1990 | 14 | 515 | 36.8 |
| Kendall James, Carson-Newman (II) | 1993 | 15 | 549 | 36.8 |
| Kerry Hayes, Western Caro. (I-AA) | 1993 | 16 | 584 | 36.5 |
| Tom Myers, Coe (III) | †1983 | 11 | 401 | 36.5 |

†National champion. @ Record for minimum 1.5 returns per game.



North Dakota Sports Information

Jeff Glas successfully converted 30 field goals, the second-highest single-season total in NCAA history, for North Dakota last year. His big senior year lifted Glas into second place on the all-divisions career field goals made list with 82.

Field Goals

(One-inch tees were permitted in 1949, two-inch tees were permitted in 1965, and use of tees was eliminated before the 1989 season. The goal posts were widened from 18 feet, 6 inches to 23 feet, 4 inches in 1959 and were narrowed back to 18 feet, 6 inches before the 1991 season. The hash marks were moved six feet, eight inches closer to the center of the field to 60 feet from each sideline in 1993.)

CAREER FIELD GOALS

| Player, Team (Division) | Years | FGM | FGA | Pct. |
|---|---------|-----|------|-------|
| Billy Bennett, Georgia (S) (I-A) | 2000-03 | 87 | 110 | .791 |
| Jeff Glas, North Dakota (S) (II) | 2002-05 | 82 | *122 | .672 |
| Jeff Jaeger, Washington (S) (I-A) | 1983-86 | 80 | 99 | .808 |
| Nick Novak, Maryland (S) (I-A) | 2001-04 | 80 | 107 | .748 |
| John Lee, UCLA (S) (I-A) | 1982-85 | 79 | 92 | *.859 |
| Philip Doyle, Alabama (S) (I-A) | 1987-90 | 78 | 105 | .743 |
| Luis Zendejas, Arizona St. (S) (I-A) | 1981-84 | 78 | 105 | .743 |
| Max Zendejas, Arizona (S) (I-A) | 1982-85 | 77 | 104 | .740 |
| Kevin Butler, Georgia (S) (I-A) | 1981-84 | 77 | 98 | .786 |
| Steve Azar, Northern Ill. (S) (I-A) | 2000-03 | 73 | 92 | .793 |
| Carlos Huerta, Miami (Fla.) (S) (I-A) | 1988-91 | 73 | 91 | .802 |
| Derek Schmidt, Florida St. (S) (I-A) | 1984-87 | 73 | 104 | .702 |
| Marty Zendejas, Nevada (S) (I-AA) | 1984-87 | 72 | 90 | .800 |
| Kirk Roach, Western Caro. (S) (I-AA) | 1984-87 | 71 | 102 | .696 |
| Fuad Reveiz, Tennessee (S) (I-A) | 1981-84 | 71 | 95 | .747 |
| Stephen Gostkowski, Memphis (S) (I-A) | 2002-05 | 70 | 92 | .761 |
| Chris Snyder, Montana (S) (I-AA) | 2000-03 | 70 | 105 | .667 |
| Roman Anderson, Houston (S) (I-A) | 1988-91 | 70 | 101 | .693 |
| Barry Belli, Fresno St. (S) (I-A) | 1984-87 | 70 | 99 | .707 |
| Tony Zendejas, Nevada (S) (I-AA) | 1981-83 | 70 | 86 | .814 |
| Collin Mackie, South Carolina (S) (I-A) | 1987-90 | 69 | 95 | .726 |
| Shayne Graham, Virginia Tech (S) (I-A) | 1996-99 | 68 | 93 | .731 |
| Gary Gussman, Miami (Ohio) (S) (I-A) | 1984-87 | 68 | 94 | .723 |
| Larry Roach, Oklahoma St. (S) (I-A) | 1981-84 | 68 | 101 | .673 |
| Jeff Chandler, Florida (S) (I-A) | 1998-01 | 67 | 80 | .838 |
| Scott Shields, Weber St. (S) (I-AA) | 1995-98 | 67 | 90 | .744 |

*Record. (S) Soccer-style kicker.

SEASON FIELD GOALS

| Player, Team (Division) | Year | FGM | FGA | Pct. |
|---|------|-----|-----|-------|
| Billy Bennett, Georgia (S) (I-A) | 2003 | 31 | *38 | .816 |
| Jeff Glas, North Dakota (S) (II) | 2005 | 30 | 36 | .833 |
| John Lee, UCLA (S) (I-A) | 1984 | 29 | 33 | .879 |
| Nick Browne, TCU (S) (I-A) | 2003 | 28 | 33 | .848 |
| Luis Zendejas, Arizona St. (S) (I-A) | 1983 | 28 | 37 | .757 |
| Paul Woodside, West Virginia (S) (I-A) | 1982 | 28 | 31 | .903 |
| Drew Dunning, Washington St. (S) (I-A) | 2003 | 27 | 31 | .871 |
| Sebastian Janikowski, Florida St. (S) (I-A) | 1998 | 27 | 32 | .844 |
| Fuad Reveiz, Tennessee (S) (I-A) | 1982 | 27 | 31 | .871 |
| Billy Bennett, Georgia (S) (I-A) | 2002 | 26 | 33 | .788 |
| Jonathan Ruffin, Cincinnati (S) (I-A) | 2000 | 26 | 29 | .897 |
| Brian Mitchell, UNI (S) (I-AA) | 1990 | 26 | 27 | *.963 |
| Tony Zendejas, Nevada (S) (I-AA) | 1982 | 26 | 33 | .788 |
| Jonathan Nichols, Mississippi (S) (I-A) | 2003 | 25 | 29 | .862 |
| Ben Jones, Purdue (S) (I-A) | 2003 | 25 | 30 | .833 |
| Chris Snyder, Montana (S) (I-AA) | 2003 | 25 | 30 | .833 |
| David Hendrix, Grand Valley St. (S) (II) | 2003 | 25 | 32 | .781 |
| Mike Nugent, Ohio St. (S) (I-A) | 2002 | 25 | 28 | .893 |
| MacKenzie Hoambrecker, UNI (S) (I-AA) | 2002 | 25 | 28 | .893 |
| Wayne Boyer, Missouri St. (S) (I-AA) | 1996 | 25 | 30 | .833 |
| Chris Jacke, UTEP (S) (I-A) | 1988 | 25 | 27 | .926 |
| John Dietrich, Ball St. (S) (I-A) | 1985 | 25 | 29 | .862 |
| Chuck Nelson, Washington (S) (I-A) | 1982 | 25 | 26 | .962 |

*Record. (S) Soccer-style kicker.

LONGEST FIELD GOALS

| Yds. | Div. | Player, Team (Opponent) | Year |
|------|------|--|------|
| 67 | II | Tom Odle, Fort Hays St. (Washburn) | 1988 |
| 67 | IA | Joe Williams, Wichita St. (Southern Ill.) | 1978 |
| 67 | IA | Russell Erxleben, Texas (Rice) | 1977 |
| 67 | IA | Steve Little, Arkansas (Texas) | 1977 |
| 65* | IA | Martin Gramatica, Kansas St. (Northern Ill.) | 1998 |
| 65 | IA | Tony Franklin, Texas A&M (Baylor) | 1976 |
| 64 | IA | Russell Erxleben, Texas (Oklahoma) | 1977 |
| 64 | IA | Tony Franklin, Texas A&M (Baylor) | 1976 |
| 63 | I-AA | Bill Gramatica, South Fla. (Austin Peay) | 2000 |
| 63 | I-AA | Tim Foley, Ga. Southern (James Madison) | 1987 |
| 63 | I-AA | Scott Roper, Arkansas St. (North Texas) | 1987 |
| 63 | IA | Morten Andersen, Michigan St. (Ohio St.) | 1981 |
| 63 | IA | Clark Kemble, Colorado St. (Arizona) | 1975 |
| 63 | II | Joe Duren, Arkansas St. (McNeese St.) | 1974 |
| 62 | I-AA | Billy Cundiff, Drake (San Diego) | 2000 |

| Yds. | Div. | Player, Team (Opponent) | Year |
|------|------|--|------|
| 62 | IA | Terance Kitchens, Texas A&M (Southern Miss.) | 1999 |
| 62 | II | Doc Proctor, Ferris St. (Michigan Tech) | 1999 |
| 62 | IA | Jason Hanson, Washington St. (UNLV) | 1991 |
| 62 | IA | John Dietrich, Ball St. (Ohio) | 1986 |
| 62 | IAA | Paul Hickert, Murray St. (Eastern Ky.) | 1986 |
| 62# | IA | Chip Lohmiller, Minnesota (Iowa) | 1986 |
| 62 | IA | Tom Whelihan, Missouri (Colorado) | 1986 |
| 62 | IA | Dan Christopoulos, Wyoming (Colorado St.) | 1977 |
| 62 | IA | Iseed Khoury, North Texas (Richmond) | 1977 |
| 62 | III | Dom Antonini, Rowan (Salisbury) | 1976 |
| 62 | IA | Dave Lawson, Air Force (Iowa St.) | 1975 |
| 62 | II | Mike Flater, Colorado Mines (Western St.) | 1973 |

*Longest collegiate field goal without use of a tee and also longest collegiate field goal with narrower goal posts (18 feet, 6 inches). #Longest field goal made indoors.

Special Reference: Ove Johansson, Abilene Christian (not an NCAA-member college at the time), kicked a 69-yard field goal against East Texas St. (now Tex. A&M-Commerce), Oct. 16, 1976, the longest collegiate field goal.

Punting

CAREER PUNTING AVERAGE

(Minimum 150 Punts)

| Player, Team (Division) | Years | No. | Yards | Avg. |
|-------------------------------------|---------|-----|--------|------|
| Todd Sauerbrun, West Virginia (I-A) | 1991-94 | 167 | 7,733 | 46.3 |
| Reggie Roby, Iowa (I-A) | 1979-82 | 172 | 7,849 | 45.6 |
| Greg Montgomery, Michigan St. (I-A) | 1985-87 | 170 | 7,721 | 45.4 |
| Ryan Plackemeier, Wake Forest (I-A) | 2002-05 | 220 | 9,957 | 45.3 |
| Tom Tupa, Ohio St. (I-A) | 1984-87 | 196 | 8,854 | 45.2 |
| Barry Helton, Colorado (I-A) | 1984-87 | 153 | 6,873 | 44.9 |
| Jeff Williams, Adams St. (II) | 2002-05 | 240 | 10,780 | 44.9 |
| Mark Gould, Northern Ariz. (IAA) | 2000-03 | 211 | 9,443 | 44.8 |
| Aron Langley, Wyoming (I-A) | 1996-98 | 171 | 7,649 | 44.7 |
| Shane Lechler, Texas A&M (I-A) | 1996-99 | 268 | 11,977 | 44.7 |
| Ray Guy, Southern Miss. (I-A) | 1970-72 | 200 | 8,934 | 44.7 |
| Dave Zastudil, Ohio (I-A) | 1998-01 | 207 | 9,225 | 44.6 |
| Bucky Scribner, Kansas (I-A) | 1980-82 | 217 | 9,670 | 44.6 |
| Terry Daniel, Auburn (I-A) | 1992-94 | 169 | 7,522 | 44.5 |
| Greg Horne, Arkansas (I-A) | 1983-86 | 180 | 8,002 | 44.5 |
| Ray Criswell, Florida (I-A) | 1982-85 | 161 | 7,153 | 44.4 |
| Pumpy Tudors, Chattanooga (IAA) | 1988-91 | 181 | 8,041 | 44.4 |
| Mark Simon, Air Force (I-A) | 1984-86 | 164 | 7,283 | 44.4 |
| Brian Schmitz, North Carolina (I-A) | 1996-99 | 208 | 9,233 | 44.4 |
| Bill Smith, Mississippi (I-A) | 1983-86 | 254 | 11,260 | 44.3 |
| Jason Van Dyke, Adams St. (II) | 1995-98 | 242 | 10,720 | 44.3 |
| Tim Baer, Colorado Mines (II) | 1986-89 | 235 | 10,406 | 44.3 |
| Russell Erxleben, Texas (I-A) | 1975-78 | 214 | 9,467 | 44.2 |

| Player, Team (Division) | Years | No. | Yards | Avg. |
|--|---------|-----|--------|------|
| Brad Maynard, Ball St. (I-A) | 1993-96 | 242 | 10,702 | 44.2 |
| Mark Simon, Air Force (I-A) | 1984-86 | 156 | 6,898 | 44.2 |
| Johnny Evans, North Carolina St. (I-A) | 1974-77 | 185 | 8,143 | 44.0 |
| Brian Moorman, Pittsburg St. (II) | 1995-98 | 157 | 6,903 | 44.0 |
| Chuck Ramsey, Wake Forest (I-A) | 1971-73 | 205 | 9,010 | 44.0 |

SEASON PUNTING AVERAGE

(Qualifiers for Championship)

| Player, Team (Division) | Year | No. | Yards | Avg. |
|-------------------------------------|-------|-----|-------|------|
| Chad Kessler, LSU (I-A) | ↑1997 | 39 | 1,961 | 50.3 |
| Reggie Roby, Iowa (I-A) | ↑1981 | 44 | 2,193 | 49.8 |
| Kirk Wilson, UCLA (I-A) | ↑1956 | 30 | 1,479 | 49.3 |
| Steve Ecker, Shippensburg (II) | ↑1965 | 32 | 1,570 | 49.1 |
| Todd Sauerbrun, West Virginia (I-A) | ↑1994 | 72 | 3,486 | 48.4 |
| Travis Dorsch, Purdue (I-A) | ↑2001 | 49 | 2,370 | 48.4 |
| Mark Gould, Northern Ariz. (IAA) | ↑2002 | 62 | 2,987 | 48.2 |
| Zack Jordan, Colorado (I-A) | ↑1950 | 38 | 1,830 | 48.2 |
| Ricky Anderson, Vanderbilt (I-A) | ↑1984 | 58 | 2,793 | 48.2 |
| Reggie Roby, Iowa (I-A) | ↑1982 | 52 | 2,501 | 48.1 |
| Marv Bateman, Utah (I-A) | ↑1971 | 68 | 3,269 | 48.1 |
| Andrew Bayes, East Caro. (I-A) | ↑1999 | 47 | 2,259 | 48.1 |
| Mike Scifres, Western Ill. (IAA) | 2002 | 53 | 2,545 | 48.0 |
| Don Cockroft, Adams St. (II) | ↑1966 | 36 | 1,728 | 48.0 |
| Owen Price, UTEP (I-A) | ↑1940 | 30 | 1,440 | 48.0 |
| Matt Prater, UCF (I-A) | ↑2003 | 58 | 2,781 | 48.0 |
| Jeff Williams, Adams St. (II) | ↑2004 | 71 | 3,405 | 48.0 |
| Brandon Fields, Michigan St. (I-A) | ↑2004 | 50 | 2,394 | 47.9 |
| Jack Jacobs, Oklahoma (I-A) | 1940 | 31 | 1,483 | 47.8 |
| Paul Ernster, Northern Ariz. (IAA) | ↑2004 | 55 | 2,631 | 47.8 |
| Brian Schmitz, North Carolina (I-A) | 1999 | 74 | 3,538 | 47.8 |

↑National champion.

LONGEST PUNTS

| Yds. | Div. | Player, Team (Opponent) | Year |
|------|------|--|------|
| 99 | IA | Pat Brady, Nevada (Loyola Marymount) | 1950 |
| 97 | II | Earl Hurst, Emporia St. (Central Mo. St.) | 1964 |
| 96 | II | Alex Campbell, Morris Brown (Clark Atlanta) | 1994 |
| 96 | II | Gary Frens, Hope (Olivet) | 1966 |
| 96 | II | Jim Jarrett, North Dakota (South Dakota) | 1957 |
| 96 | IA | George O'Brien, Wisconsin (Iowa) | 1952 |
| 94 | IA | John Hadl, Kansas (Oklahoma) | 1959 |
| 94 | IA | Carl Knox, TCU (Oklahoma St.) | 1947 |
| 94 | IA | Preston Johnson, SMU (Pittsburgh) | 1940 |
| 93 | IAA | Tyler Grogan, Northeastern (Villanova) | 2001 |
| 93 | IA | Ray Guy, Southern Miss. (Mississippi) | 1972 |
| 93 | II | Elliot Mills, Carleton (Monmouth [Ill.]) | 1970 |
| 93 | II | Kasper Fitins, Taylor (Georgetown [Ky.]) | 1966 |
| 93 | II | Leeroy Sweeney, Pomona-Pitzer (UC Riverside) | 1960 |
| 93 | IA | Bob Handke, Drake (Wichita St.) | 1949 |

All-Purpose Yards

CAREER YARDS

| Player, Team (Division[s]) | Years | Rush | Rcv. | Int. | PR | KO | Yds. |
|---|----------------|--------|-------|------|-------|-------|-------|
| Brian Westbrook, Villanova (I-AA) | 1997-98 | 4,298 | 2,528 | 0 | 343 | 2,289 | 9,512 |
| Brian Shay, Emporia St. (II) | 1995-98 | 6,958 | 1,032 | 0 | 104 | 1,207 | 9,301 |
| R.J. Bowers, Grove City (III) | 1997-00 | *7,353 | 397 | 0 | 50 | 1,453 | 9,253 |
| Paul Smith, Gettysburg (III) | 1996-99 | 5,205 | 758 | 0 | 959 | 2,182 | 9,104 |
| Kavin Gailliard, American Int'l (II) | 1996-99 | 6,523 | 1,049 | 0 | 472 | 814 | 8,858 |
| Jerry Azumah, New Hampshire (IAA) | 1995-98 | 6,193 | 1,153 | 0 | 5 | 1,025 | 8,376 |
| Clarence Coleman, Ferris St. (II) | 1998-01 | 49 | 4,983 | 0 | 1,494 | 1,483 | 8,009 |
| Damon Thompson, Virginia St. (II) | 1997-00 | 303 | 4,387 | 0 | 1,153 | 2,143 | 7,986 |
| Carey Bender, Coe (III) | 1991-94 | 6,125 | 1,751 | 0 | 7 | 87 | 7,970 |
| Steve Tardif, Maine Maritime (III) | 1996-99 | 6,093 | 643 | 8 | 65 | 1,151 | 7,960 |
| Josh Ranek, South Dakota St. (II) | \$1997-01 | 6,794 | 857 | 0 | 0 | 295 | 7,946 |
| Johnny Bailey, Tex. A&M-Kingsville (II) | 1986-89 | 6,320 | 452 | 0 | 20 | 1,011 | 7,803 |
| Kenny Gamble, Colgate (IAA) | 1984-87 | 5,220 | 536 | 0 | 104 | 1,763 | 7,623 |
| Kevin Curtin, Winona St. (II) | 2000-03 | 3,702 | 698 | 0 | 1,219 | 1,993 | 7,612 |
| Blake Elliott, St. John's (Minn.) (III) | 2000-03 | 688 | 4,200 | 0 | 1,209 | 1,508 | 7,605 |
| DeAngelo Williams, Memphis (I-A) | 2002-05 | 6,026 | 723 | 0 | 0 | 824 | 7,573 |
| Howard Stevens, Randolph-Macon (II); Louisville (I-A) | 1968-69; 71-72 | 5,297 | 738 | 0 | 781 | 748 | 7,564 |
| Claude Mathis, Texas St. (IAA) | 1994-97 | 4,691 | 744 | 0 | 635 | 1,353 | 7,423 |
| Thomas Haskins, VMI (I-AA) | 1993-96 | 5,355 | 179 | 0 | 216 | 1,661 | 7,411 |
| Jamaica Rector, Northwest Mo. St. (II) | 2001-04 | 232 | 4,497 | 0 | 1,494 | 1,138 | 7,361 |
| Ian Smart, C.W. Post (II) | 1999-02 | 6,647 | 293 | 0 | 33 | 383 | 7,356 |
| Rick Sarille, Wagner (IAA) | \$1995-99 | 5,290 | 365 | 0 | 0 | 1,682 | 7,337 |
| Roger Graham, New Haven (II) | 1991-94 | 5,953 | 393 | 0 | 0 | 870 | 7,216 |
| Ricky Williams, Texas (I-A) | 1995-98 | 6,279 | 927 | 0 | 0 | 0 | 7,206 |
| Napoleon McCallum, Navy (I-A) | \$1981-85 | 4,179 | 796 | 0 | 858 | 1,339 | 7,172 |

All-purpose yardage is the combined net yards gained by rushing, receiving, interception (and fumble) returns, punt returns, kickoff returns and runbacks of field goal attempts. All-purpose yardage does not include forward passing yardage.

Total offense is the total of net gain rushing and net gain forward passing. Receiving and runback yards are not included in total offense.

| Player, Team (Division[s]) | Years | Rush | Rcv. | Int. | PR | KO | Yds. |
|--|---------|-------|-------|------|-----|-------|-------|
| Javarus Dudley, Fordham (I-AA) | 2000-03 | 58 | 4,197 | 0 | 192 | 2,668 | 7,115 |
| Charles Roberts, Sacramento St. (I-AA) | 1997-00 | 6,553 | 382 | 0 | 12 | 165 | 7,112 |
| Dave Ludy, Winona St. (II) | 1991-94 | 3,501 | 906 | 0 | 34 | 2,630 | 7,071 |
| Albert Fann, Cal St. Northridge (II) | 1987-90 | 4,090 | 803 | 0 | 0 | 2,141 | 7,032 |
| Reggie Greene, Siena (I-AA) | 1994-97 | 5,415 | 274 | 0 | 53 | 1,217 | 6,959 |

*Record. \$See Page 10 for explanation.

CAREER YARDS PER GAME

(Minimum 3,500 Yards)

| Player, Team (Division[s]) | Years | G | Rush | Rcv. | Int. | PR | KO | Yds. | Yd. PG |
|--|----------------|----|--------|-------|------|-------|-------|--------|--------|
| Ryan Benjamin, Pacific (I-A) | 1990-92 | 24 | 3,119 | 1,063 | 0 | 100 | 1,424 | 5,706 | 237.8 |
| Chris George, Glenville St. (II) | 1993-94 | 20 | 23 | 3,215 | 0 | 391 | 1,050 | 4,679 | 234.0 |
| R.J. Bowers, Grove City (III) | 1997-00 | 40 | *7,353 | 397 | 0 | 50 | 1,453 | 9,253 | 231.3 |
| Paul Smith, Gettysburg (III) | 1996-99 | 40 | 5,205 | 758 | 0 | 959 | 2,182 | 9,104 | 227.6 |
| Brian Westbrook, Villanova (I-AA) | 1997-98, 00-01 | 44 | 4,298 | 2,582 | 0 | 343 | 2,289 | *9,512 | 216.2 |
| Brian Shay, Emporia St. (II) | 1995-98 | 44 | 6,958 | 1,032 | 0 | 104 | 1,207 | 9,301 | 211.4 |
| Kirk Matthieu, Maine Maritime (III) | \$1989-93 | 33 | 5,107 | 315 | 0 | 254 | 1,279 | 6,955 | 210.8 |
| Damon Thompson, Virginia St. (II) | 1997-00 | 38 | 303 | 4,387 | 0 | 1,153 | 2,143 | 7,986 | 210.2 |
| Anthony Gray, Western N.M. (II) | 1997-98 | 19 | 3,484 | 499 | 0 | 0 | 8 | 3,991 | 210.1 |
| Kavin Gailliard, American Int'l (II) | 1996-99 | 43 | 6,523 | 1,049 | 0 | 472 | 814 | 8,858 | 206.0 |
| Sheldon Canley, San Jose St. (I-A) | 1988-90 | 25 | 2,513 | 828 | 0 | 5 | 1,800 | 5,146 | 205.8 |
| Carey Bender, Coe (III) | 1991-94 | 39 | 6,125 | 1,751 | 0 | 7 | 87 | 7,970 | 204.4 |
| Jerry Azumah, New Hampshire (I-AA) | 1995-98 | 41 | 6,193 | 1,153 | 0 | 5 | 1,025 | 8,376 | 204.3 |
| Steve Tardif, Maine Maritime (III) | 1996-99 | 39 | 6,093 | 643 | 8 | 65 | 1,151 | 7,960 | 204.1 |
| Johnny Bailey, Tex. A&M-Kingsville (II) | 1986-89 | 39 | 6,320 | 452 | 0 | 20 | 1,011 | 7,803 | 200.1 |
| Howard Stevens, Randolph-Macon (II); Louisville (I-A) | 1968-69; 71-72 | 38 | 5,297 | 738 | 0 | 781 | 748 | 7,564 | 199.1 |
| Gary Trettel, St. Thomas (Minn.) (III) | 1988-90 | 29 | 3,483 | 834 | 0 | 0 | 1,407 | 5,724 | 197.4 |
| Arnold Mickens, Butler (I-AA) | 1994-95 | 22 | 3,813 | 47 | 0 | 0 | 87 | 3,947 | 197.4 |
| Tim Hall, Robert Morris (I-AA) | 1994-95 | 19 | 2,908 | 793 | 0 | 0 | 0 | 3,701 | 194.8 |
| Reggie Greene, Siena (I-AA) | 1994-97 | 36 | 5,415 | 274 | 0 | 53 | 1,217 | 6,959 | 193.3 |
| Billy Johnson, Widener (II; III) | 1971-72; 73 | 28 | 3,737 | 27 | 0 | 43 | 989 | 5,404 | 193.0 |
| O.J. Simpson, Southern California (I-A) | 1967-68 | 19 | 3,124 | 235 | 0 | 0 | 307 | 3,666 | 192.9 |
| Clarence Coleman, Ferris St. (II) | 1998-01 | 42 | 49 | 4,983 | 0 | 1,494 | 1,483 | 8,009 | 190.7 |
| Steve Roberts, Butler (II) | 1986-89 | 35 | 4,623 | 1,201 | 0 | 272 | 578 | 6,674 | 190.7 |

*Record. \$See Page 10 for explanation.

SEASON YARDS

| Player, Team (Division) | Year | Rush | Rcv. | Int. | PR | KO | Yds. |
|---|-------|--------|-------|------|-----|-------|-------|
| Barry Sanders, Oklahoma St. (I-A) | †1988 | 2,628 | 106 | 0 | 95 | 421 | 3,250 |
| Kavin Gailliard, American Int'l (II) | †1999 | *2,653 | 289 | 0 | 0 | 122 | 3,064 |
| Brian Westbrook, Villanova (I-AA) | †1998 | 1,046 | 1,144 | 0 | 192 | 644 | 3,026 |
| Ryan Benjamin, Pacific (I-A) | †1991 | 1,581 | 612 | 0 | 4 | 798 | 2,995 |
| Brian Westbrook, Villanova (I-AA) | †2000 | 1,220 | 724 | 0 | 0 | 1,048 | 2,992 |
| Dante Brown, Marietta (III) | †1996 | 2,385 | 174 | 0 | 46 | 368 | 2,973 |
| Reggie Bush, Southern California (I-A) | †2005 | 1,740 | 478 | 0 | 179 | 493 | 2,890 |
| R.J. Bowers, Grove City (III) | †1998 | 2,283 | 51 | 0 | 4 | 538 | 2,876 |
| Brian Westbrook, Villanova (I-AA) | †2001 | 1,603 | 658 | 0 | 122 | 440 | 2,823 |
| Brian Shay, Emporia St. (II) | †1998 | 2,265 | 165 | 0 | 0 | 389 | 2,819 |
| Troy Edwards, Louisiana Tech (I-A) | †1998 | 227 | 1,996 | 0 | 235 | 326 | 2,784 |
| Blake Elliott, St. John's (Minn.) (III) | 2003 | 586 | 1,319 | 0 | 223 | 621 | 2,749 |
| Brian Shay, Emporia St. (II) | †1996 | 2,103 | 247 | 0 | 48 | 340 | 2,738 |
| Darren Sproles, Kansas St. (I-A) | 2003 | 1,986 | 287 | 0 | 190 | 272 | 2,735 |
| Jerry Azumah, New Hampshire (I-AA) | 1998 | 2,195 | 218 | 0 | 5 | 308 | 2,726 |
| Brian Shay, Emporia St. (II) | †1997 | 1,912 | 277 | 0 | 56 | 478 | 2,723 |
| Paul Smith, Gettysburg (III) | †1999 | 1,546 | 301 | 0 | 255 | 615 | 2,717 |
| Mike Pringle, Cal St. Fullerton (I-A) | †1989 | 1,727 | 249 | 0 | 0 | 714 | 2,690 |
| Ian Smart, C.W. Post (II) | 2001 | 2,536 | 135 | 0 | 0 | 0 | 2,671 |
| Steve Roberts, Butler (II) | †1989 | 1,450 | 532 | 0 | 272 | 415 | 2,669 |

*Record. †National champion.

SEASON YARDS PER GAME

| Player, Team (Division) | Year | G | Rush | Rcv. | Int. | PR | KO | Yds. | Yd. PG |
|--------------------------------------|-------|----|--------|-------|------|-----|-------|--------|--------|
| Dante Brown, Marietta (III) | †1996 | 10 | 2,385 | 174 | 0 | 46 | 368 | 2,973 | 297.3 |
| Barry Sanders, Oklahoma St. (I-A) | †1988 | 11 | 2,628 | 106 | 0 | 0 | 95 | *3,250 | 295.5 |
| R.J. Bowers, Grove City (III) | †1998 | 10 | 2,283 | 51 | 0 | 4 | 538 | 2,876 | 287.6 |
| Brian Westbrook, Villanova (I-AA) | †1998 | 11 | 1,046 | 1,144 | 0 | 192 | 644 | 3,026 | 275.1 |
| Brian Westbrook, Villanova (I-AA) | †2000 | 11 | 1,220 | 724 | 0 | 0 | 1,048 | 2,992 | 272.0 |
| Paul Smith, Gettysburg (III) | †1999 | 10 | 1,546 | 301 | 0 | 255 | 615 | 2,717 | 271.7 |
| Steve Roberts, Butler (II) | †1989 | 10 | 1,450 | 532 | 0 | 272 | 415 | 2,669 | 266.9 |
| Carey Bender, Coe (III) | †1994 | 10 | 2,243 | 319 | 0 | 7 | 87 | 2,656 | 265.6 |
| Bobby Felix, Western N.M. (II) | †1994 | 8 | 439 | 853 | 0 | 150 | 667 | 2,109 | 263.6 |
| Chris George, Glenville St. (II) | †1993 | 10 | 23 | 1,876 | 0 | 157 | 562 | 2,618 | 261.8 |
| Brian Westbrook, Villanova (I-AA) | †2001 | 11 | 1,603 | 658 | 0 | 122 | 440 | 2,823 | 256.6 |
| Brian Shay, Emporia St. (II) | †1998 | 11 | 2,265 | 165 | 0 | 0 | 389 | 2,819 | 256.3 |
| Kavin Gailliard, American Int'l (II) | †1999 | 12 | *2,653 | 289 | 0 | 0 | 122 | 3,064 | 255.3 |
| Damon Thompson, Virginia St. (II) | 1998 | 10 | 127 | 1,330 | 0 | 292 | 770 | 2,519 | 251.9 |
| Billy Johnson, Widener (II) | 1972 | 9 | 1,556 | 40 | 43 | 511 | 115 | 2,265 | 251.7 |
| Ryan Benjamin, Pacific (I-A) | †1991 | 12 | 1,581 | 612 | 0 | 4 | 798 | 2,995 | 249.6 |
| Brian Shay, Emporia St. (II) | †1996 | 11 | 2,103 | 247 | 0 | 48 | 340 | 2,738 | 248.9 |
| Damon Thompson, Virginia St. (II) | 1999 | 10 | 88 | 1,517 | 0 | 410 | 465 | 2,480 | 248.0 |
| Jerry Azumah, New Hampshire (I-AA) | 1998 | 11 | 2,195 | 218 | 0 | 5 | 308 | 2,726 | 247.8 |
| Brian Shay, Emporia St. (II) | †1997 | 11 | 1,912 | 277 | 0 | 56 | 478 | 2,723 | 247.5 |

*Record. †National champion.

Scoring

CAREER POINTS

| Player, Team (Division[s]) | Years | TD | Extra Pts. Scored | FG | Pts. |
|--|----------------|-----|-------------------|----|------|
| Ian Smart, C.W. Post (II) | 1999-02 | *95 | 0 | 0 | 570 |
| R.J. Bowers, Grove City (III) | 1997-00 | 92 | 10 | 0 | 562 |
| Brian Westbrook, Villanova (I-AA) | 1997-98, 00-01 | 89 | 10 | 0 | 544 |
| Brian Shay, Emporia St. (II) | 1995-98 | 88 | 16 | 0 | 544 |
| Carey Bender, Coe (III) | 1991-94 | 86 | 12 | 0 | 528 |
| Adrian Peterson, Ga. Southern (I-AA) | 1998-01 | 87 | 2 | 0 | 524 |
| Tony Sutton, Findlay (II); Wooster (III) | 2001; 2002-04 | 81 | 0 | 0 | 486 |
| Scott Pingel, Westminster (Mo.) (III) | 1996-99 | 75 | 34 | 0 | 484 |
| Trevor Shannon, Wartburg (III) | 1995-98 | 79 | 10 | 0 | 484 |
| Dallas Mall, Bentley (II) | 2001-04 | 78 | 10 | 0 | 478 |
| Kavin Gailliard, American Int'l (II) | 1996-99 | 78 | 8 | 0 | 476 |
| Joe Dudek, Plymouth St. (III) | 1982-85 | 79 | 0 | 0 | 474 |
| Germaine Race, Pittsburg St. (II) | 2003-05 | 78 | 2 | 0 | 470 |
| Travis Prentice, Miami (Ohio) (I-A) | 1996-99 | 78 | 0 | 0 | 468 |
| David Kircus, Grand Valley St. (II) | 1999-02 | 77 | 2 | 0 | 464 |
| Walter Payton, Jackson St. (II) | 1971-74 | 66 | 53 | 5 | 464 |
| Ricky Williams, Texas (I-A) | 1995-98 | 75 | 2 | 0 | 452 |
| Dan Pugh, Mount Union (III) | 1999-02 | 73 | 2 | 0 | 440 |
| Jarrett Anderson, Truman (II) | 1993-96 | 73 | 2 | 0 | 440 |
| Chuck Moore, Mount Union (III) | 1998-01 | 73 | 0 | 0 | 438 |
| Shawn Graves, Wofford (QB) (II) | 1989-92 | 72 | 3 | 0 | 438 |
| Rashaan Dumas, Southern Conn. St. (II) | 1996-99 | 72 | 0 | 0 | 432 |
| Josh Ranek, South Dakota St. (II) | \$1997-01 | 69 | 12 | 0 | 426 |
| Johnny Bailey, Tex. A&M-Kingsville (II) | 1986-89 | 70 | 3 | 0 | 426 |
| Roger Graham, New Haven (II) | 1991-94 | 70 | 2 | 0 | 424 |
| Roman Anderson, Houston (I-A) | 1988-91 | 0 | 213 | 70 | 423 |
| Mark Kacmarynski, Central Iowa (III) | \$1992-96 | 70 | 2 | 0 | 422 |
| Jeff Glas, North Dakota (II) | 2002-05 | 0 | 174 | 82 | 420 |
| Matt Cannon, Southern Utah (I-AA) | 1997-00 | 69 | 3 | 0 | 420 |
| Jerry Azumah, New Hampshire (I-AA) | 1995-98 | 69 | 4 | 0 | 418 |

*Record. \$See Page 10 for explanation. †Active player.

CAREER POINTS PER GAME

(Minimum 225 Points; Player must have concluded his career)

| Player, Team (Division[s]) | Years | G | TD | Extra Pts. Scored | FG | Pts. | Pt.PG |
|--|----------------|----|-----|-------------------|----|------|-------|
| R.J. Bowers, Grove City (III) | 1997-00 | 40 | 92 | 10 | 0 | 562 | 14.1 |
| Cory Christensen, Simpson (III) | 1996-97 | 19 | 44 | 0 | 0 | 264 | 13.9 |
| Rob Marchitello, Maine Maritime (III) | 1993-95 | 26 | 59 | 4 | 0 | 358 | 13.8 |
| Carey Bender, Coe (III) | 1991-94 | 39 | 86 | 12 | 0 | 528 | 13.5 |
| Antoine Bagwell, California (Pa.) (II) | 2004-05 | 20 | 45 | 0 | 0 | 270 | 13.5 |
| Ole Gunderson, St. Olaf (II) | 1969-71 | 27 | 60 | 2 | 0 | 362 | 13.4 |
| Billy Johnson, Widener (II; III) | 1971-72; 73 | 28 | 62 | 0 | 0 | 372 | 13.3 |
| Leon Burns, Long Beach St. (II) | 1969-70 | 22 | 47 | 2 | 0 | 284 | 12.9 |
| Tony Sutton, Findlay (II); Wooster (III) | 2001; 2002-04 | 38 | 81 | 0 | 0 | 486 | 12.8 |
| Ian Smart, C.W. Post (II) | 1999-02 | 45 | *95 | 0 | 0 | *570 | 12.6 |
| Adrian Peterson, Ga. Southern (I-AA) | 1998-01 | 42 | 87 | 2 | 0 | 524 | 12.5 |
| Trevor Shannon, Wartburg (III) | 1995-98 | 39 | 79 | 10 | 0 | 484 | 12.4 |
| Brian Westbrook, Villanova (I-AA) | 1997-98, 00-01 | 44 | 89 | 10 | 0 | 544 | 12.4 |
| Brian Shay, Emporia St. (II) | 1995-98 | 44 | 88 | 16 | 0 | 544 | 12.4 |
| Scott Pingel, Westminster (Mo.) (III) | 1996-99 | 39 | 75 | 34 | 0 | 484 | 12.4 |
| Marshall Faulk, San Diego St. (I-A) | 1991-93 | 31 | 62 | 4 | 0 | 376 | 12.1 |
| Jim Regan, Pomona-Pitzer (III) | 1995-98 | 30 | 37 | 93 | 15 | 360 | 12.0 |
| Tyrone Morgan, Northern St. (II) | 1998-00 | 30 | 59 | 0 | 0 | 354 | 11.8 |
| Ed Marinaro, Cornell (I-A) | 1969-71 | 27 | 52 | 6 | 0 | 318 | 11.8 |
| Aaron Stecker, Western Ill. (I-AA) | 1997-98 | 20 | 39 | 0 | 0 | 234 | 11.7 |
| Rashaan Dumas, Southern Conn. St. (II) | 1996-99 | 37 | 72 | 0 | 0 | 432 | 11.7 |
| Chad Hoiska, Wis.-Eau Claire (III) | 1995-97 | 30 | 58 | 2 | 0 | 350 | 11.7 |
| Joe Dudek, Plymouth St. (III) | 1982-85 | 41 | 79 | 0 | 0 | 474 | 11.6 |
| Bill Burnett, Arkansas (I-A) | 1968-70 | 26 | 49 | 0 | 0 | 294 | 11.3 |
| Dale Mills, Truman (II) | 1957-60 | 36 | 64 | 23 | 0 | 407 | 11.3 |
| Steve Owens, Oklahoma (I-A) | 1967-69 | 30 | 56 | 0 | 0 | 336 | 11.2 |
| Kavin Gailliard, American Int'l (II) | 1996-99 | 43 | 78 | 8 | 0 | 476 | 11.1 |
| Walter Payton, Jackson St. (II) | 1971-74 | 42 | 66 | 53 | 5 | 464 | 11.0 |
| Steve Roberts, Butler (II) | 1986-89 | 35 | 63 | 4 | 0 | 386 | 11.0 |
| Jeff Bentrim, North Dakota St. (II) | 1983-86 | 35 | 64 | 2 | 0 | 386 | 11.0 |
| Gary Jones, Albany (N.Y.) (I-AA) | 2002-03 | 23 | 42 | 0 | 0 | 252 | 11.0 |
| Chuck Moore, Mount Union (III) | 1998-01 | 40 | 73 | 0 | 0 | 438 | 11.0 |
| Shawn Graves, Wofford (II) | 1989-92 | 40 | 72 | 3 | 0 | 438 | 11.0 |

*Record.

SEASON POINTS

| Player, Team (Division[s]) | Year | TD | Extra Pts. Scored | FG | Pts. |
|--------------------------------------|-------|-----|-------------------|----|------|
| Dan Pugh, Mount Union (III) | †2002 | *41 | 2 | 0 | 248 |
| Barry Sanders, Oklahoma St. (I-A) | †1988 | 39 | 0 | 0 | 234 |
| David Kircus, Grand Valley St. (II) | †2002 | 35 | 2 | 0 | 212 |
| Kavin Gailliard, American Int'l (II) | †1999 | 34 | 2 | 0 | 206 |
| R.J. Bowers, Grove City (III) | †1998 | 34 | 2 | 0 | 206 |
| Jamar Brittingham, Bloomsburg (II) | †2005 | 34 | 0 | 0 | 204 |
| Germaine Race, Pittsburg St. (II) | 2005 | 33 | 0 | 0 | 198 |
| Tony Sutton, Wooster (III) | †2004 | 33 | 0 | 0 | 198 |
| Ian Smart, C.W. Post (II) | 2001 | 33 | 0 | 0 | 198 |
| Brian Shay, Emporia St. (II) | †1997 | 32 | 6 | 0 | 198 |
| Guy Leman, Simpson (III) | 1998 | 33 | 0 | 0 | 198 |
| Carey Bender, Coe (III) | †1994 | 32 | 2 | 0 | 194 |
| Brock Forsey, Boise St. (I-A) | †2002 | 32 | 0 | 0 | 192 |
| Tony Sutton, Wooster (III) | †2003 | 31 | 0 | 0 | 186 |
| Troy Edwards, Louisiana Tech (I-A) | †1998 | 31 | 0 | 0 | 186 |
| Travis Walch, Winona St. (II) | 1997 | 30 | 2 | 0 | 182 |
| Ian Smart, C.W. Post (II) | 2002 | 30 | 0 | 0 | 180 |
| David Russell, Linfield (II) | 2002 | 30 | 0 | 0 | 180 |
| Shane Ream, Allegheny (III) | †2000 | 30 | 0 | 0 | 180 |
| Terry Metcalf, Long Beach St. (II) | 1971 | 29 | 4 | 0 | 178 |
| Brian Westbrook, Villanova (I-AA) | †2001 | 29 | 2 | 0 | 176 |
| Andre Braxton, Virginia Union (II) | †2000 | 27 | 14 | 0 | 176 |
| Brian Shay, Emporia St. (II) | †1998 | 29 | 2 | 0 | 176 |
| Chad Hoiska, Wis.-Eau Claire (III) | 1997 | 29 | 2 | 0 | 176 |
| Jamaal Branch, Colgate (I-AA) | 2003 | 29 | 0 | 0 | 174 |
| Fredrick Jackson, Coe (III) | 2002 | 29 | 0 | 0 | 174 |
| Adrian Peterson, Ga. Southern (I-AA) | †1999 | 29 | 0 | 0 | 174 |
| Jim Mormino, Allegheny (III) | 1997 | 29 | 0 | 0 | 174 |
| Doug Steiner, Grove City (III) | 1997 | 29 | 0 | 0 | 174 |
| Mike Rozier, Nebraska (I-A) | †1983 | 29 | 0 | 0 | 174 |
| Lydell Mitchell, Penn St. (I-A) | 1971 | 29 | 0 | 0 | 174 |

*Record. †National champion.

SEASON POINTS PER GAME

| Player, Team (Division[s]) | Year | G | TD | Extra Pts. Scored | FG | Pts. | Pt.PG |
|---------------------------------------|-------|----|-----|-------------------|----|------|-------|
| Barry Sanders, Oklahoma St. (I-A) | †1988 | 11 | 39 | 0 | 0 | 234 | 21.3 |
| Carl Herakovich, Rose-Hulman (II) | †1958 | 8 | 25 | 18 | 0 | 168 | 21.0 |
| James Regan, Pomona-Pitzer (III) | †1997 | 8 | 21 | 34 | 2 | 166 | 20.8 |
| Tony Sutton, Wooster (III) | †2003 | 9 | 31 | 0 | 0 | 186 | 20.7 |
| R.J. Bowers, Grove City (III) | †1998 | 10 | 34 | 2 | 0 | 206 | 20.6 |
| Guy Leman, Simpson (III) | 1998 | 10 | 33 | 0 | 0 | 198 | 19.8 |
| Carey Bender, Coe (III) | †1994 | 10 | 32 | 2 | 0 | 194 | 19.4 |
| Jim Switzer, Col. of Emporia (II) | †1963 | 9 | 28 | 0 | 0 | 168 | 18.7 |
| Shane Ream, Allegheny (III) | †2000 | 10 | 30 | 0 | 0 | 180 | 18.0 |
| Brian Shay, Emporia St. (II) | †1997 | 11 | 32 | 6 | 0 | 198 | 18.0 |
| Billy Johnson, Widener (II) | †1972 | 9 | 27 | 0 | 0 | 162 | 18.0 |
| Dan Pugh, Mount Union (III) | †2002 | 14 | *41 | 2 | 0 | *248 | 17.7 |
| Chad Hoiska, Wis.-Eau Claire (III) | 1997 | 10 | 29 | 2 | 0 | 176 | 17.6 |
| Carl Garrett, N.M. Highlands (II) | †1966 | 9 | 26 | 2 | 0 | 158 | 17.6 |
| Jim Mormino, Allegheny (III) | 1997 | 10 | 29 | 0 | 0 | 174 | 17.4 |
| Doug Steiner, Grove City (III) | 1997 | 10 | 29 | 0 | 0 | 174 | 17.4 |
| Bobby Reynolds, Nebraska (I-A) | †1950 | 9 | 22 | 25 | 0 | 157 | 17.4 |
| Kavin Gailliard, American Int'l (II) | †1999 | 12 | 34 | 2 | 0 | 206 | 17.2 |
| Rob Marchitello, Maine Maritime (III) | 1994 | 9 | 25 | 4 | 0 | 154 | 17.1 |
| Jamar Brittingham, Bloomsburg (II) | †2005 | 12 | 34 | 0 | 0 | 204 | 17.0 |

*Record. †National champion.

SINGLE-GAME POINTS

| Pts. | Div. | Player, Team (Opponent) | Date |
|------|------|---|----------------|
| 48 | III | Carey Bender, Coe (Beloit) | Nov. 12, 1994 |
| 48 | I-A | Howard Griffith, Illinois (Southern Ill.) | Sept. 22, 1990 |
| 48 | II | Paul Zaeske, North Park (North Central [Ill.]) | Oct. 12, 1968 |
| 48 | II | Junior Wolf, Okla. Panhandle (St. Mary [Kan.]) | Nov. 8, 1958 |
| 44 | I-A | Marshall Faulk, San Diego St. (Pacific) | Sept. 14, 1991 |
| 43 | I-A | Jim Brown, Syracuse (Colgate) | Nov. 17, 1956 |
| 42 | I-A | Rashaun Woods, Oklahoma St. (SMU) | Sept. 20, 2003 |
| 42 | I-A | Arnold "Showboat" Boykin, Mississippi (Mississippi St.) | Dec. 1, 1951 |
| 42 | I-A | Fred Wendt, UTEP (New Mexico St.) | Nov. 25, 1948 |

COLLEGIATE RECORDS

Team Collegiate Records

Explanation: These team collegiate records were compiled by taking the record holder from each division and comparing them. There are some categories in which a division did not have a team record. In those cases, the records from the other divisions are listed.

Single Game—Offense

Total Offense

MOST PLAYS

- 117—Tex. A&M-Kingsville vs. Angelo St., Oct. 30, 1982 (546 yards) (II)
Other Division records:
 112—Montana vs. Montana St., Nov. 1, 1952 (457 yards) (I-A)
 115—Buffalo vs. Connecticut, Oct. 4, 1997 (437 yards) (I-AA)
 112—Gust. Adolphus vs. Bethel (Minn.), Nov. 2, 1985 (493 yards) (III)

MOST YARDS GAINED

- 1,021—Houston vs. SMU, Oct. 21, 1989 (250 rushing, 771 passing, 86 plays) (I-A)
Other Division records:
 876—Weber St. vs. Idaho St., Nov. 23, 1991 (252 rushing, 624 passing) (I-AA)
 910—Hanover vs. Franklin, Oct. 30, 1948 (426 rushing, 484 passing, 75 plays) (II)
 823—Westminster (Mo.) vs. Principia, Oct. 17, 1998 (176 rushing, 647 passing) (III)

MOST YARDS GAINED, BOTH TEAMS

- 1,640—San Jose St. (849) & Nevada (791), Nov. 10, 2001 (168 plays) (I-A)
Other Division records:
 1,418—Howard (740) & Bethune-Cookman (678), Sept. 19, 1987 (161 plays) (I-AA)
 1,353—East Stroudsburg (712) & Southern Conn. St. (641), Nov. 12, 2005 (II)
 1,395—Occidental (753) & Claremont-M-S (642), Oct. 30, 1993 (136 plays) (III)

MOST TOUCHDOWNS SCORED BY RUSHING AND PASSING

- 16—Arkansas vs. Mississippi, Nov. 3, 2001 (9 rushing, 7 passing) (7 ot) (I-A)
Other Division records:
 14—Portland St. vs. Delaware St., Nov. 8, 1980 (4 rushing, 10 passing) (I-AA)
 15—North Park vs. North Central (III.), Oct. 12, 1968 (4 rushing, 11 passing) (II)
 14—Concordia-M'head vs. Macalester, Sept. 24, 1977 (12 rushing, 2 passing) (III)

Rushing

MOST RUSHES

- 99—Missouri vs. Colorado, Oct. 12, 1968 (421 yards) (I-A)
Other Division records:
 90—VMI vs. East Tenn. St., Nov. 17, 1990 (311 yards) (I-AA)
 97—Hobart vs. Union (N.Y.), Oct. 23, 1971 (444 yards) (II)
 92—Wis.-River Falls vs. Wis.-Platteville, Oct. 21, 1989 (464 yards) (III)

MOST YARDS GAINED

- 768—Oklahoma vs. Kansas St., Oct. 15, 1988 (72 rushes) (I-A)
Other Division records:
 681—Missouri St. vs. Mo. Southern St., Sept. 10, 1988 (83 rushes) (I-AA)
 719—Coe vs. Beloit, Oct. 16, 1971 (73 rushes) (II)
 670—Olivet vs. Ohio Wesleyan, Sept. 18, 2004 (84 rushes) (III)

MOST TOUCHDOWNS SCORED BY RUSHING

- 12—UTEP vs. New Mexico St., Nov. 25, 1948 (I-A)
 12—Coe vs. Beloit, Oct. 16, 1971 (II)
 12—Concordia-M'head vs. Macalester, Sept. 24, 1977 (III)
Other Division record:
 11—Ga. Southern vs. Johnson C. Smith, Sept. 11, 2004 (I-AA)

Passing

MOST PASSES ATTEMPTED

- 85—West Tex. A&M vs. Eastern N.M., Nov. 5, 1994 (completed 47) (II)
Other Division records:
 83—Purdue vs. Wisconsin, Oct. 10, 1998 (completed 55) (I-A)
 79—Idaho St. vs. Portland St., Nov. 6, 2004 (completed 43) (I-AA)
 82—Sul Ross St. vs. Howard Payne, Oct. 5, 2002 (completed 52) (III)

MOST PASSES ATTEMPTED, BOTH TEAMS

- 143—Bethel (Minn.) (78) & Gust. Adolphus (65), Nov. 2, 1985 (completed 65) (III)
Other Division records:
 135—TCU (79) & Houston (56), Nov. 3, 1990 (completed 81) (I-A)
 122—Idaho (62) & Idaho St. (60), Sept. 24, 1983 (completed 48) (I-AA)
 131—Presbyterian (70) & Tusculum (61), Nov. 3, 2001 (completed 82) (II)

MOST PASSES ATTEMPTED WITHOUT AN INTERCEPTION

- 77—Westminster (Mo.) vs. MacMurray, Nov. 14, 1998 (completed 50) (III)
Other Division records:
 72—Houston vs. TCU, Nov. 4, 1989 (completed 47) (I-A)
 72—Marshall vs. Western Caro., Nov. 14, 1987 (completed 35) (I-AA)
 73—Concord vs. Fairmont St., Oct. 27, 2001 (completed 35) (II)

MOST PASSES COMPLETED

- 59—Southeastern La. vs. Jacksonville, Nov. 6, 2004 (attempted 72) (I-AA)
Other Division records:
 55—Wake Forest vs. Duke, Oct. 28, 1995 (attempted 78); Purdue vs. Wisconsin, Oct. 10, 1998 (attempted 83) (I-A)
 56—Wayne St. (Neb.) vs. Drake, Nov. 9, 1996 (attempted 76) (II)
 52—Sul Ross St. vs. Howard Payne, Oct. 5, 2002 (attempted 82) (III)

MOST PASSES COMPLETED, BOTH TEAMS

- 87—Sul Ross St. (52) & Howard Payne (35), Oct. 5, 2002 (attempted 128) (III)
Other Division records:
 81—TCU (44) & Houston (37), Nov. 3, 1990 (attempted 135) (I-A)
 80—Hofstra (50) & Fordham (30), Oct. 19, 1991 (attempted 120) (I-AA)
 82—Presbyterian (50) & Tusculum (32), Nov. 3, 2001 (attempted 131) (II)

HIGHEST PERCENTAGE OF PASSES COMPLETED (Min. 20 Attempts)

- 96.0%—Tennessee vs. South Carolina, Oct. 31, 1998 (24 of 25) (I-A)
Other Division records:
 85.4%—Cal St. Northridge vs. Missouri St., Nov. 14, 1998 (35 of 41) (I-AA)
 90.9%—Northwestern St. vs. La.-Lafayette, Nov. 12, 1966 (20 of 22) (II)
 86.1%—Howard Payne vs. East Tex. Baptist, Sept. 28, 2002 (31 of 36) (III)

MOST YARDS GAINED

- 771—Houston vs. SMU, Oct. 21, 1989 (completed 40 of 61) (I-A)

Other Division records:

- 699—Mississippi Val. vs. Kentucky St., Sept. 1, 1984 (I-AA)
 678—Portland St. vs. Mont. St.-Billings, Nov. 20, 1976 (II)
 731—Menlo vs. Cal Lutheran, Oct. 7, 2000 (III)

MOST YARDS GAINED, BOTH TEAMS

- 1,253—TCU (690) & Houston (563), Nov. 3, 1990 (I-A)
Other Division records:
 1,190—La.-Monroe (619) & Stephen F. Austin (571), Nov. 11, 1989 (I-AA)
 1,065—Western N.M. (614) & West Tex. A&M (451), Oct. 8, 1994 (II)
 1,100—St. Thomas (Minn.) (602) & Bethel (Minn.) (498), Nov. 13, 1993 (III)

MOST TOUCHDOWN PASSES

- 11—Houston vs. Eastern Wash., Nov. 17, 1990 (I-A)
 11—Mississippi Val. vs. Kentucky St., Sept. 1, 1984 (I-AA)
 11—North Park vs. North Central (III.), Oct. 12, 1968 (II)
Other Division record:
 9—Westminster (Mo.) vs. Principia, Oct. 17, 1998; Ohio Northern vs. Capital, Nov. 14, 1998 (III)

MOST TOUCHDOWN PASSES, BOTH TEAMS

- 14—Houston (11) & Eastern Wash. (3), Nov. 17, 1990 (I-A)
 14—Mississippi Val. (8) & Texas Southern (6), Oct. 26, 1985 (I-AA)
 14—North Park (11) & North Central (III.) (3), Oct. 12, 1968 (II)
Other Division record:
 12—St. Thomas (Minn.) (6) & Bethel (Minn.) (6), Nov. 13, 1993 (III)

Scoring

MOST POINTS SCORED

- 106—Fort Valley St. vs. Knoxville, Oct. 11, 1969 (14 TDs, 2 PATs, 9 two-point conversions, 1 safety) (II)
Other Division records:
 103—Wyoming vs. Northern Colo. (0), Nov. 5, 1949 (I-A)
 105—Portland St. vs. Delaware St., Nov. 8, 1980 (15 TDs, 15 PATs) (I-AA)
 105—Rockford vs. Trinity Bible, Sept. 6, 2003 (III)

Historical Notes:

- 100—Houston vs. Tulsa (6), Nov. 23, 1968 (I-A) (Record for game involving two major-college opponents)
 222—Georgia Tech vs. Cumberland (0), Oct. 7, 1916 (I-A) (Before beginning of NCAA records in 1937)
 125—Southeastern Okla. vs. Northeastern St., 1916 (II) (Before beginning of NCAA records in 1937)

MOST POINTS SCORED, BOTH TEAMS

- 136—North Park (104) & North Central (III.) (32), Oct. 12, 1968 (II)
Other Division records:
 133—San Jose St. (70) & Rice (63), Oct. 2, 2004 (I-A)
 125—Sacramento St. (64) & Cal St. Northridge (61), Nov. 4, 2000 (I-AA)
 131—Earlham (69) & Manchester (62), Sept. 10, 2005 (III)

MOST POINTS SCORED BY A LOSING TEAM

- 66—Western N.M. vs. Fort Lewis (67), Nov. 2, 2002 (2 ot) (II)
Other Division records:
 63—Kentucky vs. Arkansas (71), Nov. 1, 2003 (7 ot); Rice vs. San Jose St. (70), Oct. 2, 2004 (I-A)
 61—Cal St. Northridge vs. Sacramento St. (64), Nov. 4, 2000 (I-AA)
 63—Cornell College vs. Coe (66), Oct. 25, 2003 (III)

MOST TOUCHDOWNS SCORED

- 15—Wyoming vs. Northern Colo., Nov. 5, 1949 (9 rushing, 6 passing) (I-A)
 15—Portland St. vs. Delaware St., Nov. 8, 1980 (I-AA)

15—Iowa Wesleyan vs. William Penn, Oct. 31, 1953; Alcorn St. vs. Paul Quinn, Sept. 9, 1967; North Park vs. North Central (Ill.), Oct. 12, 1968 (II)

15—Rockford vs. Trinity Bible, Sept. 6, 2003 (III)

Historical Note:

17—Connecticut vs. Newport Naval Training, Oct. 22, 1949 (Record for Division II or small-college in game not involving two Division II or small-college teams)

MOST EXTRA-POINT KICKS ATTEMPTED

15—Wyoming vs. Northern Colo., Nov. 5, 1949 (I-A)

15—Portland St. vs. Delaware St., Nov. 8, 1980 (I-AA)

15—North Park vs. North Central (Ill.), Oct. 12, 1968 (II)

Other Division records:

14—Concordia-M'head vs. Macalester, Sept. 24, 1977 (III)

MOST EXTRA-POINT KICKS MADE

15—Portland St. vs. Delaware St., Nov. 8, 1980 (I-AA)

Other Division records:

13—Wyoming vs. Northern Colo., Nov. 5, 1949;

Houston vs. Tulsa, Nov. 23, 1968; Fresno St. vs. New Mexico, Oct. 5, 1991 (I-A)

14—North Park vs. North Central (Ill.), Oct. 12, 1968 (II)

13—Concordia-M'head vs. Macalester, Sept. 24, 1977; Rockford vs. Trinity Bible, Sept. 6, 2003 (III)

MOST FIELD GOALS ATTEMPTED

9—Western Mich. vs. Marshall, Sept. 29, 1984 (made 7) (I-A)

Other Division records:

8—Northern Ariz. vs. Idaho, Oct. 25, 1986 (made 8) (I-AA)

7—Mississippi Col. vs. Troy, Oct. 3, 1981 (made 2) (II)

8—Rhodes vs. Millsaps, Sept. 22, 1984 (made 6) (III)

MOST FIELD GOALS MADE

8—Northern Ariz. vs. Idaho, Oct. 25, 1986 (attempted 8) (I-AA)

Other Division records:

7—Western Mich. vs. Marshall, Sept. 29, 1984 (attempted 9); Nebraska vs. Missouri, Oct. 19, 1985 (attempted 7) (I-A)

6—Central Mo. St. vs. Southeast Mo. St., Nov. 2, 1985 (attempted 6); Ashland vs. Wayne St. (Mich.), Oct. 5, 2002 (attempted 6) (II)

6—Rhodes vs. Millsaps, Sept. 22, 1984 (attempted 8) (III)

Miscellaneous Records

TOTAL FIRST DOWNS

46—Weber St. vs. Idaho St., Nov. 23, 1991 (12 rushing, 31 passing, 3 penalty) (I-AA)

Other Division records:

45—Texas Tech vs. Iowa St., Oct. 11, 2003 (16 rushing, 28 passing, 1 penalty) (I-A)

42—Delaware vs. Baldwin-Wallace, Oct. 6, 1973 (II)

40—Upper Iowa vs. Loras, Nov. 7, 1992 (19 rushing, 17 passing, 4 penalty); Mount Union vs. Marietta, Oct. 15, 2005 (25 rushing, 15 passing) (III)

MOST PENALTIES AGAINST

28—Northern Ariz. vs. La Verne, Oct. 11, 1958 (155 yards) (II)

Other Division records:

24—San Jose St. vs. Fresno St., Oct. 4, 1986 (199 yards) (I-A)

23—Idaho vs. Idaho St., Oct. 10, 1992 (204 yards) (I-AA)

25—Norwich vs. Coast Guard, Sept. 29, 1985 (192 yards) (III)

MOST POINTS OVERCOME TO WIN A GAME

35—Nevada vs. Weber St., Nov. 2, 1991 (trailing 49-14 with 12:16 remaining in third quarter; won 55-49) (I-AA)

Other Division records:

31—Maryland vs. Miami (Fla.), Nov. 10, 1984 (trailing 31-0 with 12:35 remaining in third quarter; won 42-40); Ohio St. vs. Minnesota, Oct. 28, 1989 (trailing 31-0 with 4:29 remaining in second quarter; won 41-37) (I-A)

28—Ferris St. vs. Saginaw Valley, Nov. 11, 1995 (trailing 28-0 with 11:17 remaining in second quarter; won 46-42) (II)

33—Wis.-Platteville vs. Wis.-Eau Claire, Nov. 8, 1980 (trailing 33-0 with 7:00 remaining in second quarter; won 52-43); Salisbury vs. Randolph-Macon, Sept. 15, 1984 (trailing 33-0 with 14:18 remaining in second quarter; won 34-33); Lakeland vs. Concordia (Wis.), Oct. 11, 1997 (trailing 33-0 with 7:53 remaining in third quarter; won 41-33) (III)

Single Game—Defense

Total Defense

FEWEST PLAYS ALLOWED

12—Centenary (La.) vs. Texas Tech, Nov. 11, 1939 (I-A)

Other Division records:

31—Howard vs. Dist. Columbia, Sept. 2, 1989 (I-AA)

29—North Park vs. Concordia (Ill.), Sept. 26, 1964 (II)

FEWEST YARDS ALLOWED

Minus 69—Fort Valley St. vs. Miles, Oct. 16, 1993 (II)

Other Division records:

Minus 47—Penn St. vs. Syracuse, Oct. 18, 1947 (I-A)

Minus 12—Eastern Ill. vs. Kentucky St., Nov. 13, 1982 (I-AA)

Minus 52—Worcester St. vs. Maine Maritime, Sept. 28, 1996 (III)

Rushing Defense

FEWEST RUSHES ALLOWED

5—Texas Tech vs. Houston, Nov. 25, 1989 (I-A)

Other Division records:

9—Mississippi Val. vs. Alcorn St., Nov. 6, 1999 (I-AA)

7—Indianapolis vs. Valparaiso, Oct. 30, 1982 (II)

9—Wis.-La Crosse vs. Huron, Sept. 21, 1996 (III)

FEWEST RUSHING YARDS ALLOWED

Minus 112—Coast Guard vs. Wesleyan (Conn.), Oct. 7, 1989 (III)

Other Division records:

Minus 109—Toledo vs. Northern Ill., Nov. 11, 1967 (I-A)

Minus 90—Sacred Heart vs. Iona, Nov. 16, 2002 (I-AA)

Minus 95—San Diego St. vs. Alliant Int'l, Nov. 27, 1965 (II)

Passing Defense

FEWEST PASS ATTEMPTS ALLOWED

0—By many teams (I-A)

0—By many teams (II)

0—By many teams (III)

Other Division record:

1—By six teams (I-AA)

FEWEST PASS COMPLETIONS ALLOWED

0—By many teams (I-A)

0—By many teams (I-AA)

0—By many teams (II)

0—By many teams (III)

FEWEST PASSING YARDS ALLOWED

Minus 19—Ashland vs. Heidelberg, Sept. 25, 1948 (II)

Other Division records:

Minus 16—VMI vs. Richmond, Oct. 5, 1957 (I-A)

Minus 2—Florida A&M vs. Albany St. (Ga.), Oct. 16, 1982 (I-AA)

Minus 6—Central (Iowa) vs. Simpson, Oct. 19, 1985; Wittenberg vs. Hiram, Oct. 27, 2001 (III)

MOST PASSES INTERCEPTED BY

11—Brown vs. Rhode Island, Oct. 8, 1949 (I-A)

11—Concordia-M'head vs. Hamline, Nov. 5, 1955; St. Cloud St. vs. Bemidji St., Oct. 31, 1970 (II)

Other Division records:

10—Grambling vs. Mississippi Val., Oct. 17, 1987; Montana vs. Boise St., Oct. 28, 1989 (I-AA)

10—St. Thomas (Minn.) vs. St. Olaf, Oct. 12, 1985 (III)

Historical Note:

10—Oklahoma St. vs. Detroit, Nov. 28, 1942; UCLA vs. California, Oct. 21, 1978 (Record for game

involving two major-college opponents) (I-A)

MOST PASS INTERCEPTIONS RETURNED FOR TOUCHDOWNS

4—Houston vs. Texas, Nov. 7, 1987 (I-A)

4—Northwestern St. vs. Southeastern La., Oct. 11, 2003 (I-AA)

4—Millikin vs. Ill. Wesleyan, Nov. 6, 1999 (III)

Other Division records:

3—By many teams (II)

Opponent's Kicks Blocked

MOST OPPONENT'S PUNTS BLOCKED

5—Southeastern La. vs. Troy, Oct. 7, 1978; Winston-Salem vs. N.C. Central, Oct. 4, 1986 (II)

Other Division records:

4—SMU vs. Texas-Arlington, Sept. 30, 1944;

Michigan vs. Ohio St., Nov. 25, 1950; Memphis vs. Arkansas, Sept. 26, 1992; Central Mich. vs. Michigan St., Sept. 8, 2001 (I-A)

4—Montana vs. Montana St., Oct. 31, 1987; Middle Tenn. vs. Mississippi Val., Oct. 8, 1988 (I-AA)

4—Benedictine (Ill.) vs. Olivet Nazarene, Oct. 22, 1988; Benedictine (Ill.) vs. Aurora, Oct. 29, 1988 (III)

Defensive Records

(Since 2000)

MOST TACKLES FOR LOSS

25—Adams St. vs. Okla. Panhandle, Oct. 13, 2001 (II)

Other Division records:

24—North Carolina St. vs. Georgia Tech, Oct. 4, 2003 (I-A)

22—Illinois St. vs. Western Ill., Nov. 4, 2000 (I-AA)

22—King's (Pa.) vs. Salisbury, Nov. 23, 2002; St. John's (Minn.) vs. Monmouth (Ill.), Nov. 19, 2005 (III)

MOST PASS SACKS

15—TCU vs. Nevada, Sept. 9, 2000 (I-A)

Other Division records:

12—Illinois St. vs. Western Ill., Nov. 4, 2000 (I-AA)

14—North Dakota vs. New Haven, Sept. 21, 2001 (II)

13—St. John's (Minn.) vs. Monmouth (Ill.), Nov. 19, 2005

MOST PASSES DEFENDED

21—Stillman vs. Edward Waters, Nov. 2, 2002 (III)

Other Division records:

19—South Carolina vs. Alabama, Oct. 2, 2000 (I-A)

17—Penn vs. Lafayette, Sept. 21, 2002 (I-AA)

18—Winona St. vs. Concordia-St. Paul, Oct. 27, 2001; Adams St. vs. N.M. Highlands, Oct. 11, 2003 (II)

MOST FORCED FUMBLES

8—Simpson vs. William Penn, Nov. 11, 2000 (III)

Other Division records:

7—Miami (Ohio) vs. North Carolina, Aug. 31, 2002; Virginia vs. South Carolina, Sept. 7, 2002; West Virginia vs. Cincinnati, Sept. 13, 2003; Miami (Ohio) vs. Buffalo, Nov. 5, 2005 (I-A)

6—Delaware vs. Ga. Southern, Dec. 9, 2000; Delaware vs. Citadel, Sept. 9, 2002; Fla. Atlantic vs. Troy, Oct. 26, 2002; Jacksonville vs. Valparaiso, Sept. 27, 2003 (I-AA)

5—Harding vs. Tarleton St., Sept. 2, 2000; Harding vs. Central Ark., Oct. 7, 2000; Winona St. vs. Minn. Duluth, Nov. 15, 2003 (II)

Season—Offense

Season—Offense

Total Offense

MOST PLAYS PER GAME

92.4—Notre Dame, 1970 (924 in 10) (I-A)

Other Division records:

89.6—Weber St., 1991 (986 in 11) (I-AA)

88.7—Cal St. Chico, 1967 (887 in 10) (II)

85.6—Hampden-Sydney, 1978 (856 in 10) (III)

MOST YARDS GAINED

8,976—Pittsburg St., 2004 (II)

Other Division records:

7,576—Texas Tech, 2003 (I-A)
6,577—Alcorn St., 1994 (I-AA)
7,800—Mount Union, 2005 (III)

MOST YARDS GAINED PER GAME

640.1—Mississippi Val., 1984 (6,401 in 10) (I-AA)
Other Division records:
624.9—Houston, 1989 (6,874 in 11) (I-A)
624.1—Hanover, 1948 (4,993 in 8) (II)
561.2—Westminster (Mo.), 1998 (5,612 in 10) (III)

HIGHEST AVERAGE GAIN PER PLAY

9.2—Hanover, 1948 (543 for 4,993) (II)
Other Division records:
7.9—Army, 1945 (526 for 4,164) (I-A)
7.8—Alcorn St., 1994 (848 for 6,577) (I-AA)
8.1—Ferrum, 1990 (534 for 4,350) (III)

MOST TOUCHDOWNS SCORED BY RUSHING AND PASSING

113—Pittsburg St., 2004 (II)
Other Division records:
84—Nebraska, 1983 (I-A)
84—Mississippi Val., 1984 (I-AA)
84—St. John's (Minn.), 1993 (III)

Rushing**MOST RUSHES PER GAME**

78.9—Okla. Panhandle, 1963 (789 in 10) (II)
Other Division records:
73.9—Oklahoma, 1974 (813 in 11) (I-A)
69.8—Northeastern, 1986 (698 in 10) (I-AA)
71.4—Wis.-River Falls, 1988 (714 in 10) (III)

MOST YARDS GAINED RUSHING

5,320—Pittsburg St., 2004 (II)
Other Division records:
5,196—Oklahoma, 1971 (I-A)
4,609—Ga. Southern, 1999 (I-AA)
4,384—Springfield, 2003 (III)

MOST YARDS GAINED RUSHING PER GAME

472.4—Oklahoma, 1971 (5,196 in 11) (I-A)
Other Division records:
419.0—Ga. Southern, 1999 (4,609 in 11) (I-AA)
404.8—Col. of Emporia, 1954 (3,643 in 9) (II)
434.7—Ferrum, 1990 (3,912 in 9) (III)

HIGHEST GAIN PER RUSH

8.4—Hanover, 1948 (382 for 3,203) (II)
Other Division records:
7.6—Army, 1945 (424 for 3,238) (I-A)
7.0—Ga. Southern, 1999 (654 for 4,609) (I-AA)
8.3—Ferrum, 1990 (470 for 3,912) (III)

Passing**MOST PASSES ATTEMPTED PER GAME**

63.1—Houston, 1989 (694 in 11) (I-A)
Other Division records:
55.8—Mississippi Val., 1984 (558 in 10) (I-AA)
56.6—Emporia St., 1995 (623 in 11) (II)
59.9—Sul Ross St., 2002 (599 in 10) (III)

MOST PASSES COMPLETED PER GAME

39.4—Houston, 1989 (434 in 11) (I-A)
Other Division records:
35.1—Mississippi Val., 1984 (351 in 10) (I-AA)
33.9—Valdosta St., 1995 (373 in 11) (II)
35.8—Sul Ross St., 2002 (358 in 10) (III)

HIGHEST PASS COMPLETION PERCENTAGE**(Min. 300 Attempts)**

73.5%—UCF, 1998 (completed 302 of 411) (I-A)
Other Division records:
70.6%—Hofstra, 1997 (completed 293 of 415) (I-AA)
73.2%—Colorado Mines, 2004 (completed 401 of 548) (II)
71.2%—Monmouth (Ill.), 2005 (completed 222 of 312) (III)

HIGHEST AVERAGE GAIN PER ATTEMPTED PASS**(Min. 250 Attempts)**

11.5—Grand Valley St., 2001 (291 for 3,346) (II)
Other Division records:
10.9—Brigham Young, 1989 (433 for 4,732) (I-A)
10.7—UNI, 1996 (252 for 2,700) (I-AA)
11.1—Grinnell, 1998 (301 for 3,354) (III)

HIGHEST AVERAGE GAIN PER COMPLETION**(Min. 100 Completions)**

19.4—California (Pa.), 1966 (116 for 2,255) (II)
Other Division records:
19.1—Houston, 1968 (105 for 2,003) (I-A)
19.3—Jackson St., 1990 (156 for 3,006) (I-AA)
17.1—Mount Union, 2003 (240 for 4,103) (III)

MOST PASSING YARDS GAINED PER GAME

511.3—Houston, 1989 (5,624 in 11) (I-A)
Other Division records:
496.8—Mississippi Val., 1984 (4,968 in 10) (I-AA)
454.5—West Tex. A&M, 1994 (5,000 in 11) (II)
488.8—Westminster (Mo.), 1998 (4,888 in 10) (III)

MOST PASSING YARDS GAINED

6,179—Texas Tech, 2003 (13 games) (I-A)
Other Division records:
4,968—Mississippi Val., 1984 (10 games) (I-AA)
5,000—West Tex. A&M, 1994 (11 games) (II)
4,888—Westminster (Mo.), 1998 (10 games) (III)

MOST TOUCHDOWN PASSES PER GAME

6.4—Mississippi Val., 1984 (64 in 10) (I-AA)
Other Division records:
5.0—Houston, 1989 (55 in 11) (I-A)
5.1—Grand Valley St., 2001 (51 in 10) (II)
5.7—Westminster (Mo.), 1998 (57 in 10) (III)

HIGHEST PASS EFFICIENCY RATING POINTS**(Min. 200 Attempts)**

222.5—Grand Valley St., 2001 (291 attempts, 204 completions, 3 interceptions, 3,346 yards, 51 TD passes) (II)
Other Division records:
184.4—Tulane, 1998 (339 attempts, 230 completions, 6 interceptions, 3,352 yards, 38 TD passes) (I-A)
190.6—William & Mary, 1993 (232 attempts, 161 completions, 4 interceptions, 2,499 yards, 24 TD passes) (I-AA)
211.3—Eureka, 1994 (205 attempts, 142 completions, 8 interceptions, 2,478 yards, 30 TD passes) (III)

Scoring**MOST POINTS SCORED PER GAME**

61.5—St. John's (Minn.), 1993 (615 in 10) (III)
Other Division records:
56.0—Army, 1944 (509 in 9) (I-A)
60.9—Mississippi Val., 1984 (609 in 10) (I-AA)
58.4—Grand Valley St., 2001 (584 in 10) (II)

MOST POINTS SCORED

837—Pittsburg St., 2004 (15 games) (II)
Other Division records:
638—Southern California, 2005 (13 games) (I-A)
609—Mississippi Val., 1984 (10 games) (I-AA)
615—St. John's (Minn.), 1993 (10 games) (III)

MOST CONSECUTIVE EXTRA POINTS MADE BY KICKING

77—Louisville, 2004 (Entire Season) (I-A)
Other Division records:
68—Idaho, 1993 (I-AA)
56—Northwest Mo. St., 1999 (Entire Season) (II)
49—Dayton, 1989 (Entire Season) (III)

MOST FIELD GOALS MADE PER GAME

2.6—UCLA, 1984 (29 in 11) (I-A)
Other Division records:
2.4—Nevada, 1982 (26 in 11); UNI, 1990 (26 in 11) (I-AA)
2.3—North Dakota, 2005 (30 in 13)
2.0—Mount Union, 1990 (20 in 10) (III)

Penalties**MOST PENALTIES PER GAME**

14.6—Portland St., 1994 (146 in 10) (II)
Other Division records:
12.9—Grambling, 1977 (142 in 11) (I-A)
13.7—Grambling, 1984 (151 in 11) (I-AA)
13.3—Kean, 1990 (133 in 10) (III)

MOST TOTAL PENALTIES

152—Alabama St., 2001 (12 games) (I-AA)
Other Division records:
142—Grambling, 1977 (11 games) (I-A)
146—Gardner-Webb, 1992 (11 games); Portland St., 1994 (10 games) (II)
133—Kean, 1990 (10 games) (III)

MOST YARDS PENALIZED PER GAME

134.2—Grambling, 1977 (1,476 in 11) (I-A)
Other Division records:
125.5—Tennessee St., 1982 (1,255 in 10) (I-AA)
123.3—Hampton, 1977 (1,356 in 11) (II)
121.9—Hofstra, 1991 (1,219 in 10) (III)

Turnovers**MOST TURNOVERS LOST PER GAME**

6.1—Mississippi St., 1949 (55 in 9) (I-A)
Other Division records:
5.9—Texas Southern, 1980 (59 in 10) (I-AA)
5.8—Livingstone, 1986 (58 in 10) (II)
5.2—William Penn, 1985 (52 in 10) (III)

MOST TURNOVERS LOST

61—North Texas, 1971; Tulsa, 1976 (I-A)
61—Cheyney, 1990 (II)
Other Division records:
59—Texas Southern, 1980 (I-AA)
52—William Penn, 1985 (III)

Miscellaneous All-Time Records**MOST IMPROVED TEAMS**

11 games—Northern Mich., 1975 (from 0-10-0 to 13-1-0) (II)
Other Division records:
8½ games—Hawaii, 1999 (from 0-12-0 to 9-4-0) (I-A)
9½ games—Montana St., 1984 (from 1-10-0 to 12-2-0) (I-AA)
7½ games—Wis.-Stout, 2000 (from 2-8-0 to 10-1-0) (III)

LONGEST WINNING STREAKS

55 games—Mount Union, 2000-03 (III)
Other Division records:
47 games—Oklahoma, 1953-57 (I-A)
24 games—Penn, 1992-95; Montana, 2001-02 (I-AA)
34 games—Hillsdale, 1954-57 (II)

LONGEST UNBEATEN STREAKS**(Includes Ties)**

63 games—Washington, 1907-17 (59-0-4 record) (I-A)
Other Division records:
24 games—Penn, 1992-95 (24-0-0 record); Montana, 2001-02 (24-0-0 record) (I-AA)
54 games—Morgan St., 1931-38 (47-0-7 record) (II)
60 games—Augustana (Ill.), 1983-87 (59-0-1 record) (III)

LONGEST LOSING STREAKS

80 games—Prairie View, 1989-98 (I-AA)
Other Division records:
34 games—Northwestern, 1979-82 (I-A)
46 games—Minn.-Morris, 1998-03 (II)
50 games—Macalester, 1974-79 (III)

LONGEST HOME WINNING STREAKS

58 games—Miami (Fla.), 1985-94 (I-A)
Other Division records:
39 games—Ga. Southern, 1997-01 (I-AA)
31 games—Indiana (Pa.), 1986-92 (II)
52 games—Augustana (Ill.), 1980-89 (III)

Longest Plays**RUSHING**

99 Yards—Five players tied (Most recent: Eric Vann, Kansas vs. Oklahoma, 1997) (I-A)
99 Yards—Five players tied (Most recent: Jermaine Creighton, St. John's [N.Y.] vs. Siena, 1996) (I-AA)

- 99 Yards—22 players tied (Most recent: Isaac Redman, Bowie St. vs. Morgan St., 2005) (II)
 99 Yards—13 players tied (Most recent: Jay Bernardo, Rensselaer vs. Endicott, 2005; Neil Suckow, Coe vs. Simpson, 2005) (III)

PASSING

- 99 Yards—15 passers-receivers tied (Most recent: Dondrial Pinkins-Troy Williamson, South Carolina vs. Virginia, 2003; Jim Sorgi-Lee Evans, Wisconsin vs. Akron, 2003) (I-A)
 99 Yards—11 passers-receivers tied (Most recent: Riley Walker-Fred Burnette, Tennessee St. vs. Jacksonville St., 2004) (I-AA)
 99 Yards—25 passers-receivers tied (Most recent: Len Ferguson-Jesse Correll, Shepherd vs. Fairmont St., 2004) (II)
 99 Yards—21 passers-receivers tied (Most recent: Clay Groefsema-Shawn Watson, Redlands vs. Whittier, 2001) (III)

INTERCEPTION RETURNS

- 100 Yards—74 players tied (Most recent: R.J. Oliver, Arizona St. vs. Northern Ariz., 2003) (I-A)
 100 Yards—24 players tied (Most recent: Antonio Nelson, Alabama A&M vs. Tennessee St., 2005; Tony LeZotte, James Madison vs. Towson, 2005; Mark Johnson, San Diego vs. Valparaiso, 2005) (I-AA)
 100 Yards—16 players tied (Most recent: Mike DeBye, Stonehill vs. Assumption, 2005; Ian Whittington, West Liberty St. vs. Concord, 2005) (II)
 100 Yards—42 players tied (Most recent: Jabrill Joseph, Rowan vs. Wilkes, 2005) (III)

PUNT RETURNS

- 100 Yards—Nine players tied (Most recent: Courtney Davis, Bowling Green vs. Kent St., 1996) (I-A)
 100 Yards—Randy Ladson, Fayetteville St. vs. St. Paul's, 1987 (II)
Other Division records:
 98 Yards—Barney Bussey, South Carolina St. vs. Johnson C. Smith, 1981; Willie Ware, Mississippi Val. vs. Bishop, 1985 (I-AA)
 99 Yards—Robert Middlebrook, Knoxville vs. Miles, 1985 (III)

KICKOFF RETURNS

- 100 Yards—242 players tied (Most recent: Felix Jones, Arkansas vs. Mississippi St., 2005; Ted Ginn Jr., Ohio St. vs. Minnesota, 2005; Cory Rodgers, TCU vs. Brigham Young, 2005; Leodis McKelvin, Troy vs. South Carolina, 2005; Ronnie Drummer, Duke vs. East Caro., 2005) (I-A)
 100 Yards—64 players tied (Most recent: Charlie Spiller, Alcorn St. vs. Mississippi Val., 2005 [twice]) (I-AA)
 100 Yards—32 players tied (Most recent: Kyle Fox, Angelo St. vs. Western St., 2005; Ricky Hughes, Mo. Southern St. vs. Harding, 2005; Fletcher Terrell, Washburn vs. Central Mo. St., 2005; Marques McCray, Wayne St. [Neb.] vs. Concordia-St. Paul, 2005; C.J. Lewis, Clark Atlanta vs. Kentucky St., 2005; Richard Siders, Benedict vs. Tuskegee, 2005; Richard Siders, Benedict vs. Lane, 2005) (II)
 100 Yards—53 players tied (Most recent: Adamis Gonzalez, Western Conn. St. vs. TCNJ, 2005; Sean Buggy, Westminster [Pa.] vs. Wash. & Jeff., 2005) (III)

PUNTS

- 99 Yards—Pat Brady, Nevada vs. Loyola Marymount, 1950 (I-A)

Other Division records:

- 93 Yards—Tyler Grogan, Northeastern vs. Villanova, 2001 (I-AA)
 97 Yards—Earl Hurst, Emporia St. vs. Central Mo. St., 1964 (II)
 90 Yards—Dan Heeren, Coe vs. Lawrence, 1974; Sean Lipscomb, Redlands vs. Pomona-Pitzer, 2002 (III)

FIELD GOALS

- 67 Yards—Russell Erxleben, Texas vs. Rice, 1977; Steve Little, Arkansas vs. Texas, 1977; Joe Williams, Wichita St. vs. Southern Ill., 1978 (I-A)
 67 Yards—Tom Odle, Fort Hays St. vs. Washburn, 1988 (II)
Other Division records:
 63 Yards—Tim Foley, Ga. Southern vs. James Madison, 1987; Scott Roper, Arkansas St. vs. North Texas, 1987; Bill Gramatica, South Fla. vs. Austin Peay, 2000 (I-AA)
 62 Yards—Dom Antonini, Rowan vs. Salisbury, 1976 (III)

All-Time Won-Lost-Tied Records**MOST GAMES PLAYED**

- 1,263—Penn (781-440-42 in 129 seasons) (I-AA)
Other Division records:
 1,189—Rutgers (569-578-42 in 136 seasons) (I-A)
 1,035—Washburn (472-523-40 in 114 seasons) (II)
 1,040—Frank. & Marsh. (556-437-47 in 118 seasons) (III)

MOST SEASONS PLAYED

- 136—Rutgers (I-A)
 136—Princeton (I-AA)
Other Division records:
 116—Colorado Mines (II)
 126—Amherst (III)

MOST VICTORIES

- 849—Michigan, 126 seasons (280 losses, 36 ties) (I-A)
Other Division records:
 830—Yale, 133 seasons (326 losses, 55 ties) (I-AA)
 602—Pittsburg St., 98 seasons (307 losses, 48 ties) (II)
 656—Wittenberg, 112 seasons (334 losses, 31 ties) (III)

MOST LOSSES

- 597—Northwestern (118 seasons) (I-A)
Other Division records:
 588—Richmond (122 seasons) (I-AA)
 523—Washburn (114 seasons) (II)
 554—Otterbein (116 seasons) (III)

MOST TIED GAMES

- 65—Illinois St. (106 seasons, 417-479-65) (I-AA)
Other Division records:
 58—Kansas (116 seasons, 536-531-58) (I-A)
 51—Central Mo. St. (109 seasons, 458-465-51) (II)
 62—Union (N.Y.) (117 seasons, 479-412-62) (III)

BEST WINNING PERCENTAGE**(Min. 20 Seasons)**

- .755—Ga. Southern (235-76-1, 24 seasons) (I-AA)
Other Division records:
 .7442—Michigan (849-280-36, 126 seasons) (I-A)
 .696—Grand Valley St. (263-114-3, 35 seasons) (II)
 .702—St. John's (Minn.) (528-217-24, 95 seasons) (III)

Winningest Teams by Decade**BY PERCENTAGE**

- 2000s** (2000-01-02-03-04-05)
 .964—Mount Union (81-3) (III)
Other Division records:
 .865—Miami (Fla.) (64-10) (I-A)
 .831—Dayton (54-11) (I-AA)
 .888—Grand Valley St. (71-9) (II)
1990s (1990-99)
 .941—Mount Union (120-7-1) (III)
Other Division records:
 .890—Florida St. (109-13-1) (I-A)
 .844—Dayton (92-17-0) (I-AA) (I-AA)
 .846—Pittsburg St. (103-18-2) (II)

BY VICTORIES

- 2000s** (2000-01-02-03-04-05)
 81—Mount Union (81-3) (III)
Other Division records:
 68—Oklahoma (68-11) (I-A)
 68—Montana (68-17) (I-AA)
 71—Grand Valley St. (71-9) (II)
1990s (1990-99)
 120—Mount Union (120-7-1) (III)
Other Division records:
 114—Marshall (114-25-0) (I-A)
 103—Youngstown St. (103-30-2) (I-AA)
 103—Pittsburg St. (103-18-2) (II)

All-Time Longest Rivalries**MOST GAMES PLAYED****(Series leader listed first)**

- 141 games—Lafayette-Lehigh (74-62-5 record, first meeting in 1884) (I-AA)
Other Division records:
 115 games—Minnesota-Wisconsin (59-48-8 record, first meeting in 1890) (I-A)
 110 games—North Dakota-North Dakota St. (62-45-3 record, first meeting in 1894) (Last met in 2003) (II)
 120 games—Williams-Amherst (67-48-5 record, first meeting in 1881) (III)

EARLIEST YEAR PLAYED**(Series leader listed first)**

- 1873—Yale-Princeton (128 meetings, 70-48-10 record) (I-AA)
Other Division records:
 1888—Miami (Ohio)-Cincinnati (110 meetings, 59-44-7 record); North Carolina-Wake Forest (101 meetings, 67-32-2 record) (Last met in 2004) (I-A)
 1889—South Dakota-South Dakota St. (104 meetings, 50-47-7 record) (Last met in 2003); Colorado Mines-Colorado Col. (88 meetings, 46-37-5 record) (Last met in 2000) (II)
 1881—Williams-Amherst (120 meetings, 67-48-5 record); Williams-Wesleyan (Conn.) (111 meetings, 69-37-5 record) (III)



Award Winners

| | |
|--|------------|
| Consensus All-America | |
| Selections, 1889-2005 | 212 |
| Special Awards | 228 |
| First-Team All-Americans | |
| Below Division I-A..... | 238 |
| NCAA Postgraduate Scholarship | |
| Winners | 252 |
| Academic All-America | |
| Hall of Fame | 257 |
| Academic All-Americans by School... | 258 |



Consensus All-America Selections, 1889-2005

In 1950, the National Collegiate Athletic Bureau (the NCAA's service bureau) compiled the first official comprehensive roster of all-time all-Americans. The compilation of the all-American roster was supervised by a panel of analysts working in large part with the historical records contained in the files of the Dr. Baker Football Information Service.

The roster consists of only those players who were first-team selections on one or more of the all-America teams that were selected for the national audience and received nationwide circulation. Not included are the thou-

sands of players who received mention on all-America second or third teams, nor the numerous others who were selected by newspapers or agencies with circulations that were not primarily national and with viewpoints, therefore, that were not normally nationwide in scope.

The following chart indicates, by year (in left column), which national media and organizations selected all-America teams. The headings at the top of each column refer to the selector (see legend after chart).

| All-America Selectors | | | | | | | | | | | | | | | | | | | | | | | |
|-----------------------|----|----|-----|-----|-----|----|-----|----|----|----|------|-----|-----|---|---|----|-----|----|----|-----|---|-----|---|
| | AA | AP | C | CNN | COL | CP | FBW | FC | FN | FW | INS | L | LIB | M | N | NA | NEA | SN | UP | UPI | W | WCF | |
| 1889 | - | - | - | - | - | - | - | - | - | - | - | - | - | - | - | - | - | - | - | - | √ | - | |
| 1890 | - | - | - | - | - | - | - | - | - | - | - | - | - | - | - | - | - | - | - | - | - | √ | - |
| 1891 | - | - | - | - | - | - | - | - | - | - | - | - | - | - | - | - | - | - | - | - | - | √ | - |
| 1892 | - | - | - | - | - | - | - | - | - | - | - | - | - | - | - | - | - | - | - | - | - | √ | - |
| 1893 | - | - | - | - | - | - | - | - | - | - | - | - | - | - | - | - | - | - | - | - | - | √ | - |
| 1894 | - | - | - | - | - | - | - | - | - | - | - | - | - | - | - | - | - | - | - | - | - | √ | - |
| 1895 | - | - | - | - | - | - | - | - | - | - | - | - | - | - | - | - | - | - | - | - | - | √ | - |
| 1896 | - | - | - | - | - | - | - | - | - | - | - | - | - | - | - | - | - | - | - | - | - | √ | - |
| 1897 | - | - | - | - | - | - | - | - | - | - | - | - | - | - | - | - | - | - | - | - | - | √ | - |
| 1898 | - | - | √ | - | - | - | - | - | - | - | - | - | - | - | - | - | - | - | - | - | - | √ | - |
| 1899 | - | - | √ | - | - | - | - | - | - | - | - | - | - | - | - | - | - | - | - | - | - | √ | - |
| 1900 | - | - | √ | - | - | - | - | - | - | - | - | - | - | - | - | - | - | - | - | - | - | √ | - |
| 1901 | - | - | √ | - | - | - | - | - | - | - | - | - | - | - | - | - | - | - | - | - | - | √ | - |
| 1902 | - | - | √ | - | - | - | - | - | - | - | - | - | - | - | - | - | - | - | - | - | - | √ | - |
| 1903 | - | - | √ | - | - | - | - | - | - | - | - | - | - | - | - | - | - | - | - | - | - | √ | - |
| 1904 | - | - | √ | - | - | - | - | - | - | - | - | - | - | - | - | - | - | - | - | - | - | √ | - |
| 1905 | - | - | √ | - | - | - | - | - | - | - | - | - | - | - | - | - | - | - | - | - | - | √ | - |
| 1906 | - | - | √ | - | - | - | - | - | - | - | - | - | - | - | - | - | - | - | - | - | - | √ | - |
| 1907 | - | - | √ | - | - | - | - | - | - | - | - | - | - | - | - | - | - | - | - | - | - | √ | - |
| 1908 | - | - | √ | - | - | - | - | - | - | - | - | - | - | - | - | - | - | - | - | - | - | √ | - |
| 1909 | - | - | √ | - | - | - | - | - | - | - | - | - | - | - | - | - | - | - | - | - | - | - | - |
| 1910 | - | - | √ | - | - | - | - | - | - | - | - | - | - | - | - | - | - | - | - | - | - | - | - |
| 1911 | - | - | √ | - | - | - | - | - | - | - | - | - | - | - | - | - | - | - | - | - | - | - | - |
| 1912 | - | - | √ | - | - | - | - | - | - | - | - | - | - | - | - | - | - | - | - | - | - | - | - |
| 1913 | - | - | √ | - | - | - | - | - | - | - | √ | - | - | - | - | - | - | - | - | - | - | - | - |
| 1914 | - | - | √ | - | - | - | - | - | - | - | √ | - | - | - | - | - | - | - | - | - | - | - | - |
| 1915 | - | - | √ | - | - | - | - | - | - | - | √ | - | - | - | - | - | - | - | - | - | - | - | - |
| 1916 | - | - | √ | - | - | - | - | - | - | - | √ | - | - | √ | - | - | - | - | - | - | - | - | - |
| 1917 | - | - | (*) | - | - | - | - | - | - | - | √ | - | - | √ | - | - | √ | - | - | - | - | - | - |
| 1918 | - | - | √ | - | - | - | - | - | - | - | - | - | - | √ | - | - | - | - | - | - | - | - | - |
| 1919 | - | - | √ | - | - | - | - | - | - | - | - | - | - | √ | - | - | - | - | - | - | - | - | - |
| 1920 | - | - | √ | - | - | - | √ | - | - | - | √ | - | - | √ | - | - | - | - | - | - | - | - | - |
| 1921 | - | - | √ | - | - | - | - | - | - | - | - | - | - | - | - | - | - | - | - | - | - | - | - |
| 1922 | - | - | √ | - | - | - | - | - | - | - | - | - | - | - | - | - | - | - | - | - | - | - | - |
| 1923 | - | - | √ | - | - | - | √ | - | - | - | - | - | - | - | - | - | - | - | - | - | - | - | - |
| 1924 | √ | - | √ | - | - | - | √ | - | - | - | √ | - | √ | - | - | - | √ | - | - | - | - | - | - |
| 1925 | √ | √ | - | - | √ | - | √ | - | - | - | √ | - | √ | - | - | - | √ | - | √ | - | - | - | - |
| 1926 | √ | √ | - | - | √ | - | - | - | - | - | √ | - | - | - | - | - | √ | - | √ | - | √ | - | - |
| 1927 | √ | √ | - | - | √ | - | - | - | - | - | √ | - | - | - | - | √ | √ | - | √ | - | √ | - | - |
| 1928 | √ | √ | - | - | √ | - | - | - | - | - | √ | - | - | - | - | √ | √ | - | √ | - | √ | - | - |
| 1929 | √ | √ | - | - | √ | - | - | - | - | - | √ | - | - | - | - | √ | √ | - | √ | - | √ | - | - |
| 1930 | √ | √ | - | - | √ | - | - | - | - | - | √ | - | - | - | - | √ | √ | - | √ | - | √ | - | - |
| 1931 | √ | √ | - | - | √ | - | - | - | - | - | √ | - | √ | - | - | √ | √ | - | √ | - | √ | - | - |
| 1932 | √ | √ | - | - | √ | - | - | - | - | - | √ | - | √ | - | - | √ | √ | - | √ | - | √ | - | - |
| 1933 | √ | √ | - | - | √ | - | - | - | - | - | √ | - | √ | - | - | √ | √ | - | √ | - | √ | - | - |
| 1934 | √ | √ | - | - | √ | - | - | - | - | - | √ | - | √ | - | - | √ | √ | √ | √ | - | √ | - | - |
| 1935 | √ | √ | - | - | √ | - | - | - | - | - | √ | - | √ | - | - | √ | √ | √ | √ | - | √ | - | - |
| 1936 | √ | √ | - | - | √ | - | - | - | - | - | √ | - | √ | - | - | √ | √ | √ | √ | - | √ | - | - |
| 1937 | √ | √ | - | - | √ | - | - | - | - | - | √ | - | √ | - | √ | √ | √ | √ | √ | - | √ | - | - |
| 1938 | √ | √ | - | - | √ | - | - | - | - | - | √ | - | √ | - | √ | √ | √ | √ | √ | - | √ | - | - |
| 1939 | √ | √ | - | - | √ | - | - | - | - | - | √ | - | √ | - | √ | √ | √ | √ | √ | - | √ | - | - |
| 1940 | √ | √ | - | - | √ | - | - | - | - | - | √ | - | √ | - | √ | √ | √ | √ | √ | - | √ | - | - |
| 1941 | √ | √ | - | - | √ | - | - | - | - | - | √ | - | √ | - | √ | √ | √ | √ | √ | - | √ | - | - |
| 1942 | √ | √ | - | - | √ | - | - | - | - | - | √ | √ | - | - | √ | √ | √ | √ | √ | - | √ | - | - |
| 1943 | √ | √ | - | - | √ | - | - | - | √ | - | √ | √ | - | - | - | - | - | √ | √ | - | √ | - | - |
| 1944 | √ | √ | - | - | √ | - | - | - | √ | - | √ | √ | - | - | - | √ | √ | √ | √ | - | √ | - | - |
| 1945 | √ | √ | - | - | √ | - | - | √ | - | √ | √ | √ | - | - | - | √ | √ | √ | √ | - | √ | - | - |
| 1946 | √ | √ | - | - | √ | - | - | √ | - | √ | √ | (t) | - | - | - | √ | √ | √ | √ | - | √ | - | - |
| 1947 | - | √ | - | - | √ | - | - | √ | - | √ | √ | - | - | - | - | √ | √ | √ | √ | - | √ | - | - |
| 1948 | - | √ | - | - | (§) | - | - | √ | - | √ | (#)√ | - | - | - | - | √ | √ | √ | √ | - | √ | - | - |
| 1949 | √ | √ | - | - | - | - | - | √ | - | √ | √ | - | - | - | - | √ | √ | √ | √ | - | √ | - | - |
| 1950 | √ | √ | - | - | - | - | - | √ | - | √ | √ | - | - | - | - | √ | √ | √ | √ | - | √ | - | - |
| 1951 | √ | √ | - | - | - | - | - | √ | - | √ | √ | - | - | - | - | √ | √ | √ | √ | - | √ | - | - |
| 1952 | √ | √ | - | - | - | - | - | √ | - | √ | √ | - | - | - | - | √ | √ | √ | √ | - | √ | - | - |
| 1953 | √ | √ | - | - | - | - | - | √ | - | √ | √ | - | - | - | - | √ | √ | √ | √ | - | √ | - | - |

| | AA | AP | C | CNN | COL | CP | FBW | FC | FN | FW | INS | L | LIB | M | N | NA | NEA | SN | UP | UPI | W | WCF |
|------|----|----|---|-----|-----|----|-----|----|----|----|-----|---|-----|---|---|----|-----|----|----|-----|---|-----|
| 1954 | √ | √ | - | - | - | - | - | √ | - | √ | √ | - | - | - | - | - | √ | √ | √ | - | - | - |
| 1955 | √ | √ | - | - | - | - | - | √ | - | √ | √ | - | - | - | - | - | √ | √ | √ | - | - | - |
| 1956 | - | √ | - | - | - | - | - | √ | - | √ | √ | - | - | - | - | - | √ | √ | √ | - | - | - |
| 1957 | - | √ | - | - | - | - | - | √ | - | √ | √ | - | - | - | - | - | √ | √ | √ | - | - | - |
| 1958 | - | √ | - | - | - | - | - | √ | - | √ | - | - | - | - | - | - | √ | √ | - | √ | - | - |
| 1959 | - | √ | - | - | - | - | - | √ | - | √ | - | - | - | - | - | - | √ | √ | - | √ | - | - |
| 1960 | - | √ | - | - | - | - | - | √ | - | √ | - | - | - | - | - | - | √ | √ | - | √ | - | - |
| 1961 | - | √ | - | - | - | - | - | √ | - | √ | - | - | - | - | - | - | √ | √ | - | √ | - | - |
| 1962 | - | √ | - | - | - | - | - | √ | - | √ | - | - | - | - | - | - | √ | √ | - | √ | - | - |
| 1963 | - | √ | - | - | - | √ | - | √ | - | √ | - | - | - | - | - | - | √ | √ | - | √ | - | - |
| 1964 | - | √ | - | - | - | √ | - | √ | - | √ | - | - | - | - | - | - | √ | - | - | √ | - | - |
| 1965 | - | √ | - | - | - | √ | - | √ | - | √ | - | - | - | - | - | - | √ | - | - | √ | - | - |
| 1966 | - | √ | - | - | - | √ | - | √ | - | √ | - | - | - | - | - | - | √ | - | - | √ | - | - |
| 1967 | - | √ | - | - | - | √ | - | √ | - | √ | - | - | - | - | - | - | √ | - | - | √ | - | - |
| 1968 | - | √ | - | - | - | √ | - | √ | - | √ | - | - | - | - | - | - | √ | - | - | √ | - | - |
| 1969 | - | √ | - | - | - | √ | - | √ | - | √ | - | - | - | - | - | - | √ | - | - | √ | - | - |
| 1970 | - | √ | - | - | - | √ | - | √ | - | √ | - | - | - | - | - | - | √ | - | - | √ | - | - |
| 1971 | - | √ | - | - | - | - | - | √ | - | √ | - | - | - | - | - | - | √ | - | - | √ | - | - |
| 1972 | - | √ | - | - | - | - | - | √ | - | √ | - | - | - | - | - | - | √ | - | - | √ | - | √ |
| 1973 | - | √ | - | - | - | - | - | √ | - | √ | - | - | - | - | - | - | √ | - | - | √ | - | √ |
| 1974 | - | √ | - | - | - | - | - | √ | - | √ | - | - | - | - | - | - | - | - | - | √ | - | √ |
| 1975 | - | √ | - | - | - | - | - | √ | - | √ | - | - | - | - | - | - | - | - | - | √ | - | √ |
| 1976 | - | √ | - | - | - | - | - | √ | - | √ | - | - | - | - | - | - | - | - | - | √ | - | √ |
| 1977 | - | √ | - | - | - | - | - | √ | - | √ | - | - | - | - | - | - | - | - | - | √ | - | √ |
| 1978 | - | √ | - | - | - | - | - | √ | - | √ | - | - | - | - | - | - | - | - | - | √ | - | √ |
| 1979 | - | √ | - | - | - | - | - | √ | - | √ | - | - | - | - | - | - | - | - | - | √ | - | √ |
| 1980 | - | √ | - | - | - | - | - | √ | - | √ | - | - | - | - | - | - | - | - | - | √ | - | √ |
| 1981 | - | √ | - | - | - | - | - | √ | - | √ | - | - | - | - | - | - | - | - | - | √ | - | √ |
| 1982 | - | √ | - | - | - | - | - | √ | - | √ | - | - | - | - | - | - | - | - | - | √ | - | √ |
| 1983 | - | √ | - | - | - | - | - | √ | - | √ | - | - | - | - | - | - | - | - | - | √ | - | √ |
| 1984 | - | √ | - | - | - | - | - | √ | - | √ | - | - | - | - | - | - | - | - | - | √ | - | √ |
| 1985 | - | √ | - | - | - | - | - | √ | - | √ | - | - | - | - | - | - | - | - | - | √ | - | √ |
| 1986 | - | √ | - | - | - | - | - | √ | - | √ | - | - | - | - | - | - | - | - | - | √ | - | √ |
| 1987 | - | √ | - | - | - | - | - | √ | - | √ | - | - | - | - | - | - | - | - | - | √ | - | √ |
| 1988 | - | √ | - | - | - | - | - | √ | - | √ | - | - | - | - | - | - | - | - | - | √ | - | √ |
| 1989 | - | √ | - | - | - | - | - | √ | - | √ | - | - | - | - | - | - | - | - | - | √ | - | √ |
| 1990 | - | √ | - | - | - | - | - | √ | - | √ | - | - | - | - | - | - | - | - | - | √ | - | √ |
| 1991 | - | √ | - | - | - | - | - | √ | - | √ | - | - | - | - | - | - | - | - | - | √ | - | √ |
| 1992 | - | √ | - | - | - | - | - | √ | - | √ | - | - | - | - | - | - | - | - | - | √ | - | √ |
| 1993 | - | √ | - | - | - | - | - | √ | √ | √ | - | - | - | - | - | - | - | √ | - | √ | - | √ |
| 1994 | - | √ | - | - | - | - | - | √ | √ | √ | - | - | - | - | - | - | - | √ | - | √ | - | √ |
| 1995 | - | √ | - | - | - | - | - | √ | √ | √ | - | - | - | - | - | - | - | √ | - | √ | - | √ |
| 1996 | - | √ | - | - | - | - | - | √ | √ | √ | - | - | - | - | - | - | - | √ | - | √ | - | √ |
| 1997 | - | √ | - | - | - | - | - | √ | √ | √ | - | - | - | - | - | - | - | √ | - | √ | - | √ |
| 1998 | - | √ | - | - | - | - | - | √ | √ | √ | - | - | - | - | - | - | - | √ | - | √ | - | √ |
| 1999 | - | √ | - | - | - | - | - | √ | √ | √ | - | - | - | - | - | - | - | √ | - | √ | - | √ |
| 2000 | - | √ | - | - | - | - | - | √ | √ | √ | - | - | - | - | - | - | - | √ | - | √ | - | √ |
| 2001 | - | √ | - | √ | - | - | - | √ | √ | √ | - | - | - | - | - | - | - | √ | - | √ | - | √ |
| 2002 | - | √ | - | - | - | - | - | √ | - | √ | - | - | - | - | - | - | - | √ | - | √ | - | √ |
| 2003 | - | √ | - | - | - | - | - | √ | - | √ | - | - | - | - | - | - | - | √ | - | √ | - | √ |
| 2004 | - | √ | - | - | - | - | - | √ | - | √ | - | - | - | - | - | - | - | √ | - | √ | - | √ |
| 2005 | - | √ | - | - | - | - | - | √ | - | √ | - | - | - | - | - | - | - | √ | - | √ | - | √ |

*In 1917, Walter Camp selected an all-Service, all-America team composed of military personnel. †During 1946-70, Look Magazine published the Football Writers Association of America's selections, listed under FW. §During 1948-56, Collier's Magazine published the American Football Coaches Association's selections, listed under FC. #International News Service was the first to select offensive and defensive teams.

LEGEND FOR SELECTORS

- AA—All-America Board
- AP—Associated Press
- C—Walter Camp (published in Harper's Weekly, 1897; in Collier's Magazine, 1898-1924)
- CNN—Cable News Network-Sports Illustrated.com
- COL—Collier's Magazine (selections by Grantland Rice, 1925-47; published American Football Coaches Association teams, 1948-56, listed under FC)
- CP—Central Press
- FBW—Football World Magazine
- FC—American Football Coaches Association (published in Saturday Evening Post Magazine, 1945-47; in Collier's Magazine, 1948-56; sponsored by General Mills in 1957-59 and by Eastman Kodak from 1960-93)
- FN—Football News
- FW—Football Writers Association of America (published in Look Magazine, 1946-70)
- INS—International News Service (merged with United Press in 1958 to form UPI)
- L—Look Magazine (published Football Writers Association of America teams, 1946-70, listed under FW)
- LIB—Liberty Magazine
- M—Frank Menke Syndicate
- N—Newsweek
- NA—North American Newspaper Alliance
- NEA—Newspaper Enterprise Association
- SN—Sporting News
- UP—United Press (merged with International News Service in 1958 to form UPI)
- UPI—United Press International
- W—Caspar Whitney (published in The Week's Sport in association with Walter Camp, 1889-90; published in Harper's Weekly, 1891-96, and in Outing Magazine, which he owned, 1898-1908; Walter Camp substituted for Whitney, who was on a world sports tour, and selected Harper's Weekly's team for 1897)
- WCF—Walter Camp Foundation

All-America Selections

Listed on the following pages are the consensus all-Americans (i.e., the players who were accorded a majority of votes at their positions by the selectors). Included are the selections of 1889-97, 1909-12 and 1921-22 when there was only one selector.

1889

E—Amos Alonzo Stagg, Yale; Arthur Cumnock, Harvard; T—Hector Cowan, Princeton; Charles Gill, Yale; G—Pudge Heffelfinger, Yale; John Cranston, Harvard; C—William George, Princeton; B—Edgar Allan Poe, Princeton; Roscoe Channing, Princeton; Knowlton Ames, Princeton; James Lee, Harvard.

1890

E—Frank Hallowell, Harvard; Ralph Warren, Princeton; T—Marshall Newell, Harvard; William Rhodes, Yale; G—Pudge Heffelfinger, Yale; Jesse Riggs, Princeton; C—John Cranston, Harvard; B—Thomas McClung, Yale; Sheppard Homans, Princeton; Dudley Dean, Harvard; John Corbett, Harvard.

1891

E—Frank Hinkey, Yale; John Hartwell, Yale; T—Wallace Winter, Yale; Marshall Newell, Harvard; G—Pudge Heffelfinger, Yale; Jesse Riggs, Princeton; C—John Adams, Penn; B—Philip King, Princeton; Everett Lake, Harvard; Thomas McClung, Yale; Sheppard Homans, Princeton.

1892

E—Frank Hinkey, Yale; Frank Hallowell, Harvard; T—Marshall Newell, Harvard; A. Hamilton Wallis, Yale; G—Arthur Wheeler, Princeton; Bertram Waters, Harvard; C—William Lewis, Harvard; B—Charles Brewer, Harvard; Vance McCormick, Yale; Philip King, Princeton; Harry Thayer, Penn.

1893

E—Frank Hinkey, Yale; Thomas Trenchard, Princeton; T—Langdon Lea, Princeton; Marshall Newell, Harvard; G—Arthur Wheeler, Princeton; William Hickok, Yale; C—William Lewis, Harvard; B—Philip King, Princeton; Charles Brewer, Harvard; Franklin Morse, Princeton; Frank Butterworth, Yale.

1894

E—Frank Hinkey, Yale; Charles Gelbert, Penn; T—Bertram Waters, Harvard; Langdon Lea, Princeton; G—Arthur Wheeler, Princeton; William Hickok, Yale; C—Philip Stillman, Yale; B—George Adee, Yale; Arthur Knipe, Penn; George Brooke, Penn; Frank Butterworth, Yale.

1895

E—Norman Cabot, Harvard; Charles Gelbert, Penn; T—Langdon Lea, Princeton; Fred Murphy, Yale; G—Charles Wharton, Penn; Dudley Riggs, Princeton; C—Alfred Bull, Penn; B—Clinton Wyckoff, Cornell; Samuel Thorne, Yale; Charles Brewer, Harvard; George Brooke, Penn.

1896

E—Norman Cabot, Harvard; Charles Gelbert, Penn; T—William Church, Princeton; Fred Murphy, Yale; G—Charles Wharton, Penn; Wylie Woodruff, Penn; C—Robert Gailey, Princeton; B—Clarence Fincke, Yale; Edgar Wrightington, Harvard; Addison Kelly, Princeton; John Baird, Princeton.

1897

E—Garrett Cochran, Princeton; John Hall, Yale; T—Burr Chamberlain, Yale; John Outland, Penn; G—T. Truxton Hare, Penn; Gordon Brown, Yale; C—Alan Doucette, Harvard; B—Charles DeSaules, Yale; Benjamin Dibblee, Harvard; Addison Kelly, Princeton; John Minds, Penn.

1898

E—Lew Palmer, Princeton; John Hallowell, Harvard; T—Arthur Hillebrand, Princeton; Burr Chamberlain, Yale; G—T. Truxton Hare, Penn; Gordon Brown, Yale; Walter Boal, Harvard; C—Pete Overfield, Penn; William Cunningham, Michigan; B—Charles Daly, Harvard; Benjamin Dibblee, Harvard; John Outland, Penn; Clarence Herschberger, Chicago; Malcolm McBride, Yale; Charles Romeyn, Army.

1899

E—David Campbell, Harvard; Arthur Poe, Princeton; T—

Arthur Hillebrand, Princeton; George Stillman, Yale; G—T. Truxton Hare, Penn; Gordon Brown, Yale; C—Pete Overfield, Penn; B—Charles Daly, Harvard; Josiah McCracken, Penn; Malcolm McBride, Yale; Isaac Seneca, Carlisle; Albert Sharpe, Yale; Howard Reiter, Princeton.

1900

E—John Hallowell, Harvard; David Campbell, Harvard; William Smith, Army; T—George Stillman, Yale; James Bloomer, Yale; G—Gordon Brown, Yale; T. Truxton Hare, Penn; C—Herman Olcott, Yale; Walter Bachman, Lafayette; B—Bill Morley, Columbia; George Chadwick, Yale; Perry Hale, Yale; William Fincke, Yale; Charles Daly, Harvard; Raymond Starbuck, Cornell.

1901

E—David Campbell, Harvard; Ralph Davis, Princeton; Edward Bowditch, Harvard; Neil Snow, Michigan; T—Oliver Cutts, Harvard; Paul Bunker, Army; Crawford Blagden, Harvard; G—William Warner, Cornell; William Lee, Harvard; Charles Barnard, Harvard; Sanford Hunt, Cornell; C—Henry Holt, Yale; Walter Bachman, Lafayette; B—Robert Kernan, Harvard; Charles Daly, Army; Thomas Graydon, Harvard; Harold Weekes, Columbia; Bill Morley, Columbia.

1902

E—Thomas Shevlin, Yale; Edward Bowditch, Harvard; T—Ralph Kinney, Yale; James Hogan, Yale; Paul Bunker, Army; G—Edgar Glass, Yale; John DeWitt, Princeton; William Warner, Cornell; C—Henry Holt, Yale; Robert Boyers, Army; B—Foster Rockwell, Yale; George Chadwick, Yale; Thomas Graydon, Harvard; Thomas Barry, Brown.

1903

E—Howard Henry, Princeton; Charles Rafferty, Yale; T—Daniel Knowlton, Harvard; James Hogan, Yale; Fred Schacht, Minnesota; G—John DeWitt, Princeton; Andrew Marshall, Harvard; James Bloomer, Yale; C—Henry Hooper, Dartmouth; B—Willie Heston, Michigan; J. Dana Kofer, Princeton; James Johnson, Carlisle; Richard Smith, Columbia; Myron Witham, Dartmouth; W. Ledyard Mitchell, Yale.

1904

E—Thomas Shevlin, Yale; Fred Speik, Chicago; T—James Hogan, Yale; James Cooney, Princeton; G—Frank Piekarski, Penn; Joseph Gilman, Dartmouth; Ralph Kinney, Yale; C—Arthur Tipton, Army; B—Daniel Hurley, Harvard; Walter Eckersall, Chicago; Vincent Stevenson, Penn; Willie Heston, Michigan; Andrew Smith, Penn; Foster Rockwell, Yale; Henry Torney, Army.

1905

E—Thomas Shevlin, Yale; Ralph Glaze, Dartmouth; Mark Catlin, Chicago; T—Otis Lamson, Penn; Beaton Squires, Harvard; Karl Brill, Harvard; G—Roswell Tripp, Yale; Francis Burr, Harvard; C—Robert Torrey, Penn; B—Walter Eckersall, Chicago; Howard Roome, Yale; John Hubbard, Amherst; James McCormick, Princeton; Guy Hutchinson, Yale; Daniel Hurley, Harvard; Henry Torney, Army.

1906

E—Robert Forbes, Yale; L. Casper Wister, Princeton; T—L. Horatio Biglow, Yale; James Cooney, Princeton; Charles Osborne, Harvard; G—Francis Burr, Harvard; Elmer Thompson, Cornell; August Ziegler, Penn; C—William Dunn, Penn St.; William Newman, Cornell; B—Walter Eckersall, Chicago; Hugh Knox, Yale; Edward Dillon, Princeton; John Mayhew, Brown; William Hollenback, Penn; Paul Veeder, Yale.

1907

E—Bill Dague, Navy; Clarence Alcott, Yale; Albert Exendine, Carlisle; L. Casper Wister, Princeton; T—Dexter Draper, Penn; L. Horatio Biglow, Yale; G—August Ziegler, Penn; William Erwin, Army; C—Adolph Schulz, Michigan; Patrick Grant, Harvard; B—John Wendell, Harvard; Thomas A. D. Jones, Yale; Edwin Harlan, Princeton; James McCormick, Princeton; Edward Coy, Yale; Peter Hauser, Carlisle.

1908

E—Hunter Scarlett, Penn; George Schildmiller, Dartmouth; T—Hamilton Fish, Harvard; Frank Horr, Syracuse; Percy Northcroft, Navy; G—Clark Tobin, Dartmouth; William Goebel, Yale; Hamlin Andrus, Yale; Bernard O'Rourke, Cornell; C—Charles Nourse, Harvard; B—Edward Coy, Yale; Frederick Tibbott, Princeton; William Hollenback,

Penn; Walter Steffen, Chicago; Ed Lange, Navy; Hamilton Corbett, Harvard.

1909

E—Adrian Regnier, Brown; John Kilpatrick, Yale; T—Hamilton Fish, Harvard; Henry Hobbs, Yale; G—Albert Benbrook, Michigan; Hamlin Andrus, Yale; C—Carroll Cooney, Yale; B—Edward Coy, Yale; John McGovern, Minnesota; Stephen Philbin, Yale; Wayland Minot, Harvard.

1910

E—John Kilpatrick, Yale; Stanfield Wells, Michigan; T—Robert McKay, Harvard; James Walker, Minnesota; G—Robert Fisher, Harvard; Albert Benbrook, Michigan; C—Ernest Cozens, Penn; B—E. LeRoy Mercer, Penn; Percy Wendell, Harvard; Earl Sprackling, Brown; Talbot Pendleton, Princeton.

1911

E—Douglass Bomeisler, Yale; Sanford White, Princeton; T—Edward Hart, Princeton; Leland Devore, Army; G—Robert Fisher, Harvard; Joseph Duff, Princeton; C—Henry Ketcham, Yale; B—Jim Thorpe, Carlisle; Percy Wendell, Harvard; Arthur Howe, Yale; Jack Dalton, Navy.

1912

E—Samuel Felton, Harvard; Douglass Bomeisler, Yale; T—Wesley Englehorn, Dartmouth; Robert Butler, Wisconsin; G—Stanley Pennock, Harvard; John Logan, Princeton; C—Henry Ketcham, Yale; B—Charles Brickley, Harvard; Jim Thorpe, Carlisle; George Crowther, Brown; E. LeRoy Mercer, Penn.

1913

E—Robert Hogsett, Dartmouth; Louis Merrillat, Army; T—Harold Ballin, Princeton; Nelson Talbott, Yale; Miller Pontius, Michigan; Harvey Hitchcock, Harvard; G—John Brown, Navy; Stanley Pennock, Harvard; Ray Keeler, Wisconsin; C—Paul Des Jardien, Chicago; B—Charles Brickley, Harvard; Edward Mahan, Harvard; Jim Craig, Michigan; Ellery Huntington, Colgate; Gus Dorais, Notre Dame.

1914

E—Huntington Hardwick, Harvard; John O'Hearn, Cornell; Perry Graves, Illinois; T—Harold Ballin, Princeton; Walter Trumbull, Harvard; G—Stanley Pennock, Harvard; Ralph Chapman, Illinois; Clarence Spears, Dartmouth; C—John McEwan, Army; B—John Maulbetsch, Michigan; Edward Mahan, Harvard; Charles Barrett, Cornell; John Spiegel, Wash. & Jeff.; Harry LeGore, Yale.

1915

E—Murray Shelton, Cornell; Guy Chamberlin, Nebraska; T—Joseph Gilman, Harvard; Howard Buck, Wisconsin; G—Clarence Spears, Dartmouth; Harold White, Syracuse; C—Robert Peck, Pittsburgh; B—Charles Barrett, Cornell; Edward Mahan, Harvard; Richard King, Harvard; Bart Macomber, Illinois; Eugene Mayer, Virginia; Neno Jerry DaPrato, Michigan St.

1916

E—Bert Baston, Minnesota; James Herron, Pittsburgh; T—Clarence Horning, Colgate; D. Belford West, Colgate; G—Clinton Black, Yale; Harrie Dadmun, Harvard; Frank Hogg, Princeton; C—Robert Peck, Pittsburgh; B—Elmer Oliphant, Army; Oscar Anderson, Colgate; Fritz Pollard, Brown; Charles Harley, Ohio St.

1917

E—Charles Bolen, Ohio St.; Paul Robeson, Rutgers; Henry Miller, Penn; T—Alfred Cobb, Syracuse; George Hauser, Minnesota; G—Dale Seis, Pittsburgh; John Sutherland, Pittsburgh; Eugene Neely, Dartmouth; C—Frank Ryzdewski, Notre Dame; B—Elmer Oliphant, Army; Ben Boynton, Williams; Everett Strupper, Georgia Tech; Charles Harley, Ohio St.

1918

E—Paul Robeson, Rutgers; Bill Fincher, Georgia Tech; T—Wilbur Henry, Wash. & Jeff.; Leonard Hilty, Pittsburgh; Lou Usher, Syracuse; Joe Guyon, Georgia Tech; G—Joe Alexander, Syracuse; Lyman Perry, Navy; C—Ashel Day, Georgia Tech; John Depler, Illinois; B—Frank Murrey, Princeton; Tom Davies, Pittsburgh; Wolcott Roberts, Navy; George McLaren, Pittsburgh.

1919

E—Bob Higgins, Penn St.; Henry Miller, Penn; Lester Belding, Iowa; T—Wilbur Henry, Wash. & Jeff.; D.

Belford West, Colgate; G—Joe Alexander, Syracuse; Adolph Youngstrom, Dartmouth; C—James Weaver, Centre; Charles Carpenter, Wisconsin; B—Charles Harley, Ohio St.; Ira Rodgers, West Virginia; Edward Casey, Harvard; Bo McMillin, Centre; Ben Boynton, Williams.

1920

E—Luke Urban, Boston College; Charles Carney, Illinois; Bill Fincher, Georgia Tech; T—Stan Keck, Princeton; Ralph Scott, Wisconsin; G—Tim Callahan, Yale; Tom Woods, Harvard; Iolas Huffman, Ohio St.; C—Herb Stein, Pittsburgh; B—George Gipp, Notre Dame; Donald Lourie, Princeton; Gaylord Stinchcomb, Ohio St.; Charles Way, Penn St.

1921

E—Brick Muller, California; Eddie Anderson, Notre Dame; T—Dan McMillan, California; Iolas Huffman, Ohio St.; G—Frank Schwab, Lafayette; John Brown, Harvard; Stan Keck, Princeton; C—Herb Stein, Pittsburgh; B—Aubrey Devine, Iowa; Glenn Killinger, Penn St.; Bo McMillin, Centre; Malcolm Aldrich, Yale; Edgar Kaw, Cornell.

1922

E—Brick Muller, California; Wendell Taylor, Navy; T—C. Herbert Treat, Princeton; John Thurman, Penn; G—Frank Schwab, Lafayette; Charles Hubbard, Harvard; James Garbisch, Army; B—Harry Kippe, Michigan; Gordon Locke, Iowa; John Thomas, Chicago; Edgar Kaw, Cornell.

1923

E—Pete McRae, Syracuse; Ray Ecklund, Minnesota; Lynn Bomar, Vanderbilt; T—Century Milstead, Yale; Marty Below, Wisconsin; G—Charles Hubbard, Harvard; James McMillen, Illinois; C—Jack Blott, Michigan; B—George Pfann, Cornell; Red Grange, Illinois; William Mallory, Yale; Harry Wilson, Penn St.

Beginning in 1924, unanimous selections are indicated by ().*

1924

E—Jim Lawson, Stanford, 5-11, 190, Long Beach, Calif.; (tie) E—Dick Luman, Yale, 6-1, 176, Pinedale, Wyo.; Henry Wakefield, Vanderbilt, 5-10, 160, Pethersburg, Tenn.; T—Ed McGinley, Penn, 5-11, 185, Swarthmore, Pa.; T—Ed Weir, Nebraska, 6-1, 194, Superior, Neb.; G—Joe Pondelik, Chicago, 5-11, 215, Cicero, Ill.; G—Carl Diehl, Dartmouth, 6-1, 205, Chicago, Ill.; C—Edwin Horrell, California, 5-11, 185, Pasadena, Calif.; B—*Red Grange, Illinois, 5-10, 170, Wheaton, Ill.; B—Harry Stuhldreher, Notre Dame, 5-7, 151, Massillon, Ohio; B—Jimmy Crowley, Notre Dame, 5-11, 162, Green Bay, Wis.; B—Elmer Layden, Notre Dame, 6-0, 162, Davenport, Iowa.

1925

E—Bennie Oosterbaan, Michigan, 6-0, 180, Muskegon, Mich.; E—George Tully, Dartmouth, 5-10, 175, Orange, N.J.; T—*Ed Weir, Nebraska, 6-1, 194, Superior, Neb.; T—Ralph Chase, Pittsburgh, 6-3, 202, Easton, Pa.; G—Carl Diehl, Dartmouth, 6-1, 205, Chicago, Ill.; G—Ed Hess, Ohio St., 6-1, 190, Cincinnati, Ohio; C—Ed McMillan, Princeton, 6-0, 208, Pittsburgh, Pa.; B—*Andy Oberlander, Dartmouth, 6-0, 197, Everett, Mass.; B—Red Grange, Illinois, 5-10, 170, Wheaton, Ill.; B—Ernie Nevers, Stanford, 6-0, 200, Superior, Wis.; (tie) B—Benny Friedman, Michigan, 5-8, 170, Cleveland, Ohio; George Wilson, Washington, 5-11, 190, Everett, Wash.

1926

E—Bennie Oosterbaan, Michigan, 6-0, 186, Muskegon, Mich.; E—Vic Hanson, Syracuse, 5-10, 174, Syracuse, N.Y.; T—*Frank Wickstorf, Navy, 6-0, 218, Oak Park, Ill.; T—Bud Sprague, Army, 6-2, 210, Dallas, Texas; G—Harry Connaughton, Georgetown, 6-2, 275, Philadelphia, Pa.; G—Bernie Shively, Illinois, 6-4, 208, Oliver, Ill.; C—Bud Boeringer, Notre Dame, 6-1, 186, St. Paul, Minn.; B—Benny Friedman, Michigan, 5-8, 172, Cleveland, Ohio; B—Mort Kaer, Southern California, 5-11, 167, Red Bluff, Calif.; B—Ralph Baker, Northwestern, 5-10, 172, Rockford, Ill.; B—Herb Joesting, Minnesota, 6-1, 192, Owatonna, Minn.

1927

E—*Bennie Oosterbaan, Michigan, 6-0, 186, Muskegon, Mich.; E—Tom Nash, Georgia, 6-3, 200, Washington, Ga.; T—Jesse Hibbs, Southern California, 5-11, 185, Glendale, Calif.; T—Ed Hake, Penn, 6-0, 190, Philadelphia, Pa.; G—Bill Webster, Yale, 6-0, 200,

Shelton, Conn.; G—John Smith, Notre Dame, 5-9, 164, Hartford, Conn.; (tie) C—Larry Bettencourt, St. Mary's (Cal.), 5-10, 187, Centerville, Calif.; John Charlesworth, Yale, 5-11, 198, North Adams, Mass.; B—*Gibby Welch, Pittsburgh, 5-11, 170, Parkersburg, W. Va.; B—Morley Drury, Southern California, 6-0, 185, Long Beach, Calif.; B—Red Cagle, Army, 5-9, 167, Merryville, La.; B—Herb Joesting, Minnesota, 6-1, 192, Owatonna, Minn.

1928

E—Irv Phillips, California, 6-1, 188, Salinas, Calif.; E—Wes Fesler, Ohio St., 6-0, 173, Youngstown, Ohio; T—Otto Pommerening, Michigan, 6-0, 178, Ann Arbor, Mich.; T—Mike Getto, Pittsburgh, 6-2, 198, Jeannette, Pa.; G—Seraphim Post, Stanford, 6-0, 190, Berkeley, Calif.; (tie) G—Don Robesky, Stanford, 5-11, 198, Bakersfield, Calif.; Edward Burke, Navy, 6-0, 180, Larksville, Pa.; C—Pete Pund, Georgia Tech, 6-0, 195, Augusta, Ga.; B—*Red Cagle, Army, 5-9, 167, Merryville, La.; B—Paul Scull, Penn, 5-8, 187, Bala, Pa.; (tie) B—Ken Strong, New York U., 6-0, 201, West Haven, Conn.; Howard Harpster, Carnegie Mellon, 6-1, 160, Akron, Ohio; B—Charles Carroll, Washington, 6-0, 190, Seattle, Wash.

1929

E—*Joe Donchess, Pittsburgh, 6-0, 175, Youngstown, Ohio; E—Wes Fesler, Ohio St., 6-0, 183, Youngstown, Ohio; T—Bronko Nagurski, Minnesota, 6-2, 217, International Falls, Minn.; T—Elmer Sleight, Purdue, 6-2, 193, Morris, Ill.; G—Jack Cannon, Notre Dame, 5-11, 193, Columbus, Ohio; G—Ray Montgomery, Pittsburgh, 6-1, 188, Wheeling, W.Va.; C—Ben Ticknor, Harvard, 6-2, 193, New York, N.Y.; B—*Frank Carideo, Notre Dame, 5-7, 175, Mount Vernon, N.Y.; B—Ralph Welch, Purdue, 6-1, 189, Whitesboro, Texas; B—Red Cagle, Army, 5-9, 167, Merryville, La.; B—Gene McEver, Tennessee, 5-10, 185, Bristol, Va.

1930

E—*Wes Fesler, Ohio St., 6-0, 185, Youngstown, Ohio; E—Frank Baker, Northwestern, 6-2, 175, Cedar Rapids, Iowa; T—*Fred Sington, Alabama, 6-2, 215, Birmingham, Ala.; T—Milo Lubratovich, Wisconsin, 6-2, 216, Duluth, Minn.; G—Ted Beckett, California, 6-1, 190, Oroville, Calif.; G—Barton Koch, Baylor, 5-10, 195, Temple, Texas; C—*Ben Ticknor, Harvard, 6-2, 193, New York, N.Y.; B—*Frank Carideo, Notre Dame, 5-7, 175, Mount Vernon, N.Y.; B—Marchy Schwartz, Notre Dame, 5-11, 172, Bay St. Louis, Miss.; B—Erny Pinckert, Southern California, 6-0, 189, San Bernardino, Calif.; B—Leonard Macaluso, Colgate, 6-2, 210, East Aurora, N.Y.

1931

E—*Jerry Dalrymple, Tulane, 5-10, 175, Arkadelphia, Ark.; E—Vernon Smith, Georgia, 6-2, 190, Macon, Ga.; T—Jesse Quate, Pittsburgh, 5-8, 198, Greensburg, Pa.; (tie) T—Jack Riley, Northwestern, 6-2, 218, Wilmette, Ill.; Dallas Marvel, Northwestern, 6-3, 227, Laurel, Del.; G—Biggie Munn, Minnesota, 5-10, 217, Minneapolis, Minn.; G—John Baker, Southern California, 5-10, 185, Kingsburg, Calif.; C—Tommy Yarr, Notre Dame, 5-11, 197, Chiacumac, Wash.; B—Gus Shaver, Southern California, 5-11, 185, Covina, Calif.; B—Marchy Schwartz, Notre Dame, 5-11, 178, Bay St. Louis, Miss.; B—Pug Rentner, Northwestern, 6-1, 185, Joliet, Ill.; B—Barry Wood, Harvard, 6-1, 173, Milton, Mass.

1932

E—*Paul Moss, Purdue, 6-2, 185, Terre Haute, Ind.; E—Joe Skladany, Pittsburgh, 5-10, 185, Larksville, Pa.; T—*Joe Kurth, Notre Dame, 6-2, 204, Madison, Wis.; T—*Ernie Smith, Southern California, 6-2, 215, Los Angeles, Calif.; G—Milt Summerfelt, Army, 6-0, 181, Benton Harbor, Mich.; G—Bill Corbus, Stanford, 5-11, 188, Vallejo, Calif.; C—Pete Gracey, Vanderbilt, 6-0, 188, Franklin, Tenn.; B—*Harry Newman, Michigan, 5-7, 175, Detroit, Mich.; B—*Warren Heller, Pittsburgh, 6-0, 170, Steelton, Pa.; B—Don Zimmerman, Tulane, 5-10, 190, Lake Charles, La.; B—Jimmy Hitchcock, Auburn, 5-11, 172, Union Springs, Ala.

1933

E—Joe Skladany, Pittsburgh, 5-10, 190, Larksville, Pa.; E—Paul Geisler, Centenary (La.), 6-2, 189, Berwick, La.; T—Fred Crawford, Duke, 6-2, 195, Waynesville, N.C.; T—Francis Wistert, Michigan, 6-3, 212, Chicago, Ill.; G—Bill Corbus, Stanford, 5-11, 195, Vallejo, Calif.; G—Aaron Rosenberg, Southern California, 6-0, 210, Los Angeles, Calif.; C—*Chuck Bernard, Michigan, 6-2,

215, Benton Harbor, Mich.; B—*Cotton Warburton, Southern California, 5-7, 147, San Diego, Calif.; B—George Sauer, Nebraska, 6-2, 195, Lincoln, Neb.; B—Beattie Feathers, Tennessee, 5-10, 180, Bristol, Va.; B—Duane Purvis, Purdue, 6-1, 190, Mattoon, Ill.

1934

E—Don Hutson, Alabama, 6-1, 185, Pine Bluff, Ark.; E—Frank Larson, Minnesota, 6-3, 190, Duluth, Minn.; T—Bill Lee, Alabama, 6-2, 225, Eutaw, Ala.; T—Bob Reynolds, Stanford, 6-4, 220, Okmulgee, Okla.; G—Chuck Hartwig, Pittsburgh, 6-0, 190, Benwood, W.Va.; G—Bill Bevan, Minnesota, 5-11, 194, St. Paul, Minn.; (tie) C—Jack Robinson, Notre Dame, 6-3, 195, Huntington, N.Y.; Darrell Lester, TCU, 6-4, 218, Jacksboro, Texas; George Shotwell, Pittsburgh; B—Bobby Grayson, Stanford, 5-11, 186, Portland, Ore.; B—Pug Lund, Minnesota, 5-11, 185, Rice Lake, Wis.; B—Dixie Howell, Alabama, 5-10, 164, Hartford, Ala.; B—Fred Borries, Navy, 6-0, 175, Louisville, Ky.

1935

E—Wayne Millner, Notre Dame, 6-0, 184, Salem, Mass.; (tie) E—James Minscrip, Stanford, 6-0, 186, Adena, Ohio; Gaynell Tinsley, LSU, 6-0, 188, Homer, La.; T—Ed Widseth, Minnesota, 6-2, 220, McIntosh, Minn.; T—Larry Lutz, California, 6-0, 201, Santa Ana, Calif.; G—John Weller, Princeton, 6-0, 195, Wynnewood, Pa.; (tie) G—Sidney Wagner, Michigan St., 5-11, 186, Lansing, Mich.; J.C. Wetsel, SMU, 5-10, 185, Dallas, Texas; (tie) C—Gomer Jones, Ohio St., 5-8, 210, Cleveland, Ohio; Darrell Lester, TCU, 6-4, 218, Jacksboro, Texas; B—*Jay Berwanger, Chicago, 6-0, 195, Dubuque, Iowa; B—*Bobby Grayson, Stanford, 5-11, 190, Portland, Ore.; B—Bobby Wilson, SMU, 5-10, 147, Corsicana, Texas; B—Riley Smith, Alabama, 6-1, 195, Columbus, Miss.

1936

E—*Larry Kelley, Yale, 6-1, 190, Williamsport, Pa.; E—*Gaynell Tinsley, LSU, 6-0, 196, Homer, La.; T—*Ed Widseth, Minnesota, 6-2, 220, McIntosh, Minn.; T—Averell Daniell, Pittsburgh, 6-3, 200, Mt. Lebanon, Pa.; G—Steve Reid, Northwestern, 5-9, 192, Chicago, Ill.; G—Max Starcevic, Washington, 5-10, 198, Duluth, Minn.; (tie) C—Alex Wojciechowicz, Fordham, 6-0, 192, South River, N.J.; Mike Basrak, Duquesne, 6-1, 210, Bellaire, Ohio; B—Sammy Baugh, TCU, 6-2, 180, Sweetwater, Texas; B—Ace Parker, Duke, 5-11, 175, Portsmouth, Va.; B—Ray Buivid, Marquette, 6-1, 193, Port Washington, Wis.; B—Sam Francis, Nebraska, 6-1, 207, Oberlin, Kan.

1937

E—Chuck Sweeney, Notre Dame, 6-0, 190, Bloomington, Ill.; E—Andy Bershak, North Carolina, 6-0, 190, Clairton, Pa.; T—Ed Franco, Fordham, 5-8, 196, Jersey City, N.J.; T—Tony Matisi, Pittsburgh, 6-0, 224, Endicott, N.Y.; G—Joe Routt, Texas A&M, 6-0, 193, Chappel Hill, Texas; G—Leroy Monsky, Alabama, 6-0, 198, Montgomery, Ala.; C—Alex Wojciechowicz, Fordham, 6-0, 196, South River, N.J.; B—*Clint Frank, Yale, 5-10, 190, Evanston, Ill.; B—Marshall Goldberg, Pittsburgh, 5-11, 185, Elkins, W.Va.; B—Byron "Whizzer" White, Colorado, 6-1, 185, Wellington, Colo.; B—Sam Chapman, California, 6-0, 190, Tiburon, Calif.

1938

E—Waddy Young, Oklahoma, 6-2, 203, Ponca City, Okla.; (tie) E—Brud Holland, Cornell, 6-1, 205, Auburn, N.Y.; Bowden Wyatt, Tennessee, 6-1, 190, Kingston, Tenn.; T—*Ed Beinor, Notre Dame, 6-2, 207, Harvey, Ill.; T—Alvord Wolf, Santa Clara, 6-2, 220, San Francisco, Calif.; G—*Ralph Heikinen, Michigan, 5-10, 185, Ramsey, Mich.; G—Ed Bock, Iowa St., 6-0, 202, Fort Dodge, Iowa; C—Ki Aldrich, TCU, 5-11, 195, Temple, Texas; B—*Davey O'Brien, TCU, 5-7, 150, Dallas, Texas; B—*Marshall Goldberg, Pittsburgh, 6-0, 190, Elkins, W.Va.; B—Bob MacLeod, Dartmouth, 6-0, 190, Glen Ellyn, Ill.; B—Vic Bottari, California, 5-9, 182, Vallejo, Calif.

1939

E—Esco Sarkkinen, Ohio St., 6-0, 192, Fairport Harbor, Ohio; E—Ken Kavanaugh, LSU, 6-3, 203, Little Rock, Ark.; T—Nick Drahos, Cornell, 6-3, 200, Cedarhurst, N.Y.; T—Harley McCollum, Tulane, 6-4, 235, Wagoner, Okla.; G—*Harry Smith, Southern California, 5-11, 218, Ontario, Calif.; G—Ed Molinski, Tennessee, 5-10, 190, Massillon, Ohio; C—John Schiechl, Santa Clara, 6-2, 220, San Francisco, Calif.; B—Nile Kinnick, Iowa, 5-8,

167, Omaha, Neb.; B—Tom Harmon, Michigan, 6-0, 195, Gary, Ind.; B—John Kimbrough, Texas A&M, 6-2, 210, Haskell, Texas; B—George Cafego, Tennessee, 6-0, 174, Scarbro, W.Va.

1940

E—Gene Goodreault, Boston College, 5-10, 184, Haverhill, Mass.; E—Dave Rankin, Purdue, 6-1, 190, Warsaw, Ind.; T—Nick Drahos, Cornell, 6-3, 212, Cedarhurst, N.Y.; (tie) T—Alf Bauman, Northwestern, 6-1, 210, Chicago, Ill.; Urban Odson, Minnesota, 6-3, 247, Clark, S.D.; G—*Bob Suffridge, Tennessee, 6-0, 190, Knoxville, Tenn.; G—Marshall Robnett, Texas A&M, 6-1, 205, Klondike, Texas; C—Rudy Mucha, Washington, 6-2, 210, Chicago, Ill.; B—*Tom Harmon, Michigan, 6-0, 195, Gary, Ind.; B—*John Kimbrough, Texas A&M, 6-2, 221, Haskell, Texas; B—Frank Albert, Stanford, 5-9, 170, Glendale, Calif.; B—George Franck, Minnesota, 6-0, 175, Davenport, Iowa.

1941

E—Holt Rast, Alabama, 6-1, 185, Birmingham, Ala.; E—Bob Dove, Notre Dame, 6-2, 195, Youngstown, Ohio; T—Dick Wildung, Minnesota, 6-0, 210, Luverne, Minn.; T—Ernie Beandin, Tulane, 6-3, 245, Keighley, Kan.; G—*Endicott Peabody, Harvard, 6-0, 181, Syracuse, N.Y.; G—Ray Frankowski, Washington, 5-10, 210, Hammond, Ind.; C—Darold Jenkins, Missouri, 6-0, 195, Higginsville, Mo.; B—Bob Westfall, Michigan, 5-8, 190, Ann Arbor, Mich.; B—Bruce Smith, Minnesota, 6-0, 193, Faribault, Minn.; B—Frank Albert, Stanford, 5-9, 173, Glendale, Calif.; (tie) B—Bill Dudley, Virginia, 5-10, 175, Bluefield, Va.; Frank Sinkwich, Georgia, 5-8, 180, Youngstown, Ohio.

1942

E—*Dave Schreiner, Wisconsin, 6-2, 198, Lancaster, Wis.; E—Bob Dove, Notre Dame, 6-2, 195, Youngstown, Ohio; T—Dick Wildung, Minnesota, 6-0, 215, Luverne, Minn.; T—Albert Wistert, Michigan, 6-2, 205, Chicago, Ill.; G—Chuck Taylor, Stanford, 5-11, 200, San Jose, Calif.; (tie) G—Harvey Hardy, Georgia Tech, 5-10, 185, Thomaston, Ga.; Julie Franks, Michigan, 6-0, 187, Hamtramck, Mich.; C—Joe Domnanovich, Alabama, 6-1, 200, South Bend, Ind.; B—*Frank Sinkwich, Georgia, 5-8, 185, Youngstown, Ohio; B—Paul Governali, Columbia, 5-11, 186, New York, N.Y.; B—Mike Holovak, Boston College, 6-2, 214, Lansford, Pa.; B—Billy Hillenbrand, Indiana, 6-0, 195, Evansville, Ind.

1943

E—Ralph Heywood, Southern California, 6-2, 195, Huntington Park, Calif.; E—John Yonakor, Notre Dame, 6-4, 220, Dorchester, Mass.; T—Jim White, Notre Dame, 6-2, 210, Edgewater, N.J.; T—Don Whitmire, Navy, 5-11, 215, Decatur, Ala.; G—Alex Agase, Purdue, 5-10, 190, Evanston, Ill.; G—Pat Filley, Notre Dame, 5-8, 175, South Bend, Ind.; C—*Casimir Myslinski, Army, 5-11, 186, Steubenville, Ohio; B—*Bill Daley, Michigan, 6-2, 206, St. Cloud, Minn.; B—Angelo Bertelli, Notre Dame, 6-1, 173, West Springfield, Mass.; B—Creighton Miller, Notre Dame, 6-0, 185, Wilmington, Del.; B—Bob Odell, Penn, 5-11, 182, Sioux City, Iowa.

1944

E—Phil Tinsley, Georgia Tech, 6-1, 188, Bessemer, Ala.; (tie) E—Paul Walker, Yale, 6-3, 203, Oak Park, Ill.; Jack Dugger, Ohio St., 6-3, 210, Canton, Ohio; T—*Don Whitmire, Navy, 5-11, 215, Decatur, Ala.; T—John Ferraro, Southern California, 6-3, 235, Maywood, Calif.; G—Bill Hackett, Ohio St., 5-9, 191, London, Ohio; G—Ben Chase, Navy, 6-1, 195, San Diego, Calif.; C—John Tavener, Indiana, 6-0, 220, Granville, Ohio; B—*Les Horvath, Ohio St., 5-10, 167, Parma, Ohio; B—Glenn Davis, Army, 5-9, 170, Claremont, Calif.; B—Doc Blanchard, Army, 6-0, 205, Bishopville, S.C.; B—Bob Jenkins, Navy, 6-1, 195, Talladega, Ala.

1945

E—Dick Duden, Navy, 6-2, 203, New York, N.Y.; (tie) E—Hubert Bechtol, Texas, 6-2, 190, Lubbock, Texas; Bob Ravensberg, Indiana, 6-1, 180, Bellevue, Ky.; Max Morris, Northwestern, 6-2, 195, West Frankfort, Ill.; T—Tex Coulter, Army, 6-3, 220, Fort Worth, Texas; T—George Savitsky, Penn, 6-3, 250, Camden, N.J.; G—*Warren Amling, Ohio St., 6-0, 197, Pana, Ill.; G—John Green, Army, 5-11, 190, Shelbyville, Ky.; C—Vaughn Mancha, Alabama, 6-0, 235, Birmingham, Ala.; B—*Glenn Davis, Army, 5-9, 170, Claremont, Calif.; B—*Doc Blanchard, Army, 6-0, 205, Bishopville, S.C.; B—*Herman Wedemeyer, St. Mary's (Cal.), 5-10, 173,

Honolulu, Hawaii; B—Bob Fenimore, Oklahoma St., 6-2, 188, Woodward, Okla.

1946

E—*Burr Baldwin, UCLA, 6-1, 196, Bakersfield, Calif.; (tie) E—Hubert Bechtol, Texas, 6-2, 201, Lubbock, Texas; Hank Foldberg, Army, 6-1, 200, Dallas, Texas; T—George Connor, Notre Dame, 6-3, 225, Chicago, Ill.; (tie) T—Warren Amling, Ohio St., 6-0, 197, Pana, Ill.; Dick Huffman, Tennessee, 6-2, 230, Charleston, W.Va.; G—Alex Agase, Illinois, 5-10, 191, Evanston, Ill.; G—Weldon Humble, Rice, 6-1, 214, San Antonio, Texas; C—Paul Duke, Georgia Tech, 6-1, 210, Atlanta, Ga.; B—*John Lujack, Notre Dame, 6-0, 180, Connellsville, Pa.; B—*Charley Trippi, Georgia, 5-11, 185, Pittston, Pa.; B—*Glenn Davis, Army, 5-9, 170, Claremont, Calif.; B—*Doc Blanchard, Army, 6-0, 205, Bishopville, S.C.

1947

E—Paul Cleary, Southern California, 6-1, 195, Santa Ana, Calif.; E—Bill Swiacki, Columbia, 6-2, 198, Southbridge, Mass.; T—Bob Davis, Georgia Tech, 6-4, 220, Columbus, Ga.; T—George Connor, Notre Dame, 6-3, 225, Chicago, Ill.; G—Joe Steffy, Army, 5-11, 190, Chattanooga, Tenn.; G—Bill Fischer, Notre Dame, 6-2, 230, Chicago, Ill.; C—Chuck Bednarik, Penn, 6-3, 220, Bethlehem, Pa.; B—*John Lujack, Notre Dame, 6-0, 180, Connellsville, Pa.; B—*Bob Chappuis, Michigan, 6-0, 180, Toledo, Ohio; B—Doak Walker, SMU, 5-11, 170, Dallas, Texas; (tie) B—Charley Conerly, Mississippi, 6-0, 184, Clarksdale, Miss.; Bobby Layne, Texas, 6-0, 191, Dallas, Texas.

1948

E—Dick Rifenburg, Michigan, 6-3, 197, Saginaw, Mich.; E—Leon Hart, Notre Dame, 6-4, 225, Turtle Creek, Pa.; T—Leo Nomellini, Minnesota, 6-2, 248, Chicago, Ill.; T—Alvin Wistert, Michigan, 6-3, 218, Chicago, Ill.; G—Buddy Burris, Oklahoma, 5-11, 214, Muskogee, Okla.; G—Bill Fischer, Notre Dame, 6-2, 233, Chicago, Ill.; C—Chuck Bednarik, Penn, 6-3, 220, Bethlehem, Pa.; B—*Doak Walker, SMU, 5-11, 168, Dallas, Texas; B—Charlie Justice, North Carolina, 5-10, 165, Asheville, N.C.; B—Jackie Jensen, California, 5-11, 195, Oakland, Calif.; (tie) B—Emil Sitko, Notre Dame, 5-8, 180, Fort Wayne, Ind.; Clyde Scott, Arkansas, 6-0, 175, Smackover, Ark.

1949

E—*Leon Hart, Notre Dame, 6-5, 260, Turtle Creek, Pa.; E—James Williams, Rice, 6-0, 197, Waco, Texas; T—Leo Nomellini, Minnesota, 6-2, 255, Chicago, Ill.; T—Alvin Wistert, Michigan, 6-3, 223, Chicago, Ill.; G—*Rod Franz, California, 6-1, 198, San Francisco, Calif.; G—Ed Bagdon, Michigan St., 5-10, 200, Dearborn, Mich.; C—*Clayton Tonemaker, Minnesota, 6-3, 240, Minneapolis, Minn.; B—*Emil Sitko, Notre Dame, 5-8, 180, Fort Wayne, Ind.; B—Doak Walker, SMU, 5-11, 170, Dallas, Texas; B—Arnold Galiffa, Army, 6-2, 190, Donora, Pa.; B—Bob Williams, Notre Dame, 6-1, 180, Baltimore, Md.

1950

E—*Dan Foldberg, Army, 6-1, 185, Dallas, Texas; E—Bill McCall, Stanford, 6-4, 225, San Diego, Calif.; T—Bob Gain, Kentucky, 6-3, 230, Weirton, W.Va.; T—Jim Weatherall, Oklahoma, 6-4, 220, White Deer, Texas; G—Bud McFadin, Texas, 6-3, 225, Iraan, Texas; G—Les Richter, California, 6-2, 220, Fresno, Calif.; C—Jerry Groom, Notre Dame, 6-3, 215, Des Moines, Iowa; B—*Vic Janowicz, Ohio St., 5-9, 189, Elyria, Ohio; B—Kyle Rote, SMU, 6-0, 190, San Antonio, Texas; B—Babe Parilli, Kentucky, 6-1, 183, Rochester, Pa.; B—Leon Heath, Oklahoma, 6-1, 195, Hollis, Okla.

1951

E—*Bill McCall, Stanford, 6-4, 225, San Diego, Calif.; E—Bob Carey, Michigan St., 6-5, 215, Charlevoix, Mich.; T—*Don Coleman, Michigan St., 5-10, 185, Flint, Mich.; T—*Jim Weatherall, Oklahoma, 6-4, 230, White Deer, Texas; G—*Bob Ward, Maryland, 5-10, 185, Elizabeth, N.J.; G—Les Richter, California, 6-2, 230, Fresno, Calif.; C—Dick Hightower, SMU, 6-1, 215, Tyler, Texas; B—*Dick Kazmaier, Princeton, 5-11, 171, Maumee, Ohio; B—*Hank Lauricella, Tennessee, 5-10, 169, New Orleans, La.; B—Babe Parilli, Kentucky, 6-1, 188, Rochester, Pa.; B—Johnny Karras, Illinois, 5-11, 171, Argo, Ill.

1952

E—Frank McPhee, Princeton, 6-3, 203, Youngstown, Ohio; E—Bernie Flowers, Purdue, 6-1, 189, Erie, Pa.; T—

Dick Modzelewski, Maryland, 6-0, 235, West Natrona, Pa.; T—Hal Miller, Georgia Tech, 6-4, 235, Kingsport, Tenn.; G—John Michels, Tennessee, 5-10, 195, Philadelphia, Pa.; G—Elmer Wilhoite, Southern California, 6-2, 216, Winton, Calif.; C—Donn Moomaw, UCLA, 6-4, 220, Santa Ana, Calif.; B—*Jack Scarbath, Maryland, 6-1, 190, Baltimore, Md.; B—*Johnny Lattner, Notre Dame, 6-1, 190, Chicago, Ill.; B—Billy Vessels, Oklahoma, 6-0, 185, Cleveland, Okla.; B—Jim Sears, Southern California, 5-9, 167, Inglewood, Calif.

1953

E—Don Dohoney, Michigan St., 6-1, 193, Ann Arbor, Mich.; E—Carlton Massey, Texas, 6-4, 210, Rockwall, Texas; T—*Stan Jones, Maryland, 6-0, 235, Lemoyne, Pa.; T—Art Hunter, Notre Dame, 6-2, 226, Akron, Ohio; G—J.D. Roberts, Oklahoma, 5-10, 210, Dallas, Texas; G—Crawford Mims, Mississippi, 5-10, 200, Greenwood, Miss.; C—Larry Morris, Georgia Tech, 6-0, 205, Decatur, Ga.; B—*Johnny Lattner, Notre Dame, 6-1, 190, Chicago, Ill.; B—*Paul Giel, Minnesota, 5-11, 185, Winona, Minn.; B—Paul Cameron, UCLA, 6-0, 185, Burbank, Calif.; B—J.C. Caroline, Illinois, 6-0, 184, Columbia, S.C.

1954

E—Max Boydston, Oklahoma, 6-2, 207, Muskogee, Okla.; E—Ron Beagle, Navy, 6-0, 185, Covington, Ky.; T—Jack Ellena, UCLA, 6-3, 214, Susanville, Calif.; T—Sid Fournet, LSU, 5-11, 225, Baton Rouge, La.; G—*Bud Brooks, Arkansas, 5-11, 200, Wynne, Ark.; G—Calvin Jones, Iowa, 6-0, 200, Steubenville, Ohio; C—Kurt Burris, Oklahoma, 6-1, 209, Muskogee, Okla.; B—*Ralph Guglielmi, Notre Dame, 6-0, 185, Columbus, Ohio; B—*Howard Cassidy, Ohio St., 5-10, 177, Columbus, Ohio; B—*Alan Ameche, Wisconsin, 6-0, 215, Kenosha, Wis.; B—Dicky Maegle, Rice, 6-0, 175, Taylor, Texas.

1955

E—*Ron Beagle, Navy, 6-0, 186, Covington, Ky.; E—Ron Kramer, Michigan, 6-3, 218, East Detroit, Mich.; T—Norman Masters, Michigan St., 6-2, 225, Detroit, Mich.; T—Bruce Bosley, West Virginia, 6-2, 225, Green Bank, W.Va.; G—Bo Bolinger, Oklahoma, 5-10, 206, Muskogee, Okla.; (tie) G—Calvin Jones, Iowa, 6-0, 200, Steubenville, Ohio; Hardiman Cureton, UCLA, 6-0, 213, Duarte, Calif.; C—*Bob Pellegrini, Maryland, 6-2, 225, Yatesboro, Pa.; B—*Howard Cassidy, Ohio St., 5-10, 172, Columbus, Ohio; B—*Jim Swink, TCU, 6-1, 180, Rusk, Texas; B—Earl Morrall, Michigan St., 6-1, 180, Muskegon, Mich.; B—Paul Hornung, Notre Dame, 6-2, 205, Louisville, Ky.

1956

E—*Joe Walton, Pittsburgh, 5-11, 205, Beaver Falls, Pa.; E—*Ron Kramer, Michigan, 6-3, 220, East Detroit, Mich.; T—John Witte, Oregon St., 6-2, 232, Klamath Falls, Ore.; T—Lou Michaels, Kentucky, 6-2, 229, Swoyersville, Pa.; G—*Jim Parker, Ohio St., 6-2, 251, Toledo, Ohio; G—*Bill Glass, Baylor, 6-4, 220, Corpus Christi, Texas; C—*Jerry Tubbs, Oklahoma, 6-2, 205, Breckenridge, Texas; B—*Jim Brown, Syracuse, 6-2, 212, Manhasset, N.Y.; B—*John Majors, Tennessee, 5-10, 162, Huntland, Tenn.; B—Tommy McDonald, Oklahoma, 5-9, 169, Albuquerque, N.M.; B—John Brodie, Stanford, 6-1, 190, Oakland, Calif.

1957

E—*Jimmy Phillips, Auburn, 6-2, 205, Alexander City, Ala.; E—Dick Wallen, UCLA, 6-0, 185, Alhambra, Calif.; T—Lou Michaels, Kentucky, 6-2, 235, Swoyersville, Pa.; T—Alex Karras, Iowa, 6-2, 233, Gary, Ind.; G—Bill Krisher, Oklahoma, 6-1, 213, Midwest City, Okla.; G—Al Ecuier, Notre Dame, 5-10, 190, New Orleans, La.; C—Dan Currie, Michigan St., 6-3, 225, Detroit, Mich.; B—*John David Crow, Texas A&M, 6-2, 214, Springhill, La.; B—Walt Kowalczyk, Michigan St., 6-0, 205, Westfield, Mass.; B—Bob Anderson, Army, 6-2, 200, Cocoa, Fla.; B—Clendon Thomas, Oklahoma, 6-2, 188, Oklahoma City, Okla.

1958

E—Buddy Dial, Rice, 6-1, 185, Magnolia, Texas; E—Sam Williams, Michigan St., 6-5, 225, Dansville, Mich.; T—Ted Bates, Oregon St., 6-2, 215, Los Angeles, Calif.; T—Brock Strom, Air Force, 6-0, 217, Ironwood, Mich.; G—John Guzik, Pittsburgh, 6-3, 223, Lawrence, Pa.; (tie) G—Zeke Smith, Auburn, 6-2, 210, Uniontown, Ala.; George Deiderich, Vanderbilt, 6-1, 198, Toronto, Ohio; C—Bob Harrison, Oklahoma, 6-2, 206, Stamford, Texas; B—

*Randy Duncan, Iowa, 6-0, 180, Des Moines, Iowa; B—
*Pete Dawkins, Army, 6-1, 197, Royal Oak, Mich.; B—
*Billy Cannon, LSU, 6-1, 200, Baton Rouge, La.; B—Bob
White, Ohio St., 6-2, 212, Covington, Ky.

1959

E—Bill Carpenter, Army, 6-2, 210, Springfield, Pa.; E—
Monty Stickles, Notre Dame, 6-4, 225, Poughkeepsie,
N.Y.; T—*Dan Lanphear, Wisconsin, 6-2, 214, Madison,
Wis.; T—Don Floyd, TCU, 6-3, 215, Midlothian, Texas;
G—*Roger Davis, Syracuse, 6-2, 228, Solon, Ohio; G—
Bill Burrell, Illinois, 6-0, 210, Chebanse, Ill.; C—Maxie
Baughan, Georgia Tech, 6-1, 212, Bessemer, Ala.; B—
Richie Lucas, Penn St., 6-1, 185, Glassport, Pa.; B—Billy
Cannon, LSU, 6-1, 208, Baton Rouge, La.; B—Charlie
Flowers, Mississippi, 6-0, 198, Marianna, Ark.; B—Ron
Burton, Northwestern, 5-9, 185, Springfield, Ohio.

1960

E—*Mike Ditka, Pittsburgh, 6-3, 215, Aliquippa, Pa.; E—
*Danny LaRose, Missouri, 6-4, 220, Crystal City, Mo.;
T—*Bob Lilly, TCU, 6-5, 250, Throckmorton, Texas; T—
Ken Rice, Auburn, 6-3, 250, Bainbridge, Ga.; G—*Tom
Brown, Minnesota, 6-0, 225, Minneapolis, Minn.; G—
Joe Romig, Colorado, 5-10, 197, Lakewood, Colo.; C—
E.J. Holub, Texas Tech, 6-4, 215, Lubbock, Texas; B—
*Jake Gibbs, Mississippi, 6-0, 185, Grenada, Miss.; B—
*Joe Bellino, Navy, 5-9, 181, Winchester, Mass.; B—
*Bob Ferguson, Ohio St., 6-0, 217, Troy, Ohio; B—Ernie
Davis, Syracuse, 6-2, 205, Elmira, N.Y.

1961

E—Gary Collins, Maryland, 6-3, 205, Williamstown, Pa.;
E—Bill Miller, Miami (Fla.), 6-0, 188, McKeesport, Pa.;
T—*Billy Neighbors, Alabama, 5-11, 229, Tuscaloosa,
Ala.; T—Merlin Olsen, Utah St., 6-5, 265, Logan, Utah;
G—*Roy Winston, LSU, 6-1, 225, Baton Rouge, La.; G—
Joe Romig, Colorado, 5-10, 199, Lakewood, Colo.; C—
Alex Kroll, Rutgers, 6-2, 228, Leechburg, Pa.; B—*Ernie
Davis, Syracuse, 6-2, 210, Elmira, N.Y.; B—*Bob
Ferguson, Ohio St., 6-0, 217, Troy, Ohio; B—*Jimmy
Saxton, Texas, 5-11, 160, Palestine, Texas; B—Sandy
Stephens, Minnesota, 6-0, 215, Uniontown, Pa.

1962

E—Hal Bedsole, Southern California, 6-5, 225,
Northridge, Calif.; E—Pat Richter, Wisconsin, 6-5, 229,
Madison, Wis.; T—*Bobby Bell, Minnesota, 6-4, 214,
Shelby, N.C.; T—Jim Dunaway, Mississippi, 6-4, 260,
Columbia, Miss.; G—*Johnny Treadwell, Texas, 6-1,
194, Austin, Texas; G—Jack Cvercko, Northwestern, 6-0,
230, Campbell, Ohio; C—*Lee Roy Jordan, Alabama, 6-
2, 207, Monroeville, Ala.; B—*Terry Baker, Oregon St.,
6-3, 191, Portland, Ore.; B—*Jerry Stovall, LSU, 6-2,
195, West Monroe, La.; B—Mel Renfro, Oregon, 5-11,
190, Portland, Ore.; B—George Saines, Michigan St.,
5-10, 186, Canton, Ohio.

1963

E—Vern Burke, Oregon St., 6-4, 195, Bakersfield, Calif.;
E—Lawrence Elkins, Baylor, 6-1, 187, Brownwood,
Texas; T—*Scott Appleton, Texas, 6-3, 235, Brady,
Texas; T—Carl Eller, Minnesota, 6-6, 241, Winston-
Salem, N.C.; G—*Bob Brown, Nebraska, 6-5, 259,
Cleveland, Ohio; G—Rick Redman, Washington, 5-11,
210, Seattle, Wash.; C—*Dick Burkus, Illinois, 6-3, 234,
Chicago, Ill.; B—*Roger Staubach, Navy, 6-2, 190,
Cincinnati, Ohio; B—Sherman Lewis, Michigan St., 5-8,
154, Louisville, Ky.; B—Jim Grisham, Oklahoma, 6-2,
205, Olney, Texas; (tie) B—Gale Sayers, Kansas, 6-0,
196, Omaha, Neb.; Paul Martha, Pittsburgh, 6-1, 180,
Wilkinsburg, Pa.

1964

E—Jack Snow, Notre Dame, 6-2, 210, Long Beach,
Calif.; E—Fred Biletnikoff, Florida St., 6-1, 186, Erie, Pa.;
T—*Larry Kramer, Nebraska, 6-2, 240, Austin, Minn.;
T—Ralph Neely, Oklahoma, 6-5, 243, Farmington,
N.M.; G—Rick Redman, Washington, 5-11, 215, Seattle,
Wash.; G—Glenn Ressler, Penn St., 6-2, 230, Dornsife,
Pa.; C—Dick Burkus, Illinois, 6-3, 237, Chicago, Ill.; B—
John Huarte, Notre Dame, 6-0, 180, Anaheim, Calif.; B—
Gale Sayers, Kansas, 6-0, 194, Omaha, Neb.; B—
Lawrence Elkins, Baylor, 6-1, 187, Brownwood, Texas;
B—Tucker Frederickson, Auburn, 6-2, 210, Hollywood,
Fla.

Beginning in 1965, offense and defense selected.

1965

Offense E—*Howard Twilley, Tulsa, 5-10, 180, Galena
Park, Texas; E—Freeman White, Nebraska, 6-5, 220,

Detroit, Mich.; T—Sam Ball, Kentucky, 6-4, 241,
Henderson, Ky.; T—Glen Ray Hines, Arkansas, 6-5, 235,
El Dorado, Ark.; G—*Dick Arrington, Notre Dame, 5-11,
232, Erie, Pa.; G—Stas Maliszewski, Princeton, 6-1, 215,
Davenport, Iowa; C—Paul Crane, Alabama, 6-2, 188,
Prichard, Ala.; B—*Mike Garrett, Southern California,
5-9, 185, Los Angeles, Calif.; B—*Jim Grabowski,
Illinois, 6-2, 211, Chicago, Ill.; B—Bob Griese, Purdue,
6-1, 185, Evansville, Ind.; B—Donny Anderson, Texas
Tech, 6-3, 210, Stinnett, Texas.

Defense E—Aaron Brown, Minnesota, 6-4, 230, Port
Arthur, Texas; E—Bubba Smith, Michigan St., 6-7, 268,
Beaumont, Texas; T—Walt Barnes, Nebraska, 6-3, 235,
Chicago, Ill.; T—Lloyd Phillips, Arkansas, 6-3, 221,
Longview, Texas; T—Bill Yearby, Michigan, 6-3, 222,
Detroit, Mich.; LB—Carl McAdams, Oklahoma, 6-3, 215,
White Deer, Texas; LB—Tommy Nobis, Texas, 6-2, 230,
San Antonio, Texas; LB—Frank Emanuel, Tennessee, 6-3,
228, Newport News, Va.; B—George Webster,
Michigan St., 6-4, 204, Anderson, S.C.; B—Johnny
Roland, Missouri, 6-2, 198, Corpus Christi, Texas; B—
Nick Rassas, Notre Dame, 6-0, 185, Winnetka, Ill.

1966

Offense E—*Jack Clancy, Michigan, 6-1, 192, Detroit,
Mich.; E—Ray Perkins, Alabama, 6-0, 184, Petal, Miss.;
T—*Cecil Dowdy, Alabama, 6-0, 206, Cherokee, Ala.;
T—Ron Yary, Southern California, 6-6, 265, Bellflower,
Calif.; G—Tom Regner, Notre Dame, 6-1, 245, Kenosha,
Wis.; G—LaVerne Allers, Nebraska, 6-0, 209,
Davenport, Iowa; C—Jim Breland, Georgia Tech, 6-2,
223, Blacksburg, Va.; B—*Steve Spurrier, Florida, 6-2,
203, Johnson City, Tenn.; B—*Nick Eddy, Notre Dame,
6-0, 195, Lafayette, Calif.; B—Mel Farr, UCLA, 6-2, 208,
Beaumont, Texas; B—Clint Jones, Michigan St., 6-0, 206,
Cleveland, Ohio.

Defense E—*Bubba Smith, Michigan St., 6-7, 283,
Beaumont, Texas; E—Alan Page, Notre Dame, 6-5, 238,
Canton, Ohio; T—*Lloyd Phillips, Arkansas, 6-3, 230,
Longview, Texas; T—Tom Greenlee, Washington, 6-0,
195, Seattle, Wash.; MG—Wayne Meylan, Nebraska,
6-0, 239, Bay City, Mich.; MG—John LaGrone, SMU, 5-
10, 232, Borger, Texas; LB—*Jim Lynch, Notre Dame, 6-
1, 225, Lima, Ohio; LB—Paul Naumoff, Tennessee, 6-1,
209, Columbus, Ohio; B—*George Webster, Michigan
St., 6-4, 218, Anderson, S.C.; B—Tom Beier, Miami
(Fla.), 5-11, 197, Fremont, Ohio; B—Nate Shaw,
Southern California, 6-2, 205, San Diego, Calif.

1967

Offense E—Dennis Homan, Alabama, 6-0, 182, Muscle
Shoals, Ala.; E—Ron Sellers, Florida St., 6-4, 187,
Jacksonville, Fla.; T—*Ron Yary, Southern California, 6-6,
245, Bellflower, Calif.; T—Ed Chandler, Georgia, 6-2,
222, Cedartown, Ga.; G—Harry Olszewski, Clemson,
5-11, 237, Baltimore, Md.; G—Rich Stotter, Houston,
5-11, 225, Shaker Heights, Ohio; C—*Bob Johnson,
Tennessee, 6-4, 232, Cleveland, Tenn.; B—Gary Beban,
UCLA, 6-0, 191, Redwood City, Calif.; B—*Leroy Keyes,
Purdue, 6-3, 199, Newport News, Va.; B—*O.J.
Simpson, Southern California, 6-2, 205, San Francisco,
Calif.; B—*Larry Csonka, Syracuse, 6-3, 230, Stow,
Ohio.

Defense E—*Ted Hendricks, Miami (Fla.), 6-8, 222,
Miami Springs, Fla.; E—Tim Rossovich, Southern
California, 6-5, 235, Mountain View, Calif.; T—Dennis
Byrd, North Carolina St., 6-4, 250, Lincolnton, N.C.;
MG—*Granville Liggins, Oklahoma, 5-11, 216, Tulsa,
Okla.; MG—Wayne Meylan, Nebraska, 6-0, 231, Bay
City, Mich.; LB—Adrian Young, Southern California, 6-1,
210, La Puente, Calif.; LB—Don Manning, UCLA, 6-2,
204, Culver City, Calif.; B—Tom Schoen, Notre Dame, 5-
11, 178, Euclid, Ohio; B—Frank Loria, Virginia Tech, 5-
9, 174, Clarkburg, W.Va.; B—Bobby Johns, Alabama,
6-1, 180, Birmingham, Ala.; B—Dick Anderson,
Colorado, 6-2, 204, Boulder, Colo.

1968

Offense E—*Ted Kwalick, Penn St., 6-4, 230, McKees
Rocks, Pa.; E—Jerry LeVias, SMU, 5-10, 170, Beaumont,
Texas; T—*Dave Foley, Ohio St., 6-5, 246, Cincinnati,
Ohio; T—George Zuz, Notre Dame, 6-5, 240, Arcadia,
Calif.; G—*Charles Rosenfelder, Tennessee, 6-1, 220,
Humboldt, Tenn.; (tie) G—Jim Barnes, Arkansas, 6-4,
227, Pine Bluff, Ark.; Mike Montler, Colorado, 6-4, 235,
Columbus, Ohio; C—*John Didion, Oregon St., 6-4,
242, Woodland, Calif.; B—*O.J. Simpson, Southern
California, 6-2, 205, San Francisco, Calif.; B—*Leroy
Keyes, Purdue, 6-3, 205, Newport News, Va.; B—Terry
Hanratty, Notre Dame, 6-1, 200, Butler, Pa.; B—Chris
Gilbert, Texas, 5-11, 176, Spring, Texas.

Defense E—*Ted Hendricks, Miami (Fla.), 6-8, 222,
Miami Springs, Fla.; E—John Zook, Kansas, 6-4, 230,
Larned, Kan.; T—Bill Stanfill, Georgia, 6-5, 245, Cairo,
Ga.; T—Joe Greene, North Texas, 6-4, 274, Temple,
Texas; MG—Ed White, California, 6-3, 245, Palm Desert,
Calif.; MG—Chuck Kyle, Purdue, 6-1, 225, Fort Thomas,
Ky.; LB—Steve Kiner, Tennessee, 6-1, 205, Tampa, Fla.;
LB—Dennis Onkotz, Penn St., 6-2, 205, Northampton,
Pa.; B—Jake Scott, Georgia, 6-1, 188, Arlington, Va.;
B—Roger Wehrli, Missouri, 6-0, 184, King City, Mo.; B—
Al Worley, Washington, 6-0, 175, Wenatchee, Wash.

1969

Offense E—Jim Mandich, Michigan, 6-3, 222, Solon,
Ohio; (tie) E—Walker Gillette, Richmond, 6-5, 200,
Capron, Va.; Carlos Alvarez, Florida, 5-11, 180, Miami,
Fla.; T—Bob McKay, Texas, 6-6, 245, Crane, Texas; T—
John Ward, Oklahoma St., 6-5, 248, Tulsa, Okla.; G—
Chip Kell, Tennessee, 6-0, 255, Decatur, Ga.; G—Bill
Bridges, Houston, 6-2, 230, Carrollton, Texas; C—
Rodney Brand, Arkansas, 6-2, 218, Newport, Ark.; B—
*Mike Phipps, Purdue, 6-3, 206, Columbus, Ind.; B—
*Steve Owens, Oklahoma, 6-2, 215, Miami, Okla.; B—
Jim Otis, Ohio St., 6-0, 214, Celina, Ohio; B—Bob
Anderson, Colorado, 6-0, 208, Boulder, Colo.

Defense E—Jim Gunn, Southern California, 6-1, 210,
San Diego, Calif.; E—Phil Olsen, Utah St., 6-5, 255,
Logan, Utah; T—*Mike Reid, Penn St., 6-3, 240, Altoona,
Pa.; T—*Mike McCoy, Notre Dame, 6-5, 274, Erie, Pa.;
MG—Jim Stillwagon, Ohio St., 6-0, 216, Mount Vernon,
Ohio; LB—*Steve Kiner, Tennessee, 6-1, 215, Tampa,
Fla.; LB—Dennis Onkotz, Penn St., 6-2, 212,
Northampton, Pa.; LB—Mike Ballou, UCLA, 6-3, 230, Los
Angeles, Calif.; B—Jack Tatum, Ohio St., 6-0, 204,
Passaic, N.J.; B—Buddy McClinton, Auburn, 5-11, 190,
Montgomery, Ala.; B—Tom Curtis, Michigan, 6-1, 190,
Aurora, Ohio.

1970

Offense E—Tom Gatewood, Notre Dame, 6-2, 208,
Baltimore, Md.; E—Ernie Jennings, Air Force, 6-0, 172,
Kansas City, Mo.; E—Elmo Wright, Houston, 6-0, 195,
Brazoria, Texas; T—Dan Dierdorf, Michigan, 6-4, 250,
Canton, Ohio; (tie) T—Bobby Wuensch, Texas, 6-3, 230,
Houston, Texas; Bob Newton, Nebraska, 6-4, 248,
LaMirada, Calif.; G—*Chip Kell, Tennessee, 6-0, 240,
Decatur, Ga.; G—Larry DiNardo, Notre Dame, 6-1, 235,
New York, N.Y.; C—Don Poppewell, Colorado, 6-2,
240, Raytown, Mo.; QB—Jim Plunkett, Stanford, 6-3,
204, San Jose, Calif.; RB—Steve Worster, Texas, 6-0,
210, Bridge City, Texas; RB—Don McCauley, North
Carolina, 6-0, 211, Garden City, N.Y.

Defense E—Bill Atessis, Texas, 6-3, 255, Houston,
Texas; E—Charlie Weaver, Southern California, 6-2,
214, Richmond, Calif.; T—Rock Perdoni, Georgia Tech,
5-11, 236, Wellesley, Mass.; T—Dick Bumpas, Arkansas,
6-1, 225, Fort Smith, Ark.; MG—*Jim Stillwagon, Ohio
St., 6-0, 220, Mount Vernon, Ohio; LB—Jack Ham, Penn
St., 6-3, 212, Johnstown, Pa.; LB—Mike Anderson, LSU,
6-3, 225, Baton Rouge, La.; B—*Jack Tatum, Ohio St., 6-
0, 208, Passaic, N.J.; B—Larry Willingham, Auburn, 6-1,
185, Birmingham, Ala.; B—Dave Elmendorf, Texas A&M,
6-1, 190, Houston, Texas; B—Tommy Casanova, LSU,
6-1, 191, Crowley, La.

1971

Offense E—*Terry Beasley, Auburn, 5-11, 184,
Montgomery, Ala.; E—Johnny Rodgers, Nebraska, 5-10,
171, Omaha, Neb.; T—*Jerry Sisemore, Texas, 6-4,
255, Plainview, Texas; T—Dave Joyner, Penn St., 6-0,
235, State College, Pa.; G—*Royce Smith, Georgia, 6-3,
240, Savannah, Ga.; G—Reggie McKenzie, Michigan,
6-4, 232, Highland Park, Mich.; C—Tom Branahney,
Oklahoma, 6-2, 231, Midland, Texas; QB—*Pat
Sullivan, Auburn, 6-0, 191, Birmingham, Ala.; RB—*Ed
Marinaro, Cornell, 6-3, 210, New Milford, N.J.; RB—
*Greg Pruitt, Oklahoma, 5-9, 176, Houston, Texas; RB—
Johnny Musso, Alabama, 5-11, 194, Birmingham, Ala.

Defense E—*Walt Patulski, Notre Dame, 6-5, 235,
Liverpool, N.Y.; E—Willie Harper, Nebraska, 6-3, 207,
Toledo, Ohio; T—Larry Jacobson, Nebraska, 6-6, 250,
Sioux Falls, S.D.; T—Mel Long, Toledo, 6-1, 230, Toledo,
Ohio; T—Sherman White, California, 6-5, 250,
Portsmouth, N.H.; LB—*Mike Taylor, Michigan, 6-2, 224,
Detroit, Mich.; LB—Jeff Siemon, Stanford, 6-2, 225,
Bakersfield, Calif.; B—*Bobby Majors, Tennessee, 6-1,
197, Sewanee, Tenn.; B—Clarence Ellis, Notre Dame,
6-0, 178, Grand Rapids, Mich.; B—Ernie Jackson, Duke,
5-10, 170, Hopkins, S.C.; B—Tommy Casanova, LSU,
6-2, 195, Crowley, La.

1972

Offense WR—*Johnny Rodgers, Nebraska, 5-9, 173, Omaha, Neb.; TE—*Charles Young, Southern California, 6-4, 228, Fresno, Calif.; T—*Jerry Sisemore, Texas, 6-4, 260, Plainview, Texas; T—Paul Seymour, Michigan, 6-5, 250, Berkley, Mich.; G—*John Hannah, Alabama, 6-3, 282, Albertville, Ala.; G—Ron Rusnak, North Carolina, 6-1, 223, Prince George, Va.; C—Tom Brahaney, Oklahoma, 6-2, 227, Midland, Texas; QB—Bert Jones, LSU, 6-3, 205, Ruston, La.; RB—*Greg Pruitt, Oklahoma, 5-9, 177, Houston, Texas; RB—Otis Armstrong, Purdue, 5-11, 197, Chicago, Ill.; RB—Woody Green, Arizona St., 6-1, 190, Portland, Ore.

Defense E—Willie Harper, Nebraska, 6-2, 207, Toledo, Ohio; E—Bruce Bannon, Penn St., 6-3, 224, Rockaway, N.J.; T—*Greg Marx, Notre Dame, 6-5, 265, Redford, Mich.; T—Dave Butz, Purdue, 6-7, 279, Park Ridge, Ill.; MG—*Rich Glover, Nebraska, 6-1, 234, Jersey City, N.J.; LB—Randy Gradishar, Ohio St., 6-3, 232, Champion, Ohio; LB—John Skorupan, Penn St., 6-2, 208, Beaver, Pa.; B—*Brad VanPelt, Michigan St., 6-5, 221, Owosso, Mich.; B—Cullen Bryant, Colorado, 6-2, 215, Colorado Springs, Colo.; B—Robert Popelka, SMU, 6-1, 190, Temple, Texas; B—Randy Logan, Michigan, 6-2, 192, Detroit, Mich.

1973

Offense WR—Lynn Swann, Southern California, 6-0, 180, Foster City, Calif.; TE—Dave Casper, Notre Dame, 6-3, 252, Chilton, Wis.; T—*John Hicks, Ohio St., 6-3, 258, Cleveland, Ohio; T—Booker Brown, Southern California, 6-3, 270, Santa Barbara, Calif.; G—Buddy Brown, Alabama, 6-2, 242, Tallahassee, Fla.; G—Bill Yost, North Carolina St., 6-0, 235, Pittsburgh, Pa.; C—Bill Wyman, Texas, 6-2, 235, Spring, Texas; QB—Dave Jaynes, Kansas, 6-2, 212, Bonner Springs, Kan.; RB—*John Cappelletti, Penn St., 6-1, 206, Upper Darby, Pa.; RB—Roosevelt Leaks, Texas, 5-11, 209, Brenham, Texas; RB—Woody Green, Arizona St., 6-1, 202, Portland, Ore.; RB—Kermit Johnson, UCLA, 6-0, 185, Los Angeles, Calif.

Defense L—*John Dutton, Nebraska, 6-7, 248, Rapid City, S.D.; L—Dave Gallagher, Michigan, 6-4, 245, Piqua, Ohio; L—*Lucious Selmon, Oklahoma, 5-11, 236, Eufaula, Okla.; L—Tony Cristiani, Miami (Fla.), 5-10, 215, Brandon, Fla.; LB—*Randy Gradishar, Ohio St., 6-3, 236, Champion, Ohio; LB—Rod Shoate, Oklahoma, 6-1, 214, Spiro, Okla.; LB—Richard Wood, Southern California, 6-2, 217, Elizabeth, N.J.; B—Mike Townsend, Notre Dame, 6-3, 183, Hamilton, Ohio; B—Artimus Parker, Southern California, 6-3, 215, Sacramento, Calif.; B—Dave Brown, Michigan, 6-1, 188, Akron, Ohio; B—Randy Rhino, Georgia Tech, 5-10, 179, Charlotte, N.C.

1974

Offense WR—Pete Demmerle, Notre Dame, 6-1, 190, New Canaan, Conn.; TE—Bennie Cunningham, Clemson, 6-5, 252, Seneca, S.C.; T—Kurt Schumacher, Ohio St., 6-4, 250, Lorain, Ohio; T—Marvin Crenshaw, Nebraska, 6-6, 240, Toledo, Ohio; G—Ken Huff, North Carolina, 6-4, 261, Coronado, Calif.; G—John Roush, Oklahoma, 6-0, 252, Arvada, Colo.; G—Gerry DiNardo, Notre Dame, 6-1, 237, New York, N.Y.; C—Steve Myers, Ohio St., 6-2, 244, Kent, Ohio; QB—Steve Bartkowski, California, 6-4, 215, Santa Clara, Calif.; RB—*Archie Griffin, Ohio St., 5-9, 184, Columbus, Ohio; RB—*Joe Washington, Oklahoma, 5-10, 178, Port Arthur, Texas; RB—*Anthony Davis, Southern California, 5-9, 183, San Fernando, Calif.

Defense L—*Randy White, Maryland, 6-4, 238, Wilmington, Del.; L—Mike Hartenstine, Penn St., 6-4, 233, Bethlehem, Pa.; L—Pat Donovan, Stanford, 6-5, 240, Helena, Mont.; L—Jimmy Webb, Mississippi St., 6-5, 245, Florence, Miss.; L—Leroy Cook, Alabama, 6-4, 205, Abbeville, Ala.; MG—Louie Kelcher, SMU, 6-5, 275, Beaumont, Texas; MG—Rubin Carter, Miami (Fla.), 6-3, 260, Fort Lauderdale, Fla.; LB—*Rod Shoate, Oklahoma, 6-1, 213, Spiro, Okla.; LB—Richard Wood, Southern California, 6-2, 213, Elizabeth, N.J.; LB—Ken Bernich, Auburn, 6-2, 240, Gretna, La.; LB—Woodrow Lowe, Alabama, 6-0, 211, Phenix City, Ala.; B—*Dave Brown, Michigan, 6-1, 188, Akron, Ohio; B—Pat Thomas, Texas A&M, 5-9, 180, Plano, Texas; B—John Provost, Holy Cross, 5-10, 180, Quincy, Mass.

1975

Offense E—Steve Rivera, California, 6-0, 185, Wilmington, Calif.; E—Larry Seivers, Tennessee, 6-4, 198, Clinton, Tenn.; T—Bob Simmons, Texas, 6-5, 245, Temple, Texas; T—Dennis Lick, Wisconsin, 6-3, 262,

Chicago, Ill.; G—Randy Johnson, Georgia, 6-2, 250, Rome, Ga.; G—Ted Smith, Ohio St., 6-1, 242, Gibsonburg, Ohio; C—*Rik Bonness, Nebraska, 6-4, 223, Bellevue, Neb.; QB—John Scarra, UCLA, 5-10, 178, Alhambra, Calif.; RB—*Archie Griffin, Ohio St., 5-9, 182, Columbus, Ohio; RB—*Ricky Bell, Southern California, 6-2, 215, Los Angeles, Calif.; RB—Chuck Muncie, California, 6-3, 220, Uniontown, Pa.

Defense E—*Leroy Cook, Alabama, 6-4, 205, Abbeville, Ala.; E—Jimbo Elrod, Oklahoma, 6-0, 210, Tulsa, Okla.; T—*Lee Roy Selmon, Oklahoma, 6-2, 256, Eufaula, Okla.; T—*Steve Niehaus, Notre Dame, 6-5, 260, Cincinnati, Ohio; MG—Dewey Selmon, Oklahoma, 6-1, 257, Eufaula, Okla.; LB—*Ed Simonini, Texas A&M, 6-0, 215, Las Vegas, Nev.; LB—Greg Buttle, Penn St., 6-3, 220, Linwood, N.J.; LB—Sammy Green, Florida, 6-2, 228, Fort Meade, Fla.; B—*Chet Moeller, Navy, 6-0, 189, Kettering, Ohio; B—Tim Fox, Ohio St., 6-0, 186, Canton, Ohio; B—Pat Thomas, Texas A&M, 5-10, 180, Plano, Texas.

1976

Offense SE—Larry Seivers, Tennessee, 6-4, 200, Clinton, Tenn.; TE—Ken MacAfee, Notre Dame, 6-4, 251, Brockton, Mass.; T—Mike Vaughan, Oklahoma, 6-5, 275, Ada, Okla.; T—Chris Ward, Ohio St., 6-4, 274, Dayton, Ohio; G—Joel Parrish, Georgia, 6-3, 232, Douglas, Ga.; G—Mark Donahue, Michigan, 6-3, 245, Oak Lawn, Ill.; C—Derrel Gofourth, Oklahoma St., 6-2, 250, Parsons, Kan.; QB—Tommy Kramer, Rice, 6-2, 190, San Antonio, Texas; RB—*Tony Dorsett, Pittsburgh, 5-11, 192, Aliquippa, Pa.; RB—*Ricky Bell, Southern California, 6-2, 218, Los Angeles, Calif.; RB—Rob Lytle, Michigan, 6-1, 195, Fremont, Ohio; PK—Tony Franklin, Texas A&M, 5-10, 170, Fort Worth, Texas.

Defense E—*Ross Browner, Notre Dame, 6-3, 248, Warren, Ohio; E—Bob Brudzinski, Ohio St., 6-4, 228, Fremont, Ohio; T—Wilson Whitley, Houston, 6-3, 268, Brenham, Texas; T—Gary Jeter, Southern California, 6-5, 255, Cleveland, Ohio; T—Joe Campbell, Maryland, 6-6, 255, Wilmington, Del.; MG—Al Romano, Pittsburgh, 6-3, 230, Solvay, N.Y.; LB—*Robert Jackson, Texas A&M, 6-2, 228, Houston, Texas; LB—Jerry Robinson, UCLA, 6-3, 208, Santa Rosa, Calif.; B—*Bill Armstrong, Wake Forest, 6-4, 205, Randolph, N.J.; B—Gary Green, Baylor, 5-11, 182, San Antonio, Texas; B—Dennis Thurman, Southern California, 5-11, 170, Santa Monica, Calif.; B—Dave Butterfield, Nebraska, 5-10, 182, Kersey, Colo.

1977

Offense WR—John Jefferson, Arizona St., 6-1, 184, Dallas, Texas; WR—Ozzie Newsome, Alabama, 6-4, 210, Leighton, Ala.; TE—*Ken MacAfee, Notre Dame, 6-4, 250, Brockton, Mass.; T—*Chris Ward, Ohio St., 6-4, 272, Dayton, Ohio; T—Dan Irons, Texas Tech, 6-7, 260, Lubbock, Texas; G—*Mark Donahue, Michigan, 6-3, 245, Oak Lawn, Ill.; G—Leotis Harris, Arkansas, 6-1, 254, Little Rock, Ark.; T—Tom Brzozka, Pittsburgh, 6-3, 240, New Castle, Pa.; QB—Guy Benjamin, Stanford, 6-4, 202, Sepulveda, Calif.; RB—*Earl Campbell, Texas, 6-1, 220, Tyler, Texas; RB—*Terry Miller, Oklahoma St., 6-0, 196, Colorado Springs, Colo.; RB—Charles Alexander, LSU, 6-1, 215, Galveston, Texas; K—Steve Little, Arkansas, 6-0, 179, Overland Park, Kan.

Defense L—*Ross Browner, Notre Dame, 6-3, 247, Warren, Ohio; L—*Art Still, Kentucky, 6-8, 247, Camden, N.J.; L—*Brad Shearer, Texas, 6-4, 255, Austin, Texas; L—Randy Holloway, Pittsburgh, 6-6, 228, Sharon, Pa.; L—Dee Hardison, North Carolina, 6-4, 252, Newton Grove, N.C.; LB—*Jerry Robinson, UCLA, 6-3, 208, Santa Rosa, Calif.; LB—Tom Cousineau, Ohio St., 6-3, 228, Fairview Park, Ohio; LB—Gary Spani, Kansas St., 6-2, 222, Manhattan, Kan.; B—*Dennis Thurman, Southern California, 5-11, 173, Santa Monica, Calif.; B—*Zac Henderson, Oklahoma, 6-1, 184, Burkburnett, Texas; B—Luther Bradley, Notre Dame, 6-2, 204, Muncie, Ind.; B—Bob Jury, Pittsburgh, 6-0, 190, Library, Pa.

1978

Offense WR—Emanuel Tolbert, SMU, 5-10, 180, Little Rock, Ark.; TE—Kellen Winslow, Missouri, 6-6, 235, East St. Louis, Ill.; T—*Keith Dorney, Penn St., 6-5, 277, Allentown, Pa.; T—Kelvin Clark, Nebraska, 6-4, 275, Odessa, Texas; G—*Pat Howell, Southern California, 6-6, 255, Fresno, Calif.; G—*Greg Roberts, Oklahoma, 6-3, 238, Nacogdoches, Texas; C—Dave Huffman, Notre Dame, 6-5, 245, Dallas, Texas; C—Jim Ritcher, North Carolina St., 6-3, 242, Hincley, Ohio; QB—*Chuck Fusina, Penn St., 6-1, 195, McKees Rocks, Pa.; RB—*Billy

Sims, Oklahoma, 6-0, 205, Hooks, Texas; RB—*Charles White, Southern California, 5-11, 183, San Fernando, Calif.; RB—Ted Brown, North Carolina St., 5-10, 195, High Point, N.C.; RB—Charles Alexander, LSU, 6-1, 214, Galveston, Texas.

Defense L—*Al Harris, Arizona St., 6-5, 240, Wheeler AFB, Hawaii; L—*Bruce Clark, Penn St., 6-3, 246, New Castle, Pa.; L—Hugh Green, Pittsburgh, 6-2, 215, Natchez, Miss.; L—Mike Bell, Colorado St., 6-5, 265, Wichita, Kan.; L—Marty Lyons, Alabama, 6-6, 250, St. Petersburg, Fla.; LB—*Bob Golic, Notre Dame, 6-3, 244, Willowick, Ohio; LB—*Jerry Robinson, UCLA, 6-3, 209, Santa Rosa, Calif.; LB—Tom Cousineau, Ohio St., 6-3, 227, Fairview Park, Ohio; B—*Johnnie Johnson, Texas, 6-2, 183, LaGrange, Texas; B—Kenny Easley, UCLA, 6-2, 202, Chesapeake, Va.; B—Jeff Nixon, Richmond, 6-4, 195, Glendale, Ariz.

1979

Offense WR—Ken Margerum, Stanford, 6-1, 175, Fountain Valley, Calif.; TE—*Junior Miller, Nebraska, 6-4, 222, Midland, Texas; T—*Greg Kolenda, Arkansas, 6-1, 258, Kansas City, Kan.; T—Jim Bunch, Alabama, 6-2, 240, Mechanicsville, Va.; G—*Brad Budde, Southern California, 6-5, 233, Kansas City, Mo.; G—Ken Fritz, Ohio St., 6-3, 238, Ironton, Ohio; C—*Jim Ritcher, North Carolina St., 6-3, 245, Hincley, Ohio; QB—*Marc Wilson, Brigham Young, 6-5, 204, Seattle, Wash.; RB—*Charles White, Southern California, 6-0, 185, San Fernando, Calif.; RB—*Billy Sims, Oklahoma, 6-0, 205, Hooks, Texas; RB—Vagas Ferguson, Notre Dame, 6-1, 194, Richmond, Ind.; PK—Dale Castro, Maryland, 6-1, 170, Shady Side, Md.

Defense L—*Hugh Green, Pittsburgh, 6-2, 220, Natchez, Miss.; L—*Steve McMichael, Texas, 6-2, 250, Freer, Texas; L—Bruce Clark, Penn St., 6-3, 255, New Castle, Pa.; L—Jim Stuckey, Clemson, 6-5, 241, Cayce, S.C.; MG—Ron Simmons, Florida St., 6-1, 235, Warner Robins, Ga.; LB—*George Cumby, Oklahoma, 6-0, 205, Tyler, Texas; LB—Ron Simpkins, Michigan, 6-2, 220, Detroit, Mich.; LB—Mike Singletary, Baylor, 6-1, 224, Houston, Texas; B—*Kenny Easley, UCLA, 6-3, 204, Chesapeake, Va.; B—*Johnnie Johnson, Texas, 6-2, 190, LaGrange, Texas; B—Roland James, Tennessee, 6-2, 182, Jamestown, Ohio; P—Jim Miller, Mississippi, 5-11, 183, Ripley, Miss.

1980

Offense WR—*Ken Margerum, Stanford, 6-1, 175, Fountain Valley, Calif.; TE—*Dave Young, Purdue, 6-6, 242, Akron, Ohio; L—*Mark May, Pittsburgh, 6-6, 282, Oneonta, N.Y.; L—Keith Van Horne, Southern California, 6-7, 265, Fullerton, Calif.; L—Nick Eyre, Brigham Young, 6-5, 276, Las Vegas, Nev.; L—Louis Oubre, Oklahoma, 6-4, 262, New Orleans, La.; L—Randy Schlessener, Nebraska, 6-7, 242, Rapid City, S.D.; C—*John Scully, Notre Dame, 6-5, 255, Huntington, N.Y.; QB—*Mark Herrmann, Purdue, 6-4, 187, Carmel, Ind.; RB—*George Rogers, South Carolina, 6-2, 220, Duluth, Ga.; RB—*Herschel Walker, Georgia, 6-2, 220, Wrightsville, Ga.; RB—Jarvis Redwine, Nebraska, 5-11, 204, Inglewood, Calif.

Defense L—*Hugh Green, Pittsburgh, 6-2, 222, Natchez, Miss.; L—*E.J. Junior, Alabama, 6-3, 227, Nashville, Tenn.; L—Kenneth Sims, Texas, 6-6, 265, Groesbeck, Texas; L—Leonard Mitchell, Houston, 6-7, 270, Houston, Texas; MG—Ron Simmons, Florida St., 6-1, 230, Warner Robins, Ga.; LB—*Mike Singletary, Baylor, 6-1, 232, Houston, Texas; LB—*Lawrence Taylor, North Carolina, 6-3, 237, Williamsburg, Va.; LB—David Little, Florida, 6-1, 228, Miami, Fla.; LB—Bob Crible, Notre Dame, 6-3, 222, Cincinnati, Ohio; B—*Kenny Easley, UCLA, 6-3, 206, Chesapeake, Va.; B—*Ronnie Lott, Southern California, 6-2, 200, Rialto, Calif.; B—John Simmons, SMU, 5-11, 188, Little Rock, Ark.

1981

Offense WR—*Anthony Carter, Michigan, 5-11, 161, Riviera Beach, Fla.; TE—*Tim Wrightman, UCLA, 6-3, 237, San Pedro, Calif.; L—*Sean Farrell, Penn St., 6-3, 266, Westhampton Beach, N.Y.; L—Roy Foster, Southern California, 6-4, 265, Overland Park, Kan.; L—Terry Crouch, Oklahoma, 6-1, 275, Dallas, Texas; L—Ed Muransky, Michigan, 6-7, 275, Youngstown, Ohio; L—Terry Tausch, Texas, 6-4, 265, New Braunfels, Texas; L—Kurt Becker, Michigan, 6-6, 260, Aurora, Ill.; C—*Dave Rimmington, Nebraska, 6-3, 275, Omaha, Neb.; QB—*Jim McMahon, Brigham Young, 6-0, 185, Roy, Utah; RB—*Marcus Allen, Southern California, 6-2, 202, San Diego, Calif.; RB—*Herschel Walker, Georgia, 6-2, 222, Wrightsville, Ga.

Defense L—*Billy Ray Smith, Arkansas, 6-4, 228, Plano, Texas; L—*Kenneth Sims, Texas, 6-6, 265, Groesbeck, Texas; L—*Andrie Tippett, Iowa, 6-4, 235, Newark, N.J.; L—*Tim Krumrie, Wisconsin, 6-3, 237, Mondovi, Wis.; LB—Bob Crable, Notre Dame, 6-3, 225, Cincinnati, Ohio; LB—Jeff Davis, Clemson, 6-0, 223, Greensboro, N.C.; LB—Sal Sunseri, Pittsburgh, 6-0, 220, Pittsburgh, Pa.; DB—Tommy Wilcox, Alabama, 5-11, 187, Harahan, La.; DB—Mike Richardson, Arizona St., 6-1, 192, Compton, Calif.; DB—Terry Kinard, Clemson, 6-1, 183, Sumter, S.C.; DB—Fred Marion, Miami (Fla.), 6-3, 194, Gainesville, Fla.; P—Reggie Roby, Iowa, 6-3, 215, Waterloo, Iowa.

1982

Offense WR—*Anthony Carter, Michigan, 5-11, 161, Riviera Beach, Fla.; TE—*Gordon Hudson, Brigham Young, 6-4, 224, Salt Lake City, Utah; L—*Don Mosebar, Southern California, 6-7, 270, Visalia, Calif.; L—*Steve Korte, Arkansas, 6-2, 270, Littleton, Colo.; L—Jimbo Covert, Pittsburgh, 6-5, 279, Conway, Pa.; L—Bruce Matthews, Southern California, 6-5, 265, Arcadia, Calif.; C—*Dave Rimmington, Nebraska, 6-3, 290, Omaha, Neb.; QB—*John Elway, Stanford, 6-4, 202, Northridge, Calif.; RB—*Herschel Walker, Georgia, 6-2, 222, Wrightsville, Ga.; RB—*Eric Dickerson, SMU, 6-2, 215, Sealy, Texas; RB—Mike Rozier, Nebraska, 5-11, 210, Camden, N.J.; PK—*Chuck Nelson, Washington, 5-11, 178, Everett, Wash.

Defense L—*Billy Ray Smith, Arkansas, 6-3, 228, Plano, Texas; L—Vernon Maxwell, Arizona St., 6-2, 225, Carson, Calif.; L—Mike Pitts, Alabama, 6-5, 255, Baltimore, Md.; L—Wilber Marshall, Florida, 6-1, 230, Titusville, Fla.; L—Gabriel Rivera, Texas Tech, 6-3, 270, San Antonio, Texas; L—Rick Bryan, Oklahoma, 6-4, 260, Coweta, Okla.; MG—George Achica, Southern California, 6-5, 260, San Jose, Calif.; LB—*Darryl Talley, West Virginia, 6-4, 210, East Cleveland, Ohio; LB—Ricky Hunley, Arizona, 6-1, 230, Petersburg, Va.; LB—Marcus Marek, Ohio St., 6-2, 224, Masury, Ohio; DB—*Terry Kinard, Clemson, 6-1, 189, Sumter, S.C.; DB—Mike Richardson, Arizona St., 6-0, 190, Compton, Calif.; DB—Terry Hoage, Georgia, 6-3, 196, Huntsville, Texas; P—*Jim Arnold, Vanderbilt, 6-3, 205, Dalton, Ga.

1983

Offense WR—*Irving Fryar, Nebraska, 6-0, 200, Mount Holly, N.J.; TE—*Gordon Hudson, Brigham Young, 6-4, 231, Salt Lake City, Utah; L—*Bill Fralic, Pittsburgh, 6-5, 270, Penn Hills, Pa.; L—Terry Long, East Carolina, 6-0, 280, Columbia, S.C.; L—Dean Steinkuhler, Nebraska, 6-3, 270, Burr, Neb.; L—Doug Dawson, Texas, 6-3, 263, Houston, Texas; C—Tony Slaton, Southern California, 6-4, 260, Merced, Calif.; QB—*Steve Young, Brigham Young, 6-1, 198, Greenwich, Conn.; RB—*Mike Rozier, Nebraska, 5-11, 210, Camden, N.J.; RB—Bo Jackson, Auburn, 6-1, 222, Bessemer, Ala.; RB—Greg Allen, Florida St., 6-0, 200, Milton, Fla.; RB—Napoleon McCallum, Navy, 6-2, 208, Milford, Ohio; PK—Luis Zendejas, Arizona St., 5-9, 186, Chino, Calif.

Defense L—*Rick Bryan, Oklahoma, 6-4, 260, Coweta, Okla.; L—*Reggie White, Tennessee, 6-5, 264, Chattanooga, Tenn.; L—William Perry, Clemson, 6-3, 320, Aiken, S.C.; L—William Fuller, North Carolina, 6-4, 250, Chesapeake, Va.; LB—*Ricky Hunley, Arizona, 6-2, 230, Petersburg, Va.; LB—Wilber Marshall, Florida, 6-1, 230, Titusville, Fla.; LB—Ron Rivera, California, 6-3, 225, Monterey, Calif.; LB—Jeff Leiding, Texas, 6-4, 240, Tulsa, Okla.; DB—*Russell Carter, SMU, 6-3, 193, Ardmore, Pa.; DB—Jerry Gray, Texas, 6-1, 183, Lubbock, Texas; DB—Terry Hoage, Georgia, 6-3, 196, Huntsville, Texas; DB—Don Rogers, UCLA, 6-2, 208, Sacramento, Calif.; P—Jack Weil, Wyoming, 5-11, 171, Northglenn, Colo.

1984

Offense WR—*David Williams, Illinois, 6-3, 195, Los Angeles, Calif.; WR—Eddie Brown, Miami (Fla.), 6-0, 185, Miami, Fla.; TE—Jay Novacek, Wyoming, 6-4, 211, Gothenburg, Neb.; T—*Bill Fralic, Pittsburgh, 6-5, 285, Penn Hills, Pa.; T—Lomas Brown, Florida, 6-5, 277, Miami, Fla.; G—Del Wilkes, South Carolina, 6-3, 255, Columbia, S.C.; G—Jim Lachey, Ohio St., 6-6, 274, St. Henry, Ohio; G—Bill Mayo, Tennessee, 6-3, 280, Dalton, Ga.; C—*Mark Traynowicz, Nebraska, 6-6, 265, Bellevue, Neb.; QB—*Doug Flutie, Boston College, 5-9, 177, Natick, Mass.; RB—*Keith Byars, Ohio St., 6-2, 233, Dayton, Ohio; RB—*Kenneth Davis, TCU, 5-11, 205, Temple, Texas; RB—Rueben Mayes, Washington St., 6-0, 200, North Battleford, Saskatchewan, Canada; PK—Kevin Butler, Georgia, 6-1, 190, Stone Mountain, Ga.

Defense DL—Bruce Smith, Virginia Tech, 6-4, 275, Norfolk, Va.; DL—Tony Degrate, Texas, 6-4, 280, Snyder, Texas; DL—Ron Holmes, Washington, 6-4, 255, Lacey, Wash.; DL—Tony Casillas, Oklahoma, 6-3, 272, Tulsa, Okla.; LB—Gregg Carr, Auburn, 6-2, 215, Birmingham, Ala.; LB—Jack Del Rio, Southern California, 6-4, 235, Hayward, Calif.; LB—Larry Station, Iowa, 5-11, 233, Omaha, Neb.; DB—*Jerry Gray, Texas, 6-1, 183, Lubbock, Texas; DB—Tony Thurman, Boston College, 6-0, 179, Lynn, Mass.; DB—Jeff Sanchez, Georgia, 6-0, 183, Yorba Linda, Calif.; DB—David Fulcher, Arizona St., 6-3, 220, Los Angeles, Calif.; DB—Rod Brown, Oklahoma St., 6-3, 188, Gainesville, Texas; P—*Ricky Anderson, Vanderbilt, 6-2, 190, St. Petersburg, Fla.

1985

Offense WR—*David Williams, Illinois, 6-3, 195, Los Angeles, Calif.; WR—Tim McGee, Tennessee, 5-10, 181, Cleveland, Ohio; TE—Willie Smith, Miami (Fla.), 6-2, 230, Jacksonville, Fla.; L—*Jim Dombrowski, Virginia, 6-5, 290, Williamsville, N.Y.; L—Jeff Bregel, Southern California, 6-4, 280, Granada Hills, Calif.; L—Brian Jozwiak, West Virginia, 6-6, 290, Catonsville, Md.; L—John Rienstra, Temple, 6-4, 280, Colorado Springs, Colo.; L—J.D. Maarleveld, Maryland, 6-5, 300, Rutherford, N.J.; L—Jamie Dukes, Florida St., 6-0, 272, Orlando, Fla.; C—Pete Anderson, Georgia, 6-3, 264, Glen Ridge, N.J.; QB—*Chuck Long, Iowa, 6-4, 213, Wheaton, Ill.; RB—*Bo Jackson, Auburn, 6-1, 222, Bessemer, Ala.; RB—*Lorenzo White, Michigan St., 5-11, 205, Fort Lauderdale, Fla.; RB—Thurman Thomas, Oklahoma St., 5-11, 186, Missouri City, Texas; RB—Reggie Dupard, SMU, 6-0, 201, New Orleans, La.; RB—Napoleon McCallum, Navy, 6-2, 214, Milford, Ohio; PK—*John Lee, UCLA, 5-11, 187, Downey, Calif.

Defense L—*Tim Green, Syracuse, 6-2, 246, Liverpool, N.Y.; L—*Leslie O'Neal, Oklahoma St., 6-3, 245, Little Rock, Ark.; L—Tony Casillas, Oklahoma, 6-3, 280, Tulsa, Okla.; L—Mike Ruth, Boston College, 6-2, 250, Norristown, Pa.; L—Mike Hammerstein, Michigan, 6-4, 240, Wapakoneta, Ohio; LB—*Brian Bosworth, Oklahoma, 6-2, 234, Irving, Texas; LB—*Larry Station, Iowa, 5-11, 227, Omaha, Neb.; LB—Johnny Holland, Texas A&M, 6-2, 219, Hempstead, Texas; DB—David Fulcher, Arizona St., 6-3, 228, Los Angeles, Calif.; DB—Brad Cochran, Michigan, 6-3, 219, Royal Oak, Mich.; DB—Scott Thomas, Air Force, 6-0, 185, San Antonio, Texas; P—Barry Helton, Colorado, 6-3, 195, Simla, Colo.

1986

Offense WR—Cris Carter, Ohio St., 6-3, 194, Middletown, Ohio; TE—*Keith Jackson, Oklahoma, 6-3, 241, Little Rock, Ark.; L—Jeff Bregel, Southern California, 6-4, 280, Granada Hills, Calif.; L—Randy Dixon, Pittsburgh, 6-4, 286, Clewiston, Fla.; L—Danny Villa, Arizona St., 6-5, 284, Nogales, Ariz.; L—John Clay, Missouri, 6-5, 285, St. Louis, Mo.; C—*Ben Tamburello, Auburn, 6-3, 268, Birmingham, Ala.; QB—*Vinny Testaverde, Miami (Fla.), 6-5, 218, Elmont, N.Y.; RB—*Brent Fullwood, Auburn, 5-11, 209, St. Cloud, Fla.; RB—*Paul Palmer, Temple, 5-10, 180, Potomac, Md.; RB—Terrence Flagler, Clemson, 6-1, 200, Ferdinand Beach, Fla.; RB—Brad Muster, Stanford, 6-3, 226, Novato, Calif.; RB—D.J. Dozier, Penn St., 6-1, 204, Virginia Beach, Va.; PK—Jeff Jaeger, Washington, 5-11, 191, Kent, Wash.

Defense L—*Jerome Brown, Miami (Fla.), 6-2, 285, Brooksville, Fla.; L—*Danny Noonan, Nebraska, 6-4, 280, Lincoln, Neb.; L—Tony Woods, Pittsburgh, 6-4, 240, Newark, N.J.; L—Jason Buck, Brigham Young, 6-6, 270, St. Anthony, Idaho; L—Reggie Rogers, Washington, 6-6, 260, Sacramento, Calif.; LB—*Cornelius Bennett, Alabama, 6-4, 235, Birmingham, Ala.; LB—Shane Conlan, Penn St., 6-3, 225, Frewsburg, N.Y.; LB—Brian Bosworth, Oklahoma, 6-2, 240, Irving, Texas; LB—Chris Spielman, Ohio St., 6-2, 227, Massillon, Ohio; DB—*Thomas Everett, Baylor, 5-9, 180, Daingerfield, Texas; DB—Tim McDonald, Southern California, 6-3, 205, Fresno, Calif.; DB—Bennie Blades, Miami (Fla.), 6-0, 207, Fort Lauderdale, Fla.; DB—Rod Woodson, Purdue, 6-0, 195, Fort Wayne, Ind.; DB—Garland Rivers, Michigan, 6-1, 187, Canton, Ohio; P—Barry Helton, Colorado, 6-4, 200, Simla, Colo.

1987

Offense WR—*Tim Brown, Notre Dame, 6-0, 195, Dallas, Texas; WR—Wendell Davis, LSU, 6-0, 186, Shreveport, La.; TE—*Keith Jackson, Oklahoma, 6-3, 248, Little Rock, Ark.; L—*Mark Hutson, Oklahoma, 6-4, 282, Fort Smith, Ark.; L—Dave Cadigan, Southern

California, 6-5, 280, Newport Beach, Calif.; L—John Elliott, Michigan, 6-7, 306, Lake Ronkonkoma, N.Y.; L—Randall McDaniel, Arizona St., 6-5, 261, Avondale, Ariz.; C—*Nacho Albergamo, LSU, 6-2, 257, Marrera, La.; QB—*Don McPherson, Syracuse, 6-0, 182, West Hempstead, N.Y.; RB—Lorenzo White, Michigan St., 5-11, 211, Fort Lauderdale, Fla.; RB—Craig Heyward, Pittsburgh, 6-0, 260, Passaic, N.J.; PK—David Treadwell, Clemson, 6-1, 165, Jacksonville, Fla.

Defense L—*Daniel Stubbs, Miami (Fla.), 6-4, 250, Red Bank, N.J.; L—*Chad Hennings, Air Force, 6-5, 260, Elboron, Iowa; L—Tracy Rucker, Auburn, 6-3, 258, Atlanta, Ga.; L—Ted Gregory, Syracuse, 6-1, 260, East Islip, N.Y.; L—John Roper, Texas A&M, 6-2, 215, Houston, Texas; LB—*Chris Spielman, Ohio St., 6-2, 236, Massillon, Ohio; LB—Aundray Bruce, Auburn, 6-6, 236, Montgomery, Ala.; LB—Dante Jones, Oklahoma, 6-2, 235, Dallas, Texas; DB—*Bennie Blades, Miami (Fla.), 6-0, 215, Fort Lauderdale, Fla.; DB—*Deion Sanders, Florida St., 6-0, 192, Fort Myers, Fla.; DB—Rickey Dixon, Oklahoma, 5-10, 184, Dallas, Texas; DB—Chuck Cecil, Arizona, 6-0, 185, Red Bluff, Calif.; P—*Tom Tupa, Ohio St., 6-5, 215, Brecksville, Ohio.

1988

Offense WR—Jason Phillips, Houston, 5-9, 175, Houston, Texas; WR—Hart Lee Dykes, Oklahoma St., 6-4, 220, Bay City, Texas; TE—*Marv Cook, Iowa, 6-4, 243, West Branch, Iowa; L—*Tony Mandarich, Michigan St., 6-6, 315, Oakville, Ontario, Canada; L—*Anthony Phillips, Oklahoma, 6-3, 286, Tulsa, Okla.; L—Mike Utley, Washington St., 6-6, 302, Seattle, Wash.; L—Mark Stepnoski, Pittsburgh, 6-3, 265, Erie, Pa.; C—Jake Young, Nebraska, 6-5, 260, Midland, Texas; C—John Vitale, Michigan, 6-1, 273, Detroit, Mich.; QB—Steve Walsh, Miami (Fla.), 6-3, 195, St. Paul, Minn.; QB—Troy Aikman, UCLA, 6-4, 217, Henryetta, Okla.; RB—*Barry Sanders, Oklahoma St., 5-8, 197, Wichita, Kan.; RB—Anthony Thompson, Indiana, 6-0, 205, Terre Haute, Ind.; RB—Tim Worley, Georgia, 6-2, 216, Lumberton, N.C.; PK—Kendall Trainor, Arkansas, 6-2, 205, Fredonia, Kan.

Defense L—*Mark Messner, Michigan, 6-3, 244, Hartland, Mich.; L—*Tracy Rucker, Auburn, 6-3, 278, Atlanta, Ga.; L—Wayne Martin, Arkansas, 6-5, 263, Cherry Valley, Ark.; L—Frank Stams, Notre Dame, 6-4, 237, Akron, Ohio; L—Bill Hawkins, Miami (Fla.), 6-6, 260, Hollywood, Fla.; LB—*Derrick Thomas, Alabama, 6-4, 230, Miami, Fla.; LB—*Broderick Thomas, Nebraska, 6-3, 235, Houston, Texas; LB—Michael Stonebreaker, Notre Dame, 6-1, 228, River Ridge, La.; DB—*Deion Sanders, Florida St., 6-0, 195, Fort Myers, Fla.; DB—Donnell Woolford, Clemson, 5-10, 195, Fayetteville, N.C.; DB—Louis Oliver, Florida, 6-2, 222, Bell Glade, Fla.; DB—Darryl Henley, UCLA, 5-10, 165, Ontario, Calif.; P—Keith English, Colorado, 6-3, 215, Greeley, Colo.

1989

Offense WR—*Clarkston Hines, Duke, 6-1, 170, Chapel Hill, N.C.; WR—Terance Mathis, New Mexico, 5-9, 167, Stone Mountain, Ga.; TE—Mike Busch, Iowa St., 6-5, 252, Donahue, Iowa; L—Jim Mabry, Arkansas, 6-4, 262, Memphis, Tenn.; L—Bob Kula, Michigan St., 6-4, 282, West Bloomfield, Mich.; L—Mohammed Elewonibi, Brigham Young, 6-5, 290, Kamloops, British Columbia, Canada; L—Joe Garten, Colorado, 6-3, 280, Placenta, Calif.; L—*Eric Still, Tennessee, 6-3, 283, Germantown, Tenn.; C—Jake Young, Nebraska, 6-4, 270, Midland, Texas; QB—Andre Ware, Houston, 6-2, 205, Dickinson, Texas; RB—*Anthony Thompson, Indiana, 6-0, 209, Terre Haute, Ind.; RB—*Emmitt Smith, Florida, 5-10, 201, Pensacola, Fla.; PK—*Jason Hanson, Washington St., 6-0, 164, Spokane, Wash.

Defense L—Chris Zorich, Notre Dame, 6-1, 268, Chicago, Ill.; L—Greg Mark, Miami (Fla.), 6-4, 255, Pennsauken, N.J.; L—Tim Ryan, Southern California, 6-5, 260, San Jose, Calif.; L—*Moe Gardner, Illinois, 6-2, 250, Indianapolis, Ind.; LB—*Percy Snow, Michigan St., 6-3, 240, Canton, Ohio; LB—*Keith McCants, Alabama, 6-5, 256, Mobile, Ala.; LB—Alfred Williams, Colorado, 6-6, 230, Houston, Texas; DB—*Todd Lyght, Notre Dame, 6-1, 181, Flint, Mich.; DB—*Mark Carrier, Southern California, 6-1, 185, Long Beach, Calif.; DB—*Tripp Welborne, Michigan, 6-1, 193, Greensboro, N.C.; DB—LeRoy Butler, Florida St., 6-0, 194, Jacksonville, Fla.; P—Tom Rouen, Colorado, 6-3, 220, Littleton, Colo.

1990

Offense WR—*Raghib Ismail, Notre Dame, 5-10, 175, Wilkes-Barre, Pa.; WR—Herman Moore, Virginia, 6-5, 197, Danville, Va.; TE—*Chris Smith, Brigham Young, 6-4, 230, La Canada, Calif.; OL—*Antone Davis, Tennessee, 6-4, 310, Fort Valley, Ga.; OL—*Joe Garten, Colorado, 6-3, 280, Placentia, Calif.; OL—*Ed King, Auburn, 6-4, 284, Phenix City, Ala.; OL—Stacy Long, Clemson, 6-2, 275, Griffin, Ga.; C—John Flannery, Syracuse, 6-4, 301, Pottsville, Pa.; QB—Ty Detmer, Brigham Young, 6-0, 175, San Antonio, Texas; RB—*Eric Bieniemy, Colorado, 5-7, 195, West Covina, Calif.; RB—Darren Lewis, Texas A&M, 6-0, 220, Dallas, Texas; PK—*Philip Doyle, Alabama, 6-1, 190, Birmingham, Ala.

Defense DL—*Russell Maryland, Miami (Fla.), 6-2, 273, Chicago, Ill.; DL—*Chris Zurich, Notre Dame, 6-1, 266, Chicago, Ill.; DL—Moe Gardner, Illinois, 6-2, 258, Indianapolis, Ind.; DL—David Rocker, Auburn, 6-4, 264, Atlanta, Ga.; LB—*Alfred Williams, Colorado, 6-6, 236, Houston, Texas; LB—*Michael Stonebreaker, Notre Dame, 6-1, 228, River Ridge, La.; LB—Maurice Crum, Miami (Fla.), 6-0, 222, Tampa, Fla.; DB—*Tripp Welborn, Michigan, 6-1, 201, Greensboro, N.C.; DB—*Darryl Lewis, Arizona, 5-9, 186, West Covina, Calif.; DB—*Ken Swilling, Georgia Tech, 6-3, 230, Toccoa, Ga.; DB—Todd Lyght, Notre Dame, 6-1, 184, Flint, Mich.; P—Brian Greenfield, Pittsburgh, 6-1, 210, Sherman Oaks, Calif.

1991

Offense WR—*Desmond Howard, Michigan, 5-9, 176, Cleveland, Ohio; WR—Mario Bailey, Washington, 5-9, 167, Seattle, Wash.; TE—Kelly Blackwell, TCU, 6-2, 242, Fort Worth, Texas; OL—*Greg Skrepnek, Michigan, 6-8, 322, Wilkes-Barre, Pa.; OL—Bob Whitfield, Stanford, 6-7, 300, Carson, Calif.; OL—Jeb Flesch, Clemson, 6-3, 266, Morrow, Ga.; (tie) OL—Jerry Ostroski, Tulsa, 6-4, 305, Colleeville, Pa.; Mirko Jurkovic, Notre Dame, 6-4, 289, Calumet City, Ill.; C—*Jay Leeuwenburg, Colorado, 6-3, 265, Kirkwood, Mo.; QB—Ty Detmer, Brigham Young, 6-0, 175, San Antonio, Texas; RB—*Vaughn Dunbar, Indiana, 6-0, 207, Fort Wayne, Ind.; (tie) RB—Trevor Cobb, Rice, 5-9, 180, Houston, Texas; Russell White, California, 6-0, 210, Van Nuys, Calif.; PK—Carlos Huerta, Miami (Fla.), 5-9, 186, Miami, Fla.

Defense DL—*Steve Emtman, Washington, 6-4, 280, Cheney, Wash.; DL—*Santana Dotson, Baylor, 6-5, 264, Houston, Texas; DL—Brad Culpepper, Florida, 6-2, 263, Tallahassee, Fla.; DL—Leroy Smith, Iowa, 6-2, 214, Sicklerville, N.J.; LB—*Robert Jones, East Caro., 6-3, 234, Blackstone, Va.; LB—Marvin Jones, Florida St., 6-2, 220, Miami, Fla.; LB—Levon Kirkland, Clemson, 6-2, 245, Lamar, S.C.; DB—*Terrell Buckley, Florida St., 5-10, 175, Pascagoula, Miss.; DB—Dale Carter, Tennessee, 6-2, 182, Oxford, Ga.; DB—Kevin Smith, Texas A&M, 6-0, 180, Orange, Texas; DB—Darryl Williams, Miami (Fla.), 6-2, 190, Miami, Fla.; P—*Mark Bounds, Texas Tech, 5-11, 185, Stamford, Texas.

1992

Offense WR—O.J. McDuffie, Penn St., 5-11, 185, Warrensville Heights, Ohio; WR—Sean Dawkins, California, 6-4, 205, Sunnyvale, Calif.; TE—*Chris Gedney, Syracuse, 6-5, 256, Liverpool, N.Y.; OL—*Lincoln Kennedy, Washington, 6-7, 325, San Diego, Calif.; OL—*Will Shields, Nebraska, 6-1, 305, Lawton, Okla.; OL—Aaron Taylor, Notre Dame, 6-4, 294, Concord, Calif.; (tie) OL—Willie Roof, Louisiana Tech, 6-5, 300, Pine Bluff, Ark.; Everett Lindsay, Mississippi, 6-5, 290, Raleigh, N.C.; C—Mike Compton, West Virginia, 6-7, 289, Richlands, Va.; QB—*Gino Torretta, Miami (Fla.), 6-3, 205, Pinole, Calif.; RB—*Marshall Faulk, San Diego St., 5-10, 200, New Orleans, La.; RB—*Garrison Hearst, Georgia, 5-11, 202, Lincolnton, Ga.; PK—Joe Allison, Memphis, 6-0, 184, Atlanta, Ga.

Defense DL—Eric Curry, Alabama, 6-6, 265, Thomasville, Ga.; DL—John Copeland, Alabama, 6-3, 261, Lanett, Ala.; DL—Chris Slade, Virginia, 6-5, 235, Tabb, Va.; DL—Rob Waldrop, Arizona, 6-2, 265, Phoenix, Ariz.; LB—*Marcus Buckley, Texas A&M, 6-4, 230, Fort Worth, Texas; LB—*Marvin Jones, Florida St., 6-2, 235, Miami, Fla.; LB—*Michael Barrow, Miami (Fla.), 6-2, 230, Homestead, Fla.; DB—*Carlton McDonald, Air Force, 6-0, 185, Jacksonville, Fla.; DB—Carlton Gray, UCLA, 6-0, 194, Cincinnati, Ohio; DB—Deon Figures, Colorado, 6-1, 195, Compton, Calif.; DB—Ryan McNeil, Miami (Fla.), 6-2, 185, Fort Pierce, Fla.; P—Sean Snyder, Kansas St., 6-1, 190, Greenville, Texas.

1993

Offense WR—*J.J. Stokes, UCLA, 6-5, 214, San Diego, Calif.; WR—Johnnie Morton, Southern California, 6-0, 190, Torrance, Calif.; OL—Mark Dixon, Virginia, 6-4, 283, Jamestown, N.C.; OL—Stacy Seegars, Clemson, 6-4, 320, Kershaw, S.C.; OL—*Aaron Taylor, Notre Dame, 6-4, 299, Concord, Calif.; OL—Wayne Gandy, Auburn, 6-5, 275, Haines City, Fla.; C—*Jim Pyne, Virginia Tech, 6-2, 280, Milford, Mass.; QB—*Charlie Ward, Florida St., 6-2, 190, Thomasville, Ga.; RB—*Marshall Faulk, San Diego St., 5-10, 200, New Orleans, La.; RB—*LeShon Johnson, Northern Ill., 6-0, 201, Haskell, Okla.; PK—Bjorn Merten, UCLA, 6-0, 203, Centerville, Va.; KR—David Palmer, Alabama, 5-9, 170, Birmingham, Ala.

Defense DL—*Rob Waldrop, Arizona, 6-2, 275, Phoenix, Ariz.; DL—Dan Wilkinson, Ohio St., 6-5, 300, Dayton, Ohio; DL—Sam Adams, Texas A&M, 6-4, 269, Cypress, Texas; LB—*Trev Alberts, Nebraska, 6-4, 240, Cedar Falls, Iowa; LB—*Derrick Brooks, Florida St., 6-1, 225, Pensacola, Fla.; LB—Jamir Miller, UCLA, 6-4, 233, El Cerrito, Calif.; DB—*Antonio Langham, Alabama, 6-1, 170, Town Creek, Ala.; DB—Aaron Glenn, Texas A&M, 5-10, 182, Aldine, Texas; DB—Jeff Burris, Notre Dame, 6-0, 204, Rock Hill, S.C.; DB—Corey Sawyer, Florida St., 5-11, 171, Key West, Fla.; P—Terry Daniel, Auburn, 6-1, 226, Valley, Ala.

1994

Offense WR—Jack Jackson, Florida, 5-9, 171, Moss Point, Miss.; WR—Michael Westbrook, Colorado, 6-4, 210, Detroit, Mich.; TE—Pete Mitchell, Boston College, 6-2, 238, Bloomfield Hills, Mich.; OL—*Zach Wiegert, Nebraska, 6-5, 300, Fremont, Neb.; OL—Tony Boselli, Southern California, 6-8, 305, Boulder, Colo.; OL—Korey Stringer, Ohio St., 6-5, 315, Warren, Ohio; OL—Brenden Stai, Nebraska, 6-4, 300, Yorba Linda, Calif.; C—Cory Raymer, Wisconsin, 6-4, 290, Fond du Lac, Wis.; QB—Kerry Collins, Penn St., 6-5, 235, West Lawn, Pa.; RB—*Rashaan Salaam, Colorado, 6-1, 210, San Diego, Calif.; RB—*Ki-Jana Carter, Penn St., 5-10, 212, Westerville, Ohio; PK—Steve McLaughlin, Arizona, 6-1, 175, Tucson, Ariz.; KR—Leeland McElroy, Texas A&M, 5-11, 200, Beaumont, Texas.

Defense DL—*Warren Sapp, Miami (Fla.), 6-3, 284, Plymouth, Fla.; DL—Tedy Bruschi, Arizona, 6-1, 255, Roseville, Calif.; DL—Luther Ellis, Utah, 6-6, 288, Mancos, Colo.; DL—Kevin Carter, Florida, 6-6, 265, Tallahassee, Fla.; LB—*Dana Howard, Illinois, 6-0, 235, East St. Louis, Ill.; LB—Ed Stewart, Nebraska, 6-1, 215, Chicago, Ill.; LB—Derrick Brooks, Florida St., 6-1, 226, Pensacola, Fla.; DB—Clifton Abraham, Florida St., 5-9, 185, Dallas, Texas; DB—Bobby Taylor, Notre Dame, 6-3, 201, Longview, Texas; DB—Chris Hudson, Colorado, 5-11, 195, Houston, Texas; DB—Brian Robinson, Auburn, 6-3, 194, Fort Lauderdale, Fla.; DB—Tony Bouie, Arizona, 5-10, 183, New Orleans, La.; P—*Todd Sauerbrun, West Virginia, 6-0, 205, Setauket, N.Y.

1995

Offense WR—Terry Glenn, Ohio St., 5-11, 185, Columbus, Ohio; WR—*Keyshawn Johnson, Southern California, 6-4, 210, Los Angeles, Calif.; TE—*Marco Battaglia, Rutgers, 6-3, 240, Queens, N.Y.; OL—*Jonathan Ogden, UCLA, 6-8, 310, Washington, D.C.; OL—*Jason Odom, Florida, 6-5, 291, Bartow, Fla.; OL—*Orlando Pace, Ohio St., 6-6, 320, Sandusky, Ohio; OL—Jeff Hartings, Penn St., 6-3, 278, St. Henry, Ohio; (tie) C—Clay Shiver, Florida St., 6-2, 285, Tifton, Ga.; Bryan Stoltenberg, Colorado, 6-2, 280, Sugarland, Texas; QB—Tommie Frazier, Nebraska, 6-2, 205, Bradenton, Fla.; RB—*Eddie George, Ohio St., 6-3, 230, Philadelphia, Pa.; RB—Troy Davis, Iowa St., 5-8, 182, Miami, Fla.; PK—Michael Reeder, TCU, 6-0, 160, Sulphur, La.

Defense DL—*Tedy Bruschi, Arizona, 6-1, 253, Roseville, Calif.; DL—Cornell Brown, Virginia Tech, 6-2, 240, Lynchburg, Va.; DL—Marcus Jones, North Carolina, 6-6, 270, Jacksonville, N.C.; DL—Tony Brackens, Texas, 6-4, 250, Fairfield, Texas; LB—*Zach Thomas, Texas Tech, 6-0, 232, Pampa, Texas; LB—Kevin Hardy, Illinois, 6-4, 243, Evansville, Ind.; LB—Pat Fitzgerald, Northwestern, 6-4, 228, Orland Park, Ill.; DB—Chris Canty, Kansas St., 5-10, 190, Voorhees, N.J.; DB—*Lawyer Milloy, Washington, 6-2, 200, Tacoma, Wash.; DB—Aaron Beasley, West Virginia, 6-0, 190, Pottstown, Pa.; DB—Greg Myers, Colorado St., 6-2, 191, Windsor, Colo.; P—Brad Maynard, Ball St., 6-1, 175, Atlanta, Ind.

1996

Offense WR—Marcus Harris, Wyoming, 6-2, 216, Senior, Minneapolis, Minn.; (tie) WR—Ike Hilliard, Florida, 5-11, 182, Junior, Patterson, La.; Reidel Anthony, Florida, 6-0, 181, Junior, South Bay, Fla.; TE—Tony Gonzalez, California, 6-6, 235, Junior, Huntington Beach, Calif.; OL—*Orlando Pace, Ohio St., 6-6, 330, Junior, Sandusky, Ohio; OL—Juan Roque, Arizona St., 6-8, 319, Senior, Ontario, Calif.; OL—Chris Naeole, Colorado, 6-4, 310, Senior, Kaaava, Hawaii; OL—Dan Neil, Texas, 6-2, 283, Senior, Cypress Creek, Texas; OL—Benji Olson, Washington, 6-4, 310, Sophomore, Port Orchard, Wash.; C—Aaron Taylor, Nebraska, 6-1, 305, Junior, Wichita Falls, Texas; QB—Danny Wuerffel, Florida, 6-2, 209, Senior, Fort Walton Beach, Fla.; RB—*Byron Hanspard, Texas Tech, 6-0, 193, Junior, DeSoto, Texas; RB—Troy Davis, Iowa St., 5-8, 185, Junior, Miami, Fla.; PK—Marc Primanti, North Carolina St., 5-7, 171, Senior, Thorndale, Pa.

Defense DL—Grant Wistrom, Nebraska, 6-5, 250, Junior, Webb City, Mo.; DL—Peter Boulware, Florida St., 6-5, 255, Junior, Columbia, S.C.; DL—Reinard Wilson, Florida St., 6-2, 255, Senior, Lake City, Fla.; (tie) DL—Derrick Rodgers, Arizona St., 6-2, 220, Junior, Cordova, Tenn.; Mike Vrabel, Ohio St., 6-4, 260, Senior, Akron, Ohio; LB—Canute Curtis, West Virginia, 6-2, 250, Senior, Amityville, N.Y.; LB—Pat Fitzgerald, Northwestern, 6-2, 243, Senior, Orland Park, Ill.; LB—Matt Russell, Colorado, 6-2, 245, Senior, Fairview Heights, Ill.; LB—Jarrett Irons, Michigan, 6-2, 234, Senior, The Woodlands, Texas; DB—*Chris Canty, Kansas St., 5-10, 190, Junior, Voorhees, N.J.; DB—*Kevin Jackson, Alabama, 6-2, 206, Senior, Dothan, Ala.; DB—Dre' Bly, North Carolina, 5-10, 180, Freshman, Chesapeake, Va.; DB—Shawn Springs, Ohio St., 6-0, 188, Junior, Silver Spring, Md.; P—Brad Maynard, Ball St., 6-1, 176, Senior, Atlanta, Ind.

1997

Offense WR—*Randy Moss, Marshall, 6-5, 210, Sophomore, Rand, W.Va.; WR—Jacquez Green, Florida, 5-9, 168, Junior, Fort Valley, Ga.; TE—Alonzo Mayes, Oklahoma St., 6-6, 265, Senior, Oklahoma City, Okla.; OL—*Aaron Taylor, Nebraska, 6-1, 305, Senior, Wichita Falls, Texas; OL—Alan Faneca, LSU, 6-5, 310, Junior, Rosenberg, Texas; OL—Kyle Turley, San Diego St., 6-6, 305, Senior, Moreno Valley, Calif.; OL—Chad Overhauser, UCLA, 6-6, 304, Senior, Sacramento, Calif.; C—Olin Kreutz, Washington, 6-4, 290, Junior, Honolulu, Hawaii; QB—Peyton Manning, Tennessee, 6-5, 222, Senior, New Orleans, La.; RB—*Ricky Williams, Texas, 6-0, 220, Junior, San Diego, Calif.; RB—Curtis Enis, Penn St., 6-1, 233, Junior, Union City, Ohio; PK—Martin Gramatica, Kansas St., 5-9, 170, Junior, Buenos Aires, Argentina; KR—Tim Dwight, Iowa, 5-9, 185, Senior, Iowa City, Iowa.

Defense DL—Grant Wistrom, Nebraska, 6-5, 255, Senior, Webb City, Mo.; DL—Andre Wadsworth, Florida St., 6-4, 282, Senior, Miami, Fla.; DL—Greg Ellis, North Carolina, 6-6, 265, Senior, Wendell, N.C.; DL—Jason Peter, Nebraska, 6-5, 285, Senior, Locust, N.J.; LB—Andy Katzenmoyer, Ohio St., 6-4, 260, Sophomore, Westerville, Ohio; LB—Sam Cowart, Florida St., 6-3, 239, Senior, Jacksonville, Fla.; LB—Anthony Simmons, Clemson, 6-1, 225, Junior, Spartanburg, S.C.; LB—Brian Simmons, North Carolina, 6-4, 230, Senior, New Bern, N.C.; DB—*Charles Woodson, Michigan, 6-1, 198, Junior, Fremont, Ohio; DB—Dre' Bly, North Carolina, 5-10, 185, Sophomore, Chesapeake, Va.; DB—Fred Weary, Florida, 5-10, 180, Senior, Jacksonville, Fla.; DB—Brian Lee, Wyoming, 6-2, 200, Senior, Arvada, Colo.; P—Chad Kessler, LSU, 6-1, 197, Senior, Longwood, Fla.

1998

Offense WR—Torry Holt, North Carolina St., 6-2, 188, Senior, Gibsonville, N.C. (Eastern Guilford HS); WR—Peter Warrick, Florida St., 6-0, 190, Junior, Bradenton, Fla. (Southwest HS); WR—Troy Edwards, Louisiana Tech, 5-10, 195, Senior, Shreveport, La. (Huntington HS); TE—*Rufus French, Mississippi, 6-4, 245, Junior, Amory, Miss. (Amory HS); OL—Kris Farris, UCLA, 6-9, 310, Junior, Mission Viejo, Calif. (Santa Margarita HS); OL—Aaron Gibson, Wisconsin, 6-7, 372, Senior, Indianapolis, Ind. (Decatur Central HS); OL—Matt Stinchcomb, Georgia, 6-6, 291, Senior, Lilburn, Ga. (Lilburn HS); OL—Rob Murphy, Ohio St., 6-5, 300, Junior, Cincinnati, Ohio (Moeller HS); C—Craig Page, Georgia Tech, 6-3, 288, Senior, Jupiter, Fla. (Jupiter HS); (tie) QB—Cade McNown, UCLA, 6-1, 214, Senior, West Lynn, Ore.

(West Linn HS); Michael Bishop, Kansas St., 6-1, 205, Senior, Willis, Texas (Willis HS); Tim Couch, Kentucky, 6-5, 225, Junior, Hyden, Ky. (Leslie County HS); RB—Ricky Williams, Texas, 6-0, 225, Senior, San Diego, Calif. (Patrick Henry HS); RB—Mike Cloud, Boston College, 5-11, 201, Senior, Portsmouth, R.I. (Portsmouth HS); PK—Sebastian Janikowski, Florida St., 6-2, 255, Sophomore, Daytona Beach, Fla. (Seabreeze HS); KR—David Allen, Kansas St., 5-9, 185, Sophomore, Liberty, Mo. (Liberty HS).

Defense DL—*Tom Burke, Wisconsin, 6-4, 249, Senior, Poplar, Wis. (Northwestern HS); DL—Montae Reagor, Texas Tech, 6-2, 254, Senior, Waxahachie, Texas (Waxahachie HS); DL—Jared DeVries, Iowa, 6-4, 284, Senior, Applington, Iowa (Applington-Parkersburg HS); LB—*Chris Claiborne, Southern California, 6-3, 250, Junior, Riverside, Calif. (North HS); LB—*Dat Nguyen, Texas A&M, 6-0, 216, Senior, Rockport, Texas (Rockport-Fulton HS); LB—Jeff Kelly, Kansas St., 6-0, 250, Senior, LaGrange, Texas (LaGrange HS); LB—Al Wilson, Tennessee, 6-0, 226, Senior, Jackson, Tenn. (Central Merry HS); DB—*Chris McAlister, Arizona, 6-2, 185, Senior, Pasadena, Calif. (Pasadena HS); DB—*Antoine Winfield, Ohio St., 5-9, 180, Senior, Akron, Ohio (Garfield HS); DB—Champ Bailey, Georgia, 6-1, 186, Junior, Folkston, Ga. (Folkston HS); DB—Anthony Poindexter, Virginia, 6-1, 220, Senior, Forest, Va. (Jefferson Forest HS); P—Joe Kristosik, UNLV, 6-3, 220, Junior, Las Vegas, Nev. (Bishop Gorman HS).

1999

Offense WR—Troy Walters, Stanford, 5-8, 170, Senior, College Station, Texas (A&M Consolidated HS); WR—*Peter Warrick, Florida St., 6-0, 195, Senior, Bradenton, Fla. (Southeast HS); TE—James Whalen, Kentucky, 6-4, 231, Senior, Portland, Ore. (LaSalle HS); OL—*Chris McIntosh, Wisconsin, 6-7, 310, Senior, Pewaukee, Wis. (Pewaukee HS); OL—*Chris Samuels, Alabama, 6-6, 291, Senior, Mobile, Ala. (Shaw HS); OL—Cosey Coleman, Tennessee, 6-5, 315, Junior, Clarkston, Ga. (Southwest DeKalb HS); OL—Jason Whitaker, Florida St., 6-5, 300, Senior, Panama City, Fla. (Moseley HS); C—Ben Hamilton, Minnesota, 6-5, 271, Junior, Plymouth, Minn. (Wayzata HS); C—Rob Riti, Missouri, 6-3, 289, Senior, Florissant, Mo. (Hazelwood West HS); QB—Joe Hamilton, Georgia Tech, 5-10, 189, Senior, Alvin, S.C. (Macedonia HS); RB—*Ron Dayne, Wisconsin, 5-10, 254, Senior, Berlin, N.J. (Overbrook HS); RB—Thomas Jones, Virginia, 5-10, 205, Senior, Big Stone Gap, Va. (Powell Valley HS); PK—*Sebastian Janikowski, Florida St., 6-2, 255, Junior, Daytona Beach, Fla. (Seabreeze HS); AP—Dennis Northcutt, Arizona, 5-11, 178, Senior, Los Angeles, Calif. (Dorsey Hn).

Defense DL—*Courtney Brown, Penn St., 6-5, 270, Senior, Alvin, S.C. (Macedonia HS); DL—*Corey Moore, Virginia Tech, 6-0, 225, Senior, Brownsville, Tenn. (Haywood HS); DL—Corey Simon, Florida St., 6-4, 275, Senior, Pompano Beach, Fla. (Ely HS); LB—*LaVar Arrington, Penn St., 6-3, 242, Junior, Pittsburgh, Pa. (North Hills HS); LB—Mark Simoneau, Kansas St., 6-0, 240, Senior, Smith Center, Kan. (Smith Center HS); LB—Brandon Short, Penn St., 6-3, 252, Senior, McKeesport, Pa. (McKeesport HS); DB—Tyrone Carter, Minnesota, 5-9, 184, Senior, Pompano Beach, Fla. (Ely HS); DB—Brian Urlacher, New Mexico, 6-4, 240, Senior, Lovington, N.M. (Lovington HS); DB—Ralph Brown, Nebraska, 5-10, 180, Senior, Hacienda Heights, Calif. (Bishop Amat HS); DB—Deon Grant, Tennessee, 6-3, 205, Junior, Augusta, Ga. (Josey HS); DB—Deltha O'Neal, California, 5-11, 195, Senior, Milpitas, Calif. (Milpitas HS); P—Andrew Bayes, East Caro., 6-3, 200, Senior, Hyattsville, Md. (DeMatha HS).

2000

Offense WR—Marvin Minnis, Florida St., 6-1, 185, Senior, Miami, Fla. (Northwestern HS); (tie) WR—Antonio Bryant, Pittsburgh, 6-2, 185, Sophomore, Miami, Fla. (Northwestern HS); Fred Mitchell, UCLA, 6-0, 188, Junior, Lakeland, Fla. (Kathleen HS); TE—*Brian Natkin, UTEP, 6-4, 245, Senior, San Antonio, Texas (Churchill HS); OL—*Steve Hutchinson, Michigan, 6-5, 299, Senior, Coral Springs, Fla. (Coral Springs HS); OL—Ben Hamilton, Minnesota, 6-5, 285, Senior, Plymouth, Minn. (Wayzata HS); OL—Chris Brown, Georgia Tech, 6-6, 315, Senior, Augusta, Ga. (Butler HS); OL—Leonard Davis, Texas, 6-6, 365, Senior, Wortham, Texas (Wortham HS); C—Dominic Raiola, Nebraska, 6-2, 300, Junior, Honolulu, Hawaii (St. Louis HS); QB—Josh Heupel, Oklahoma, 6-2, 214, Senior, Aberdeen, S.D. (Central HS); RB—*LaDainian Tomlinson, TCU, 5-11, 220, Senior, Waco,

Texas (University HS); RB—Damien Anderson, Northwestern, 5-11, 202, Junior, Wilmington, Ill. (Wilmington HS); PK—Jonathan Ruffin, Cincinnati, 5-10, 184, Sophomore, Metairie, La. (Ridgewood Prep HS); AP—Santana Moss, Miami (Fla.), 5-10, 180, Senior, Miami, Fla. (Carol City HS).

Defense DL—*Jamal Reynolds, Florida St., 6-4, 254, Senior, Aiken, S.C. (Aiken HS); DL—*Andre Carter, California, 6-5, 265, Senior, San Jose, Calif. (Oak Grove HS); DL—Casey Hampton, Texas, 6-1, 310, Senior, Galveston, Texas (Ball HS); DL—John Henderson, Tennessee, 6-7, 290, Junior, Nashville, Tenn. (Pearl Cohn HS); LB—*Dan Morgan, Miami (Fla.), 6-3, 245, Senior, Coral Springs, Fla. (Taravella HS); LB—Rocky Calmus, Oklahoma, 6-3, 240, Junior, Jenks, Okla. (Jenks HS); LB—Keith Adams, Clemson, 5-11, 220, Junior, College Park, Ga. (Westlake HS); DB—Dwight Smith, Akron, 5-11, 205, Senior, Detroit, Mich. (Central HS); DB—Jamar Fletcher, Wisconsin, 5-10, 175, Junior, St. Louis, Mo. (Hazelwood East HS); DB—Fred Smoot, Mississippi St., 6-1, 179, Senior, Jackson, Miss. (Provine HS); (tie) DB—Tay Cody, Florida St., 5-11, 180, Senior, Blakely, Ga. (Early County HS); Edward Reed, Miami (Fla.), 6-0, 190, Junior, St. Rose, La. (Destrehan HS); J.T. Thatcher, Oklahoma, 6-0, 225, Senior, Norman, Okla. (Norman HS); P—Nick Harris, California, 6-3, 225, Senior, Avondale, Ariz. (Westview HS).

2001

Offense WR—*Jabar Gaffney, Florida, 6-1, 197, Sophomore, Jacksonville, Fla. (Raines HS); WR—Josh Reed, LSU, 5-11, 205, Junior, Rayne, La. (Rayne HS); TE—Dan Graham, Colorado, 6-3, 245, Senior, Denver, Colo. (Thomas Jefferson HS); OL—*Bryant McKinnie, Miami (Fla.), 6-9, 335, Senior, Woodbury, N.J. (Woodbury HS); OL—Toniu Fonoti, Nebraska, 6-4, 340, Junior, Hauula, Hawaii (Kahuku HS); (tie) OL—Andre Gurode, Colorado, 6-4, 320, Senior, Houston, Texas (North Shore HS); Mike Williams, Texas, 6-6, 339, Senior, The Colony, Texas (The Colony HS); Mike Pearson, Florida, 6-7, 300, Junior, Seffner, Fla. (Armwood HS); Terrence Metcalf, Mississippi, 6-4, 315, Senior, Clarksdale, Miss. (Clarksdale HS); C—LeCharles Bentley, Ohio St., 6-2, 300, Senior, Cleveland, Ohio (St. Ignatius HS); QB—Rex Grossman, Florida, 6-1, 223, Sophomore, Bloomington, Ind. (Bloomington South HS); RB—Luke Staley, Brigham Young, 6-2, 225, Junior, Tualatin, Ore. (Tualatin HS); RB—William Green, Boston College, 6-1, 217, Junior, Atlantic City, N.J. (Holy Spirit HS); PK—Damon Duval, Auburn, 6-1, 186, Junior, Chattanooga, Tenn. (Central HS).

Defense DL—Alex Brown, Florida, 6-4, 254, Senior, White Springs, Fla. (Hamilton County HS); DL—*Dwight Freeney, Syracuse, 6-1, 250, Senior, Bloomfield, Conn. (Bloomfield HS); DL—John Henderson, Tennessee, 6-7, 290, Senior, Nashville, Tenn. (Pearl Cohn HS); DL—*Julius Peppers, North Carolina, 6-6, 285, Junior, Bailey, N.C. (Southern Nash HS); LB—Rocky Calmus, Oklahoma, 6-3, 235, Senior, Jenks, Okla. (Jenks HS); LB—Robert Thomas, UCLA, 6-2, 237, Senior, Imperial, Calif. (Imperial HS); LB—E.J. Henderson, Maryland, 6-2, 238, Junior, Aberdeen, Md. (Aberdeen HS); DB—*Quentin Jammer, Texas, 6-1, 200, Senior, Angleton, Tex. (Angleton HS); DB—*Edward Reed, Miami (Fla.), 6-0, 198, Senior, St. Rose, La. (Destrehan HS); DB—*Roy Williams, Oklahoma, 6-0, 215, Junior, Union City, Calif. (James Logan HS); P—Travis Dorsch, Purdue, 6-6, 222, Junior, Bozeman, Mont. (Bozeman HS).

2002

Offense WR—*Charles Rogers, Michigan St., 6-4, 205, Junior, Saginaw, Mich. (Saginaw HS); (tie) WR—Reggie Williams, Washington, 6-4, 200, Sophomore, Tacoma, Wash. (Lakes HS); Rashaun Woods, Oklahoma St., 6-2, 187, Junior, Oklahoma City, Okla. (Millwood HS); TE—*Dallas Clark, Iowa, 6-4, 244, Junior, Livermore, Iowa (Twin River Valley HS); OL—Shawn Andrews, Arkansas, 6-5, 345, Sophomore, Camden, Ark. (Fairview HS); OL—Eric Steinbach, Iowa, 6-7, 284, Senior, Lockport, Ill. (Providence Catholic HS); OL—Derrick Dockery, Texas, 6-6, 345, Senior, Garland, Texas (Lakeview Centennial HS); OL—Jordan Gross, Utah, 6-5, 306, Senior, Fruitland, Idaho (Fruitland HS); C—Brett Romberg, Miami (Fla.), 6-3, 290, Senior, Windsor, Ontario, Canada (Belle River HS); QB—Carson Palmer, Southern California, 6-5, 225, Senior, Laguna Niguel, Calif. (Santa Margarita HS); RB—*Larry Johnson, Penn St., 6-2, 222, Senior, State College, Pa. (State College Area HS); RB—Willis McGahee, Miami (Fla.), 6-1, 224, Sophomore, Miami, Fla. (Central HS); PK—Mike Nugent,

Ohio St., 5-10, 170, Sophomore, Centerville, Ohio (Centerville HS); AP/KR—Derek Abney, Kentucky, 5-10, 175, Junior, Mosinee, Wis. (Everest HS).

Defense DL—*Terrell Suggs, Arizona St., 6-3, 251, Junior, Chandler, Ariz. (Hamilton HS); DL—David Pollack, Georgia, 6-2, 275, Sophomore, Snellville, Ga. (Shiloh HS); DL—Rien Long, Washington St., 6-6, 287, Junior, Anacortes, Wash. (Anacortes HS); DL—Tommie Harris, Oklahoma, 6-3, 280, Sophomore, Killeen, Texas (Ellison HS); LB—E.J. Henderson, Maryland, 6-2, 250, Senior, Aberdeen, Md. (Aberdeen HS); LB—Teddy Lehman, Oklahoma, 6-2, 235, Junior, Fort Gibson, Okla. (Fort Gibson HS); LB—Matt Wilhelm, Ohio St., 6-5, 245, Senior, Lorain, Ohio (Elyria Catholic HS); DB—*Mike Doss, Ohio St., 5-11, 204, Senior, Canton, Ohio (McKinley HS); DB—*Terence Newman, Kansas St., 5-11, 185, Senior, Salina, Kan. (Central HS); DB—*Shane Walton, Notre Dame, 5-11, 185, Senior, San Diego, Calif. (Bishops School HS); DB—Troy Polamalu, Southern California, 5-10, 215, Senior, Temille, Ore. (Douglas HS); P—Mark Mariscal, Colorado, 6-2, 200, Senior, Tallahassee, Fla. (Lincoln HS).

2003

Offense WR—*Larry Fitzgerald, Pittsburgh, 6-3, 225, Sophomore, Minneapolis, Minn. (Valley Forge Military); WR—Mike Williams, Southern California, 6-5, 230, Sophomore, Tampa, Fla. (Plant HS); TE—*Kellen Winslow, Miami (Fla.), 6-5, 250, Junior, San Diego, Calif. (Scripps Ranch HS); OL—*Shawn Andrews, Arkansas, 6-6, 353, Junior, Camden, Ark. (Fairview HS); OL—*Robert Gallery, Iowa, 6-7, 321, Senior, Masonville, Iowa (East Buchanan HS); OL—Jacob Rogers, Southern California, 6-6, 305, Senior, Oxnard, Calif. (Oxnard HS); OL—Alex Barron, Florida St., 6-6, 316, Junior, Orangeburg, S.C. (Wilkinson HS); C—*Jake Grove, Virginia Tech, 6-3, 300, Senior, Forest, Va. (Jefferson Forest HS); QB—*Jason White, Oklahoma, 6-3, 221, Senior, Tuttle, Okla. (Tuttle HS); RB—Chris Perry, Michigan, 6-1, 218, Senior, Advance, N.C. (Fork Union Military); RB—Kevin Jones, Virginia Tech, 6-0, 221, Junior, Chester, Pa. (Cardinal O'Hara HS); (tie) LB—Nate Kaeding, Iowa, 6-0, 180, Senior, Coralville, Iowa (Iowa City West HS); Nick Browne, TCU, 5-10, 172, Senior, Garland, Texas (Naaman Forest HS); AP/KR—*Antonio Perkins, Oklahoma, 6-0, 188, Junior, Lawton, Okla. (Lawton HS).

Defense DL—*Dave Ball, UCLA, 6-6, 269, Senior, Dixon, Calif. (Dixon HS); DL—*Tommie Harris, Oklahoma, 6-3, 289, Junior, Killeen, Texas (Ellison HS); DL—Chad Lavalais, LSU, 6-3, 292, Senior, Marksville, La. (Marksville HS); DL—Kenechi Udezue, Southern California, 6-4, 285, Junior, Los Angeles, Calif. (Verbum Dei HS); LB—*Teddy Lehman, Oklahoma, 6-2, 243, Senior, Fort Gibson, Okla. (Fort Gibson HS); LB—Derrick Johnson, Texas, 6-4, 230, Junior, Waco, Texas (Waco HS); LB—Grant Wiley, West Virginia, 6-1, 235, Senior, Trappe, Pa. (Perkiomen Valley HS); DB—*Derrick Strait, Oklahoma, 5-11, 195, Senior, Austin, Texas (Lanier HS); DB—*Sean Taylor, Miami (Fla.), 6-3, 230, Junior, Miami, Fla. (Gulliver Prep HS); DB—Keivan Ratliff, Florida, 5-10, 178, Senior, Columbus, Ohio (Whitehall-Yearling HS); DB—Will Allen, Ohio St., 6-2, 190, Senior, Dayton, Ohio (Huber Heights Wayne HS); P—Dustin Colquitt, Tennessee, 6-2, 196, Junior, Knoxville, Tenn. (Bearden HS).

2004

Offense WR—*Braylon Edwards, Michigan, 6-3, 208, Senior, Detroit, Mich. (Bishop Gallagher HS); WR—Taylor Stubblefield, Purdue, 6-1, 182, Senior, Yakima, Wash. (Davis HS); TE—*Heath Miller, Virginia, 6-5, 255, Junior, Swords Creek, Va. (Honaker HS); OL—*Jammal Brown, Oklahoma, 6-6, 313, Senior, Lawton, Okla. (MacArthur HS); OL—*Alex Barron, Florida St., 6-6, 308, Senior, Orangeburg, S.C. (Wilkinson HS); OL—David Baas, Michigan, 6-5, 323, Senior, Sarasota, Fla. (Riverview HS); OL—Elton Brown, Virginia, 6-6, 338, Senior, Hampton, Va. (Hampton HS); OL—Michael Munoz, Tennessee, 6-6, 315, Senior, Mason, Ohio (Moeller HS); C—Ben Wilkerson, LSU, 6-4, 297, Senior, Hemphill, Texas (Hemphill HS); QB—Matt Leinart, Southern California, 6-5, 225, Junior, Santa Ana, Calif. (Mater Dei HS); RB—*Adrian Peterson, Oklahoma, 6-2, 210, Freshman, Palestine, Texas (Palestine HS); RB—J.J. Arrington, California, 5-10, 210, Senior, Rocky Mount, N.C. (Northern Nash HS); PK—*Mike Nugent, Ohio St., 5-10, 180, Senior, Centerville, Ohio (Centerville HS); AP/KR—Reggie Bush, Southern California, 6-0, 200, Sophomore, Spring Valley, Calif. (Helix HS).

Defense DL—David Pollack, Georgia, 6-3, 261, Senior, Snellville, Ga. (Shiloh HS); DL—Erasmus James, Wisconsin, 6-4, 263, Senior, Pembroke Pines, Fla. (McArthur HS); DL—Shaun Cody, Southern California, 6-4, 295, Senior, Hacienda, Calif. (Los Altos HS); DL—Marcus Spears, LSU, 6-4, 298, Senior, Baton Rouge, La. (Southern Lab HS); LB—*Derrick Johnson, Texas, 6-4, 235, Senior, Waco, Texas (Waco HS); LB—Matt Grootegoed, Southern California, 5-11, 215, Senior, Huntington Beach, Calif. (Mater Dei HS); LB—A.J. Hawk, Ohio St., 6-1, 238, Junior, Centerville, Ohio (Centerville HS); DB—*Antriel Rolle, Miami (Fla.), 6-1, 202, Senior, Homestead, Fla. (South Dade HS); DB—Marlin Jackson, Michigan, 6-1, 196, Senior, Sharon, Pa. (Sharon HS); DB—Carlos Rogers, Auburn, 6-1, 200, Senior, Augusta, Ga. (Butler HS); DB—Ernest Shazor, Michigan, 6-4, 229, Senior, Detroit, Mich. (Martin Luther King HS); DB—Thomas Davis, Georgia, 6-1, 230, Junior, Shellman, Ga. (Randolph-Clay HS); P—Brandon Fields, Michigan St., 6-6, 234, Sophomore, Toledo, Ohio (St. John's HS).

2005

The 25-man NCAA Consensus all-America Football Team features 13 players on offense and 12 on defense. The players listed had the majority of votes competing against players at that position only. Three first-team votes were considered the minimum number required of the five teams. Twelve players were unanimous choices by the five organizations used in the consensus chart — Associated Press, Football Writers Association of America, American Football Coaches Association, Walter Camp Foundation and The Sporting News.

Offense WR—*Dwayne Jarrett, Southern California, 6-5, 195, Sophomore; WR—Jeff Samardzija, Notre Dame, 6-5, 215, Junior; TE—Marcedes Lewis, UCLA, 6-6, 255, Senior; OL—*Jonathan Scott, Texas, 6-7, 310, Senior; OL—Marcus McNeill, Auburn, 6-9, 337, Senior; OL—Max Jean-Gilles, Georgia, 6-4, 340, Senior; OL—Taitusi Lutui, Southern California, 6-6, 365, Senior; C—*Greg Eslinger, Minnesota, 6-3, 285, Senior; QB—Vince Young, Texas, 6-5, 230, Junior; **RB**—*Reggie Bush,

Southern California, 6-0, 200, Junior; RB—Jerome Harrison, Washington St., 5-9, 192, Senior; PK—Mason Crosby, Colorado, 6-2, 210, Junior; AP/KR—*Maurice Drew, UCLA, 5-8, 198, Junior.

Defense DL—*Elvis Dumervil, Louisville, 6-0, 256, Senior; DL—*Tamba Hali, Penn St., 6-3, 258, Senior; DL—Haloti Ngata, Oregon, 6-5, 338, Junior; DL—Rodrique Wright, Texas, 6-5, 305, Senior; **LB**—***A.J. Hawk, Ohio St., 6-1, 238, Senior**; LB—*DeMeco Ryans, Alabama, 6-2, 232, Senior; LB—Paul Posluszny, Penn St., 6-2, 230, Junior; DB—*Jimmy Williams, Virginia Tech, 6-3, 206, Senior; DB—*Michael Huff, Texas, 6-1, 205, Senior; DB—Greg Blue, Georgia, 6-2, 214, Senior; DB—Tye Hill, Clemson, 5-10, 178, Senior; P—*Ryan Plackemeier, Wake Forest, 6-4, 235, Senior.

*Indicates unanimous selection. **Boldface indicates consensus repeater from 2004** (Reggie Bush was a consensus pick at all-purpose player/kick returner).

2005 Consensus Team Class Makeup: 17 seniors, 7 juniors and 1 sophomore.

Consensus All-Americans by College

Beginning in 1924, unanimous selections are indicated by (*).

AIR FORCE

58— Brock Strom, T
70— Ernie Jennings, E
85— Scott Thomas, DB
87— *Chad Hennings, DL
92— *Carlton McDonald, DB

AKRON

2000—Dwight Smith, DB

ALABAMA

30— *Fred Sington, T
34— Don Hutson, E
Bill Lee, T
Dixie Howell, B
35— Riley Smith, B
37— Leroy Monsky, G
41— Holt Rast, E
42— Joe Domnanovich, C
45— Vaughn Mancha, C
61— *Billy Neighbors, T
62— *Lee Roy Jordan, C
65— Paul Crane, C
66— Ray Perkins, E
*Cecil Dowdy, T
67— Dennis Homan, E
Bobby Johns, DB
71— Johnny Musso, B
72— *John Hannah, G
73— Buddy Brown, G
74— Leroy Cook, DL
Woodrow Lowe, LB
75— *Leroy Cook, DE
77— Ozzie Newsome, WR
78— Marty Lyons, DL
79— Jim Bunch, T
80— *E.J. Junior, DL
81— Tommy Wilcox, DB
82— Mike Pitts, DL
86— *Cornelius Bennett, LB
88— *Derrick Thomas, LB
89— *Keith McCants, LB
90— *Philip Doyle, PK
92— John Copeland, DL
Eric Curry, DL
93— David Palmer, KR
*Antonio Langham, DB
96— *Kevin Jackson, DB
99— *Chris Samuels, OL
2005— *DeMeco Ryans, LB

AMHERST

05— John Hubbard, B

ARIZONA

82— Ricky Hunley, LB
83— *Ricky Hunley, LB
87— Chuck Cecil, DB
90— *Darryll Lewis, DB

92— Rob Waldrop, DL
93— *Rob Waldrop, DL
94— Steve McLaughlin, PK
Tedy Bruschi, DL
Tony Bouie, DB
95— *Tedy Bruschi, DL
98— *Chris McAlister, DB
99— Dennis Northcutt, AP

ARIZONA ST.

72— Woody Green, B
73— Woody Green, B
77— John Jefferson, WR
78— *Al Harris, DL
81— Mike Richardson, DB
82— Mike Richardson, DB
Vernon Maxwell, DL
83— Luis Zendejas, PK
84— David Fulcher, DB
85— David Fulcher, DB
86— Danny Villa, OL
87— Randall McDaniel, OL
96— Juan Rogue, OL
Derrick Rodgers, DL
2002— *Terrell Suggs, DL

ARKANSAS

48— Clyde Scott, B
54— *Bud Brooks, G
65— Glen Ray Hines, T
Loyd Phillips, DT
66— *Loyd Phillips, DT
68— Jim Barnes, G
69— Rodney Brand, C
70— Dick Bumpas, DT
77— Leotis Harris, G
Steve Little, K
79— *Greg Kolenda, T
81— *Billy Ray Smith, DL
82— *Billy Ray Smith, DL
*Steve Korte, OL
88— Kendall Trainor, PK
Wayne Martin, DL
89— Jim Mabry, OL
2002— Shawn Andrews, OL
03— *Shawn Andrews, OL

ARMY

1898— Charles Romeyn, B
00— William Smith, E
01— Paul Bunker, T
Charles Daly, B
Paul Bunker, T-B
Robert Boyers, C
02— Arthur Tipton, C
Henry Torney, B
05— Henry Torney, B
07— William Erwin, G
11— Leland Devore, T
13— Louis Merillat, E
14— John McEwan, C
16— Elmer Oliphant, B
17— Elmer Oliphant, B
22— Ed Garbisch, C
26— Bud Sprague, T
27— Red Cagle, B
28— *Red Cagle, B

29— Red Cagle, B
32— Milt Summerfelt, G
43— *Casimir Myslinski, C
44— Glenn Davis, B
Doc Blanchard, B
45— Tex Coulter, T
John Green, G
*Glenn Davis, B
*Doc Blanchard, B
46— Hank Foldberg, E
*Glenn Davis, B
*Doc Blanchard, B
47— Joe Steffy, G
49— Arnold Galiffa, B
50— *Dan Foldberg, E
57— Bob Anderson, B
58— *Pete Dawkins, B
59— Bill Carpenter, E

AUBURN

32— Jimmy Hitchcock, B
57— *Jimmy Phillips, E
58— Zeke Smith, G
60— Ken Rice, T
64— Tucker Frederickson, B
69— Buddy McClinton, DB
70— Larry Willingham, DB
71— *Pat Sullivan, QB
*Terry Beasley, E
74— Ken Bernich, LB
83— Bo Jackson, RB
84— Gregg Carr, LB
85— *Bo Jackson, RB
86— *Ben Tamburello, C
*Brent Fullwood, RB
87— Tracy Rucker, DL
Aundray Bruce, LB
88— *Tracy Rucker, DL
90— *Ed King, OL
David Rucker, DL
93— Wayne Gandy, OL
Terry Daniel, P
94— Brian Robinson, DB
2001— Damon Duval, PK
04— Carlos Rogers, DB
05— Marcus McNeill, OL

BALL ST.

95— Brad Maynard, P
96— Brad Maynard, P

BAYLOR

30— Barton Koch, G
56— *Bill Glass, G
63— Lawrence Elkins, E
64— Lawrence Elkins, B
76— Gary Green, DB
79— Mike Singletary, LB
80— *Mike Singletary, LB
86— *Thomas Everett, DB
91— *Santana Dotson, DL

BOSTON COLLEGE

20— Luke Urban, E
40— Gene Goodreault, E
42— Mike Holovak, B
84— *Doug Flutie, QB
Tony Thurman, DB

85— Mike Ruth, DL
94— Pete Mitchell, TE
98— Mike Cloud, RB
2001— William Green, RB

BRIGHAM YOUNG

79— *Marc Wilson, QB
80— Nick Eyre, OL
81— *Jim McMahon, QB
82— *Gordon Hudson, TE
83— *Gordon Hudson, TE
*Steve Young, QB
86— Jason Buck, DL
89— Mohammed Elewonibi, OL
90— Ty Detmer, QB
*Chris Smith, TE
91— Ty Detmer, QB
2001— Luke Staley, RB

BROWN

02— Thomas Barry, B
06— John Mayhew, B
09— Adrian Regnier, E
10— Earl Sprackling, B
12— George Crowther, B
16— Fritz Pollard, B

CALIFORNIA

21— Brick Muller, E
Dan McMillan, T
22— Brick Muller, E
24— Edwin Horrell, C
28— Irv Phillips, E
30— Ted Beckett, G
35— Larry Lutz, T
37— Sam Chapman, B
38— Vic Boltari, B
48— Jackie Jensen, B
49— *Rod Franz, G
50— Les Richter, G
51— Les Richter, G
68— Ed White, MG
71— Sherman White, DT
74— Steve Bartkowski, QB
75— Chuck Muncie, RB
Steve Rivera, E
83— Ron Rivera, LB
91— Russell White, RB
92— Sean Dawkins, WR
96— Tony Gonzalez, TE
99— Deltha O'Neal, DB
2000— *Andre Carter, DL
Nick Harris, P
04— J.J. Arrington, RB

CARLISLE

1899— Isaac Seneca, B
03— James Johnson, B
07— Albert Exendine, E
Peter Hauser, B
11— Jim Thorpe, B
12— Jim Thorpe, B

CARNEGIE MELLON

28— Howard Harpster, B

CENTENARY (LA.)

33— Paul Geisler, E

CENTRE

- 19— James Weaver, C
Bo McMillin, B
- 21— Bo McMillin, B

CHICAGO

- 1898— Clarence Herschberger, B
- 04— Fred Speik, E
Walter Eckersall, B
- 05— Mark Catlin, E
Walter Eckersall, B
- 06— Walter Eckersall, B
- 08— Walter Steffen, B
- 13— Paul Des Jardien, C
- 22— John Thomas, B
- 24— Joe Pondelik, G
- 35— *Jay Berwanger, B

CINCINNATI

- 2000— Jonathan Ruffin, PK

CLEMSON

- 67— Harry Olszewski, G
- 74— Bennie Cunningham, TE
- 79— Jim Stuckey, DL
- 81— Jeff Davis, LB
Terry Kinard, DB
- 82— *Terry Kinard, DB
- 83— William Perry, DL
- 86— Terrence Flagler, RB
- 87— David Treadwell, PK
- 88— Donnell Woolford, DB
- 90— Stacy Long, OL
- 91— Jeb Flesch, OL
Levon Kirkland, LB
- 93— Stacy Seegars, OL
- 97— Anthony Simmons, LB
- 2000— Keith Adams, LB
- 05— Tye Hill, DB

COLGATE

- 13— Ellery Huntington, B
- 16— Clarence Horning, T
D. Belford West, T
Oscar Anderson, B
D. Belford West, T
- 19— Leonard Macaluso, B
- 30—

COLORADO

- 37— Byron White, B
- 60— Joe Romig, G
- 61— Joe Romig, G
- 67— Dick Anderson, DB
- 68— Mike Montler, G
- 69— Bob Anderson, B
- 70— Don Poppellwell, C
- 72— Cullen Bryant, DB
- 85— Barry Helton, P
- 86— Barry Helton, P
- 88— Keith English, P
- 89— Joe Garten, OL
Alfred Williams, LB
Tom Rouen, P
- 90— *Eric Bieniemy, RB
*Joe Garten, OL
*Alfred Williams, LB
- 91— *Jay Leeuwenburg, OL
- 92— Deon Figures, DB
- 94— Michael Westbrook, WR
*Rashaan Salaam, RB
Chris Hudson, DB
- 95— Bryan Stoltenberg, C
- 96— Matt Russell, LB
Chris Naeole, OL
- 2001— Dan Graham, TE
Andre Gurode, OL
- 02— Mark Mariscal, P
- 05— Mason Crosby, PK

COLORADO ST.

- 78— Mike Bell, DL
- 95— Greg Myers, DB

COLUMBIA

- 00— Bill Morley, B
- 01— Harold Weekes, B
Bill Morley, B
- 03— Richard Smith, B
- 42— Paul Governali, B
- 47— Bill Swiacki, E

CORNELL

- 1895— Clinton Wyckoff, B
- 00— Raymond Starbuck, B
- 01— William Warner, G
Sanford Hunt, G

- 02— William Warner, G
- 06— Elmer Thompson, G
William Newman, C
- 08— Bernard O'Rourke, G
- 14— John O'Hearn, E
Charles Barrett, B
Murray Shelton, E
Charles Barrett, B
- 15— Edgar Kaw, B
- 21— Edgar Kaw, B
- 22— Edgar Kaw, B
- 23— George Pfann, B
- 38— Brud Holland, E
- 39— Nick Drahos, T
- 40— Nick Drahos, T
- 71— *Ed Marinara, B

DARTMOUTH

- 03— Henry Hooper, C
Myron Witham, B
- 04— Joseph Gilman, G
- 05— Ralph Glaze, E
- 08— George Schildmiller, E
Clark Tobin, G
- 12— Wesley Englehorn, T
- 13— Robert Hogsett, E
- 14— Clarence Spears, G
- 15— Clarence Spears, G
- 17— Eugene Neely, G
- 19— Adolph Youngstrom, G
- 24— Carl Diehl, G
- 25— Carl Diehl, G
George Tully, E
*Andy Oberlander, B
- 38— Bob MacLeod, B

DUKE

- 33— Fred Crawford, T
- 36— Ace Parker, B
- 71— Ernie Jackson, DB
- 89— *Clarkston Hines, WR

DUQUESNE

- 36— Mike Basrak, C

EAST CARO.

- 83— Terry Long, OL
- 91— *Robert Jones, LB
- 99— Andrew Bayes, P

FLORIDA

- 66— *Steve Spurrier, B
- 69— Carlos Alvarez, E
- 75— Sammy Green, LB
- 80— David Little, LB
- 82— Wilber Marshall, DL
- 83— Wilber Marshall, LB
- 84— Lomas Brown, OT
- 88— Louis Oliver, DB
- 89— *Emmitt Smith, RB
- 91— Brad Culpepper, DL
- 94— Jack Jackson, WR
Kevin Carter, DL
- 95— *Jason Odom, OL
- 96— Danny Wuerffel, QB
Ike Hilliard, WR
Reidel Anthony, WR
- 97— Jacquez Green, WR
Fred Weary, DB
- 2001— *Jabar Gaffney, WR
Mike Pearson, OL
Rex Grossman, QB
Alex Brown, DL
- 03— Keiwan Ratliff, DB

FLORIDA ST.

- 64— Fred Biletnikoff, E
- 67— Ron Sellers, E
- 79— Ron Simmons, MG
- 80— Ron Simmons, MG
- 83— Greg Allen, RB
- 85— Jamie Dukes, OL
- 87— *Deion Sanders, DB
- 88— *Deion Sanders, DB
- 89— LeRoy Butler, DB
- 91— *Terrell Buckley, DB
Marvin Jones, LB
- 92— *Marvin Jones, LB
- 93— *Charlie Ward, QB
*Derrick Brooks, LB
Corey Sawyer, DB
- 94— Derrick Brooks, LB
- 95— Clay Shiver, C
- 96— Peter Boulware, DL
Reinard Wilson, DL

- 97— Andre Wadsworth, DL
Sam Cowart, LB
- 98— Peter Warrick, WR
Sebastian Janikowski, PK
- 99— *Sebastian Janikowski, PK
*Peter Warrick, WR
Jason Whitaker, OL
Corey Simon, DL
- 2000— Marvin Minnis, WR
*Jamal Reynolds, DL
Tay Cody, DB
- 03— Alex Barron, OL
- 04— *Alex Barron, OL

FORDHAM

- 36— Alex Wojciechowicz, C
- 37— Ed Franco, T
Alex Wojciechowicz, C

GEORGETOWN

- 26— Harry Connaughton, G

GEORGIA

- 27— Tom Nash, E
- 31— Vernon Smith, E
- 41— Frank Sinkwich, B
- 42— *Frank Sinkwich, B
- 46— *Charley Trippi, B
- 67— Ed Chandler, T
- 68— Bill Stanfill, DT
Jake Scott, DB
- 71— *Royce Smith, G
- 75— Randy Johnson, G
- 76— Joel Parrish, G
- 80— *Herschel Walker, RB
- 81— *Herschel Walker, RB
- 82— *Herschel Walker, RB
Terry Hoage, DB
- 83— Terry Hoage, DB
- 84— Kevin Butler, PK
Jeff Sanchez, DB
- 85— Pete Anderson, C
- 88— Tim Worley, RB
- 92— *Garrison Hearst, RB
- 98— Champ Bailey, DB
Matt Stinchcomb, OL
- 2002— David Pollack, DL
- 04— Thomas Davis, DB
David Pollack, DL
- 05— Max Jean-Gilles, OL
Greg Blue, DB

GEORGIA TECH

- 17— Everett Strupper, B
- 18— Bill Fincher, E
Joe Guyon, T
Ashel Day, C
- 20— Bill Fincher, E
- 28— Pete Pund, C
- 42— Harvey Hardy, G
- 44— Phil Tinsley, E
- 46— Paul Duke, C
- 47— Bob Davis, T
- 52— Hal Miller, T
- 53— Larry Morris, C
- 59— Maxie Baughan, C
- 66— Jim Breland, C
- 70— Rock Perdoni, DT
- 73— Randy Rhino, DB
- 90— *Ken Swilling, DB
- 98— Craig Page, C
- 99— Joe Hamilton, QB
- 2000— Chris Brown, OL

HARVARD

- 1889— Arthur Cumnock, E
John Cranston, G
James Lee, B
- 1890— Frank Hallowell, E
Marshall Newell, T
John Cranston, C
Dudley Dean, B
John Corbett, B
- 1891— Marshall Newell, T
Everett Lake, B
- 1892— Frank Hallowell, E
Marshall Newell, T
Bertram Waters, G
William Lewis, C
Charles Brewer, B
- 1893— Marshall Newell, T
William Lewis, C
Charles Brewer, B
- 1894— Bertram Waters, T

- 1895— Norman Cabot, E
Charles Brewer, B
- 1896— Norman Cabot, E
Edgar Wrightington, B
- 1897— Alan Doucette, C
Benjamin Dibblee, B
- 1898— John Hallowell, E
Walter Boal, G
Charles Daly, B
Benjamin Dibblee, B
- 1899— David Campbell, E
Charles Daly, B
- 1900— John Hallowell, E
David Campbell, E
Charles Daly, B
- 01— David Campbell, E
Edward Bowditch, E
Oliver Cutts, T
Crawford Blagden, T
William Lee, G
Charles Barnard, G
Robert Kernan, B
Thomas Graydon, B
- 02— Edward Bowditch, E
Thomas Graydon, B
- 03— Daniel Knowlton, T
Andrew Marshall, G
- 04— Daniel Hurley, B
- 05— Beaton Squires, T
Karl Brill, T
Francis Burr, G
Daniel Hurley, B
- 06— Charles Osborne, T
Francis Burr, G
- 07— Patrick Grant, C
John Wendell, B
- 08— Hamilton Fish, T
Charles Nourse, C
Hamilton Corbett, B
- 09— Hamilton Fish, T
Wayland Minot, B
Robert McKay, T
Robert Fisher, G
Percy Wendell, B
- 11— Robert Fisher, G
Percy Wendell, B
- 12— Samuel Felton, E
Stanley Pennock, G
Charles Brickley, B
- 13— Harvey Hitchcock, T
Stanley Pennock, G
Charles Brickley, B
Edward Mahan, B
- 14— Huntington Hardwick, E
Walter Trumbull, T
Stanley Pennock, G
Edward Mahan, B
- 15— Joseph Gilman, T
Edward Mahan, B
Richard King, B
- 16— Harrie Dadmun, G
- 19— Edward Casey, B
- 20— Tom Woods, G
- 21— John Brown, G
- 22— Charles Hubbard, G
- 23— Charles Hubbard, G
- 29— Ben Ticknor, C
- 30— *Ben Ticknor, C
- 31— Barry Wood, B
- 41— *Endicott Peabody, G

HOLY CROSS

- 74— John Provost, DB

HOUSTON

- 67— Rich Stotter, G
- 69— Bill Bridges, G
- 70— Elmo Wright, E
- 76— Wilson Whitley, DT
- 80— Leonard Mitchell, DL
- 88— Jason Phillips, WR
- 89— Andre Ware, QB

ILLINOIS

- 14— Perry Graves, E
Ralph Chapman, G
- 15— Bart Macomber, B
- 18— John Depler, C
- 20— Charles Carney, E
- 23— James McMillen, G
Red Grange, B
- 24— *Red Grange, B
- 25— Red Grange, B

- 26— Bernie Shively, G
 46— Alex Agase, G
 51— Johnny Karras, B
 53— J.C. Caroline, B
 59— Bill Burrell, G
 63— *Dick Butkus, C
 64— Dick Butkus, C
 65— *Jim Grabowski, B
 84— *David Williams, WR
 85— *David Williams, WR
 89— *Moe Gardner, DL
 90— Moe Gardner, DL
 94— *Dana Howard, LB
 95— Kevin Hardy, LB

INDIANA

- 42— Billy Hillenbrand, B
 44— John Tavener, C
 45— Bob Ravensberg, E
 88— Anthony Thompson, RB
 89— *Anthony Thompson, RB
 91— *Vaughn Dunbar, RB

IOWA

- 19— Lester Belding, E
 21— Aubrey Devine, B
 22— Gordon Locke, B
 39— Nile Kinnick, B
 54— Calvin Jones, G
 55— Calvin Jones, G
 57— Alex Karras, T
 58— *Randy Duncan, B
 81— Andre Tippett, DL
 Reggie Roby, P
 84— Larry Station, LB
 85— *Chuck Long, QB
 *Larry Station, LB
 88— Marv Cook, TE
 91— Leroy Smith, DL
 97— Tim Dwight, KR
 98— Jared DeVries, DL
 2002— *Dallas Clark, TE
 Eric Steinbach, OL
 03— *Robert Gallery, OL
 Nate Kaeding, PK

IOWA ST.

- 38— Ed Bock, G
 89— Mike Busch, TE
 95— Troy Davis, RB
 96— Troy Davis, RB

KANSAS

- 63— Gale Sayers, B
 64— Gale Sayers, B
 68— John Zook, DE
 73— David Jaynes, QB

KANSAS ST.

- 77— Gary Spani, LB
 92— Sean Snyder, P
 95— Chris Canty, DB
 96— *Chris Canty, DB
 97— Martin Gramatica, PK
 98— Jeff Kelly, LB
 Michael Bishop, QB
 David Allen, KR
 99— Mark Simoneau, LB
 2002— *Terence Newman, DB

KENTUCKY

- 50— Bob Gain, T
 Babe Parilli, B
 51— Babe Parilli, B
 56— Lou Michaels, T
 57— Lou Michaels, T
 65— Sam Ball, T
 77— *Art Still, DL
 98— Tim Couch, QB
 99— James Whalen, TE
 2002— Derek Abney, AP/KR

LAFAYETTE

- 00— Walter Bachman, C
 01— Walter Bachman, C
 21— Frank Schwab, G
 22— Frank Schwab, G

LSU

- 35— Gaynell Tinsley, E
 36— *Gaynell Tinsley, E
 39— Ken Kavanaugh, E
 54— Sid Fournet, T
 58— *Billy Cannon, B
 59— Billy Cannon, B
 61— *Roy Winston, G

- 62— *Jerry Stovall, B
 70— Mike Anderson, LB
 Tommy Casanova, DB
 71— Tommy Casanova, DB
 72— Bert Jones, QB
 77— Charles Alexander, RB
 78— Charles Alexander, RB
 87— Wendell Davis, WR
 *Nacho Albergamo, C
 97— Alan Faneca, OL
 Chad Kessler, P
 2001— Josh Reed, WR
 03— Chad Lavalais, DL
 04— Ben Wilkerson, C
 Marcus Spears, DL

LOUISIANA TECH

- 92— Willie Roof, OL
 98— Troy Edwards, WR

LOUISVILLE

- 2005— *Elvis Dumervil, DL

MARQUETTE

- 36— Ray Buivid, B

MARSHALL

- 97— *Randy Moss, WR

MARYLAND

- 51— *Bob Ward, G
 52— Dick Modzelewski, T
 *Jack Scarbath, B
 53— *Stan Jones, T
 55— *Bob Pellegrini, C
 61— Gary Collins, E
 74— *Randy White, DL
 76— Joe Campbell, DT
 79— Dale Castro, PK
 85— J.D. Maarleveld, OL
 2001— E.J. Henderson, LB
 02— E.J. Henderson, LB

MEMPHIS

- 92— Joe Allison, PK

MIAMI (FLA.)

- 61— Bill Miller, E
 66— Tom Beier, DB
 67— *Ted Hendricks, DE
 68— *Ted Hendricks, DE
 73— Tony Cristiani, DL
 74— Rubin Carter, MG
 81— Fred Marion, DB
 84— Eddie Brown, WR
 85— Willie Smith, TE
 86— *Vinny Testaverde, QB
 *Jerome Brown, DL
 Bennie Blades, DB
 87— *Daniel Stubbs, DL
 *Bennie Blades, DB
 88— Steve Walsh, QB
 Bill Hawkins, DL
 89— Greg Mark, DL
 90— Maurice Crum, LB
 *Russell Maryland, DL
 91— Carlos Huerta, PK
 Darryl Williams, DB
 92— *Gino Torretta, QB
 Micheal Barrow, LB
 Ryan McNeil, DB
 94— *Warren Sapp, DL
 2000— Santana Moss, AP
 *Dan Morgan, LB
 Edward Reed, DB
 01— *Bryant McKinnie, OL
 *Edward Reed, DB
 02— Willis McGahee, RB
 Brett Romberg, C
 03— *Kellen Winslow, TE
 *Sean Taylor, DB
 04— *Antrel Rolle, DB

MICHIGAN

- 1898— William Cunningham, C
 01— Neil Snow, E
 03— Willie Heston, B
 04— Willie Heston, B
 07— Adolph Schulz, C
 09— Albert Benbrook, G
 10— Stanfield Wells, E
 Albert Benbrook, G
 Miller Pontius, T
 Jim Craig, B
 14— John Maulbetsch, B
 22— Harry Kipke, B

- 23— Jack Blott, C
 25— Bennie Oosterbaan, E
 Benny Friedman, B
 Bennie Oosterbaan, E
 Benny Friedman, B
 27— *Bennie Oosterbaan, E
 28— Otto Pommerening, T
 32— *Harry Newman, B
 33— Francis Wistert, T
 *Chuck Bernard, C
 38— *Ralph Heikkinen, G
 39— Tom Harmon, B
 40— *Tom Harmon, B
 41— Bob Westfall, B
 42— Albert Wistert, T
 Julie Franks, G
 43— *Bill Daley, B
 47— *Bob Chappuis, B
 48— Dick Rifenburg, E
 Alvin Wistert, T
 49— Alvin Wistert, T
 55— Ron Kramer, E
 56— *Ron Kramer, E
 65— Bill Yearby, DT
 66— *Jack Clancy, E
 69— *Jim Mandich, E
 Tom Curtis, DB
 70— Dan Dierdorf, T
 71— Reggie McKenzie, G
 *Mike Taylor, LB
 72— Paul Seymour, T
 Randy Logan, DB
 73— Dave Gallagher, DL
 Dave Brown, DB
 74— *Dave Brown, DB
 76— Rob Lytle, RB
 Mark Donahue, G
 77— *Mark Donahue, G
 79— Ron Simpkins, LB
 81— *Anthony Carter, WR
 Ed Muransky, OL
 Kurt Becker, OL
 82— *Anthony Carter, WR
 85— Mike Hammerstein, DL
 Brad Cochran, DB
 86— Garland Rivers, DB
 87— John Elliott, OL
 88— John Vitale, C
 *Mark Messner, DL
 89— *Tripp Welborne, DB
 90— *Tripp Welborne, DB
 91— *Desmond Howard, WR
 *Greg Skrepenak, OL
 96— Jarrett Irons, LB
 97— *Charles Woodson, DB
 2000— *Steve Hutchinson, OL
 03— Chris Perry, RB
 04— David Baas, OL
 *Braylon Edwards, WR
 Marlin Jackson, DB
 Ernest Shazor, DB

MICHIGAN ST.

- 15— Neno Jerry DaPrato, B
 35— Sidney Wagner, G
 49— Ed Bagdon, G
 51— Bob Carey, E
 *Don Coleman, T
 53— Don Dohoney, E
 55— Norman Masters, T
 Earl Morrall, B
 Dan Currie, C
 Walt Kowalczyk, B
 Sam Williams, E
 62— George Saimes, B
 63— Sherman Lewis, B
 65— Bubba Smith, DE
 *George Webster, DB
 Clint Jones, B
 *Bubba Smith, DE
 *George Webster, DB
 72— *Brad VanPelt, DB
 85— *Lorenzo White, RB
 87— Lorenzo White, RB
 88— Tony Mandarich, OL
 89— *Percy Snow, LB
 Bob Kula, OL
 2002— *Charles Rogers, WR
 04— Brandon Fields, P

MINNESOTA

- 03— Fred Schacht, T
 09— John McGovern, B

- 10— James Walker, T
 16— Bert Baston, E
 17— George Hauser, T
 23— Ray Ecklund, E
 26— Herb Joesting, B
 27— Herb Joesting, B
 29— Bronko Nagurski, T
 31— Biggie Munn, G
 34— Frank Larson, E
 Bill Bevan, G
 Pug Lund, B
 35— Ed Widseth, T
 36— *Ed Widseth, T
 40— Urban Odson, T
 George Franck, B
 41— Dick Wildung, T
 Bruce Smith, B
 42— Dick Wildung, T
 48— Leo Nomellini, T
 49— Leo Nomellini, T
 *Clayton Tonemaker, C
 53— *Paul Giel, B
 60— *Tom Brown, G
 61— Sandy Stephens, B
 62— *Bobby Bell, T
 63— Carl Eller, T
 65— Aaron Brown, DE
 99— Tyrone Carter, DB
 Ben Hamilton, C
 2000— Ben Hamilton, OL
 05— *Greg Eslinger, C

MISSISSIPPI

- 47— Charley Conerly, B
 53— Crawford Mims, G
 59— Charlie Flowers, B
 60— *Jake Gibbs, B
 62— Jim Dunaway, T
 79— Jim Miller, P
 92— Everett Lindsay, OL
 98— *Rufus French, TE
 2001— Terrence Metcalf, OL

MISSISSIPPI ST.

- 74— Jimmy Webb, DL
 2000— Fred Smoot, DB

MISSOURI

- 41— Darold Jenkins, C
 60— *Danny LaRose, E
 65— Johnny Roland, DB
 68— Roger Wehrli, DB
 78— Kellen Winslow, TE
 86— John Clay, OL
 99— Rob Riti, C

NAVY

- 07— Bill Dague, E
 08— Percy Northcroft, T
 Ed Lange, B
 11— Jack Dalton, B
 13— John Brown, G
 18— Lyman Perry, G
 Wolcott Roberts, B
 22— Wendell Taylor, T
 26— *Frank Wickhorst, T
 28— Edward Burke, G
 34— Fred Borries, B
 43— Don Whitmire, T
 44— *Don Whitmire, T
 Ben Chase, G
 Bob Jenkins, B
 45— Dick Duden, E
 54— Ron Beagle, E
 55— *Ron Beagle, E
 60— *Joe Bellino, B
 63— *Roger Staubach, B
 75— *Chet Moeller, DB
 83— Napoleon McCallum, RB
 85— Napoleon McCallum, RB

NEBRASKA

- 15— Guy Chamberlin, E
 24— Ed Weir, T
 25— *Ed Weir, T
 33— George Sauer, B
 36— Sam Francis, B
 63— *Bob Brown, G
 64— *Larry Kramer, T
 65— Freeman White, E
 Walt Barnes, DT
 66— LaVerne Allers, G
 Wayne Meylan, MG
 67— Wayne Meylan, MG

- 70— Bob Newton, T
- 71— Johnny Rodgers, FL
Willie Harper, DE
Larry Jacobson, DT
- 72— *Johnny Rodgers, FL
Willie Harper, DE
*Rich Glover, MG
- 73— *John Dutton, DL
- 74— Marvin Crenshaw, OT
- 75— *Rik Bonness, C
- 76— Dave Butterfield, DB
- 78— Kelvin Clark, OT
- 79— *Junior Miller, TE
- 80— Randy Schleusener, OL
Jarvis Redwine, RB
- 81— *Dave Rimington, C
- 82— *Dave Rimington, C
Mike Rozier, RB
- 83— *Irving Fryar, WR
Dean Steinkuhler, OL
*Mike Rozier, RB
- 84— *Mark Traynowicz, C
- 86— *Danny Noonan, DL
- 88— Jake Young, C
*Broderick Thomas, LB
- 89— Jake Young, C
- 92— *Will Shields, OL
- 93— *Trev Alberts, LB
- 94— *Zach Wiegert, OL
Brenden Stai, OL
Ed Stewart, LB
- 95— Tommie Frazier, QB
- 96— Aaron Taylor, C
Grant Wistrom, DL
- 97— *Aaron Taylor, OL
Grant Wistrom, DL
Jason Peter, DL
- 99— Ralph Brown, DB
- 2000— Dominic Raiola, C
- 01— Toniu Fonoti, OL

UNLV

- 98— Joe Kristosik, P

NEW MEXICO

- 89— Terance Mathis, WR
- 99— Brian Urlacher, DB

NEW YORK U.

- 28— Ken Strong, B

NORTH CAROLINA

- 37— Andy Bershak, E
- 48— Charlie Justice, B
- 70— Don McCauley, B
- 72— Ron Rusnak, G
- 74— Ken Huff, G
- 77— Dee Hardison, DL
- 80— *Lawrence Taylor, LB
- 83— William Fuller, DL
- 95— Marcus Jones, DL
- 96— Dre' Bly, DB
- 97— Greg Ellis, DL
Brian Simmons, LB
Dre' Bly, DB
- 2001— *Julius Peppers, DL

NORTH CAROLINA ST.

- 67— Dennis Byrd, DT
- 73— Bill Yoest, G
- 78— Jim Ritcher, C
Ted Brown, RB
- 79— *Jim Ritcher, C
- 96— Marc Primanti, PK
- 98— Torry Holt, WR

NORTH TEXAS

- 68— Joe Greene, DT

NORTHERN ILL.

- 93— *LeShon Johnson, RB

NORTHWESTERN

- 26— Ralph Baker, B
- 30— Frank Baker, E
- 31— Jack Riley, T
Dallas Marvil, T
Pug Rentner, B
- 36— Steve Reid, G
- 40— Alf Bauman, T
- 45— Max Morris, E
- 59— Ron Burton, B
- 62— Jack Cvercko, G
- 95— Pat Fitzgerald, LB
- 96— Pat Fitzgerald, LB
- 2000— Damien Anderson, RB

NOTRE DAME

- 13— Gus Dorais, B
- 17— Frank Rydzewski, C
- 20— George Gipp, B
- 21— Eddie Anderson, E
- 24— Harry Stuhldreher, B
Jimmy Crowley, B
Elmer Layden, B
- 26— Bud Boeringer, C
- 27— John Smith, G
- 29— Jack Cannon, G
*Frank Carideo, B
- 30— *Frank Carideo, B
Marchy Schwartz, B
- 31— Tommy Yarr, C
Marchy Schwartz, B
- 32— *Joe Kurth, T
- 34— Jack Robinson, C
- 35— Wayne Millner, E
- 37— Chuck Sweeney, E
- 38— *Ed Beinor, T
- 41— Bob Dove, E
- 42— Bob Dove, E
- 43— John Yanakor, E
Jim White, T
Pat Filley, G
Angelo Bertelli, B
Creighton Miller, B
- 46— George Connor, T
*John Lujack, B
- 47— George Connor, T
Bill Fischer, G
*John Lujack, B
Leon Hart, E
Bill Fischer, G
Emil Sitko, B
- 49— *Leon Hart, E
*Emil Sitko, B
Bob Williams, B
- 50— Jerry Groom, C
- 52— *Johnny Lattner, B
- 53— Art Hunter, T
*Johnny Lattner, B
- 54— *Ralph Guglielmi, B
- 55— Paul Hornung, B
- 57— Al Ecuyer, G
- 59— Monty Stickles, E
- 64— Jack Snow, E
John Huarte, B
- 65— *Dick Arrington, G
Nick Rassas, B
- 66— Tom Regner, G
*Nick Eddy, B
Alan Page, DE
*Jim Lynch, LB
- 67— Tom Schoen, DB
- 68— George Kunz, T
Terry Hanratty, QB
- 69— *Mike McCoy, DT
- 70— Tom Gatewood, E
Larry DiNardo, G
- 71— *Walt Patulski, DE
Clarence Ellis, DB
- 72— *Greg Marx, DT
- 73— Dave Casper, TE
Mike Townsend, DB
- 74— Pete Demmerle, WR
Gerry DiNardo, G
- 75— *Steve Niehaus, DT
- 76— Ken MacAfee, TE
*Ross Browner, DE
- 77— *Ken MacAfee, TE
*Ross Browner, DL
Luther Bradley, DB
- 78— Dave Huffman, C
*Bob Golic, LB
- 79— Vagas Ferguson, RB
- 80— *John Scully, C
Bob Crable, LB
- 81— Bob Crable, LB
- 87— *Tim Brown, WR
- 88— Frank Stams, DL
Michael Stonebreaker, LB
- 89— *Todd Lyght, DB
Chris Zorich, DL
- 90— *Raghib Ismail, WR
Todd Lyght, DB
*Michael Stonebreaker, LB
*Chris Zorich, DL
- 91— Mirko Jurkovic, OL
- 92— Aaron Taylor, OL

- 93— *Aaron Taylor, OL
Jeff Burris, DB
- 94— Bobby Taylor, DB
- 2002— *Shane Walton, DB
- 05— Jeff Samardzija, WR

OHIO ST.

- 16— Charles Harley, B
- 17— Charles Bolen, E
Charles Harley, B
- 19— Charles Harley, B
- 20— Iolas Huffman, G
Gaylord Stinchcomb, B
- 21— Iolas Huffman, T
- 25— Ed Hess, G
- 28— Wes Wesler, E
- 29— Wes Wesler, E
- 30— *Wes Wesler, E
- 35— Gomer Jones, C
- 39— Esco Sarkkinen, E
- 44— Jack Dugger, E
Bill Hackett, G
*Les Horvath, B
- 45— *Warren Amling, G
- 46— Warren Amling, T
- 50— *Vic Janowicz, B
- 54— *Howard Cassady, B
- 55— *Howard Cassady, B
- 56— *Jim Parker, G
- 58— Bob White, B
- 60— *Bob Ferguson, B
- 61— *Bob Ferguson, B
- 68— *Dave Foley, T
- 69— Jim Otis, B
Jim Stillwagon, MG
Jack Tatum, DB
- 70— *Jim Stillwagon, MG
*Jack Tatum, DB
- 72— Randy Gradishar, LB
- 73— *John Hicks, OT
- *Randy Gradishar, LB
- 74— Kurt Schumacher, OT
Steve Myers, C
*Archie Griffin, RB
- 75— *Archie Griffin, RB
Ted Smith, G
Tim Fox, DB
- 76— Chris Ward, T
Bob Brudzinski, DE
- 77— *Chris Ward, T
Tom Cousineau, LB
Tom Cousineau, LB
- 78— Ken Fritz, G
- 82— Marcus Marek, LB
- 84— Jim Lachey, OG
*Keith Byars, RB
- 86— Cris Carter, WR
Chris Spielman, LB
- 87— *Chris Spielman, LB
*Tom Tupa, P
- 93— Dan Wilkinson, DL
- 94— Korey Stringer, OL
- 95— Terry Glenn, WR
*Orlando Pace, OL
*Eddie George, RB
- 96— *Orlando Pace, OL
Mike Vrabel, DL
Shawn Springs, DB
- 97— Andy Katzenmoyer, LB
- 98— *Antoine Winfield, DB
Rob Murphy, OL
- 2001— LeCharles Bentley, C
- 02— Mike Nugent, PK
*Mike Doss, DB
Matt Wilhelm, LB
- 03— Will Allen, DB
- 04— *Mike Nugent, PK
A.J. Hawk, LB
- 05— *A.J. Hawk, LB

OKLAHOMA

- 38— Waddy Young, E
- 48— Buddy Burris, G
- 50— Jim Weatherall, T
Leon Heath, B
- 51— *Jim Weatherall, T
- 52— Billy Vessels, B
- 53— J.D. Roberts, G
- 54— Max Boydston, E
Kurt Burris, C
- 55— Bo Bolinger, G
- 56— *Jerry Tubbs, C

- Tommy McDonald, B
- 57— Bill Krisher, G
Clendon Thomas, B
- 58— Bob Harrison, C
- 63— Jim Grisham, B
- 64— Ralph Neely, T
- 65— Carl McAdams, LB
- 67— *Granville Liggins, MG
- 69— *Steve Owens, B
- 71— *Greg Pruitt, B
Tom Brahaney, C
- 72— *Greg Pruitt, B
Tom Brahaney, C
- 73— *Lucious Selmon, DL
Rod Shoate, LB
- 74— John Roush, G
*Joe Washington, RB
*Rod Shoate, LB
- 75— *Lee Roy Selmon, DT
Dewey Selmon, MG
Jimbo Elrod, DE
- 76— *Mike Vaughan, OT
- 77— *Zac Henderson, DB
- 78— *Greg Roberts, G
*Billy Sims, RB
- 79— *Billy Sims, RB
*George Cumbly, LB
- 80— Louis Oubre, OL
- 81— Terry Crouch, OL
- 82— Rick Bryan, DL
- 83— *Rick Bryan, DL
- 84— Tony Casillas, DL
- 85— Tony Casillas, DL
*Brian Bosworth, LB
- 86— *Keith Jackson, TE
*Brian Bosworth, LB
- 87— *Keith Jackson, TE
*Mark Hutson, OL
Dante Jones, LB
Rickey Dixon, DB
- 88— *Anthony Phillips, OL
- 2000— Josh Heupel, QB
Rocky Calmus, LB
J.T. Thatcher, DB
- 01— Rocky Calmus, LB
*Roy Williams, DB
- 02— Tommie Harris, DL
Teddy Lehman, LB
- 03— *Jason White, QB
*Antonio Perkins, AP/KR
*Tommie Harris, DL
*Teddy Lehman, LB
*Derrick Strait, DB
- 04— *Jammal Brown, OL
*Adrian Peterson, RB

OKLAHOMA ST.

- 45— Bob Fenimore, B
- 69— John Ward, T
- 76— Derrel Gofourth, C
- 77— *Terry Miller, RB
- 84— Rod Brown, DB
- 85— Thurman Thomas, RB
*Leslie O'Neal, DL
- 88— Hart Lee Dykes, WR
*Barry Sanders, RB
- 97— Alonzo Mayes, TE
- 2002— Rashaun Woods, WR

OREGON

- 62— Mel Renfro, B
- 2005— Haloti Ngata, DL

OREGON ST.

- 56— John Witte, T
- 58— Ted Bates, T
- 62— *Terry Baker, B
- 63— Vern Burke, E
- 68— *John Didion, C

PENN

- 1891— John Adams, C
- 1892— Harry Thayer, B
- 1894— Charles Gelbert, E
Arthur Knipe, B
George Brooke, B
- 1895— Charles Gelbert, E
Charles Wharton, G
Alfred Bull, C
George Brooke, B
- 1896— Charles Gelbert, E
Charles Wharton, G
Wylie Woodruff, G

- 1897— John Outland, T
T. Truxton Hare, G
John Minds, B
- 1898— T. Truxton Hare, G
Pete Overfield, C
John Outland, B
- 1899— T. Truxton Hare, G
Pete Overfield, C
Josiah McCracken, B
- 00— T. Truxton Hare, G
- 04— Frank Piekarski, G
Vincent Stevenson, B
Andrew Smith, B
- 05— Otis Lamson, T
Robert Torrey, C
- 06— August Ziegler, G
William Hollenback, B
- 07— Dexter Draper, T
August Ziegler, G
Hunter Scarlett, E
William Hollenback, B
- 10— Ernest Cozens, C
E. LeRoy Mercer, B
- 12— E. LeRoy Mercer, B
- 17— Henry Miller, E
- 19— Henry Miller, E
- 22— John Thurman, T
- 24— Ed McGinley, T
- 27— Ed Hake, T
- 28— Paul Scull, B
- 43— Bob Odell, B
- 45— George Savitsky, T
- 47— Chuck Bednarik, C
- 48— Chuck Bednarik, C

PENN ST.

- 06— William Dunn, C
- 19— Bob Higgins, E
- 20— Charles Way, B
- 21— Glenn Killinger, B
- 23— Harry Wilson, B
- 59— Richie Lucas, B
- 64— Glenn Ressler, G
- 68— *Ted Kwalick, E
Dennis Onkotz, LB
- 69— *Mike Reid, DT
Dennis Onkotz, LB
- 70— Jack Ham, LB
- 71— Dave Joyner, T
- 72— Bruce Bannon, DE
John Skorupan, LB
- 73— *John Cappelletti, B
- 74— Mike Hartenstine, DL
- 75— Greg Buttle, LB
- 78— *Keith Dorney, OT
*Chuck Fusina, QB
*Bruce Clark, DL
- 79— Bruce Clark, DL
- 81— *Sean Farrell, OL
- 86— D.J. Dozier, RB
Shane Conlan, LB
- 92— O.J. McDuffie, WR
- 94— Kerry Collins, QB
*Ki-Jana Carter, RB
- 95— Jeff Hartings, OL
- 97— Curtis Enis, RB
- 99— *LaVar Arrington, LB
*Courtney Brown, DL
Brandon Short, LB
- 2002— *Larry Johnson, RB
- 05— *Tamba Hali, DL
Paul Posluszny, LB

PITTSBURGH

- 15— Robert Peck, C
- 16— James Herron, E
Robert Peck, C
Dale Seis, G
John Sutherland, G
- 18— Leonard Hilty, T
Tom Davies, B
George McLaren, B
- 20— Herb Stein, C
- 21— Herb Stein, C
- 25— Ralph Chase, T
- 27— *Gibby Welch, B
- 28— Mike Getto, T
- 29— *Joe Donchess, E
Ray Montgomery, G
- 31— Jesse Quatse, T
- 32— Joe Skladany, E
*Warren Heller, B

- 33— Joe Skladany, E
- 34— Chuck Hartwig, G
George Shotwell, C
- 36— Averell Danielli, T
- 37— Tony Matisi, T
Marshall Goldberg, B
- 38— *Marshall Goldberg, B
- 56— *Joe Walton, E
- 58— John Guzik, G
- 60— *Mike Ditka, E
- 63— Paul Martha, B
- 76— *Tony Dorsett, RB
Al Romano, MG
- 77— Tom Brzoza, C
Randy Holloway, DL
Bob Jury, DB
- 78— Hugh Green, DL
- 79— *Hugh Green, DL
- 80— *Hugh Green, DL
*Mark May, OL
- 81— Sal Sunseri, LB
- 82— Jimbo Covert, OL
- 83— *Bill Fralic, OL
- 84— *Bill Fralic, OL
- 86— Randy Dixon, OL
Tony Woods, DL
- 87— Craig Heyward, RB
- 88— Mark Stepnoski, OL
- 90— Brian Greenfield, P
- 2000— Antonio Bryant, WR
- 03— *Larry Fitzgerald, WR

PRINCETON

- 1889— Hector Cowan, T
William George, C
Edgar Allan Poe, B
Roscoe Channing, B
Knowlton Ames, B
- 1890— Ralph Warren, E
Jesse Riggs, G
Sheppard Homans, B
- 1891— Jesse Riggs, G
Philip King, B
Sheppard Homans, B
- 1892— Arthur Wheeler, G
Philip King, B
- 1893— Thomas Trenchard, E
Langdon Lea, T
Arthur Wheeler, G
Philip King, B
Franklin Morse, B
- 1894— Langdon Lea, T
Arthur Wheeler, G
- 1895— Langdon Lea, T
Dudley Riggs, G
- 1896— William Church, T
Robert Gailey, C
Addison Kelly, B
John Baird, B
- 1897— Garrett Cochran, E
Addison Kelly, B
- 1898— Lew Palmer, E
Arthur Hillebrand, T
- 1899— Arthur Hillebrand, T
Arthur Poe, E
Howard Reiter, B
- 01— Ralph Davis, E
- 02— John DeWitt, G
- 03— Howard Henry, E
John DeWitt, G
J. Dana Kafer, B
- 04— James Cooney, T
- 05— James McCormick, B
- 06— L. Casper Wister, E
James Cooney, T
Edward Dillon, B
- 07— L. Casper Wister, E
Edwin Harlan, B
James McCormick, B
- 08— Frederick Tibbott, B
- 10— Talbot Pendleton, B
- 11— Sanford White, E
Edward Hart, T
Joseph Duff, G
- 12— John Logan, G
- 13— Harold Ballin, T
- 14— Harold Ballin, T
- 16— Frank Hagg, G
- 18— Frank Murrey, B
- 20— Stan Keck, T
Donold Lourie, B
- 21— Stan Keck, G

- 22— C. Herbert Treat, T
- 25— Ed McMillan, C
- 35— John Weller, G
- 51— *Dick Kazmaier, B
- 52— Frank McPhee, E
- 65— Stas Maliszewski, G

PURDUE

- 29— Elmer Sleight, T
Ralph Welch, B
- 32— *Paul Moss, E
- 33— Duane Purvis, B
- 40— Dave Rankin, E
- 43— Alex Agase, G
- 52— Bernie Flowers, E
- 65— Bob Griese, QB
- 67— *Leroy Keyes, B
- 68— *Leroy Keyes, B
Chuck Kyle, MG
- 69— *Mike Phipps, QB
- 72— Otis Armstrong, B
Dave Butz, DT
- 80— *Dave Young, TE
*Mark Herrmann, QB
- 86— Rod Woodson, DB
- 2001— Travis Dorsch, P
- 04— Taylor Stubblefield, WR

RICE

- 46— Weldon Humble, G
- 49— James Williams, E
- 54— Dicky Maegle, B
- 58— Buddy Dial, E
- 76— Tommy Kramer, QB
- 91— Trevor Cobb, RB

RICHMOND

- 69— Walker Gillette, E
- 78— Jeff Nixon, DB

RUTGERS

- 17— Paul Robeson, E
- 18— Paul Robeson, E
- 61— Alex Kroll, C
- 95— *Marco Battaglia, TE

ST. MARY'S (CAL.)

- 27— Larry Bettencourt, C
- 45— *Herman Wedemeyer, B

SAN DIEGO ST.

- 92— *Marshall Faulk, RB
- 93— *Marshall Faulk, RB
- 97— Kyle Turley, OL

SANTA CLARA

- 38— Alvord Wolff, T
- 39— John Schiechl, C

SOUTH CAROLINA

- 80— *George Rogers, RB
- 84— Del Wilkes, OG

SOUTHERN CALIFORNIA

- 26— Mort Kaer, B
- 27— Jesse Hibbs, T
Morley Drury, B
- 30— Erny Pinckert, B
- 31— John Baker, G
Gus Shaver, B
- 32— *Ernie Smith, T
- 33— Aaron Rosenberg, G
*Cotton Warburton, B
- 39— *Harry Smith, G
- 43— Ralph Heywood, E
- 44— John Ferraro, T
- 47— Paul Cleary, E
- 52— Elmer Willhoite, G
Jim Sears, B
- 62— Hal Bedsole, E
- 65— *Mike Garret, B
- 66— Ron Yary, T
Nate Shaw, DB
- 67— *Ron Yary, T
*O.J. Simpson, B
Tim Rossovich, DE
Adrian Young, LB
- 68— *O.J. Simpson, B
- 69— Jim Gunn, DE
- 70— Charlie Weaver, DE
- 72— *Charles Young, TE
- 73— Lynn Swann, WR
Booker Brown, OT
Richard Wood, LB
Artimus Parker, DB
- 74— *Anthony Davis, RB
Richard Wood, LB

- 75— *Ricky Bell, RB
- 76— *Ricky Bell, RB
Gary Jeter, DT
Dennis Thurman, DB
- 77— *Dennis Thurman, DB
- 78— *Pat Howell, G
*Charles White, RB
- 79— *Brad Budde, G
*Charles White, RB
- 80— Keith Van Horne, OL
*Ronnie Lott, DB
- 81— Roy Foster, OL
*Marcus Allen, RB
- 82— *Don Mosebar, OL
Bruce Matthews, OL
George Achica, MG
- 83— Tony Slaton, C
- 84— Jack Del Rio, LB
- 85— Jeff Bregel, OL
- 86— Jeff Bregel, OL
Tim McDonald, DB
- 87— Dave Cadigan, OL
- 89— *Mark Carrier, DB
Tim Ryan, DL
- 93— Johnnie Morton, WR
- 94— Tony Boselli, OL
- 95— *Keyshawn Johnson, WR
- 98— *Chris Claiborne, LB
- 2002— Carson Palmer, QB
Troy Polamalu, DB
Mike Williams, WR
Jacob Rogers, OL
Kenechi Udezue, DL
Reggie Bush, AP/KR
Matt Leinart, QB
Shaun Cody, DL
Matt Grothe, LB
- 05— *Reggie Bush, RB
*Dwayne Jarrett, WR
Taitusi Lutui, OL

SMU

- 35— J.C. Wetsel, G
Bobby Wilson, B
- 47— Doak Walker, B
- 48— *Doak Walker, B
- 49— Doak Walker, B
- 50— Kyle Rote, B
- 51— Dick Hightower, C
- 66— John LaGrone, MG
- 68— Jerry LeVias, E
- 72— Robert Popelka, DB
- 74— Louie Kelcher, G
- 78— Emanuel Tolbert, WR
- 80— John Simmons, DB
- 82— *Eric Dickerson, RB
- 83— *Russell Carter, DB
- 85— Reggie Dupard, RB

STANFORD

- 24— Jim Lawson, E
- 25— Ernie Nevers, B
- 28— Seraphim Post, G
Don Robesky, G
- 32— Bill Corbus, G
- 33— Bill Corbus, G
- 34— Bob Reynolds, T
Bobby Grayson, B
- 35— James Moscrip, E
*Bobby Grayson, B
- 40— Frank Albert, B
- 41— Frank Albert, B
- 42— Chuck Taylor, G
- 50— Bill McColl, E
- 51— *Bill McColl, E
- 56— John Brodie, QB
- 70— Jim Plunkett, QB
- 71— Jeff Siemon, LB
- 74— Pat Donovan, DL
- 77— Guy Benjamin, QB
- 79— Ken Margerum, WR
- 80— *Ken Margerum, WR
- 82— *John Elway, QB
- 86— Brad Muster, RB
- 91— Bob Whitfield, OL
- 99— Troy Walters, WR

SYRACUSE

- 08— Frank Horr, T
- 15— Harold White, G
- 17— Alfred Cobb, T
- 18— Lou Usher, T
Joe Alexander, G

- 19— Joe Alexander, G
- 23— Pete McRae, E
- 26— Vic Hanson, E
- 56— *Jim Brown, B
- 59— *Roger Davis, G
- 60— Ernie Davis, B
- 61— *Ernie Davis, B
- 67— *Larry Csonka, B
- 85— *Tim Green, DL
- 87— *Don McPherson, QB
Ted Gregory, DL
- 90— John Flannery, C
- 92— *Chris Gedney, TE
- 2001— *Dwight Freene, DL

TEMPLE

- 85— John Rienstra, OL
- 86— *Paul Palmer, RB

TENNESSEE

- 29— Gene McEver, B
- 33— Beattie Feathers, B
- 38— Bowden Wyatt, E
- 39— Ed Molinski, G
George Cafego, B
- 40— *Bob Suffridge, G
- 46— Dick Huffman, T
- 51— *Hank Lauricella, B
- 52— John Michels, G
- 56— *John Majors, B
- 65— Frank Emanuel, LB
- 66— Paul Naumoff, LB
- 67— *Bob Johnson, C
- 68— *Charles Rosenfelder, G
Steve Kiner, LB
- 69— Chip Kell, G
*Steve Kiner, LB
- 70— *Chip Kell, G
- 71— *Bobby Majors, DB
- 75— Larry Seivers, E
- 76— Larry Seivers, SE
- 79— Roland James, DB
- 83— *Reggie White, DL
- 84— Bill Mayo, OG
- 85— Tim McGee, WR
- 89— *Eric Still, OL
- 90— *Antone Davis, OL
- 91— Dale Carter, DB
- 97— Peyton Manning, QB
- 98— Al Wilson, LB
- 99— Cosey Coleman, OL
Deon Grant, DB
- 2000— John Henderson, DL
- 01— John Henderson, DL
- 03— Dustin Colquitt, P
- 04— Michael Munoz, OL

TEXAS

- 45— Hubert Bechtol, E
- 46— Hubert Bechtol, E
- 47— Bobby Layne, B
- 50— *Bud McFadin, G
- 53— Carlton Massey, E
- 61— *Jimmy Saxton, B
- 62— *Johnny Treadwell, G
- 63— *Scott Appleton, T
- 65— Tommy Nobis, LB
- 68— Chris Gilbert, B
- 69— Bob McKay, T
- 70— Bobby Wuensch, T
Steve Worster, B
Bill Atessis, DE
- 71— *Jerry Sisemore, T
- 72— *Jerry Sisemore, T
- 73— *Bill Wyman, C
Roosevelt Leaks, B
- 75— Bob Simmons, T
- 77— *Earl Campbell, RB
*Brad Shearer, DL
- 78— *Johnnie Johnson, DB
- 79— *Steve McMichael, DL
*Johnnie Johnson, DB
- 80— Kenneth Sims, DL
- 81— Terry Tausch, OL
*Kenneth Sims, DL
- 83— Doug Dawson, OL
Jeff Leiding, LB
Jerry Gray, DB
- 84— Tony Degrate, DL
*Jerry Gray, DB
- 95— Tony Brackens, DL
- 96— Dan Neil, OL
- 97— *Ricky Williams, RB

- 98— *Ricky Williams, RB
- 2000— Leonard Davis, OL
Casey Hampton, DL
- 01— Mike Williams, OL
*Quentin Jammer, DB
- 02— Derrick Dockery, OL
- 03— Derrick Johnson, LB
- 04— *Derrick Johnson, LB
- 05— *Jonathan Scott, OL
Vince Young, QB
*Michael Huff, DB
Rodrique Wright, DL

UTEP

- 2000— *Brian Natkin, TE

TEXAS A&M

- 37— Joe Ruff, G
- 39— John Kimbrough, B
- 40— Marshall Robnett, G
*John Kimbrough, B
- 57— *John David Crow, B
- 70— Dave Elmendorf, DB
- 74— Pat Thomas, DB
- 75— *Ed Simonini, LB
Pat Thomas, DB
- 76— Tony Franklin, PK
*Robert Jackson, LB
- 85— Johnny Holland, LB
- 87— John Roper, DL
- 90— Darren Lewis, RB
- 91— Kevin Smith, DB
- 92— *Marcus Buckley, LB
- 93— Aaron Glenn, DB
Sam Adams, DL
- 94— Leeland McElroy, KR
- 98— *Dat Nguyen, LB

TCU

- 34— Darrell Lester, C
- 35— Darrell Lester, C
- 36— Sammy Baugh, B
- 38— Ki Aldrich, C
*Davey O'Brien, B
- 55— *Jim Swink, B
- 59— Don Floyd, T
- 60— *Bob Lilly, T
- 84— *Kenneth Davis, RB
- 91— Kelly Blackwell, TE
- 95— Michael Reeder, PK
- 2000— *LaDainian Tomlinson, RB
- 03— Nick Browne, PK

TEXAS TECH

- 60— E.J. Holub, C
- 65— Donny Anderson, B
- 77— Dan Irons, T
- 82— Gabriel Rivera, DL
- 91— *Mark Bounds, P
- 95— *Zach Thomas, LB
- 96— *Byron Hanspard, RB
- 98— Montae Reagor, DL

TOLEDO

- 71— Mel Long, DT

TULANE

- 31— *Jerry Dalrymple, E
- 32— Don Zimmerman, B
- 39— Harley McCollum, T
- 41— Ernie Blandin, T

TULSA

- 65— *Howard Twilley, E
- 91— Jerry Ostroski, OL

UCLA

- 46— *Burr Baldwin, E
- 52— Donn Moomaw, C
- 53— Paul Cameron, B
- 54— Jack Ellena, T
- 55— Hardiman Cureton, G
- 57— Dick Wallen, E
- 66— Mel Farr, B
- 67— *Gary Beban, B
Don Manning, LB
- 69— Mike Ballou, LB
- 73— Kermit Johnson, B
- 75— John Sciarra, QB
- 76— Jerry Robinson, LB
- 77— *Jerry Robinson, LB
- 78— *Jerry Robinson, LB
Kenny Easley, DB
- 79— *Kenny Easley, DB
- 80— *Kenny Easley, DB
- 81— *Tim Wrightman, TE

- 83— Don Rogers, DB
- 85— *John Lee, PK
- 88— Troy Aikman, QB
Darryl Henley, DB
- 92— Carlton Gray, DB
- 93— *J.J. Stokes, WR
Bjorn Merten, PK
Jamir Miller, LB
- 95— *Jonathan Ogden, OL
- 97— Chad Overhauser, OL
- 98— Cade McNown, QB
Kris Farris, OL
- 2000— Fred Mitchell, WR
- 01— Robert Thomas, LB
- 03— *Dave Ball, DL
- 05— *Maurice Drew, AP/KR
Mercedes Lewis, TE

UTAH

- 94— Luther Ellis, DL
- 2002— Jordan Gross, OL

UTAH ST.

- 61— Merlin Olsen, T
- 69— Phil Olsen, DE

VANDERBILT

- 23— Lynn Bomar, E
- 24— Henry Wakefield, E
- 32— Pete Gracey, C
- 58— George Deiderich, G
- 82— *Jim Arnold, P
- 84— *Ricky Anderson, P

VIRGINIA

- 15— Eugene Mayer, B
- 41— Bill Dudley, B
- 85— *Jim Dombrowski, OL
- 90— Herman Moore, WR
- 92— Chris Slade, DL
- 93— Mark Dixon, OL
- 98— Anthony Poindexter, DB
- 99— Thomas Jones, RB
- 2004— Elton Brown, OL
*Heath Miller, TE

VIRGINIA TECH

- 67— Frank Loria, DB
- 84— Bruce Smith, DL
- 93— *Jim Pyne, C
- 95— Cornell Brown, DL
- 99— *Corey Moore, DL
- 2003— *Jake Grove, C
Kevin Jones, RB
- 05— *Jimmy Williams, DB

WAKE FOREST

- 76— *Bill Armstrong, DB
- 2005— *Ryan Plackemeier, P

WASH. & JEFF.

- 14— John Spiegel, B
- 18— Wilbur Henry, T
- 19— Wilbur Henry, T

WASHINGTON

- 25— George Wilson, B
- 28— Charles Carroll, B
- 36— Max Starcevic, G
- 40— Rudy Mucha, C
- 41— Ray Frankowski, G
- 63— Rick Redman, G
- 64— Rick Redman, G
- 66— Tom Greenlee, DT
- 68— Al Worley, DB
- 82— *Chuck Nelson, PK
- 84— Ron Holmes, DL
- 86— Jeff Jaeger, PK
Reggie Rogers, DL
- 91— *Steve Emtan, DL
Mario Bailey, WR
- 92— *Lincoln Kennedy, OL
- 95— *Lawyer Milloy, DB
- 96— Benji Olson, OL
- 97— Olin Kreutz, C
- 2002— Reggie Williams, WR

WASHINGTON ST.

- 84— Rueben Mayes, RB
- 88— Mike Utley, OL
- 89— *Jason Hanson, PK
- 2002— Rien Long, DL
- 05— Jerome Harrison, RB

WEST VIRGINIA

- 19— Ira Rodgers, B
- 55— Bruce Bosley, T

- 82— *Darryl Talley, LB
- 85— Brian Jozwiak, OL
- 92— Mike Compton, C
- 94— *Todd Sauerbrun, P
- 95— Aaron Beasley, DB
- 96— Canute Curtis, LB
- 2003— Grant Wiley, LB

WILLIAMS

- 17— Ben Boynton, B
- 19— Ben Boynton, B

WISCONSIN

- 12— Robert Butler, T
- 13— Ray Keeler, G
- 15— Howard Buck, T
- 19— Charles Carpenter, C
- 20— Ralph Scott, T
- 23— Marty Below, T
- 30— Milo Lubratovich, T
- 42— *Dave Schreiner, E
- 54— *Alan Ameche, B
- 59— *Dan Lanphear, T
- 62— Pat Richter, E
- 75— Dennis Lick, T
- 81— Tim Krumrie, DL
- 94— Cory Raymer, C
- 98— Aaron Gibson, OL
*Tom Burke, DL
- 99— *Chris McIntosh, OL
*Ron Dayne, RB
- 2000— Jamar Fletcher, DB
- 04— Erasmus James, DL

WYOMING

- 83— Jack Weil, P
- 84— Jay Novacek, TE
- 96— Marcus Harris, WR
- 97— Brian Lee, DB

YALE

- 1889— Amos Alonzo Stagg, E
Charles Gill, T
Pudge Heffelfinger, G
- 1890— William Rhodes, T
Pudge Heffelfinger, G
Thomas McClung, B
- 1891— Frank Hinkey, E
John Hartwell, E
Wallace Winter, T
Pudge Heffelfinger, G
Thomas McClung, B
- 1892— Frank Hinkey, E
A. Hamilton Wallis, T
Vance McCormick, B
- 1893— Frank Hinkey, E
William Hickok, G
Frank Butterworth, B
- 1894— Frank Hinkey, E
William Hickok, G
Philip Stillman, C
George Adee, B
Frank Butterworth, B
- 1895— Fred Murphy, T
Samuel Thorne, B
- 1896— Fred Murphy, T
Clarence Fincke, B
- 1897— John Hall, E
Burr Chamberlin, T
Gordon Brown, G
Charles DeSaulles, B
- 1898— Burr Chamberlin, T
Gordon Brown, G
Malcolm McBride, B
- 1899— George Stillman, T
Gordon Brown, G
Malcolm McBride, B
Albert Sharpe, B
- 00— George Stillman, T
James Bloomer, T
Gordon Brown, G
Herman Olcott, C
George Chadwick, B
Perry Hale, B
William Fincke, B
- 01— Henry Holt, C
- 02— Thomas Shevlin, E
Ralph Kinney, T
James Hogan, T
Edgar Glass, G
Henry Holt, C
Foster Rockwell, B
George Chadwick, B
- 03— Charles Rafferty, E

| | |
|-----|------------------------|
| | James Hogan, T |
| | James Bloomer, G |
| | W. Ledyard Mitchell, B |
| 04— | Thomas Shevlin, E |
| | James Hogan, T |
| | Ralph Kinney, G |
| | Foster Rockwell, B |
| 05— | Thomas Shevlin, E |
| | Roswell Tripp, G |
| | Howard Roome, B |
| | Guy Hutchinson, B |
| 06— | Robert Forbes, E |
| | L. Horatio Biglow, T |
| | Hugh Knox, B |
| | Paul Veeder, B |
| 07— | Clarence Alcott, E |
| | L. Horatio Biglow, T |
| | Thomas A. D. Jones, B |
| | Edward Coy, B |
| 08— | William Goebel, G |
| | Hamlin Andrus, G |
| | Edward Coy, B |
| 09— | John Kilpatrick, E |
| | Henry Hobbs, T |
| | Hamlin Andrus, G |
| | Carroll Cooney, C |
| | Edward Coy, B |
| | Stephen Philbin, B |
| 10— | John Kilpatrick, E |
| 11— | Douglass Bomeisler, E |
| | Henry Ketcham, C |
| | Arthur Howe, B |
| 12— | Douglass Bomeisler, E |
| | Henry Ketcham, C |
| 13— | Nelson Talbot, T |

| | |
|-----|----------------------|
| 14— | Harry LeGore, B |
| 16— | Clinton Black, G |
| 20— | Tim Callahan, G |
| 21— | Malcolm Aldrich, B |
| 23— | Century Milstead, T |
| | William Mallory, B |
| 24— | Dick Luman, E |
| 27— | Bill Webster, G |
| | John Charlesworth, C |
| 36— | Larry Kelley, E |
| 37— | *Clint Frank, B |
| 44— | Paul Walker, E |

Team Leaders in Consensus All-Americans

(Ranked on Total Number of Selections; Minimum 5 Selections)

| Team | No. | Players |
|---------------------|-----|---------|
| Yale | 100 | 69 |
| Notre Dame | 95 | 79 |
| Harvard | 89 | 59 |
| Southern California | 73 | 65 |
| Michigan | 73 | 61 |
| Ohio St. | 72 | 55 |
| Oklahoma | 66 | 54 |
| Princeton | 65 | 49 |
| Nebraska | 52 | 43 |
| Pittsburgh | 49 | 42 |
| Texas | 47 | 41 |

| Team | No. | Players | Team | No. | Players |
|--------------|-----|---------|--------------------|-----|---------|
| Penn. | 46 | 32 | Arizona St. | 15 | 12 |
| Alabama | 39 | 38 | North Carolina | 14 | 13 |
| Army | 37 | 28 | Northwestern | 13 | 13 |
| Penn St. | 36 | 34 | TCU | 13 | 12 |
| Tennessee | 36 | 27 | Maryland | 12 | 11 |
| Miami (Fla.) | 35 | 32 | Brigham Young | 12 | 10 |
| UCLA | 35 | 31 | Arizona | 12 | 9 |
| Minnesota | 33 | 28 | Oklahoma St. | 11 | 11 |
| Florida St. | 33 | 26 | Chicago | 11 | 9 |
| Colorado | 29 | 25 | Virginia | 10 | 10 |
| Georgia | 28 | 23 | Kansas St. | 10 | 9 |
| Auburn | 26 | 24 | Kentucky | 10 | 8 |
| Michigan St. | 26 | 23 | Boston College | 9 | 9 |
| Stanford | 26 | 21 | Mississippi | 9 | 9 |
| California | 25 | 23 | West Virginia | 9 | 9 |
| Florida | 23 | 22 | Baylor | 9 | 7 |
| Navy | 23 | 20 | Texas Tech | 8 | 8 |
| Illinois | 23 | 18 | Virginia Tech | 8 | 8 |
| LSU | 22 | 18 | Houston | 7 | 7 |
| Iowa | 21 | 19 | Missouri | 7 | 7 |
| Wisconsin | 20 | 20 | North Carolina St. | 7 | 6 |
| Georgia Tech | 20 | 19 | Brown | 6 | 6 |
| Washington | 20 | 19 | Rice | 6 | 6 |
| Texas A&M | 20 | 18 | Vanderbilt | 6 | 6 |
| Purdue | 19 | 18 | Carlisle | 6 | 5 |
| Syracuse | 19 | 17 | Colgate | 6 | 5 |
| Arkansas | 19 | 16 | Columbia | 6 | 5 |
| Cornell | 19 | 15 | Indiana | 6 | 5 |
| Clemson | 17 | 16 | Air Force | 5 | 5 |
| Dartmouth | 17 | 15 | Oregon St. | 5 | 5 |
| SMU | 16 | 14 | Washington St. | 5 | 5 |

Special Awards

HEISMAN MEMORIAL TROPHY

Originally presented in 1935 as the DAC Trophy by the Downtown Athletic Club of New York City to the best college player east of the Mississippi River. In 1936, players across the country were eligible and the award was renamed the Heisman Memorial Trophy to honor former college coach and DAC athletics director John W. Heisman. The award now goes to the outstanding college football player in the United States. The bronze trophy was sculpted by Frank Eliscu, with the aid of Jim Crowley, one of Notre Dame's famed Four Horsemen. Crowley was then coach at Fordham, and some of his players posed as models for the trophy.

| Year | Player (Winner Bold) | School | Position | Points |
|------|------------------------|----------------|----------|--------|
| 1935 | Jay Berwanger | Chicago, HB | | 84 |
| | 2nd—Monk Meyer | Army | | 29 |
| | 3rd—Bill Shakespeare | Notre Dame, HB | | 23 |
| | 4th—Pepper Constable | Princeton, FB | | 20 |
| 1936 | Larry Kelley | Yale, E | | 219 |
| | 2nd—Sam Francis | Colorado, FB | | 47 |
| | 3rd—Ray Buivid | Marquette, HB | | 43 |
| | 4th—Sammy Baugh | TCU, HB | | 39 |
| 1937 | Clint Frank | Yale, HB | | 524 |
| | 2nd—Byron White | Colorado, HB | | 264 |
| | 3rd—Marshall Goldberg | Pittsburgh, HB | | 211 |
| | 4th—Alex Wojciechowicz | Fordham, C | | 85 |
| 1938 | Davey O'Brien | TCU, QB | | 519 |
| | 2nd—Marshall Goldberg | Pittsburgh, HB | | 294 |
| | 3rd—Sid Luckman | Columbia, QB | | 154 |
| | 4th—Bob MacLeod | Dartmouth, HB | | 78 |
| 1939 | Nile Kinnick | Iowa, HB | | 651 |
| | 2nd—Tom Harmon | Michigan, HB | | 405 |
| | 3rd—Paul Christman | Missouri, QB | | 391 |
| | 4th—George Cafego | Tennessee, QB | | 296 |

| Year | Player (Winner Bold) | School | Position | Points |
|------|------------------------|-----------------------|----------|--------|
| 1940 | Tom Harmon | Michigan, HB | | 1,303 |
| | 2nd—John Kimbrough | Texas A&M, FB | | 841 |
| | 3rd—George Franck | Minnesota, HB | | 102 |
| | 4th—Frankie Albert | Stanford, QB | | 90 |
| 1941 | Bruce Smith | Minnesota, HB | | 554 |
| | 2nd—Angelo Bertelli | Notre Dame, QB | | 345 |
| | 3rd—Frankie Albert | Stanford, QB | | 336 |
| | 4th—Frank Sinkwich | Georgia, HB | | 249 |
| 1942 | Frank Sinkwich | Georgia, HB | | 1,059 |
| | 2nd—Paul Governali | Columbia, QB | | 218 |
| | 3rd—Clint Castleberry | Georgia Tech, HB | | 99 |
| | 4th—Mike Holovak | Boston College, FB | | 95 |
| 1943 | Angelo Bertelli | Notre Dame, QB | | 648 |
| | 2nd—Bob Odell | Penn, HB | | 177 |
| | 3rd—Otto Graham | Northwestern, QB | | 140 |
| | 4th—Creighton Miller | Notre Dame, HB | | 134 |
| 1944 | Les Horvath | Ohio St., QB/HB | | 412 |
| | 2nd—Glenn Davis | Army, HB | | 287 |
| | 3rd—Doc Blanchard | Army, FB | | 237 |
| | 4th—Don Whitmire | Navy, T | | 115 |
| 1945 | * Doc Blanchard | Army, FB | | 860 |
| | 2nd—Glenn Davis | Army, HB | | 638 |
| | 3rd—Bob Fenimore | Oklahoma St., HB | | 187 |
| | 4th—Herman Wedermeyer | St. Mary's (Cal.), HB | | 152 |
| 1946 | Glenn Davis | Army, HB | | 792 |
| | 2nd—Charlie Trippi | Georgia, HB | | 435 |
| | 3rd—Johnny Lujack | Notre Dame, QB | | 379 |
| | 4th—Doc Blanchard | Army, FB | | 267 |
| 1947 | Johnny Lujack | Notre Dame, QB | | 742 |
| | 2nd—Bob Chappius | Michigan, HB | | 555 |
| | 3rd—Doak Walker | SMU, HB | | 196 |
| | 4th—Charlie Conerly | Mississippi, QB | | 186 |
| 1948 | * Doak Walker | SMU, HB | | 778 |
| | 2nd—Charlie Justice | North Carolina, HB | | 443 |
| | 3rd—Chuck Bednarik | Penn, C | | 336 |
| | 4th—Jackie Jensen | California, HB | | 143 |
| 1949 | Leon Hart | Notre Dame, E | | 995 |
| | 2nd—Charlie Justice | North Carolina, HB | | 272 |
| | 3rd—Doak Walker | SMU, HB | | 229 |
| | 4th—Arnold Galiffa | Army, QB | | 196 |

| Year | Player (Winner Bold) | School | Position | Points |
|------|------------------------|------------------|----------|--------|
| 1950 | * Vic Janowicz | Ohio St., HB | | 633 |
| | 2nd—Kyle Rote | SMU, HB | | 280 |
| | 3rd—Reds Bagnell | Penn, HB | | 231 |
| | 4th—Babe Parilli | Kentucky, QB | | 214 |
| 1951 | Dick Kazmaier | Princeton, HB | | 1,777 |
| | 2nd—Hank Lauricella | Tennessee, HB | | 424 |
| | 3rd—Babe Parilli | Kentucky, QB | | 344 |
| | 4th—Bill McColl | Stanford, E | | 313 |
| 1952 | Billy Vessels | Oklahoma, HB | | 525 |
| | 2nd—Jack Scarbath | Maryland, QB | | 367 |
| | 3rd—Paul Giel | Minnesota, HB | | 329 |
| | 4th—Donn Moomaw | UCLA, C | | 257 |
| 1953 | Johnny Lattner | Notre Dame, HB | | 1,850 |
| | 2nd—Paul Giel | Minnesota, HB | | 1,794 |
| | 3rd—Paul Cameron | UCLA, HB | | 444 |
| | 4th—Bernie Faloney | Maryland, QB | | 258 |
| 1954 | Alan Ameche | Wisconsin, FB | | 1,068 |
| | 2nd—Kurt Burris | Oklahoma, C | | 838 |
| | 3rd—Howard Cassidy | Ohio St., HB | | 810 |
| | 4th—Ralph Guglielmi | Notre Dame, QB | | 691 |
| 1955 | Howard Cassidy | Ohio St., HB | | 2,219 |
| | 2nd—Jim Swink | TCU, HB | | 742 |
| | 3rd—George Welsh | Navy, QB | | 383 |
| | 4th—Earl Morrall | Michigan St., QB | | 323 |
| 1956 | Paul Hornung | Notre Dame, QB | | 1,066 |
| | 2nd—Johnny Majors | Tennessee, HB | | 994 |
| | 3rd—Tommy McDonald | Oklahoma, HB | | 973 |
| | 4th—Jerry Tubbs | Oklahoma, C | | 724 |
| 1957 | John David Crow | Texas A&M, HB | | 1,183 |
| | 2nd—Alex Karras | Iowa, T | | 693 |
| | 3rd—Walt Kowalczyk | Michigan St., HB | | 630 |
| | 4th—Lou Michaels | Kentucky, T | | 330 |
| 1958 | Pete Dawkins | Army, HB | | 1,394 |
| | 2nd—Randy Duncan | Iowa, QB | | 1,021 |
| | 3rd—Billy Cannon | LSU, HB | | 975 |
| | 4th—Bob White | Ohio St., HB | | 365 |
| 1959 | Billy Cannon | LSU, HB | | 1,929 |
| | 2nd—Richie Lucas | Penn St., QB | | 613 |
| | 3rd—Don Meredith | SMU, QB | | 286 |
| | 4th—Bill Burrell | Illinois, G | | 196 |

| Year | Player (Winner Bold), School, Position | Points |
|------|--|--------|
| 1960 | Joe Bellino , Navy, HB | 1,793 |
| | 2nd—Tom Brown, Minnesota, G | 731 |
| | 3rd—Jake Gibbs, Mississippi, QB | 453 |
| | 4th—Ed Dyas, Auburn, HB | 319 |
| 1961 | Ernie Davis , Syracuse, HB | 824 |
| | 2nd—Bob Ferguson, Ohio St., HB | 771 |
| | 3rd—Jimmy Saxton, Texas, HB | 551 |
| | 4th—Sandy Stephens, Minnesota, QB | 543 |
| 1962 | Terry Baker , Oregon St., QB | 707 |
| | 2nd—Jerry Stovall, LSU, HB | 618 |
| | 3rd—Bobby Bell, Minnesota, T | 429 |
| | 4th—Lee Roy Jordan, Alabama, C | 321 |
| 1963 | * Roger Staubach , Navy, QB | 1,860 |
| | 2nd—Billy Lathridge, Georgia Tech, QB | 504 |
| | 3rd—Sherman Lewis, Michigan St., HB | 369 |
| | 4th—Don Trull, Baylor, QB | 253 |
| 1964 | John Huarte , Notre Dame, QB | 1,026 |
| | 2nd—Jerry Rhome, Tulsa, QB | 952 |
| | 3rd—Dick Butkus, Illinois, FB | 505 |
| | 4th—Bob Timberlake, Michigan, QB | 361 |
| 1965 | Mike Garrett , Southern California, HB | 926 |
| | 2nd—Howard Twilley, Tulsa, E | 528 |
| | 3rd—Jim Grabowski, Illinois, FB | 481 |
| | 4th—Donny Anderson, Texas Tech, HB | 408 |
| 1966 | Steve Spurrier , Florida, QB | 1,679 |
| | 2nd—Bob Griese, Purdue, QB | 816 |
| | 3rd—Nick Eddy, Notre Dame, HB | 456 |
| | 4th—Gary Beban, UCLA, QB | 318 |
| 1967 | Gary Beban , UCLA, QB | 1,968 |
| | 2nd—O.J. Simpson, Southern California, HB | 1,722 |
| | 3rd—Leroy Keyes, Purdue, HB | 1,366 |
| | 4th—Larry Csonka, Syracuse, FB | 136 |
| 1968 | O.J. Simpson , Southern California, HB | 2,853 |
| | 2nd—Leroy Keyes, Purdue, HB | 1,103 |
| | 3rd—Terry Hanraity, Notre Dame, QB | 387 |
| | 4th—Ted Kwalik, Penn St., TE | 254 |
| 1969 | Steve Owens , Oklahoma, HB | 1,488 |
| | 2nd—Mike Phipps, Purdue, QB | 1,344 |
| | 3rd—Rex Kern, Ohio St., QB | 856 |
| | 4th—Archie Manning, Mississippi, QB | 582 |
| 1970 | Jim Plunkett , Stanford, QB | 2,229 |
| | 2nd—Joe Theismann, Notre Dame, QB | 1,410 |
| | 3rd—Archie Manning, Mississippi, QB | 849 |
| | 4th—Steve Worster, Texas, RB | 398 |
| 1971 | Pat Sullivan , Auburn, QB | 1,597 |
| | 2nd—Ed Marinaro, Cornell, RB | 1,445 |
| | 3rd—Greg Pruitt, Oklahoma, RB | 586 |
| | 4th—Johnny Musso, Alabama, RB | 365 |
| 1972 | Johnny Rodgers , Nebraska, WR | 1,310 |
| | 2nd—Greg Pruitt, Oklahoma, RB | 966 |
| | 3rd—Rich Glover, Nebraska, MG | 652 |
| | 4th—Bert Jones, LSU, QB | 351 |
| 1973 | John Cappelletti , Penn St., RB | 1,057 |
| | 2nd—John Hicks, Ohio St., OT | 524 |
| | 3rd—Roosevelt Leaks, Texas, RB | 482 |
| | 4th—David Jaynes, Kansas, QB | 394 |
| 1974 | * Archie Griffin , Ohio St., RB | 1,920 |
| | 2nd—Anthony Davis, Southern California, RB | 819 |
| | 3rd—Joe Washington, Oklahoma, RB | 661 |
| | 4th—Tom Clements, Notre Dame, QB | 244 |
| 1975 | Archie Griffin , Ohio St., RB | 1,800 |
| | 2nd—Chuck Muncie, California, RB | 730 |
| | 3rd—Ricky Bell, Southern California, RB | 708 |
| | 4th—Tony Dorsett, Pittsburgh, RB | 616 |
| 1976 | Tony Dorsett , Pittsburgh, RB | 2,357 |
| | 2nd—Ricky Bell, Southern California, RB | 1,346 |
| | 3rd—Rob Lytle, Michigan, RB | 413 |
| | 4th—Terry Miller, Oklahoma St., RB | 197 |
| 1977 | Earl Campbell , Texas, RB | 1,547 |
| | 2nd—Terry Miller, Oklahoma St., RB | 812 |
| | 3rd—Ken MacAfee, Notre Dame, TE | 343 |
| | 4th—Doug Williams, Grambling, QB | 266 |
| 1978 | * Billy Sims , Oklahoma, RB | 827 |
| | 2nd—Chuck Fusina, Penn St., QB | 750 |
| | 3rd—Rick Leach, Michigan, QB | 435 |
| | 4th—Charles White, Southern California, RB | 354 |
| 1979 | Charles White , Southern California, RB | 1,695 |
| | 2nd—Billy Sims, Oklahoma, RB | 773 |
| | 3rd—Marc Wilson, Brigham Young, QB | 589 |
| | 4th—Art Schlichter, Ohio St., QB | 251 |
| 1980 | George Rogers , South Carolina, RB | 1,128 |
| | 2nd—Hugh Green, Pittsburgh, DE | 861 |

| Year | Player (Winner Bold), School, Position | Points |
|------|---|--------|
| | 3rd—Herschel Walker, Georgia, RB | 683 |
| | 4th—Mark Herrmann, Purdue, QB | 405 |
| 1981 | Marcus Allen , Southern California, RB | 1,797 |
| | 2nd—Herschel Walker, Georgia, RB | 1,199 |
| | 3rd—Jim McMahon, Brigham Young, QB | 706 |
| | 4th—Dan Marino, Pittsburgh, QB | 256 |
| 1982 | * Herschel Walker , Georgia, RB | 1,926 |
| | 2nd—John Elway, Stanford, QB | 1,231 |
| | 3rd—Eric Dickerson, SMU, RB | 465 |
| | 4th—Anthony Carter, Michigan, WR | 142 |
| 1983 | Mike Rozier , Nebraska, RB | 1,801 |
| | 2nd—Steve Young, Brigham Young, QB | 1,172 |
| | 3rd—Doug Flutie, Boston College, QB | 253 |
| | 4th—Turner Gill, Nebraska, QB | 190 |
| 1984 | Doug Flutie , Boston College, QB | 2,240 |
| | 2nd—Keith Byars, Ohio St., RB | 1,251 |
| | 3rd—Robbie Bosco, Brigham Young, QB | 443 |
| | 4th—Bernie Kosar, Miami (Fla.), QB | 320 |
| 1985 | Bo Jackson , Auburn, RB | 1,509 |
| | 2nd—Chuck Long, Iowa, QB | 1,464 |
| | 3rd—Robbie Bosco, Brigham Young, QB | 459 |
| | 4th—Lorenzo White, Michigan St., RB | 391 |
| 1986 | Vinny Testaverde , Miami (Fla.), QB | 2,213 |
| | 2nd—Paul Palmer, Temple, RB | 672 |
| | 3rd—Jim Harbaugh, Michigan, QB | 458 |
| | 4th—Brian Bosworth, Oklahoma, LB | 395 |
| 1987 | Tim Brown , Notre Dame, WR | 1,442 |
| | 2nd—Don McPherson, Syracuse, QB | 831 |
| | 3rd—Gordie Lockbaum, Holy Cross, WR/DB | 657 |
| | 4th—Lorenzo White, Michigan St., RB | 632 |
| 1988 | * Barry Sanders , Oklahoma St., RB | 1,878 |
| | 2nd—Rodney Peete, Southern California, QB | 912 |
| | 3rd—Troy Aikman, UCLA, QB | 582 |
| | 4th—Steve Walsh, Miami (Fla.), QB | 341 |
| 1989 | * Andre Ware , Houston, QB | 1,073 |
| | 2nd—Anthony Thompson, Indiana, RB | 1,003 |
| | 3rd—Major Harris, West Virginia, QB | 709 |
| | 4th—Tony Rice, Notre Dame, QB | 523 |
| 1990 | * Ty Detmer , Brigham Young, QB | 1,482 |
| | 2nd—Raghib Ismail, Notre Dame, WR | 1,177 |
| | 3rd—Eric Bieniemy, Colorado, RB | 798 |
| | 4th—Shawn Moore, Virginia, QB | 465 |
| 1991 | # Desmond Howard , Michigan, WR | 2,077 |
| | 2nd—Casey Weldon, Florida St., QB | 503 |
| | 3rd—Ty Detmer, Brigham Young, QB | 445 |
| | 4th—Steve Emtman, Washington, DT | 357 |
| 1992 | Gino Torretta , Miami (Fla.), QB | 1,400 |
| | 2nd—Marshall Faulk, San Diego St., RB | 1,080 |
| | 3rd—Garrison Hearst, Georgia, RB | 982 |
| | 4th—Marvin Jones, Florida St., LB | 392 |
| 1993 | Charlie Ward , Florida St., QB | 2,310 |
| | 2nd—Heath Shuler, Tennessee, QB | 688 |
| | 3rd—David Palmer, Alabama, RB | 292 |
| | 4th—Marshall Faulk, San Diego St., RB | 250 |
| 1994 | * Rashan Salaam , Colorado, RB | 1,743 |
| | 2nd—Ki-Jana Carter, Penn St., RB | 901 |
| | 3rd—Steve McNair, Alcorn St., QB | 655 |
| | 4th—Kerry Collins, Penn St., QB | 639 |
| 1995 | Eddie George , Ohio St., RB | 1,460 |
| | 2nd—Tommie Frazier, Nebraska, QB | 1,196 |
| | 3rd—Danny Wuerffel, Florida, QB | 987 |
| | 4th—Darnell Autry, Northwestern, RB | 535 |
| 1996 | Danny Wuerffel , Florida, QB | 1,363 |
| | 2nd—Troy Davis, Iowa St., RB | 1,174 |
| | 3rd—Jake Plummer, Arizona St., QB | 685 |
| | 4th—Orlando Pace, Ohio St., OL | 599 |
| 1997 | * Charles Woodson , Michigan, DB | 1,815 |
| | 2nd—Peyton Manning, Tennessee, QB | 1,543 |
| | 3rd—Ryan Leaf, Washington St., QB | 861 |
| | 4th—Randy Moss, Marshall, WR | 253 |
| 1998 | Ricky Williams , Texas, RB | 2,355 |
| | 2nd—Michael Bishop, Kansas St., QB | 792 |
| | 3rd—Cade McNown, UCLA, QB | 696 |
| | 4th—Tim Couch, Kentucky, QB | 527 |
| 1999 | Ron Dayne , Wisconsin, RB | 2,042 |
| | 2nd—Joe Hamilton, Georgia Tech, QB | 994 |
| | 3rd—Michael Vick, Virginia Tech, QB | 319 |
| | 4th—Drew Brees, Purdue, QB | 308 |
| 2000 | Chris Weinke , Florida St., QB | 1,628 |
| | 2nd—Josh Heupel, Oklahoma, QB | 1,552 |
| | 3rd—Drew Brees, Purdue, QB | 619 |
| | 4th—LaDainian Tomlinson, TCU, RB | 566 |

| Year | Player (Winner Bold), School, Position | Points |
|------|---|--------|
| 2001 | Eric Crouch , Nebraska, QB | 770 |
| | 2nd—Rex Grossman, Florida, QB | 708 |
| | 3rd—Ken Dorsey, Miami (Fla.), QB | 638 |
| | 4th—Joey Harrington, Oregon, QB | 364 |
| 2002 | Carson Palmer , Southern California, QB | 1,328 |
| | 2nd—Brad Banks, Iowa, QB | 1,095 |
| | 3rd—Larry Johnson, Penn St., RB | 726 |
| | 4th—Willis McGahee, Miami (Fla.), RB | 660 |
| 2003 | * Jason White , Oklahoma, QB | 1,481 |
| | 2nd—Larry Fitzgerald, Pittsburgh, WR | 1,353 |
| | 3rd—Eli Manning, Mississippi, QB | 710 |
| | 4th—Chris Perry, Michigan, RB | 341 |
| 2004 | * Matt Leinart , Southern California, QB | 1,325 |
| | 2nd—Adrian Peterson, Oklahoma, RB | 997 |
| | 3rd—Jason White, Oklahoma, QB | 957 |
| | 4th—Alex Smith, Utah, QB | 635 |

*Winner as junior (all others seniors). #Had one year of eligibility remaining.

2005 Heisman Voting

(First, second- and third-place votes, and total points; voting on a 3-2-1 basis)

| | 1st | 2nd | 3rd | Total |
|--|-----|-----|-----|-------|
| 1. *Reggie Bush, RB, Southern California | 784 | 89 | 11 | 2,541 |
| 2. *Vince Young, QB Texas | 79 | 613 | 145 | 1,608 |
| 3. Matt Leinart, QB, Southern California | 18 | 147 | 449 | 797 |
| 4. *Brady Quinn, QB, Notre Dame | 7 | 21 | 128 | 191 |
| 5. Michael Robinson, QB, Penn St. | 2 | 7 | 29 | 49 |
| 6. A.J. Hawk, LB, Ohio St. | 0 | 3 | 23 | 29 |
| 7. DeAngelo Williams, RB, Memphis | 1 | 2 | 19 | 26 |
| 8. Drew Olson, QB, UCLA | 1 | 2 | 14 | 21 |
| 9. Jerome Harrison, RB, Washington St. | 0 | 4 | 12 | 20 |
| 10. Elvis Dumervil, DE, Louisville | 0 | 0 | 9 | 9 |

*Junior. All others seniors.

Heisman Trophy Winners by Position



MAXWELL AWARD

First presented in 1937 to honor the nation's outstanding college football player by the Maxwell Memorial Football Club of Philadelphia. The award is named after Robert "Tiny" Maxwell, a Philadelphia native who played at the University of Chicago as a lineman near the turn of the century.

| Year | Player, College, Position |
|------|--------------------------------|
| 1937 | Clint Frank, Yale, HB |
| 1938 | Davey O'Brien, TCU, QB |
| 1939 | Nile Kinnick, Iowa, HB |
| 1940 | Tom Harmon, Michigan, HB |
| 1941 | Bill Dudley, Virginia, HB |
| 1942 | Paul Governali, Columbia, QB |
| 1943 | Bob Odell, Penn, HB |
| 1944 | Glenn Davis, Army, HB |
| 1945 | Doc Blanchard, Army, FB |
| 1946 | Charley Trippi, Georgia, HB |
| 1947 | Doak Walker, SMU, HB |
| 1948 | Chuck Bednarik, Penn, C |
| 1949 | Leon Hart, Notre Dame, E |
| 1950 | Reds Bagnell, Penn, HB |
| 1951 | Dick Kazmaier, Princeton, HB |
| 1952 | Johnny Lattner, Notre Dame, HB |
| 1953 | Johnny Lattner, Notre Dame, HB |
| 1954 | Ron Beagle, Navy, E |
| 1955 | Howard Cassady, Ohio St., HB |
| 1956 | Tommy McDonald, Oklahoma, HB |

| Year | Player, College, Position |
|------|--|
| 1957 | Bob Reifsnnyder, Navy, T |
| 1958 | Pete Dawkins, Army, HB |
| 1959 | Rich Lucas, Penn St., QB |
| 1960 | Joe Bellino, Navy, HB |
| 1961 | Bob Ferguson, Ohio St., FB |
| 1962 | Terry Baker, Oregon St., QB |
| 1963 | Roger Staubach, Navy, QB |
| 1964 | Glenn Ressler, Penn St., C |
| 1965 | Tommy Nobis, Texas, LB |
| 1966 | Jim Lynch, Notre Dame, LB |
| 1967 | Gary Beban, UCLA, QB |
| 1968 | O.J. Simpson, Southern California, RB |
| 1969 | Mike Reid, Penn St., DT |
| 1970 | Jim Plunkett, Stanford, QB |
| 1971 | Ed Marinaro, Cornell, RB |
| 1972 | Brad VanPelt, Michigan St., DB |
| 1973 | John Cappelletti, Penn St., RB |
| 1974 | Steve Joachim, Temple, QB |
| 1975 | Archie Griffin, Ohio St., RB |
| 1976 | Tony Dorsett, Pittsburgh, RB |
| 1977 | Ross Browner, Notre Dame, DE |
| 1978 | Chuck Fusina, Penn St., QB |
| 1979 | Charles White, Southern California, RB |
| 1980 | Hugh Green, Pittsburgh, DE |
| 1981 | Marcus Allen, Southern California, RB |
| 1982 | Herschel Walker, Georgia, RB |
| 1983 | Mike Rozier, Nebraska, RB |
| 1984 | Doug Flutie, Boston College, QB |
| 1985 | Chuck Long, Iowa, QB |
| 1986 | Vinny Testaverde, Miami (Fla.), QB |
| 1987 | Don McPherson, Syracuse, QB |
| 1988 | Barry Sanders, Oklahoma St., RB |
| 1989 | Anthony Thompson, Indiana, RB |
| 1990 | Ty Detmer, Brigham Young, QB |
| 1991 | Desmond Howard, Michigan, WR |
| 1992 | Gino Torretta, Miami (Fla.), QB |
| 1993 | Charlie Ward, Florida St., QB |
| 1994 | Kerry Collins, Penn St., QB |
| 1995 | Eddie George, Ohio St., RB |
| 1996 | Danny Wuerffel, Florida, QB |
| 1997 | Peyton Manning, Tennessee, QB |
| 1998 | Ricky Williams, Texas, RB |
| 1999 | Ron Dayne, Wisconsin, RB |
| 2000 | Drew Brees, Purdue, QB |
| 2001 | Ken Dorsey, Miami (Fla.), QB |
| 2002 | Larry Johnson, Penn St., RB |
| 2003 | Eli Manning, Mississippi, QB |
| 2004 | Jason White, Oklahoma, QB |
| 2005 | Vince Young, Texas, QB |

JOHN OUTLAND TROPHY

First presented in 1946 to honor the outstanding interior lineman in the nation by the Football Writers Association of America. The award is named for its benefactor, Dr. John H. Outland.

| Year | Player, College, Position |
|------|----------------------------------|
| 1946 | George Connor, Notre Dame, T |
| 1947 | Joe Steffy, Army, G |
| 1948 | Bill Fischer, Notre Dame, G |
| 1949 | Ed Bagdon, Michigan St., G |
| 1950 | Bob Gain, Kentucky, T |
| 1951 | Jim Weatherall, Oklahoma, T |
| 1952 | Dick Modzelewski, Maryland, T |
| 1953 | J.D. Roberts, Oklahoma, G |
| 1954 | Bill Brooks, Arkansas, G |
| 1955 | Calvin Jones, Iowa, G |
| 1956 | Jim Parker, Ohio St., G |
| 1957 | Alex Karras, Iowa, T |
| 1958 | Zeke Smith, Auburn, G |
| 1959 | Mike McGee, Duke, T |
| 1960 | Tom Brown, Minnesota, G |
| 1961 | Merlin Olsen, Utah St., T |
| 1962 | Bobby Bell, Minnesota, T |
| 1963 | Scott Appleton, Texas, T |
| 1964 | Steve DeLong, Tennessee, T |
| 1965 | Tommy Nobis, Texas, G |
| 1966 | Loyd Phillips, Arkansas, T |
| 1967 | Ron Yary, Southern California, T |
| 1968 | Bill Stanfill, Georgia, T |
| 1969 | Mike Reid, Penn St., DT |
| 1970 | Jim Stillwagon, Ohio St., MG |
| 1971 | Larry Jacobson, Nebraska, DT |
| 1972 | Rich Glover, Nebraska, MG |

| Year | Player, College, Position |
|------|--------------------------------------|
| 1973 | John Hicks, Ohio St., OT |
| 1974 | Randy White, Maryland, DE |
| 1975 | Lee Roy Selmon, Oklahoma, DT |
| 1976 | *Ross Browner, Notre Dame, DE |
| 1977 | Brad Shearer, Texas, DT |
| 1978 | Greg Roberts, Oklahoma, G |
| 1979 | Jim Ritcher, North Carolina St., C |
| 1980 | Mark May, Pittsburgh, OT |
| 1981 | *Dave Rimington, Nebraska, C |
| 1982 | Dave Rimington, Nebraska, C |
| 1983 | Dean Steinkuhler, Nebraska, G |
| 1984 | Bruce Smith, Virginia Tech, DT |
| 1985 | Mike Ruth, Boston College, NG |
| 1986 | Jason Buck, Brigham Young, DT |
| 1987 | Chad Hennings, Air Force, DT |
| 1988 | Tracy Rocker, Auburn, DT |
| 1989 | Mohammed Elewonibi, Brigham Young, G |
| 1990 | Russell Maryland, Miami (Fla.), DT |
| 1991 | *Steve Emtman, Washington, DT |
| 1992 | Will Shields, Nebraska, G |
| 1993 | Rob Waldrop, Arizona, NG |
| 1994 | Zach Wiegert, Nebraska, OT |
| 1995 | Jonathan Ogden, UCLA, OT |
| 1996 | *Orlando Pace, Ohio St., OT |
| 1997 | Aaron Taylor, Nebraska, OG |
| 1998 | *Kris Farris, UCLA, OT |
| 1999 | Chris Samuels, Alabama, OT |
| 2000 | *John Henderson, Tennessee, DL |
| 2001 | Bryant McKinnie, Miami (Fla.), OT |
| 2002 | Rien Long, Washington St., DT |
| 2003 | Robert Gallery, Iowa, OT |
| 2004 | Jammal Brown, Oklahoma, OT |
| 2005 | Greg Eslinger, Minnesota, C |

*Junior (all others seniors).

WALTER CAMP AWARD

First presented in 1967 to honor the nation's outstanding college football player by the Walter Camp Foundation in balloting by Division I-A coaches and sports information directors. The award is named after Walter Camp, one of the founders of modern American football.

| Year | Player, College, Position |
|------|--|
| 1967 | O.J. Simpson, Southern California, RB |
| 1968 | O.J. Simpson, Southern California, RB |
| 1969 | Steve Owens, Oklahoma, RB |
| 1970 | Jim Plunkett, Stanford, QB |
| 1971 | Pat Sullivan, Auburn, QB |
| 1972 | Johnny Rodgers, Nebraska, WR |
| 1973 | John Cappelletti, Penn St., RB |
| 1974 | Archie Griffin, Ohio St., RB |
| 1975 | Archie Griffin, Ohio St., RB |
| 1976 | Tony Dorsett, Pittsburgh, RB |
| 1977 | Ken MacAfee, Notre Dame, TE |
| 1978 | Billy Sims, Oklahoma, RB |
| 1979 | Charles White, Southern California, RB |
| 1980 | Hugh Green, Pittsburgh, DE |
| 1981 | Marcus Allen, Southern California, RB |
| 1982 | Herschel Walker, Georgia, RB |
| 1983 | Mike Rozier, Nebraska, RB |
| 1984 | Doug Flutie, Boston College, QB |
| 1985 | Bo Jackson, Auburn, RB |
| 1986 | Vinny Testaverde, Miami (Fla.), QB |
| 1987 | Tim Brown, Notre Dame, WR |
| 1988 | Barry Sanders, Oklahoma St., RB |
| 1989 | Andre Ware, Houston, QB |
| 1990 | Raghib Ismail, Notre Dame, RB/WR |
| 1991 | Desmond Howard, Michigan, WR |
| 1992 | Gino Torretta, Miami (Fla.), QB |
| 1993 | Charlie Ward, Florida St., QB |
| 1994 | Rashaan Salaam, Colorado, RB |
| 1995 | Eddie George, Ohio St., RB |
| 1996 | Danny Wuerffel, Florida, QB |
| 1997 | Charles Woodson, Michigan, DB |
| 1998 | Ricky Williams, Texas, RB |
| 1999 | Ron Dayne, Wisconsin, RB |
| 2000 | Josh Heupel, Oklahoma, QB |
| 2001 | Eric Crouch, Nebraska, QB |
| 2002 | Larry Johnson, Penn St., RB |
| 2003 | Larry Fitzgerald, Pittsburgh, WR |
| 2004 | Matt Leinart, Southern California, QB |
| 2005 | Reggie Bush, Southern California, RB |

VINCE LOMBARDI/ROTARY AWARD

First presented in 1970 to honor the outstanding college lineman or linebacker of the year by the Rotary Club of Houston, Texas. The award is named after professional football coach Vince Lombardi, a member of the legendary "Seven Blocks of Granite" at Fordham in the 1930s.

| Year | Player, College, Position |
|------|------------------------------------|
| 1970 | Jim Stillwagon, Ohio St., MG |
| 1971 | Walt Patulski, Notre Dame, DE |
| 1972 | Rich Glover, Nebraska, MG |
| 1973 | John Hicks, Ohio St., OT |
| 1974 | Randy White, Maryland, DT |
| 1975 | Lee Roy Selmon, Oklahoma, DT |
| 1976 | Wilson Whitley, Houston, DT |
| 1977 | Ross Browner, Notre Dame, DE |
| 1978 | Bruce Clark, Penn St., DT |
| 1979 | Brad Budde, Southern California, G |
| 1980 | Hugh Green, Pittsburgh, DE |
| 1981 | Kenneth Sims, Texas, DT |
| 1982 | Dave Rimington, Nebraska, C |
| 1983 | Dean Steinkuhler, Nebraska, G |
| 1984 | Tony Degrate, Texas, DT |
| 1985 | Tony Casillas, Oklahoma, NG |
| 1986 | Cornelius Bennett, Alabama, LB |
| 1987 | Chris Spielman, Ohio St., LB |
| 1988 | Tracy Rocker, Auburn, DT |
| 1989 | Percy Snow, Michigan St., LB |
| 1990 | Chris Zorich, Notre Dame, NT |
| 1991 | Steve Emtman, Washington, DT |
| 1992 | Marvin Jones, Florida St., LB |
| 1993 | Aaron Taylor, Notre Dame, OT |
| 1994 | Warren Sapp, Miami (Fla.), DT |
| 1995 | Orlando Pace, Ohio St., OT |
| 1996 | Orlando Pace, Ohio St., OT |
| 1997 | Grant Wistrom, Nebraska, DE |
| 1998 | Dat Nguyen, Texas A&M, LB |
| 1999 | Corey Moore, Virginia Tech, DE |
| 2000 | Jamal Reynolds, Florida St., DE |
| 2001 | Julius Peppers, North Carolina, DE |
| 2002 | Terrell Suggs, Arizona St., DE |
| 2003 | Tommie Harris, Oklahoma, DT |
| 2004 | David Pollack, Georgia, DE |
| 2005 | A.J. Hawk, Ohio St., LB |

DAVEY O'BRIEN NATIONAL QUARTERBACK AWARD

First presented in 1977 as the O'Brien Memorial Trophy to the outstanding player in the Southwest. In 1981, the Davey O'Brien Educational and Charitable Trust of Fort Worth, Texas, renamed the award the Davey O'Brien National Quarterback Award, and it now honors the nation's best quarterback.

MEMORIAL TROPHY

| Year | Player, College, Position |
|------|-----------------------------|
| 1977 | Earl Campbell, Texas, RB |
| 1978 | Billy Sims, Oklahoma, RB |
| 1979 | Mike Singletary, Baylor, LB |
| 1980 | Mike Singletary, Baylor, LB |

NATIONAL QB AWARD

| Year | Player, College |
|------|--------------------------------|
| 1981 | Jim McMahon, Brigham Young |
| 1982 | Todd Blackledge, Penn St. |
| 1983 | Steve Young, Brigham Young |
| 1984 | Doug Flutie, Boston College |
| 1985 | Chuck Long, Iowa |
| 1986 | Vinny Testaverde, Miami (Fla.) |
| 1987 | Don McPherson, Syracuse |
| 1988 | Troy Aikman, UCLA |
| 1989 | Andre Ware, Houston |
| 1990 | Ty Detmer, Brigham Young |
| 1991 | Ty Detmer, Brigham Young |
| 1992 | Gino Torretta, Miami (Fla.) |
| 1993 | Charlie Ward, Florida St. |
| 1994 | Kerry Collins, Penn St. |
| 1995 | Danny Wuerffel, Florida |
| 1996 | Danny Wuerffel, Florida |
| 1997 | Peyton Manning, Tennessee |
| 1998 | Michael Bishop, Kansas St. |

| Year | Player, College |
|------|----------------------------|
| 1999 | Joe Hamilton, Georgia Tech |
| 2000 | Chris Weinke, Florida St. |
| 2001 | Eric Crouch, Nebraska |
| 2002 | Brad Banks, Iowa |
| 2003 | Jason White, Oklahoma |
| 2004 | Jason White, Oklahoma |
| 2005 | Vince Young, Texas |

DICK BUTKUS AWARD

First presented in 1985 to honor the nation's best collegiate linebacker by the Downtown Athletic Club of Orlando, Fla. The award is named after Dick Butkus, two-time consensus all-American at Illinois and six-time all-Pro linebacker with the Chicago Bears.

| Year | Player, College |
|------|--------------------------------------|
| 1985 | Brian Bosworth, Oklahoma |
| 1986 | Brian Bosworth, Oklahoma |
| 1987 | Paul McGowan, Florida St. |
| 1988 | Derrick Thomas, Alabama |
| 1989 | Percy Snow, Michigan St. |
| 1990 | Alfred Williams, Colorado |
| 1991 | Erick Anderson, Michigan |
| 1992 | Marvin Jones, Florida St. |
| 1993 | Trev Alberts, Nebraska |
| 1994 | Dana Howard, Illinois |
| 1995 | Kevin Hardy, Illinois |
| 1996 | Matt Russell, Colorado |
| 1997 | Andy Katzenmoyer, Ohio St. |
| 1998 | Chris Claiborne, Southern California |
| 1999 | LaVar Arrington, Penn St. |
| 2000 | Dan Morgan, Miami (Fla.) |
| 2001 | Rocky Calmus, Oklahoma |
| 2002 | E.J. Henderson, Maryland |
| 2003 | Teddy Lehman, Oklahoma |
| 2004 | Derrick Johnson, Texas |
| 2005 | Paul Posluszny, Penn St. |

JIM THORPE AWARD

First presented in 1986 to honor the nation's best defensive back by the Jim Thorpe Athletic Club of Oklahoma City. The award is named after Jim Thorpe, Olympic champion, two-time consensus all-American halfback at Carlisle and professional football player.

| Year | Player, College |
|------|-----------------------------------|
| 1986 | Thomas Everett, Baylor |
| 1987 | Bennie Blades, Miami (Fla.) |
| | Rickey Dixon, Oklahoma |
| 1988 | Deion Sanders, Florida St. |
| 1989 | Mark Carrier, Southern California |
| 1990 | Darryll Lewis, Arizona |
| 1991 | Terrell Buckley, Florida St. |
| 1992 | Deon Figures, Colorado |



2005 Heisman Trophy winner Reggie Bush of Southern California also won the Doak Walker National Running Back Award after he rushed for 1,740 yards and 16 touchdowns.

| Year | Player, College |
|------|----------------------------|
| 1993 | Antonio Langham, Alabama |
| 1994 | Chris Hudson, Colorado |
| 1995 | Greg Myers, Colorado St. |
| 1996 | Lawrence Wright, Florida |
| 1997 | Charles Woodson, Michigan |
| 1998 | Antoine Winfield, Ohio St. |
| 1999 | Tyrone Carter, Minnesota |
| 2000 | Jamar Fletcher, Wisconsin |
| 2001 | Roy Williams, Oklahoma |
| 2002 | Terence Newman, Kansas St. |
| 2003 | Derrick Strait, Oklahoma |
| 2004 | Carlos Rogers, Auburn |
| 2005 | Michael Huff, Texas |

JOHNNY UNITAS GOLDEN ARM AWARD

First presented in 1987 to honor the nation's top senior quarterback by the Frank Camp Chapter of the Johnny Unitas Golden Arm Educational Foundation. Each year, a committee composed of NFL executives, coaches, scouts and media members selects the winner based on citizenship, scholarship, leadership and athletic accomplishments. The award, formerly presented by the Kentucky Chapter of the National Football Foundation and College Football Hall of Fame, Inc., is named after Pro Football Hall of Fame quarterback Johnny Unitas.

| Year | Player, College |
|------|------------------------------------|
| 1987 | Don McPherson, Syracuse |
| 1988 | Rodney Peete, Southern California |
| 1989 | Tony Rice, Notre Dame |
| 1990 | Craig Erickson, Miami (Fla.) |
| 1991 | Casey Weldon, Florida St. |
| 1992 | Gino Torretta, Miami (Fla.) |
| 1993 | Charlie Ward, Florida St. |
| 1994 | Jay Barker, Alabama |
| 1995 | Tommy Frazier, Nebraska |
| 1996 | Danny Wuerffel, Florida |
| 1997 | Peyton Manning, Tennessee |
| 1998 | Cade McNown, UCLA |
| 1999 | Chris Redman, Louisville |
| 2000 | Chris Weinke, Florida St. |
| 2001 | David Carr, Fresno St. |
| 2002 | Carson Palmer, Southern California |
| 2003 | Eli Manning, Mississippi |
| 2004 | Jason White, Oklahoma |
| 2005 | Matt Leinart, Southern California |

DOAK WALKER NATIONAL RUNNING BACK AWARD

First presented in 1990 to honor the nation's best running back among Division I-A juniors or seniors who combine outstanding achievements on the field, in the classroom and in the community, by the GTE/SMU Athletic Forum in Dallas, Texas, and sponsored by Dr. Pepper, a \$10,000 scholarship is donated to the recipient's university in his name. It is voted on by a panel of media and former college football standouts. The award is named after Doak Walker, SMU's three-time consensus all-America halfback and 1948 Heisman Trophy winner.

| Year | Player, College |
|------|----------------------------------|
| 1990 | Greg Lewis, Washington |
| 1991 | Trevor Cobb, Rice |
| 1992 | Garrison Hearst, Georgia |
| 1993 | Byron Morris, Texas Tech |
| 1994 | Rashaan Salaam, Colorado |
| 1995 | Eddie George, Ohio St. |
| 1996 | Byron Hunsford, Texas Tech |
| 1997 | Ricky Williams, Texas |
| 1998 | Ricky Williams, Texas |
| 1999 | Ron Dayne, Wisconsin |
| 2000 | LaDainian Tomlinson, TCU |
| 2001 | Luke Staley, Brigham Young |
| 2002 | Larry Johnson, Penn St. |
| 2003 | Chris Perry, Michigan |
| 2004 | Cedric Benson, Texas |
| 2005 | Reggie Bush, Southern California |

LOU GROZA COLLEGIATE PLACE-KICKER AWARD

First presented in 1992 to honor the nation's top collegiate place-kicker by the Palm Beach County Sports

Commission in conjunction with the Orange Bowl Committee. The award is named after Pro Football Hall of Fame kicker Lou Groza.

| Year | Player, College |
|------|-----------------------------------|
| 1992 | Joe Allison, Memphis |
| 1993 | Judd Davis, Florida |
| 1994 | Steve McLaughlin, Arizona |
| 1995 | Michael Reeder, TCU |
| 1996 | Marc Primanti, North Carolina St. |
| 1997 | Martin Gramatica, Kansas St. |
| 1998 | Sebastian Janikowski, Florida St. |
| 1999 | Sebastian Janikowski, Florida St. |
| 2000 | Jonathan Ruffin, Cincinnati |
| 2001 | Seth Marler, Tulane |
| 2002 | Nate Kaeding, Iowa |
| 2003 | Jonathan Nichols, Mississippi |
| 2004 | Mike Nugent, Ohio St. |
| 2005 | Alexis Serna, Oregon St. |

BRONKO NAGURSKI AWARD

First presented in 1993 to honor the nation's top collegiate defensive player by the Football Writers Association of America and the Charlotte (N.C.) Touchdown Club. The award is named after Bronko Nagurski, consensus all-America tackle and running back at Minnesota in 1929, and a member of both the College Football Hall of Fame and Pro Football Hall of Fame.

| Year | Player, College, Position |
|------|----------------------------------|
| 1993 | Rob Waldrop, Arizona, DL |
| 1994 | Warren Sapp, Miami (Fla.), DT |
| 1995 | Pat Fitzgerald, Northwestern, LB |
| 1996 | Pat Fitzgerald, Northwestern, LB |
| 1997 | Charles Woodson, Michigan, CB |
| 1998 | Champ Bailey, Georgia, DB |
| 1999 | Corey Moore, Virginia Tech, DE |
| 2000 | Dan Morgan, Miami (Fla.), LB |
| 2001 | Roy Williams, Oklahoma, DB |
| 2002 | Terrell Suggs, Arizona St., DE |
| 2003 | Derrick Strait, Oklahoma, CB |
| 2004 | Derrick Johnson, Texas, LB |
| 2005 | Elvis Dumervil, Louisville, DE |

FRED BILETNIKOFF RECEIVER AWARD

First presented in 1994 to honor the nation's top collegiate pass receiver by the Quarterback Club of Tallahassee, Fla. The award is named after Fred Biletnikoff, former Florida State all-American and NFL Oakland Raider receiver, a member of both the College Football Hall of Fame and Pro Football Hall of Fame.

| Year | Player, College |
|------|------------------------------|
| 1994 | Bobby Engram, Penn St. |
| 1995 | Terry Glenn, Ohio St. |
| 1996 | Marcus Harris, Wyoming |
| 1997 | Randy Moss, Marshall |
| 1998 | Troy Edwards, Louisiana Tech |
| 1999 | Troy Walters, Stanford |
| 2000 | Antonio Bryant, Pittsburgh |
| 2001 | Josh Reed, LSU |
| 2002 | Charles Rogers, Michigan St. |
| 2003 | Larry Fitzgerald, Pittsburgh |
| 2004 | Braylon Edwards, Michigan |
| 2005 | Mike Hass, Oregon St. |

CHUCK BEDNARIK AWARD

First presented in 1995 to honor the collegiate defensive player of the year by the Maxwell Memorial Football Club of Philadelphia. The award is named after Chuck Bednarik, consensus all-America center at Penn in 1947-48 and a member of both the College Football Hall of Fame and Pro Football Hall of Fame.

| Year | Player, College |
|------|--------------------------------|
| 1995 | Pat Fitzgerald, Northwestern |
| 1996 | Pat Fitzgerald, Northwestern |
| 1997 | Charles Woodson, Michigan |
| 1998 | Dat Nguyen, Texas A&M |
| 1999 | LaVar Arrington, Penn St. |
| 2000 | Dan Morgan, Miami (Fla.) |
| 2001 | Julius Peppers, North Carolina |
| 2002 | E.J. Henderson, Maryland |
| 2003 | Teddy Lehman, Oklahoma |
| 2004 | David Pollack, Georgia |
| 2005 | Paul Posluszny, Penn St. |

MOSI TATUPU SPECIAL TEAMS PLAYER OF THE YEAR AWARD

First presented in 1997 to the top special teams player in the country by the Maui (Hawaii) Touchdown Club. The award is named after Mosi Tatupu, who played high school football in Honolulu and collegiate football at Southern California. He went on to a 14-year playing career in the NFL.

| Year | Player, College |
|------|----------------------------|
| 1997 | Brock Olivo, Missouri |
| 1998 | Chris McAlister, Arizona |
| 1999 | Deltha O'Neal, California |
| 2000 | J.T. Thatcher, Oklahoma |
| 2001 | Kahlil Hill, Iowa |
| 2002 | Glenn Pakulak, Kentucky |
| 2003 | Wes Welker, Texas Tech |
| 2004 | Chad Owens, Hawaii |
| 2005 | Ryan Hoffman, Illinois St. |

RAY GUY PUNTING AWARD

First presented in 2000 to honor the nation's top collegiate punter by the Greater Augusta (Ga.) Sports Council. The winner will display leadership, self-discipline and have a significant impact on the team's success. Voted upon by a panel of sports writers, college football coaches and former punters. The award is named after Ray Guy, former punter at Southern Mississippi and NFL all-Pro punter for the Oakland Raiders.

| Year | Player, College |
|------|-------------------------------|
| 2000 | Kevin Stemke, Wisconsin |
| 2001 | Travis Dorsch, Purdue |
| 2002 | Mark Mariscal, Colorado |
| 2003 | B.J. Sander, Ohio St. |
| 2004 | Daniel Sepulveda, Baylor |
| 2005 | Ryan Plackemeier, Wake Forest |

JOHN MACKEY TIGHT END AWARD

First presented in 2000 to honor the nation's top collegiate tight end by the Nassau County (N.Y.) Sports Commission. The award is named after John Mackey, the first tight end inducted into the Pro Football Hall of Fame.

| Year | Player, College |
|------|------------------------------|
| 2000 | Tim Stratton, Purdue |
| 2001 | Dan Graham, Colorado |
| 2002 | Dallas Clark, Iowa |
| 2003 | Kellen Winslow, Miami (Fla.) |
| 2004 | Heath Miller, Virginia |
| 2005 | Mercedes Lewis, UCLA |

DAVE RIMINGTON CENTER TROPHY (NCAA I-A)

First presented in 2000 to honor the nation's top NCAA Division IA offensive center by the Boomer Esiason Foundation. The award is named after Dave Rimington, a consensus all-America center at Nebraska in 1981-82 who was inducted into the College Football Hall of Fame in 1997.

| Year | Player, College |
|------|--|
| 2000 | Dominic Raiola, Nebraska |
| 2001 | LeCharles Bentley, Ohio St. |
| 2002 | Brett Romberg, Miami (Fla.) |
| 2003 | Jake Grove, Virginia Tech |
| 2004 | David Baas, Michigan Ben Wilkerson, LSU |
| 2005 | Greg Eslinger, Minnesota |

TED HENDRICKS DEFENSIVE END AWARD

First presented in 2002 to honor the nation's top defensive end by the Miami (Florida) Touchdown Club. The award is named after Ted Hendricks, College Football Hall of Fame member from Miami (Florida) and a member of the Pro Football Hall of Fame.

| Year | Player, College |
|------|----------------------------|
| 2002 | Terrell Suggs, Arizona St. |
| 2003 | David Pollack, Georgia |
| 2004 | David Pollack, Georgia |
| 2005 | Elvis Dumervil, Louisville |

BOBBY BOWDEN AWARD

First presented in 2003 by the Fellowship of Christian Athletes (FCA) to the collegiate football player who best epitomizes the term student-athlete. The person selected will be one of character, classroom excellence, athletic achievement and community involvement. Presented at the site of the Bowl Championship Series national championship game.

| Year | Player, College |
|------|----------------------------|
| 2003 | Jason Wright, Northwestern |
| 2004 | Billy Bajema, Oklahoma St. |
| 2005 | D.J. Shockley, Georgia |

RONNIE LOTT TROPHY

First presented in 2004 by the Pacific Club of Newport Beach, California, to the IMPACT Defensive Player of the Year. It recognizes a player's success both on and off the field. IMPACT is an acronym for Integrity, Maturity, Performance, Academics, Community and Tenacity.

| Year | Player, College, Position |
|------|----------------------------|
| 2004 | David Pollack, Georgia, DE |
| 2005 | DeMeco Ryans, Alabama, LB |

MANNING AWARD

First presented in 2004 by the Nokia Sugar Bowl to the nation's top Division I-A quarterback. The award is named for the Manning family - former New Orleans Saints quarterback Archie Manning and his sons Peyton and Eli, both NFL quarterbacks and former collegiate all-Americans.

| Year | Player, College |
|------|-----------------------------------|
| 2004 | Matt Leinart, Southern California |
| 2005 | Vince Young, Texas |

Division I-AA

WALTER PAYTON PLAYER OF THE YEAR AWARD

First presented in 1987 to honor the top Division I-AA football player by the Sports Network and voted on by Division I-AA sports information directors. The award is named after Walter Payton, former Jackson State player and the National Football League's second all-time leading rusher.

| Year | Player, College, Position |
|------|------------------------------------|
| 1987 | Kenny Gamble, Colgate, RB |
| 1988 | Dave Meggett, Towson, RB |
| 1989 | John Friesz, Idaho, QB |
| 1990 | Walter Dean, Grambling, RB |
| 1991 | Jamie Martin, Weber St., QB |
| 1992 | Michael Payton, Marshall, QB |
| 1993 | Doug Nussmeier, Idaho, QB |
| 1994 | Steve McNair, Alcorn St., QB |
| 1995 | Dave Dickenson, Montana, QB |
| 1996 | Archie Amerson, Northern Ariz., RB |
| 1997 | Brian Finneran, Villanova, WR |
| 1998 | Jerry Azumah, New Hampshire, RB |
| 1999 | Adrian Peterson, Ga. Southern, RB |
| 2000 | Louis Ivory, Furman, RB |
| 2001 | Brian Westbrook, Villanova, RB |
| 2002 | Tony Romo, Eastern Ill., QB |
| 2003 | Jamaal Branch, Colgate, RB |
| 2004 | Lang Campbell, William & Mary, QB |
| 2005 | Erik Meyer, Eastern Wash., QB |

ERNIE DAVIS AWARD

First presented in 1992 to honor a Division I-AA college football player who has overcome personal, athletic or academic adversity and performs in an exemplary manner by the American Sports Wire. The award is named after the late Ernie Davis, Syracuse halfback who won the Heisman Trophy in 1961.

| Year | Player, College, Position |
|------|------------------------------|
| 1992 | Gilad Landau, Grambling, PK |
| 1993 | Jay Walker, Howard, QB |
| 1994 | Steve McNair, Alcorn St., QB |
| 1995 | Earl Holmes, Florida A&M, LB |
| 1996 | Jason DeCuir, Howard, PK |
| 1997 | DeMingo Graham, Hofstra, OL |
| 1998 | Chris Boden, Villanova, QB |
| 1999 | Matt Bushart, Southern U., P |

| Year | Player, College, Position |
|------|-------------------------------------|
| 2000 | Charles Roberts, Sacramento St., RB |
| 2001 | Mark Leyenaar, Robert Morris, OL |
| 2002 | Kayode Mayowa, Sacred Heart, LB |
| 2003 | Steve Baggs, Bethune-Cookman, LB |
| 2004 | Jamaal Branch, Colgate, RB |
| 2005 | Bruce Eugene, Grambling, QB |

BUCK BUCHANAN AWARD

First presented in 1995 to the nation's outstanding Division I-AA defensive player by The Sports Network. The award is named after Junious 'Buck' Buchanan, NAIA all-America defensive lineman at Grambling from 1959 through 1962 and Pro Football Hall of Fame inductee after an outstanding 13-year career.

| Year | Player, College, Position |
|------|-------------------------------------|
| 1995 | Dexter Coakley, Appalachian St., LB |
| 1996 | Dexter Coakley, Appalachian St., LB |
| 1997 | Chris McNeil, N.C. A&T, DE |
| 1998 | James Milton, Western Ill., LB |
| 1999 | Al Lucas, Troy, DT |
| 2000 | Edgerton Hartwell, Western Ill., DL |
| 2001 | Derrick Lloyd, James Madison, LB |
| 2002 | Rashean Mathis, Bethune-Cookman, DB |
| 2003 | Jared Allen, Idaho St., DE |
| 2004 | Jordan Beck, Cal Poly, LB |
| 2005 | Chris Gocong, Cal Poly, DE |

DAVE RIMINGTON AWARD (NCAA I-AA)

First presented in 2003 to honor the best Division I-AA center by the Boomer Esiason Foundation. The award is named after Dave Rimington, a College Football Hall of Fame center from Nebraska and the only player to win the John Outland Trophy twice (1981-82).

| Year | Player, College |
|------|---------------------------------|
| 2003 | Eugene Amano, Southeast Mo. St. |
| 2004 | Rob Hunt, North Dakota St. |
| 2005 | Jeff Bolton, Montana St. |

Division II

HARLON HILL TROPHY

First presented in 1986 to honor the best Division II player by the Harlon Hill Award Committee of Florence, Alabama. The award is named after Harlon Hill, former receiver at North Alabama and the National Football League's most valuable player for the Chicago Bears in 1955.

| Year | Player, College |
|------|---|
| 1986 | Jeff Bentrim, North Dakota St., QB |
| 1987 | Johnny Bailey, Tex. A&M-Kingsville, RB |
| 1988 | Johnny Bailey, Tex. A&M-Kingsville, RB |
| 1989 | Johnny Bailey, Tex. A&M-Kingsville, RB |
| 1990 | Chris Simdorn, North Dakota St., QB |
| 1991 | Ronnie West, Pittsburg St., WR |
| 1992 | Ronald Moore, Pittsburg St., RB |
| 1993 | Roger Graham, New Haven, RB |
| 1994 | Chris Hatcher, Valdosta St., QB |
| 1995 | Ronald McKinnon, North Ala., LB |
| 1996 | Jarrett Anderson, Truman, RB |
| 1997 | Irv Sigler, Bloomsburg, RB |
| 1998 | Brian Shay, Emporia St., RB |
| 1999 | Corte McGuffey, Northern Colo., QB |
| 2000 | Dusty Bonner, Valdosta St., QB |
| 2001 | Dusty Bonner, Valdosta St., QB |
| 2002 | Curt Anes, Grand Valley St., QB |
| 2003 | Will Hall, North Ala., QB |
| 2004 | Chad Friehauf, Colorado Mines, QB |
| 2005 | Jimmy Terwilliger, East Stroudsburg, QB |

JIM LANGER AWARD

First presented in 1994 to the top offensive lineman in Division II by the American Football Coaches Association Division II membership. The award is named after former South Dakota State standout Jim Langer, a five-time NFL all-Pro center and 1987 Pro Football Hall of Fame inductee.

| Year | Player, College |
|------|----------------------------------|
| 1994 | Kevin Robson, North Dakota |
| 1995 | Adam Timmerman, South Dakota St. |
| 1996 | Chris Villarrial, Indiana (Pa.) |

| Year | Player, College |
|------|-----------------------------------|
| 1997 | Andy Mazurek, Minn. St. Mankato |
| 1998 | Sean McNamara, Pittsburg St. |
| 1999 | Greg Lotyse, North Dakota |
| 2000 | Nick O'Brien, Tex. A&M-Kingsville |
| 2001 | Brian Crawford, Western Ore. |
| 2002 | Peter Campion, North Dakota St. |
| 2003 | Phillip Bogle, New Haven |
| 2004 | Alan Dunn, Tusculum |
| 2005 | Nick Hagemann, South Dakota |

DAVE RIMINGTON AWARD (NCAA II)

First presented in 2003 to honor the best Division II center by the Boomer Esiason Foundation. The award is named after Dave Rimington, a College Football Hall of Fame center from Nebraska and the only player to win the John Outland Trophy twice (1981-82).

| Year | Player, College |
|------|-----------------------------------|
| 2003 | Kevin Palmer, Tex. A&M-Kingsville |
| 2004 | Kevin Burton, Southeastern Okla. |
| 2005 | Lance Ancar, North Ala. |

GENE UPSHAW AWARD

First presented in 2004 by the Manheim (Pa.) Touchdown Club to the Division II lineman of the year. The award is named for Gene Upshaw, an all-Pro offensive lineman during his 15-year Hall-of-Fame career with the Oakland Raiders, and currently the executive director of the National Football League Players Association.

| Year | Player, College |
|------|---------------------------------|
| 2004 | Nathan Baker, Pittsburg St. |
| 2005 | Mike McFadden, Grand Valley St. |

Division III

JOHN GAGLIARDI TROPHY

First presented in 1993 to the nation's outstanding Division III player by the St. John's (Minn.) University J-Club. The award is named after John Gagliardi, St. John's head coach for 52 seasons and one of only two coaches in college football history to win 400 games.

| Year | Player, College, Position |
|------|--------------------------------------|
| 1993 | Jim Ballard, Mount Union, QB |
| 1994 | Carey Bender, Coe, RB |
| 1995 | Chris Palmer, St. John's (Minn.), WR |
| 1996 | Lon Erickson, Ill. Wesleyan, QB |
| 1997 | Bill Borchert, Mount Union, QB |
| 1998 | Scott Hvistendahl, Augsburg, WR/P |
| 1999 | Danny Ragsdale, Redlands, QB |
| 2000 | Chad Johnson, Pacific Lutheran, QB |



Linfield quarterback Brett Elliott was honored in 2005 with Division III's top two awards - the John Gagliardi Trophy and the Cliff Melberger Award. Elliott threw for 4,019 yards and 49 touchdowns, and topped the division in passing efficiency with a 191.5 rating.

| Year | Player, College, Position |
|------|---------------------------------------|
| 2001 | Chuck Moore, Mount Union, RB |
| 2002 | Dan Pugh, Mount Union, RB |
| 2003 | Blake Elliott, St. John's (Minn.), WR |
| 2004 | Rocky Myers, Wesley, DB |
| 2005 | Brett Elliott, Linfield, QB |

CLIFF MELBERGER AWARD

First presented in 1993 to the nation's outstanding Division III player by the Downtown Wilkes-Barre (Pa.) Touchdown Club. The award is named after Clifford K. Melberger, captain of the 1960 Bucknell football team that won the Lambert Cup and a member of the Touchdown Club's board of directors.

| Year | Player, College, Position |
|------|-------------------------------------|
| 1993 | Jim Ballard, Mount Union, QB |
| 1994 | Carey Bender, Coe, RB |
| 1995 | Craig Kusick, Wis.-La Crosse, QB |
| 1996 | Bill Borchert, Mount Union, QB |
| 1997 | Bill Borchert, Mount Union, QB |
| 1998 | Mike Burton, Trinity (Tex.), QB |
| 1999 | Scott Pingel, Westminster (Mo.), WR |
| 2000 | R.J. Bowers, Grove City, RB |
| 2001 | Chuck Moore, Mount Union, RB |
| 2002 | Dan Pincelli, Hartwick, QB |
| 2003 | Brett Trichilo, Wilkes, RB |
| 2004 | Brett Trichilo, Wilkes, RB |
| 2005 | Brett Elliott, Linfield, QB |

DAVE RIMINGTON AWARD (NCAA III)

First presented in 2003 to honor the best Division III center by the Boomer Esiason Foundation. The award is named after Dave Rimington, a College Football Hall of Fame center from Nebraska and the only player to win the John Outland Trophy twice (1981-82).

| Year | Player, College |
|------|----------------------------------|
| 2003 | Tom Doyle, Capital |
| 2004 | Matthew Bush, Mary Hardin-Baylor |
| 2005 | Damien Ciecwisz, Delaware Valley |

COLLEGE FOOTBALL HALL OF FAME

Established: In 1947, by the National Football Foundation and College Hall of Fame, Inc. The first class of enshrinement of Division I or major-college players began in 1951. In 1996, the yearly classes elected were expanded to include other than Division I players. **Eligibility:** A nominated player must be out of college at least 10 years and a first-team all-America selection by a major selector during his career. For divisional (college-division) players, the player must have been a first-team selection on a recognized all-America team in Divisions I-AA, II or III, or the NAIA. Coaches must be retired three years or are eligible immediately after retirement provided he is at least 70 years of age. Active coaches become eligible at 75 years of age. Coaches must have been a head coach for a minimum of 10 years and have coached at least 100 games with a .600 winning percentage. The voting is done by a 12-member panel made up of athletics directors, conference and bowl officials, and media representatives.

Member players are listed with the final year they played in college, and member coaches are listed with the year they were inducted. (\$) Indicates college-division member. (†) Indicates deceased members. (#) Indicates dual member of the Pro Football Hall of Fame.

COLLEGE FOOTBALL HALL OF FAME CLASS OF 2006

[Division I-A Class to be inducted at the 49th annual awards dinner December 5, 2006, and enshrined at the Hall, in South Bend, Ind., in the summer of 2007; Divisional Class to be enshrined during ceremonies at the Hall August 11 and 12, 2006]

DIVISION I-A CLASS

| Player, School | Pos. | Years |
|-----------------------------|------|---------|
| Bobby Anderson, Colorado | RB | 1967-69 |
| Bennie Blades, Miami (Fla.) | DB | 1985-87 |
| Carl Eller, Minnesota | DT | 1961-63 |
| Steve Emtman, Washington | DL | 1989-91 |
| Thomas Everett, Baylor | FS | 1983-86 |

| Player, School | Pos. | Years |
|----------------------------|------|-------------|
| Chad Hennings, Air Force | DT | 1984-87 |
| Chip Kell, Tennessee | OG | 1968-70 |
| Mike Phipps, Purdue | QB | 1967-69 |
| Mike Rozier, Nebraska | RB | 1981-83 |
| Jeff Siemon, Stanford | LB | 1968-71 |
| Bruce Smith, Virginia Tech | DT | 1981-84 |
| Emmitt Smith, Florida | RB | 1987-89 |
| Charlie Ward, Florida St. | QB | 1989, 91-93 |

| Coach, School | Years | Record |
|-----------------------|--------------|-----------|
| Bobby Bowden, Samford | 1959-62 | 359-107-4 |
| West Virginia | 1970-75 | |
| Florida St. | 1976-present | |
| Joe Paterno, Penn St. | 1966-present | 354-117-3 |

DIVISIONAL CLASS (DIVISIONS I-AA, II AND III, NAIA)

| Player, School | Pos. | Years |
|------------------------------|------|---------|
| Kevin Dent, Jackson St. | DB | 1985-88 |
| John Friesz, Idaho | QB | 1986-89 |
| Ronnie Mallett, Central Ark. | E | 1978-81 |
| Jerry Rice, Mississippi Val. | WR | 1981-84 |

| Coach, School | Years | Record |
|--------------------------------------|--------------|------------|
| Dick Farley, Williams | 1987-03 | 114-19-3 |
| John Gagliardi, Carroll (Mont.) | 1949-52 | 432-118-11 |
| St. John's (Minn.) | 1953-present | |
| Vernon "Skip" McCain, Md.-East Shore | 1948-63 | 102-21-5 |

PLAYERS

| Player, College | Year |
|---|------|
| † Earl Abell, Colgate | 1915 |
| Alex Agase, Purdue/Illinois | 1946 |
| † Harry Agganis, Boston U. | 1952 |
| † Frank Albert, Stanford | 1941 |
| † Ki Aldrich, TCU | 1938 |
| † Malcolm Aldrich, Yale | 1921 |
| Marcus Allen, Southern California# | 1981 |
| † Joe Alexander, Syracuse | 1920 |
| Lance Alworth, Arkansas# | 1961 |
| † Alan Ameche, Wisconsin | 1954 |
| † Knowlton Ames, Princeton | 1889 |
| Warren Amling, Ohio St. | 1946 |
| Bob P. Anderson, Army | 1959 |
| Dick Anderson, Colorado | 1967 |
| Donny Anderson, Texas Tech | 1965 |
| † Hunk Anderson, Notre Dame | 1921 |
| Jon Arnett, Southern California | 1956 |
| Doug Atkins, Tennessee# | 1952 |
| Bob Babich, Miami (Ohio) | 1968 |
| † Everett Bacon, Wesleyan (Conn.) | 1912 |
| † Reds Bagnell, Penn. | 1950 |
| Johnny Bailey, Tex. A&M-Kingsville (\$) | 1989 |
| † Hobey Baker, Princeton | 1913 |
| † John Baker, Southern California | 1931 |
| † Moon Baker, Northwestern | 1926 |
| Terry Baker, Oregon St. | 1962 |
| † Harold Ballin, Princeton | 1914 |
| † Bill Banker, Tulane | 1929 |
| Vince Banonis, Detroit | 1941 |
| Mike Barber, Marshall (\$) | 1988 |
| † Stan Barnes, California | 1921 |
| † Charles Barrett, Cornell | 1915 |
| † Bert Baston, Minnesota | 1916 |
| † Cliff Battles, West Va. Wesleyan# | 1931 |
| Sammy Baugh, TCU# | 1936 |
| Maxie Baughan, Georgia Tech | 1959 |
| Kirk Baumgartner, Wis.-Stevens Point (\$) | 1989 |
| † James Bausch, Wichita St./Kansas | 1930 |
| Ron Beagle, Navy | 1955 |
| Terry Beasley, Auburn | 1971 |
| Gary Beban, UCLA | 1967 |
| Hub Bechtel, Texas Tech/Texas | 1946 |
| Ray Beck, Georgia Tech | 1951 |
| † John Beckett, Oregon | 1916 |
| Chuck Bednarik, Penn# | 1948 |
| Forrest Behm, Nebraska | 1940 |
| Bobby Bell, Minnesota# | 1962 |
| † Ricky Bell, Southern California | 1976 |
| Joe Bellino, Navy | 1960 |
| † Marty Below, Wisconsin | 1923 |
| † Al Benbrook, Michigan | 1910 |
| Cornelius Bennett, Alabama | 1986 |
| Jeff Bentrim, North Dakota St. (\$) | 1986 |

| Player, College | Year | Player, College | Year | Player, College | Year |
|--|------|--|------|---|------|
| † Charlie Berry, Lafayette | 1924 | William Corbus, Stanford | 1933 | Bill Fralic, Pittsburgh | 1984 |
| Angelo Bertelli, Notre Dame | 1943 | Jimbo Covert, Pittsburgh | 1983 | † Sam Francis, Nebraska | 1936 |
| † Jay Berwanger, Chicago | 1935 | † Hector Cowan, Princeton | 1889 | George "Sonny" Franck, Minnesota | 1940 |
| † Lawrence Bettencourt, St. Mary's (Cal.) | 1927 | † Edward Coy, Yale | 1909 | † Ed Franco, Fordham | 1937 |
| Fred Bilenkoff, Florida St.# | 1964 | Brad Crawford, Franklin (\$) | 1977 | † Clint Frank, Yale | 1937 |
| Doc Blanchard, Army | 1946 | † Fred Crawford, Duke | 1933 | Rodney Franz, California | 1949 |
| Tony Blazine, Ill. Wesleyan (\$) | 1934 | John David Crow, Texas A&M | 1957 | Tucker Frederickson, Auburn | 1964 |
| † Al Blozis, Georgetown | 1941 | † Larry Crowley, Notre Dame | 1924 | † Benny Friedman, Michigan# | 1926 |
| † Ed Bock, Iowa St. | 1938 | Larry Csonka, Syracuse# | 1967 | Roman Gabriel, North Carolina St. | 1961 |
| † Lynn Bomar, Vanderbilt | 1924 | Tom Curtis, Michigan | 1969 | Bob Gain, Kentucky | 1950 |
| † Douglas Bomeisler, Yale | 1912 | † Slade Cutter, Navy | 1934 | † Arnold Galiffa, Army | 1949 |
| † Albie Booth, Yale | 1931 | † Ziggye Czarobski, Notre Dame | 1947 | Willie Galimore, Florida A&M (\$) | 1956 |
| George Bork, Northern Ill. (\$) | 1963 | Carroll Dale, Virginia Tech | 1959 | Hugh Gallameau, Stanford | 1940 |
| † Fred Borries, Navy | 1934 | † Gerald Dalrymple, Tulane | 1931 | Kenny Gamble, Colgate (\$) | 1987 |
| Bruce Bosley, West Virginia | 1955 | † John Dalton, Navy | 1911 | † Edgar Garbisch, Wash. & Jeff./Army | 1924 |
| Don Bossler, Miami (Fla.) | 1956 | † Charles Daly, Harvard/Army | 1902 | Mike Garrett, Southern California | 1965 |
| † Vic Botari, California | 1938 | Averell Daniell, Pittsburgh | 1936 | † Charles Gelbert, Penn | 1896 |
| Murry Bowden, Dartmouth | 1970 | † James Daniell, Ohio St. | 1941 | † Forest Geyer, Oklahoma | 1915 |
| † Ben Boynton, Williams | 1920 | † Tom Davies, Pittsburgh | 1921 | Jake Gibbs, Mississippi | 1960 |
| Terry Bradshaw, Louisiana Tech# (\$) | 1969 | Anthony Davis, Southern California | 1974 | † Paul Giel, Minnesota | 1953 |
| † Charles Brewer, Harvard | 1895 | † Ernie Davis, Syracuse | 1961 | Frank Gifford, Southern California# | 1951 |
| † Johnny Bright, Drake | 1951 | † Glenn Davis, Army | 1946 | Chris Gilbert, Texas | 1968 |
| John Brodie, Stanford | 1956 | Harold Davis, Westminster (Pa.) (\$) | 1956 | † Walter Gilbert, Auburn | 1936 |
| † George Brooke, Swarthmore/Penn | 1895 | Robert Davis, Georgia Tech | 1947 | Harry Gilmer, Alabama | 1947 |
| Al Brosky, Illinois | 1952 | Pete Dawkins, Army | 1958 | † George Gipp, Notre Dame | 1920 |
| Bob Brown, Nebraska# | 1963 | Tom Deery, Widener (\$) | 1981 | † Chet Gladchuk, Boston College | 1940 |
| George Brown, Navy/San Diego St. | 1947 | † Joe Delaney, Northwestern St. (\$) | 1980 | Bill Glass, Baylor | 1956 |
| † Gordon Brown, Yale | 1900 | Steve DeLong, Tennessee | 1964 | Rich Glover, Nebraska | 1972 |
| Jim Brown, Syracuse# | 1956 | Vern Den Herder, Central (Iowa) (\$) | 1970 | † Marshall Goldberg, Pittsburgh | 1938 |
| † John Brown Jr., Navy | 1913 | Al DeRogatis, Duke | 1948 | Gene Goodreault, Boston College | 1940 |
| † Johnny Mack Brown, Alabama | 1925 | † Paul DesJardien, Chicago | 1914 | † Walter Gordon, California | 1918 |
| † Tay Brown, Southern California | 1932 | † Aubrey Devine, Iowa | 1921 | † Paul Governali, Columbia | 1942 |
| Tom Brown, Minnesota | 1960 | † John DeWitt, Princeton | 1903 | Jim Grabowski, Illinois | 1965 |
| Ross Browner, Notre Dame | 1977 | Buddy Dial, Rice | 1958 | Randy Gradishar, Ohio St. | 1973 |
| Tel Bruner, Centre (\$) | 1985 | Chuck Dicus, Arkansas | 1970 | † Otto Graham, Northwestern# | 1943 |
| † Buck Buchanan, Grambling# (\$) | 1962 | Don Dierdorf, Michigan# | 1970 | † Red Grange, Illinois# | 1925 |
| Brad Budde, Southern California | 1979 | Mike Ditka, Pittsburgh# | 1960 | † Bobby Grayson, Stanford | 1935 |
| † Paul Bunker, Army | 1902 | † Glenn Dobbs, Tulsa | 1942 | Charlie Green, Wittenberg (\$) | 1964 |
| Chris Burford, Stanford | 1959 | † Bobby Dodd, Tennessee | 1930 | Darrell Green, Tex. A&M-Kingsville (\$) | 1982 |
| Kurt Burris, Oklahoma | 1954 | Holland Donan, Princeton | 1950 | Hugh Green, Pittsburgh | 1980 |
| † Ron Burton, Northwestern | 1959 | † Joseph Donchess, Pittsburgh | 1929 | † Jack Green, Tulane/Army | 1945 |
| Dick Butkus, Illinois# | 1964 | Keith Dorney, Penn St. | 1978 | Tim Green, Syracuse | 1985 |
| † Robert Butler, Wisconsin | 1913 | Tony Dorsett, Pittsburgh# | 1976 | Joe Greene, North Texas# | 1968 |
| Kevin Butler, Georgia | 1984 | † Nathan Dougherty, Tennessee | 1909 | Bob Griese, Purdue# | 1966 |
| † George Cafego, Tennessee | 1939 | † Bob Dove, Notre Dame | 1942 | Archie Griffin, Ohio St. | 1975 |
| † Red Cagle, La.-Lafayette/Army | 1929 | Nick Drahos, Cornell | 1940 | William Grinnell, Tufts (\$) | 1934 |
| † John Cain, Alabama | 1932 | † Paddy Driscoll, Northwestern# | 1916 | Jerry Groom, Notre Dame | 1950 |
| Brad Calip, East Central (\$) | 1984 | † Morley Drury, Southern California | 1927 | Ralph Guglielmi, Notre Dame | 1954 |
| Ed Cameron, Wash. & Lee | 1924 | Fred Dryer, San Diego St. (\$) | 1968 | † Merle Gulick, Toledo/Hobart | 1929 |
| † David Campbell, Harvard | 1901 | Joe Dudek, Plymouth St. (\$) | 1985 | Ray Guy, Southern Miss. | 1972 |
| Earl Campbell, Texas# | 1977 | Dick Duden, Navy | 1945 | † Joe Guyon, Carlisle/Georgia Tech# | 1918 |
| † Jack Cannon, Notre Dame | 1929 | Bill Dudley, Virginia# | 1941 | John Hadl, Kansas | 1961 |
| John Cappelletti, Penn St. | 1973 | Randy Duncan, Iowa | 1958 | † Edwin Hale, Mississippi Col. | 1921 |
| † Frank Carideo, Notre Dame | 1930 | Kenny Easley, UCLA | 1980 | L. Parker Hall, Mississippi | 1938 |
| † Charles Carney, Illinois | 1921 | † Walter Eckersall, Chicago | 1906 | Jack Ham, Penn St.# | 1970 |
| J.C. Caroline, Illinois | 1954 | † Turk Edwards, Washington St.# | 1931 | Bob Hamilton, Stanford | 1935 |
| Bill Carpenter, Army | 1959 | † William Edwards, Princeton | 1899 | † Tom Hamilton, Navy | 1926 |
| † Hunter Carpenter, Virginia Tech/North Carolina | 1905 | † Ray Eichenlaub, Notre Dame | 1914 | John Hannah, Alabama# | 1972 |
| Charles Carroll, Washington | 1928 | Steve Eisenhauer, Navy | 1953 | Vic Hanson, Syracuse | 1926 |
| Harry Carson, South Carolina St. (\$) | 1975 | Lawrence Elkins, Baylor | 1964 | † Pat Harder, Wisconsin | 1942 |
| Anthony Carter, Michigan | 1982 | Bump Elliott, Michigan/Purdue | 1947 | † Tack Hardwick, Harvard | 1914 |
| Tommy Casonova, LSU | 1971 | Pete Elliott, Michigan | 1948 | † T. Truxton Hare, Penn | 1900 |
| † Edward Casey, Harvard | 1919 | Dave Elmendorf, Texas A&M | 1970 | † Chick Harley, Ohio St. | 1919 |
| Tony Casillas, Oklahoma | 1985 | John Elway, Stanford# | 1982 | † Tom Harmon, Michigan | 1940 |
| Rod Cason, Angelo St. (\$) | 1971 | Frank Emanuel, Tennessee | 1965 | † Howard Harpster, Carnegie Mellon | 1928 |
| Howard Cassidy, Ohio St. | 1955 | Ray Evans, Kansas | 1947 | Wayne Harris, Arkansas | 1960 |
| † Guy Chamberlin, Neb. Wesleyan/Nebraska# | 1915 | † Albert Exendine, Carlisle | 1907 | † Edward Hart, Princeton | 1911 |
| Sam Chapman, California | 1937 | † Nello Falaschi, Santa Clara | 1936 | † Leon Hart, Notre Dame | 1949 |
| Bob Chappuis, Michigan | 1947 | † Tom Fears, Santa Clara/UCLA# | 1947 | Bill Hartman, Georgia | 1937 |
| † Paul Christman, Missouri | 1940 | † Beattie Feathers, Tennessee | 1933 | Jim Haslett, Indiana (Pa.) (\$) | 1978 |
| Joe Cichy, North Dakota St. (\$) | 1970 | Bob Fenimore, Oklahoma St. | 1946 | Frank Hawkins, Nevada (\$) | 1980 |
| † Dutch Clark, Colorado Col.# | 1929 | † Doc Fenton, LSU | 1909 | Michael Haynes, Arizona St.# | 1975 |
| Paul Cleary, Southern California | 1947 | Bob Ferguson, Ohio St. | 1961 | † Homer Hazel, Rutgers | 1924 |
| † Zora Clevenger, Indiana | 1903 | John Ferraro, Southern California | 1947 | † Matt Hazeltine, California | 1954 |
| Jack Cloud, William & Mary | 1949 | † Wes Fesler, Ohio St. | 1930 | † Ed Healey, Holy Cross/Dartmouth# | 1919 |
| † Gary Cochran, Princeton | 1897 | † Bill Fincher, Davidson/Georgia Tech | 1920 | † Pudge Heffelfinger, Yale | 1891 |
| † Josh Cody, Vanderbilt | 1919 | Bill Fischer, Notre Dame | 1948 | † Mel Hein, Washington St.# | 1930 |
| Don Coleman, Michigan St. | 1951 | † Hamilton Fish, Harvard | 1909 | † Don Heinrich, Washington | 1952 |
| † Charlie Conerly, Mississippi | 1947 | † Robert Fisher, Harvard | 1911 | Ted Hendricks, Miami (Fla.)# | 1968 |
| † George Connor, Holy Cross/Notre Dame# | 1947 | † Allen Flowers, Davidson/Georgia Tech | 1920 | Garney Henley, Huron (S.D.) (\$) | 1911 |
| Bill Cooper, Muskingum (\$) | 1960 | Charlie Flowers, Mississippi | 1959 | † Wilbur Henry, Wash. & Jeff.# | 1919 |
| † William Corbin, Yale | 1888 | George Floyd, Eastern Ky. (\$) | 1981 | † Clarence Herschberger, Chicago | 1898 |
| | | † Danny Fortmann, Colgate# | 1935 | † Robert Herwig, California | 1937 |
| | | | | † Willie Heston, San Jose St./Michigan | 1904 |

| Player, College | Year |
|--|------|
| †Herman Hickman, Tennessee | 1931 |
| †William Hickok, Yale | 1894 |
| John Hicks, Ohio St. | 1973 |
| †Dan Hill, Duke | 1938 |
| †Art Hillebrand, Princeton | 1899 |
| †Frank Hinkey, Yale | 1894 |
| †Carl Hinkle, Vanderbilt | 1937 |
| †Clarke Hinkle, Bucknell# | 1931 |
| †Elroy Hirsch, Wisconsin/Michigan# | 1943 |
| †James Hitchcock, Auburn | 1932 |
| Terry Hoage, Georgia | 1983 |
| †Frank Hoffmann, Notre Dame | 1931 |
| †James J. Hogan, Yale | 1904 |
| †Brud Holland, Cornell | 1938 |
| †Don Hollender, Army | 1955 |
| †Bill Hollenback, Penn | 1908 |
| Mike Holovak, Boston College | 1942 |
| Pierce Holt, Angelo St. (\$) | 1987 |
| E.J. Holub, Texas Tech | 1960 |
| Paul Hornung, Notre Dame# | 1956 |
| †Edwin Horrell, California | 1924 |
| †Les Horvath, Ohio St. | 1944 |
| Jim Houston, Ohio St. | 1959 |
| †Arthur Howe, Yale | 1911 |
| †Dixie Howell, Alabama | 1934 |
| John Huarte, Notre Dame | 1964 |
| †Cal Hubbard, Geneva/Centenary (La.)# | 1926 |
| †John Hubbard, Amherst | 1906 |
| †Pooley Hubert, Alabama | 1925 |
| Sam Huff, West Virginia# | 1955 |
| Weldon Humble, La.-Lafayette/Rice | 1946 |
| Ricky Hunley, Arizona | 1983 |
| Jackie Hunt, Marshall (\$) | 1941 |
| †Joel Hunt, Texas A&M | 1927 |
| †Ellery Huntington, Colgate | 1913 |
| †Don Hutson, Alabama# | 1934 |
| Cosmo Iacavazzi, Princeton | 1964 |
| †Jonas Ingram, Navy | 1906 |
| †Cecil Isbell, Purdue | 1937 |
| †Harvey Jablonsky, Army/Washington-St. Louis | 1933 |
| Bo Jackson, Auburn | 1985 |
| Keith Jackson, Oklahoma | 1987 |
| †Vic Janowicz, Ohio St. | 1951 |
| John Jefferson, Arizona St. | 1977 |
| †Darold Jenkins, Missouri | 1941 |
| †Jackie Jensen, California | 1948 |
| †Herbert Joesting, Minnesota | 1927 |
| Billy Johnson, Widener (\$) | 1972 |
| Bob Johnson, Tennessee | 1967 |
| Gary Johnson, Grambling (\$) | 1974 |
| †Jimmie Johnson, Carlisle/Northwestern | 1905 |
| Ron Johnson, Michigan | 1968 |
| Brent Jones, Santa Clara (\$) | 1985 |
| †Calvin Jones, Iowa | 1955 |
| †Gomer Jones, Ohio St. | 1935 |
| Stan Jones, Maryland# | 1953 |
| Lee Roy Jordan, Alabama | 1962 |
| †Frank Juhan, Sewanee | 1910 |
| †Charlie Justice, North Carolina | 1949 |
| †Mort Kaer, Southern California | 1926 |
| Joe Kapp, California | 1958 |
| Alex Karras, Iowa | 1957 |
| Ken Kavanaugh, LSU | 1939 |
| †Edgar Kaw, Cornell | 1922 |
| Dick Kazmaier, Princeton | 1951 |
| †Stan Keck, Princeton | 1921 |
| Larry Kelley, Yale | 1936 |
| †Wild Bill Kelly, Montana | 1926 |
| Doug Kenna, Army | 1944 |
| †George Kerr, Boston College | 1940 |
| †Henry Ketcham, Yale | 1913 |
| Leroy Keyes, Purdue | 1968 |
| †Glenn Killinger, Penn St. | 1921 |
| Billy Kilmer, UCLA | 1960 |
| †John Kilpatrick, Yale | 1910 |
| †John Kimbrough, Texas A&M | 1940 |
| †Frank Kinard, Mississippi# | 1937 |
| Terry Kinard, Clemson | 1982 |
| Steve Kiner, Tennessee | 1969 |
| †Phillip King, Princeton | 1893 |
| †Nile Kinnick, Iowa | 1939 |
| †Harry Kipke, Michigan | 1923 |
| †John Kitzmiller, Oregon | 1930 |

| Player, College | Year |
|-------------------------------------|------|
| †Barton Koch, Baylor | 1930 |
| †Walt Koppisch, Columbia | 1924 |
| Ron Kramer, Michigan | 1956 |
| Alex Kroll, Yale/Rutgers | 1961 |
| Charlie Krueger, Texas A&M | 1957 |
| Malcolm Kutner, Texas | 1941 |
| Ted Kwalick, Penn St. | 1968 |
| †Steve Lach, Duke | 1941 |
| †Myles Lane, Dartmouth | 1927 |
| Willie Lanier, Morgan St.# (\$) | 1966 |
| Johnny Lattner, Notre Dame | 1953 |
| Hank Lauricella, Tennessee | 1951 |
| †Lester Lautenschlaeger, Tulane | 1925 |
| †Elmer Layden, Notre Dame | 1924 |
| †Bobby Layne, Texas# | 1947 |
| †Langdon Lea, Princeton | 1895 |
| Roosevelt Leaks, Texas | 1974 |
| Eddie LeBaron, Pacific | 1949 |
| Jim LeClair, North Dakota (\$) | 1971 |
| †James Leech, VMI | 1920 |
| †Darrell Lester, TCU | 1935 |
| Jerry LeVias, SMU | 1968 |
| D.D. Lewis, Mississippi St. | 1968 |
| Leo Lewis, Lincoln (Mo.) (\$) | 1954 |
| Bob Lilly, TCU# | 1960 |
| †Augie Lio, Georgetown | 1940 |
| Floyd Little, Syracuse | 1966 |
| †Gordie Lockbaum, Holy Cross (\$) | 1987 |
| †Gordon Locke, Iowa | 1922 |
| Neil Lomax, Portland St. (\$) | 1980 |
| Chuck Long, Iowa | 1985 |
| Mel Long, Toledo | 1971 |
| †Frank Loria, Virginia Tech | 1967 |
| Ronnie Lott, Southern California# | 1980 |
| †Don Lourie, Princeton | 1921 |
| Richie Lucas, Penn St. | 1959 |
| †Sid Luckman, Columbia# | 1938 |
| Johnny Lujack, Notre Dame | 1947 |
| †Pug Lund, Minnesota | 1934 |
| Jim Lynch, Notre Dame | 1966 |
| Ken MacAfee, Notre Dame | 1977 |
| †Robert MacLeod, Dartmouth | 1938 |
| †Bart Macomber, Illinois | 1916 |
| Dicky Maegle, Rice | 1954 |
| †Ned Mahon, Harvard | 1915 |
| Johnny Majors, Tennessee | 1956 |
| †William Mallory, Yale | 1923 |
| Vaughn Mancha, Alabama | 1947 |
| James Mandich, Michigan | 1969 |
| †Gerald Mann, SMU | 1927 |
| Archie Manning, Mississippi | 1970 |
| Edgar Manske, Northwestern | 1933 |
| Ed Marinaro, Cornell | 1971 |
| Dan Marino, Pittsburgh# | 1982 |
| †Vic Markov, Washington | 1937 |
| †Bobby Marshall, Minnesota | 1906 |
| Jim Martin, Notre Dame | 1949 |
| Ollie Matson, San Francisco# | 1951 |
| Ray Matthews, TCU | 1927 |
| †John Maulbetsch, Adrian/Michigan | 1916 |
| †Pete Mauthe, Penn St. | 1912 |
| †Robert Maxwell, Chicago/Swarthmore | 1905 |
| Mark May, Pittsburgh | 1980 |
| George McAfee, Duke# | 1939 |
| Napoleon McCallum, Navy | 1985 |
| Don McCauley, North Carolina | 1970 |
| †Thomas McClung, Yale | 1891 |
| Bill McColl, Stanford | 1951 |
| †Jim McCormick, Princeton | 1907 |
| Tommy McDonald, Oklahoma# | 1956 |
| †Jack McDowall, North Carolina St. | 1927 |
| Hugh McElhenry, Washington# | 1951 |
| †Gene McEver, Tennessee | 1931 |
| †John McEwan, Army | 1916 |
| †Banks McFadden, Clemson | 1939 |
| Bud McFadin, Texas | 1950 |
| Mike McGee, Duke | 1959 |
| †Edward McGinley, Penn | 1924 |
| †John McGovern, Minnesota | 1910 |
| Thurman McGraw, Colorado St. | 1949 |
| Tyrone McGriff, Florida A&M (\$) | 1979 |
| †Mike McKeever, Southern California | 1960 |
| Reggie McKenzie, Michigan | 1971 |

| Player, College | Year |
|---|------|
| †George McLaren, Pittsburgh | 1918 |
| Jim McMahon, Brigham Young | 1981 |
| †Dan McMillan, Southern California/California | 1921 |
| †Bo McMillin, Centre | 1921 |
| †Bob McWhorter, Georgia | 1913 |
| †Roy Mercer, Penn | 1912 |
| Don Meredith, SMU | 1959 |
| Frank Merritt, Army | 1943 |
| †Bert Metzger, Notre Dame | 1930 |
| †Wayne Meylan, Nebraska | 1967 |
| Lou Michaels, Kentucky | 1957 |
| John Michels, Tennessee | 1952 |
| Abe Mickal, LSU | 1935 |
| †Creighton Miller, Notre Dame | 1943 |
| †Don Miller, Notre Dame | 1924 |
| †Eugene Miller, Penn St. | 1913 |
| †Fred Miller, Notre Dame | 1928 |
| †Rip Miller, Notre Dame | 1924 |
| †Wayne Millner, Notre Dame# | 1935 |
| †Century Milstead, Wabash/Yale | 1923 |
| †John Minds, Penn | 1897 |
| †Skip Minisi, Penn/Navy | 1947 |
| Lydell Mitchell, Penn St. | 1971 |
| Dick Modzelewski, Maryland | 1952 |
| †Alex Moffat, Princeton | 1883 |
| †Ed Molinski, Tennessee | 1940 |
| †Cliff Montgomery, Columbia | 1933 |
| Wilbert Montgomery, Abilene Christian (\$) | 1976 |
| Donn Moomaw, UCLA | 1952 |
| †William Morley, Columbia | 1901 |
| George Morris, Georgia Tech | 1952 |
| Larry Morris, Georgia Tech | 1954 |
| †Bill Morton, Dartmouth | 1931 |
| Craig Morton, California | 1964 |
| †Monk Moscrip, Stanford | 1935 |
| †Brick Muller, California | 1922 |
| Johnny Musso, Alabama | 1971 |
| †Bronko Nagurski, Minnesota# | 1929 |
| Billy Neighbors, Alabama | 1961 |
| †Ernie Nevers, Stanford# | 1925 |
| †Marshall Newell, Harvard | 1893 |
| Harry Newman, Michigan | 1932 |
| Ozzie Newsome, Alabama# | 1977 |
| Gifford Nielsen, Brigham Young | 1977 |
| Dwayne Nix, Tex. A&M-Kingsville (\$) | 1968 |
| Tommy Nobis, Texas | 1965 |
| Leo Nomellini, Minnesota# | 1949 |
| †Andrew Oberlander, Dartmouth | 1925 |
| †Davey O'Brien, TCU | 1938 |
| Ken O'Brien, UC Davis (\$) | 1982 |
| †Pat O'Dea, Wisconsin | 1899 |
| Bob Odell, Penn | 1943 |
| †Jack O'Hearn, Cornell | 1914 |
| Robin Olds, Army | 1942 |
| †Elmer Oliphant, Army/Purdue | 1917 |
| Merlin Olsen, Utah St.# | 1961 |
| Dennis Onkoiz, Penn St. | 1969 |
| †Bennie Oosterbaan, Michigan | 1927 |
| Charles O'Rourke, Boston College | 1940 |
| †John Orsi, Colgate | 1931 |
| †Win Osgood, Cornell/Penn | 1894 |
| Bill Osmanski, Holy Cross | 1938 |
| †John Outland, Kansas/Penn | 1899 |
| †George Owen, Harvard | 1922 |
| Jim Owens, Oklahoma | 1949 |
| Steve Owens, Oklahoma | 1969 |
| Alan Page, Notre Dame# | 1966 |
| Joe Palumbo, Virginia | 1951 |
| Jack Pardee, Texas A&M | 1956 |
| Babe Parilli, Kentucky | 1951 |
| Ace Parker, Duke# | 1936 |
| Jackie Parker, Mississippi St. | 1953 |
| †Jim Parker, Ohio St.# | 1956 |
| †Walter Payton, Jackson St.# (\$) | 1974 |
| †Vince Pazzetti, Wesleyan/Lehigh | 1912 |
| Chub Peabody, Harvard | 1941 |
| †Robert Peck, Pittsburgh | 1916 |
| Bob Pellegrini, Maryland | 1955 |
| †Stan Pennock, Harvard | 1914 |
| George Pfann, Cornell | 1923 |
| †H.D. Phillips, Sewanee | 1905 |
| Loyd Phillips, Arkansas | 1966 |
| Pete Pihos, Indiana# | 1946 |
| †Erny Pinckert, Southern California | 1931 |

| Player, College | Year | Player, College | Year | Player, College | Year |
|--|------|---------------------------------------|------|--|------|
| †John Pingel, Michigan St. | 1938 | †Bernie Shively, Illinois | 1926 | Howard Twilley, Tulsa | 1965 |
| Jim Plunkett, Stanford | 1970 | †Monk Simons, Tulane | 1934 | †Joe Utay, Texas A&M | 1907 |
| †Arthur Poe, Princeton | 1899 | O.J. Simpson, Southern California# | 1968 | †Norm Van Brocklin, Oregon# | 1948 |
| †Fritz Pollard, Brown# | 1916 | Billy Sims, Oklahoma | 1979 | Brad Van Pelt, Michigan St. | 1972 |
| †George Poole, Mississippi/North Carolina/Army | 1948 | Mike Singletary, Baylor# | 1980 | †Dale Van Sickle, Florida | 1929 |
| Marvin Powell, Southern California | 1976 | Fred Sington, Alabama | 1930 | †H. Van Surdam, Wesleyan (Conn.) | 1905 |
| Merv Pregulman, Michigan | 1943 | †Frank Sinkwich, Georgia | 1942 | †Dexter Very, Penn St. | 1912 |
| †Eddie Price, Tulane | 1949 | Jerry Sisemore, Texas | 1972 | †Billy Vessels, Oklahoma | 1952 |
| Ron Pritchard, Arizona St. | 1968 | †Emil Sitko, Notre Dame | 1949 | †Ernie Vick, Michigan | 1921 |
| Greg Pruitt, Oklahoma | 1972 | †Joe Skladany, Pittsburgh | 1933 | †Hube Wagner, Pittsburgh | 1913 |
| Larry Pugh, Westminster (Pa.) (\$) | 1964 | †Duke Slater, Iowa | 1921 | †Doak Walker, SMU# | 1949 |
| †Peter Pund, Georgia Tech | 1928 | Billy Ray Smith, Arkansas | 1982 | Herschel Walker, Georgia | 1982 |
| Garrard Ramsey, William & Mary | 1942 | †Bruce Smith, Minnesota | 1941 | †Bill Wallace, Rice | 1935 |
| John Rauch, Georgia | 1948 | Bubba Smith, Michigan St. | 1966 | †Adam Walsh, Notre Dame | 1924 |
| Gary Reasons, Northwestern St. (\$) | 1983 | †Clipper Smith, Notre Dame | 1927 | †Cotton Warburton, Southern California | 1934 |
| Bill Redell, Occidental (\$) | 1963 | †Ernie Smith, Southern California | 1932 | †Bob Ward, Maryland | 1951 |
| Rick Redman, Washington | 1964 | Harry Smith, Southern California | 1939 | Andre Ware, Houston | 1989 |
| †Claude Reeds, Oklahoma | 1913 | Jim Ray Smith, Baylor | 1954 | †William Warner, Cornell | 1902 |
| Mike Reid, Penn St. | 1969 | Riley Smith, Alabama | 1935 | Joe Washington, Oklahoma | 1975 |
| Steve Reid, Northwestern | 1936 | †Vernon Smith, Georgia | 1931 | †Kenny Washington, UCLA | 1939 |
| †William Reid, Harvard | 1899 | †Neil Snow, Michigan | 1901 | †Jim Weatherall, Oklahoma | 1951 |
| Bob Reifsnnyder, Navy | 1958 | Gary Spani, Kansas St. | 1977 | George Webster, Michigan St. | 1966 |
| Mel Renfro, Oregon# | 1963 | Al Sparlis, UCLA | 1945 | Herman Wedemeyer, St. Mary's (Cal.) | 1947 |
| †Pug Rentner, Northwestern | 1932 | †Clarence Spears, Knox/Dartmouth | 1915 | †Harold Weekes, Columbia | 1902 |
| Scott Reppert, Lawrence (\$) | 1982 | †W.D. Spears, Vanderbilt | 1927 | Roger Wehrli, Missouri | 1968 |
| Glenn Ressler, Penn St. | 1969 | †William Sprackling, Brown | 1911 | Art Weiner, North Carolina | 1949 |
| †Bob Reynolds, Stanford | 1935 | †Bud Sprague, Army/Texas | 1928 | †Ed Weir, Nebraska | 1925 |
| †Bobby Reynolds, Nebraska | 1952 | Steve Spurrier, Florida | 1966 | †Gus Welch, Carlisle | 1914 |
| Randy Rhino, Georgia Tech | 1974 | Harrison Stafford, Texas | 1932 | †John Weller, Princeton | 1935 |
| Jerry Rhome, SMU/Tulsa | 1964 | †Amos Alonzo Stagg, Yale | 1889 | †Percy Wendell, Harvard | 1912 |
| Willie Richardson, Jackson St. (\$) | 1962 | Bill Stanfill, Georgia | 1968 | †Belford West, Colgate | 1919 |
| Les Richter, California | 1951 | †Max Starcevich, Washington | 1936 | †Bob Westfall, Michigan | 1941 |
| Pat Richter, Wisconsin | 1962 | Roger Staubach, Navy# | 1964 | †Babe Weyand, Army | 1915 |
| †Jack Riley, Northwestern | 1931 | †Walter Steffen, Chicago | 1908 | †Buck Wharton, Penn. | 1896 |
| Dave Rimington, Nebraska | 1982 | Joe Steffy, Tennessee/Army | 1947 | †Arthur Wheeler, Princeton | 1894 |
| †Charles Rinehart, Lafayette | 1897 | †Herbert Stein, Pittsburgh | 1921 | †Byron White, Colorado | 1937 |
| Jim Ritcher, North Carolina St. | 1979 | Bob Steuber, DePauw/Missouri | 1943 | Charles White, Southern California | 1979 |
| Richard Ritchie, Tex. A&M-Kingsville (\$) | 1976 | †Mal Stevens, Washburn/Yale | 1923 | Danny White, Arizona St. | 1973 |
| Calvin Roberts, Gust. Adolphus (\$) | 1952 | Ben Stevenson, Tuskegee (\$) | 1930 | Ed White, California | 1968 |
| J.D. Roberts, Oklahoma | 1953 | †Vincent Stevenson, Penn | 1905 | Randy White, Maryland# | 1974 |
| †Paul Robeson, Rutgers | 1918 | Jim Stillwagon, Ohio St. | 1970 | †Reggie White, Tennessee | 1983 |
| Dave Robinson, Penn St. | 1962 | †Pete Stinchcomb, Ohio St. | 1920 | †Don Whitmire, Navy/Alabama | 1944 |
| Jerry Robinson, UCLA | 1978 | Brock Strom, Air Force | 1958 | †Frank Wickhorst, Navy | 1926 |
| Tracy Rocker, Auburn | 1988 | William Stromberg, Johns Hopkins (\$) | 1981 | Ed Widseth, Minnesota | 1936 |
| †Ira Rodgers, West Virginia | 1919 | †Ken Strong, New York U.# | 1928 | Paul Wiggan, Stanford | 1956 |
| Johnny Rodgers, Nebraska | 1972 | †George Strupper, Georgia Tech | 1917 | †Dick Wildung, Minnesota | 1942 |
| †Edward Rogers, Carlisle/Minnesota | 1903 | †Harry Stuhldreher, Notre Dame | 1924 | Bob Williams, Notre Dame | 1950 |
| George Rogers, South Carolina | 1980 | †Herb Sturhahn, Yale | 1926 | David Williams, Illinois | 1985 |
| Johnny Roland, Missouri | 1965 | †Joe Stydakar, West Virginia# | 1935 | Doug Williams, Grambling (\$) | 1977 |
| Joe Romig, Colorado | 1961 | †Bob Suffridge, Tennessee | 1940 | Froggie Williams, Rice | 1949 |
| †Aaron Rosenberg, Southern California | 1933 | †Steve Suhey, Penn St. | 1947 | Bill Willis, Ohio St.# | 1944 |
| †Dan Ross, Northeastern (\$) | 1978 | Pat Sullivan, Auburn | 1971 | Bobby Wilson, SMU | 1935 |
| †Kyle Rote, SMU | 1950 | †Frank Sundstrom, Cornell | 1923 | †George Wilson, Washington | 1925 |
| †Joe Routt, Texas A&M | 1937 | Lynn Swann, Southern California# | 1973 | †Harry Wilson, Army/Penn St. | 1927 |
| †Red Salmon, Notre Dame | 1903 | †Clarence Swanson, Nebraska | 1921 | Marc Wilson, Brigham Young | 1979 |
| Barry Sanders, Oklahoma St.# | 1988 | †Bill Swiacki, Holy Cross/Columbia | 1947 | Mike Wilson, Lafayette | 1928 |
| Alex Sarkisian, Northwestern | 1948 | Jim Swink, TCU | 1956 | Kellen Winslow, Missouri# | 1978 |
| †George Sauer, Nebraska | 1933 | †Eddie Talboom, Wyoming | 1950 | Albert Wistert, Michigan | 1942 |
| George Saviitsky, Penn. | 1947 | George Taliaferro, Indiana | 1948 | Alvin Wistert, Boston U./Michigan | 1949 |
| James Saxton, Texas | 1961 | Fran Tarkenton, Georgia# | 1960 | †Whitey Wistert, Michigan | 1933 |
| Gale Sayers, Kansas# | 1964 | Jack Tatum, Ohio St. | 1970 | †Alex Wojciechowicz, Fordham# | 1937 |
| Jack Scarbath, Maryland | 1952 | John Tavener, Indiana | 1944 | †Barry Wood, Harvard | 1931 |
| †Hunter Scarlett, Penn | 1908 | Bruce Taylor, Boston U. (\$) | 1969 | †Andy Wyant, Bucknell/Chicago | 1894 |
| Bob Schloredt, Washington | 1960 | †Chuck Taylor, Stanford | 1942 | †Bowden Wyatt, Tennessee | 1938 |
| Joe Schmidt, Pittsburgh# | 1952 | Joe Theismann, Notre Dame | 1970 | †Clint Wyckoff, Cornell | 1895 |
| †Wear Schoonover, Arkansas | 1929 | Aurelius Thomas, Ohio St. | 1957 | †Tommy Yarr, Notre Dame | 1931 |
| †Dave Schreiner, Wisconsin | 1942 | †Joe Thompson, Geneva/Pittsburgh | 1906 | Ron Yary, Southern California# | 1967 |
| †Germany Schultz, Michigan | 1908 | Lynn Thomsen, Augustana (Ill.)\$ | 1986 | †Lloyd Yoder, Carnegie Mellon | 1926 |
| †Dutch Schwab, Lafayette | 1922 | †Samuel Thorne, Yale | 1895 | †Buddy Young, Illinois | 1946 |
| †Marchy Schwartz, Notre Dame | 1931 | †Jim Thorpe, Carlisle# | 1912 | Charles Young, Southern California | 1972 |
| †Paul Schwegler, Washington | 1931 | †Ben Ticknor, Harvard | 1930 | †Harry Young, Wash. & Lee | 1916 |
| Clyde Scott, Navy/Arkansas | 1948 | †John Tigert, Vanderbilt | 1903 | Steve Young, Brigham Young# | 1983 |
| Freddie Scott, Amherst (\$) | 1973 | Gaynell Tinsley, LSU | 1936 | †Waddy Young, Oklahoma | 1938 |
| Richard Scott, Navy | 1947 | Eric Tipton, Duke | 1938 | Jack Youngblood, Florida# | 1970 |
| Tom Scott, Virginia | 1952 | †Clayton Tonnmaker, Minnesota | 1949 | Jim Youngblood, Tennessee Tech (\$) | 1972 |
| †Henry Seibels, Sewanee | 1900 | †Bob Torrey, Penn | 1905 | Paul Younger, Grambling (\$) | 1948 |
| Ron Sellers, Florida St. | 1968 | Willie Toffen, Mississippi Val. (\$) | 1985 | Gust Zarnas, Ohio St. | 1937 |
| Lee Roy Selmon, Oklahoma# | 1975 | Randy Trautman, Boise St. (\$) | 1981 | | |
| Harley Sewell, Texas | 1952 | †Brick Travis, Tarkio/Missouri | 1920 | | |
| †Bill Shakespeare, Notre Dame | 1935 | Charley Trippi, Georgia# | 1946 | | |
| Donnie Shell, South Carolina St. (\$) | 1973 | †Edward Tryon, Colgate | 1925 | | |
| †Murray Shelton, Cornell | 1915 | Jerry Tubbs, Oklahoma | 1956 | | |
| †Tom Shevlin, Yale | 1905 | Bulldog Turner, Hardin-Simmons# | 1939 | | |

COACHES

| Coach | Year |
|-----------------|------|
| †Joe Aillet | 1989 |
| †Bill Alexander | 1951 |
| †Eddie Anderson | 1971 |

| Coach | Year | Coach | Year | Coach | Year |
|----------------------|------|----------------------------|------|-----------------------------|------|
| †Ike Armstrong | 1957 | †Percy Haughton | 1951 | †Jimmy Phelan | 1973 |
| Chris Ault (\$) | 2002 | †Woody Hayes | 1983 | †Tommy Prothro | 1991 |
| †Charlie Bachman | 1978 | †John W. Heisman | 1954 | John Ralston | 1992 |
| Earl Banks | 1992 | †Robert Higgins | 1954 | Harold "Tubby" Raymond (\$) | 2003 |
| †Harry Baujan | 1990 | †Paul Hoernemann (\$) | 1997 | Bob Reade (\$) | 1998 |
| Thomas Beck (\$) | 2004 | †Babe Hollingberry | 1979 | Charlie Richard (\$) | 2004 |
| †Matty Bell | 1955 | †Frank Howard | 1989 | †E.N. Robinson | 1955 |
| †Hugo Bezdek | 1954 | Marcelino Huerta (\$) | 2002 | Eddie Robinson (\$) | 1997 |
| †Dana X. Bible | 1951 | †Bill Ingram | 1973 | †Knut Rockne | 1951 |
| †Bernie Bierman | 1955 | Don James | 1997 | †Dick Romney | 1954 |
| †Bob Blackman | 1987 | †Morley Jennings | 1973 | †Bill Roper | 1951 |
| †Earl "Red" Blaik | 1964 | †Biff Jones | 1954 | Darrell Royal | 1983 |
| Frank Broyles | 1983 | †Howard Jones | 1951 | Adolph Rutschman (\$) | 1998 |
| Earle Bruce | 2002 | †Tad Jones | 1958 | †Henry "Red" Sanders | 1996 |
| †Paul "Bear" Bryant | 1986 | †Lloyd Jordan | 1978 | †George Sanford | 1971 |
| Harold Burry (\$) | 1996 | †Ralph "Shug" Jordan | 1982 | Glenn "Bo" Schembechler | 1993 |
| Jim Butterfield (\$) | 1997 | †Andy Kerr | 1951 | †Ron Schipper (\$) | 2000 |
| †Wally Butts | 1997 | Roy Kidd (\$) | 2003 | †Francis Schmidt | 1971 |
| †Charlie Caldwell | 1961 | Chuck Klausung (\$) | 1998 | †Ben Schwartzwalder | 1982 |
| †Walter Camp | 1951 | Frank Kush | 1995 | †Clark Shaughnessy | 1968 |
| †Len Casanova | 1977 | †Frank Leahy | 1970 | †Buck Shaw | 1972 |
| Marino Casem (\$) | 2003 | †George Little | 1955 | Edgar Sherman (\$) | 1996 |
| †Frank Cavanaugh | 1954 | †Lou Little | 1960 | †Andy Smith | 1951 |
| Jerry Claiborne | 1999 | †Slip Madigan | 1974 | †Carl Snavely | 1965 |
| †Dick Colman | 1990 | Fred Martinelli (\$) | 2002 | Jim Sochor (\$) | 1999 |
| Don Coryell (\$) | 1999 | Dave Maurer | 1991 | †Amos Alonzo Stagg | 1951 |
| Carmen Cozza | 2002 | †Charlie McClendon | 1986 | †Gil Steinke (\$) | 1996 |
| †Fritz Crisler | 1954 | Herb McCracken | 1973 | Dick Strahm (\$) | 2004 |
| †Duffy Daugherty | 1984 | †Dan McGugin | 1951 | †Jock Sutherland | 1951 |
| †Bob Devaney | 1981 | †John McKay | 1988 | Barry Switzer | 2001 |
| †Dan Devine | 1985 | Allyn McKeen | 1991 | †Jim Tatum | 1984 |
| Doug Dickey | 2003 | †Tuss McLaughry | 1962 | Grant Teaff | 2001 |
| †Gil Dobie | 1951 | †John Merriitt | 1994 | †Frank Thomas | 1951 |
| †Bobby Dodd | 1993 | †Dutch Meyer | 1956 | †Lee Tressel (\$) | 1996 |
| †Michael Donahue | 1951 | †Jack Mollenkopf | 1988 | †Thad "Pie" Vann | 1987 |
| Terry Donahue | 2000 | †Bernie Moore | 1954 | †Johnny Vaught | 1979 |
| Vince Dooley | 1994 | †Scrappy Moore | 1980 | †Wallace Wade | 1955 |
| †Gus Dorais | 1954 | †Ray Morrison | 1954 | †Lynn "Pappy" Waldorf | 1966 |
| Pat Dye | 2005 | Darrell Mudra (\$) | 2000 | †Glenn "Pop" Warner | 1951 |
| †Bill Edwards | 1986 | †Arnett "Ace" Mumford (\$) | 2001 | Frank "Muddy" Waters (\$) | 2000 |
| LaVell Edwards | 2004 | †George Munger | 1976 | George Welsh | 2004 |
| †Rip Engle | 1973 | †Clarence "Biggie" Munn | 1959 | Frosty Westering (\$) | 2005 |
| Forest Evashevski | 2000 | †Bill Murray | 1974 | †E.E. "Tad" Wieman | 1956 |
| †Don Faurot | 1961 | †Frank Murray | 1974 | †John Wilce | 1954 |
| Hayden Fry | 2003 | †Ed "Hook" Mylin | 1974 | †Bud Wilkinson | 1969 |
| Joseph Fusco (\$) | 2001 | †Earle "Greasy" Neale # | 1967 | †Henry Williams | 1951 |
| †Jake Gaither | 1975 | †Jess Neely | 1971 | †George Woodruff | 1963 |
| †Sid Gillman# | 1989 | Don Nehlen | 2005 | †Warren Woodson | 1989 |
| †Ernest Godfrey | 1972 | †David Nelson | 1987 | †Bowden Wyatt | 1997 |
| Ray Graves | 1990 | †Robert Neyland | 1956 | Bill Yeoman | 2001 |
| †Andy Gustafson | 1985 | Billy Nicks (\$) | 1999 | †Fielding "Hurry Up" Yost | 1951 |
| †Edward Hall | 1951 | †Homer Norton | 1971 | Jim Young | 1999 |
| †Jack Hardin | 1980 | †Frank "Buck" O'Neill | 1951 | †Bob Zupke | 1951 |
| †Richard Harlow | 1954 | Tom Osborne | 1998 | †Deceased | |
| †Harvey Harman | 1981 | †Bennie Owen | 1951 | | |
| †Jesse Harper | 1971 | Ara Parseghian | 1980 | | |
| Roger Harring (\$) | 2005 | †Doyt Perry | 1988 | | |

DIVISION II NATIONAL HALL OF FAME (at Florence, Alabama)

1999

Johnny Bailey, Tex. A&M-Kingsville, RB
Jeff Bentrin, North Dakota St., QB
Walter Payton, Jackson St., RB

2000

Harry Carson, South Carolina St., LB
Pierce Holt, Angelo St., DL
John Stallworth, Alabama A&M, WR

2001

Brent Jones, Santa Clara, TE
Greg Lloyd, Fort Valley St., LB
Ken Davis, UC Davis, QB

2002

Scott Brunner, Delaware, QB
Andre Reed, Kutztown, WR
Jessie Tuggle, Valdosta St., LB

2003

Darrell Green, Tex. A&M-Kingsville, DB

2004

Phil Hansen, North Dakota St., DL

2005

Chris Hatcher, Valdosta St., QB
Ronald Moore, Pittsburg St., RB
Donnie Shell, South Carolina St., LB/DB

First-Team All-Americans Below Division I-A

2005 Selectors (and division[s]): American Football Coaches Association (I-AA, II, III); Associated Press (I-AA, II, III); Football Gazette (I-AA, II, III); The Sports Network (I-AA); Daktronics (II); D2 Football.com (II); D3 Football.com (III).

Selection of Associated Press Little All-America Teams began in 1934. Early AP selectors were not bound by NCAA membership classifications; therefore, several current Division I-A teams are included in this list.

The American Football Coaches Association began selecting all-America teams below Division I-A in 1967 for two College Division classifications. Its College Division I team included NCAA Division II and National Association of Intercollegiate Athletics (NAIA) Division I players. The AFCA College Division II team included NCAA Division III and NAIA Division II players. The AFCA renamed the College Division I team to Division II, and the College Division II team to Division III, in 1996; players at NAIA institutions are no longer eligible for these teams.

The AFCA added a Division I-AA team in 1979; AP began selecting a Division I-AA team in 1982; the Sports Network added a Division I-AA team in 1994; and these players are included. In 1993, the College Sports Information Directors of America Division II team was added, selected by sports information directors from every NCAA Division II institution. In 1997, the Daktronics team for Division II was added. In 1990, the Champion USA Division III team was added, selected by a panel of 25 sports information directors and replaced by the Hewlett-Packard Division III team in 1995. It was then replaced by College Sports Information Directors Team in 2003. In 1993, Football Gazette's team was added for Divisions I-AA, II and III. In 2002, D2 Football.com and D3 Football.com were added for Divisions II and III, respectively.

Nonmembers of the NCAA are included in this list, as are colleges that no longer play varsity football.

Players selected to a Division I-AA all-America team are indicated by (†). Current members of Division I-A are indicated by (*).

All-Americans are listed by college, year selected and position.

ABILENE CHRISTIAN (23)

- 48— V.T. Smith, B
- 51— Lester Wheeler, OT
- 52— Wallace Bullington, DB
- 65— Larry Cox, OT
- 69— Chip Bennett, LB
- 70— Jim Lindsey, QB
- 73— Wilbert Montgomery, RB
- 74— Chip Martin, DL
- 77— Chuck Sitton, DB
- 82— Grant Feasel, C
- 83— Mark Wilson, DB
- 84— Dan Remsburg, OT
- 87— Richard Van Drueten, OT
- 89— John Layfield, OG
- 90— Dennis Brown, PK
- 91— Jay Jones, LB
- 97— Junior Filikitonga, DL
- Victor Burke, DB
- 2001— Brad Raphael, P
- 03— Britt Lively, OL
- 04— Danieal Manning, RS
- 05— Clayton Farrell, DL
- Danieal Manning, DB

ADAMS ST. (9)

- 79— Ronald Johnson, DB
- 84— Bill Stone, RB
- 87— Dave Humann, DB
- 95— Chris Perry, WR
- 97— Jason Van Dyke, P
- 98— Jason Van Dyke, P
- 2004— Adam McGurk, LB
- Jeff Williams, P
- 05— Jeff Williams, P

ADRIAN (2)

- 2004— Dan McKeown, DB
- 05— Mike Lewis, DL

AKRON* (9)

- 69— John Travis, OG
- 71— Michael Hatch, DB
- 76— Mark Van Horn, OG
- Steve Cockerham, LB

- 77— Steve Cockerham, LB
- 80— †Brad Reece, LB
- 81— †Brad Reece, LB
- 85— †Wayne Grant, DL
- 86— †Mike Clark, RB

UAB* (1)

- 94— †Derrick Ingram, WR

ALABAMA A&M (4)

- 87— Howard Ballard, OL
- 88— Fred Garner, DB
- 89— Barry Wagner, WR
- 2002— †Robert Mathis, DL

ALABAMA ST. (6)

- 90— †Eddie Robinson, LB
- 91— †Patrick Johnson, OL
- †Eddie Robinson, LB
- 2000— †David Beckford, P
- 01— †David Beckford, P
- †Chris Coleman, TE

ALBANY (N.Y.) (5)

- 92— Scott Turrin, OL
- 94— Scott Turrin, OL
- 98— Matt Caliendo, DL
- 2000— †J.T. Herfurth, OL
- 04— †Geir Gudmundsen, OL

ALBANY ST. (GA.) (2)

- 72— Harold Little, DE
- 2004— Walter Curry, DL

ALBION (16)

- 40— Walter Ptak, G
- 58— Tom Taylor, E
- 76— Steve Spencer, DL
- 86— Joe Felton, OG
- Mike Grant, DB
- 91— Hank Wineman, RB
- 93— Ron Dawson, OL
- Jeff Brooks, OL
- 94— Jeff Robinson, RB
- Martin Heyboer, C
- David Lefere, DB

- 95— David Lefere, DB
- 96— Jason Carriveau, OG
- 98— Pat Sloane, DL
- Jason Carriveau, OL
- Keith Debbaudt, PK

ALBRIGHT (8)

- 36— Richard Riffle, B
- 37— Richard Riffle, B
- 75— Chris Simcic, OL
- 95— Dennis Unger, PK
- 96— Ryan Ditze, WR
- Bob Maro, DB
- 98— Chris Morehouse, P
- 2004— Nick Cushman, WR

ALCORN ST. (15)

- 69— David Hadley, DB
- 70— Fred Carter, DT
- 71— Harry Gooden, LB
- 72— Alex Price, DT
- 73— Leonard Fairley, DB
- 74— Jerry Dismuke, OG
- 75— Lawrence Pillers, DE
- 76— Augusta Lee, RB
- Larry Warren, DT
- 79— †Leslie Frazier, DB
- 84— †Issiac Holt, DB
- 93— †Goree White, KR
- 94— †Steve McNair, QB
- 99— †Chad Slaughter, OL
- 2003— †Tyronne Parsons, DB

ALFRED (8)

- 51— Ralph DiMicco, B
- 52— Ralph DiMicco, B
- 55— Charles Schultz, E
- 56— Charles Schultz, E
- 75— Joseph Van Cura, DE
- 82— Brian O'Neil, DB
- 92— Mark Obuszewski, DB
- 2005— Brenton Brady, LB

ALLEGHENY (22)

- 75— Charles Slater, OL
- 87— Mike Mates, OL
- 88— Mike Parker, DL
- 90— Jeff Filkovski, QB
- David LaCarte, DB
- John Marzca, C
- 91— Ron Bendekovic, OT
- Stanley Drayton, RB
- Tony Bifulco, DB
- 92— Ron Bendekovic, OT
- Stanley Drayton, RB
- 94— Matt Allison, OL
- Paul Bell, QB
- Marvin Farr, DB
- 95— Brian Adams, C
- Nick Reiser, DE
- Anson Park, OL
- 96— Chris Conrad, KR
- Nick Reiser, DL
- Bob Tatsch, DL
- 97— Jim Mormino, RB
- 2000— Bill Andrews, OL

ALLIANT INT'L (2)

- 72— Jerry Robinson, DB
- 75— Steve Matson, FL

ALMA (1)

- 2002— David Simpson, DB

AMERICAN INT'L (14)

- 71— Bruce Laird, RB
- 80— Ed Cebula, C
- 82— Paul Thompson, DT
- 85— Keith Barry, OL
- 86— Jon Provost, OL
- 87— Jon Provost, OL
- 88— Greg Doherty, OL
- 89— Lamont Cato, DB
- 90— George Patterson, DL
- 91— Gabe Mokwuah, DL
- 98— Ray Shuster, OL
- 99— Kavin Gailliard, RB
- 2000— Bob Parker, DB
- 01— Dan Porter, OL

AMHERST (5)

- 42— Adrian Hasse, E

- 72— Richard Murphy, QB
- 73— Fred Scott, FL
- 96— Alex Bernstein, DL
- 97— Devin Moriarty, DL

ANDERSON (IND.) (1)

- 97— Justin Shively, P

ANGELO ST. (14)

- 75— James Cross, DB
- 78— Jerry Aldridge, RB
- Kelvin Smith, LB
- 81— Clay Weishuhn, LB
- 82— Mike Elarms, WR
- 83— Mike Thomas, K
- 85— Henry Jackson, LB
- 86— Pierce Holt, DL
- 87— Pierce Holt, DL
- 88— Henry Alsbrooks, LB
- 92— Jimmy Morris, P
- 93— Anthony Hooper, DB
- 95— Greg Stokes, LB
- 2001— Dan Krager, DL

APPALACHIAN ST. (30)

- 48— John Caskey, E
- 63— Greg Van Orden, G
- 85— †Dino Hackett, LB
- 87— †Anthony Downs, DE
- 88— †Bjorn Nitfmo, PK
- 89— †Derrick Graham, OL
- †Keith Collins, DB
- 91— †Harold Alexander, P
- 92— †Avery Hall, DL
- †Harold Alexander, P
- 94— †Chip Miller, DL
- †William Peebles, DL
- †Brad Ohrt, OL
- †Dexter Coakley, LB
- †Matt Stevens, DB
- 95— †Dexter Coakley, LB
- †Matt Stevens, DB
- †Chip Miller, DL
- †Scott Kadlub, C
- 96— †Scott Kadlub, C
- †Dexter Coakley, LB
- 97— †Jackie Avery, DL
- 99— †Corey Hall, DB
- 2000— †Corey Hall, DB
- 01— †Josh Jeffries, DL
- 02— †Josh Jeffries, DL
- 03— †K.T. Stovall, C
- 04— †DaVon Fowlkes, WR
- 05— †Jason Hunter, DL
- †Marques Murrell, DL

ARIZONA* (1)

- 41— Henry Stanton, E

ARK.-MONTICELLO (1)

- 2003— Devon Stewart, TE

ARKANSAS ST.* (17)

- 53— Richard Wait, B
- 64— Dan Summers, OG
- 65— Dan Summers, OG
- 68— Bill Bergey, LB
- 69— Dan Buckley, C
- Clovis Swinney, DT
- 70— Bill Phillips, OG
- Calvin Harrell, HB
- Calvin Harrell, RB
- Dennis Meyer, DB
- Wayneorton, OG
- 73— Doug Lowrey, OG
- 84— †Carter Crawford, DL
- 85— †Carter Crawford, DL
- 86— †Randy Barnhill, OG
- 87— †Jim Wiseman, C
- †Charlie Fredrick, DT

ARKANSAS TECH (6)

- 58— Edward Meador, B
- 61— Powell McClellan, E
- 95— Piotr Styczen, PK
- 99— Todd Matthews, OG
- 2002— Tommy Edwards, DL
- 03— Tommy Edwards, DL

ASHLAND (10)

- 70— Len Pettigrew, LB
- 78— Keith Dare, DL

85— Jeff Penko, OL
 86— Vince Mazza, PK
 89— Douglas Powell, DB
 90— Morris Furman, LB
 91— Ron Greer, LB
 93— Bill Royce, DL
 94— Sam Hohler, DE
 2003— Toure Carter, DB

AUGUSTANA (ILL.) (19)

72— Willie Van, DT
 73— Robert Martin, OT
 83— Kurt Kapischke, OL
 84— Greg King, C
 86— Lynn Thomsen, DL
 87— Carlton Beasley, DL
 88— John Bothe, OL
 90— Barry Reade, PK
 91— Mike Hesler, DB
 92— George Annang, DL
 95— Rusty Van Wetzlinga, LB
 2000— Mack Hay, OG
 01— J.D. Sheldon, OL
 02— J.D. Sheldon, OL
 03— Mike Clark, PK
 Mike Hansen, DL
 04— Mike Clark, PK
 05— Mike Zeifert, OL
 Tom Anthony, DB

AUGUSTANA (S.D.) (6)

60— John Simko, E
 87— Tony Adkins, DL
 88— Pete Jaros, DB
 94— Bryan Schwartz, LB
 2000— Matt Holmlund, WR
 01— Matt Holmlund, WR

AUGSBURG (2)

97— Scott Hvistendahl, WR
 98— Scott Hvistendahl, WR

AURORA (3)

99— Jeremy Benson, DL
 2000— Jeremy Benson, DL
 01— Kip Daniels, DB

AUSTIN (10)

37— Wallace Johnson, C
 79— Price Clifford, LB
 80— Chris Luper, DB
 81— Larry Shillings, QB
 83— Ed Holt, DL
 84— Jeff Timmons, PK
 87— Otis Amy, WR
 88— Otis Amy, WR
 90— Jeff Cordell, DB
 94— Brent Badger, P

AUSTIN PEAY (10)

65— Tim Chilcutt, DB
 66— John Ogles, FB
 70— Harold Roberts, OE
 77— Bob Bible, LB
 78— Mike Betts, DB
 80— Brett Williams, DE
 82— Charlie Tucker, OL
 92— †Richard Darden, DL
 2001— †Dustin Wilson, LB
 02— †Jay Bailey, RB

AZUSA PACIFIC (3)

86— Christian Okoye, RB
 95— Jake Wiersma, OL
 2001— Jeremiah Beery, LB

BAKER (3)

83— Chris Brown, LB
 85— Kevin Alewine, RB
 90— John Campbell, OL

BALDWIN-WALLACE (16)

50— Norbert Hecker, E
 68— Bob Quackenbush, DT
 78— Jeff Jenkins, OL
 80— Dan Delfino, DE
 82— Pete Primeau, DL
 83— Steve Varga, K
 89— Doug Halbert, DL
 91— John Koz, QB
 Jim Clardy, LB
 94— Chris Kondik, PK
 Phil Sahley, DL
 97— Fred Saylor, DL
 2003— Ian Formaz, OG
 Nate Mitchell, DL
 Greg Koch, DB
 04— Kevin Solfkiancs, P

BALL ST.* (4)

67— Oscar Lubke, OT
 68— Amos Van Pelt, HB
 72— Douglas Bell, C
 73— Terry Schmidt, DB

BATES (1)

81— Larry DiGammarino, WR

BELOIT (1)

95— Maurice Redd, DB

BEMIDJI ST. (1)

83— Bruce Ecklund, TE

BENEDICTINE (ILL.) (3)

72— Mike Rogowski, LB
 92— Bob McMillen, TE
 93— Eric Green, KR

BENEDICTINE (KAN.) (1)

36— Leo Deutsch, E

BENTLEY (3)

99— Mark DeBrito, WR
 2001— Gregg Albano, DB
 04— Dallas Mall, WR

BETHANY (W.V.) (2)

77— Scott Lanz, P
 93— Brian Darden, PK

BETHEL (KAN.) (1)

80— David Morford, C

BETHEL (MINN.) (3)

99— Chico Rowland, OL
 2000— Ben Matthews, DB
 03— Sam Lacy, DB

BETHUNE-COOKMAN (6)

75— Willie Lee, DE
 81— Booker Reese, DE
 98— †James Souder, LB
 2002— †Rashean Mathis, DB
 03— †Steve Baggs, DL
 05— †Ricky Williams, AP

BIRMINGHAM-SO. (1)

37— Walter Riddle, T

BISHOP (1)

81— Carlton Nelson, DL

BLOOMSBURG (16)

79— Mike Morucci, RB
 82— Mike Blake, TE
 83— Frank Sheptock, LB
 84— Frank Sheptock, LB
 85— Frank Sheptock, LB
 Tony Woods, DB
 91— Eric Jonassen, OL
 96— Ron Lelko, WR
 Sean Smith, KR
 97— Tim Baer, OL
 Irvin Sigler, RB
 98— Tim Baer, OG
 2000— Jeff Smith, OT
 04— Jhari Evans, OL
 05— Jamar Brittingham, RB
 Jahri Evans, OL

BOISE ST.* (23)

72— Al Marshall, OE
 73— Don Hutt, WR
 74— Jim McMillan, QB
 75— John Smith, FL
 77— Chris Malmgren, DT
 Terry Hutt, WR
 Harold Cotton, OT
 79— †Joe Aliotti, QB
 †Doug Scott, DT
 80— †Randy Trautman, DT
 81— †Randy Trautman, DT
 †Rick Woods, DB
 82— †John Rade, DL
 †Carl Keever, LB
 84— †Carl Keever, LB
 85— †Marcus Koch, DL
 87— †Tom DeWitz, OG
 †Pete Kwiatkowski, DT
 90— †Erik Helgeson, DL
 91— †Frank Robinson, DB
 92— †Michael Dodd, PK
 94— †Joe O'Brien, DL
 †Rashid Gayle, DB

BOSTON U. (19)

67— Dick Farley, DB
 68— Bruce Taylor, DB

69— Bruce Taylor, DB
 79— †Mal Najarian, RB

†Tom Pierzga, DL

81— †Bob Speight, OT

†Gregg Drew, RB

82— †Mike Mastrogiacomo, OG

83— †Paul Lewis, RB

84— †Paul Lewis, RB

86— †Kevin Murphy, DT

87— †Mark Seals, DB

88— †Mark Seals, DB

89— †Daren Altieri, WR

93— †Chris Helon, DB

†Andre Maksimov, C

94— †Andre Maksimov, C

96— †Brad Costello, P

97— †Brad Costello, P

BOWDOIN (1)

77— Steve McCabe, OL

BOWIE ST. (3)

80— Victor Jackson, CB

81— Marco Tongue, DB

2002— Charles Alston, DL

BOWLING GREEN* (2)

59— Bob Zimpher, T

82— †Andre Young, DL

BRADLEY (1)

38— Ted Panish, B

BRANDEIS (2)

54— William McKenna, E

56— James Stehlin, B

BRIDGEPORT (1)

72— Dennis Paldin, DB

BRIDGEWATER (VA.) (8)

75— C.J. DeWitt, SE

98— Mike Padgett, PK

2001— Michael Day, OL

Davon Cruz, RB

02— Michael Day, OL

Jermaine Taylor, LB

03— Jermaine Taylor, LB

04— Lawrence Frierson, DL

BRIDGEWATER ST. (2)

92— Erik Arthur, DL

2005— Brenden Kavey, RB

BROCKPORT ST. (6)

90— Ed Smart, TE

93— Steve Milne, PK

97— Tom Massey, DB

2000— Josh Warner, OL

01— Jason Johnson, LB

02— Mike Condello, DL

BROWN (7)

96— †Paul Choquette, TE

97— †Sean Morey, WR

†Roderic Parson, DB

98— †Zach Burns, TE

2000— †Stephen Campbell, WR

01— †Chas Gassner, WR

05— †Nick Hartigan, RB

BUCKNELL (13)

51— George Young, DT

60— Paul Terhes, B

64— Tom Mitchell, OE

65— Tom Mitchell, OE

74— Larry Schoenberger, LB

80— Mike McDonald, OT

90— †Mike Augsberger, DB

95— †Ed Burman, DL

96— †Brandon Little, LB

97— †Willie Hill, LB

2000— †Kevin Eiben, DB

01— †Adam Lord, DL

02— †Adam Lord, DL

BUENA VISTA (5)

72— Joe Koival, OG

73— Joe Koival, OG

76— Keith Kerkhoff, DL

87— Jim Higley, LB

2001— Carlos Martinez, PK

BUFFALO* (4)

84— Gerry Quinlivan, LB

87— Steve Wojciechowski, LB

95— †Pete Conley, LB

96— †Michael Chichester, DB

BUFFALO ST. (3)

93— John Matthey, OL

98— Dan Lauta, OL

99— Jon Crumley, LB

BUTLER (3)

88— Steve Roberts, RB

94— †Arnold Mickens, RB

2003— †Brandon Martin, DB

C.W. POST (10)

71— Gary Wichard, QB

77— John Mohring, DE

78— John Mohring, DE

81— Tom DeBona, WR

89— John Levelis, DL

2000— William Yarocki, DL

01— Ian Smart, RB

02— Jon Isopo, OG

Ian Smart, RB

04— Joe Gangemi, LB

UC DAVIS (19)

72— Bob Biggs, QB

David Roberts, OT

Andrew Gagnon, OL

77— Chuck Fomasi, DT

78— Casey Merrill, DL

79— Jeffrey Allen, DB

82— Ken O'Brien, QB

83— Bo Eason, DB

84— Scott Barry, QB

85— Mike Wise, DL

94— Aaron Bennetts, TE

96— Josh Antstey, DE

97— Wes Terrell, TE

Kevin Daft, QB

98— Wes Terrell, TE

99— Troy Larkin, OL

Joe Cavaglia, DB

2000— Eric Friend, PK

02— Forrest Vance, OL

UC RIVERSIDE (1)

75— Michael Johnson, SE

UC SANTA BARB. (3)

36— Douglas Oldershaw, G

37— Douglas Oldershaw, G

67— Paul Vallergera, DB

CALIFORNIA (PA.) (4)

83— Perry Kemp, WR

2001— Wesley Cates, RB

02— R.J. Abercrombie, KR

05— Antoine Bagwell, RB

CAL LUTHERAN (6)

72— Brian Kelley, LB

79— Mike Hagen, SE

95— Jeff Shea, P

96— Jeff Shea, P

97— Jeff Shea, P

99— Ryan Geisler, PK

CAL POLY (21)

53— Stan Sheriff, C

58— Charles Gonzales, G

66— David Edmondson, C

72— Mike Amos, DB

73— Fred Stewart, OG

78— Louis Jackson, RB

80— Louis Jackson, RB

Robbie Martin, FL

81— Charles Daum, OL

84— Nick Frost, DB

89— Robert Morris, DL

90— Pat Moore, DL

91— Doug O'Neill, P

2000— †Kassim Osgood, WR

03— †David Richardson, DB

04— †Jordan Beck, LB

†Kenny Chicoine, DB

†Chris Gocong, DL

05— †James Noble, RB

†Chris Gocong, DL

†Kyle Shotwell, LB

CAL ST. CHICO (1)

87— Chris Verhulst, TE

CAL ST. EAST BAY (4)

75— Greg Blankenship, LB

84— Ed Lively, DT

86— Fred Williams, OL

93— Jeff Williamson, TE

CAL ST. NORTHRIDGE (9)

75— Mel Wilson, DB
 82— Pat Hauser, OT
 83— Pat Hauser, OT
 87— Kip Dukes, DB
 91— Don Goodman, OL
 94— † Joe Vaughn, DB
 99— † Brennen Swanson, DE
 2001— † Drew Amerson, WR
 † Marcus Brady, QB

CANISIUS (3)

87— Tom Doctor, LB
 88— Marty Hurley, DB
 94— † Aaron Fix, PR

CAPITAL (9)

74— Greg Arnold, OG
 80— John Phillips, DL
 Steve Wigton, C
 2001— Ron Swearingin, LB
 02— Ron Swearingin, LB
 03— Tom Doyle, C
 Ron Swearingin, LB
 05— Shawn Papp, OL
 Kyle Hausler, DB

CARLETON (1)

90— Jim Bradford, WR

CARNEGIE MELLON (5)

81— Ken Murawski, LB
 85— Robert Butts, OL
 91— Chuck Jackson, OT
 93— Chad Wilson, LB
 2000— Nick Zitelli, LB

CARROLL (MONT.) (8)

76— Richard Dale, DB
 79— Don Diggins, DL
 87— Jeff Beaudry, DB
 88— Paul Petrino, QB
 89— Suitoa Keleti, OL
 2002— Casey Fitzsimmons, TE
 03— Mark Gallik, WR
 05— Tyler Emmert, QB

CARROLL (WIS.) (3)

74— Robert Helf, TE
 90— Bill Nolan, P
 93— Andy Ostrand, DB

CARSON-NEWMAN (21)

78— Tank Black, FL
 80— Brad Payne, S
 83— Dwight Wilson, OL
 90— Robert Hardy, RB
 92— Darryl Gooden, LB
 93— Kendall James, KR
 95— Steve Mellon, DL
 Anthony Davis, LB
 Mike Clowney, LB
 97— Cedric Killings, DL
 Jacques Rumph, RS
 Jon Jon Simmons, DB
 98— Ques Rumph, RS
 Cedric Killings, DL
 Montrae Ford, DB
 99— Cedric Killings, DL
 2000— Clay Clevenger, OL
 02— Leonard Guyton, QB
 03— Reggie Perkins, OG
 04— Leonard Weaver, TE
 05— Deonte Bolden, DB

CARTHAGE (2)

80— Rick Kehr, OL
 2004— Dante Washington, RB

CASE RESERVE (4)

41— Mike Yurcheshen, E
 52— Al Feeny, DE
 84— Fred Manley, DE
 85— Mark Raiff, OL

CATAWBA (14)

34— Charles Garland, T
 35— Charles Garland, T
 45— Carroll Bowen, B
 72— David Taylor, OT
 74— Mike McDonald, LB
 96— Greg Payne, PK
 97— Maurice Miller, DL
 98— Brian Hinson, OL
 99— Brian Hinson, OL
 2000— Radell Lockhart, DL
 DeVonte Peterson, DL

02— Todd McComb, LB
 03— Cole Beane, OG
 Khanis Hubbard, DE

CATHOLIC (9)

84— Chris McMahon, DB
 94— Steve Wilkerson, WR
 96— Matt Taylor, FB
 Jeff Clay, WR
 97— Jeff Clay, WR
 Tony Faison, OL
 99— Brian Hee, LB
 2000— Dan Riely, OL
 05— Nick Bublavi, WR

CENTRAL (IOWA) (19)

70— Vernon Den Herder, DT
 74— Al Dorenkamp, LB
 77— Donald Taylor, RB
 84— Scott Froehle, DB
 85— Rich Thomas, DL
 88— Mike Stumberg, DL
 89— Mike Estes, DL
 Kris Reis, LB
 92— Bill Maulder, LB
 93— Jeff Helle, OL
 94— Jeff Helle, OL

Mark Kacmarynski, RB
 Rick Sanger, LB
 95— Rick Sanger, LB
 96— Mark Kacmarynski, RB
 97— Matt Paulson, DB
 98— Andrew Paulsen, DB
 2000— Jeff Sanger, LB
 05— Ryan Johnson, OL

CENTRAL ARK. (7)

80— Otis Chandler, MG
 84— David Burnette, DT
 91— David Henson, DL
 95— Bart Reynolds, DL
 96— Don Struebing, C
 99— Scott Stephens, P
 2005— Aaron Fairouz, WR

CENTRAL CONN. ST. (4)

74— Mike Walton, C
 84— Sal Cintorino, LB
 88— Doug Magazu, DL
 89— Doug Magazu, DL

UCF* (4)

87— Bernard Ford, WR
 Ed O'Brien, PK
 93— † David Rhodes, WR
 94— † Charlie Pierce, PK

CENTRAL MICH.* (4)

42— Warren Schmakel, G
 59— Walter Beach, B
 62— Ralph Saffredine, G
 74— Rick Newsome, DL

CENTRAL MO. ST. (10)

68— Jim Urczyk, OT
 85— Steve Huff, PK
 88— Jeff Wright, DL
 92— Bart Woods, DL
 93— Bart Woods, DL
 97— Shane Meyer, PK
 99— Colston Weatherington, DL
 2003— Rod Green, DL
 Kegan Coleman, AP
 05— Darryl Grace, OL

CENTRAL OKLA. (11)

65— Jerome Bell, OE
 78— Gary Smith, TE
 94— Elton Rhoades, DB
 Joe Aska, RB
 96— Johnny Luter, LB
 97— Dustin McNeal, OL
 98— Johnny Luter, LB
 John Fitzgerald, OG
 Reggie Donner, RB
 Brandon Carder, DB
 99— Johnnie Jones, DB

CENTRAL ST. (OHIO) (9)

83— Mark Corbin, RB
 84— Dave Dunham, OT
 85— Mark Corbin, RB
 86— Terry Morrow, RB
 89— Kenneth Vines, OG
 90— Eric Williams, OL
 92— Marvin Coleman, DB

93— Marvin Coleman, DB
 94— Hugh Douglas, DL

CENTRAL WASH. (10)

48— Robert Osgood, G
 50— Jack Hawkins, G
 88— Mike Estes, DL
 91— Eric Lamphere, OL
 2001— Jason Patterson, DB
 02— Brian Potucek, WR
 Rob Williams, C
 Lance Gibson, DL
 03— Joe Smith, P
 04— Jacob Galloway, DL

CENTRE (8)

55— Gene Scott, B
 84— Teel Bruner, LB
 85— Teel Bruner, DB
 86— Jeff Leonard, OL
 88— John Gohmann, DL
 89— Jeff Bezold, LB
 97— Montas Allen, RS
 2001— Brian Britt, RS

CHADRON ST. (11)

74— Dennis Fitzgerald, DB
 78— Rick Mastey, OL
 90— David Jones, RB
 94— Scott Doyle, PK
 97— Kevin Homer, LB
 99— Jess Clarke, TE
 Casey Beran, DL
 2001— Jeremy Eardley, OL
 02— Marvin Jackson, DB
 03— Marvin Jackson, DB
 04— Danny Woodhead, RB

CHAPMAN (1)

98— Keith Dykes, LB

CHATTANOOGA (23)

35— Robert Klein, E
 38— Robert Sutton, G
 39— Jack Gregory, T
 45— Thomas Stewart, T
 46— Gene Roberts, B
 48— Ralph Hutchinson, T
 49— Vincent Sarratore, G
 51— Chester LaGod, DT
 52— Chester LaGod, DT
 54— Richard Young, B
 57— Howard Clark, E
 58— John Green, B
 60— Charles Long, T
 64— Jerry Harris, S
 66— Harry Sorrell, OG
 76— Tim Collins, LB
 86— † Mike Makins, DL
 89— † Pumpu Tudors, P
 † Junior Jackson, LB
 90— † Troy Boeck, DL
 † Tony Hill, DL
 † Pumpu Tudors, P
 2000— † Matt Vick, PK

CHICAGO (4)

91— Neal Cawi, DE
 Jeff Stolte, P
 93— Frank Baker, FB
 95— Derrick Brooms, KR

CHRIS. NEWPORT (2)

2004— Tommy Fitzgerald, OL
 05— Justin Wood, LB

CITADEL (11)

82— Jim Ettari, DL
 84— Jim Gabrish, OL
 85— Jim Gabrish, OL
 86— Scott Thompson, DT
 88— † Carlos Avalos, OL
 90— † DeRhon Robinson, OL
 92— † Corey Cash, OL
 † Lester Smith, DB
 94— † Levi Davis, OL
 95— † Brad Keeney, DL
 97— † Carlos Frank, KR

CLARION (14)

78— Jeff Langhans, OL
 80— Steve Scillitani, MG
 Gary McCauley, TE
 81— Gary McCauley, TE
 83— Elton Brown, RB
 85— Chuck Duffy, OL

87— Lou Weiers, DL
 93— Tim Brown, TE
 95— Kim Niedbala, DB
 96— Chris Martin, OL
 Kim Niedbala, DB
 2002— Reggie Wells, OL
 Troy Bowers, DL
 03— Troy Bowers, DL

CLARK ATLANTA (1)

79— Curtis Smith, OL

CLINCH VALLEY (1)

95— Shonn Bell, TE

COAST GUARD (5)

90— Ron Davies, DB
 91— Ron Davies, DB
 97— Ed Hernaez, LB
 2000— Mike Benson, RS
 02— Brad Brunaugh, OL

COE (9)

74— Dan Schmidt, OG
 76— Paul Wagner, OT
 85— Mike Matzen, P
 90— Richard Mathews, DB
 93— Carey Bender, RB
 Craig Chmelicek, OL
 Carey Bender, RB
 99— Zak Gordon, DB
 2002— Fredrick Jackson, RB/RS

COLGATE (14)

82— † Dave Wolf, LB
 83— † Rich Erenberg, WR
 84— † Tom Stenglein, RB
 85— † Tom Stenglein, WR
 86— † Kenny Gamble, RB
 87— † Kenny Gamble, RB
 † Greg Manusky, LB
 † Adam Sofran, LB
 97— † Tim Girard, OL
 98— † Corey Hill, WR
 99— † Paul Clasby, OL
 2003— † Jamaal Branch, RB
 † Marc Sclafani, OL
 05— † Jared Nepa, LB

COL. OF EMPORIA (1)

51— William Chai, OG

COL. OF IDAHO (2)

53— Norman Hayes, T
 54— R.C. Owens, E

COLORADO COL. (4)

72— Ed Smith, DE
 73— Darryl Crawford, DB
 82— Ray Bridges, DL
 93— Todd Mays, DL

COLORADO MINES (9)

39— Lloyd Madden, B
 41— Dick Moe, T
 59— Vince Tesone, B
 72— Roger Cirimotich, DB
 86— Tim Baer, P
 94— Pat Hogelin, P
 2004— Chad Friehauf, QB
 Daniel Legler, DB
 05— Justin Gallas, WR/AP

CONCORD (3)

86— Kevin Johnson, LB
 92— Chris Hairston, RB
 2002— Kory Wright, TE

CONCORDIA-M'HEAD (8)

77— Barry Bennett, DT
 90— Mike Gindorff, DT
 Shayne Lindsay, NG
 95— Tim Lowry, OL
 2004— Nick Didier, OL
 Jordan Talge, DB

CONCORDIA (WIS.) (1)

2003— Jacob Knighton, LB

CONNECTICUT* (8)

45— Walter Trojanowski, B
 73— Richard Foye, C
 80— † Reggie Eccleston, WR
 83— † John Dorsey, LB
 88— † Glenn Antrun, WR
 89— † Troy Ashley, LB
 91— † Mark Didio, WR
 97— † TaVarr Closs, OL

CORNELL (5)

- 82— † Dan Suren, TE
86— † Tom McHale, DE
93— † Chris Zingo, LB
96— † Chad Levitt, RB
2005— † Kevin Boothe, OL

CORNELL COLLEGE (2)

- 82— John Ward, WR
92— Brent Sands, DB

CORTLAND ST. (8)

- 67— Rodney Verkey, DE
89— Jim Cook, OL
90— Chris Lafferty, OG
Vinny Swanda, LB
91— Vinny Swanda, LB
96— Pat Lalley, OL
97— Brian McAvan, OL
2005— Adam Haas, DL

CUMBERLAND (KY.) (4)

- 87— David Carmichael, DB
89— Ralph McWilliams, OL
93— Doug Binkley, DB
94— Doug Binkley, LB

CURRY (1)

- 2004— Brian Robitaille, LB

DAKOTA WESLEYAN (1)

- 45— Robert Kirkman, T

DARTMOUTH (5)

- 91— † Al Rosier, RB
92— † Dennis Durkin, PK
96— † Brian Larsen, OL
97— † Zach Walz, LB
2002— † Casey Cramer, TE

DAVIDSON (3)

- 34— John Mackorell, B
99— † Ryan Crawford, DB
2003— † Chris Costello, PK

DAYTON (13)

- 36— Ralph Niehaus, T
78— Rick Chamberlin, LB
81— Chris Chaney, DB
84— David Kemp, LB
86— Gerry Meyer, OL
89— Mike Duvic, PK
90— Steve Harder, OL
91— Brian Olson, OG
92— Andy Pellegrino, OL
94— † Tim Duvic, PK
2001— † Eric Willman, OL
02— † Mark Kasmer, DB
04— † Doug Jones, DB

DEFIANCE (1)

- 93— Sammy Williams, WR

DELAWARE (43)

- 42— Hugh Bogovich, G
46— Tony Stalloni, T
54— Don Miller, B
63— Mike Brown, B
66— Herb Slattery, OT
69— John Favero, LB
70— Conway Hayman, OG
71— Gardy Kahoe, RB
72— Joe Carbone, DE
Dennis Johnson, DT
73— Jeff Cannon, DT
74— Ed Clark, LB
Ray Sweeney, OG
75— Sam Miller, DE
76— Robert Pietuszka, DB
78— Jeff Komlo, QB
79— † Herb Beck, OG
† Scott Brunner, QB
80— † Gary Kuhlman, OT
81— † Gary Kuhlman, OL
82— † George Schmitt, DB
85— † Jeff Rosen, OL
86— † Darrell Booker, LB
87— † James Anderson, WR
88— † Mike Renna, DL
89— † Mike Renna, DL
91— † Warren McIntire, DB
92— † Matt Morrill, DL
93— † Matt Morrill, DL
94— † Daryl Brown, RB
95— † Kenny Bailey, DB
96— † Kenny Bailey, DB
97— † Brian Smith, LB

- 98— † Eddie Conti, WR
2000— † Jamin Elliott, WR
† Jeff Fiss, OL
† Brian McKenna, LB
03— † Germaine Bennett, RB
† Andy Hall, QB
† Jason Nerys, OL
† Sidney Haugabrook, DB
† Shawn Johnson, DL
04— † Sidney Haugabrook, DB

DELAWARE ST. (7)

- 84— Gene Lake, RB
86— Joe Burton, DB
91— † Rod Milstead, OL
92— † LeRoy Thompson, DL
2000— † Darnerien McCants, TE
02— † DaShaun Morris, RS
05— † Eric Conyos, P

DELAWARE VALLEY (1)

- 2005— Damien Ciecwisz, C

DELTA ST. (10)

- 67— Leland Hughes, OG
95— Jerome Williams, DB
2000— Chris Booker, OG
Rory Bell, DB
01— Chris Booker, OL
02— Chris Booker, OL
03— Mark Barron, OT
Ellis Debrow, WR
Anthony Maddox, DL
Ellis Debrow, WR
04—

DENISON (5)

- 47— William Hart, E
48— William Wehr, C
75— Dennis Thome, DL
79— Clay Sampson, RB
86— Dan Holland, DL

DePAUW (5)

- 63— Richard Dean, C
96— Scott Farnham, DB
Jay Pettigrew, TE
2003— Jamarcus Shephard, RS
04— Jamarcus Shephard, RS

DETROIT TECH (1)

- 39— Mike Kostiuik, T

DICKINSON (4)

- 91— Shaughn White, DB
92— Brian Ridgway, DL
94— Jason Fox, LB
98— Jason Shoff, DL

DICKINSON ST. (2)

- 81— Tony Moore, DL
92— Rory Farstveet, OL

DOANE (1)

- 66— Fred Davis, OT

DRAKE (6)

- 72— Mike Samples, DT
82— Pat Dunsmore, TE
Craig Wederquist, OT
95— † Matt Garvis, LB
99— † Mike Foster, DL
2000— † Mike Foster, DL

DREXEL (2)

- 55— Vincent Vidas, T
56— Vincent Vidas, T

DUBUQUE (1)

- 96— Matt Plummer, WR

DUQUESNE (4)

- 2001— † Leigh Bodden, DB
02— † Jeremy Conley, WR
† Leigh Bodden, DB
04— † Ryan Tolan, DL

EAST CARO.* (1)

- 64— Bill Cline, HB

EAST CENTRAL (3)

- 84— Don Wilson, C
2002— Kwame Ferguson, LB
04— Justin Brown, DL

EAST STROUDSBURG (13)

- 65— Barry Roach, DB
75— William Stem, DB
79— Ronald Yakovonis, DL
83— Mike Reichenbach, LB
84— Andy Baranek, QB

- 91— Curtis Bunch, DB
94— Steve Hynes, OL
2000— Kevin Nagle, LB
01— Adam Hostetter, P
04— Matt Crispell, DB
Ken Parrish, P
Evan Prall, WR
Jimmy Terwilliger, QB

EAST TENN. ST. (10)

- 53— Hal Morrison, E
68— Ron Overbay, DB
70— William Casey, DB
85— George Cimadevilla, P
86— George Cimadevilla, P
94— † Jeff Johnson, WR
96— † James Russell, DL
97— † B.J. Adigun, WR
† Mario Hankerson, LB
2003— † Brandon Calton, DL

EAST TEX. BAPTIST (3)

- 2001— Scott Verhalen, P
02— Scott Verhalen, P
05— Chad Glover, DL

EASTERN ILL. (23)

- 72— Nate Anderson, RB
76— Ted Petersen, C
78— James Warring, WR
79— Chris Cobb, RB
Pete Catan, DE
80— Pete Catan, DE
81— † Kevin Grey, DB
82— † Robert Williams, DB
† Bob Norris, OG
83— † Robert Williams, DB
† Chris Nicholson, DT
84— † Jerry Wright, WR
86— † Roy Banks, WR
88— † John Jurkovic, DL
89— † John Jurkovic, DL
90— † Tim Lance, DB
95— † Willie High, RB
† Tim Carver, LB
2002— † Kevin Hill, OL
† Tony Romo, QB
† J.R. Taylor, RB
† Nick Ricks, LB
05— † Clint Sellers, LB

EASTERN KY. (32)

- 69— Teddy Taylor, MG
74— Everett Talbert, RB
75— Junior Hardin, MG
76— Roosevelt Kelly, OL
79— † Bob McIntyre, LB
80— † George Floyd, DB
81— † George Floyd, DB
† Kevin Greve, OG
82— † Steve Bird, WR
83— † Chris Sullivan, OL
84— † Chris Sullivan, C
85— † Joe Spadafino, OL
86— † Fred Harvey, LB
87— † Aaron Jones, DL
88— † Elroy Harris, RB
† Jessie Small, DL
89— † Al Jacevicius, OL
90— † Kelly Blount, LB
† Al Jacevicius, OL
91— † Carl Satterly, OL
† Ernest Thompson, DL
92— † Markus Thomas, RB
93— † Chad Bratzke, DL
94— † James Hand, OL
95— † James Hand, OL
† Marc Collins, P
96— † Tony McCombs, LB
98— † Tyrone Hopson, OL
2000— † Alex Bannister, WR
01— † Jeremiah Bell, DB
04— † Pierre Wright, DB
05— † Patrick Bugg, TE

EASTERN MICH.* (5)

- 68— John Schmidt, C
69— Robert Lints, MG
70— Dave Pureifory, DT
71— Dave Pureifory, DT
73— Jim Pietrzak, OT

EASTERN N.M. (10)

- 81— Brad Beck, RB
83— Kevin Kolt, QB

- 87— Earl Jones, OL
89— Murray Garrett, DL
90— Anthony Pertile, DB
94— Conrad Hamilton, DB
95— Conrad Hamilton, DB
98— Michael Walton, LB
99— Michael Walton, LB
2004— Jeff Howard, LB

EASTERN ORE. (1)

- 96— Shea Little, OL

EASTERN WASH. (21)

- 57— Richard Huston, C
65— Mel Stanton, HB
73— Scott Garske, TE
81— John Tighe, OL
86— Ed Simmons, OT
87— † Eric Stein, P
91— † Kevin Sargent, OL
97— † Harry Leons, QB
† Chris Scott, DL
† Jim Buzzard, OL
98— † Bashir Levingston, RS
99— † Lance Knaevelsrud, OL
2000— † Jeff Allen, DL
01— † Jesse Chatman, RB
† Chris Polinder, OL
† Lamont Brightful, RS
04— † Eric Kimble, WR
† Mike Roos, OL
05— † Matt Alfred, OL
† Eric Kimble, WR
† Erik Meyer, QB

EDINBORO (7)

- 82— Rick Ruskiewicz, K
89— Elbert Cole, RB
90— Ernest Priestner, WR
93— Mike Kegarise, OL
95— Pat Schuster, DL
2002— Sean McNicholas, P
03— Joe Valvoda, OL

ELIZABETH CITY ST. (1)

- 2004— Howard Williams, DB

ELMHURST (1)

- 82— Lindsay Barich, OL

ELON (11)

- 50— Sal Gero, T
68— Richard McGeorge, OE
69— Richard McGeorge, OE
73— Glenn Ellis, DT
Ricky Locklear, DT
Dan Bass, OL
Dan Bass, OL
80— Bobby Hedrick, RB
86— Ricky Sigmon, OL
2001— Scott McLain, OL
05— † Chad Nkang, LB

EMORY & HENRY (18)

- 50— Robert Miller, B
51— Robert Miller, B
56— William Earp, C
68— Sonny Wade, B
85— Keith Furr, DB
Rob McMillen, DL
86— Sandy Rogers, RB
87— Gary Collier, QB
88— Steve Bowman, DL
89— Doug Reavis, DB
90— Billy Salyers, OL
91— Jason Grooms, DL
Pat Buchanan, OL
Scott Pruner, DL
97— Jamie Harless, DL
98— Mike Kassnove, DL
99— Charles Peterson, DB
2001— Jelani Patterson, DL

EMPORIA ST. (11)

- 35— James Fraley, B
37— Harry Klein, E
68— Bruce Cerone, OE
69— Bruce Cerone, OE
91— Quincy Tillman, RB
96— Brian Shay, RB
97— Brian Shay, RB
98— John Hesse, OL
Brian Shay, RB
2002— Dontaye McCoy, DB
03— Tyler Paul, RB

EUREKA (1)

95— Kurt Barth, WR

EVANSVILLE (3)46— Robert Hawkins, T
93— † Hanz Hoag, TE
94— † Hanz Hoag, TE**FAIRFIELD (1)**

2000— † Steve Dogmanits, DB

FDU-FLORHAM (4)84— Ira Epstein, DL
86— Eric Brey, DB
87— Frank Illidge, DL
93— Vic Moncato, P**FAIRMONT ST. (4)**67— Dave Williams, DT
84— Ed Coleman, WR
88— Lou Mabin, DB
99— Nathan White, P**FAYETTEVILLE ST. (3)**90— Terrence Smith, LB
2004— Charles Roberts, LB
Walt Williams, DB**FERRIS ST. (12)**76— Charles Evans, RB
92— Monty Brown, LB
93— Ed Phillion, DL
94— Tyree Dye, RB
95— Bill Love, QB
96— Kelly Chisholm, DL
99— Doc Proctor, PK
2000— Clarence Coleman, WR
01— Clarence Coleman, WR/AP
03— Kevin Myers, LB
04— Kevin Myers, LB
05— Carlton Brewster, WR**FERRUM (7)**87— Dave Harper, LB
88— Dave Harper, LB
89— Chris Warren, RB
90— Melvin Dillard, DB/KR
91— John Sheets, OG
2000— Toné Dancy, DL
01— Tim Carter, DB**FINDLAY (5)**65— Allen Smith, HB
80— Nelson Bolden, FB
85— Dana Wright, RB
90— Tim Russ, OL
2002— Robert Campbell, RB**FLORIDA A&M (22)**61— Curtis Miranda, C
62— Robert Paremore, B
67— Major Hazelton, DB
John Eason, OE
73— Henry Lawrence, OT
75— Frank Poole, LB
77— Tyrone McGriff, OG
78— Tyrone McGriff, OG
79— † Tyrone McGriff, OG
† Kiser Lewis, C
80— † Gifford Ramsey, DB
83— † Ray Alexander, WR
95— † Earl Holmes, LB
96— † Jamie Nails, OL
97— † Oteman Sampson, QB
† Juan Toro, PK
98— † Patrick Bonner, QB
† Jacquay Nunnally, WR
† Juan Toro, PK
† Olrick Johnson, LB
2000— † Freddie Moore, OL
05— † Wes Taylor, P**FLA. ATLANTIC* (1)**

2003— † Anthony Crissinger-Hill, TE

FLORIDA ST.* (1)

51— William Dawkins, OG

FORDHAM (3)97— † Barry Cantrell, P
2003— † Javarus Dudley, WR
04— † Tad Kornegay, DB**FORT HAYS ST. (4)**95— Lance Schwindt, TE
Shawn Behr, QB
2000— Adam Ryan, P
03— Tyler Strong, OL**FORT LEWIS (3)**89— Eric Fadness, P
92— Johnny Cox, WR
93— Johnny Cox, AP**FORT VALLEY ST. (10)**74— Fred Harris, OT
80— Willie Canady, DB
81— Willie Canady, DB
83— Tugwan Taylor, DB
92— Joseph Best, DB
93— Joseph Best, DB
94— Tyrone Poole, DB
2002— Duron Croson, RB
Rico Cody, DB
04— Derrick Wimbush, RB**FRANKLIN (3)**82— Joe Chester, WR
95— Michael Brouwer, DB
2001— Josh McMillin, DL**FRANK. & MARSH. (10)**35— Woodrow Sponaugle, C
38— Sam Roeder, B
40— Alex Schibanoff, T
47— William Iannicelli, E
50— Charles Cope, C
81— Vin Carioscia, OL
82— Vin Carioscia, OL
89— Dale Amos, WR
95— Steve DeLuca, LB
2004— Dan Eggertsson, P**FRESNO ST.* (5)**39— Jack Mulkey, E
40— Jack Mulkey, E
60— Douglas Brown, G
68— Tom McCall, LB
Erv Hunt, DB**FROSTBURG ST. (12)**80— Terry Beamer, LB
82— Steve Forsythe, WR
83— Kevin Walsh, DL
85— Bill Bagley, WR
86— Marcus Wooley, LB
88— Ken Boyd, DB
89— Ken Boyd, DB
93— Russell Williams, DB
94— Joe Holland, DL
Ariel Bell, KR
96— Ron Wallace, DB
2002— George O'Brien II, DL**FURMAN (24)**82— † Ernest Gibson, DB
83— † Ernest Gibson, DB
84— † Rock Hurst, LB
85— † Gene Reeder, C
88— † Jeff Blankenship, LB
89— † Kelly Fletcher, DL
90— † Steve Duggan, C
† Kevin Kendrick, LB
91— † Eric Walter, OL
92— † Kota Suttle, LB
94— † Jim Richter, PK
97— † Bryan Dailer, DL
98— † Orlando Ruff, LB
99— † John Keith, DB
2000— † Louis Ivory, RB
† Josh Moore, OL
† Marty Priore, OL
† Will Bouton, LB
01— † Donnie Littlejohn, OL
† Will Bouton, LB
02— † Trevor Kruger, OL
04— † Ben Bainbridge, OL
05— † Patrick Covington, DL
† Willie Freeman, LB**GALLAUDET (1)**

87— Shannon Simon, OL

GARDNER-WEBB (7)73— Richard Grissom, LB
87— Jeff Parker, PK
92— Rodney Robinson, WR
93— Gabe Wilkins, DL
2003— † Graham Whitlock, P
† Mario Williams, DB
04— † Harold Wells, DL**GEORGETOWN (5)**73— Robert Morris, DE
74— Robert Morris, DE91— Chris Murphy, DE
2004— † Michael Ononibaku, DL
05— † Michael Ononibaku, DL**GEORGETOWN (KY.) (12)**74— Charles Pierson, DL
78— John Martinelli, OL
85— Rob McCrary, RB
87— Chris Reed, C
88— Chris Reed, OL
89— Steve Blankenbaker, DL
91— Chris Hogan, DL
92— Chris Hogan, DL
2000— Shane Pearson, LB
01— Walt DeLong, OL
02— Shan Housekeeper, LB
03— John Sullivan, LB**GA. SOUTHERN (36)**85— † Vance Pike, OL
† Tim Foley, PK
86— † Fred Stokes, OT
† Tracy Ham, QB
87— † Flint Matthews, LB
† Dennis Franklin, C
† Tim Foley, PK
88— † Dennis Franklin, C
† Darren Alford, DL
89— † Joe Ross, RB
† Giff Smith, DL
90— † Giff Smith, DL
91— † Rodney Oglesby, DB
92— † Alex Mash, DL
93— † Alex Mash, DL
† Franklin Stephens, OL
94— † Franklin Stephens, OL
96— † Edward Thomas, DL
97— † Roderick Russell, FB
98— † Matt Winslette, C
† Adrian Peterson, RB
† Mark Williams, OL
† Vonceilies Allen, DL
† Arkee Thompson, DB
99— † Adrian Peterson, RB
† Mark Williams, OL
† Vonceilies Allen, DL
2000— † Adrian Peterson, RB
† Freddy Pesqueira, DL
01— † Adrian Peterson, RB
† Freddy Pesqueira, DL
02— † Charles Clarke, OL
† Freddy Pesqueira, DL
04— † Chad Motte, OL
† Ahmad Treado, DB
05— † Chad Motte, OL**GA. SOUTHWESTERN (2)**85— Roger Glover, LB
86— Roger Glover, LB**GETTYSBURG (7)**66— Joseph Egresitz, DE
83— Ray Condren, RB
84— Ray Condren, RB
85— Brian Barr, DB
94— Dwayne Marcus, FB
98— Paul Smith, RS
99— Paul Smith, RS**GLENVILLE ST. (8)**73— Scotty Hamilton, DB
83— Byron Brooks, RB
84— Mike Payne, DB
93— Chris George, WR
94— Chris George, WR
96— Carlos Ferralls, WR
97— Carlos Ferralls, WR
2003— Antonio Carter, WR**GONZAGA (2)**34— Ike Peterson, B
39— Tony Canadeo, B**GRAMBLING (36)**62— Junious Buchanan, T
64— Alphonse Dotson, OT
65— Willie Young, OG
Frank Cornish, DT
Billy Manning, C
70— Richard Harris, DE
Charles Roundtree, DT
Solomon Freelon, OG
John Mendenhall, DE
71— Steve Dennis, DB
72— Gary Johnson, DT73— Gary Johnson, DT
Willie Bryant, DB
74— Gary Johnson, DT
75— Sammie White, WR
James Hunter, DB79— † Joe Gordon, DT
† Aldrich Allen, LB
† Robert Salters, DB
80— † Trumaine Johnson, WR
† Mike Barker, DT
81— † Andre Robinson, LB
82— † Trumaine Johnson, WR
83— † Robert Smith, DL
85— † James Harris, LB
90— † Walter Dean, RB
† Jake Reed, WR
94— † Curtis Ceaser, WR
2001— † Robert Taylor, LB
02— † Tramon Douglas, RB
† Bruce Eugene, QB
† Terry Riley, OL
03— † Bruce Eugene, QB
05— † Jonathan Banks, OT
† Bruce Eugene, QB
† Henry Tolbert, WR**GRAND VALLEY ST. (25)**79— Ronald Essink, OL
89— Todd Tracey, DL
91— Chris Tiede, C
94— Mike Sheldon, OL
95— Diriki Mose, WR
96— Matt Potter, DE
2001— Curt Anes, QB
David Kircus, WR
Dale Westrick, OL
Curt Anes, QB
David Kircus, WR
Reggie Spearmon, RB
Dale Westrick, OL
Scott Mackey, DB
Keyonta Marshall, DL
03— David Hendrix, PK
Michael Tennessee, RB
Mike Wilford, OT
Scott Mackey, S
Keyonta Marshall, DL
DeJuane Boone, DB
Lucius Hawkins, DB
Keyonta Marshall, DL
05— Josh Bourke, OL
Michael McFadden, DL**GRINNELL (1)**

99— Jeff Pedersen, TE

GROVE CITY (6)87— Doug Hart, PK
97— Doug Steiner, FB
98— R.J. Bowers, FB
99— R.J. Bowers, FB
2000— R.J. Bowers, FB
05— Aaron Margo, DB**GUILFORD (4)**75— Steve Musulin, OT
91— Rodney Alexander, DE
94— Bryan Garland, OL
2001— Chris McKinney, KR**GUST. ADOLPHUS (9)**37— Wendell Butcher, B
50— Calvin Roberts, T
51— Hald Norman, OE
52— Calvin Roberts, DT
54— Gene Nei, G
67— Richard Jaeger, LB
84— Kurt Ploeger, DL
97— Ryan Boutwell, PK
2004— Isaac Stieling, LB**HAMILTON (2)**86— Joe Gilbert, OL
91— Eric Grey, RB**HAMLIN (4)**55— Dick Donlin, E
84— Kevin Grasliewicz, WR
85— Ed Hitchcock, OL
89— Jon Voss, TE**HAMPDEN-SYDNEY (10)**48— Lynn Chewning, B
54— Stokeley Fulton, C
72— Michael Leidy, LB
74— Ed Kelley, DE

75— Ed Kelley, DE
77— Robert Wilson, OL
78— Tim Smith, DL
86— Jimmy Hondroulis, PK
2003— Lee Bailey, C
Conrad Singh, WR

HAMPTON (18)

84— Ike Readon, MG
85— Ike Readon, DL
93— Emerson Martin, OL
Christopher Williams, DL
94— John Meredith, LB
95— † Hugh Hunter, DL
96— † Darrell Flythe, LB
97— † Cordell Taylor, DB
98— † Charles Preston, DL
99— † Deon Hunt, LB
2002— † Zuriel Smith, RS
† Erik Steiner, OL
03— † Jelani Clement, OL
04— † Jelani Clement, OL
† Jerome Mathis, KR
05— † Gerell Golightly, OL
† Andrew Paterini, PK
† Justin Durant, LB

HANOVER (6)

86— Jon Pinnick, QB
88— Mike Luker, WR
95— Ben Fox, WR
Terry Peebles, QB
97— Kevin O'Donohue, LB
99— Anthony Weigle, OL

HARDIN-SIMMONS (18)

37— Burns McKinney, B
39— Clyde Turner, C
40— Owen Goodnight, B
42— Rudy Mabley, B
46— Rudy Mabley, B
94— Colin McCormick, WR
99— Gary Gutierrez, OL
2002— Thomas Anderson, OL
Alex Hansen, DB
03— Adam Hernandez, OL
Alex Hansen, DB
04— Adam Hernandez, OL
Will Galusha, DB
Brent Geiley, LB
Alex Hansen, DB
Reggie Robinson, DL
05— Tye Conry, OL
Will Galusha, DB

HARDING (3)

74— Barney Crawford, DL
91— Pat Gill, LB
94— Paul Simmons, LB

HARTWICK (1)

2002— Ryan Soule, WR

HARVARD (7)

82— † Mike Corbat, OL
84— † Roger Caron, OL
99— † Isaiah Kacyvenski, LB
2000— † Mike Clare, OL
02— † Carl Morris, WR
03— † Dante Balestracci, LB
04— † Clifton Dawson, RB

HASTINGS (2)

84— Dennis Sullivan, OL
94— Jeff Drake, DL

HAWAII* (2)

41— Nolle Smith, B
68— Tim Buchanan, LB

HENDERSON ST. (3)

90— Todd Jones, OL
93— Chris Carter, P
96— Robert Thomas, LB

HILLSDALE (11)

49— William Young, B
55— Nate Clark, B
56— Nate Clark, B
75— Mark Law, OG
81— Mike Broome, OG
82— Ron Gladnick, DE
86— Al Huge, DL
87— Al Huge, DL
88— Rodney Patterson, LB
2000— Todd DeVree, DL
Tim Mustapha, DB

HOBART (7)

72— Don Aleksiewicz, RB
75— Rich Kowalski, RB
86— Brian Verdon, DB
93— Bill Palmer, DB
96— Nico Karagosian, TE
97— David Russell, DL
2004— Alex Bell, OL

HOFSTRA (23)

83— Chuck Choinski, DL
86— Tom Salamone, P
88— Tom Salamone, DB
90— George Tischler, LB
94— † Brian Clark, DB
95— † Dave Fiore, OL
† Dave Ettinger, PK
† Buck Buchanan, LB
96— † Eugene McAleer, LB
97— † Dave Ettinger, PK
† Lance Schulters, DB
99— † Giovanni Carmazzi, QB
† Jim Magda, DL
2000— † Rocky Butler, QB
† Doug Shanahan, DB
† Khary Williams, DL
01— † Rocky Butler, QB
† Kahmal Roy, WR
† Dan Zorger, OL
† Ryan Fletcher, DL
04— † Dan Garay, DL
† Gian Villante, LB
05— † Willie Colon, OL

HOLY CROSS (16)

83— † Bruce Kozerski, OT
† Steve Raquet, DL
84— † Bill McGovern, DB
† Kevin Garvey, OG
85— † Gill Fenerty, RB
86— † Gordie Lockbaum, RB-DB
87— † Jeff Wiley, QB
† Gordie Lockbaum, WR-SP
88— † Dennis Golden, OL
89— † Dave Murphy, DB
90— † Craig Callahan, LB
91— † Jerome Fuller, RB
93— † Rob Milanette, LB
95— † Tom Claro, OL
2004— † Steve Silva, AP
05— † Steve Silva, AP

HOPE (2)

79— Craig Groendyk, OL
82— Kurt Brinks, C

HOWARD (5)

75— Ben Harris, DL
87— † Harvey Reed, RB
98— † Marques Douglas, DL
99— † Elijah Thurmon, WR
2001— † Tracy White, LB

HOWARD PAYNE (8)

61— Ray Jacobs, T
72— Robert Woods, LB
73— Robert Woods, LB
92— Scott Lichner, QB
94— Steven Seale, OL
95— Sean Witherwax, DL
97— Sedrick Medlock, DB
98— Sedrick Medlock, DB

HUMBOLDT ST. (6)

61— Drew Roberts, E
62— Drew Roberts, E
76— Michael Goqing, OL
82— David Rush, MG
83— Dean Diaz, DB
95— Randy Matyshock, TE

HURON (1)

76— John Aldridge, OL

IDAHO* (14)

83— † Ken Hobart, QB
85— † Eric Yarber, WR
88— † John Friesz, QB
89— † John Friesz, QB
† Lee Allen, WR
90— † Kasey Dunn, WR
91— † Kasey Dunn, WR
92— † Yo Murphy, WR
† Jeff Robinson, DL
93— † Doug Nussmeier, QB
† Mat Groshong, C
94— † Sherriden May, RB

† Jim Mills, OL
95— † Ryan Phillips, DL

IDAHO ST. (11)

69— Ed Bell, OE
77— Ray Allred, MG
81— † Case de Bruijn, P
† Mike Machurek, QB
83— † Jeff Kaiser, P
84— † Steve Anderson, DL
97— † Trevor Bell, DB
2001— † Eddie Johnson, P
03— † Jared Allen, DL
05— † Jarrett Johnson, PK
† Jeff Charleston, DL

ILLINOIS COL. (2)

81— Joe Aiello, DL
2002— B.J. Harvey, KR

ILLINOIS ST. (16)

68— Denny Nelson, OT
85— † Jim Meyer, OL
86— † Brian Gant, LB
88— † Mike McCabe, P
93— † Todd Kurz, PK
98— † Chad Pegues, DL
† Galen Scott, LB
99— † Damien Gregory, DL
† Mike Rodbro, OG
† Sam Young, DB
2002— † Boomer Grigsby, LB
03— † Boomer Grigsby, LB
04— † Boomer Grigsby, LB
05— † Stafford Davis, OL
† Laurent Robinson, WR
† Brent Hawkins, DL

ILL. WESLEYAN (10)

34— Tony Blazine, T
74— Caesar Douglas, OT
91— Chris Bisailon, WR
92— Chris Bisailon, WR
96— Adam Slotkus, C
John Munch, LB
John Munch, LB
97— Kevin Fahey, DB
98— Kevin Fahey, DB
2000— Jeff Heinzl, DL
04— Eric Esch, RS

INDIANA (PA.) (24)

75— Lynn Hieber, QB
76— Jim Haslett, DE
77— Jim Haslett, DE
78— Jim Haslett, DE
79— Terrence Skelley, OE
80— Joe Cuigari, DT
84— Gregg Brenner, WR
86— Jim Angelo, OL
87— Troy Jackson, LB
88— Dean Cottrill, LB
90— Andrew Hill, WR
91— Tony Aliucci, QB
93— Matt Dalverny, OL
Mike Geary, PK
Michael Mann, RB
94— Jeff Turnage, DL
95— Jon Ruff, PK
Jeff Turnage, DL
Barry Threats, DB
97— Barry Threats, DB
98— Barry Threats, DB
99— Leander Jordan, OL
2000— Mike Borisenko, LB
01— Joey Flora, DB
03— Khaiawatha Downey, OL

INDIANA ST. (13)

69— Jeff Keller, DE
75— Chris Hicks, OL
Vince Allen, RB
83— † Ed Martin, DE
84— † Wayne Davis, DB
85— † Vencie Glenn, DB
86— † Mike Simmonds, OL
93— † Shawn Moore, OL
94— † Dan Brandenburg, DL
95— † Dan Brandenburg, DL
† Tom Allison, PK
98— † Troy Lefevra, DE
99— † DeJuan Alfonzo, DB/KR

INDIANAPOLIS (9)

83— Mark Bless, DL
84— Paul Loggan, DB
85— Tom Collins, DB

86— Dan Jester, TE
87— Thurman Montgomery, DL
91— Greg Mathes, DL
98— Ted Liette, LB
99— Josh Gentry, LB
2001— Neal Blank, DL

IONA (1)

2003— † Kevin Fales, DL

IOWA WESLEYAN (1)

87— Mike Wiggins, P

ITHACA (17)

72— Robert Wojnar, OT
74— David Remick, RB
75— Larry Czarnecki, DT
79— John Laper, LB
80— Bob Ferrigno, HB
84— Bill Sheerin, DL
85— Tim Torrey, LB
90— Jeff Wittman, FB
91— Jeff Wittman, FB
92— Jeff Wittman, FB
Dave Brumfield, OL
Scott Connolly, DL
98— Matt Buddenhagen, KR
Mike Sansone, LB
2000— Ron Amato, DB
04— Vince Dargush, TE
05— Joe Scalice, OL

JACKSON ST. (26)

62— Willie Richardson, E
69— Joe Stephens, OG
71— Jerome Barkum, OE
74— Walter Payton, RB
Robert Brazile, LB
Robert Hardy, DT
80— † Larry Werts, LB
81— † Mike Fields, OT
85— † Jackie Walker, LB
86— † Kevin Dent, DB
87— † Kevin Dent, DB
88— † Lewis Tillman, RB
† Kevin Dent, DB
89— † Darion Conner, LB
90— † Robert Turner, DB
91— † Deltrich Lockridge, OL
92— † Lester Holmes, OL
95— † Picasso Nelson, DB
96— † Sean Woodson, DB
† Grailyn Pratt, QB
† Otha Evans, LB
97— † Toby Myles, OL
98— † Sylvester Morris, WR
99— † Tommie Head, LB
† Sylvester Morris, WR
2002— † Elgin Andrews, LB

JACKSONVILLE ST. (11)

52— Jodie Connell, OG
66— Ray Vinson, DB
70— Jimmy Champion, C
77— Jesse Baker, DT
78— Jesse Baker, DT
82— Ed Lett, QB
86— Joe Billingsley, OT
88— Joe Billingsley, OT
95— † Darron Edwards, DB
2002— † Deon White, OL
04— † Oscar Bonds, RB

JAMES MADISON (20)

77— Woody Bergeria, DT
78— Rick Booth, OL
85— † Charles Haley, LB
86— † Carlo Bianchini, OG
89— † Steve Bates, DL
90— † Eupton Jackson, DB
93— † David McLeod, WR
94— † Dwight Robinson, DB
95— † John Coursey, PK
† David Bailey, C
† Ed Perry, TE
96— † Ed Perry, TE
97— † Tony Booth, DB
99— † Curtis Keaton, RB
2000— † Chris Morant, DL
† Derrick Pack, LB
01— † Derrick Lloyd, LB
04— † Matt Magerko, OL
05— † Matt Magerko, OL
† Tony LeZotte, DB

JAMESTOWN (2)

76— Brent Tischer, OL
81— Ron Hausauer, OL

JOHN CARROLL (15)

50— Carl Taseff, B
74— Tim Barrett, RB
94— Jason Goldberg, PK
Ryan Haley, P
95— Chris Anderson, LB
96— London Fletcher, LB
Scott O'Donnell, DL
Chris Anderson, LB
London Fletcher, LB
David Ziegler, R
98— David Vitatoe, PK
99— Tom Rini, DB
2002— Tom Arth, QB
Chris Cubero, LB
Scott Greenberg, DB

JOHNS HOPKINS (4)

80— Bill Stromberg, WR
81— Bill Stromberg, WR
96— Jim Wilson, DL
2003— Matt Campbell, DB

JOHNSON C. SMITH (2)

82— Dan Beauford, DE
88— Ronald Capers, LB

JUNIATA (4)

54— Joe Veto, T
86— Steve Yerger, OL
87— Mark Dorner, DB
99— Matt Eisenberg, WR

KANSAS WESLEYAN (2)

35— Virgil Baker, G
56— Larry Houdek, B

KEAN (1)

87— Kevin McGuirl, TE

KENTUCKY ST. (4)

72— Wiley Epps, LB
98— Cletidus Hunt, DL
99— Ike Ihejeto, TE
2005— Marcus Wright, KR

KENYON (1)

74— Jim Myers, WR

KING'S (PA.) (4)

2000— Damon Saxon, RB
01— Steven Wilson, DL
02— Steven Wilson, DL
05— Geoff Troy, PK

KNOX (4)

86— Rich Schiele, TE
87— Chris Vogel, WR
96— Chris Warwick, PK
98— Josh Fourdyce, DL

KNOXVILLE (1)

77— Dwight Treadwell, OL

KUTZTOWN (5)

77— Steve Head, OG
95— John Mobley, LB
97— Denauld Brown, DL
2001— Pete Mendez, DB
02— Pete Mendez, DB

LA SALLE (2)

38— George Somers, T
39— Frank Loughney, G

LA VERNE (3)

72— Dana Coleman, DT
91— Willie Reyna, QB
95— Anthony Jones, RB

LAFAYETTE (9)

79— †Rich Smith, TE
81— †Joe Skladany, LB
82— †Tony Green, DL
88— †Frank Baur, QB
92— †Edward Hudak, OL
96— †B.J. Galles, DB
97— †Dan Bengale, LB
2004— †Joe McCourt, RB
05— †Maurice Bennett, LB

LAKE FOREST (1)

2002— Casey Urlacher, LB

LAKELAND (1)

89— Jeff Ogjiego, P

LAMAR (5)

57— Dudley Meredith, T
61— Bobby Jancik, B
67— Spergon Wynn, OG
83— †Eugene Seale, LB
85— †Burton Murchison, RB

LAMBUTH (3)

93— Jo Jo Jones, RB
94— Jo Jo Jones, RB
2005— Evan Granier, PK

LANE (1)

73— Edward Taylor, DT

LANGSTON (2)

73— Thomas Henderson, DE
94— Paul Reed, DB

LAWRENCE (11)

49— Claude Radtke, E
67— Charles McKee, QB
77— Frank Bouressa, C
78— Frank Bouressa, C
80— Scott Reppert, HB
81— Scott Reppert, HB
82— Scott Reppert, RB
83— Murray McDonough, DB
86— Dan Galante, DL
95— Brad Olson, RB
97— Brad Olson, FB

LEBANON VALLEY (1)

2003— Scott Marek, TE

LEHIGH (28)

49— Robert Numbers, C
50— Dick Doyne, B
57— Dan Nolan, B
59— Walter Meincke, T
69— Thad Jamula, OT
71— John Hill, C
73— Kim McQuilken, QB
75— Joe Sterrett, QB
77— Steve Kreider, WR
Mike Reiker, QB
79— †Dave Melone, OT
†Jim McCormick, DL
80— †Bruce Rarig, LB
83— †John Shigo, LB
85— †Rennie Benn, WR
90— †Keith Petzold, OL
93— †Dave Cecchini, WR
95— †Brian Klingerman, WR
†Rabih Abdullah, RB
96— †Ben Talbot, P
98— †Nick Martucci, DL
99— †Ian Eason, LB
2000— †Brian McDonald, OL
01— †Abdul Byron, DB
†Josh Snyder, WR
02— †Jeff Santacroce, OL
03— †Adam Bergen, TE
04— †Adam Bergen, TE

LENOIR-RHYNE (5)

52— Steve Trudnak, B
62— Richard Kemp, B
67— Eddie Joyner, OT
92— Jason Monday, PK
94— Leonard Davis, RB

LEWIS & CLARK (2)

68— Bill Bailey, DT
91— Dan Ruhl, RB

LIBERTY (6)

82— John Sanders, LB
86— Mark Mathis, DB
95— †Andrew McFadden, KR
†Tony Dews, TE
98— †Jesse Riley, LB
2000— †Jason Wells, DL

LINCOLN (MO.) (3)

53— Leo Lewis, B
54— Leo Lewis, B
2004— Brandon Beard, DL

LINFIELD (20)

57— Howard Morris, G
64— Norman Musser, C
72— Bernard Peterson, OE
75— Ken Cutcher, OL
78— Paul Dombroski, DB
80— Alan Schmidlin, QB
83— Steve Lopes, OL

84— Steve Boyea, OL
94— Darrin Causey, LB
2002— Daryl Agpalsa, OL
David Russell, RB
Ray Lions, DB
03— Tyler Matthews, QB
James Wilson, P
04— Casey Allen, WR
Brett Elliott, QB
Brandon Hazenberg, RS
05— Casey Allen, WR
Brett Elliott, QB
Josh Ort, DB

LIVINGSTONE (4)

84— Jo Jo White, RB
98— Charles Cooley, OL
2003— Jason Ocean, LB
04— Moises Gordon, LB

LOCK HAVEN (1)

45— Robert Eyer, E

LONG BEACH ST. (4)

68— Bill Parks, OE
69— Leon Burns, FB
70— Leon Burns, RB
71— Terry Metcalf, RB

LORAS (4)

47— Robert Hanlon, B
84— James Drew, P
97— Shane Davis, RB
2005— Ross Dillavou, DL

LOS ANGELES ST. (1)

64— Walter Johnson, OG

LOUISIANA (1)

50— Bernard Calendar, E

LA-LAFAYETTE* (1)

69— Glenn LaFleur, LB

LA-MONROE* (19)

67— Vic Bender, C
70— Joe Profit, RB
72— Jimmy Edwards, RB
73— Glenn Fleming, MG
74— Glenn Fleming, MG
82— †Arthur Christophe, C
†Bruce Daigle, DB
83— †Mike Grantham, OG
84— †Mike Grantham, OG
85— †Mike Turner, DB
87— †John Clement, OT
†Claude Brumfield, DT
88— †Cyril Crutchfield, DB
89— †Jackie Harris, E
92— †Jeff Blackshear, OL
†Vic Zordan, OL
†Roosevelt Potts, RB
93— †Raymond Batisse, OL
†James Folston, DL

LOUISIANA TECH* (15)

41— Garland Gregory, G
46— Mike Reed, G
68— Terry Bradshaw, QB
69— Terry Bradshaw, QB
72— Roger Carr, WR
73— Roger Carr, FL
74— Mike Barber, TE
Fred Dean, DT
82— †Matt Dunigan, QB
84— †Doug Landry, LB
†Walter Johnson, DE

85— †Doug Landry, LB
86— †Walter Johnson, LB-DE
87— †Glenell Sanders, LB
88— †Glenell Sanders, LB

LOUISVILLE* (1)

57— Leonard Lyles, B

LOYOLA (ILL.) (2)

35— Billy Roy, B
37— Clay Calhoun, B

LOYOLA MARYMOUNT (1)

42— Vince Pacewic, B

LUTHER (1)

57— Bruce Hartman, T

LYCOMING (10)

83— John Whalen, OL
85— Walt Zataveski, OL
89— Rick Bealer, DB
90— Rick Bealer, DB

91— Darrin Kenney, OT
Don Kinney, DL
Bill Small, LB
96— Michael Downey, OL
98— Jason Marraccini, QB
99— Cameron Coleman, DL

MacMURRAY (3)

97— Jamie Lee, RB
98— Jamie Lee, RB
2001— Curtis Fisher, OL

MAINE (11)

65— John Huard, LB
66— John Huard, LB
80— †Lorenzo Bouier, RB
89— †Carl Smith, RB
†Scott Hough, OL
90— †Claude Pettaway, DB
99— †Jojo Oliphant, DL
2001— †Chad Hayes, TE
†Stephen Cooper, LB
†Lennard Byrd, KR
02— †Stephen Cooper, LB

MAINE MARITIME (2)

92— Kirk Mathieu, RB
95— Rob Marchitello, RB

MANSFIELD (2)

2002— Dan Holland, LB
03— Dan Holland, LB

MARIETTA (1)

96— Dante Brown, RB

MARS HILL (6)

78— Alan Rice, OL
79— Steven Campbell, DB
87— Lee Marchman, LB
2000— Terrence Stokes, RB
01— David Cassell, TE
02— Khalid Abdullah, LB

MARSHALL* (29)

37— William Smith, E
40— Jackie Hunt, B
41— Jackie Hunt, B
87— †Mike Barber, WR
†Sean Doctor, TE
88— †Mike Barber, WR
†Sean Doctor, TE
90— †Eric Ihnat, TE
91— †Phil Ratliff, OL
92— †Michael Payton, QB
†Troy Brown, WR
†Phil Ratliff, OL
93— †Chris Deaton, OL
†William King, LB
†Roger Johnson, DB
94— †Roger Johnson, DB
†William Pannell, OL
†Travis Colquitt, P
95— †Chris Parker, RB
†William Pannell, OL
†Billy Lyon, DL
†Melvin Cunningham, DB
96— †Randy Moss, WR
†Billy Lyon, DL
†Aaron Ferguson, OL
†B.J. Cohen, DL
†Jermaine Swafford, LB
†Eugene McAleer, LB
†Melvin Cunningham, DB

MARTIN LUTHER (1)

97— John Feuersthaler, DB

MARY HARDIN-BAYLOR (7)

2001— Preston Meyer, LB
02— Ryan Harris, OL
Preston Meyer, LB
03— Tony Salazar, DB
04— Matt Bush, C
Jeff Oliver, OL
05— Hunter Hamrick, P

MD.-EAST. SHORE (2)

64— John Smith, DT
68— Bill Thompson, DB

MARYVILLE (TENN.) (5)

67— Steve Dockery, DB
73— Earl McMahon, OG
77— Wayne Dunn, LB
92— Tom Smith, OL
93— Tom Smith, OL

MASSACHUSETTS (33)

- 52— Tony Chambers, OE
 63— Paul Graham, T
 64— Milt Morin, DE
 67— Greg Landry, QB
 71— William DeFlavio, MG
 72— Steve Schubert, OE
 73— Tim Berra, OE
 75— Ned Deane, OL
 76— Ron Harris, DB
 77— Kevin Cummings, TE
 Bruce Kimball, OL
 78— Bruce Kimball, OG
 80— † Bob Manning, DB
 81— † Garry Pearson, RB
 82— † Garry Pearson, RB
 85— † Mike Dwyer, DL
 88— † John McKeown, LB
 90— † Paul Mayberry, OL
 92— † Don Caparotti, DB
 93— † Bill Durkin, OL
 94— † Breon Parker, DB
 95— † Rene Ingoglia, RB
 98— † Marcel Shipp, RB
 † Khari Samuel, LB
 † Kerry Taylor, TE
 99— † Jeremy Robinson, DB
 † Kole Ayi, LB
 † Jerard White, DB
 † Sean Higgins, TE
 2000— † Kole Ayi, LB
 01— † Valdamar Brower, DL
 04— † Shannon James, DB
 05— † Shannon James, DB

MASS.-BOSTON (1)

- 92— Sean Munroe, WR

MASS.-DARTMOUTH (1)

- 98— Mike Cotton, DB

MIT (1)

- 97— Duane Stevens, DB

MASS. MARITIME (1)

- 95— Paul Diamantopoulos, DE

McDANIEL (5)

- 51— Victor Makovitch, DG
 78— Ricci Bonaccorsy, DL
 79— Ricci Bonaccorsy, DL
 98— Mat Mathias, OL
 2001— Jason Wingear, DB

McMURRY (6)

- 49— Brad Rowland, B
 50— Brad Rowland, B
 58— Charles Davis, G
 68— Telly Windham, DE
 74— Randy Roemisch, OT
 80— Rick Nolly, OL

McNEESE ST. (30)

- 52— Charles Kuehn, DE
 69— Glenn Kidder, OG
 72— James Moore, TE
 74— James Files, OT
 82— † Leonard Smith, DB
 92— † Terry Irving, LB
 93— † Jose Larios, PK
 † Terry Irving, LB
 94— † Ronald Cherry, OL
 95— † Kavika Pittman, DL
 † Marsh Buice, DL
 † Zack Bronson, DB
 † Vincent Landrum, LB
 96— † Zack Bronson, DB
 97— † Reggie Nelson, OL
 † Chris Fontenot, TE
 † Donnie Ashley, PR
 98— † Reggie Nelson, OL
 † Charles Ayro, LB
 2000— † Wes Hines, OL
 † Jake Morrison, DL
 01— † Joe Judge, DB
 02— † Jason Davis, OL
 † B.J. McNutt, DL
 † Hadley Prince, DB
 † Roderick Royal, LB
 03— † Dwight Hudler, OL
 † Roderick Royal, LB
 † B.J. Sams, AP
 † Keith Smith, DB

MEMPHIS* (1)

- 54— Robert Patterson, G

MENLO (2)

- 2000— Nate Jackson, WR
 01— Nate Jackson, WR

MERCHANT MARINE (5)

- 52— Robert Wiechard, LB
 69— Harvey Adams, DE
 90— Harold Krebs, DB
 97— Anthony Jacobs, OL
 2002— David McNeal, RB

MESA ST. (9)

- 82— Dean Haugum, DT
 83— Dean Haugum, DL
 84— Don Holmes, DB
 85— Mike Berk, OL
 86— Mike Berk, OL
 88— Tracy Bennett, PK
 89— Jeff Russell, OL
 90— Brian Johnson, LB
 2003— DeMeco Moore, LB

METHODIST (1)

- 97— Trayfer Monroe, DB

MIAMI (FLA.)* (2)

- 45— Ed Cameron, G
 William Levitt, C

MIAMI (OHIO)* (1)

- 82— † Brian Pillman, MG

MICHIGAN TECH (2)

- 76— Jim VanWagner, RB
 2004— Joe Berger, OL

MIDDLE TENN.* (12)

- 64— Jimbo Pearson, S
 65— Keith Atchley, LB
 83— † Robert Carroll, OL
 84— † Kelly Potter, PK
 85— † Don Griffin, DB
 88— † Don Thomas, LB
 90— † Joe Campbell, RB
 91— † Steve McAdoo, OL
 † Joe Campbell, RB
 92— † Steve McAdoo, OL
 93— † Pat Hicks, OL
 95— † Nathaniel Claybrooks, DL

MIDDLEBURY (3)

- 36— George Anderson, G
 83— Jonathan Good, DL
 2000— Andy Steele, LB

MIDLAND LUTHERAN (2)

- 76— Dave Marreel, DE
 79— Scott Englehardt, OL

MILLERSVILLE (8)

- 76— Robert Parr, DB
 80— Rob Riddick, RB
 81— Mark Udovich, C
 86— Jeff Hannis, DL
 93— Scott Martin, DL
 Greg Faulkner, OL
 95— Kevin Cannon, AP
 98— Mike McFetridge, WR

MILLIKIN (3)

- 42— Virgil Wagner, B
 92— Mike Hall, KR
 2003— Andy Beals, PK

MILLSAPS (13)

- 72— Rowan Torrey, DB
 73— Michael Reams, LB
 76— Rickie Haygood, QB
 78— David Culpepper, LB
 79— David Culpepper, LB
 83— Edmond Donald, RB
 85— Tommy Powell, LB
 90— Sean Brewer, DL
 91— Sean Brewer, DL
 92— Sean Brewer, DL
 93— Mitch Holloway, P
 94— Kelvin Gladney, RB
 2003— Matt O'Bryant, LB

MINN. DULUTH (5)

- 74— Mark Johnson, DB
 75— Terry Egerdahl, RB
 76— Ted McKnight, RB
 82— Gary Birkholz, OG
 2003— Russ Rabe, DE

MINN. ST. MANKATO (12)

- 73— Marty Kranz, DB
 87— Duane Goldammer, OG
 91— John Kelling, DB
 93— Jamie Pass, QB
 94— Josh Nelsen, WR
 95— Mark Erickson, AP
 96— Tywan Mitchell, WR
 Greg Janacek, PK
 97— Tywan Mitchell, WR
 98— Tywan Mitchell, WR
 2002— Andrew Tippins, DL
 03— Jared Ziemke, DB

MINN. ST. MOORHEAD (2)

- 76— Rocky Gullickson, OG
 84— Randy Sullivan, DB

MISSISSIPPI COL. (12)

- 72— Ricky Herzog, FL
 79— Calvin Howard, RB
 80— Bert Lyles, DE
 82— Major Everett, RB
 83— Wayne Frazier, OL
 85— Earl Conway, DL
 88— Terry Fleming, DL
 89— Terry Fleming, DL
 90— Fred McAfee, RB
 92— Johnny Poole, OL
 93— Kelly Ray, C
 2000— Wilson Hillman, P

MISSISSIPPI VAL. (9)

- 79— † Carl White, OG
 83— † Jerry Rice, WR
 84— † Jerry Rice, WR
 † Willie Totten, QB
 87— † Vincent Brown, LB
 91— † Ashley Ambrose, DB
 97— † Terry Houzah, LB
 98— † Terry Houzah, LB
 2005— † Tyler Knight, LB

MO.-ROLLA (6)

- 41— Ed Kromka, T
 69— Frank Winfield, OG
 74— Merle Dillow, TE
 80— Bill Grantham, S
 93— Elvind Listerud, PK
 2004— Cole Drussa, TE

MO. SOUTHERN ST. (3)

- 93— Rod Smith, WR
 Ron Burton, LB
 95— Yancy McKnight, OL

MISSOURI ST. (13)

- 66— William Stringer, OG
 87— † Matt Soraghan, LB
 89— † Mark Christenson, OL
 90— † DeAndre Smith, QB
 91— † Bill Walter, DL
 93— † Adrian Smith, DB
 95— † DeLaun Fowler, LB
 96— † Michael Cosey, RB
 † Wayne Boyer, PK
 † Mike Miano, DL
 97— † Travis Brawner, PK
 2001— † P.J. Jones, LB
 04— † Jon Scifres, PK

MISSOURI VALLEY (3)

- 47— James Nelson, G
 48— James Nelson, G
 49— Herbert McKinney, T

MO. WESTERN ST. (2)

- 2003— Pierre Thomas, DB
 05— Jeremiah White, RB

MONMOUTH (2)

- 2002— † Joe Sentipal, LB
 03— † Joe Sentipal, LB

MONMOUTH (ILL.) (1)

- 75— Ron Baker, RB

MONTANA (35)

- 67— Bob Beers, LB
 70— Ron Stein, DB
 76— Greg Anderson, DB
 79— † Jim Hard, FL
 83— † Brian Salonen, TE
 85— † Mike Rice, P
 87— † Larry Clarkson, OL
 88— † Tim Hauck, DB
 89— † Kirk Scafford, OL
 † Tim Hauck, DB

- 93— † Dave Dickenson, QB
 † Todd Ericson, DB
 94— † Scott Gragg, OL
 95— † Dave Dickenson, QB
 † Matt Wells, WR
 † Mike Agee, OL
 † Eric Simonson, OL
 96— † Joe Douglass, WR
 † Mike Agee, OL
 † Brian Ah Yat, QB
 † Jason Crebo, LB
 † David Kempfert, OL
 † Jason Crebo, LB
 97— † Kelley Bryant, DB
 2000— † Drew Miller, QB
 † Thatcher Szalay, OL
 † Andy Petek, DL
 01— † Thatcher Szalay, OL
 † Vince Huntsberger, DB
 † Mark Spencer, P
 02— † Dylan McFarland, OL
 † Trey Young, DB
 03— † Dylan McFarland, OL
 † Chris Snyder, PK
 04— † Cory Proctor, OL

MONTANA ST. (16)

- 66— Don Hass, HB
 67— Don Hass, HB
 70— Gary Gustafson, LB
 73— Bill Kollar, DT
 75— Steve Kracher, RB
 76— Lester Leininger, DL
 78— Jon Borchardt, OT
 81— † Larry Rubens, OL
 84— † Mark Fellows, LB
 † Dirk Nelson, P
 93— † Sean Hill, DB
 97— † Neal Smith, OL
 99— † Matthew Peot, P
 2003— † Corey Smith, RS
 † Kane Ioane, DB
 05— † Jeff Bolton, OL

MONTANA TECH (3)

- 73— James Persons, OT
 80— Steve Hossler, HB
 81— Craig Opatz, OL

MONTCLAIR ST. (14)

- 75— Barry Giblin, DB
 77— Mario Benimeo, DT
 79— Tom Morton, OL
 80— Sam Mills, LB
 81— Terrance Porter, WR
 82— Mark Casale, QB
 84— Jim Renna, OL
 85— Dan Zakashefski, DL
 86— Dan Zakashefski, DL
 89— Paul Cioffi, LB
 90— Paul Cioffi, LB
 93— Jeff Bargiel, DL
 95— Jeff Bargiel, DL
 96— Jeff Bargiel, DL

MORAVIAN (1)

- 2002— Jarrod Pence, DB

MOREHEAD ST. (5)

- 38— John Horton, C
 42— Vincent Zachem, C
 69— Dave Haverdick, DT
 82— † John Christopher, P
 86— † Randy Poe, OG

MORGAN ST. (8)

- 65— Willie Lanier, LB
 67— Jeff Queen, DE
 70— Willie Germany, DB
 72— Stan Cherry, LB
 73— Eugene Simms, LB
 78— Joe Fowlkes, DB
 80— Mike Holston, WR
 93— † Matthew Steeple, DL

MORNINGSIDE (2)

- 49— Connie Callahan, B
 91— Jorge Diaz, PK

MOUNT UNION (46)

- 84— Troy Starr, LB
 87— Russ Kring, RB
 90— Ken Edelman, PK
 Dave Lasecki, LB

- 92— Mike Elder, OL
Jim Ballard, QB
Chris Dattilio, LB
93— Rob Atwood, TE
Jim Ballard, QB
Ed Bubonics, WR
Mike Hallett, DL
94— Rob Rodgers, LB
95— Mike Wonderfer, OG
96— Bill Borchert, QB
Joe Weimer, OL
Josh Weber, OT
Brian Wervey, LB
97— Bill Borchert, QB
Joe Weimer, OL
Vic Ricketts, G
98— Jason Hall, LB
Kris Bugara, DB
Tom Bauer, OL
99— Jason Gerber, OT
Adam Marino, WR
Gary Smeck, QB
2000— Chuck Moore, RB
Adam Indorf, OL
Todd Bhraden, DL
Matt Campbell, DL
Chris Kern, DB
02— Larry Kinnard, OT
Dan Pugh, RB
Matt Campbell, DE
Chris Kern, DB
03— Robert Bradley, OL
Larry Kinnard, OL
Randell Knapp, WR
Shaun Spisak, LB
04— Jesse Clum, DB
Johnny Josef, DL
Shaun Spisak, LB
05— Jason Lewis, OL
Mike Gibbons, LB
Ross Watson, DB

MUHLBERG (6)

- 46— George Bibighaus, E
47— Harold Bell, B
93— Rob Lokerson, WR
99— Joshua Carter, KR
2000— Joshua Carter, KR
02— Chris Reed, PK

MURRAY ST. (8)

- 37— Elmer Cochran, G
73— Don Clayton, RB
79— † Terry Love, DB
86— † Charley Wiles, OL
95— † Derrick Cullors, RB
† William Hampton, DB
96— † William Hampton, DB
2001— † Shane Andrus, PK

MUSKINGUM (5)

- 40— Dave Evans, T
60— Bill Cooper, B
66— Mark DeVilling, DT
75— Jeff Heacock, DB
95— Connon Thompson, DB

NEB.-KEARNEY (8)

- 76— Dale Mitchell Johnson, DB
78— Doug Peterson, DL
95— Matt Bruggeman, DL
97— Mike Smith, RT
2002— Henrik Juul-Nielsen, PK
Mike Miller, RB
03— Richie Ross, WR
05— Richie Ross, WR

NEB.-OMAHA (17)

- 64— Gerald Allen, HB
68— Dan Klepper, OG
76— Dan Fulton, WR
77— Dan Fulton, OE
80— Tom Suito, LB
82— John Walker, DT
83— Tim Carlson, LB
84— Ron Petersen, OT
86— Keith Coleman, LB
98— Chris Bober, OT
99— Chris Bober, OL
2000— Chris Cooper, DL
01— Chad Geiger, DB
02— Conor Riley, OL
03— Justin Kamrad, RB

- 04— Taiwo Onatolu, LB
05— Zach Herold, TE

NEB. WESLEYAN (4)

- 90— Brad Bohn, DB
91— Daren Stohlmann, TE
92— Daren Stohlmann, TE
2000— Noland Urban, LB

NEVADA* (23)

- 52— Neil Garrett, DB
74— Greg Grouwinkler, DB
78— James Curry, MG
Frank Hawkins, RB
79— † Frank Hawkins, RB
† Lee Fobbs, DB
80— † Frank Hawkins, RB
† Bubba Puha, DL
81— † John Ramatici, LB
† Tony Zendejas, K
82— † Tony Zendejas, K
† Charles Mann, DT
83— † Tony Zendejas, K
† Jim Werbeckes, OG
† Tony Shaw, DB
85— † Greg Rea, OL
† Marty Zendejas, PK
† Pat Hunter, DB
86— † Henry Rolling, DE-LB
88— † Bernard Ellison, DB
90— † Bernard Ellison, DB
91— † Treamele Taylor, KR
91— † Matt Clifton, LB

UNLV* (3)

- 73— Mike Thomas, RB
74— Mike Thomas, RB
75— Joseph Ingersoll, DL

NEW HAMPSHIRE (18)

- 50— Ed Douglas, G
68— Al Whitman, DT
75— Kevin Martell, C
76— Bill Burnham, RB
77— Bill Burnham, RB
Grady Vigneau, OT
85— † Paul Dufault, OL
87— † John Driscoll, OL
91— † Barry Bourassa, RB
† Dwayne Sabb, LB
94— † Mike Foley, DL
97— † Jerry Azumah, RS/RB
98— † Jerry Azumah, RB
† Walter Jones, OL
2002— † Stephan Lewis, RB
04— † David Ball, WR
05— † David Ball, WR
† Jonathan Williams, TE

NEW HAVEN (17)

- 85— David Haubner, OL
87— Erik Lesinski, LB
88— Rob Thompson, OL
90— Jay McLucas, QB
92— Scott Emmert, OL
Roger Graham, RB
93— Roger Graham, RB
George Byrd, DB
Tony Willis, WR
94— Roger Graham, RB
95— Scott Riggs, LB
96— Jesse Showerda, QB
97— Mario DiDino, OL
Cazzie Kosciulek, QB
2000— Steve Cedor, LB
01— Idris Price, LB
02— Phil Bogle, OL

TCNJ (7)

- 74— Eric Hamilton, C
83— John Aromando, WR
91— Chris Shaw, C
97— Jim Haines, OL
Tom Ruggia, DL
98— Tom Ruggia, DL
2003— Michael Sykes, DL

N.M. HIGHLANDS (8)

- 66— Carl Garrett, HB
67— Carl Garrett, HB
68— Carl Garrett, HB
81— Jay Lewis, DL
85— Neil Windham, LB
86— Tim Salz, PK
93— Rus Bailey, WR
96— Jamar Nailor, WR

NEWBERRY (3)

- 40— Dominic Collangelo, B
81— Stan Stanton, DL
97— Anthony Heatley, OL

NICHOLLS ST. (9)

- 76— Gerald Butler, OE
77— Rusty Rebowe, LB
81— † Dwight Walker, WR
82— † Clint Conque, LB
84— † Dewayne Harrison, TE
86— † Mark Carrier, WR
94— † Darryl Pounds, DB
2002— † LeJuan Walker, RS
03— † Chris Crawford, RS

NICHOLS (1)

- 81— Ed Zywiec, LB

NORFOLK ST. (6)

- 79— Mike Ellis, DB
89— Arthur Jimmerson, LB
94— James Roe, WR
95— James Roe, WR
Aaron Sparrow, QB
2004— † Kevin Talley, LB

NORTH ALA. (28)

- 82— Don Smith, C
84— Daryl Smith, DB
85— Bruce Jones, DB
90— James Davis, LB
Mike Nord, OL
92— Harvey Summerhill, DB
93— Jeff Redcross, DL
Tyrone Rush, RB
Jeff Surbaugh, OL
Ronald McKinnon, LB
94— Jon Thompson, OL
Ronald McKinnon, LB
Marcus Keyes, DL
95— Jon Thompson, OL
Israel Raybon, DE
Ronald McKinnon, LB
Marcus Keyes, DL
96— Gerald Smith, DB
97— Reginald Ruffin, LB
Marcus Hill, DB
2003— Will Hall, QB
04— Evan Oglesby, CB
Kendrick Triplett, DL
Anthony Merritt, RS
05— Lance Ancar, C
Anthony Merritt, KR
Blake Farris, DL

N.C. A&T (10)

- 69— Merl Code, DB
70— Melvin Holmes, OT
81— † Mike West, OL
86— † Ernest Riddick, NG
88— † Demetrius Harrison, LB
93— † Ronald Edwards, OL
95— † Jamain Stephens, OL
97— † Chris McNeil, DL
2001— † Curtis DeLoatch, RS
† Qasim Mitchell, OL

N.C. CENTRAL (5)

- 68— Doug Wilkerson, MG
69— Doug Wilkerson, OT
74— Charles Smith, DE
88— Earl Harvey, QB
96— Tommy Dorsey, LB

NORTH CENTRAL (ILL.) (2)

- 97— Jim Witte, OL
2005— Lenny Radtke, LB

NORTH DAKOTA (37)

- 55— Steve Myhra, G
56— Steve Myhra, G
63— Neil Reuter, T
65— Dave Lince, DE
66— Roger Bonk, LB
71— Jim LeClair, LB
Dan Martinsen, DB
72— Mike Deutsch, RB
75— Bill Deutsch, RB
79— Paul Muckenhirn, TE
80— Todd Thomas, OT
81— Milson Jones, RB
89— Cory Solberg, PK
91— Shannon Burnell, RB
93— Shannon Burnell, RB
Kevin Robson, OL

- 94— Mike Mooney, LB
95— Dave Hillesheim, DE
96— Juan Gomez-Tagle, PK
Mark Callahan, DL
Tim Tibesar, LB
97— Phillip Moore, RB
Jim Kleinsasser, TE
98— Jim Kleinsasser, TE
Phillip Moore, RB
99— Kelly Howe, DB
2000— Cameron Peterka, PK
Cameron Peterka, PK
01— Travis O'Neel, LB
Dan Graf, AP
03— Ben Olson, OL
Digger Anderson, LB
Chris Kuper, OL
Digger Anderson, LB
05— Jeff Glas, PK
Chris Kuper, OL
Digger Anderson, LB

NORTH DAKOTA ST. (34)

- 34— Melvin Hanson, B
46— Cliff Rothrock, C
66— Walt Odegaard, MG
67— Jim Ferge, LB
68— Jim Ferge, DT
Paul Hachett, B
Paul Hachett, HB
Joe Cichy, DB
70— Joe Cichy, DB
74— Jerry Dahl, DE
76— Rick Budde, LB
77— Lew Curry, OL
81— Wayne Schluchter, DB
82— Cliff Carmody, OG
Steve Garske, LB
83— Mike Whetstone, OG
84— Greg Hagfors, C
86— Jeff Bentrin, QB
Jim Dick, LB
87— Mike Favor, C
88— Matt Tracy, OL
Mike Favor, C
Yorrick Byers, LB
Phil Hansen, DL
Chris Simdorn, QB
93— Scott Fuchs, OL
T.R. McDonald, WR
95— Brad Servais, OL
97— Sean Fredricks, LB
99— Tim Strehlow, AP
2000— Lamar Gordon, RB
01— Leif Murphy, DL
Richard Lewis, KR
04— † Rob Hunt, C

NORTH PARK (2)

- 72— Greg Nugent, OE
90— John Love, QB

NORTH TEXAS* (6)

- 47— Frank Whitlow, T
51— Ray Renfro, DB
83— † Ronnie Hickman, DE
† Rayford Cooks, DL
88— † Rex Johnson, DL
90— † Mike Davis, DL

NORTHEASTERN (6)

- 72— Tom Rezzuti, DB
78— Dan Ross, TE
96— † Jerome Daniels, OL
2001— † L.J. McKansas, RB
03— † Liam Ezekiel, LB
04— † Liam Ezekiel, LB

NORTHEASTERN ST. (7)

- 69— Manuel Britto, HB
71— Roosevelt Manning, DT
74— Kevin Goodlet, DB
82— Cedric Mack, WR
94— Ricky Ceasar, DL
2000— Rod Kelly, DL
02— Micah Lomas, OL

NORTHERN ARIZ. (22)

- 66— Rick Ries, LB
67— Bill Hanna, DE
68— Larry Small, OG
77— Larry Friedrichs, OL
Tom Jurich, K
78— Jerry Lumpkin, LB
79— † Ed Judie, LB

- 82— † Pete Mandley, WR
- 83— † Pete Mandley, WR
- † James Gee, DT
- 86— † Goran Lingmerth, PK
- 89— † Darrell Jordan, LB
- 93— † Terry Belden, P
- 95— † Rayna Stewart, DB
- † Kevin O'Leary, P
- † Ben Petrucci, DL
- 96— † Archie Amerson, RB
- † Ricky Pearsall, PR
- 97— † Dan Finn, OL
- 2002— † Mark Gould, P
- 03— † Mark Gould, P
- 04— † Paul Ernster, P

NORTHERN COLO. (27)

- 68— Jack O'Brien, DB
- 80— Todd Volkart, DT
- 81— Brad Wimmer, OL
- 82— Mark Mostek, OG
- Kevin Jelden, PK
- 89— Vance Lechman, DB
- 90— Frank Wainwright, TE
- 92— David Oliver, OL
- 93— Jeff Pease, LB
- 94— Jeff Pease, LB
- 95— Tony Ramirez, OL
- Tim Bowie, DB
- 96— Tony Ramirez, OL
- Delano Washington, DB
- 97— Aaron Smith, DL
- Dirk Johnson, DB
- 98— Aaron Smith, DL
- Scott Zimmerman, LB
- 99— Cortie McGuffey, QB
- Jamie Heiner, LB
- 2000— Ryan Burkholder, OL
- 02— Anthony Dunn, DL
- Cabel Rohloff, LB
- 03— † Vincent Jackson, WR
- 04— † Vincent Jackson, WR
- † Reed Doughty, DB
- 05— † Reed Doughty, DB

NORTHERN ILL.* (2)

- 62— George Bork, B
- 63— George Bork, B

UNI (25)

- 52— Lou Bohnsack, C
- 60— George Asleson, G
- 61— Wendell Williams, G
- 64— Randy Schultz, FB
- 65— Randy Schultz, FB
- 67— Ray Pedersen, MG
- 75— Mike Timmermans, OT
- 85— Joe Fuller, DB
- 87— † Carl Boyd, RB
- 90— † Brian Mitchell, PK
- 91— † Brian Mitchell, PK
- 92— † Kenny Shedd, WR
- † William Freaney, LB
- 94— † Andre Allen, LB
- 95— † Dedric Ward, WR
- 96— † Dedric Ward, WR
- 99— † Brad Meester, C
- † Mike Furrey, WR
- 2000— † Eddie Berlin, WR
- † Ryan Helming, QB
- † Ryan Doak, DB
- 01— † MacKenzie Hoambrecker, PK
- † Adam Vogt, LB
- 02— † MacKenzie Hoambrecker, PK
- 05— † Tanner Varner, DB

NORTHERN MICH. (8)

- 75— Daniel Stencil, OL
- 76— Maurice Mitchell, FL
- 77— Joseph Stemo, DB
- 82— George Works, RB
- 87— Jerry Woods, DB
- 88— Jerry Woods, DB
- 99— Ty Hartung, P
- 2000— Mark Dugas, OL

NORTHERN ST. (1)

- 76— Larry Kolbo, DL

NORTHWEST MO. ST. (24)

- 39— Marion Rogers, G
- 84— Steve Hansley, WR
- 89— Jason Agee, DB

- 96— Matt Uhde, DL
- 97— Chris Greisen, QB
- 98— Twan Young, DB
- Aaron Crowe, LB
- Chris Greisen, QB
- Steve Coppinger, C
- Aaron Becker, DL
- 99— Tony Miles, AP
- David Purnell, PK
- Chad Thompson, OG
- 2000— Andy Erpelding, OT
- Tony Miles, AP/WR
- Aaron Becker, DL
- Brian Williams, LB
- Seth Wand, OL
- 01— Seth Wand, OL
- 02— Seth Wand, OL
- 03— Jamaica Rector, WR
- 04— Jamaica Rector, WR
- Luis Berlanga, PK
- Adam Long, LB
- 05— Dave Tollefson, DL

N'WESTERN (IOWA) (1)

- 71— Kevin Korvor, DE

NORTHWESTERN ST. (19)

- 66— Al Dodd, DB
- 80— † Warren Griffith, C
- † Joe Delaney, RB
- 81— † Gary Reasons, LB
- 82— † Gary Reasons, LB
- 83— † Gary Reasons, LB
- 84— † Arthur Berry, DT
- 87— † John Kulakowski, DE
- 91— † Andre Carron, LB
- 92— † Adrian Hardy, DB
- † Marcus Spears, OL
- 93— † Marcus Spears, OL
- 97— † Tony Maranto, DB
- 98— † Jermaine Jones, DB
- 99— † Mike Green, DB
- 2000— † Terrence McGee, PR
- 02— † Roy Locks, DL
- 04— † Jamall Johnson, LB
- 05— † Tory Collins, DL

NORTHWOOD (5)

- 73— Bill Chandler, DT
- 74— Bill Chandler, DT
- 98— Tyrone Nelson, OL
- 2004— Martell Foster, DB
- Chris Wilson, DL

NORWICH (3)

- 79— Milt Williams, RB
- 84— Beau Almodobar, WR
- 85— Mike Norman, OL

OBERLIN (2)

- 45— James Boswell, B
- 2003— Quammie Semper, DB

OCCIDENTAL (6)

- 76— Rick Fry, FL
- 77— Rick Fry, SE
- 82— Dan Osborn, P
- 83— Ron Scott, DB
- 89— David Hodges, LB
- 90— Peter Tucker, OL

OHIO* (2)

- 35— Art Lewis, T
- 60— Dick Grecni, C

OHIO NORTHERN (10)

- 95— LaVant King, WR
- 96— Jerry Adams, DB
- 98— Steve Vagedes, P
- 99— Jamal Robertson, RB
- Kory Allen, OL
- Jeremy Presar, DB
- Steve Vagedes, P/WR
- 2000— Jamal Robertson, RB
- 04— Jason Trusnik, DL
- 05— Wes Hostetler, KR

OHIO WESLEYAN (8)

- 34— John Turley, B
- 51— Dale Bruce, OE
- 71— Steve Dutton, DE
- 83— Eric DiMartino, LB
- 90— Jeff Court, OG
- Neil Ringers, DL

- 91— Kevin Rucker, DL
- 96— Craig Anderson, LB

OKLA. PANHANDLE (2)

- 82— Tom Rollison, DB
- 83— Tom Rollison, DB

OTTERBEIN (4)

- 82— Jim Hoyle, K
- 90— Ron Severance, WR
- 91— Ron Severance, WR
- 2001— Jeff Gibbs, TE

OUACHITA BAPTIST (2)

- 79— Ezekiel Vaughn, LB
- 2001— T.J. Bingham, DL

PACIFIC (4)

- 34— Cris Kjeldsen, G
- 47— Eddie LeBaron, B
- 48— Eddie LeBaron, B
- 49— Eddie LeBaron, B

PACIFIC LUTHERAN (12)

- 40— Marv Tommervik, B
- 41— Marv Tommervik, B
- 47— Dan D'Andrea, C
- 52— Ron Billings, DB
- 65— Marvin Peterson, C
- 78— John Zamberlin, LB
- 85— Mark Foege, PK
- Tim Shannon, DL
- 88— Jon Kral, DL
- 2000— Chad Johnson, QB
- 02— Kyle Brown, WR
- 03— Casey Carlson, LB

PENN (10)

- 86— † Marty Peterson, OL
- 88— † John Zinser, OL
- 90— † Joe Valerio, OL
- 93— † Miles Macik, WR
- 94— † Pat Goodwillie, LB
- 95— † Miles Macik, WR
- † Tom McGarrity, DL
- 96— † Mitch Marrow, DL
- 2001— † Jeff Hatch, OL
- 03— † Chris Clark, OL

PEPPERDINE (2)

- 47— Darwin Horn, B
- 55— Wixie Robinson, G

PERU ST. (4)

- 52— Robert Lade, OT
- 53— Robert Lade, T
- 81— Alvin Holder, RB
- 91— Tim Herman, DL

PIKEVILLE (1)

- 2005— Antwan Marsh, DB

PILLSBURY (1)

- 85— Calvin Addison, RB

PITTSBURG ST. (37)

- 61— Gary Snadon, B
- 70— Mike Potchard, OT
- 78— Brian Byers, OL
- 88— Jesse Wall, OL
- 89— John Roderique, LB
- 90— Ron West, WR
- 91— Ron West, WR
- 92— Ronald Moore, RB
- 93— Doug Bullard, OL
- 94— Andy Sweet, LB
- Chris Brown, DB
- 95— Phil Schepens, OT
- B.J. McGivern, LB
- Chris Brown, DB
- 96— Bob Goltra, OL
- 97— Sean McNamara, OL
- Brian Moorman, P
- 98— Ben Peterson, DE
- Brian Moorman, P
- 99— Andrew Poling, DB
- 2000— Wes Baker, LB
- 01— Matt Howard, OL
- Earl Henry, LB
- Aaron McConnell, DL
- 02— Daniel Chappell, PK
- Eric Johnson, C
- Aaron McConnell, DL
- 03— Tyrone Armstrong, OG
- Aaron McConnell, DL

- 04— Nathan Baker, OL
- Germaine Race, RB
- Chad Weeks, OL
- Ryan Meredith, DL
- Chad Miller, LB
- 05— Germaine Race, RB
- Brandon Twito, TE
- Chad Weeks, OL

PLYMOUTH ST. (8)

- 74— Robert Gibson, DB
- 82— Mark Barrows, LB
- 83— Joe Dudek, RB
- 84— Joe Dudek, RB
- 85— Joe Dudek, RB
- 91— Scott Allen, LB
- 94— Colby Compton, LB
- 95— Colby Compton, LB

POMONA-PITZER (1)

- 74— Larry Cenotto, QB

PORTLAND ST. (19)

- 76— June Jones, QB
- 77— Dave Stief, OE
- 79— † Stuart Gausson, SE
- † Kurt Ijanoff, OT
- 80— † Neil Lomax, QB
- 84— Doug Mikolas, DL
- 88— Bary Naone, TE
- Chris Crawford, QB
- 89— Darren Del'Andrae, QB
- 91— James Fuller, DB
- 92— John Charles, QB
- 93— Rick Cruz, LB
- 94— Sam Peoples, DB
- Jesus Moreno, OT
- 95— Steve Papin, RB
- 98— † Bobby Singh, OL
- 2000— † Charles Dunn, RB
- 01— † Terry Charles, WR
- 05— † Joe Rubin, RB

PRAIRIE VIEW (2)

- 64— Otis Taylor, OE
- 70— Bivian Lee, DB

PRESBYTERIAN (11)

- 45— Andy Kavounis, G
- 46— Hank Caver, B
- 52— Joe Kirven, OE
- 68— Dan Eckstein, DB
- 71— Robert Norris, LB
- 78— Roy Walker, OL
- 79— Roy Walker, OL
- 83— Jimmie Turner, LB
- 2001— Todd Cunningham, QB
- D.J. Humphries, WR
- 05— Marcus Brisbone, OL

PRINCETON (6)

- 87— † Dean Cain, DB
- 89— † Judd Garrett, RB
- 92— † Keith Elias, RB
- 93— † Keith Elias, RB
- 2001— † Taylor Northrop, PK
- 05— † Jay McCareins, DB

PRINCIPIA (1)

- 93— Matt Newton, WR

PUGET SOUND (9)

- 56— Robert Mitchell, G
- 63— Ralph Bauman, G
- 66— Joseph Peyton, OE
- 75— Bill Linnenkohl, LB
- 76— Dan Kuehl, DL
- 81— Bob Jackson, MG
- 82— Mike Bos, WR
- 83— Larry Smith, DB
- 87— Mike Oliphant, RB

RANDOLPH-MACON (9)

- 47— Albert Oley, G
- 57— Dave Young, G
- 79— Rick Eades, DL
- 80— Rick Eades, DL
- 84— Cody Dearing, QB
- 88— Aaron Boston, OL
- 96— Tim Armoska, LB
- 98— Chuck Davis, DL
- 99— Sean Eaton, WR

REDLANDS (5)

77— Randy Van Horn, OL
 92— James Shields, DL
 2002— Sean Lipscomb, P
 Jeff Thomas, DB
 03— Wil Goff, DL

RENSELAEER (5)

96— Scott Cafarelli, OL
 98— Krishnaun Gilmore, RB
 99— Chris Swartz, DB
 2004— Jon Branche, TE
 05— Jon Branche, TE

RHODE ISLAND (9)

55— Charles Gibbons, T
 82— †Richard Pelzer, OL
 83— †Tony DeLuca, DL
 84— †Brian Forster, TE
 85— †Brian Forster, TE
 †Tom Ehrhardt, QB
 90— †Kevin Smith, DB
 92— †Darren Rizzi, TE
 96— †Frank Ferrara, DL

RHODES (5)

36— Henry Hammond, E
 38— Gaylon Smith, B
 76— Conrad Bradburn, DB
 85— Jim Hever, PK
 88— Larry Hayes, OL

RICHMOND (6)

84— †Eddie Martin, OL
 97— †Shawn Barber, LB
 †Marc Megna, DL
 98— †Marc Megna, DT
 †Eric King, OL
 2000— †Eric Beatty, OL

RIPON (7)

57— Peter Kasson, E
 75— Dick Rehbein, C
 76— Dick Rehbein, OL
 79— Art Peters, TE
 82— Bob Wallner, OL
 95— Jim Wallace, DB
 2000— Nate Kok, DB

ROANOKE (1)

38— Kenneth Moore, E

ROBERT MORRIS (1)

2004— †James Noel, LB

ROCHESTER (7)

51— Jack Wilson, DE
 52— Donald Bardell, DG
 67— Dave Ragusa, LB
 75— Ralph Gebhardt, DB
 90— Craig Chodak, P
 92— Brian Laudadio, DL
 93— Geoff Long, DL

ROCKHURST (1)

41— Joe Kiernan, T

ROCKY MOUNTAIN (1)

2001— Travis Salter, DB

ROLLINS (1)

40— Charles Lingerfelt, E

ROSE-HULMAN (2)

77— Gary Ellis, DB
 92— Todd Holthaus, PK

ROWAN (14)

78— Dino Hall, RB
 93— Bill Fisher, DL
 95— LeRoi Jones, LB
 97— Terrick Grace, DB
 98— Jarryn Avery, OL
 99— John Gavlick, LB
 Jarryn Avery, OL
 Cornelius White, DL
 2000— Ron Gibson, DB
 01— Tony Racioppi, QB
 Rob Rieck, OL
 02— Gerrit Tosh, DL
 04— Scott Blum, OL
 05— Brian Bond, DL

SACRAMENTO ST. (9)

64— William Fuller, OT
 91— Troy Mills, RB
 Jim Crouch, PK
 92— Jon Kirksey, DL

98— †Charles Roberts, RB
 99— †Charles Roberts, RB
 †Jon Osterhout, OL
 2000— †Charles Roberts, RB
 04— †Fred Amey, RS

SAGINAW VALLEY (10)

81— Eugene Marve, LB
 84— Joe Rice, DL
 90— David Cook, DB
 92— Bill Schafer, TE
 97— Paul Spicer, DL
 Kent Kraatz, OT
 Lamar King, DL
 2000— Brian Dolph, WR
 04— Todd Herremans, OL
 05— John DiGiorgio, LB

ST. AMBROSE (5)

40— Nick Kerasiotis, G
 51— Robert Flanagan, B
 58— Robert Webb, B
 87— Jerry Klosterman, DL
 97— Craig Shepherd, OL

ST. BONAVENTURE (2)

46— Phil Colella, B
 48— Frank LoVuola, E

ST. CLOUD ST. (8)

85— Mike Lambrecht, DL
 95— Randy Martin, RB
 96— Randy Martin, RB
 97— Mike McKinney, WR
 2002— Matt Huebner, TE
 Ben Nelson, WR
 03— Keith Heckendorf, QB
 05— Charlie Cosgrove, DL

ST. JOHN FISHER (4)

2003— Brad Keem, DL
 04— Mark Robinson, RB
 Will Bean, PK
 Mike Fox, LB

ST. JOHN'S (MINN.) (21)

65— Pat Whalin, DB
 79— Ernie England, MG
 82— Rick Bell, RB
 83— Chris Biggins, TE
 91— Pat Mayew, QB
 93— Burt Chamberlin, OL
 Jim Wagner, DL
 Jim Wagner, DL
 Chris Palmer, WR
 96— Jesse Redepenning, OL
 98— Brandon Novak, LB
 99— Brandon Novak, LB
 Phil Barry, P
 2000— Nathan Kirschner, TE
 Chris Salvato, OL
 02— Blake Elliott, AP/WR
 Jeremy Hood, DL
 Cam McCambridge, LB
 Blake Elliott, WR
 Jeremy Hood, DE
 05— Damien Dumonceaux, DL

ST. JOHN'S (N.Y.) (1)

83— Todd Jamison, QB

ST. LAWRENCE (2)

51— Ken Spencer, LB
 77— Mitch Brown, DB

ST. MARY (KAN.) (1)

86— Joe Brinson, RB

ST. MARY'S (CAL.) (7)

79— Fran McDermott, DB
 80— Fran McDermott, DB
 88— Jon Bruff, TE
 92— Mike Estrella, PK
 2001— †Travis White, DL
 02— †Nathan Frowsing, OL
 †Weston Borba, DB

ST. MARY'S (TEX.) (1)

36— Douglas Locke, B

ST. NORBERT (7)

57— Norm Jarock, B
 64— Dave Jauquet, DE
 2000— Jerimiah Janssen, DL
 01— Jerimiah Janssen, LB
 02— Kevin O'Malley, OL
 03— Joe Masciopinto, DB
 Seth Schussler, TE

ST. OLAF (3)

53— John Gustafson, E
 78— John Nahorniak, LB
 80— Jon Anderson, DL

ST. THOMAS (MINN.) (12)

45— Theodore Molitor, E
 48— Jack Salscheider, B
 84— Neal Guggemos, DB
 85— Neal Guggemos, DB
 90— Gary Trettel, RB
 91— Kevin DeVore, OL
 94— Ryan Davis, TE
 95— Ryan Davis, TE
 96— Ryan Collins, TE
 97— Ryan Collins, TE
 2002— Sean O'Leary, DL
 05— Andrew Ubbelhode, B

SALISBURY (8)

82— Mark Lagowski, LB
 84— Joe Mammano, OL
 85— Robb Disbennett, QB
 86— Tom Kress, DL
 95— Mark Hannah, LB
 2002— Beau Ridgway, OL
 04— Brad DeHaven, LB
 05— Brett Wehnert, OL

SAM HOUSTON ST. (8)

49— Charles Williams, E
 52— Don Gottlob, B
 91— †Michael Bankston, DL
 2001— †Jonathon Cooper, WR
 †Keith Heinrich, TE
 †Keith Davis, DB
 04— †Lance Garner, PK
 05— †Corey Roberts, TE

SAMFORD (6)

36— Norman Cooper, C
 94— †Anthony Jordan, AP
 2002— †Cortland Finnegan, RS
 03— †Efre Hill, WR
 04— †Efre Hill, WR
 05— †Cortland Finnegan, DB

SAN DIEGO (4)

73— Bob Dulich, QB
 81— Dan Herbert, DB
 92— Robert Ray, P
 2003— †Eric Rasmussen, QB

SAN DIEGO ST.* (6)

35— John Butler, G
 66— Don Horn, QB
 67— Steve Duich, OT
 Haven Moses, OE
 68— Fred Dryer, DE
 Lloyd Edwards, B

SAN FRANCISCO (1)

42— John Sanchez, T

SAN FRAN. ST. (7)

51— Robert Williamson, OT
 60— Charles Fuller, B
 67— Joe Koontz, OE
 76— Forest Hancock, LB
 78— Frank Duncan, DB
 82— Poncho James, RB
 84— Jim Jones, TE

SAN JOSE ST.* (2)

38— Lloyd Thomas, E
 39— LeRoy Zimmerman, B

SANTA CLARA (8)

64— Lou Pastorini, LB
 71— Ronald Sani, C
 79— Jim Leonard, C
 80— Brian Sullivan, K
 82— Gary Hoffman, OT
 83— Alex Vlahos, C
 Mike Rosselli, LB
 Brent Jones, TE

SAVANNAH ST. (3)

79— Timothy Walker, DL
 89— Shannon Sharpe, TE
 96— Britt Henderson, DB

SEWANEE (9)

63— Martin Agnew, B
 73— Mike Lumpkin, DE
 77— Nino Austin, DB
 79— John Hill, DB
 80— Mallory Nimocs, TE

81— Greg Worsowicz, DB
 86— Mark Kent, WR
 90— Ray McGowan, DL
 99— Antonio Crook, OL

SHAW (1)

2004— Chris Peavy, LB

SHENANDOAH (1)

2002— Gregg Anderson, DB

SHEPHERD (6)

98— James Rooths, KR
 99— Damian Beane, RB
 James Rooths, KR
 2000— James Rooths, DB
 Dalevon Smith, RB
 Dan Peters, DB

SHIPPENSBURG (8)

53— Robert Adams, G
 91— Jeff Fickes, DB
 94— Doug Seidenstricker, DB
 99— Jamie Ware, WR
 2001— Chad Oberholzer, DL
 04— John Kuhn, RB
 Brent Grimes, DB
 Brent Grimes, DB

SIENA (2)

95— †Reggie Greene, AP
 97— †Reggie Greene, RB

SIMON FRASER (1)

90— Nick Mazzoli, WR

SIMPSON (9)

89— Ricky Gales, RB
 96— Brent Parrott, DB
 Chris Whiney, OT
 97— Jeremy Whalen, DL
 98— Guy Leman, RB
 Clint Head, OL
 2003— Mike Donnerwerth, P
 Kyle Westphal, DB
 04— Jason Ripke, DL

SLIPPERY ROCK (8)

74— Ed O'Reilly, RB
 75— Jerry Skocik, TE
 76— Chris Thull, LB
 77— Bob Schrantz, TE
 78— Bob Schrantz, TE
 85— Jeff Williams, P
 97— Dave Sabolcik, OL
 98— Matt Kinsinger, DL

SONOMA ST. (3)

86— Mike Henry, LB
 92— Larry Allen, OL
 93— Larry Allen, OL

SOUTH CAROLINA ST. (25)

67— Tyrone Caldwell, DE
 71— James Evans, LB
 72— Barney Chavous, DE
 73— Donnie Shell, DB
 75— Harry Carson, DE
 76— Robert Sims, DL
 77— Ricky Anderson, RB
 79— †Phillip Murphy, DL
 80— †Edwin Bailey, OL
 81— †Anthony Reed, FB
 †Dwayne Jackson, DL
 82— †Dwayne Jackson, DE
 †Anthony Reed, RB
 †Ralph Green, OT
 †John Courtney, DT
 83— †Ralph Green, OT
 89— †Eric Douglas, OL
 91— †Robert Porcher, DL
 93— †Anthony Cook, DE
 94— †Anthony Cook, DL
 96— †Raleigh Roundtree, OL
 97— †Chartric Darby, DL
 98— †Jermaine Derricott, DB
 2001— †Derek Harrison, LB
 05— †Rondreikas Darby, KR

SOUTH DAKOTA (16)

68— John Kohler, OT
 69— John Kohler, OT
 71— Gene Macken, OG
 72— Gary Kipling, OG
 78— Bill Moats, DB
 79— Benjamin Long, LB

- 83— Kurt Seibel, K
- 86— Jerry Glinsky, C
Todd Salat, DB
- 88— Doug VanderEsch, LB
- 97— Brent Petersen, DL
- 2000— Russel Burwell, DB
- 04— Brian Alderson, OL
- 05— Brian Alderson, OL
Wes Beschoner, QB
A.J. Schable, DL
- SOUTH DAKOTA ST. (17)**
- 67— Darwin Gonnerman, HB
- 68— Darwin Gonnerman, FB
- 74— Lynn Boden, OT
- 77— Bill Matthews, DE
- 79— Charles Loewen, OL
- 84— Rick Wegher, RB
- 85— Jeff Tiefenthaler, WR
- 86— Jeff Tiefenthaler, WR
- 91— Kevin Tetzlaff, OL
- 92— Doug Miller, LB
- 93— Adam Timmerman, DL
- 94— Jake Hines, TE
Adam Vinatieri, P
Adam Timmerman, OL
- 96— Tom O'Brien, P
- 99— Josh Ranek, RB
- 2001— Josh Ranek, RB
- SOUTH DAKOTA TECH (1)**
- 73— Charles Waite, DB
- SOUTH FLA.* (1)**
- 98— † Bill Gramatica, PK
- SOUTHEAST MO. ST. (7)**
- 37— Wayne Goddard, T
- 94— † Doug Berg, DL
- 95— † Frank Russell, DB
- 97— † Angel Rubio, DL
- 2002— † Willie Ponder, WR
- 03— † Eugene Amano, OL
- 05— † David Simonhoff, P
- SOUTHEASTERN LA. (3)**
- 70— Ronnie Hornsby, LB
- 83— † Bret Wright, P
- 85— † Willie Shepherd, DL
- SOUTHEASTERN OKLA. (3)**
- 2004— Drew Beard, QB
Kevin Burton, C
Reggie Johnson, DL
- SOUTHERN U. (9)**
- 70— Isiah Robertson, LB
- 72— James Wright, OG
- 73— Godwin Turk, LB
- 79— † Ken Times, DL
- 87— † Gerald Perry, OT
- 93— † Sean Wallace, DB
- 95— † Kendell Shello, DL
- 2000— † Michael Hayes, WR
- 03— † Lenny Williams, DB
- SOUTHERN ARK. (7)**
- 84— Greg Stuman, LB
- 85— Greg Stuman, LB
- 97— Fred Perry, LB
- 98— Jason Williams, PK
- 2001— Eddie Key, LB
- 02— Nik Lewis, WR
- 03— Nik Lewis, AP
- SOUTHERN CONN. ST. (11)**
- 82— Mike Marshall, DB
- 83— Kevin Gray, OL
- 84— William Sixsmith, LB
- 86— Rick Atkinson, DB
- 91— Ron Leconte, OL
- 92— Steve Lawrence, LB
- 94— Anthony Idone, OL
- 95— † Joe Andruzzi, DL
- 96— Joe Andruzzi, OL
- 2000— Damon Richardson, DB
- 02— Jacques Cesaire, DL
- SOUTHERN ILL. (10)**
- 70— Lionel Antoine, OE
- 71— Lionel Antoine, OE
- 83— † Donnell Daniel, DB
† Terry Taylor, DB
- 96— † Mark Gagliano, P
- 99— † Cornell Craig, WR
- 2002— † Mo Abdulqaadir, RB
- 03— † Alexis Moreland, DB

- 04— † Elmer McDaniel, OL
- 05— † Arkee Whitlock, RB
- SOUTHERN MISS.* (4)**
- 53— Hugh Pepper, B
- 56— Don Owens, T
- 58— Robert Yenko, E
- 59— Hugh McInnis, E
- SOUTHERN ORE. ST. (3)**
- 75— Dennis Webber, LB
- 99— Griff Yates, RB
- 2003— Dusty McGrorty, RB
- SOUTHERN UTAH (10)**
- 79— Lane Martino, DL
- 87— Jeff McComb, P
- 89— Randy Bostic, C
- 90— Randy Bostic, C
- 95— † Micah Deckert, TE
- 97— † Jimmy Brimmer, LB
- 99— † John Uriarte, OL
† Josh Roberts, DB
- 2000— † Matt Cannon, QB
† Randy Clark, OL
- SOUTHWEST MINN. ST. (2)**
- 87— James Ashley, WR
- 91— Wayne Hawkins, DE
- SOUTHWESTERN (KAN.) (2)**
- 82— Tom Audley, DL
- 84— Jackie Jensen, RB
- SOUTHWESTERN OKLA. (2)**
- 77— Louis Blanton, DB
- 82— Richard Lockman, LB
- SPRINGFIELD (18)**
- 68— Dick Dobbert, C
- 70— John Curtis, OE
- 76— Roy Samuelsen, MG
- 78— Jack Quinn, DB
- 79— Jack Quinn, DB
- 80— Steve Foster, OT
- 81— Jon Richardson, LB
- 83— Wally Case, DT
Ed Meachum, TE
Jim Anderson, LB
- 85— Fran Papasadero, DL
- 91— Matt Way, OL
- 94— Matt Way, OL
- 96— Jamie McGourty, DL
- 98— John Cena, OL
- 2000— Matt Sallilia, OG
- 02— Greg Switaj, PK
- 03— Brian Dewey, OG
- 04— Brian Dewey, OL
- STEPHEN F. AUSTIN (17)**
- 51— James Terry, DE
- 79— Ronald Haynes, DL
- 85— James Noble, WR
- 86— † Darrell Harkless, DB
- 88— † Eric Lokey, LB
- 89— † David Whitmore, DB
- 93— † Cedric Walker, DB
- 95— † Joey Wylie, OL
† Lee Kirk, OL
† Damiyon Bell, DB
- 96— † Jeremiah Trotter, LB
- 97— † Mikhael Ricks, WR
† Jeremiah Trotter, LB
- 98— † Chad Stanley, P
- 99— † Ka Ron Coleman, PR
- 2003— † Brent Hafford, DB
- 05— † Keldrick Holman, DB
- STILLMAN (1)**
- 2002— James Patrick, DB
- STONY BROOK (2)**
- 87— Chuck Downey, DB
- 88— David Lewis, P
- SUL ROSS ST. (2)**
- 65— Tom Nelson, DE
- 88— Francis Jones, DB
- SUSQUEHANNA (6)**
- 51— James Hazlett, C
- 90— Keith Henry, DL
- 92— Andy Watkins, LB
- 96— Jeremy Ziesloft, DB
- 99— Antonio Nash, DB
- 2003— Mark Bartosic, WR
- SWARTHMORE (1)**
- 89— Marshall Happer, OL
- TAMPA (5)**
- 65— John Perry, DB

- 68— Ron Brown, MG
- 70— Leon McQuay, RB
- 71— Ron Mikolajczyk, OT
Sammy Gellerstedt, MG
- TENN.-MARTIN (3)**
- 68— Julian Nunnamaker, OG
- 88— Emanuel McNeil, DL
- 91— Oscar Bunch, TE
- TENNESSEE ST. (23)**
- 67— Claude Humphrey, DT
- 68— Jim Marsalis, DB
- 69— Joe Jones, DE
- 70— Vernon Holland, OT
- 71— Cliff Brooks, DB
Joe Gilliam, QB
Robert Woods, OT
Waymond Bryant, LB
- 72— Waymond Bryant, LB
- 73— Ed Jones, DE
- 74— Cleveland Elam, DE
- 81— † Mike Jones, WR
† Malcolm Taylor, DT
† Walter Tate, OL
- 82— † Onzy Elam, LB
- 86— † Colin Godfrey, P
- 90— † Brent Alexander, DB
- 93— † Tyrone Butterfield, WR
- 98— † Lamar Carter, DL
- 99— † Avion Black, RS
† Michael Thompson, OL
- 2003— † Charles Anthony, RB
- 04— † Charles Anthony, RB
- TENNESSEE TECH (15)**
- 52— Tom Fann, OT
- 59— Tom Hackler, E
- 60— Tom Hackler, E
- 61— David Baxter, T
- 69— Larry Schreiber, HB
- 71— Jim Youngblood, LB
- 72— Jim Youngblood, LB
- 74— Elois Grooms, DE
- 76— Ed Burns, OT
- 89— † Ryan Weeks, PK
- 96— † Robert Taylor, DB
- 2001— † Joey Bishop, OL
† D.J. Bleisath, DL
- 04— † Frank Omiyale, OL
† Brandon Shelby, DB
- TENN. WESLEYAN (1)**
- 92— Derrick Scott, PK
- TEXAS-ARLINGTON (5)**
- 66— Ken Ozee, DT
- 67— Robert Diem, OG
Robert Willbanks, S
- 83— † Mark Cannon, C
- 84— † Bruce Collie, OL
- TEX. A&M-COMMERCE (22)**
- 38— Darrell Tully, B
- 53— Bruno Ashley, G
- 58— Sam McCord, B
- 59— Sam McCord, B
- 68— Chad Brown, OT
- 70— William Lewis, C
- 72— Curtis Wester, OG
- 73— Autry Beamon, DB
- 84— Alan Veingrad, OG
- 88— Kim Morton, DL
- 90— Terry Bagsby, DL
- 91— Eric Turner, DB
Dwayne Phorne, OL
- 92— Eric Turner, DB
Pat Williams, DB
- 93— Fred Woods, LB
Billy Watkins, PK
- 95— Kevin Mathis, DB
- 96— Kevin Mathis, DB
- 99— Antonio Wilson, LB
- 2003— Chris Miller, P
J.D. Hearn, LB
- TEX. A&M-KINGSVILLE (61)**
- 40— Stuart Clarkson, C
- 41— Stuart Clarkson, C
- 59— Gerald Lambert, G
- 60— William Crafts, T
- 62— Douglas Harvey, C
- 63— Sid Blanks, B
- 65— Randy Johnson, QB
- 66— Dwayne Nix, OE
- 67— Dwayne Nix, OE

- 68— Dwayne Nix, OE
- Ray Hickl, OG
- 70— Dwight Harrison, DB
Margarito Guerrero, MG
- 71— Eldridge Small, OE
Levi Johnson, DB
Ernest Price, DE
- 72— Don Hardeman, RB
- 74— David Hill, TE
- 75— Richard Ritchie, QB
- 76— Larry Grunewald, LB
- 77— Larry Collins, RB
John Barefield, DE
- 78— Billy John, OT
- 79— Andy Hawkins, LB
- 80— Don Washington, CB
- 81— Durwood Roquemore, DB
- 82— Darrell Green, DB
- 83— Loyd Lewis, OG
- 84— Neal Lattue, PK
- 85— Charles Smith, C
- 86— Johnny Bailey, RB
Moses Horn, OG
Johnny Bailey, RB
Moses Horn, OG
- 87— Rod Mounts, OL
Johnny Bailey, RB
John Randle, DL
Johnny Bailey, RB
- 89— Keithen DeGrate, OL
- 90— Brian Nielsen, OL
- 91— Earl Dotson, OL
- 92— Anthony Phillips, DB
- 93— Moke Simon, DL
Jeff Rodgers, OG
Kevin Dogins, C
- 94— Jermane Mayberry, OT
Jaime Martinez, OG
Kevin Dogins, C
Todd Perkins, OT
- 95— Chris Hensley, LB
Cedric Johnson, DB
Cliff Clemons, OL
- 96— Robert Garza, C
- 97— Robert Garza, C
- 2000— Robert Garza, C
- 01— Kiah Johnson, LB
- 02— Mike Clay, DL
Nicholas Davis, DB
Kevin Palmer, DB
Eddie Moten, DB
- 03— Deandrae Fillmore, LB
- 04— Deandrae Fillmore, LB
- 05— Deandrae Fillmore, LB
- TEXAS LUTHERAN (4)**
- 73— David Wehmeyer, RB
- 74— D.W. Rutledge, LB
- 75— Jerry Ellis, OL
- 2004— Holt Storrle, PK
- TEXAS SOUTHERN (3)**
- 70— Nathaniel Allen, DB
- 76— Freddie Dean, OL
- 92— † Michael Strahan, DL
- TEXAS ST. (16)**
- 53— Pence Dacus, B
- 63— Jerry Cole, E
- 64— Jerry Cole, DB
- 72— Bob Daigle, C
- 75— Bobby Kotzur, DT
- 82— Tim Staskus, LB
- 83— Tim Staskus, LB
- 84— † Scott Forester, C
- 90— † Reggie Rivers, RB
- 91— † Ervin Thomas, C
- 94— † Don Wilkerson, RB
- 97— † Claude Mathis, RB
- 2000— † C.J. Carroll, DB
- 01— † Clenton Ballard, DL
- 04— † Cory Eloff, P
- 05— † Fred Evans, DL
- TEXAS TECH* (2)**
- 35— Herschel Ramsey, E
- 45— Walter Schlinkman, B
- THIEL (2)**
- 2001— Kennard Davis, DB
- 05— Dave Hendricks, OL
- THOMAS MORE (5)**
- 93— Mike Flesch, OL
- 96— Brent Moses, OL

97— Chris Wells, LB
 98— Chris Wells, LB
 2000— Will Castleberry, RB

TIFFIN (2)

93— Brian Diliberto, RB
 2003— Nate Washington, WR

TOLEDO* (1)

38— Dan Buckwick, G

TOWSON (13)

75— Dan Dullea, QB
 76— Skip Chase, OE
 77— Randy Bielski, DB
 78— Ken Snoots, SE
 82— Sean Landeta, P
 83— Gary Rubeling, DB
 84— Terry Brooks, OG
 85— Stan Eisenthooth, OL
 86— David Haden, LB
 93— † Tony Vinson, RB
 94— † Mark Orlando, WR
 99— † Jamal White, WR
 2000— † Andrew Hollingsworth, DL

TRINITY (CONN.) (10)

35— Mickey Kobrosky, B
 36— Mickey Kobrosky, B
 55— Charles Sticka, B
 59— Roger LeClerc, C
 70— David Kiarsis, HB
 78— Pat McNamara, FL
 93— Eric Mudry, DB
 94— Greg Schramm, DB
 2003— Jared Carillo, OL
 05— Michael Blair, DL

TRINITY (TEX.) (19)

54— Alvin Beal, B
 55— Hubert Cook, C
 56— Milton Robichaux, E
 67— Marvin Upshaw, DT
 94— James Vallerie, LB
 96— John Beckwith, LB
 97— Paul Morris, PK
 Danny Palmer, G
 98— David Coney, DL
 99— David Coney, OL
 Ryan Deck, LB
 Mike Burton, QB
 2000— John Paul Visosky, LB
 01— Bill Smith, OL
 02— Roy Hampton, QB
 Gary Ihfe, C
 Jerheme Urban, WR
 Jason Leshikar, LB
 03— Jarrod Smith, DL

TROY* (23)

39— Sherrill Busby, E
 73— Mark King, C
 74— Mark King, C
 76— Perry Griggs, OE
 78— Tim Tucker, LB
 80— Willie Tullis, QB
 84— Mitch Geier, OG
 86— Freddie Thomas, DB
 87— Mike Turk, QB
 Freddie Thomas, DB
 94— † Bob Hall, OL
 95— † Bob Hall, OL
 96— † Pratt Lyons, DL
 † Kerry Jenkins, OL
 97— † Clifford Ivory, DB
 † Andy Swafford, KR
 98— † Marcus Spriggs, DL
 † Cleve Roberts, OL
 † Al Lucas, DT
 99— † Al Lucas, DT
 † Michael Moore, OT
 † Anthony Rabb, LB
 2000— † Lawrence Tynes, PK

TRUMAN (5)

60— Dale Mills, B
 65— Richard Rhodes, OT
 85— Chris Hegg, QB
 93— Mike Roos, DL
 96— Jarrett Anderson, RB

TUFTS (6)

34— William Grinnell, E
 76— Tim Whelan, RB
 78— Mark Buben, DL

79— Chris Connors, QB
 80— Mike Brown, OL
 86— Bob Patz, DL

TULSA* (1)

34— Rudy Prochaska, C

TUSCULUM (5)

94— Matt Schults, OL
 95— Eric Claridy, RB
 2002— Donald Amaker, RS
 03— Alan Dunn, OT
 Ricardo Colclough, DB/RS

TUSKEGEE (3)

98— Che' Bryant, DB
 99— Andre Dudley, DL
 2002— Drayton Florence, DB

UNION (N.Y.) (13)

39— Sam Hammerstrom, B
 82— Steve Bodmer, DL
 83— Tim Howell, LB
 84— Brian Cox, DE
 85— Anthony Valente, DL
 86— Rich Romer, DL
 87— Rich Romer, DL
 91— Greg Harrison, PK
 93— Marco Lainez, LB
 96— Roger Egbert, PK
 2001— Joshua Stinehour, DL
 03— Cliff Eisenhut, PK
 05— Tom Arcidiacono, RB

UNION (TENN.) (2)

41— James Jones, B
 42— James Jones, B

UPSALA (1)

64— Dick Giessuebel, LB

URSINUS (3)

96— Peter Hinckle, DB
 2000— Eric Cowie, DB
 01— Shearrod Duncan, RB

VALDOSTA ST. (16)

82— Mark Catano, OL
 86— Jessie Tuggle, LB
 89— Randy Fisher, WR
 90— Deon Searcy, DB
 93— Chris Hatcher, QB
 94— Chris Hatcher, QB
 96— Lance Funderburk, QB
 97— Richard Freeman, DL/DE
 2000— Dusty Bonner, QB
 C.J. Lofton, TE

01— Dusty Bonner, QB

Tully Payne, C
 C.J. Lofton, TE

04— Torrey Howard, OL
 Will Rhody, PK

05— Tim Thompson, DL

VALPARAISO (6)

51— Joe Pahr, B
 71— Gary Puetz, OT
 72— Gary Puetz, OT
 76— John Belskis, DB
 85— Mike Healey, WR
 99— † Eric Kenesie, DB

VILLANOVA (13)

88— † Paul Berardelli, OL
 89— † Bryan Russo, OL
 91— † Curtis Eller, LB
 92— † Curtis Eller, LB
 94— † Tyrone Frazier, LB
 96— † Brian Finneran, WR
 97— † Brian Finneran, WR
 † Chris Boden, QB
 98— † Brian Westbrook, AP/WR
 2000— † Brian Westbrook, AP/RS
 01— † Eamonn Allen, OL
 † Brian Westbrook, RB/AP
 05— † Brian Hulea, LB

VMI (4)

88— † Mark Stock, WR
 95— † Thomas Haskins, RB
 96— † Thomas Haskins, RB
 2000— † Richard Holland, KR

VIRGINIA ST. (6)

71— Larry Brooks, DT
 84— John Greene, LB
 85— James Ward, DL

98— Damon Thompson, AP
 99— Damon Thompson, WR
 2005— P.J. Berry, KR

VIRGINIA UNION (15)

73— Herb Scott, OG
 74— Herb Scott, OG
 75— Anthony Leonard, DB
 77— Frank Dark, DB
 79— Plummer Bullock, DE
 80— William Dillon, DB
 81— William Dillon, DB
 82— William Dillon, DB
 83— Larry Curtis, DT
 88— Leroy Gause, LB
 91— Paul DeBerry, DB
 Kevin Williams, LB
 99— Ronald Hardge, DB
 2001— Ralph Hunter, DB
 03— Reymond Murphy, RS

WABASH (8)

76— Jimmy Parker, DB
 77— David Harvey, QB
 81— Pete Metzelaars, TE
 88— Tim Pliske, PK
 89— Mike Funk, WR
 2002— Ryan Short, TE
 Nate Boulais, LB
 Blair Hammer, DT

WAGNER (10)

67— John Gloistein, OT
 80— Phil Theis, OL
 81— Alonzo Patterson, RB
 82— Alonzo Patterson, RB
 83— Selwyn Davis, OT
 86— Charles Stinson, DL
 87— Rich Negrin, OT
 88— Terry Underwood, RB
 91— Walter Lopez, PK
 99— † Rick Sarille, AP

WARTBURG (7)

94— Jamey Parker, OL
 Vince Penningroth, DL
 95— Vince Penningroth, DL
 2001— Joel Demro, OL
 03— Cody Kelley, DB/WR
 Vince King, DL
 04— Brian McIntire, DB

WASHBURN (3)

64— Robert Hardy, DB
 88— Troy Slusser, WR
 2005— Fletcher Terrell, DB

WASHINGTON-ST. LOUIS (8)

72— Shelby Jordan, LB
 73— Stu Watkins, OE
 74— Marion Stallings, DB
 88— Paul Matthews, TE
 94— Matt Gomric, LB
 95— Chris Nalley, DB
 96— Chris Nalley, DB
 99— Tim Runnalls, DL

WASH. & JEFF. (18)

84— Ed Kusko, OL
 87— A.J. Pagano, RB
 91— Chris Babirad, RB
 Gilbert Floyd, DB
 92— Chris Babirad, RB
 Todd Pivnick, OL
 Kevin Pintar, OL
 93— Jason Moore, OL
 Shawn Prendergast, LB
 94— Matt Szczypinski, DL
 Mike Jones, OL
 Mike Brooder, DL
 Mike Jones, OL
 96— Dan Primrose, DL
 2002— Roger Snyder, RS
 03— Frank Pilato, DB
 04— Frank Pilato, DB
 05— Aaron Krepps, WR

WASH. & LEE (6)

76— Tony Perry, OE
 81— Mike Pressler, DL
 83— Glenn Kirschner, OL
 86— John Packett, OL
 95— Robert Hall, DL
 2005— Stuart Sitterson, KR

WAYNE ST. (NEB.) (3)

84— Herve Roussel, PK
 85— Ruben Mendoza, OL
 95— Brad Ottis, DL

WAYNESBURG (1)

41— Nick George, G

WEBER ST. (22)

66— Ronald McCall, DE
 Lee White, FB
 Jim Schmedding, OG
 69— Carter Campbell, DE
 70— Henry Reed, DE
 71— David Taylor, OT
 77— Dennis Duncanson, DB
 78— Dennis Duncanson, DB
 Randy Jordan, WR
 80— † Mike Humiston, LB
 89— † Peter Macon, WR
 91— † Jamie Martin, QB
 † Alfred Pupunu, WR
 93— † Pat McNarney, TE
 95— † Pokey Eckford, WR
 96— † Scott Shields, DB
 97— † Cameron Quayle, TE
 † Scott Shields, DB/AP
 98— † Scott Shields, DB
 2000— † Ryan Prince, TE
 04— † Brady Fosmark, DL
 05— † Paul McQuistan, OL

WESLEY (9)

91— Fran Naselli, KR
 95— Brandon Steinheim, RB
 96— Brandon Steinheim, RB
 Demetrius Stevenson, DL
 97— Nate Casella, LB
 99— Sean McCullin, OL
 2001— Jason Visconti, QB
 04— Rocky Myers, DB
 05— Mario Harris, DB

WESLEYAN (CONN.) (7)

46— Bert VanderClute, G
 48— Jack Geary, T
 72— Robert Heller, C
 Robert Heller, C
 76— John McVicar, DL
 77— John McVicar, DL
 99— Matt Perceval, WR

WEST ALA. (5)

82— Charles Martin, DT
 84— Andrew Fields, WR
 87— Ronnie Glanton, DL
 93— Matt Carman, WR
 97— John Sedely, PK

WEST CHESTER (11)

52— Charles Weber, DG
 58— Richard Emerich, T
 61— Joe Iacone, B
 62— Joe Iacone, B
 72— Tim Pierantozzi, QB
 76— William Blystone, RB
 87— Ralph Tamm, OL
 88— Bill Hess, WR
 92— Lee Woodall, DL
 98— Kevin Ingram, WR
 99— Kevin Ingram, WR

WEST GA. (8)

96— Byron Slack, TE
 97— Corey Jarrells, DB
 Chris Williams, OT
 98— Chris Williams, OL
 2000— Abed Taha, OL
 01— Nate Coggins, DB
 02— Marquis Floyd, DB
 05— Kelvin Morris, LB

WEST LIBERTY ST. (1)

97— Greg Dailer, WR

WEST TEX. A&M (6)

86— Stan Carraway, WR
 90— Mark Bounds, P
 94— Brad Bailey, WR
 Brian Hurley, OL
 95— Jon Mason, P
 2005— Pat McCoy, OL

WEST VIRGINIA* (1)

34— Tod Goodwin, E

WEST VA. TECH (3)

- 82— Elliott Washington, DB
86— Calvin Wallace, DL
89— Phil Hudson, WR

WEST VA. WESLEYAN (2)

- 36— George Mike, T
82— Jerry Free, T

WESTERN CARO. (15)

- 49— Arthur Byrd, G
71— Steve Williams, DT
73— Mark Ferguson, OT
74— Jerry Gaines, SE
Steve Yates, LB
84— † Louis Cooper, DL
† Kirk Roach, PK
† Steve Kornegay, P
85— † Clyde Simmons, DL
86— † Alonzo Carmichael, TE
† Kirk Roach, PK
87— † Kirk Roach, PK
93— † Kerry Hayes, KR/WR
98— † Eric Johnson, DB
† Ken Hinsley, P

WESTERN CONN. ST. (3)

- 99— Greg Boucher, DL
2000— Jason Plachcinski, OT
Greg Boucher, DL

WESTERN ILL. (31)

- 59— Bill Larson, B
61— Leroy Jackson, B
74— John Passananti, OT
76— Scott Levenhagen, TE
Greg Lee, DB
77— Craig Phalen, DT
78— Bill Huskisson, DL
80— Mike Maher, TE
Don Greco, OG
83— † Chris Gunderson, MG
84— † Chris Gunderson, T
86— † Frank Winters, C
† Todd Auer, DL
88— † Marlin Williams, DL
93— † Rodney Harrison, DB
94— † Ross Schulte, P
97— † Aaron Stecker, RB
† Jason Grott, OL
98— † David Watson, DE
† David Bowns, DL
† James Milton, LB
99— † Edgerton Hartwell, LB
2000— † Edgerton Hartwell, LB
† Mike Scifres, P
02— † Justin Langan, PK
† R.J. Luke, TE
† Brian Caesar, DL
† Mike Scifres, P
03— † Mike O'Brien, DL
† Lee Russell, LB
04— † Justin Langan, PK

WESTERN KY. (29)

- 64— Dale Lindsey, LB
70— Lawrence Brame, DE
73— Mike McKay, DB
74— John Bushong, DL
Virgil Livers, DB
75— Rick Green, LB
77— Chip Carpenter, OL
80— † Pete Walters, OG
† Tim Ford, DL
81— † Donnie Evans, DE
82— † Paul Gray, LB
83— † Paul Gray, LB
87— † James Edwards, DB
88— † Dean Tiebout, OL
† Joe Arnold, RB
95— † Brian Bixler, C
97— † Patrick Goodman, OL
98— † Patrick Goodman, C
2000— † Bobby Sippio, DB
† Melvin Wisham, LB
01— † Erik Dandy, LB
† Mel Mitchell, DB
02— † Chris Price, OL
† Sherrod Coates, LB
03— † Buster Ashley, OL
† Matt Lange, PK
† Erik Dandy, LB
04— † Buster Ashley, OL
05— † Erik Losey, OL

WESTERN MICH.* (1)

- 82— † Matt Meares, OL

WESTERN N.M. (4)

- 83— Jay Ogle, WR
88— Pat Maxwell, P
97— Anthony Gray, RB
98— Anthony Gray, RB

WESTERN ORE. (2)

- 2000— Brian Crawford, OL
05— Kevin Boss, TE

WESTERN ST. (12)

- 56— Bill Rhodes, B
78— Bill Campbell, DB
80— Justin Cross, OT
84— Jeff Guy, P
92— Reggie Alexander, WR
94— Derren Bryan, OL
96— Ben Kern, TE
Kurt Clay, DB
97— Shane Carwin, LB
2001— Josh Hotchkiss, LB
03— Chaumont Bouknight, RB
Travis Snyder, PK

WESTERN WASH. (5)

- 51— Norman Hash, DB
79— Patrick Locker, RB
95— Orlando Steinauer, DB
2000— Erik Totten, RS
02— Michael Koenen, P

WESTFIELD ST. (1)

- 2001— Josue Zamora, LB

WESTMINSTER (MO.) (6)

- 97— Scott Pingel, WR
98— Scott Pingel, WR
Logan Stanley, TE
Justin Peery, QB
99— Scott Pingel, WR
Justin Peery, QB

WESTMINSTER (PA.) (10)

- 73— Robert Pontius, DB
77— Rex Macey, FL
82— Gary DeGruttola, LB
83— Scott Higgins, DB
86— Joe Keane, LB
88— Kevin Myers, LB
89— Joe Micchia, QB
90— Brad Tokar, RB
91— Brian Delorenzo, DL
92— Matt Raich, LB

WHEATON (ILL.) (15)

- 55— Dave Burnham, B
58— Robert Bakke, T
77— Larry Wagner, LB
78— Scott Hall, QB
83— Keith Bishop, QB
95— Doug Johnston, OL
Chip Parrish, LB
96— Chip Parrish, LB
Mark Loeffler, WR
97— Chris Brown, OL
99— Chris Baughman, PK
2002— James Hoxworth, OL
03— James Hoxworth, OL
04— Brad Musso, W
05— Andrew Day, PK

WHITTIER (3)

- 38— Myron Claxton, T
62— Richard Peter, T
77— Michael Ciacci, DB

WHITWORTH (6)

- 52— Pete Swanson, OG
54— Larry Paradis, T
85— Wayne Ralph, WR
86— Wayne Ralph, WR
2000— Sky Blake, DL
05— Michael Allan, TE

WIDENER (21)

- 72— Billy Johnson, RB
73— Billy Johnson, RB
75— John Warrington, DB
76— Al Senni, OL
77— Chip Zawoiski, RB
79— Tom Deery, DB
80— Tom Deery, DB
81— Tom Deery, DB
82— Tony Stefanoni, DL

- 88— Dave Duffy, DL
94— O.J. McElroy, DL
Antoine Moore, DB
Blaise Coleman, LB
95— Bill Nourse, DL
98— Tom Eisenhower, LB
99— Jim Jones, WR
2000— Michael Coleman, WR
01— Jim Jones, WR
T.J. Hess, DB

- 02— Ryan Killian, DL
03— Thomas DeMoss, DL

WILKES (5)

- 73— Jeff Grandinetti, DT
93— Jason Feese, DL
97— J.J. Fadden, DL
2003— Brett Trichilo, RB
04— Brett Trichilo, RB

WILLAMETTE (15)

- 34— Loren Grannis, G
35— John Oravec, B
36— Richard Weisgerber, B
46— Marvin Goodman, E
58— William Long, C
59— Marvin Cisneros, G
64— Robert Burles, DT
65— Robert Burles, DT
69— Calvin Lee, LB
75— Gary Johnson, DL
82— Richard Milroy, DB
97— Kamell Eckroth-Bernard, DB
98— Brian Greer, OL
2004— Nate Matlock, DL

WILLIAM & MARY (14)

- 83— † Mario Shaffer, OL
86— † Michael Clemons, RB
89— † Steve Christie, P
90— † Pat Crowley, DL
93— † Craig Staub, DL
95— † Darren Sharper, DB
96— † Josh Beyer, OL
† Darren Sharper, DB
97— † Ron Harrison, DB
99— † Brett Sterba, PK
2000— † Raheem Walker, DL
02— † Dwight Beard, OL
03— † Rich Musinski, WR
04— † Lang Campbell, QB

WILLIAM JEWELL (4)

- 52— Al Conway, B
73— John Strada, OE
81— Guy Weber, DL
83— Mark Mundel, OL

WM. PATERSON (2)

- 92— Craig Paskas, DB
93— Craig Paskas, DB

WILLIAM PENN (1)

- 72— Bruce Polen, DB

WILLIAMS (9)

- 51— Charles Salmon, DG
69— Jack Maitland, HB
74— John Chandler, LB
78— Greg McAleenan, DB
90— George Rogers, DL
94— Bobby Walker, LB
95— Ethan Brooks, DL
2002— Scott Farley, SpT/DB
03— Graham Goldwasser, LB

WILMINGTON (OHIO) (5)

- 72— William Roll, OG
94— Jason Tincher, WR
2000— Antonio Broadnax, DB
01— Antonio Broadnax, DB
04— Brandon Tisdale, DL

WINGATE (1)

- 89— Jimmy Sutton, OT

WINONA ST. (9)

- 92— Dave Ludy, AP
94— Dave Ludy, AP
97— Jamey Hutchinson, DB
2002— Kevin Curtin, RS
Deric Sieck, LB
Kevin Curtin, RS
Deric Sieck, LB
04— Chris Samp, WR
05— Brian Hynes, WR

WINSTON-SALEM (9)

- 77— Cornelius Washington, DB
78— Tim Newsome, RB
84— Danny Moore, OG
87— Barry Turner, G
95— Richard Huntley, RB
96— LaTori Workman, DL
99— Thomas Washington, DL
2001— Stephon Kelly, DB
03— Brandon Hussey, RS

WIS.-EAU CLAIRE (1)

- 81— Roger Vann, RB

WIS.-LA CROSSE (20)

- 52— Ted Levanhagen, LB
72— Bryon Buelow, DB
78— Joel Williams, LB
83— Jim Byrne, DL
85— Tom Newberry, OL
88— Ted Pretasky, RB
89— Terry Strouf, OL
91— Jon Lauscher, LB
92— Norris Thomas, DB
Mike Breit, LB
93— Rick Schaaf, DL
95— Craig Kusick, QB
Erik Halverson, OL
Erik Halverson, OL
Mike Maslowski, LB
97— Ric Mathias, DB
99— Brock Ryan, DL
2000— Jeff Kostrewa, TE
Brian Portilia, DB
03— Andrew Moccadlo, RB

WIS.-MILWAUKEE (1)

- 70— Pete Papara, LB

WIS.-PLATTEVILLE (2)

- 73— William Vander Velden, DE
86— Mike Hintz, DB

WIS.-RIVER FALLS (6)

- 80— Gerald Sonsalla, OG
82— Roland Hall, LB
87— Greg Corning, RB
95— Brian Izdepski, OT
99— Joe Green, DL
2000— Michael Snowberry, C

WIS.-STEVENS POINT (9)

- 77— Reed Giordana, QB
81— Chuck Braun, WR
92— Randy Simpson, DB
93— Jimmy Henderson, RB
94— Randy Simpson, LB
97— Clint Kriewalt, LB
98— Clint Kriewalt, LB
99— Andy Palzkill, DB
2003— Scott Krause, QB

WIS.-STOUT (8)

- 79— Joseph Bullis, DL
2000— Jeff Hazuga, DL
Kevin McCulley, P
01— Tony Beckham, DB
02— Tyrone Rhone, DB
Jamie Spielman, LB
03— Ben Knepper, OL
05— Joe Seep, DB

WIS.-SUPERIOR (3)

- 66— Mel Thake, DB
83— Larry Banks, MG
85— Phil Eiting, LB

WIS.-WHITEWATER (12)

- 75— William Barwick, OL
79— Jerry Young, WR
82— Daryl Schleim, DE
90— Reggie White, OL
96— Derrick LeVake, OL
97— Derrick LeVake, OL
2003— Chad Nimm, OL
Chad Wurth, PK
04— Trey Bell, DB
05— Justin Beaver, RB
Brady Ramseier, OL
Robb Widuch, LB

WITTENBERG (29)

- 62— Donald Hunt, G
63— Bob Cherry, E
64— Chuck Green, QB
68— Jim Felts, DE

73— Steve Drongowski, OT
 74— Arthur Thomas, LB
 75— Robert Foster, LB
 76— Dean Caven, DL
 78— Dave Merritt, RB
 79— Joe Govern, DL
 80— Mike Dowds, DE
 81— Bill Beach, DB
 83— Bryant Lemon, DL
 87— Eric Horstman, OL
 88— Ken Bonner, OT
 Eric Horstman, OL
 90— Jon Warga, RB
 92— Taver Johnson, LB
 93— Taver Johnson, LB
 Greg Brame, PK
 95— Ron Cunningham, OT
 Jimmy Watts, PK
 96— Xan Smith, OL
 97— Jonathan Farley, C
 Kent Rafey, LB
 Russ Fedyk, KR
 98— Ken Pope, DB
 99— Casey Donaldson, RB
 2005— Jacob Thomas, P

WOFFORD (21)

42— Aubrey Faust, E
 47— Ken Dubard, T
 49— Elbert Hammett, T
 51— Jack Beeler, DB
 57— Charles Bradshaw, B
 61— Dan Lewis, G
 70— Sterling Allen, OG
 79— Keith Kinard, OL
 90— David Wiley, OL
 91— Tom Colter, OL
 94— Brian Porzio, PK
 97— † Dan Williams, OL/C
 2002— † Anthony Jones, DL
 † Matt Nelson, DB
 03— † Eric Deutsch, OL
 † Bobby Gibbs, OL
 † Lee Basinger, DL
 † Matt Nelson, DB
 04— † Eric Deutsch, OL
 † Lee Basinger, DL
 05— † Katon Bethay, DL

WOOSTER (6)

79— Blake Moore, C
 99— Seth Duerr, LB

2000— Seth Duerr, LB
 03— Tony Sutton, RB
 04— Tony Sutton, RB
 Joe Kearney, DL

WPI (3)

97— Matt Surette, TE
 98— Matt Surette, TE
 2003— Miguel Concepcion, RS

WORCESTER ST. (5)

92— Chris Butts, DB
 93— Chris Butts, DB
 94— Brian Fitzpatrick, DB
 2000— Russ Watson, DL
 01— Russ Watson, DL

XAVIER (OHIO) (1)

51— Tito Carinci, LB

YALE (3)

84— † John Zanieski, DL
 2003— † Nate Lawrie, TE
 04— † Rory Hennessey, OL

YOUNGSTOWN ST. (28)

74— Don Calloway, DB
 75— Don Calloway, DB

78— Ed McGlasson, OL
 79— James Ferranti, OE
 Jeff Lear, OT

80— Jeff Gergel, LB
 81— † Paris Wicks, RB
 82— † Paris Wicks, RB
 88— † Jim Zdelar, OL
 89— † Paul Soltis, LB
 90— † Tony Bowens, DL
 91— † Pat Danko, DL
 92— † Dave Roberts, DB
 93— † Drew Garber, OL
 † Tamron Smith, RB
 † Jeff Wilkins, PK

94— † Randy Smith, KR
 † Leon Jones, LB
 † Lester Weaver, DB
 † Chris Sammarone, OL
 95— † Leon Jones, LB

97— † Jermaine Hopkins, DL
 † Matt Hogg, OL
 † Harry Deligianis, DL

99— † Ian Dominelli, LB
 2000— † Tim Johnson, LB
 01— † Pat Crumme, OL
 † LeVar Greene, DB

NCAA Postgraduate Scholarship Winners

Following are football players who are NCAA postgraduate scholarship winners, whether or not they were able to accept the grant, plus all alternates (indicated by *) who accepted grants. The program began with the 1964 season. (Those who played in 1964 are listed as 1965 winners, those who played in 1965 as 1966 winners, etc.) To qualify, student-athletes must maintain a 3.000 grade-point average (on a 4.000 scale) during their collegiate careers, perform with distinction in varsity football and behave, on and off the field, in a manner that has brought credit to the student-athlete, his institution and intercollegiate athletics.

ABILENE CHRISTIAN

71— James Lindsey
 83— * Grant Feasel
 85— Daniel Remsberg
 86— * James Embry
 Craig Huff
 90— William Clayton

ADAMS ST.

2000—Ryan Hollingshead

ADRIAN

94— Jeffrey Toner

AIR FORCE

65— Edward Fausti
 67— James Hogarty
 68— Kenneth Zagzebski
 69— * Richard Rivers Jr.
 70— Charles Longnecker

* Alfred Wurglitz
 71— Ernest Jennings
 Robert Parker Jr.

72— Darryl Haas
 73— Mark Prill

75— * Joseph Debes
 84— Jeffrey Kubiak
 86— Derek Brown
 88— Chad Hennings
 89— David Hlatky
 90— Steven Wilson
 91— Christopher Howard
 92— Ronald James
 93— Scott Hufford
 95— Preston McConnell
 96— Bret Cillessen
 97— Carlton Hendrix
 99— Charles Gilliam
 2000—Cale Bonds

UAB

97— John Rea
 2000—Lee Carter

ALABAMA

69— Donald Sutton
 72— John Musso Jr.
 75— Randy Hall
 80— Steadman Shealy
 2006—DeMeco Ryans

ALABAMA ST.

92— Edward Robinson Jr.

ALBANY (N.Y.)

88— * Thomas Higgins

ALBION

81— Joel Manby
 94— Michael Montico
 95— Jeffrey Shooks
 96— Timothy Schafer
 97— Kyle Klein
 98— Neil Johnson

ALBRIGHT

67— * Paul Chaiet

ALLEGHENY

65— David Wion
 92— Darren Hadlock
 97— Nicholas Reiser

ALMA

67— Keith Bird Jr.
 79— Todd Friesner
 99— Eric Brands
 2000—Dustin Armstrong

AMHERST

66— David Greenblatt
 76— Geoffrey Miller
 85— Raymond Nurme
 96— Gregory Schneider

ANGELO ST.

99— Kyle Kirk
 2002—Curry Dawson

APPALACHIAN ST.

78— Gill Beck
 93— D.J. Campbell

ARIZONA

69— William Michael Moody
 78— Jon Abbott
 80— Jeffrey Whitton
 88— Charles Cecil
 97— Wayne Wyatt

ARIZONA ST.

78— John Harris
 90— Mark Tingstad
 97— Devin Kendall
 98— Patrick Tillman

ARKANSAS

70— Terry Stewart
 71— William Burnett
 79— William Bradford Shoup
 85— * Mark Lee

ARKANSAS ST.

72— John Meyer
 77— Thomas Humphreys

ARKANSAS TECH

2001—Paul Peletz

ARMY

66— Samuel Champi Jr.
 68— Bohdan Neswiacheny
 69— James McCall Jr.
 Thomas Wheelock

70— Theodore Shadid Jr.

78— Curtis Downs

81— * Stanley March

86— Donald Smith
 Douglas Black

88— William Conner

90— Michael Thorson

93— Michael McElrath

95— Eric Oliver

ASHLAND

78— Daniel Bogden

88— David Biando

90— Douglas Powell

AUBURN

66— John Cochran

69— * Roger Giffin

85— Gregg Carr

90— James Lyle IV

AUGSBURG

90— Terry Mackenthun

98— Ted Schultz

AUGUSTANA (ILL.)

69— * Jeffrey Maurus

71— Kenneth Anderson

77— Joe Thompson

86— Steven Sanders

96— Thomas King

97— Ryan Carpenter

99— Chris Meskan

2001—MacKenzie Hay

03— Todd Baldwin

AUGUSTANA (S.D.)

72— Michael Olson

75— David Zelinsky

77— James Clemens

78— Dee Donlin
 Roger Goebel

90— * David Gubbrud

91— Scott Boyens

97— Mitchell Pruett

BALL ST.

67— * John Hostrawser

73— Gregory Mack

77— Arthur Yaroch

84— Richard Chitwood

88— Ronald Duncan

90— Theodore Ashburn

93— Troy Hoffer

2004—Travis Barclay

BATES

79— Christopher Howard

BAYLOR

65— Michael Kennedy

66— Edward Whiddon

94— John Eric Joe

BENEDICTINE (ILL.)

70— David Cyr

71— Thomas Danaher

BETHEL (MINN.)

2005—Matt Wassink

BOISE ST.

72— Brent McIver

76— * Glenn Sparks

79— Samuel Miller

82— Kip Bedard

92— Larry Stayner

93— David Tingstad

BOSTON COLLEGE

66— * Lawrence Marzetti

67— Michael O'Neill

69— Gary Andrachik

70— Robert Bouley

78— Richard Scudellari
87— Michael Degnan

BOSTON U.

69— Suren Donabedian Jr.
81— David Bengtson

BOWDOIN

65— Steven Ingram
67— Thomas Allen

BOWIE ST.

92— Mark Fitzgerald

BOWLING GREEN

77— Richard Preston
78— Mark Miller
91— Patrick Jackson

BRIDGEPORT

70— Terry Sparker

BRIDGEWATER (VA.)

2002—Matthew Huffman

BRIGHAM YOUNG

67— Virgil Carter
76— Orrin Olsen
77— * Stephen Miller
78— Gifford Nielsen
80— Marc Wilson
82— Daniel Plater
83— Bart Oates
84— Steve Young
85— Marvin Allen
89— Charles Cutler
94— Eric Drage
97— Chad Lewis

BROWN

65— John Kelly Jr.
70— James Lukens
74— Douglas Jost
75— William Taylor
77— Scott Nelson
78— Louis Cole
79— Robert Forster
82— Travis Holcombe
95— Rene Abdalah
2006—Nicolas Hartigan

BUCKNELL

71— * Kenneth Donahue
74— John Dailey
75— Steve Leskinen
77— Lawrence Brunt
85— David Kucera
93— David Berardinelli

BUENA VISTA

77— Steven Trost
87— Michael Habben
94— Cary Murphy

BUFFALO ST.

87— James Dunbar

BUTLER

72— George Yearsich
78— William Ginn
85— Stephen Kollias

C.W. POST

79— John Luchsinger

CALIFORNIA

66— William Krum
67— John Schmidt
68— Robert Crittenden
70— James Calkins
71— Robert Richards
83— Harvey Salem
94— Douglas Brien

UC DAVIS

76— Daniel Carmazzi
David Gellerman
77— Rolf Benirschke
79— Mark Markel
86— Robert Hagenau
90— * James Tomasin
92— Robert Kincade
Michael Shepard
93— Brian Andersen
97— Mark Grieb
99— Wesley Terrell

UC RIVERSIDE

72— Tyrone Hooks
74— Gary Van Jandegian

CAL LUTHERAN

90— * Gregory Maw

CAL POLY

69— William Creighton

CALTECH

67— William Mitchell
68— John Frazzini
74— Frank Hobbs Jr.

CANISIUS

84— Thomas Schott

CAPITAL

84— * Michael Linton

CARLETON

67— Robert Paarlberg
73— Mark Williams
83— Paul Vaaler
93— Arthur Gilliland

CARNEGIE MELLON

80— Gusty Sunseri
91— Robert O'Toole
99— Jason Funke
2000—Mike Campie

CARROLL (WIS.)

77— Stephen Thompson
95— Christopher Klippel

CARSON-NEWMAN

2001—Charlie Walker Jr.

CARTHAGE

70— William Radakovitz

CASE RESERVE

89— Christopher Nutter
91— James Meek
2006—Santo Maimone IV

CENTRAL (IOWA)

71— Vernon Den Herder
87— Scott Lindell
89— Eric Perry
92— Richard Kacmarynski
96— Rick Sanger

CENTRAL ARK.

96— Brian Barnett
2004—Landon Trusty
06— Cory Cangelosi

CENTRAL MICH.

77— John Wunderlich
80— * Michael Ball
85— Kevin Egnatuk
88— Robert Stebbins
92— Jeffrey Bender

CENTRAL MO. ST.

99— Shane Meyer

CENTRAL WASH.

70— Danny Collins

CENTRE

69— Glenn Shearer
86— Casteel "Teel" Bruner II
88— * Robert Clark
90— James Ellington

CHADRON ST.

96— Corey Campbell

CHATTANOOGA

67— Harvey Ouzts
72— * Frank Webb
74— John McBrayer
76— Russell Gardner

CHEYNEY

76— Steven Anderson

CHICAGO

86— * Bruce Montella
89— Paul Haar
94— Frank Baker

CINCINNATI

71— * Earl Willson

CITADEL

74— Thomas Leitner
79— Kenneth Caldwell
84— * William West IV
87— Derek Beres

CLAREMONT-M-S

68— Craig Dodel
70— * Gregory Long
71— Stephen Endemano

73— Christopher Stecher
74— Samuel Reece

CLEMSON

65— James Bell Jr.
68— James Addison
73— Benjamin Anderson
79— Stephen Fuller

COAST GUARD

73— Rodney Leis
74— Leonard Kelly
81— Bruce Hensel
89— * Ty Rinoski
* Jeffery Peters

90— Richard Schachner

91— John Freda

COE

67— Lynn Harris

COLBY

71— Ronald Lupton
Frank Apantaku

COLGATE

73— Kenneth Nelson
80— Angelo Colosimo
89— Donald Charney

COLORADO

93— James Hansen

COLORADO COL.

69— Steven Ehrhart
72— Randy Bobier
75— Bruce Kolbezen
84— Herman Motz III
97— Ryan Egeland
98— Christopher Smith

COLORADO MINES

66— Stuart Bennett
67— Michael Greensburg
Charles Kirby
75— David Chambers

COLORADO ST.

65— Russel Mowrer
76— Mark Driscoll
87— Stephan Bartalo
88— Joseph Brookhart
93— Gregory Primus
96— Gregory Myers
99— Nathaniel Kvamme

COLORADO ST.-PUEBLO

70— Gregory Smith
73— Collon Kennedy III

COLUMBIA

72— John Sefcik
80— Mario Biaggi Jr.

CONCORDIA-M/HEAD

2005—Jordan Talge

CONNECTICUT

77— * Bernard Palmer

CORNELL

68— Ronald Kipicki
72— Thomas Albright
84— Derrick Harmon

CORNELL COLLEGE

65— Steven Miller
72— David Hilmers
73— Robert Ash
79— Brian Farrell
Thomas Zinkula

81— * Timothy Garry
83— John Ward
93— Brent Sands
94— Matthew Miller
95— Mark McDermott
99— Matthew Weiss

DARTMOUTH

66— Anthony Yezer
68— Henry Paulson Jr.
69— Randolph Wallick
71— Willie Bogan
73— Frederick Radke
74— Thomas Csatari
* Robert Funk
77— Patrick Sullivan
89— Paul Sorensen
95— O. Josh Bloom
98— Dominic Lanza

DAVIDSON

66— Stephen Smith
71— Rick Lyon
72— Robert Norris
86— * Louis Krempel
97— John Cowan Jr.

DAYTON

73— Timothy Quinn
76— Roy Gordon III
83— * Michael Pignatiello
91— Daniel Sharley
2003—Mark Kasmer

DELAWARE

86— Brian Farrell

DELAWARE VALLEY

85— Daniel Glowatski

DELTA ST.

76— William Hood

DENISON

70— Richard Trumball
73— Steven Smiljanich
76— * Dennis Thome
78— David Holcombe
86— Brian Gearinger
88— Grant Jones
92— Jonathan Fortkamp
2000—Jon Dunhan

DePAUW

68— Bruce Montgomerie
78— Mark Frazer
81— Jay True
85— Richard Bonaccorsi
86— Anthony deNicola
92— Thomas Beaulieu
2000—Tyler Kelley

DICKINSON

66— Robert Averback
71— * John West
75— * Gerald Ulrich

DOANE

68— John Lothrop
70— Richard Held

DRAKE

73— Joseph Worobec

DREXEL

72— Blake Lynn Ferguson

DUBUQUE

82— Timothy Finn

DUKE

68— Robert Lasky
71— * Curt Rawley

EAST CARO.

92— Keith Arnold

EAST TENN. ST.

82— Jay Patterson

EASTERN KY.

78— Steven Frommeyer

EASTERN N.M.

66— Richard James

EASTERN WASH.

98— Steven Mattson

ELIZABETH CITY ST.

73— Darnell Johnson
80— David Nickelson

ELMHURST

80— Richard Green

EMORY & HENRY

82— Thomas Browder Jr.

EMPORIA ST.

2004—Tyler Paul

EVANSVILLE

75— David Mattingly
Charles Uhde Jr.
79— * Neil Saunders

FERRIS ST.

79— Robert Williams
93— Monty Brown

FLORIDA

72— Carlos Alvarez
77— Darrell Carpenter

85— Garrison Rolle
87— Bret Wiechmann
90— * Cedric Smith
91— Huey Richardson
95— Michael Gilmore
97— Danny Wuertfel
99— Terrance Jackson

FLORIDA ST.

88— David Palmer
91— David Roberts
94— Kenneth Alexander
95— Derrick Brooks
98— Daryl Bush

FORDHAM

91— Eric Schweiker

FORT HAYS ST.

94— David Foster
99— Clinton Albers
2002—Casey Seyfert

FRANK. & MARSH.

69— Frank deGenova
83— * Robert Sheppardson
2004—Daniel Houseman

FRESNO ST.

70— * Henry Corda
74— Dwayne Westphal
83— William Griever Jr.

FROSTBURG ST.

2000—Marty Mood

FURMAN

77— Thomas Holcomb III
82— Charles Anderson
84— Ernest Gibson
86— * David Jager
87— Stephen Squire
90— Christopher Roper
92— Paul Siffri
Eric Von Walter
96— William Phillip Jones

GANNON

97— Patrick Rodkey

GEORGETOWN

75— James Chesley Jr.
98— Jim Gallagher
2000—Jim Gallagher

GEORGIA

68— Thomas Lawhorne Jr.
69— William Payne
71— Thomas Lyons
72— Thomas Nash Jr.
Raleigh Mixon Robinson
78— Jeffrey Lewis
80— Jeffrey Pyburn
81— Christopher Welton
84— Terrell Hoage
88— Kim Stephens
89— Richard Tardits
99— Matthew Stinchcomb
2003—Jonathan Stinchcomb

GA. SOUTHERN

2000—Voncillies Allen

GEORGIA TECH

68— William Eastman
75— James Robinson
81— Sheldon Fox
83— Ellis Gardner
86— John Ivmeyer
2003—Daniel Dyke

GETTYSBURG

70— * Herbert Ruby III
80— Richard Swartz
2003—Clifford Mason

GRAMBLING

73— Stephen Dennis

GRINNELL

72— Edward Hirsch
80— * Derek Muehrcke
2000—Troy Dougherty

GROVE CITY

95— Stephen Sems

GUST. ADOLPHUS

74— James Goodwin
81— * David Najarian
2002—Brian Bergstrom

HAMLINE

85— Kyle Aug
91— Robert Hackney

HAMPDEN-SYDNEY

78— * Wilson Newell
80— Timothy Maxa

HARVARD

68— Alan Bersin
71— * Richard Frisbie
75— Patrick McInally
76— William Emper
81— Charles Durst
85— Brian Bergstrom
87— Scott Collins

HAWAII

68— James Roberts
73— * Don Satterlee

HIRAM

68— Sherman Riemenschneider
74— Donald Brunetti

HOLY CROSS

84— * Bruce Kozerski
89— Jeffrey Wiley
91— John Lavalette

HOPE

74— Ronald Posthuma
80— Craig Groendyk
83— Kurt Brinks
85— * Scott Jecmen
98— Brandon Graham

HOUSTON

86— Gary Schoppe
87— Robert Brezina
99— Peter deGroot

IDAHO

67— Michael Lavens
Joseph McCollum Jr.
84— Boyce Bailey

IDAHO ST.

76— Richard Rodgers
92— Steven Boyenger

ILLINOIS

72— Robert Bucklin
73— Laurence McCarren Jr.
91— Curtis Lovelace
92— Michael Hopkins
93— John Wright
ILL. WESLEYAN
93— Christopher Bisailon
97— Lon Erickson

INDIANA

73— Glenn Scolnik
79— David Abrams
81— Kevin Speer

INDIANA (PA.)

78— * John Mihota
84— Kenneth Moore

INDIANA ST.

86— Jeffrey Miller

INDIANAPOLIS

76— Rodney Pawlik

IONA

81— Neal Kurtti
82— * Paul Rupp

IOWA

69— Michael Miller
76— Robert Elliott
78— Rodney Sears
86— Larry Station Jr.
88— Michael Flagg
89— Charles Hartlieb
99— Matthew Reischl
Derek Rose

IOWA ST.

70— William Bliss

JACKSON ST.

80— * Lester Walls

JACKSONVILLE ST.

79— Dewey Barker

JAMES MADISON

79— Warren Coleman
90— Mark Kiefer

JOHN CARROLL

2006—Douglas Phillips

JOHNS HOPKINS

73— Joseph Ouslander
74— Gunter Glocker
94— Steuart Markley
95— Michael House
99— Lawrence Gulotta

JUNIATA

72— Maurice Taylor
87— Robert Crossey

KANSAS

65— Ronald Oelschlager
69— David Morgan
72— Michael McCoy
73— John Schroll
78— Tom Fitch
87— Mark Henderson

KANSAS ST.

66— * Larry Anderson
83— James Gale
88— Matthew Garver

KENTUCKY

76— Thomas Ranieri
79— James Kovach
84— * Keith Martin
97— Michael Schellenberger

KENTUCKY ST.

68— James Jackson

KENYON

75— Patrick Clements

KNOX

88— Robert Monroe

LAFAYETTE

71— William Sprecher
76— Michael Kline
78— Victor Angeline III

LAMAR

73— * Richard Kubiak

LAWRENCE

68— Charles McKee
83— Christopher Matheus

LEBANON VALLEY

74— * Alan Shortell

LEHIGH

66— Robert Adelaar
68— Richard Miller
73— * Thomas Benfield
75— James Addonizio
76— * Robert Liptak
77— * Michael Yaszemski
80— David Melone

LONG BEACH ST.

84— Joseph Donohue

LA.-LAFAYETTE

71— * George Coussa

LA.-MONROE

93— Darren Rimmer
94— Robert Cobb
Michael Young

LSU

79— Robert Dugas
83— James Britt
88— Ignazio Albergamo
91— Solomon Graves
94— Chad Loup
95— Michael Blanchard
98— Chad Kessler
2006—Rudolph Niswanger

LUTHER

67— Thomas Altemeier
78— * Mark Larson
85— Larry Bonney

MARIETTA

98— Thomas Couhig

MARYLAND

78— Jonathan Claiborne

MARYVILLE (TENN.)

67— Frank Eggers II

MIT

91— Darcy Prather
92— Rodrigo Rubiano
93— Roderick Trantum

95— Corey Foster
99— Duane Stevens
2000—Nik Kozy
03— Keith Battocchi

McDANIEL

99— Thomas Lapato
2002—Jason Wingear

McNEESE ST.

81— Daryl Burckel
86— Ross Leger

MEMPHIS

77— * James Mincey Jr.

MERCHANT MARINE

70— Robert Lavinia
76— * John Castagna

MIAMI (FLA.)

90— Robert Chudzinski
91— Michael Sullivan

MICHIGAN

67— David Fisher
74— David Gallagher
81— * John Wangler
82— Norm Belts
84— Stefan Humphries
Thomas Dixon

86— Clayton Miller
87— Kenneth Higgins
93— Christopher Hutchinson
94— Marc Milia
98— Brian Griese
2000—Rob Renes

MICHIGAN ST.

69— Allen Brenner
70— Donald Baird
94— Steven Wasylk

MICHIGAN TECH

72— Larry Ras
74— Bruce Trusock
75— Daniel Rhude

MIDDLE TENN.

73— * Edwin Zaunbrecher

MIDDLEBURY

79— Franklin Kettle

MIDLAND LUTHERAN

76— Thomas Hale

MILLERSVILLE

92— Thomas Burns III

MILLIKIN

90— * Charles Martin

MILLSAPS

67— Edward Weller
73— * Russell Gill
92— David Harrison Jr.
99— Thomas Ingram

MINNESOTA

69— Robert Stein
71— Barry Mayer
73— Douglas Kingsriter
78— Robert Weber
99— Parc Williams

MINN. ST. MANKATO

70— Bernard Maczuga

MINN. ST. MOORHEAD

2000—Erik Pederson

MISSISSIPPI

66— Stanley Hindman
69— Steve Hindman
81— Kenneth Toler Jr.
86— Richard Austin
87— Jeffrey Noblin
88— Daniel Hoskins
89— Charles Walls
91— Todd Sandroni
2005—Rob Robertson

MISSISSIPPI COL.

80— Stephen Johnson
98— Joseph Bulwer
2000—Michael Brown

MISSISSIPPI ST.

69— William Nelson
73— Frank Dowsing Jr.
75— James Webb

77— William Coltharp
93— Daniel Boyd

MISSOURI

66— Thomas Lynn
67— James Whitaker
69— * Charles Weber
71— John Weisenfels
79— Christopher Garlich
82— Van Darkow
99— Jacob Stueve

MO.-ROLLA

69— Robert Nicodemus
73— Kim Colter
81— Paul Janke

MISSOURI ST.

80— Richard Suchenski
Mitchel Ware
85— Michael Armentrout
2000—Travis Brawner

MONMOUTH (ILL.)

72— Dale Brooks
90— Brent Thurness

MONTANA

75— Rock Svennungsen
79— Steven Fisher
84— Brian Salonen
91— Michael McGowan
96— David Dickenson
97— Michael Bouchee
Blaine McElmurry
98— Josh Branan
2000—Dallas Neil
01— Matt Thuesen
02— Vincent Huntsberger

MONTANA ST.

65— Gene Carlson
68— Russell Dodge
71— Jay Groepper
77— Bert Markovich
79— Jon Borchardt
James Mickelson
90— Derrick Isackson
92— Travis Annette
2003—Ryan Johnson

MORAVIAN

73— Daniel Joseph
94— Judson Frank

MOREHEAD ST.

92— James Appel

MORNINGSIDE

65— Larry White

MORRIS BROWN

83— Arthur Knight Jr.

MOUNT UNION

89— Paul Hrics
2000—Tom Bauer
01— Matt LaVerde
02— Charles Moore

MUHLENBERG

73— Edward Salo
76— Eric Butler
78— Mark Stull
81— Arthur Scavone
91— Michael Hoffman

MURRAY ST.

71— Matthew Haug
78— Edward McFarland
81— * Kris Robbins
90— Eric Crigler

NAVY

65— William Donnelly
69— William Newton
70— Daniel Pike
75— * Timothy Harden
76— Chester Moeller II
81— Theodore Dumbauld
2000—Terrence Anderson

NEBRASKA

70— Randall Reeves
71— * John Decker
72— Larry Jacobson
73— David Mason
74— Daniel Anderson
76— Thomas Heiser

77— Vince Ferragamo
78— Ted Harvey
79— James Pillen
80— Timothy Smith
81— Randy Schleusener
Jeffrey Finn

82— Eric Lindquist
85— Scott Strasburger
88— Jeffrey Jamrog
89— Mark Blazek
90— Gerald Gdowski

91— David Edeal
Patrick Tyrance Jr.

92— Patrick Engelbert
93— Michael Stigge
94— Trev Alberts
95— Robert Zatechka
96— Aaron Graham
97— Jonathan Hesse
98— Grant Wistrom
99— Joel Makovicka

2000—Tim DeBates
Brian Shaw
01— Kyle Vanden Bosch
04— Judd Davies
05— Chad Sievers

NEB.-OMAHA

84— Kirk Hutton
Clark Toner
Edward Thompson

NEB. WESLEYAN

97— Justin Rice
Bren Chambers
98— Dusten Olds
Chad Wemhoff
99— Ryan Shanesy
2003—Luke Klinker
06— Scott Keller

UNLV

95— Howard McGowan

NEW HAMPSHIRE

85— Richard Leclerc

NEW MEXICO

72— Roderick Long
76— Robert Berg
79— Robert Rumbaugh
83— George Parks

NEW MEXICO ST.

76— Ralph Jackson
77— * Joseph Fox
99— David Patterson

NORTH ALA.

82— * Warren Moore

NORTH CAROLINA

75— Christopher Kupec
81— William Donnalley
83— David Drechsler
91— Kevin Donnalley

N.C. CENTRAL

91— Anthony Cooley

NORTH CAROLINA ST.

75— Justus Everett
82— * Calvin Warren Jr.

NORTH DAKOTA

79— Dale Lian
81— Douglas Moen
82— Paul Franzmeier
85— Glen Kucera
88— Kurt Otto
89— Matthew Gulseth
93— Timothy Gelinske
97— Thomas Langer
Timothy Tibesar

2003—Kelby Klosterman

NORTH DAKOTA ST.

66— James Schindler
69— * Stephen Stephens
71— Joseph Cichy
75— Paul Cichy
84— Doug Hushka
89— Charles Stock
94— Arden Beachy
98— Sean Fredricks

NORTH TEXAS

68— Ruben Draper
77— Peter Morris
2006—Nicholas Bazaldua

NORTHERN ARIZ.

78— Larry Friedrichs
2000—Jake Crissup

NORTHERN COLO.

76— Robert Bliss
77— Peter Morris
91— Thomas Langer
2000—Corte McGuffey
04— Cable Rohloff
06— Reed Doughty

UNI

81— Owen Dockter

NORTHERN MICH.

73— Guy Falkenhagen
81— Phil Kessel
86— Keith Nelsen

NORTHWEST MO. ST.

82— Robert Gregory
97— Greg Teale

NORTHWESTERN

70— * Bruce Hubbard
74— Steven Craig
77— Randolph Dean
81— Charles Kern
96— Salvatore Valenzisi
Ryan Padgett
99— Barry Gardner

NORTHWESTERN ST.

95— John Dippel
2000—William Broussard
02— Grayson Tennis

NORWICH

68— Richard Starbuck
74— Matthew Hincks

NOTRE DAME

67— Frederick Schnurr
68— James Smithberger
69— George Kunz
70— Michael Oriard
71— Lawrence DiNardo
72— Thomas Gatewood
73— Gregory Marx
74— David Casper
75— Peter Demmerle
Reggie Barnett

79— Joseph Restic
81— Thomas Gibbons
82— John Krimm Jr.
86— Gregory Dingsen
89— Reginald Ho
94— Timothy Ruddy

OCCIDENTAL

66— James Wanless
67— Richard Verry
69— John St. John
78— Richard Fry
80— * Timothy Bond
89— * Curtis Page
95— Davin Lundquist

OHIO

78— * Robert Weidaw
80— Mark Geisler

OHIO NORTHERN

79— Mark Palmer
82— Larry Egbert

OHIO ST.

65— Arnold Chonko
66— Donald Unverferth
67— Ray Pryor
69— David Foley
71— Rex Kern
74— Randolph Gradishar
76— Brian Baschnagel
77— William Lukens
80— James Laughlin
84— John Frank
85— David Crecelius
86— Michael Lanese
97— Greg Bellisari
2004—Benjamin Hartssock

OKLAHOMA

72— Larry Jack Mildren Jr.
73— Joe Wylie
81— Jay Jimerson
89— Anthony Phillips

91— Michael Sawatzky
2001—Nicholas Kempenich

OKLAHOMA ST.

83— * Doug Freeman
2003—Kyle Eaton

OLIVET

75— William Ziem

OREGON

79— * Willie Blasher Jr.
91— William Musgrave
2002—Ryan Schmid

OREGON ST.

69— William Enyart
69— * Jerry Belcher

PACIFIC

72— * Byron Cosgrove
78— Brian Peets
80— Bruce Filarsky

PENN

68— Ben Mortensen
95— Michael Turner
98— John Bishop
99— David Rader
2004—Peter Veldman

PENN ST.

66— Joseph Bellas
67— John Runnells III
71— Robert Holuba
72— David Joyner
73— Bruce Bannon
74— Mark Markovich
75— John Baiorunos
79— * Charles Correal
80— * Michael Guman
81— John Walsh
84— Harry Hamilton
85— Douglas Strange
87— Brian Silverling
90— Roger Thomas Duffy
94— Craig Fayak
95— Charles Pittman
2000—Travis Forney
03— Joseph Iorio

PITTSBURGH

79— Jeff Delaney
86— Robert Schilken
89— Mark Stepnoski

POMONA-PITZER

69— * Lee Piatek
77— Scott Borg
83— * Calvin Oishi
85— * Derek Watanabe
88— Edward Irick
93— Torin Cunningham

PORTLAND ST.

79— John Urness

PRINCETON

67— Charles Peters
69— Richard Sandler
70— Keith Mauney
76— Ronald Beible
81— Mark Bailey
83— Brent Woods
86— James Petrucci
87— John Hammond
97— Marc Washington Jr.
99— Alexander Sierk

PUGET SOUND

68— Stephen Doolittle
79— * Patrick O'Loughlin
83— * Anthony Threlkeld

PURDUE

70— Michael Phipps
74— Robert Hoffiezer
75— Lawrence Burton

RANDOLPH-MACON

98— Joseph Seetoo

REDLANDS

65— Robert Jones
97— Morgan Bannister

RENSELAE

67— Robert Darnall
69— John Contento

RHODES

71— John Churchill
79— * Philip Mischke
81— Jeffrey Lane
83— * Russell Ashford
85— * John Foropoulos
89— James Augustine
2002—Christopher Huff

RICE

81— * Lamont Jefferson
91— Donald Hollas
96— James Lamy

RICHMOND

86— Leland Melvin

RIPON

65— Phillip Steans
69— Steven Thompson
80— Thomas Klofta

ROBERT MORRIS

2005—Jonathan LeDonne

RUTGERS

90— Steven Tardy

SAGINAW VALLEY

2005—Neil Baumgartner

ST. CLOUD ST.

90— Richard Rodgers

ST. FRANCIS (PA.)

87— Christopher Tantlinger
99— Matthew Farabaugh

ST. JOHN'S (MINN.)

92— Denis McDonough
96— Christopher Palmer

ST. JOSEPH'S (IND.)

80— Michael Bettinger

ST. NORBERT

66— Michael Ryan
88— Matthew Lang

ST. PAUL'S

80— Gerald Hicks

ST. THOMAS (MINN.)

75— Mark Dienhart
97— Christopher Esterley
2000—Greg Kaiser
03— Jacob Barkley
Andrew Hilliard

SAN DIEGO

96— Douglas Popovich
2000—Michael Stadler
05— Todd Mortensen

SAN DIEGO ST.

99— Scott Auerbach

SANTA CLARA

72— Ronald Sani
77— Mark Tiernan
81— * David Alfaro
85— Alexis Vlahos
87— Patrick Sende

SEWANEE

65— Frank Stubblefield
66— Douglas Paschall
69— James Beene
71— John Popham IV
77— Dudley West
82— Gregory Worsowicz
Domenick Reina
83— Michael York
84— Michael Jordan
93— Jason Forrester
94— Frederick Cravens
96— Stephen Tudor
2003—Benjamin Tuck

SHIPPENSBURG

77— Anthony Winter

SIMPSON

71— Richard Clogg
74— Hugh Lickiss
90— Roger Grover
94— Chad Earwood

SLIPPERY ROCK

98— David Sabolcik Jr.
2000—Tim Kusniez

SOUTH CAROLINA

67— Steven Stanley Juk Jr.

SOUTH DAKOTA

79— Michael Schurrer
87— Todd Salat
93— Jason Seurer
2004—Jarrod Edelen

SOUTH DAKOTA ST.

80— Charles Loewen
81— Paul Kippley
88— Daniel Sonnek
95— Jacob Hines
2002—Joshua Ranek
04— Scott Connot

SOUTHEASTERN LA.

74— William Percy Jr.

SOUTHEASTERN OKLA.

2001—Joe Jones

SOUTHERN U.

70— Alden Roche

SOUTHERN CALIFORNIA

66— Charles Arrobio
69— Steven Sogge
70— Harry Khasigian
Steve Lehmer

74— Monte Doris
75— Patrick Haden
76— Kevin Bruce

78— Gary Bethel
80— Brad Budde
Paul McDonald

81— Gordon Adams
* Jeffrey Fisher

85— Duane Bickett
86— Anthony Colorito
* Matthew Koart

87— Jeffrey Bregel
90— John Jackson
96— Jeremy Hogue
97— Matthew Keneley

SMU

83— * Brian O'Meara
85— * Monte Goen
87— David Adamson
93— Cary Brabham

SOUTHERN MISS.

83— Richard Thompson
84— Stephen Carmody

SOUTHERN UTAH

92— Stephen McDowell

STANFORD

65— * Joe Neal
66— * Terry DeSylvia
68— John Root
71— John Sande III
72— Jackie Brown
74— Randall Polit
75— * Keith Rowen
76— Gerald Wilson
77— Duncan McColl
81— Milton McColl
84— John Bergren
85— Scott Carpenter
86— Matthew Soderlund
87— Brian Morris
88— Douglas Robison
95— Stephen Stenstrom
96— Eric Abrams
David Walker
97— Marlon Evans

STONEHILL

93— Kevin Broderick

SUSQUEHANNA

77— Gerald Huesken
82— Daniel Distasio
2001—David Wonderlick

SWARTHMORE

72— Christopher Leinberger
83— * John Walsh

SYRACUSE

78— * Robert Avery
86— Timothy Green
94— Patrick O'Neill
95— Eric Chenoweth

TEMPLE

74— Dwight Fulton

TENNESSEE

71— Donald Denbo
Timothy Priest
77— Michael Mauck
81— Timothy Irwin
98— Peyton Manning

TENNESSEE TECH

2002—Grant Swallows

TEXAS

69— Corbin Robertson Jr.
71— Willie Zapalac Jr.
73— * Michael Bayer
74— Patrick Kelly
75— Wade Johnston
76— Robert Simmons
77— William Hamilton
97— Patrick Fitzgerald

TEXAS-ARLINGTON

69— Michael Baylor

UTEP

80— Eddie Forkerway
89— Patrick Hegarty
92— Robert Sesich

TEXAS A&M

69— Edward Hargett
71— David Elmendorf
72— Stephen Luebbehusen
88— Kip Corrington

TCU

67— John Richards
68— Eldon Gresham Jr.
73— Scott Walker
75— Terry Drennan
88— J. Clinton Hailey
2004—Nicholas Browne

TEXAS SOUTHERN

65— Leon Hardy

TEXAS ST.

82— Michael Miller

TEXAS TECH

65— James Ellis Jr.
68— John Scovell
75— Jeffrey Jobe
78— * Richard Arledge
85— * Bradford White
90— Thomas Mathiasmeier
2000—Jesse Cockrum

THOMAS MORE

98— Michael Bramlage Jr.

TOLEDO

82— Tad Wampfler
89— Kenneth Moyer
95— Chadd Dehn
97— Craig Dues
2002—Todd France
03— Christopher Tuminello

TOWSON

2003—Benjamin Whitacre

TRINITY (CONN.)

67— * Howard Wrzosek
68— Keith Miles

TRINITY (TEX.)

84— * Peter Broderick
95— Martin Thompson
98— Mark Byarlay
Jack Doran
2000—Bo Edwards

TROY

75— Mark King

TRUMAN

83— Roy Pettibone
99— Thomas Hernandez
2004—Tameem Yehyawi

TUFTS

65— Peter Smith
70— Robert Bass
79— * Don Leach
80— * James Ford
82— * Brian Gallagher
87— Robert Patz
92— Paulo Oliveira

TULSA

67— * Larry Williams
75— James Mack Lancaster II
98— Levi Gillen

TUSKEGEE

68— James Greene

UCLA

67— * Raymond Armstrong
Dallas Grider
70— Gregory Jones
74— Steven Klosterman
76— John Sciarra
77— Jeffrey Dankworth
78— John Fowler Jr.
83— Cormac Carney
84— Richard Neuheisel
86— Michael Hartmeier
90— Richard Meyer
93— Carlton Gray
96— George Kase
99— Shawn Stuart
Christian Sailer
2000—Danny Farmer

UNION (N.Y.)

88— Richard Romer

UTAH

81— James Baldwin
93— Steven Young
95— Jason Jones
2001—Kimball Christianson
05— Morgan Scalley

UTAH ST.

67— Ronnie Edwards
68— Garth Hall
70— Gary Anderson
76— Randall Stockham

VALDOSTA ST.

95— Christopher Hatcher

VALPARAISO

75— * Richard Seall

VANDERBILT

73— Barrett Sutton Jr.
75— Douglas Martin
2003—Hunter Hillenmeyer

VILLANOVA

77— David Graziano
89— Richard Spugnardi

VIRGINIA

67— Frederick Jones
83— Patrick Chester
94— Thomas Burns Jr.
96— Patrick Jeffers
98— Stephen Phelan Jr.

VMI

79— Robert Bookmiller
80— Richard Craig Jones

VIRGINIA TECH

73— Thomas Carpenito
97— Brandon Semonos

WABASH

74— * Mark Nicolini
81— * Melvin Gore
83— David Broecker
87— James Herrmann
92— William Padgett

WAKE FOREST

70— Joseph Dobner
74— * Daniel Stroup
76— Thomas Fehring
78— * Michael McGlamry
83— Philip Denfeld
87— Toby Cole Jr.

WARTBURG

75— Conrad Mandsager
76— James Charles Peterson
82— * Rod Feddersen
94— Koby Kreinbring
96— Vincent Penningroth
2005—Mark Giesmann

WASHINGTON

65— William Douglas
67— Michael Ryan
72— * James Krieg
73— John Brady

77— Scott Phillips
 78— Blair Bush
 80— Bruce Harrell
 82— Mark Jerue
 83— Charles Nelson
 Mark Stewart
 88— David Rill
 92— Edward Cunningham
 97— David Janoski
 2001—Marques Tuiaosopo

WASHINGTON-ST. LOUIS
 94— Aaron Keen
 98— Bradley Klein
 2005—John Woock

WASH. & JEFF.

70— Edward Guna
 82— Max Regula
 91— David Conn
 93— Raymond Cross Jr.
 95— Michael Jones
 2002—Matthew Dietz

WASH. & LEE

70— Michael Thornton
 74— William Wallace Jr.
 78— Jeffrey Slatcoff
 79— Richard Wiles
 80— * Scott Smith
 81— Lonnie Nunley III
 89— Michael Magoline
 2003—John Melillo

WASHINGTON ST.

67— Richard Sheron
 68— A. Douglas Flansburg
 83— Gregory Porter
 84— Patrick Lynch Jr.
 85— Daniel Lynch

WAYNE ST. (MICH.)

76— Edward Skowneski Jr.
 81— Phillip Emery

WEBER ST.

68— Phillip Tuckett

74— * Douglas Smith
 92— David Hall
 94— Deric Gurley
 98— Cameron Quayle

WESLEY

2005—Rocky Myers

WESLEYAN (CONN.)

67— John Dwyer
 69— Stuart Blackburn
 71— James Lynch
 78— John McVicar
 2000—Matt Perceval

WEST TEX. A&M

75— * Ben Bentley
 82— Kevin Dennis

WEST VIRGINIA

74— Ade Dillion
 * Daniel Larcamp
 82— Oliver Luck

WESTERN CARO.

94— Thomas Jackson III

WESTERN ILL.

89— Paul Singer
 2005—Justin Langan

WESTERN KY.

72— Jimmy Barber
 80— Charles DeLacey

WESTERN MICH.

68— Martin Barski
 71— Jonathan Bull

WESTERN N.M.

68— Richard Mahoney

WESTERN ST.

98— Jason Eves

WESTMINSTER (PA.)

99— Brian Mihok

WHEATON (ILL.)

89— David Lauber

93— Bart Moseman
 96— Pedro Arruza
 99— Timothy Hardy
 2006—Andrew Day

WHITTIER

76— John Getz
 79— Mark Deven
 87— * Timothy Younger

WIDENER

2002—Timothy Hess

WILLAMETTE

87— * Gerry Preston

WILLIAM & MARY

78— G. Kenneth Smith
 80— Clarence Gaines
 85— Mark Kelso

WILLIAM JEWELL

66— Charles Scrogin
 70— Thomas Dunn
 John Johnston

WILLIAMS

65— Jerry Jones
 72— John Murray
 95— Nathan Sleeper
 96— Medley Gatewood

WINONA ST.

95— Nathan Gruber

WINSTON-SALEM

84— Eddie Sauls

WISCONSIN

66— David Fronck
 80— Thomas Stauss
 82— * David Mohapp
 83— Mathew Vanden Boom

WIS.-LA CROSSE

97— Troy Harcey

WIS.-OSHKOSH

2000—Craig Pierstorff

WIS.-PLATTEVILLE

87— Michael Hintz

WIS.-STEVENS POINT

98— Joel Hornby
 2000—Andy Palzkil

WIS.-WHITEWATER

96— Scott Hawig
 2002—Peter Katz

WITTENBERG

82— William Beach
 98— Kent Rafey
 2004—Harold Ivery

WOOSTER

80— Edward Blake Moore
 2000—Matt Mahaffey

WYOMING

74— Steven Cockreham
 85— Bob Gustafson
 89— Randall Welniak
 96— Joseph Cummings
 98— Jay Korth
 Cory Wedel
 2005—Trenton Franz

XAVIER (OHIO)

65— William Eastlake

YALE

66— * James Groninger
 67— Howard Hilgendorf Jr.
 69— Frederick Morris
 71— Thomas Neville
 72— David Bliss
 75— John Burkus
 77— * Stone Phillips
 79— William Crowley
 82— Richard Diana
 91— Vincent Mooney
 96— Matthew Siskosky

YOUNGSTOWN ST.

96— Mark Brungard

Academic All-America Hall of Fame

Since its inception in 1988, 49 former NCAA football players have been inducted into the GTE Academic all-America Hall of Fame. They were selected from among nominees by the College Sports Information Directors of America from past Academic all-Americans of the 1950s, '60s, '70s, '80s and '90s. Following are the football selections by the year selected and each player's team, position and last year played:

1988

Pete Dawkins, Army, HB, 1958
 Pat Haden, Southern California, QB, 1974
 Rev. Donn Moomaw, UCLA, LB, 1953
 Merlin Olsen, Utah St., T, 1961

1989

Carlos Alvarez, Florida, WR, 1971
 Willie Bogan, Dartmouth, DB, 1970
 Steve Bramwell, Washington, DB, 1965
 Joe Romig, Colorado, G, 1961
 Jim Swink, TCU, B, 1956
 John Wilson, Michigan St., DB, 1952

1990

Joe Theismann, Notre Dame, QB, 1970
 Howard Twilley, Tulsa, TE, 1965

1991

Terry Baker, Oregon St., QB, 1962
 Joe Holland, Cornell, RB, 1978
 David Joyner, Penn St., OT, 1971
 Brock Strom, Air Force, T, 1958

1992

Alan Ameche, Wisconsin, RB, 1954
 Stephen Eisenhauer, Navy, G, 1953
 Randy Gradishar, Ohio St., LB, 1973

1993

Raymond Berry, SMU, E, 1954
 Dave Casper, Notre Dame, E, 1973
 Jim Grabowski, Illinois, FB, 1965

1994

Richard Mayo, Air Force, QB, 1961

Lee Roy Selmon, Oklahoma, DT, 1975

1995

Pat Richter, Wisconsin, E, 1962

1996

Wade Mitchell, Georgia Tech, QB, 1956
 Bob Thomas, Notre Dame, K, 1973
 Byron "Whizzer" White, Colorado, HB, 1937 (honorary selection)

1997

Todd Blackledge, Penn St., QB, 1983
 Tim Foley, Purdue, DB, 1970

1998

Bernie Kosar, Miami (Fla.), QB, 1984
 Jack Mildren, Oklahoma, QB, 1971
 Marv Levy, Coe, RB, 1949 (honorary selection)

1999

John Fowler, UCLA, LB, 1978
 Chad Hennings, Air Force, DL, 1988

2000

Oliver Luck, West Virginia, QB, 1981

2001

Cris Collinsworth, Florida, WR, 1980
 John R. Hall, Vanderbilt, G, 1954

2002

Richard Balzhiser, Michigan, FB, 1955

2003

Kip Corrington, Texas A&M, DB, 1987
 Chris Howard, Air Force, RB, 1991
 Steve Young, Brigham Young, QB, 1984

2004

Gill Beck, Appalachian St., C, 1977
 Rolf Benirschke, UC Davis, K, 1976
 Terry Hoage, Georgia, DB, 1983
 Dave Rimmington, Nebraska, C, 1982

2005

Cormac Carney, UCLA, WR, 1983

2006

Robert Burger, Notre Dame, OL, 1980
 Tim Green, Syracuse, DL, 1985

Academic All-Americans by School

Academic all-America football teams have been selected by the College Sports Information Directors of America (CoSIDA), a 2,000-member organization, since 1952. Since the program's inception, CoSIDA has bestowed Academic all-America honors on more than 14,000 student-athletes in Divisions I, II and III, and the NAIA, covering all NCAA championship sports. To be eligible, student-athletes must be regular performers and have at least a 3.200 grade-point average (on a 4.000 scale) during their college careers. University division teams (I-A and I-AA) are complete in this list, but college division teams (II, III, NAIA) before 1970 are missing from CoSIDA archives, with few exceptions. Following are all known first-team selections:

ABILENE CHRISTIAN

63—Jack Griggs, LB
70—Jim Lindsey, QB
74—Greg Stirman, E
76—Bill Curbo, T
77—Bill Curbo, T
87—Bill Clayton, DL
88—Bill Clayton, DL
89—Bill Clayton, DL
90—Sean Grady, WR

ADRIAN

84—Steve Dembowski, QB
94—Jay Overmyer, DB

AIR FORCE

58—Brock Strom, T
59—Rich Mayo, B
60—Rich Mayo, B
70—Ernie Jennings, E
71—Darryl Haas, LB/K
72—Bob Homburg, DE
Mark Prill, LB
73—Joe Debes, OT
74—Joe Debes, OT
78—Steve Hoog, WR
81—Mike France, LB
83—Jeff Kubiak, P
86—Chad Hennings, DL
87—Chad Hennings, DL
88—David Hlatky, OL
90—Chris Howard, RB
92—Grant Johnson, LB

AKRON

80—Andy Graham, PK

UAB

97—Johnny Rea, OL

ALABAMA

61—Tommy Brooker, E
Pat Trammell, B
64—Gaylon McCollough, C
65—Steve Sloan, QB
Dennis Homan, HB
67—Steve Davis, K
Bob Childs, LB
70—Johnny Musso, HB
71—Johnny Musso, HB
73—Randy Hall, DT
74—Randy Hall, DT
75—Danny Ridgeway, KS
79—Major Ogilvie, RB

ALABAMA A&M

89—Tracy Kendall, QB
90—Tracy Kendall, QB

ALBANY (N.Y.)

86—Thomas Higgins, OT
87—Thomas Higgins, OT
94—Andy Shein, WR
95—Rich Tallarico, OL
2000—J.T. Herfurth, OL
03—Victor Camacho, LB

ALBION

82—Bruce Drogosch, LB
86—Michael Grant, DB
90—Scott Bissell, DB
93—Eric Baxmann, LB
Jeffrey Shooks, P
94—Jeffrey Shooks, P
95—David Lefere, DB
96—David Lefere, DB

ALBRIGHT

2004—Nick Cushman, WR

ALFRED

89—Mark Szykowski, OL

ALLEGHENY

81—Kevin Baird, P
91—Adam Lechman, OL
Darren Hadlock, LB

ALMA

86—Greg Luczak, TE
98—Rick Brands, PK
99—Dustin Armstrong, DB

AMERICAN INT'L

81—Todd Scyocurka, LB
99—Dan Grant, WR

AMHERST

2003—Paul Whiting, DB

ANGELO ST.

98—Kyle Kirk, LB

APPALACHIAN ST.

77—Gill Beck, C
92—D.J. Campbell, QB

ARIZONA

68—Mike Moody, OG
75—Jon Abbott, LB
76—Jon Abbott, T/LB
77—Jon Abbott, T/LB
79—Jeffrey Whitton, DL
87—Charles Cecil, DB
96—Wayne Wyatt, OL

ARIZONA ST.

66—Ken Dyer, OE
88—Mark Tingstad, LB
97—Patrick Tillman, LB

ARKANSAS

57—Gerald Nesbitt, FB
61—Lance Alworth, B
64—Ken Hatfield, B
65—Randy Stewart, C
Jim Lindsey, HB
Jack Brasuell, DB
68—Bob White, K
69—Bill Burnett, HB
Terry Stewart, DB
78—Brad Shoup, DB

ARK.-MONTICELLO

85—Ray Howard, OG
88—Sean Rochelle, QB

ARKANSAS ST.

59—Larry Zabrowski, OT
61—Jim McMurray, QB

ARKANSAS TECH

90—Karl Kuhn, TE
91—Karl Kuhn, TE
2000—Robert Bayer, DL
Paul Peletz, PK
01—Robert Bayer, DL

ARMY

55—Ralph Chesnauskas, E
57—James Kernan, C
Pete Dawkins, HB
58—Pete Dawkins, HB
59—Don Usry, E
65—Sam Champi, DE
67—Bud Neswiacheny, DE
69—Theodore Shadid, C

89—Michael Thorson, DB
92—Mike McElrath, DB
94—Eric Oliver, LB
2001—Brandon Perdue, DL

ASHLAND

73—Mark Gulling, DB
74—Ron Brown, LB
76—Dan Bogden, E
77—Bruce Niehm, LB
81—Mark Braun, C
91—Thomas Shibban, RB
93—Jerry Spatny, DL
96—Chad DiFranco, DB

AUBURN

57—Jimmy Phillips, E
59—Jackie Burkett, C
60—Ed Dyas, B
65—Bill Cody, LB
69—Buddy McClinton, DB
74—Bobby Davis, LB
75—Chuck Fletcher, DT
76—Chris Vacarella, RB
84—Gregg Carr, LB
94—Matt Hawkins, PK

AUGSBURG

81—Paul Elliott, DL
97—Ted Schultz, TE

AUGUSTANA (ILL.)

75—George Wesbey, T
80—Bill Dannehl, WR
84—Steve Sanders, OT
85—Steve Sanders, OT
95—Ryan Carpenter, OL
96—Ryan Carpenter, OL
97—Chris Meskan, OL
98—Chris Meskan, OL
2000—MacKenzie Hay, OL
01—Todd Baldwin, DB
02—Todd Baldwin, DB
03—Adam Guy, DB
04—Mike Clark, K

AUGUSTANA (S.D.)

72—Pat McNeerney, T
73—Pat McNeerney, T
74—Jim Clemens, G
75—Jim Clemens, C
77—Stan Biondi, K
86—David Gubbrud, DL
87—David Gubbrud, DL
88—David Gubbrud, LB
89—David Gubbrud, LB
96—Mitchell Pruett, TE
97—Thayne Munce, OL

AUSTIN

81—Gene Branum, PK
99—Joe Fox, OL

AUSTIN PEAY

74—Gregory Johnson, G
2005—Jordan Richardson, DL

BAKER

61—John Jacobs, B

BALDWIN-WALLACE

70—Earl Stolberg, DB
72—John Yezerski, G
78—Roger Andrachik, RB
Greg Monda, LB
81—Chuck Krajacic, OG
88—Shawn Gorman, P
91—Tom Serdinak, P
93—Adrian Allison, DL
David Coverdale, DL
94—David Coverdale, DL
2001—Matt Kish, OL
02—Matt Kish, OL
03—Joe Harbour, OL

BALL ST.

83—Rich Chitwood, C
85—Ron Duncan, TE
86—Ron Duncan, TE
87—Ron Duncan, TE
88—Ted Ashburn, OL
Greg Shackelford, DL
89—Ted Ashburn, OL
David Haugh, DB

91—Troy Hoffer, DB
92—Troy Hoffer, DB
2002—Travis Barclay, OL
03—Travis Barclay, OL

BATES

82—Neal Davidson, DB

BAYLOR

61—Ronnie Bull, RB
62—Don Trull, QB
63—Don Trull, QB
76—Cris Quinn, DE
89—Mike Welch, DB
90—Mike Welch, DB
96—Ty Aiteberry, P
2005—Daniel Sepulveda, P

BELOIT

90—Shane Stadler, RB

BENEDICTINE (ILL.)

2002—Patrick Ryan, DL

BENTLEY

2000—Brian Holland, DB

BETHANY (KAN.)

86—Wade Gaeddert, DB

BETHANY (W.V.)

2001—Eugene Ochap, OL

BETHEL (MINN.)

2001—Hans Bengston, DB
03—Matt Wassink, LB

BLOOMSBURG

83—Dave Pepper, DL

BOISE ST.

71—Brent McIver, IL
73—Glenn Sparks, G
78—Sam Miller, DB

BOSTON COLLEGE

77—Richard Scudellari, LB
86—Michael Degnan, DL

BOSTON U.

83—Steve Shapiro, K
85—Brad Hokin, DB
93—Andre Maksimov, OL
94—Andre Maksimov, OL

BOWDOIN

84—Mike Siegel, P
93—Michael Turnelle, DB

BOWLING GREEN

75—John Boles, DE
89—Pat Jackson, LB
90—Pat Jackson, TE

BRIGHAM YOUNG

73—Steve Stratton, RB
80—Scott Phillips, RB
81—Dan Plater, WR
87—Chuck Cutler, WR
88—Chuck Cutler, WR
Tim Clark, DL

89—Fred Whittingham, RB

90—Andy Boyce, WR

93—Eric Drage, WR

2000—Jared Lee, DB

01—Ryan Denney, DL

BROCKPORT ST.

97—Tom Massey, DB
98—Tom Massey, DB

BROWN

81—Travis Holcombe, OG
82—Dave Folsom, DB
86—Marty Edwards, C
87—John Cuzzo, C
2004—Nick Hartigan, RB
05—Nick Hartigan, RB

BUCKNELL

72—Douglas Nauman, T
John Ondrasik, DB
73—John Dailey, LB
74—Steve Leskinen, T
75—Larry Brunt, E
76—Larry Brunt, E
84—Rob Masonis, RB
Jim Reilly, TE

86—Mike Morrow, WR
91—David Berardinelli, WR
92—David Berardinelli, WR

BUENA VISTA

99—Ben Smith, RB
2004—Michael Irvin, LB

BUFFALO

63—Gerry Philbin, T
84—Gerry Quinlivan, LB
85—James Dunbar, C
86—James Dunbar, C
98—Dan Poulsen, DL

BUFFALO ST.

87—Clint Morano, OT

BUTLER

84—Steve Kollias, L
98—Nick Batalis, OL
Mike Goletz, DL
99—Mike Goletz, LB

C.W. POST

70—Art Canario, T
75—Frank Prochilo, RB
84—Bob Jahelka, DB
93—Jim Byrne, WR

CALIFORNIA

67—Bob Crittenden, DG
70—Robert Richards, OT
82—Harvey Salem, OT

UC DAVIS

72—Steve Algeo, LB
75—Dave Gellerman, LB
90—Mike Shepard, DL
98—Wes Terrell, TE

UC RIVERSIDE

71—Tyrone Hooks, HB

CALIFORNIA (PA.)

2005—Lloyd Price, LB

CAL LUTHERAN

81—John Walsh, OT

CANISIUS

82—Tom Schott, WR
83—Tom Schott, TE
86—Mike Panepinto, RB
2000—Jake Coppola, WR

CAPITAL

70—Ed Coy, E
83—Mike Linton, G
85—Kevin Sheets, WR
2002—Trevor Alexander, DL

CARLETON

92—Scott Hanks, TE

CARNEGIE MELLON

76—Rick Lackner, LB
Dave Nackoul, E
84—Roger Roble, WR
87—Bryan Roessler, DL
Chris Haupt, LB
89—Robert O'Toole, LB
90—Frank Bellante, RB
Robert O'Toole, LB
94—Aaron Neal, TE
Merle Atkinson, DL
98—Jason Funke, DB
2005—Bryan LeBude, OL
Aaron Lewis, DB

CARROLL (WIS.)

76—Stephen Thompson, QB

CARSON-NEWMAN

61—David Dale, E
93—Chris Horton, OL
94—Chris Horton, OL
2000—Keith Akard, DL

CARTHAGE

61—Bob Halsey, B
77—Mark Phelps, QB

CASE RESERVE

75—John Kosko, T
82—Jim Donnelly, RB
83—Jim Donnelly, RB
84—Jim Donnelly, RB
88—Chris Hutter, TE
90—Michael Bissler, DB
95—Doug Finefrock, LB

96—Tom Mager, LB
Kenyon Meadows, DL
2000—Tim Gustafason, DL
05—Santo Maimone, DB

CENTRAL (IOWA)

79—Chris Adkins, LB
85—Scott Lindrell, LB
86—Scott Lindrell, LB
91—Rich Kacmarynski, RB

CENTRAL ARK.

2002—Landon Trusty, TE
03—Landon Trusty, TE
05—Cory Cangelosi, DB

CENTRAL MICH.

70—Ralph Burde, DL
74—Mike Franckowiak, QB
John Wunderlich, T
79—Mike Ball, WR
84—John DeBoer, WR
91—Jeff Bender, QB
2001—Rob Turner, WR

CENTRAL MO. ST.

97—Shane Meyer, PK

CENTRE

84—Teel Bruner, DB
85—Teel Bruner, DB
89—Bryan Ellington, DB
91—Eric Horstmeyer, WR

CHADRON ST.

73—Jerry Sutton, LB
75—Bob Lacey, KS
79—Jerry Carder, TE
95—Corey Campbell, RB
99—Casey Beran, DL

CHAPMAN

96—Matt Hertzler, OL
97—Matt Hertzler, OL

CHEYNEY

75—Steve Anderson, G

CHICAGO

87—Paul Haar, OG
88—Paul Haar, OL
93—Frank Baker, RB

CINCINNATI

81—Kari Yli-Renko, OT
90—Kyle Stroh, DL
91—Kris Bjorson, TE
97—John Kobalka, DL

CITADEL

63—Vince Petno, E
76—Kenny Caldwell, LB
77—Kenny Caldwell, LB
78—Kenny Caldwell, LB
87—Thomas Frooman, RB
89—Thomas Frooman, RB

CLARION

96—Steve Witte, RB

CLEMSON

59—Lou Cordileone, T
78—Steve Fuller, QB
99—Kyle Young, OL
2000—Chad Carson, LB
Kyle Young, OL
01—Chad Carson, LB
Kyle Young, OL

COAST GUARD

70—Charles Pike, LB
71—Bruce Melnick, QB
81—Mark Butt, DB

COASTAL CARO.

2005—Josh Hoke, PK

COE

93—Marcus Adkins, DL
2000—Timothy Vinyard, QB

COLGATE

78—Angelo Colosimo, RB
79—Angelo Colosimo, RB
85—Tom Stenglein, WR
89—Jeremy Garvey, TE
2003—John Frieser, TE

COLORADO

60—Joe Romig, G
61—Joe Romig, G

67—Kirk Tracy, OG

70—Jim Cooch, DB
73—Rick Stearns, LB
74—Rick Stearns, LB
75—Steve Young, DT
87—Eric McCarty, LB
90—Jim Hansen, OL
91—Jim Hansen, OL
92—Jim Hansen, OL
96—Ryan Olson, DL
97—Ryan Olson, DL

COLORADO COL.

96—Ryan Egeland, OL
Ryan Haygood, DL

COLORADO MINES

72—Dave Chambers, RB
83—Charles Lane, T

COLORADO ST.

55—Gary Glick, B
69—Tom French, OT
86—Steve Bartalo, RB
95—Greg Myers, DB
98—Mike Newell, OL
Nate Kvamme, LB
2002—Eric Pauly, LB

COLORADO ST.-PUEBLO

83—Dan DeRose, LB

COLUMBIA

52—Mitch Price, B
53—John Gasella, T
56—Claude Benham, B
71—John Sefcik, HB

CONCORDIA-ST. PAUL

2000—Andrew Fleischman, OL

CORNELL

77—Joseph Holland, RB
78—Joseph Holland, RB
82—Derrick Harmon, RB
83—Derrick Harmon, RB
85—Dave Van Metre, DL
2003—Kevin Rooney, DL

CORNELL COLLEGE

72—Rob Ash, QB
Dewey Birkhofer, S
76—Joe Lauterbach, G

Tom Zinkula, DT

77—Tom Zinkula, DT
78—Tom Zinkula, DL
82—John Ward, WR
91—Bruce Feldmann, QB
92—Brent Sands, DB
93—Mark McDermott, DB
94—Mark McDermott, DB
95—Mike Tressel, DB
97—Matt Weiss, DL
98—Matt Weiss, DL

CULVER-STOCKTON

95—Mason Kaiser, DB

DARTMOUTH

70—Willie Bogan, DB
83—Michael Patsis, DB
87—Paul Sorensen, LB
88—Paul Sorensen, LB
90—Brad Preble, DB
91—Mike Bobo, WR
Tom Morrow, LB
92—Russ Torres, RB
94—David Shearer, WR
Zach Lehman, DL
97—Dominic Lanza, OL

DAVIDSON

2005—Kyle Kinsell, DL

DAYTON

71—Tim Quinn, LB
72—Tim Quinn, DT
79—Scott Terry, QB
84—Greg French, K
David Kemp, LB
Jeff Slayback, L
85—Greg French, K
86—Gerry Meyer, OT
91—Brett Cuthbert, DB
Dan Rosenbaum, DB
92—Steve Lochow, DL
Dan Rosenbaum, DB
93—Steve Lochow, DL
Brad Mager, DB

94—David Overhoiser, RB
96—Josh Lemmon, OL
98—Jacob Jones, RB
99—Jimmy Lee, RB
2001—Mark Kasmer, LB
Marty McNamara, DB
02—Mark Kasmer, DB
03—Doug Jones, DB
Nick Sellett, OL

DEFIANCE

80—Jill Bailey, OT
Mark Bockelman, TE

DELAWARE

70—Yancey Phillips, T
71—Robert Depew, DE
72—Robert Depew, DE
2004—Ben Cross, DL

DELAWARE VALLEY

84—Dan Glowatski, WR

DELTA ST.

70—Hal Posey, RB
74—Billy Hood, E
Ricky Lewis, LB
Larry Miller, RB
75—Billy Hood, E
78—Terry Moody, DB
79—Charles Stavley, G

DENISON

75—Dennis Thome, LB
87—Grant Jones, DB
98—Jonathan Dunham, DB
99—Jonathan Dunham, DB

DePAUW

70—Jim Ceaser, LB
71—Jim Ceaser, LB
73—Neil Oslos, RB
80—Jay True, WR
85—Tony deNicola, QB
87—Michael Sherman, DB
90—Tom Beaulieu, DL
91—Tom Beaulieu, DL
Matt Nelson, LB
94—Mike Callahan, LB

DICKINSON

74—Gerald Ulrich, RB
79—Scott Mumma, RB

DRAKE

74—Todd Gaffney, KS
83—Tom Holt, RB
2005—Chris Daniels, DL

DREXEL

70—Lynn Ferguson, S

DUBUQUE

80—Tim Finn, RB

DUKE

66—Roger Hayes, DE
67—Bob Lasky, DT
70—Curt Rawley, DT
86—Mike Diminick, DB
87—Mike Diminick, DB
88—Mike Diminick, DB
89—Doug Key, DL
93—Travis Pearson, DL

DUQUESNE

2003—Mike Hillard, RB

EAST STROUDSBURG

84—Ernie Siegrist, TE
2004—Matt Crispell, DB

EAST TENN. ST.

71—Ken Oster, DB

EASTERN ILL.

95—Tim Carver, LB

EASTERN KY.

77—Steve Frommeyer, S

EASTERN N.M.

80—Tom Sager, DL
81—Tom Sager, DL
2003—Ty Touchstone, DB
04—Ty Touchstone, DB

EASTERN WASH.

97—Jeff Ogden, WR
Steve Mattson, DL
2002—Kyler Randall, WR
03—Kyler Randall, WR

ELON

73—John Rascoe, E
79—Bryan Burney, DB
2004—Brandon Mason, OL

EMORY & HENRY

71—Tom Wilson, LB
2000—Nathan Tuck, WR

EMPORIA ST.

79—Tom Lingg, DL
2002—Tyler Paul, RB
03—Brad Johnson, DB
Tyler Paul, RB

EVANSVILLE

74—David Mattingly, S
76—Michael Pociask, C
87—Jeffery Willman, TE
97—Sean Bennett, RB

FERRIS ST.

81—Vic Trecha, OT
92—Monty Brown, LB

FINDLAY

97—Bo Hurley, QB

FLORIDA

65—Charles Casey, E
69—Carlos Alvarez, WR
71—Carlos Alvarez, WR
76—David Posey, KS
77—Wes Chandler, RB
80—Cris Collinsworth, WR
91—Brad Culpepper, DL
93—Michael Gilmore, DB
94—Terry Dean, QB
Michael Gilmore, DB
95—Danny Wuerffel, QB
96—Danny Wuerffel, QB

FLORIDA A&M

90—Irvin Clark, DL

FLORIDA ST.

72—Gary Huff, QB
79—William Jones, DB
Phil Williams, WR
80—William Jones, DB
81—Rohn Stark, P
94—Derrick Brooks, LB
96—Daryl Bush, LB
97—Daryl Bush, LB
2000—Christopher Hope, DB
01—Christopher Hope, DB

FORDHAM

90—Eric Schweiker, OL

FORT HAYS ST.

75—Greg Custer, RB
82—Ron Johnson, P
85—Paul Nelson, DL
86—Paul Nelson, DL
89—Dean Gengler, OL
2000—Adam Ryan, P
01—Casey Seyfert, DL

FORT LEWIS

72—Dee Tension, E

FRANK. & MARSH.

77—Joe Fry, DB
78—Joe Fry, DB
2001—Mark Rowand, P

FURMAN

76—Jeff Holcomb, T
85—Brian Jager, RB
88—Kelly Fletcher, DL
89—Kelly Fletcher, DL
Chris Roper, LB
91—Eric Walter, OL
99—Stuart Rentz, RB
2000—Marion Martin, LB

GANNON

2002—John Yurisinec, DB

GEORGETOWN

71—Gerry O'Dowd, HB
86—Andrew Phelan, OG

GEORGETOWN (KY.)

89—Eric Chumbley, OL
92—Bobby Wasson, PK
2001—Eddie Eviston, QB

GEORGIA

60—Francis Tarkenton, QB
65—Bob Etter, K

66—Bob Etter, K
Lynn Hughes, DB
68—Bill Stanfill, DT
71—Tom Nash, OT
Mixon Robinson, DE
77—Jeff Lewis, LB
82—Terry Hoage, DB
83—Terry Hoage, DB
92—Todd Peterson, PK
97—Matt Stinchcomb, OL
98—Matt Stinchcomb, OL
2001—Jon Stinchcomb, OL
02—Jon Stinchcomb, OL

GA. SOUTHERN

95—Rob Stockton, DB
99—Voncillies Allen, DL

GA. SOUTHWESTERN

87—Gregory Slappery, RB

GEORGIA TECH

52—Ed Gossage, T
Cecil Trainer, DE
Larry Morris, LB
55—Wade Mitchell, B
56—Allen Ecker, G
66—Jim Breland, C
W.J. Blaine, LB
Bill Eastman, DB
67—Bill Eastman, DB
80—Sheldon Fox, LB
90—Stefen Scotton, RB
99—Dan Dyke, P
2000—Dan Dyke, P
01—Dan Dyke, P
02—Dan Dyke, P

GETTYSBURG

79—Richard Swartz, LB
2002—Cliff Mason, LB

GRAMBLING

72—Floyd Harvey, RB
93—Gilad Landau, PK

GRAND VALLEY ST.

91—Mark Smith, OL
Todd Wood, DB

GRINNELL

71—Edward Hirsch, E
81—David Smiley, TE
98—Richard Wemer, WR

GROVE CITY

74—Pat McCoy, LB
89—Travis Croll, P

GUST. ADOLPHUS

80—Dave Najarian, DL
81—Dave Najarian, LB
98—Dan Duncan, OL
99—Dan Duncan, OL
2000—Brian Bergstrom, LB
01—Brian Bergstrom, LB
04—Isaac Sieling, LB

HAMLIN

73—Thomas Dufresne, E
89—Jon Voss, TE

HAMPDEN-SYDNEY

82—John Dickinson, OG
90—W.R. Jones, OL
91—David Brickhill, PK

HAMPTON

93—Tim Benson, WR

HARVARD

99—Ben Green, DB

HAWAII

97—Chris Shinnick, DB

HEIDELBERG

82—Jeff Kurtzman, DL
99—Joe Conduah, LB

HENDERSON ST.

98—Lee Daily, LB

HILLSDALE

61—James Richendollar, T
72—John Cervini, G
81—Mark Kellogg, LB
93—Jason Ahee, DB
96—Kyle Wojciechowski, OL

HOLY CROSS

83—Bruce Kozerski, T
85—Kevin Reilly, OT
87—Jeff Wiley, QB
91—Pete Dankert, DL

HOPE

73—Ronald Posthuma, T
79—Craig Groendyk, T
80—Greg Bekius, PK
82—Kurt Brinks, C
84—Scott Jecmen, DB
86—Timothy Chase, OG

HOUSTON

64—Horst Paul, E
76—Mark Mohr, DB
Kevin Rollwage, OT
77—Kevin Rollwage, OT

IDAHO

70—Bruce Langmeade, T

IDAHO ST.

84—Brent Koetter, DB
91—Steve Boyenger, DB
96—Trevor Bell, DB

ILLINOIS

52—Bob Lenzini, DT
64—Jim Grabowski, FB
65—Jim Grabowski, FB
66—John Wright, E
70—Jim Rucks, DE
71—Bob Bucklin, DE
80—Dan Gregus, DL
81—Dan Gregus, DL
82—Dan Gregus, DL
91—Mike Hopkins, DB
92—John Wright Jr., WR
94—Brett Larsen, P
99—Josh Whitman, TE
2000—Josh Whitman, TE

ILLINOIS COL.

80—Jay Wessler, RB
94—Warren Dodson, OL

ILLINOIS ST.

76—Tony Barnes, C
80—Jeff Hembrough, DL
89—Dan Hackman, OL
95—Keith Goodnight, RB
2000—Adam Waugh, LB
01—Adam Waugh, LB

ILL. WESLEYAN

71—Keith Ihlanfeldt, DE
80—Jim Eaton, DL
Rick Hanna, DL
Mike Watson, DB
81—Mike Watson, DB
91—Chris Bisailon, WR
92—Chris Udovich, DL
95—Jason Richards, TE
96—Lon Erickson, QB

INDIANA

67—Harry Gonso, HB
72—Glenn Scolnik, RB
80—Kevin Speer, C
94—John Hammerstein, DL
2005—Will Meyers, DB

INDIANA (PA.)

82—Kenny Moore, DB
83—Kenny Moore, DB

INDIANA ST.

71—Gary Brown, E
72—Michael Eads, E

INDIANAPOLIS

76—William Willan, E
95—Ted Munson, DL
2000—Brad Crawford, OL
03—Troy Tinsley, OL

IONA

80—Neal Kurtti, DL

IOWA

52—Bill Fenton, DE
53—Bill Fenton, DE
75—Bob Elliott, DB
85—Larry Station, LB
2001—Aaron Kampman, DL
05—Michael Elgin, OL

IOWA ST.

52—Max Burkett, DB
82—Mark Carlson, LB
99—Dave Brcka, LB
2002—Jordan Carstens, DL

ITHACA

72—Dana Hallenbeck, LB
85—Brian Dougherty, DB
89—Peter Burns, OL
2003—Cory Coady, DL

JACKSONVILLE ST.

77—Dewey Barker, E
78—Dewey Barker, TE

JAMES MADISON

78—Warren Coleman, OT

JOHN CARROLL

83—Nick D'Angelo, LB
Jim Sferra, DL
85—Joe Burrello, LB
86—Joe Burrello, LB

JOHNS HOPKINS

77—Charles Hauck, DT
93—Michael House, DL
94—Michael House, DL
98—Chris Baugh, OL

JUNIATA

70—Ray Grabiak, DL
71—Ray Grabiak, DE
Maurice Taylor, IL
2004—Patrick Brown, OL
Matt Garner, DB

KALAMAZOO

92—Sean Mullendore, LB
2001—Brant Haverdink, LB

KANSAS

64—Fred Elder, T
67—Mike Sweatman, LB
68—Dave Morgan, LB
71—Mike McCoy, C
76—Tom Fitch, S
95—Darrin Simmons, P

KANSAS ST.

74—Don Lareau, LB
77—Floyd Dorsey, OG
81—Darren Gale, DB
82—Darren Gale, DB
Mark Hundley, RB
85—Troy Faunce, P
95—Kevin Lockett, WR
96—Kevin Lockett, WR
Jason Johnson, OL
2000—Jon McGraw, DB
01—Jon McGraw, DB

KENT ST.

72—Mark Reiheld, DB
91—Brad Smith, RB
2001—Brian Hallett, OL

KENTUCKY

74—Tom Ranieri, LB
78—Mark Keene, C
Jim Kovach, LB
85—Ken Pietrowiak, C
98—Jeff Zurcher, DB
2005—Taylor Begley, PK
Hayden Lane, OL

KENYON

77—Robert Jennings, RB
85—Dan Waldeck, TE

LA VERNE

82—Scott Shier, OT

LAFAYETTE

70—William Sprecher, T
74—Mike Kline, DB
79—Ed Rogusky, RB
80—Ed Rogusky, RB
2004—Stephen Bono, OL

LAWRENCE

81—Chris Matheus, DL
Scott Reppert, RB
82—Chris Matheus, DL

LEHIGH

90—Shon Harker, DB

LEWIS & CLARK

61—Pat Clock, G
81—Dan Jones, WR

LIBERTY

98—Jarrol Everson, DL

LINFIELD

2005—Dwight Donaldson, OL

LONG BEACH ST.

83—Joe Donohue, LB

LORAS

84—John Coyle, DL
Pete Kovatisis, DB
85—John Coyle, DL
91—Mark Goedken, DL
93—Travis Michaels, LB

LA.-MONROE

70—Tom Miller, KS
74—Mike Bialas, T

LSU

59—Mickey Mangham, E
60—Charles Strange, C
61—Billy Booth, T
71—Jay Michaelson, KS
73—Tyler Lafauci, OG
Joe Winkler, DB
74—Brad Davis, RB
77—Robert Dugas, OT
84—Juan Carlos Betanzos, PK
94—Michael Blanchard, OL
97—Chad Kessler, P
2002—Rodney Reed, OL
03—Rodney Reed, OL
04—Rudy Niswanger, OL
05—Rudy Niswanger, OL

LUTHER

83—Larry Bonney, DL
84—Larry Bonney, DL
89—Larry Anderson, RB
90—Joel Nerem, DL
91—Joel Nerem, DL
95—Karl Borge, DL

LYCOMING

74—Thomas Vanaskie, DB
85—Mike Kern, DL

MACALESTER

82—Lee Schaefer, OG

MANSFIELD

83—John Delate, DB

MARIETTA

83—Matt Wurtzbacher, DL

MARS HILL

92—Brent Taylor, DL

MARSHALL

98—Chad Pennington, QB
99—Chad Pennington, QB

MARYLAND

53—Bernie Faloney, B
75—Kim Hoover, DE
78—Joe Muffler, DL

MARYVILLE (TENN.)

99—Kevin Hedrick, DL

MASSACHUSETTS

99—Mike Wynne, OL

MASS.-LOWELL

85—Don Williams, RB

MIT

89—Anthony Lapes, WR
90—Darcy Prather, LB
91—Rodrigo Rubiano, DL
92—Roderick Tranum, WR
93—Corey Foster, OL
94—Corey Foster, OL
95—Scott Vollrath, P
96—Duane Stevens, DB
Brad Gray, DL
97—Duane Stevens, DB
Mike Butville, LB
Brad Gray, DL
99—Nik Kozy, DL
Angus Huang, DB
2000—Angus Huang, DB
03—Tom Kilpatrick, WR
04—Kevin Yurkewich, DL

McDANIEL

73—Chip Chaney, S
98—Tom Lapato, DB

McGILL

87—Bruno Pietrobon, WR

McNEESE ST.

78—Jim Downing, OT
79—Jim Downing, OT
90—David Easterling, DB
2000—Wes Hines, OL
02—Hadley Prince, DB

MEMPHIS

92—Pat Jansen, DL

MIAMI (FLA.)

59—Fran Curci, B
84—Bernie Kosar, QB
2002—Jonathan Vilma, LB
Matt Walters, DL

MIAMI (OHIO)

73—Andy Pederzoli, DB
2000—Brian Potter, DL

MICHIGAN

52—Dick Balzhiser, B
55—Jim Orwig, T
57—Jim Orwig, T
64—Bob Timberlake, QB
66—Dave Fisher, FB
Dick Vidmer, OE
69—Jim Mandich, QB
70—Phil Seymour, DE
71—Bruce Elliott, DB
72—Bill Hart, OG
74—Kirk Lewis, OG
75—Dan Jilek, DE
81—Norm Betts, TE
82—Stefan Humphries, OG
Robert Thompson, LB
83—Stefan Humphries, OG
85—Clay Miller, OT
86—Kenneth Higgins, WR
99—Rob Renes, DL

MICHIGAN ST.

52—John Wilson, DB
53—Don Dohoney, E
55—Buck Nystrom, G
57—Blanche Martin, HB
65—Don Bierowicz, DT
Don Japinga, DB
66—Pat Gallinagh, DT
68—Al Brenner, E/DB
69—Ron Saul, OG
Rich Saul, DE
73—John Shinsky, DT
79—Alan Davis, DB
85—Dean Altobelli, DB
86—Dean Altobelli, DB
86—Shane Bullough, LB
92—Steve Wasylik, DB
93—Steve Wasylik, DB

MICHIGAN TECH

71—Larry Ras, HB
73—Bruce Trusock, C
76—Jim Van Wagner, RB
92—Kurt Coduti, QB
2004—Joe Berger, OL

MIDWESTERN ST.

95—Corby Walker, LB

MILLERSVILLE

91—Tom Burns, OL

MILLIKIN

61—Gerald Domesick, B
75—Frank Stone, G
78—Charlie Sammis, K
79—Eric Stevens, WR
83—Marc Knowles, WR
84—Tom Kreller, RB
85—Cary Boitoff, LB
Tom Kreller, RB
90—Tim Eimermann, PK
2003—Andrew Beals, PK

MINNESOTA

56—Bob Hobert, T
60—Frank Brixius, T
68—Bob Stein, DE
70—Barry Mayer, RB
89—Brent Herbel, P
94—Justin Conzemius, DB

MINN ST. MANKATO

74—Dan Miller, C

MINN ST. MOORHEAD

88—Brad Shamla, DL
99—Adam Vossen, DL
Eric Pederson, LB

MISSISSIPPI

54—Harold Easterwood, C
59—Robert Khayat, T
Charlie Flowers, B
61—Doug Elmore, B
65—Stan Hindman, G
68—Steve Hindman, HB
69—Julius Fagan, K
74—Greg Markow, DE
77—Robert Fabris, OE
George Plasketes, DE
80—Ken Toler, WR
86—Danny Hoskins, OG
87—Danny Hoskins, OG
88—Wesley Walls, TE
89—Todd Sandroni, DB
2004—Cody Ridgeway, P
Rob Robertson, LB

MISSISSIPPI COL.

75—Anthony Saway, S
78—Steve Johnson, OT
79—Steve Johnson, OT
83—Wayne Frazier, C
97—Kyle Fulcher, LB

MISSISSIPPI ST.

53—Jackie Parker, B
56—Ron Bennett, E
72—Frank Dowsing, DB
73—Jimmy Webb, DE
76—Will Coltharp, DE
89—Stacy Russell, DB
2000—Scott Westerfield, PK

MISSOURI

62—Tom Hertz, G
66—Dan Schuppan, DE
Bill Powell, DT
68—Carl Garber, MG
70—John Weisenfels, LB
72—Greg Hill, KS
81—Van Darkow, LB
93—Matt Burgess, OL
98—Jake Stueve, TE
2003—Rob Droegge, OL

MO.-ROLLA

72—Kim Colter, DB
80—Paul Janke, OG
86—Tom Reed, RB
87—Jim Pfeiffer, OT
88—Jim Pfeiffer, OL
91—Don Huff, DB
92—Don Huff, DB
94—Brian Gilmore, LB
95—Brian Gilmore, LB
96—Brian Gilmore, LB
2004—Cole Drussa, TE
05—Phil Shin, TE

MO. SOUTHERN ST.

85—Mike Testman, DB
93—Chris Tedford, OL
94—Chris Tedford, OL

MISSOURI ST.

73—Kent Stringer, QB
75—Kent Stringer, QB
78—Steve Newbold, WR

MONMOUTH

2002—Justin Rosato, DB

MONMOUTH (ILL.)

83—Robb Long, QB

MONTANA

77—Steve Fisher, DE
79—Ed Cerkovnik, DB
88—Michael McGowan, LB
89—Michael McGowan, LB
90—Michael McGowan, LB
93—Dave Dickenson, QB
95—Matt Wells, WR
96—Josh Brannen, RB
Blaine McElmurry, DB
98—Justin Olsen, WR
99—Vince Huntsberger, DB

2000—Vince Huntsberger, DB
Matt Thuesen, OL

01—Vince Huntsberger, DB

MONTANA ST.

84—Dirk Nelson, P
88—Anders Larsson, PK
96—Devlan Geddes, DL
2000—Ryan Johnson, RB
01—Ryan Johnson, RB
02—Ryan Johnson, RB
Jon Montoya, DL
03—Jon Montoya, DL
05—Travis Lulay, QB

MONTCLAIR ST.

70—Bill Trimmer, DL
82—Daniel Deneher, KS

MORAVIAN

87—Jeff Pollock, WR
96—Mike Paciulli, DB

MOREHEAD ST.

74—Don Russell, KS
90—James Appel, OL
91—James Appel, OL
96—Mike Appel, OL
2003—Craig Unger, LB

MORGAN ST.

96—Willie Thompson, DL

MT. ST. JOSEPH

2004—Eric Schneider, DL

MOUNT UNION

71—Dennis Montgomery, QB
84—Rick Marabito, L
86—Scott Gindlesberger, QB
87—Paul Hrics, C
98—Darin Kershner, WR
2000—Chuck Moore, RB
01—Chuck Moore, RB
02—Matt Campbell, DL

MUHLBERG

70—Edward Salo, G
71—Edward Salo, IL
72—Edward Salo, C
75—Keith Ordemann, LB
80—Arthur Scavone, OT
89—Joe Zeszotarski, DL
90—Mike Hoffman, DB

MURRAY ST.

76—Eddie McFarland, DB

MUSKINGUM

78—Dan Radalia, DL
79—Dan Radalia, DL

NAVY

53—Steve Eisenhauer, G
57—Tom Forrestal, QB
58—Joe Franchini, B
69—Dan Pike, RB
80—Ted Dumbauld, LB

NEBRASKA

62—James Huge, E
63—Dennis Calridge, B
66—Marv Mueller, DB
69—Randy Reeves, DB
71—Larry Jacobson, DT
Jeff Kinney, HB
73—Frosty Anderson, E
75—Rik Bonness, C
Tom Heiser, RB
76—Vince Ferragamo, QB
Ted Harvey, DB
77—Ted Harvey, DB
78—George Andrews, DL
James Pillen, DB
79—Rod Horn, DL
Kelly Saalfeld, C
Randy Schleusener, OG
80—Jeff Finn, TE
Randy Schleusener, OG
81—Eric Lindquist, DB
David Rimington, C
Randy Theiss, OT
82—David Rimington, C
83—Scott Strasburger, DL
Rob Stuckey, DL
84—Scott Strasburger, DL
Rob Stuckey, DL
Mark Traynowicz, C

86—Dale Klein, K
Thomas Welter, OT
87—Jeffrey Jamrog, DL
Mark Blazek, DB
88—Mark Blazek, DB
John Kroeker, P
89—Gerry Gdowski, QB
Jake Young, OL
90—David Edeal, OL
Pat Tyrance, LB
Jim Wanek, OL
91—Pat Engelbert, DL
Mike Stigge, P
92—Mike Stigge, P
93—Rob Zatechka, OL
Terry Connealy, DL
Trev Alberts, LB
94—Matt Shaw, TE
Rob Zatechka, OL
Terry Connealy, DL
95—Aaron Graham, OL
96—Grant Wistrom, LB
97—Joel Mackovicka, RB
Grant Wistrom, DL
98—Joel Makovicka, RB
Chad Kelsay, DL
William Lafleur, P
99—Kyle Vanden Bosch, DL
Mike Brown, DB
2000—Kyle Vanden Bosch, DL
01—Tracey Wistrom, TE
04—Chad Sievers, LB
05—Kurt Mann, OL
Dane Todd, RB

NEB.-KEARNEY

70—John Makovicka, RB
75—Tim Brodahl, E
99—Volker Olbrich, PK
2005—Kyle Rupp, WR

NEB.-OMAHA

82—Kirk Hutton, DB
Clark Toner, LB
83—Kirk Hutton, DB
84—Jerry Kripal, QB

NEB. WESLEYAN

87—Pat Sweeney, DB
88—Pat Sweeney, DB
Mike Surls, LB
89—Scott Shaffer, RB
Scott Shipman, DB
95—Justin Rice, DL
96—Justin Rice, DL
97—Chad Wemhoff, WR
98—Ryan Shanesy, DL
2001—Grant Leach, OL
Justin Buresh, LB
05—Cody Hoegh, RB
Scott Keller, LB

NEVADA

82—David Heppie, P
2002—Erick Streelman, TE

NEW HAMPSHIRE

52—John Driscoll, T
84—Dave Morton, OL

TCNJ

2000—Curt Monday, DB

NEW MEXICO

75—Bob Johnson, S
77—Robert Rumbaugh, DT
78—Robert Rumbaugh, DL
93—Justin Hall, OL
98—Chad Smith, DB

NEW MEXICO ST.

66—Jim Bohl, B
74—Ralph Jackson, OG
75—Ralph Jackson, OG
85—Andy Weiler, KS
92—Todd Cutler, TE
Shane Hackney, OL
Tim Mauck, LB
93—Tim Mauck, LB
96—David Patterson, WR
97—David Patterson, WR
98—David Patterson, WR

NICHOLS

89—David Kane, DB

NORTH CAROLINA

64—Ken Willard, QB
85—Kevin Anthony, QB

NORTH CAROLINA ST.

60—Roman Gabriel, QB
63—Joe Scarpati, B
67—Steve Warren, OT
71—Craig John, OG
73—Justus Everett, C
Stan Fritts, RB
74—Justus Everett, C
80—Calvin Warren, P

NORTH CENTRAL (ILL.)

2005—Ben Hare, DL

NORTH DAKOTA

87—Kurt Otto, QB
88—Chuck Clairmont, OL
Matt Gulseth, DB
92—Tim Gelsinke, WR
Mark Ewen, LB
96—Tim Tibesar, LB
2002—Mac Schneider, OL
05—Jeff Glas, PK

NORTH DAKOTA ST.

71—Tomm Smail, DT
93—T.R. McDonald, WR

NORTH PARK

83—Mike Lilgegren, DB
85—Scott Love, WR
86—Todd Love, WR
87—Todd Love, WR

NORTH TEXAS

75—Pete Morris, LB
76—Pete Morris, LB

NORTHEASTERN

85—Shawn O'Malley, LB

NORTHERN ARIZ.

89—Chris Baniszewski, WR
2003—Mark Gould, P

NORTHERN COLO.

71—Charles Putnik, OG
81—Duane Hirsch, DL
Ray Sperger, DB
82—Jim Bright, RB
89—Mike Yonkovich, DL
Tom Langer, LB
90—Tom Langer, LB
98—Corte McGuffey, QB
99—Corte McGuffey, QB
2005—Reed Doughty, DB

NORTHERN ILL.

2000—Thomas Hammock, RB
01—Thomas Hammock, RB

UNI

99—Brad Meester, OL

NORTHERN MICH.

83—Bob Stefanski, WR
2002—Ben Laarman, LB

NORTHWEST MO. ST.

81—Robert "Chip" Gregory, LB
2004—Josh Lamberson, QB
Troy Tysdahl, LB
05—Josh Lamberson, QB

NORTHWESTERN

56—Al Viola, G
58—Andy Cvercko, T
61—Larry Onesti, C
62—Paul Flatley, B
63—George Burman, E
70—Joe Zigulich, OG
76—Randolph Dean, E
80—Jim Ford, OT
86—Michael Baum, OT
Bob Dirkes, DL
Todd Krehbiel, DB
87—Mike Baum, OL
88—Mike Baum, OL
90—Ira Adler, PK
95—Sam Valenzisi, PK
2002—Jason Wright, RB
03—Jason Wright, RB
04—Jeff Backes, DB
Luis Castillo, DL

N'WESTERN (IOWA)

83—Mark Muilenberg, RB
92—Joel Bundt, OL

NORTHWESTERN (MINN.)

2002—Jon Peterson, DB

N'WESTERN (OKLA.)

61—Stewart Arthurs, B

NORTHWESTERN ST.

92—Guy Hedrick, RB
94—John Dippel, OL

NORWICH

70—Gary Fry, RB

NOTRE DAME

52—Joe Heap, B
53—Joe Heap, B
54—Joe Heap, B
55—Don Schaefer, B
58—Bob Wetoska, E
63—Bob Lehmann, G
66—Tom Regner, OG
Jim Lynch, LB
67—Jim Smithberger, DB
68—George Kunz, OT
69—Jim Reilly, OT
70—Tom Gatewood, E
Larry DiNardo, OG
Joe Theismann, QB

71—Greg Marx, DT
Tom Gatewood, E
72—Michael Creaney, E
Greg Marx, DT
73—David Casper, E

Gary Potempa, LB
Bob Thomas, K
74—Reggie Barnett, DB
Pete Demmerle, E

77—Ken MacAfee, E
Joe Restic, S
Dave Vinson, OG
78—Joe Restic, DB

80—Bob Burger, OG
Tom Gibbons, DB

81—John Krimm, DB
85—Greg Dingens, DL
87—Ted Gradel, PK
Vince Phelan, P
92—Tim Ruddy, OL
93—Tim Ruddy, OL

OCCIDENTAL

88—Curtis Page, DL

OHIO

71—John Rousch, HB

OHIO NORTHERN

76—Jeff McFarlin, S
79—Robert Coll, WR
86—David Myers, DL
90—Chad Hummell, OL
97—Andy Roecker, OL

OHIO ST.

52—John Borton, B
54—Dick Hilinski, T
58—Bob White, B
61—Tom Perdue, E
65—Bill Ridder, MG
66—Dave Foley, OT
68—Dave Foley, OT
Mark Stier, LB
69—Bill Urbanik, DT
71—Rick Simon, OG
73—Randy Gradishar, LB
74—Brian Baschnagel, RB
75—Brian Baschnagel, RB
76—Pete Johnson, RB
Bill Lukens, OG
77—Jeff Logan, RB
80—Marcus Marek, LB
82—John Frank, TE
Joseph Smith, OT
83—John Frank, TE
84—David Crecelius, DL
Michael Lanese, WR
85—Michael Lanese, WR
89—Joseph Staysniak, OL
92—Leonard Hartman, OL
Gregory Smith, DL
95—Greg Bellisari, LB
96—Greg Bellisari, LB

99—Ahmed Plummer, DB
2003—Craig Krenzler, QB

OHIO WESLEYAN

70—Tony Heald, LB
Tom Liller, E
81—Ric Kinnan, WR
85—Kevin Connell, OG
94—Craig Anderson, LB
95—Craig Anderson, LB
96—Craig Anderson, LB

OKLAHOMA

52—Tom Catlin, C
54—Carl Allison, E
56—Jerry Tubbs, C
57—Doyle Jenning, T
58—Ross Coyle, E
62—Wayne Lee, C
63—Newt Burton, G
64—Newt Burton, G
66—Ron Shotts, HB
67—Ron Shotts, HB
68—Eddie Hinton, DB
70—Joe Wylie, RB
71—Jack Mildren, QB
72—Joe Wylie, RB
74—Randy Hughes, S
75—Dewey Selmon, LB
Lee Roy Selmon, DB
80—Jay Jimerson, DB
86—Brian Bosworth, LB

OKLA. PANHANDLE

76—Larry Johnson, G

OKLAHOMA ST.

54—Dale Meinert, G
72—Tom Wolf, OT
73—Doug Tarrant, LB
74—Tom Wolf, OT
77—Joe Avanzini, DE
2002—Kyle Eaton, OL
04—Billy Bajema, TE

OLIVET

2005—Travis Sleigh, RB

OREGON

62—Steve Barnett, T
65—Tim Casey, LB
86—Mike Preacher, P
90—Bill Musgrave, QB
2000—Ryan Schmid, OL
01—Joey Harrington, QB
Ryan Schmid, OL

OREGON ST.

62—Terry Baker, B
67—Bill Enyart, FB
68—Bill Enyart, FB
93—Chad Paulson, RB

OUACHITA BAPTIST

78—David Cowling, OG

PACIFIC

78—Bruce Filarsky, OG
79—Bruce Filarsky, DL

PACIFIC LUTHERAN

82—Curt Rodin, TE

PENN

86—Rich Comizio, RB
99—Michael Germino, DL

PENN ST.

65—Joe Bellas, T
John Runnells, LB
66—John Runnells, LB
67—Rich Buzin, OT
69—Charlie Pittman, HB
Dennis Onkotz, LB
71—Dave Joyner, OT
72—Bruce Bannon, DE
73—Mark Markovich, OG
76—Chuck Benjamin, OT
78—Keith Dorney, OT
82—Todd Blackledge, QB
Harry Hamilton, DB
Scott Radicec, LB
83—Harry Hamilton, DB
84—Lance Hamilton, DB
Carmen Masciantonio, LB
85—Lance Hamilton, DB
86—John Shaffer, QB
94—Jeff Hartings, OL
Tony Pittman, DB

95—Jeff Hartings, OL
99—Travis Forney, PK
2002—Joe Iorio, OL
04—Andrew Guman, DB
05—Paul Posluszny, LB

PITTSBURG ST.

72—Jay Sperry, RB
89—Brett Potts, DL
91—Mike Brockel, OL
92—Mike Brockel, OL
96—Brian Moorman, P
97—Brian Moorman, P
98—Ben Petersen, DL
2000—Chris Gab, LB
01—Caleb White, DL
04—Chris Beyer, OL
05—Chris Beyer, OL
Ryan Meredith, DL

PITTSBURGH

52—Dick Deitrick, DT
54—Lou Palatella, T
56—Joe Walton, E
58—John Guzik, G
76—Jeff Delaney, LB
80—Greg Meisner, DL
81—Rob Fada, OG
82—Rob Fada, OG
J.C. Pelusi, DL
88—Mark Stepnoski, OL
2002—Vince Crochunis, DL
03—Vince Crochunis, DL
Dan Stephens, DL
04—Vince Crochunis, DL
Dan Stephens, DL

PORTLAND ST.

72—Bill Dials, T
77—John Urness, WR
78—John Urness, WR
2000—Chris Cain, DL
05—Joey King, LB

PRINCETON

68—Dick Sandler, DT
76—Kevin Fox, OG
82—Kevin Guthrie, WR
83—Kevin Guthrie, WR
98—Alex Sierk, PK

PUGET SOUND

82—Buster Crook, DB

PURDUE

56—Len Dawson, QB
60—Jerry Beabout, T
65—Sal Ciampi, G
67—Jim Beirne, E
Lance Olssen, DT
68—Tim Foley, DB
69—Tim Foley, DB
Mike Phipps, QB
Bill Yanchar, DT
73—Bob Hoffiezer, DE
79—Ken Loushin, DL
80—Tim Seneff, DB
81—Tim Seneff, DB
89—Bruce Brineman, OL
2000—Drew Brees, QB
02—John Standeford, WR
03—John Standeford, WR

RENSSELAER

95—Alic Scott, OL
96—Dan McGovern, RB
97—Chris Cochran, DL
98—Jason Kepler, OL
99—Jason Kepler, OL
2002—Flynn Cochran, WR
03—Flynn Cochran, WR

RHODE ISLAND

76—Richard Moser, RB
77—Richard Moser, RB

RHODES

90—Robert Heck, DL

RICE

52—Richard Chapman, DG
53—Richard Chapman, DG
54—Dicky Maegle, B
69—Steve Bradshaw, DG
79—LaMont Jefferson, LB
83—Brian Patterson, DB
95—Jay Lamy, DB

ROBERT MORRIS

2004—Jonathan LeDonne, LB

ROCHESTER

82—Bob Cordaro, LB
92—Jeremy Hurd, RB
93—Jeremy Hurd, RB
2000—Brian Kowalski, LB
04—Justin Galloway, OL
05—Nicholas Zappia, OL

ROSE-HULMAN

78—Rick Matovich, DL
79—Scott Lindner, DL
80—Scott Lindner, DL
Jim Novacek, P
83—Jack Grote, LB
84—Jack Grote, LB
88—Greg Kremer, LB
Shawn Ferron, PK
89—Shawn Ferron, PK
90—Ed Huonden, WR
92—Greg Hubbard, OL
93—Greg Hubbard, OL
2002—Jesse McQuiston, DB
Tim Swan, LB
05—Patrick Ludwig, OL

RUTGERS

2003—Nathan Jones, DB

SAGINAW VALLEY

93—Troy Hendrickson, PK
2003—Neil Baumgartner, LB
04—Neil Baumgartner, DL

ST. CLOUD ST.

88—Rick Rodgers, DB
89—Rick Rodgers, DB
2003—Keith Heckendorf, QB
04—Ryan Koch, WR
05—Ryan Koch, WR

ST. FRANCIS (PA.)

93—Todd Eckenroad, WR
98—Matt Farabaugh, LB
2005—Luke Palko, WR

ST. JOHN FISHER

2003—Brad Keem, DL
04—Mark Robinson, RB

ST. JOHN'S (MINN.)

72—Jim Kruzich, E
79—Terry Geraghty, DB
94—Chris Palmer, WR
Matthew Malmberg, RB
95—Chris Palmer, WR
97—Matt Emmerich, DB
2005—Jason Good, DL
Matt Hawn, LB

ST. JOHN'S (N.Y.)

93—Anthony Russo, RB

ST. JOSEPH'S (IND.)

77—Mike Bettinger, DB
78—Mike Bettinger, DB
79—Mike Bettinger, DB
85—Ralph Laura, OT
88—Keith Woodason, OL
89—Jeff Fairchild, P

ST. NORBERT

86—Matthew Lang, LB
Karl Zacharias, P
87—Karl Zacharias, PK
Matthew Lang, LB
88—Mike Whitehouse, WR
89—Mike Whitehouse, WR
99—Mike Krueger, WR

ST. OLAF

61—Dave Hindermann, T

ST. THOMAS (MINN.)

73—Mark Dienhart, T
74—Mark Dienhart, T
77—Tom Kelly, OG
80—Doug Groebner, C
94—Curt Behrns, DB
2000—Jake Barkley, RB
01—Jake Barkley, RB
Andrew Hilliard, WR
02—Jake Barkley, RB
Andrew Hilliard, WR
04—Ben Kessler, DL
05—Ben Kessler, DL

SALVE REGINA

98—Mark DeBiasio, RB
99—Mark DeBiasio, RB

SAM HOUSTON ST.

72—Walter Anderson, KS
73—Walter Anderson, KS
93—Kevin Riley, DB

SAN DIEGO

87—Bryan Day, DB
88—Bryan Day, DB
94—Doug Popovich, DB
95—Doug Popovich, DB
96—Jeb Dougherty, DB
2004—Evan Harney, RB
05—Philip Bretsch, DB
Nick Garton, WR

SAN DIEGO ST.

98—Scott Auerbach, DB

SAN JOSE ST.

75—Tim Toews, OG

SANTA CLARA

71—Ron Sani, IL
73—Alex Damascus, RB
74—Steve Lagorio, LB
75—Mark Tiernan, LB
76—Lou Marengo, KS
Mark Tiernan, LB
80—Dave Alfaro, QB

SEWANEE

2002—Ben Tuck, PK

SHIPPENSBURG

76—Tony Winter, LB
82—Dave Butler, DL
94—Joel Yohn, PK
95—Joel Yohn, PK
2003—John Kuhn, RB
04—John Kuhn, RB

SIMPSON

98—Guy Leman, RB

SOUTH CAROLINA

87—Mark Fryer, OL
88—Mark Fryer, OL
91—Joe Reeves, LB

SOUTH DAKOTA

78—Scott Pollock, QB
82—Jerus Campbell, DL
83—Jeff Sime, T
87—Dan Sonnek, RB
2002—Jarrod Edelen, P

SOUTH DAKOTA ST.

74—Bob Gissler, E
75—Bill Matthews, T
77—Bill Matthews, DE
79—Tony Harris, PK
Paul Kippley, DB

SOUTHERN CALIFORNIA

52—Dick Nunis, DB
59—Mike McKeever, G
60—Mike McKeever, G
Marlin McKeever, E
65—Charles Arrobio, T
67—Steve Sogge, QB
68—Steve Sogge, QB
69—Harry Khasigian, OG
73—Pat Haden, QB
74—Pat Haden, QB
78—Rich Dimler, DL
79—Brad Budde, OG
Paul McDonald, QB
Keith Van Horne, T
84—Duane Bickett, LB
85—Matt Koart, DL
86—Jeffrey Bregel, OG
88—John Jackson, WR
89—John Jackson, WR
95—Jeremy Hogue, OL
Matt Keneley, DL
96—Matt Keneley, DL

SOUTHERN CONN. ST.

84—Gerald Carbonaro, OL

SOUTHERN ILL.

70—Sam Finocchio, G
88—Charles Harmke, RB
91—Dwayne Summers, DL
Jon Manley, LB

SMU

52—Dave Powell, E
53—Darrell Lafitte, G
54—Raymond Berry, E
55—David Hawk, G
57—Tom Koenig, G
58—Tom Koenig, G
62—Raymond Schoenke, T
66—John LaGrone, MG
Lynn Thornhill, OG
68—Jerry LeVias, OE
72—Cleve Whitener, LB
83—Brian O'Meara, T

SOUTHERN MISS.

92—James Singleton, DL
97—Jeremy Lindley, OL

SOUTHERN ORE.

97—Ian Reid, OL
2003—Garret Gelker, DL

SOUTHERN UTAH

88—Jim Andrus, RB
90—Steve McDowell, P

SOUTHWEST MINN. ST.

88—Bruce Saugstad, DB

SPRINGFIELD

71—Bruce Rupert, LB
84—Sean Flanders, DL
85—Sean Flanders, DL
2002—Ben Bristol, OL

STANFORD

70—John Sande, C
Terry Ewing, DB
75—Don Stevenson, RB
76—Don Stevenson, RB
77—Guy Benjamin, QB
78—Vince Mulroy, WR
Jim Stephens, OG
79—Pat Bowe, TE
Milt McColl, LB
Joe St. Geme, DB
81—John Bergren, DL
Darrin Nelson, RB
82—John Bergren, DL
83—John Bergren, DL
85—Matt Soderlund, LB
87—Brad Muster, RB
90—Ed McCaffrey, WR
91—Tommy Vardell, RB
94—Justin Armour, WR
99—Troy Walters, WR

SUL ROSS ST.

73—Archie Nexon, RB

SUSQUEHANNA

75—Gerry Huesken, T
76—Gerry Huesken, T
80—Dan Distasio, LB
99—Dave Wonderlick, OL
2000—Dave Wonderlick, OL
02—Mike Bowman, QB

SYRACUSE

60—Fred Mautino, E
71—Howard Goodman, LB
83—Tony Romano, LB
84—Tim Green, DL
85—Tim Green, DL
93—Pat O'Neill, P
99—Mark Baniewicz, OL
2003—Rich Scanlon, LB
04—Matt Tarullo, OL

TARLETON ST.

81—Ricky Bush, RB
90—Mike Loveless, OL

TENNESSEE

56—Charles Rader, T
57—Bill Johnson, G
65—Mack Gentry, DT
67—Bob Johnson, C
70—Tim Priest, DB
80—Timothy Irwin, OT
82—Mike Terry, DL
97—Peyton Manning, QB

TENN.-MARTIN

74—Randy West, E
2005—Chad McMahan, DB

TENNESSEE TECH

87—Andy Rittenhouse, DL
99—Wes Gallagher, OL

TEXAS

59—Maurice Duke, G
61—Johnny Treadwell, G
62—Johnny Treadwell, G
Pat Culpepper, B
63—Duke Carlisle, B
66—Gene Bledsoe, OT
67—Mike Perrin, DE
Corby Robertson, LB
68—Corby Robertson, LB
Scott Henderson, LB
69—Scott Henderson, LB
Bill Zapalac, DE
70—Scott Henderson, LB
Bill Zapalac, LB
72—Mike Bayer, DB
Tommy Keel, S
Steve Oxley, T
73—Tommy Keel, S
83—Doug Dawson, G
88—Lee Brockman, DL
95—Pat Fitzgerald, TE
96—Pat Fitzgerald, TE
97—Dusty Renfro, LB

UTEP

88—Pat Hegarty, QB

TEXAS A&M

56—Jack Pardee, B
71—Steve Luebbehusen, LB
76—Kevin Monk, LB
77—Kevin Monk, LB
85—Kip Corrington, DB
86—Kip Corrington, DB
87—Kip Corrington, DB
2001—Seth McKinney, OL

TEX. A&M-COMMERCE

77—Mike Hall, OT

TEX. A&M-KINGSVILLE

72—Floyd Goodwin, T
73—Johnny Jackson, E
76—Wade Whitmer, DL
77—Joe Henke, LB
Wade Whitmer, DL
78—Wade Whitmer, DL

TCU

52—Marshall Harris, T
55—Hugh Pitts, C
Jim Swink, B
56—Jim Swink, B
57—John Nikkel, E
68—Jim Ray, G
72—Scott Walker, C
74—Terry Drennan, DB
80—John McClean, DL
2002—Nick Browne, PK
03—Nick Browne, PK

TEXAS ST.

72—Jimmy Jowers, LB
73—Jimmy Jowers, LB
78—Mike Ferris, OG
79—Mike Ferris, G
Allen Kiesling, DL
81—Mike Miller, QB

TEXAS TECH

72—Jeff Jobe, E
79—Maury Buford, P
83—Chuck Alexander, DB
93—Robert King, P
99—Keith Cockrum, LB
2002—Kliff Kingsbury, QB

THOMAS MORE

97—Mike Bramlage Jr., DB

TOLEDO

83—Michael Matz, DL
95—Craig Dues, LB
2001—Todd France, PK
04—Lance Moore, WR

TOWSON

2000—Adam Overbey, WR

TRINITY (CONN.)

96—Joseph DeAngelis, OL

TRINITY (TEX.)

92—Jeff Bryan, OL
97—Mark Byarlay, RB

TRUMAN

73—Tom Roberts, T

78—Keith Driscoll, LB
79—Keith Driscoll, LB
92—K.C. Conaway, P
2001—Austin Lepper, PK
Lance Dorsey, DB
03—Tameem Yehyawli, LB

TUFTS

70—Bruce Zinsmeister, DL
81—Brian Gallagher, OG
83—Richard Guiunta, G
98—Eric Brum, DL

TULANE

71—David Hebert, DB

TULSA

64—Howard Twilley, E
65—Howard Twilley, E
74—Mack Lancaster, T
95—David Millwee, OL
96—Levi Gillen, DB
97—Levi Gillen, DB
2001—Drew McLaughlin, DL
05—Garrett Mills, TE

UCLA

52—Ed Flynn, G
Donn Moomaw, LB
53—Ira Pauly, C

54—Sam Boghosian, G
66—Ray Armstrong, E
75—John Sciarra, QB
77—John Fowler, LB
81—Cormac Carney, WR
Tim Wrightman, TE
82—Cormac Carney, WR
85—Mike Hartmeier, OG
92—Carlton Gray, DB
95—George Kase, DL
98—Shawn Stuart, OL

UNION (N.Y.)

71—Tom Anacher, LB
73—Dave Ricks, DB
87—Richard Romer, DL
93—Greg Oswitt, OL
96—Roger Egbert, PK

URSINUS

86—Chuck Odgers, DB
87—Chuck Odgers, LB

UTAH

64—Mel Carpenter, T
71—Scott Robbins, DB
73—Steve Odom, RB
76—Dick Graham, E
2003—Morgan Scalley, DB
04—Alex Smith, QB
Morgan Scalley, DB

UTAH ST.

61—Merlin Olsen, T
69—Gary Anderson, LB
74—Randy Stockham, DE
75—Randy Stockham, DE

VALDOSTA ST.

93—Chris Hatcher, QB
94—Chris Hatcher, QB

VALPARAISO

2004—Kevin Knutson, WR

VANDERBILT

58—Don Donnell, C
68—Jim Burns, DB
74—Doug Martin, E
75—Damon Regen, LB
77—Greg Martin, K
83—Phil Roach, WR
2002—Hunter Hillenmeyer, LB

VILLANOVA

86—Ron Sency, RB
88—Peter Lombardi, RB
92—Tim Matas, DL

VIRGINIA

72—Tom Kennedy, OG
75—Bob Meade, DT
92—Tom Burns, LB
93—Tom Burns, LB
95—Tiki Barber, RB
96—Tiki Barber, RB
97—Stephen Phelan, DB

VMI

78—Craig Jones, PK
79—Craig Jones, PK
84—David Twillie, OL
86—Dan Young, DL
88—Anthony McIntosh, DB

VIRGINIA TECH

67—Frank Loria, DB
72—Tommy Carpenito, LB
2001—Andre Davis, WR

WABASH

70—Roscoe Fouts, DB
71—Kendrick Shelburne, DT
82—Dave Broecker, QB

WARTBURG

75—James Charles Peterson, DB
76—Randy Groth, DB
77—Neil Mandsager, LB
90—Jerrold Staack, OL
93—Koby Kreinbring, LB
94—Vince Penningroth, DL
95—Vince Penningroth, DL
99—Paul Seberger, TE
2000—Mike Trettin, OL
01—Seth Roberson, OL
03—Mark Giesmann, P
04—Mark Giesmann, P

WASHINGTON

55—Jim Houston, E
63—Mike Briggs, T
64—Rick Redman, G
65—Steve Bramwell, DB
79—Bruce Harrell, LB
81—Mark Jerue, LB
Chuck Nelson, PK
82—Chuck Nelson, PK
86—David Rill, LB
87—David Rill, LB
91—Ed Cunningham, OL

WASHINGTON-ST. LOUIS

97—Brad Klein, LB
2004—John Woock, DB

WASH. & JEFF.

92—Raymond Cross, DL
93—Michael Jones, OL
94—Michael Jones, OL

WASH. & LEE

75—John Cocklereece, DB
78—George Ballantyne, LB
92—Evans Edwards, OL
2001—Jay Thomas, TE
02—John Melillo, OL

WASHINGTON ST.

89—Jason Hanson, PK
90—Lee Tilleman, DL
Jason Hanson, PK
91—Jason Hanson, PK

WAYNE ST. (MICH.)

71—Gary Schultz, DB
72—Walt Stasinski, DB

WAYNE ST. (NEB.)

99—Jeff Shabram, OL

WAYNESBURG

77—John Culp, RB
78—John Culp, RB
89—Andrew Barrish, OL
90—Andrew Barrish, OL
91—Karl Petrof, OL
2000—Jason Berkheimer, WR

WEBER ST.

97—Cameron Quayle, TE

WEST CHESTER

83—Eric Wentling, K
86—Gerald Desmond, K

WEST VIRGINIA

52—Paul Bischoff, E
54—Fred Wyant, B
55—Sam Huff, T
70—Kim West, K
80—Oliver Luck, QB
81—Oliver Luck, QB
83—Jeff Hostetler, QB
92—Mike Compton, OL
94—Matt Taffoni, LB
98—Eric de Groh, OL
2005—Jay Henry, LB

WESTERN CARO.

75—Mike Wade, E
76—Mike Wade, LB
84—Eddie Maddox, RB
2003—Jason Whaley, OL

WESTERN ILL.

61—Jerry Blew, G
85—Jeff McKinney, RB
91—David Fierke, OL
2004—Justin Langan, K
05—Perry Cox, OL

WESTERN KY.

71—James Barber, LB
81—Tim Ford, DL
84—Mark Fatkin, OL
85—Mark Fatkin, OG
95—Brian Bixler, OL
2002—Brian Lowder, DB

WESTERN MICH.

70—Jon Bull, OT
94—Rich Kaiser, DL
95—Rich Kaiser, DL

WESTERN ORE.

61—Francis Tresler, C

WESTERN ST.

78—Bill Campbell, DB
88—Damon Lockhart, RB

WESTERN WASH.

2000—Erik Totten, DB

WESTMINSTER (PA.)

73—Bob Clark, G
77—Scott McLuckey, LB
93—Brian Wilson, OL
98—Brian Mihok, DL
2003—Jim Chaney, OL

WHEATON (ILL.)

73—Bill Hyer, E
75—Eugene Campbell, RB
76—Eugene Campbell, RB
88—Paul Sternenberg, DL
92—Bart Moseman, DB
94—Pedro Arruzza, RB
95—Jeff Brown, QB
Pedro Arruzza, RB
2003—James Hoxworth, OL

WHITTIER

86—Brent Kane, DL

WIDENER

98—Brendon Richards, LB
2001—T.J. Hess, DB
05—Doug Schlack, P

WILKES

70—Al Kenney, C
2000—Frank McCabe, TE
02—Mike Liberski, OL
03—Mike Liberski, OL

WILLAMETTE

61—Stuart Hall
2005—Tim Alton, DB

WILLIAM & MARY

74—John Gerdelman, RB
75—Ken Smith, DB
77—Ken Smith, DB
78—Robert Muscalus, TE
84—Mark Kelson, DB
88—Chris Gessner, DB
90—Jeff Nielsen, LB
93—Craig Staub, DL

WM. PATERSON

92—John Trust, RB

WILMINGTON (OHIO)

99—Kevin Otte, DB

WINONA ST.

93—Nathan Gruber, DB
94—Nathan Gruber, DB
97—Travis Walch, RB
2001—Adam Lilla, WR

WISCONSIN

52—Bob Kennedy, DG
53—Alan Ameche, B
54—Alan Ameche, B
58—Jon Hobbs, B
59—Dale Hackbart, B
62—Pat Richter, E

63—Ken Bowman, C
 72—Rufus Ferguson, RB
 82—Kyle Borland, LB
 87—Don Davey, DL
 88—Don Davey, DL
 89—Don Davey, DL
 90—Don Davey, DL
 2004—Jim Leonhard, DB

WIS.-EAU CLAIRE

74—Mark Anderson, RB
 80—Mike Zeihen, DB
 2001—Mike Bestul, OL
 02—Mike Bestul, OL

WIS.-LA CROSSE

95—Troy Harcey, WR
 96—Troy Harcey, WR

WIS.-OSHKOSH

96—Rob Stoltz, WR
 97—Ryan Hinske, WR
 99—Craig Pierstoff, LB
 2002—Justin Schneider, DL

WIS.-PLATTEVILLE

85—Mark Hintz, DB
 Mark Rae, P
 86—Mike Hintz, QB
 87—Mark Rae, P
 2004—Chris Lee, OL

WIS.-RIVER FALLS

91—Mike Olson, LB
 95—Brian Izdepski, OT

WIS.-STEVENS POINT

97—Joel Hornby, DL
 2003—Craig Johnson, DL

WIS.-WHITEWATER

95—Scott Hawig, OL
 2000—Peter Katz, DL
 01—Peter Katz, DL

WITTENBERG

80—Bill Beach, DB
 81—Bill Beach, DB
 82—Tom Jones, OT

88—Paul Kungl, WR
 90—Victor Terebuh, DB

WOFFORD

2000—Brian Bodor, DL
 05—Katon Bethay, DL

WOOSTER

73—Dave Foy, LB
 77—Blake Moore, C
 78—Blake Moore, C
 79—Blake Moore, C
 80—Dale Fortner, DB
 John Weisensell, OG
 99—Matt Mahaffey, P

WYOMING

65—Bob Dinges, DE
 67—George Mills, OG
 73—Mike Lopiccolo, OT
 84—Bob Gustafson, OT
 87—Patrick Arndt, OG
 94—Ryan Christopherson, RB
 95—Joe Cummings, DL

96—Jay Korth, OL
 Cory Wedel, PK

97—Jay Korth, OL
 Cory Wedel, PK
 Brian Lee, DB

98—Brian Brown, LB
 2004—Trenton Franz, OL

YALE

68—Fred Morris, C
 70—Tom Neville, DT
 78—William Crowley, LB
 81—Rich Diana, RB
 Frederick Leone, DL
 89—Glover Lawrence, DL
 91—Scott Wagner, DB
 99—Eric Johnson, WR

YOUNGSTOWN ST.

93—John Quintana, TE
 98—Anthony Pannunzio, DB
 2003—Scott Thiessen, DB



Bowl/All-Star Game Records

| | |
|------------------------------------|-----|
| 2006-07 Bowl Schedule | 268 |
| 2005-06 Bowl Results..... | 270 |
| All-Time Bowl-Game Results | 271 |
| Team-by-Team Bowl Results | 278 |
| Bowl Championship Series Results.. | 293 |
| Major Bowl-Game Attendance | 293 |
| Individual Records | 299 |
| Team Records | 300 |
| Individual Record Lists | 302 |
| Team Record Lists | 308 |
| Longest Plays | 317 |
| Bowl Championship Series | |
| Individual Record Lists..... | 318 |
| Bowl Championship Series | |
| Team Record Lists | 322 |
| Bowl Championship Series | |
| Longest Plays | 327 |
| Bowl Coaching Records | 328 |
| Conference Bowl Records | 345 |
| Award Winners in Bowl Games | 346 |
| Bowls and Polls | 354 |
| Bowl-Game Facts | 359 |
| Special Regular- and | |
| Postseason Games | 360 |



2006-07 Bowl Schedule

MASTERCARD ALAMO BOWL

San Antonio, Texas, December 29 or 30, 2006, 8 p.m.
 Derrick Fox, President/CEO
 San Antonio Bowl Association, Inc.
 100 Montana Street, Suite 3D01
 San Antonio, Texas 78203-1031
 derrickf@alamobowl.com
www.alamobowl.com
 PPhone: 210/226-2695 Fax: 210/704-6380
 Televising Network: ESPN
 Facility: Alamodome
 Capacity: 65,000
 Title Sponsor: MasterCard
 Teams: Big Ten – 4th/5th vs. Big 12 – 4th/5th

BIRMINGHAM BOWL

Birmingham, Alabama, December 23, 2006, 1 p.m.
 2 Riverchase Office Parkway, Suite 100
 Birmingham, Alabama 35244
 Televising Network: ESPN2
 Facility: Legion Field
 Capacity: 72,000
 Teams: Big East vs. Conference USA

CAPITAL ONE BOWL

Orlando, Florida, January 1, 2007, 1 p.m.
 Carol Monroe, Associate Executive Director
 Florida Citrus Sports
 One Citrus Bowl Place
 Orlando, Florida 32805-2451
www.fcsports.com
 Phone: 407/423-2476 Fax: 407/425-8451
 Televising Network: ABC
 Facility: Florida Citrus Bowl
 Capacity: 65,438
 Title Sponsor: Capital One
 Teams: Southeastern – 2nd vs. Big Ten – 2nd

CHAMPS SPORTS BOWL

Orlando, Florida, December 29, 2006, 8 p.m.
 Carol Monroe, Associate Executive Director
 Florida Citrus Sports
 One Citrus Bowl Place
 Orlando, Florida 32805-2451
www.fcsports.com
 Phone: 407/423-2476 Fax: 407/425-8451
 Televising Network: ESPN
 Facility: Florida Citrus Bowl
 Capacity: 65,438
 Title Sponsor: Champs Sports
 Teams: Atlantic Coast – 4th vs. Big Ten – 4th/5th

CHICK-FIL-A BOWL

Atlanta, Georgia, December 30, 2006, 8 p.m.
 Gary Stokan, President
 Peach Bowl, Inc.
 235 Andrew Young International Drive
 Atlanta, Georgia 30303
 gstokan@macoc.com
www.chick-fil-abowl.com
 Phone: 404/586-8500 Fax: 404/586-8508
 Televising Network: ESPN
 Facility: Georgia Dome
 Capacity: 71,990
 Title Sponsor: Chick-fil-A
 Teams: Atlantic Coast – 2nd vs. Southeastern – 5th

AT&T COTTON BOWL CLASSIC

Dallas, Texas, January 1, 2007, 11:30 a.m.
 Rick Baker, President
 Cotton Bowl Athletic Association
 Physical Address:
 1300 West Mockingbird Lane, Suite 500
 Dallas, Texas 75247
 Mailing Address:
 P.O. Box 569420
 Dallas, Texas 75356
 rick@sbccottonbowl.com
www.sbccottonbowl.com
 Phone: 214/634-7525 Fax: 214/634-7764
 Televising Network: Fox
 Facility: Cotton Bowl Stadium
 Capacity: 71,252
 Title Sponsor: AT&T Communications
 Teams: Big 12 – 1st after BCS vs. Southeastern – 1st
 after BCS and Capital One Bowl

EMERALD BOWL

San Francisco, California, December 27, 2006, 8 p.m.
 Gary Cavalli, Executive Director
 SBC Park, 24 Willie Mays Plaza
 San Francisco, California 94107
 gcavalli@emerald Bowl.org
www.emerald Bowl.org
 Phone: 415/972-1812
 Televising Network: ESPN
 Facility: AT&T Park
 Capacity: 38,437
 Title Sponsor: Diamond of California
 Teams: Atlantic Coast – 5th/6th vs. Pacific-10 – 4th/5th

TOSTITOS FIESTA BOWL

Glendale, Arizona, January 1, 2007, 6:30 p.m.
 John Junker, President
 Arizona Sports Foundation
 120 South Ash Avenue
 Tempe, Arizona 85281
 jjunker@fiestabowl.org
www.tostitosfiestabowl.com
 Phone: 480/350-0900 Fax: 480/350-0916
 Televising Network: Fox
 Facility: Cardinals Stadium
 Capacity: 73,000
 Title Sponsor: Tostitos
 Teams: Bowl Championship Series

FORT WORTH BOWL

Fort Worth, Texas, December 23, 2006, 8:30 p.m.
 Tom Starr, Executive Director
 505 Main Street, Suite 270
 Fort Worth, Texas 76102
 thomas.r.starr@espn.com
www.fwbowl.com
 Phone: 817/810-0012 Fax: 817/810-0252
 Televising Network: ESPN
 Facility: Amon G. Carter Stadium
 Capacity: 44,000
 Title Sponsor: None
 Teams: Mountain West – 3rd vs. Conference USA – 4th

GMAC BOWL

Mobile, Alabama, January 7, 2007, 8 p.m.
 Frank Modarelli
 GMAC Bowl
 1000 Hillcrest Road, Suite 115
 Mobile, Alabama 36695
 frank@gmacbowl.com
www.gmacbowl.com
 Phone: 251/635-0011 Fax: 251/635-0014
 Televising Network: ESPN
 Facility: Ladd Peebles Stadium
 Title Sponsor: GMAC Financial Services
 Capacity: 40,048
 Teams: Mid-American – 1st vs. Conference USA – 2nd

TOYOTA GATOR BOWL

Jacksonville, Florida, January 1, 2007, at 1 p.m.
 Richard Catlett, President
 One Gator Bowl Boulevard
 Jacksonville, Florida 32202
 rcatman@gatorbowl.com
www.gatorbowl.com
 Phone: 904/798-1700 Fax: 904/632-2080
 Televising Network: CBS
 Facility: Alltel Stadium
 Capacity: 77,497
 Title Sponsor: Toyota Motor Sales of America
 Teams: Atlantic Coast – 3rd vs. Big 12, Big East,
 Notre Dame

SHERATON HAWAII BOWL

Honolulu, Hawaii, December 24, 2006, 8 p.m.
 Jim Donovan, Executive Director
 841 Bishop Street, Suite 1628
 Honolulu, Hawaii 96813
 jdonovaniii@hotmail.com
www.sheratonhawaiibowl.com
 Phone: 808/523-3688 Fax: 808/523-3712
 Televising Network: ESPN
 Facility: Aloha Stadium
 Capacity: 50,000
 Title Sponsor: Sheraton Hotels and Resorts
 Teams: Pacific-10 – 6th vs. Western Athletic – 3rd

PACIFIC LIFE HOLIDAY BOWL

San Diego, California, December 28, 2006, 8 p.m.
 Bruce Binkowski, Executive Director
 San Diego Bowl Game Association
 P.O. Box 601400
 San Diego, California 92160
 bink@holidaybowl.com
 holidaybowl@holidaybowl.com
www.holidaybowl.com
 Phone: 619/283-5808 Fax: 619/281-7947
 Televising Network: ESPN
 Facility: Qualcomm Stadium
 Capacity: 66,000
 Title Sponsor: Pacific Life
 Teams: Pacific-10 – 2nd vs. Big 12 – 3rd

HOUSTON BOWL

Houston, Texas, December 30, 2006, 2:30 p.m.
 J. Shea Guinn, Chairman
 Houston Bowl Foundation
 One Reliant Park
 Houston, Texas 77054
 sguinn@reliantpark.com
www.houstonbowl.net
 Phone: 832/667-2695 Fax: 832/667-2696
 Televising Network: ESPN
 Facility: Reliant Stadium
 Capacity: 69,500
 Title Sponsor: None
 Teams: Big 12 – 5th/6th vs. Big East – 2nd/3rd

INDEPENDENCE BOWL

Shreveport, Louisiana, December 27, 2006, 3:30 p.m.
 Missy Setters, Executive Director
 Independence Bowl
 401 Market Street, Suite 120
 Shreveport, Louisiana 71101
 indy Bowl@independencebowl.org
www.independencebowl.org
 Phone: 318/221-0712 Fax: 318/221-7366
 Televising Network: ESPN
 Facility: Independence Stadium
 Capacity: 48,947
 Title Sponsor: None
 Teams: Big 12 – 7th/8th vs. Southeastern – 8th

THE INTERNATIONAL BOWL

Toronto, Ontario, Canada, January 6, 2007,
 Time to be determined
 Ken Hoffman, Executive Director
 1223 Turner, Suite 300
 Lansing, Michigan 48906
 director@motorcitybowl.com
www.internationalbowl.org
 Phone: 313/262-2010 Fax: 313/262-2009
 Televising Network: ESPN and TSN Canada
 Facility: Rogers Centre
 Capacity: 53,506
 Title Sponsor: None
 Teams: Mid-American – 2nd/3rd vs. Big East – 4th/5th

INSIGHT BOWL

Tempe, Arizona, December 29, 2006,
 Time to be determined
 John Junker, Executive Director
 Insight Bowl
 120 South Ash Avenue
 Tempe, Arizona 85281
 jjunker@fiestabowl.org
www.insightbowl.com
 Phone: 480/350-0900 Fax: 480/350-0916
 Televising Network: NFL Network
 Facility: Sun Devil Stadium
 Capacity: 73,000
 Title Sponsor: Insight Enterprises
 Teams: Big Ten – 6th vs. Big 12 – 6th

PIONEER PUREVISION LAS VEGAS BOWL

Las Vegas, Nevada, December 21, 2006, 8 p.m.
 Tina Kunzer-Murphy, Executive Director
 1771 East Flamingo Road
 Suite 216A
 Las Vegas, Nevada 89119
 tina.c.kunzermurphy@espn.com
www.lv Bowl.com
 Phone: 702/732-3912 Fax: 702/732-4481

Televising Network: ESPN
 Facility: Sam Boyd Stadium
 Capacity: 40,000
 Title Sponsor: Pioneer Electronics
 Teams: Mountain West – 1st vs. Pacific-10 – 4th

AUTOZONE LIBERTY BOWL

Memphis, Tennessee, December 30, 2006, 1 p.m.
 Steve Ehrhart, Executive Director
 Liberty Bowl Festival Association
 3767 New Getwell Road
 Memphis, Tennessee 38118
 sehrhart@libertybowl.org
www.libertybowl.org
 Phone: 901/795-7700 Fax: 901/795-7826
 Televising Network: ESPN
 Facility: Liberty Bowl Memorial Stadium
 Capacity: 62,598
 Title Sponsor: AutoZone
 Teams: Conference USA – 1st vs. Southeastern

MPC COMPUTERS BOWL

Boise, Idaho, December 31, 2006, 7:30 p.m.
 Gary Beck, Executive Director
 1109 Main Street
 Mezzanine B
 Boise, Idaho 83702
 beck@mpccomputersbowl.com
www.mpccomputersbowl.com
 Phone: 208/424-1011 Fax: 208/424-1121
 Televising Network: ESPN
 Facility: Bronco Stadium
 Capacity: 30,000
 Title Sponsor: MPC Computers
 Teams: Western Athletic – 1st/2nd/3rd vs.
 Atlantic Coast – 8th

MEINEKE CAR CARE BOWL

Charlotte, North Carolina, December 30, 2006, 1 p.m.
 Will Webb, Executive Director
 2815 Coliseum Centre Drive, Suite 200
 Charlotte, North Carolina 28217
www.meinekecarcarebowl.com
 Phone: 704/378-4400 Fax: 704/378-4421
 Television Network: ESPN
 Facility: Bank of America Stadium
 Capacity: 73,367
 Title Sponsor: Meineke Car Care Centers
 Teams: Atlantic Coast – 5th/6th vs. Big East – 3rd
 or Navy

MOTOR CITY BOWL

Detroit, Michigan, December 26, 2006,
 Time to be determined
 Ken Hoffman, Executive Director
 Ford Field Executive Offices
 2000 Brush Street, Suite 200
 Detroit, Michigan 48226
 director@motorcitybowl.com
www.motorcitybowl.com
 Phone: 313/262-2010 Fax: 313/262-2009
 Televising Network: ESPN
 Facility: Ford Field
 Capacity: 65,000
 Title Sponsors: General Motors/DaimlerChrysler/Ford
 Teams: Mid-American – 1st/2nd vs. Big Ten – 7th

GAYLORD HOTELS MUSIC CITY BOWL PRESENTED BY BRIDGESTONE

Nashville, Tennessee, December 29, 2006,
 Time to be determined
 Scott Ramsey, Executive Director
 211 Commerce Street, Suite 100
 Nashville, Tennessee 37201

sramsey@nashvillesports.com
www.musiccitybowl.com
 Phone: 615/743-3130 Fax: 615/244-3540
 Televising Network: ESPN
 Facility: The Coliseum
 Capacity: 68,000
 Title Sponsor: Gaylord Hotels
 Teams: Atlantic Coast – 5th vs. Southeastern – 6th

NEW MEXICO BOWL

Albuquerque, New Mexico, December 23, 2006,
 4:30 p.m.
 Televising Network: ESPN
 Facility: University Stadium
 Capacity: 37,000
 Title Sponsor: None
 Teams: Mountain West – 4th vs. Western Athletic – 3rd

NEW ORLEANS BOWL

New Orleans, Louisiana, December 22, 2006, 8 p.m.
 Billy Ferrante, Executive Director
 New Orleans Bowl
 2020 St. Charles Avenue, Fourth Floor
 New Orleans, Louisiana 70130
 bferrante@gnosf.org
www.neworleansbowl.org
 Phone: 504/525-5678 Fax: 504/556-5898
 Televising Network: ESPN
 Facility: Louisiana Superdome
 Capacity: 72,500
 Title Sponsor: None
 Teams: Sun Belt – 1st vs. Conference USA

FEDEX ORANGE BOWL

Miami, Florida, January 2, 2007, 8 p.m.
 Eric L. Poms, Chief Executive Officer
 Orange Bowl Committee
 703 Waterford Way, Suite 590
 Miami, Florida 33126
 elpoms@orangebowl.org
www.orangebowl.org
 Phone: 305/341-4700 Fax: 305/341-4750
 Televising Network: Fox
 Facility: Dolphins Stadium
 Capacity: 77,823
 Title Sponsor: FedEx
 Teams: Bowl Championship Series

OUTBACK BOWL

Tampa, Florida, January 1, 2007, 11 a.m.
 James P. McVay, President/CEO
 4211 West Boy Scout Boulevard, Suite 560
 Tampa, Florida 33607
 jimmcvay@outbackbowl.com
www.outbackbowl.com
 Phone: 813/874-2695 Fax: 813/873-1959
 Televising Network: ESPN
 Facility: Raymond James Stadium
 Capacity: 65,500
 Title Sponsor: Outback Steakhouse, Inc.
 Teams: Big Ten – 3rd vs. Southeastern –
 3rd Eastern Division

SAN DIEGO COUNTY CREDIT UNION POINSETTIA BOWL

San Diego, California, December 19, 2006, 8 p.m.
 Bruce Binkowski, Executive Director
 San Diego Bowl Game Association
 P.O. Box 601400
 San Diego, California 92160
 bink@holidaybowl.com
 holidaybowl@holidaybowl.com
www.poinsettia Bowl.net
 Phone: 619/285-5061 Fax: 619/281-7947

Televising Network: ESPN2
 Facility: Qualcomm Stadium
 Capacity: 66,000
 Title Sponsor: San Diego County Credit Union
 Teams: Mountain West – 2nd/3rd vs. At-Large

ROSE BOWL

Pasadena, California, January 1, 2007, 5 p.m.
 John Dorger, CEO
 Pasadena Tournament of Roses Association
 391 South Orange Grove Boulevard
 Pasadena, California 91184
 mdorger@rosemail.org
www.tournamentofroses.com
 Phone: 626/449-4100 Fax: 626/449-9786
 Televising Network: ABC
 Facility: Rose Bowl
 Capacity: 91,887
 Title Sponsor: None
 Teams: Bowl Championship Series

ALLSTATE SUGAR BOWL

New Orleans, Louisiana, January 3, 2007, 8 p.m.
 Paul J. Hoolahan, Executive Director
 The Sugar Bowl Committee
 110 Veterans Blvd
 Suite 500
 Metairie, Louisiana 70005
 paulh@sugarbowl.org
www.allstatesugarbowl.com
 Phone: 504/828-2440 Fax: 504/828-2441
 Televising Network: Fox
 Facility: Louisiana Superdome
 Capacity: 72,500
 Title Sponsor: Allstate Corporation
 Teams: Bowl Championship Series

VITALIS SUN BOWL

El Paso, Texas, December 29, 2006, 2 p.m.
 Bernie Olivas, Executive Director
 Sun Bowl Association
 Los Picos Building
 4150 Pinnacle Street, Suite 100
 El Paso, Texas 79902
 bolivas@sunbowl.org
 ticket@sunbowl.org
www.sunbowl.org
 Phone: 915/533-4416 Fax: 915/533-0661
 Televising Network: CBS
 Facility: Sun Bowl Stadium
 Capacity: 50,429
 Title Sponsor: Vitalis
 Teams: Pacific-10 – 3rd vs. Big 12/Big East

BCS NATIONAL CHAMPIONSHIP GAME

Glendale, Arizona, January 8, 2007,
 Time to be determined
 John Junker, President
 Arizona Sports Foundation
 120 South Ash Avenue
 Tempe, Arizona 85281
 jjunker@fiestabowl.org
www.tostitosfiestabowl.com
 Phone: 480/350-0900 Fax: 480/350-0916
 Televising Network: Fox
 Facility: Cardinals Stadium
 Capacity: 73,000
 Title Sponsor: None
 Teams: Bowl Championship Series #1 vs.
 Bowl Championship Series #2

(All starting times listed are Eastern time)

2005-06 Bowl Results

Game-by-Game Summaries

NEW ORLEANS BOWL

December 20, 2005

Cajun Field

Lafayette, Louisiana

Southern Miss. 0 10 14 7 — 31
Arkansas St. 0 10 9 0 — 19

Records: Southern Miss. 7-5, Arkansas St. 6-6
Attendance: 18,338

GMAC BOWL

December 21, 2005

Ladd-Peebles Stadium

Mobile, Alabama

Toledo 7 21 3 14 — 45
UTEP 3 10 0 0 — 13

Records: Toledo 9-3, UTEP 8-4
Attendance: 35,422

PIONEER PUREVISION

LAS VEGAS BOWL

December 22, 2005

Sam Boyd Stadium

Las Vegas, Nevada

Brigham Young 0 14 0 14 — 28
California 7 14 14 0 — 35

Records: California 8-4, Brigham Young 6-6
Attendance: 40,053

SAN DIEGO COUNTY CREDIT UNION

POINSETTIA BOWL

December 22, 2005

Qualcomm Stadium

San Diego, California

Colorado St. 10 0 14 6 — 30
Navy 7 20 14 10 — 51

Records: Navy 8-4, Colorado St. 6-6
Attendance: 36,842

FORT WORTH BOWL

December 23, 2005

Amon Carter Stadium

Fort Worth, Texas

Kansas 7 7 14 14 — 42
Houston 0 10 3 0 — 13

Records: Kansas 7-5, Houston 6-6
Attendance: 33,505

SHERATON HAWAII BOWL

December 24, 2005

Aloha Stadium

Honolulu, Hawaii

Nevada 7 21 0 14 7 — 49
UCF 17 3 12 10 6 — 48

Records: Nevada 9-3, UCF 8-5
Attendance: 26,254

MOTOR CITY BOWL

December 26, 2005

Ford Field

Detroit, Michigan

Memphis 0 13 7 18 — 38
Akron 3 0 7 21 — 31

Records: Memphis 7-5, Akron 7-6
Attendance: 50,616

CHAMPS SPORTS BOWL

December 27, 2005

Florida Citrus Bowl

Orlando, Florida

Clemson 3 3 7 6 — 19
Colorado 0 3 0 7 — 10

Records: Clemson 8-4, Colorado 7-6
Attendance: 31,470

INSIGHT BOWL

December 27, 2005

Chase Field

Phoenix, Arizona

Arizona St. 7 10 14 14 — 45
Rutgers 17 7 6 10 — 40

Records: Arizona St. 7-5, Rutgers 7-5
Attendance: 43,536

MPC COMPUTERS BOWL

December 28, 2005

Bronco Stadium

Boise, Idaho

Boise St. 0 0 7 14 — 21
Boston College 7 17 3 0 — 27

Records: Boston College 9-3, Rutgers 9-4
Attendance: 30,493

MASTERCARD ALAMO BOWL

December 28, 2005

Alamodome

San Antonio, Texas

Michigan 7 7 7 7 — 28
Nebraska 7 7 3 15 — 32

Records: Nebraska 8-4, Michigan 7-5
Attendance: 62,000

EMERALD BOWL

December 29, 2005

SBC Park

San Francisco, California

Georgia Tech 0 10 0 0 — 10
Utah 13 7 3 15 — 38

Records: Utah 7-5, Georgia Tech 7-5
Attendance: 25,742

PACIFIC LIFE HOLIDAY BOWL

December 29, 2005

Qualcomm Stadium

San Diego, California

Oregon 7 0 0 7 — 14
Oklahoma 3 0 14 0 — 17

Records: Oklahoma 8-4, Oregon 10-2
Attendance: 65,416

GAYLORD HOTELS

MUSIC CITY BOWL

December 30, 2005

The Coliseum

Nashville, Tennessee

Minnesota 14 7 3 7 — 31
Virginia 7 3 14 10 — 34

Records: Virginia 7-5, Minnesota 7-5
Attendance: 40,519

VITALIS SUN BOWL

December 30, 2005

Sun Bowl

El Paso, Texas

Northwestern 22 0 3 13 — 38
UCLA 7 22 7 14 — 50

Records: UCLA 10-2, Northwestern 7-5
Attendance: 50,426

INDEPENDENCE BOWL

December 30, 2005

Independence Bowl

Shreveport, Louisiana

South Carolina 21 7 0 3 — 31
Missouri 0 14 7 17 — 38

Records: Missouri 7-5, South Carolina 7-5
Attendance: 41,332

CHICK-FIL-A PEACH BOWL

December 30, 2005

Georgia Dome

Atlanta, Georgia

Miami (Fla.) 3 0 0 0 — 3
LSU 3 17 14 6 — 40

Records: LSU 11-2, Miami (Fla.) 9-3
Attendance: 65,620

MEINEKE CAR CARE BOWL

December 31, 2005

Bank of America Field

Charlotte, North Carolina

South Fla. 0 0 0 0 — 0
North Carolina St. 0 14 0 0 — 14

Records: North Carolina St. 7-5, South Fla. 6-6
Attendance: 57,937

AUTOZONE LIBERTY BOWL

December 31, 2005

Liberty Bowl

Memphis, Tennessee

Fresno St. 7 7 3 7 — 24
Tulsa 0 17 0 14 — 31

Records: Tulsa 9-4, Fresno St. 8-5
Attendance: 54,894

EV1.NET HOUSTON BOWL

December 31, 2005

Reliant Stadium

Houston, Texas

TCU 14 10 0 3 — 27
Iowa St. 0 17 7 0 — 24

Records: TCU 11-1, Iowa St. 7-5
Attendance: 37,286

AT&T COTTON BOWL CLASSIC

January 2, 2006

Cotton Bowl Stadium

Dallas, Texas

Texas Tech 3 0 0 7 — 10
Alabama 7 0 3 3 — 13

Records: Alabama 10-2, Texas Tech 9-3
Attendance: 74,222

OUTBACK BOWL

January 2, 2006

Raymond James Stadium

Tampa, Florida

Iowa 0 7 0 17 — 24
Florida 7 17 7 0 — 31

Records: Florida 9-3, Iowa 7-5
Attendance: 65,881

TOYOTA GATOR BOWL

January 2, 2006

Alltel Stadium

Jacksonville, Florida

Louisville 14 3 0 7 — 24
Virginia Tech 3 7 3 22 — 35

Records: Virginia Tech 11-2, Louisville 9-3
Attendance: 63,780

CAPITAL ONE BOWL

January 2, 2006

Florida Citrus Bowl

Orlando, Florida

Wisconsin 10 7 0 7 — 24
Auburn 0 0 3 7 — 10

Records: Wisconsin 10-3, Auburn 9-3
Attendance: 57,221

NOKIA SUGAR BOWL (BCS)

January 2, 2006

Georgia Dome

Atlanta, Georgia

West Virginia 21 10 0 7 — 38
Georgia 0 21 7 7 — 35

Records: West Virginia 11-1, Georgia 10-3
Attendance: 74,458

TOSTITOS FIESTA BOWL (BCS)

January 2, 2006

Sun Devil Stadium

Tempe, Arizona

Ohio St. 7 14 3 10 — 34
Notre Dame 7 0 6 7 — 20

Records: Ohio St. 10-2, Notre Dame 9-3
Attendance: 76,196

FEDEX ORANGE BOWL (BCS)

January 3, 2006
Dolphins Stadium
Miami, Florida

| | | | | | | | | | |
|------------------|---|----|---|---|---|---|---|---|----|
| Penn St. | 7 | 7 | 0 | 2 | 0 | 7 | 3 | — | 26 |
| Florida St. | 0 | 13 | 0 | 3 | 0 | 7 | 0 | — | 23 |

Records: Penn St. 11-1, Florida St. 8-5
Attendance: 77,773

BCS CHAMPIONSHIP GAME

ROSE BOWL
January 4, 2006
Rose Bowl
Pasadena, California

| | | | | | | |
|--------------------------|---|----|----|----|---|----|
| Texas | 0 | 16 | 7 | 18 | — | 41 |
| Southern California..... | 7 | 3 | 14 | 14 | — | 38 |

Records: Texas 13-0, Southern California 12-1
Attendance: 93,986

All-Time Bowl-Game Results

Major Bowl Games

ROSE BOWL

Present Site: Pasadena, California
Stadium (Capacity): Rose Bowl (91,887)
Playing Surface: Grass
Playing Sites: Tournament Park, Pasadena (1902, 1916-22); Rose Bowl, Pasadena (1923-41); Duke Stadium, Durham, N.C. (1942); Rose Bowl (since 1943)

- 1-1-02—Michigan 49, Stanford 0
- 1-1-16—Washington St. 14, Brown 0
- 1-1-17—Oregon 14, Penn 0
- 1-1-18—Mare Island 19, Camp Lewis 7
- 1-1-19—Great Lakes 17, Mare Island 0
- 1-1-20—Harvard 7, Oregon 6
- 1-1-21—California 28, Ohio St. 0
- 1-2-22—California 0, Wash. & Jeff. 0
- 1-1-23—Southern California 14, Penn St. 3
- 1-1-24—Navy 14, Washington 14
- 1-1-25—Notre Dame 27, Stanford 10
- 1-1-26—Alabama 20, Washington 19
- 1-1-27—Alabama 7, Stanford 7
- 1-2-28—Stanford 7, Pittsburgh 6
- 1-1-29—Georgia Tech 8, California 7
- 1-1-30—Southern California 47, Pittsburgh 14
- 1-1-31—Alabama 24, Washington St. 0
- 1-1-32—Southern California 21, Tulane 12
- 1-2-33—Southern California 35, Pittsburgh 0
- 1-1-34—Columbia 7, Stanford 0
- 1-1-35—Alabama 29, Stanford 13
- 1-1-36—Stanford 7, SMU 0
- 1-1-37—Pittsburgh 21, Washington 0
- 1-1-38—California 13, Alabama 0
- 1-2-39—Southern California 7, Duke 3
- 1-1-40—Southern California 14, Tennessee 0
- 1-1-41—Stanford 21, Nebraska 13
- 1-1-42—Oregon St. 20, Duke 16 (at Durham)
- 1-1-43—Georgia 9, UCLA 0
- 1-1-44—Southern California 29, Washington 0
- 1-1-45—Southern California 25, Tennessee 0
- 1-1-46—Alabama 34, Southern California 14
- 1-1-47—Illinois 45, UCLA 14
- 1-1-48—Michigan 49, Southern California 0
- 1-1-49—Northwestern 20, California 14
- 1-2-50—Ohio St. 17, California 14
- 1-1-51—Michigan 14, California 6
- 1-1-52—Illinois 40, Stanford 7
- 1-1-53—Southern California 7, Wisconsin 0
- 1-1-54—Michigan St. 28, UCLA 20
- 1-1-55—Ohio St. 20, Southern California 7
- 1-2-56—Michigan St. 17, UCLA 14
- 1-1-57—Iowa 35, Oregon St. 19
- 1-1-58—Ohio St. 10, Oregon 7
- 1-1-59—Iowa 38, California 12
- 1-1-60—Washington 44, Wisconsin 8
- 1-2-61—Washington 17, Minnesota 7
- 1-1-62—Minnesota 21, UCLA 3
- 1-1-63—Southern California 42, Wisconsin 37
- 1-1-64—Illinois 17, Washington 7
- 1-1-65—Michigan 34, Oregon St. 7
- 1-1-66—UCLA 14, Michigan St. 12
- 1-2-67—Purdue 14, Southern California 13
- 1-1-68—Southern California 14, Indiana 3
- 1-1-69—Ohio St. 27, Southern California 16
- 1-1-70—Southern California 10, Michigan 3
- 1-1-71—Stanford 27, Ohio St. 17

- 1-1-72—Stanford 13, Michigan 12
- 1-1-73—Southern California 42, Ohio St. 17
- 1-1-74—Ohio St. 42, Southern California 21
- 1-1-75—Southern California 18, Ohio St. 17
- 1-1-76—UCLA 23, Ohio St. 10
- 1-1-77—Southern California 14, Michigan 6
- 1-2-78—Washington 27, Michigan 20
- 1-1-79—Southern California 17, Michigan 10
- 1-1-80—Southern California 17, Ohio St. 16
- 1-1-81—Michigan 23, Washington 6
- 1-1-82—Washington 28, Iowa 0
- 1-1-83—UCLA 24, Michigan 14
- 1-2-84—UCLA 45, Illinois 9
- 1-1-85—Southern California 20, Ohio St. 17
- 1-1-86—UCLA 45, Iowa 28
- 1-1-87—Arizona St. 22, Michigan 15
- 1-1-88—Michigan St. 20, Southern California 17
- 1-2-89—Michigan 22, Southern California 14
- 1-1-90—Southern California 17, Michigan 10
- 1-1-91—Washington 46, Iowa 34
- 1-1-92—Washington 34, Michigan 14
- 1-1-93—Michigan 38, Washington 31
- 1-1-94—Wisconsin 21, UCLA 16
- 1-2-95—Penn St. 38, Oregon 20
- 1-1-96—Southern California 41, Northwestern 32
- 1-1-97—Ohio St. 20, Arizona St. 17
- 1-1-98—Michigan 21, Washington St. 16
- 1-1-99—Wisconsin 38, UCLA 31
- 1-1-00—Wisconsin 17, Stanford 9
- 1-1-01—Washington 34, Purdue 24
- 1-3-02—Miami (Fla.) 37, Nebraska 14
- 1-1-03—Oklahoma 34, Washington St. 14
- 1-1-04—Southern California 28, Michigan 14
- 1-1-05—Texas 38, Michigan 37
- 1-4-06—Texas 41, Southern California 38

FEDEX ORANGE BOWL

Present Site: Miami, Florida
Stadium (Capacity): Dolphins Stadium (77,823)
Playing Surface: Prescription Athletic Turf
Name Changes: Orange Bowl (1935-88); Federal Express Orange Bowl (since 1989)
Playing Sites: Miami Field Stadium (1935-37); Orange Bowl (1938-96); Joe Robbie Stadium, renamed Pro Player Stadium in 1996, renamed Dolphins Stadium in 2005 (since 1997)

- 1-1-35—Bucknell 26, Miami (Fla.) 0
- 1-1-36—Catholic 20, Mississippi 19
- 1-1-37—Duquesne 13, Mississippi St. 12
- 1-1-38—Auburn 6, Michigan St. 0
- 1-2-39—Tennessee 17, Oklahoma 0
- 1-1-40—Georgia Tech 21, Missouri 7
- 1-1-41—Mississippi St. 14, Georgetown 7
- 1-1-42—Georgia 40, TCU 26
- 1-1-43—Alabama 37, Boston College 21
- 1-1-44—LSU 19, Texas A&M 14
- 1-1-45—Tulsa 26, Georgia Tech 12
- 1-1-46—Miami (Fla.) 13, Holy Cross 6
- 1-1-47—Rice 8, Tennessee 0
- 1-1-48—Georgia Tech 20, Kansas 14
- 1-1-49—Texas 41, Georgia 28
- 1-2-50—Santa Clara 21, Kentucky 13
- 1-1-51—Clemson 15, Miami (Fla.) 14
- 1-1-52—Georgia Tech 17, Baylor 14
- 1-1-53—Alabama 61, Syracuse 6
- 1-1-54—Oklahoma 7, Maryland 0
- 1-1-55—Duke 34, Nebraska 7
- 1-2-56—Oklahoma 20, Maryland 6

- 1-1-57—Colorado 27, Clemson 21
- 1-1-58—Oklahoma 48, Duke 21
- 1-1-59—Oklahoma 21, Syracuse 6
- 1-1-60—Georgia 14, Missouri 0
- 1-2-61—Missouri 21, Navy 14
- 1-1-62—LSU 25, Colorado 7
- 1-1-63—Alabama 17, Oklahoma 0
- 1-1-64—Nebraska 13, Auburn 7
- 1-1-65—Texas 21, Alabama 17
- 1-1-66—Alabama 39, Nebraska 28
- 1-2-67—Florida 27, Georgia Tech 12
- 1-1-68—Oklahoma 26, Tennessee 24
- 1-1-69—Penn St. 15, Kansas 14
- 1-1-70—Penn St. 10, Missouri 3
- 1-1-71—Nebraska 17, LSU 12
- 1-1-72—Nebraska 38, Alabama 6
- 1-1-73—Nebraska 40, Notre Dame 6
- 1-1-74—Penn St. 16, LSU 9
- 1-1-75—Notre Dame 13, Alabama 11
- 1-1-76—Oklahoma 14, Michigan 6
- 1-1-77—Ohio St. 27, Colorado 10
- 1-2-78—Arkansas 31, Oklahoma 6
- 1-1-79—Oklahoma 31, Nebraska 24
- 1-1-80—Oklahoma 24, Florida St. 7
- 1-1-81—Oklahoma 18, Florida St. 17
- 1-1-82—Clemson 22, Nebraska 15
- 1-1-83—Nebraska 21, LSU 20
- 1-2-84—Miami (Fla.) 31, Nebraska 30
- 1-1-85—Washington 28, Oklahoma 17
- 1-1-86—Oklahoma 25, Penn St. 10
- 1-1-87—Oklahoma 42, Arkansas 8
- 1-1-88—Miami (Fla.) 20, Oklahoma 14
- 1-2-89—Miami (Fla.) 23, Nebraska 3
- 1-1-90—Notre Dame 21, Colorado 6
- 1-1-91—Colorado 10, Notre Dame 9
- 1-1-92—Miami (Fla.) 22, Nebraska 0
- 1-1-93—Florida St. 27, Nebraska 14
- 1-1-94—Florida St. 18, Nebraska 16
- 1-1-95—Nebraska 24, Miami (Fla.) 17
- 1-1-96—Florida St. 31, Notre Dame 26
- 12-31-96—Nebraska 41, Virginia Tech 21
- 1-2-98—Nebraska 42, Tennessee 17
- 1-2-99—Florida 31, Syracuse 10
- 1-1-00—Michigan 35, Alabama 34 (at)
- 1-3-01—Oklahoma 13, Florida St. 2
- 1-2-02—Florida 56, Maryland 23
- 1-2-03—Southern California 38, Iowa 17
- 1-1-04—Miami (Fla.) 16, Florida St. 14
- 1-4-05—Southern California 55, Oklahoma 19
- 1-3-06—Penn St. 26, Florida St. 23 (3 ot)

ALLSTATE SUGAR BOWL

Present Site: New Orleans, Louisiana
Stadium (Capacity): Louisiana Superdome (72,500)
Playing Surface: FieldTurf
Name Changes: Sugar Bowl (1935-87); USF&G Sugar Bowl (1988-95); Nokia Sugar Bowl (1996-06); Allstate Sugar Bowl (since 2007)
Playing Sites: Tulane Stadium, New Orleans (1935-74); Louisiana Superdome (since 1975); ^Georgia Dome, Atlanta (2006)

- 1-1-35—Tulane 20, Temple 14
- 1-1-36—TCU 3, LSU 2
- 1-1-37—Santa Clara 21, LSU 14
- 1-1-38—Santa Clara 6, LSU 0
- 1-2-39—TCU 15, Carnegie Mellon 7
- 1-1-40—Texas A&M 14, Tulane 13
- 1-1-41—Boston College 19, Tennessee 13

1-1-42—Fordham 2, Missouri 0
 1-1-43—Tennessee 14, Tulsa 7
 1-1-44—Georgia Tech 20, Tulsa 18
 1-1-45—Duke 29, Alabama 26
 1-1-46—Oklahoma St. 33, St. Mary's (Cal.) 13
 1-1-47—Georgia 20, North Carolina 10
 1-1-48—Texas 27, Alabama 7
 1-1-49—Oklahoma 14, North Carolina 6
 1-2-50—Oklahoma 35, LSU 0
 1-1-51—Kentucky 13, Oklahoma 7
 1-1-52—Maryland 28, Tennessee 13
 1-1-53—Georgia Tech 24, Mississippi 7
 1-1-54—Georgia Tech 42, West Virginia 19
 1-1-55—Navy 21, Mississippi 0
 1-2-56—Georgia Tech 7, Pittsburgh 0
 1-1-57—Baylor 13, Tennessee 7
 1-1-58—Mississippi 39, Texas 7
 1-1-59—LSU 7, Clemson 0
 1-1-60—Mississippi 21, LSU 0
 1-2-61—Mississippi 14, Rice 6
 1-1-62—Alabama 10, Arkansas 3
 1-1-63—Mississippi 17, Arkansas 13
 1-1-64—Alabama 12, Mississippi 7
 1-1-65—LSU 13, Syracuse 10
 1-1-66—Missouri 20, Florida 18
 1-2-67—Alabama 34, Nebraska 7
 1-1-68—LSU 20, Wyoming 13
 1-1-69—Arkansas 16, Georgia 2
 1-1-70—Mississippi 27, Arkansas 22
 1-1-71—Tennessee 34, Air Force 13
 1-1-72—Oklahoma 40, Auburn 22
 12-31-72—Oklahoma 14, Penn St. 0
 12-31-73—Notre Dame 24, Alabama 23
 12-31-74—Nebraska 13, Florida 10
 12-31-75—Alabama 13, Penn St. 6
 1-1-77—Pittsburgh 27, Georgia 3
 1-2-78—Alabama 35, Ohio St. 6
 1-1-79—Alabama 14, Penn St. 7
 1-1-80—Alabama 24, Arkansas 9
 1-1-81—Georgia 17, Notre Dame 10
 1-1-82—Pittsburgh 24, Georgia 20
 1-1-83—Penn St. 27, Georgia 23
 1-2-84—Auburn 9, Michigan 7
 1-1-85—Nebraska 28, LSU 10
 1-1-86—Tennessee 35, Miami (Fla.) 7
 1-1-87—Nebraska 30, LSU 15
 1-1-88—Auburn 16, Syracuse 16
 1-2-89—Florida St. 13, Auburn 7
 1-1-90—Miami (Fla.) 33, Alabama 25
 1-1-91—Tennessee 23, Virginia 22
 1-1-92—Notre Dame 39, Florida 28
 1-1-93—Alabama 34, Miami (Fla.) 13
 1-1-94—Florida 41, West Virginia 7
 1-2-95—Florida St. 23, Florida 17
 12-31-95—Virginia Tech 28, Texas 10
 1-2-97—Florida 52, Florida St. 20
 1-1-98—Florida St. 31, Ohio St. 14
 1-1-99—Ohio St. 24, Texas A&M 14
 1-4-00—Florida St. 46, Virginia Tech 29
 1-2-01—Miami (Fla.) 37, Florida 20
 1-1-02—LSU 47, Illinois 34
 1-1-03—Georgia 26, Florida St. 13
 1-4-04—LSU 21, Oklahoma 14
 1-3-05—Auburn 16, Virginia Tech 13
 1-2-06—West Virginia 38, Georgia 35^A

AT&T COTTON BOWL CLASSIC

Present Site: Dallas, Texas
Stadium (Capacity): Cotton Bowl (71,252)
Playing Surface: Grass
Name Changes: Cotton Bowl (1937-88, 1996); Mobil Cotton Bowl (1989-95); Southwestern Bell Cotton Bowl (1997-00); SBC Cotton Bowl Classic (2001-06); AT&T Cotton Bowl Classic (since 2007)
Playing Sites: Fair Park Stadium, Dallas (1937); Cotton Bowl (since 1938)

1-1-37—TCU 16, Marquette 6
 1-1-38—Rice 28, Colorado 14
 1-2-39—St. Mary's (Cal.) 20, Texas Tech 13
 1-1-40—Clemson 6, Boston College 3
 1-1-41—Texas A&M 13, Fordham 12
 1-1-42—Alabama 29, Texas A&M 21
 1-1-43—Texas 14, Georgia Tech 7
 1-1-44—Randolph Field 7, Texas 7

1-1-45—Oklahoma St. 34, TCU 0
 1-1-46—Texas 40, Missouri 27
 1-1-47—Arkansas 0, LSU 0
 1-1-48—Penn St. 13, SMU 13
 1-1-49—SMU 21, Oregon 13
 1-2-50—Rice 27, North Carolina 13
 1-1-51—Tennessee 20, Texas 14
 1-1-52—Kentucky 20, TCU 7
 1-1-53—Texas 16, Tennessee 0
 1-1-54—Rice 28, Alabama 6
 1-1-55—Georgia Tech 14, Arkansas 6
 1-2-56—Mississippi 14, TCU 13
 1-1-57—TCU 28, Syracuse 27
 1-1-58—Navy 20, Rice 7
 1-1-59—Air Force 0, TCU 0
 1-1-60—Syracuse 23, Texas 14
 1-2-61—Duke 7, Arkansas 6
 1-1-62—Texas 12, Mississippi 7
 1-1-63—LSU 13, Texas 0
 1-1-64—Texas 28, Navy 6
 1-1-65—Arkansas 10, Nebraska 7
 1-1-66—LSU 14, Arkansas 7
 12-31-66—Georgia 24, SMU 9
 1-1-68—Texas A&M 20, Alabama 16
 1-1-69—Texas 36, Tennessee 13
 1-1-70—Texas 21, Notre Dame 17
 1-1-71—Notre Dame 24, Texas 11
 1-1-72—Penn St. 30, Texas 6
 1-1-73—Texas 17, Alabama 13
 1-1-74—Nebraska 19, Texas 3
 1-1-75—Penn St. 41, Baylor 20
 1-1-76—Arkansas 31, Georgia 10
 1-1-77—Houston 30, Maryland 21
 1-2-78—Notre Dame 38, Texas 10
 1-1-79—Notre Dame 35, Houston 34
 1-1-80—Houston 17, Nebraska 14
 1-1-81—Alabama 30, Baylor 2
 1-1-82—Texas 14, Alabama 12
 1-1-83—SMU 7, Pittsburgh 3
 1-2-84—Georgia 10, Texas 9
 1-1-85—Boston College 45, Houston 28
 1-1-86—Texas A&M 36, Auburn 16
 1-1-87—Ohio St. 28, Texas A&M 12
 1-1-88—Texas A&M 35, Notre Dame 10
 1-2-89—UCLA 17, Arkansas 3
 1-1-90—Tennessee 31, Arkansas 27
 1-1-91—Miami (Fla.) 46, Texas 3
 1-1-92—Florida St. 10, Texas A&M 2
 1-1-93—Notre Dame 28, Texas A&M 3
 1-1-94—Notre Dame 24, Texas A&M 21
 1-2-95—Southern California 55, Texas Tech 14
 1-1-96—Colorado 38, Oregon 6
 1-1-97—Brigham Young 19, Kansas St. 15
 1-1-98—UCLA 29, Texas A&M 23
 1-1-99—Texas 38, Mississippi St. 11
 1-1-00—Arkansas 27, Texas 6
 1-1-01—Kansas St. 35, Tennessee 21
 1-1-02—Oklahoma 10, Arkansas 3
 1-1-03—Texas 35, LSU 20
 1-2-04—Mississippi 31, Oklahoma St. 28
 1-1-05—Tennessee 38, Texas A&M 7
 1-2-06—Alabama 13, Texas Tech 10

VITALIS SUN BOWL

Present Site: El Paso, Texas
Stadium (Capacity): Sun Bowl Stadium (50,429)
Playing Surface: AstroTurf
Name Changes: Sun Bowl (1936-86, 1994-95); John Hancock Sun Bowl (1987-88); John Hancock Bowl (1989-93); Norwest Bank Sun Bowl (1996); Norwest Sun Bowl (1997-99); Wells Fargo Sun Bowl (2000-03); Vitalis Sun Bowl (since 2004)
Playing Sites: Kidd Field, UTEP, El Paso (1936-62); Sun Bowl Stadium (since 1963)

1-1-36—Hardin-Simmons 14, New Mexico St. 14
 1-1-37—Hardin-Simmons 34, UTEP 6
 1-1-38—West Virginia 7, Texas Tech 6
 1-2-39—Utah 26, New Mexico 0
 1-1-40—Arizona St. 0, Catholic 0
 1-1-41—Case Reserve 26, Arizona St. 13
 1-1-42—Tulsa 6, Texas Tech 0
 1-1-43—Second Air Force 13, Hardin-Simmons 7
 1-1-44—Southwestern (Tex.) 7, New Mexico 0
 1-1-45—Southwestern (Tex.) 35, U. of Mexico 0

1-1-46—New Mexico 34, Denver 24
 1-1-47—Cincinnati 18, Virginia Tech 6
 1-1-48—Miami (Ohio) 13, Texas Tech 12
 1-1-49—West Virginia 21, UTEP 12
 1-2-50—UTEP 33, Georgetown 20
 1-1-51—West Tex. A&M 14, Cincinnati 13
 1-1-52—Texas Tech 25, Pacific 14
 1-1-53—Pacific 26, Southern Miss. 7
 1-1-54—UTEP 37, Southern Miss. 14
 1-1-55—UTEP 47, Florida St. 20
 1-2-56—Wyoming 21, Texas Tech 14
 1-1-57—George Washington 13, UTEP 0
 1-1-58—Louisville 34, Drake 0
 12-31-58—Wyoming 14, Hardin-Simmons 6
 12-31-59—New Mexico St. 28, North Texas 8
 12-31-60—New Mexico St. 20, Utah St. 13
 12-30-61—Villanova 17, Wichita St. 9
 12-31-62—West Tex. A&M 15, Ohio 14
 12-31-63—Oregon 21, SMU 14
 12-26-64—Georgia 7, Texas Tech 0
 12-31-65—UTEP 13, TCU 12
 12-24-66—Wyoming 28, Florida St. 20
 12-30-67—UTEP 14, Mississippi 7
 12-28-68—Auburn 34, Arizona 10
 12-20-69—Nebraska 45, Georgia 6
 12-19-70—Georgia Tech 17, Texas Tech 9
 12-18-71—LSU 33, Iowa St. 15
 12-30-72—North Carolina 32, Texas Tech 28
 12-29-73—Missouri 34, Auburn 17
 12-28-74—Mississippi St. 26, North Carolina 24
 12-26-75—Pittsburgh 33, Kansas 19
 1-2-77—Texas A&M 37, Florida 14
 12-31-77—Stanford 24, LSU 14
 12-23-78—Texas 42, Maryland 0
 12-22-79—Washington 14, Texas 7
 12-27-80—Nebraska 31, Mississippi St. 17
 12-26-81—Oklahoma 40, Houston 14
 12-25-82—North Carolina 26, Texas 10
 12-24-83—Alabama 28, SMU 7
 12-22-84—Maryland 28, Tennessee 27
 12-28-85—Arizona 13, Georgia 13
 12-25-86—Alabama 28, Washington 6
 12-25-87—Oklahoma St. 35, West Virginia 33
 12-24-88—Alabama 29, Army 28
 12-30-89—Pittsburgh 31, Texas A&M 28
 12-31-90—Michigan St. 17, Southern California 16
 12-31-91—UCLA 6, Illinois 3
 12-31-92—Baylor 20, Arizona 15
 12-24-93—Oklahoma 41, Texas Tech 10
 12-30-94—Texas 35, North Carolina 31
 12-29-95—Iowa 38, Washington 18
 12-31-96—Stanford 38, Michigan St. 0
 12-31-97—Arizona St. 17, Iowa 7
 12-31-98—TCU 28, Southern California 19
 12-31-99—Oregon 24, Minnesota 20
 12-29-00—Wisconsin 21, UCLA 20
 12-31-01—Washington St. 33, Purdue 27
 12-31-02—Purdue 34, Washington 24
 12-31-03—Minnesota 31, Oregon 30
 12-31-04—Arizona St. 27, Purdue 23
 12-30-05—UCLA 50, Northwestern 38

TOYOTA GATOR BOWL

Present Site: Jacksonville, Florida
Stadium (Capacity): Alltel Stadium (77,497)
Playing Surface: Grass
Name Changes: Gator Bowl (1946-85, 1991); Mazda Gator Bowl (1986-90); Outback Steakhouse Gator Bowl (1992-94); Toyota Gator Bowl (since 1995)
Playing Sites: Gator Bowl (1946-93); Florida Field, Gainesville, Fla. (1994); Jacksonville Municipal Stadium, renamed Alltel Stadium in 1997 (since 1995)

1-1-46—Wake Forest 26, South Carolina 14
 1-1-47—Oklahoma 34, North Carolina St. 13
 1-1-48—Georgia 20, Maryland 20
 1-1-49—Clemson 24, Missouri 27
 1-2-50—Maryland 20, Missouri 7
 1-1-51—Wyoming 20, Wash. & Lee 7
 1-1-52—Miami (Fla.) 14, Clemson 0
 1-1-53—Florida 14, Tulsa 13
 1-1-54—Texas Tech 35, Auburn 13
 12-31-54—Auburn 33, Baylor 13
 12-31-55—Vanderbilt 25, Auburn 13
 12-29-56—Georgia Tech 21, Pittsburgh 14

12-28-57—Tennessee 3, Texas A&M 0
 12-27-58—Mississippi 7, Florida 3
 1-2-60—Arkansas 14, Georgia Tech 7
 12-31-60—Florida 13, Baylor 12
 12-30-61—Penn St. 30, Georgia Tech 15
 12-29-62—Florida 17, Penn St. 7
 12-28-63—North Carolina 35, Air Force 0
 1-2-65—Florida St. 36, Oklahoma 19
 12-31-65—Georgia Tech 31, Texas Tech 21
 12-31-66—Tennessee 18, Syracuse 12
 12-30-67—Florida St. 17, Penn St. 17
 12-28-68—Missouri 35, Alabama 10
 12-27-69—Florida 14, Tennessee 13
 1-2-71—Auburn 35, Mississippi 28
 12-31-71—Georgia 7, North Carolina 3
 12-30-72—Auburn 24, Colorado 3
 12-29-73—Texas Tech 28, Tennessee 19
 12-30-74—Auburn 27, Texas 3
 12-29-75—Maryland 13, Florida 0
 12-27-76—Notre Dame 20, Penn St. 9
 12-30-77—Pittsburgh 34, Clemson 3
 12-29-78—Clemson 17, Ohio St. 15
 12-28-79—North Carolina 17, Michigan 15
 12-29-80—Pittsburgh 37, South Carolina 9
 12-28-81—North Carolina 31, Arkansas 27
 12-30-82—Florida St. 31, West Virginia 12
 12-30-83—Florida 14, Iowa 6
 12-28-84—Oklahoma St. 21, South Carolina 14
 12-30-85—Florida St. 34, Oklahoma St. 23
 12-27-86—Clemson 27, Stanford 21
 12-31-87—LSU 30, South Carolina 13
 1-1-89—Georgia 34, Michigan St. 27
 12-30-89—Clemson 27, West Virginia 7
 1-1-91—Michigan 35, Mississippi 3
 12-29-91—Oklahoma 48, Virginia 14
 12-31-92—Florida 27, North Carolina St. 10
 12-31-93—Alabama 24, North Carolina 10
 12-30-94—Tennessee 45, Virginia Tech 23
 1-1-96—Syracuse 41, Clemson 0
 1-1-97—North Carolina 20, West Virginia 13
 1-1-98—North Carolina 42, Virginia Tech 3
 1-1-99—Georgia Tech 35, Notre Dame 28
 1-1-00—Miami (Fla.) 28, Georgia Tech 13
 1-1-01—Virginia Tech 41, Clemson 20
 1-1-02—Florida St. 30, Virginia Tech 17
 1-1-03—North Carolina St. 28, Notre Dame 6
 1-1-04—Maryland 41, West Virginia 7
 1-1-05—Florida St. 30, West Virginia 18
 1-2-06—Virginia Tech 35, Louisville 24

CAPITAL ONE BOWL

Present Site: Orlando, Florida

Stadium (Capacity): Florida Citrus Bowl (65,438)

Playing Surface: Grass

Name Changes: Tangerine Bowl (1947-82); Florida Citrus Bowl (1983-93); CompUSA Florida Citrus Bowl (1994-99); OurHouse.com Florida Citrus Bowl (2000); Capital One/Florida Citrus Bowl (2001-02); Capital One Bowl (since 2003)

Playing Sites: Tangerine Bowl, Orlando (1947-72); Florida Field, Gainesville (1973); Tangerine Bowl (now Florida Citrus Bowl) (1974-82); Orlando Stadium (now Florida Citrus Bowl) (1983-85); Florida Citrus Bowl (since 1986)

1-1-47—Catawba 31, Maryville (Tenn.) 6
 1-1-48—Catawba 7, Marshall 0
 1-1-49—Murray St. 21, Sul Ross St. 21
 1-2-50—St. Vincent 7, Emory & Henry 6
 1-1-51—Charleston (W.V.) 35, Emory & Henry 14
 1-1-52—Stetson 35, Arkansas St. 20
 1-1-53—Tex. A&M-Commerce 33, Tennessee Tech 0
 1-1-54—Arkansas St. 7, Tex. A&M-Commerce 7
 1-1-55—Neb.-Omaha 7, Eastern Ky. 6
 1-2-56—Juniata 6, Missouri Valley 6
 1-1-57—West Tex. A&M 20, Southern Miss. 13
 1-1-58—Tex. A&M-Commerce 10, Southern Miss. 9
 12-27-58—Tex. A&M-Commerce 26, Missouri Valley 7
 1-1-60—Middle Tenn. 21, Presbyterian 12
 12-30-60—Citadel 27, Tennessee Tech 0
 12-29-61—Lamar 21, Middle Tenn. 14
 12-22-62—Houston 49, Miami (Ohio) 21
 12-28-63—Western Ky. 27, Coast Guard 0
 12-12-64—East Caro. 14, Massachusetts 13
 12-11-65—East Caro. 31, Maine 0
 12-10-66—Morgan St. 14, West Chester 6

12-16-67—Tenn.-Martin 25, West Chester 8
 12-27-68—Richmond 49, Ohio 42
 12-26-69—Toledo 56, Davidson 33
 12-28-70—Toledo 40, William & Mary 12
 12-28-71—Toledo 28, Richmond 3
 12-29-72—Tampa 21, Kent St. 18
 12-22-73—Miami (Ohio) 16, Florida 7
 12-21-74—Miami (Ohio) 21, Georgia 10
 12-20-75—Miami (Ohio) 20, South Carolina 7
 12-18-76—Oklahoma St. 49, Brigham Young 21
 12-23-77—Florida St. 40, Texas Tech 17
 12-23-78—North Carolina St. 30, Pittsburgh 17
 12-22-79—LSU 34, Wake Forest 10
 12-20-80—Florida 35, Maryland 20
 12-19-81—Missouri 19, Southern Miss. 17
 12-18-82—Auburn 33, Boston College 26
 12-17-83—Tennessee 30, Maryland 23
 12-22-84—Florida St. 17, Georgia 17
 12-28-85—Ohio St. 10, Brigham Young 7
 1-1-87—Auburn 16, Southern California 7
 1-1-88—Clemson 35, Penn St. 10
 1-2-89—Clemson 13, Oklahoma 6
 1-1-90—Illinois 31, Virginia 21
 1-1-91—Georgia Tech 45, Nebraska 21
 1-1-92—California 37, Clemson 13
 1-1-93—Georgia 21, Ohio St. 14
 1-1-94—Penn St. 31, Tennessee 13
 1-2-95—Alabama 24, Ohio St. 17
 1-1-96—Tennessee 20, Ohio St. 14
 1-1-97—Tennessee 48, Northwestern 28
 1-1-98—Florida 21, Penn St. 6
 1-1-99—Michigan 45, Arkansas 31
 1-1-00—Michigan St. 37, Florida 34
 1-1-01—Michigan 31, Auburn 28
 1-1-02—Tennessee 45, Michigan 17
 1-1-03—Auburn 13, Penn St. 9
 1-1-04—Georgia 34, Purdue 27 (ot)
 1-1-05—Iowa 30, LSU 25
 1-2-06—Wisconsin 24, Auburn 10

Note: No classified major teams participated in games from January 1, 1947, through January 1, 1960, or in 1961 and 1963 through 1967.

AUTOZONE LIBERTY BOWL

Present Site: Memphis, Tennessee

Stadium (Capacity): Liberty Bowl Memorial Stadium (62,598)

Playing Surface: Prescription Athletic Turf

Name Changes: Liberty Bowl (1959-92); St. Jude Liberty Bowl (1993-96); AXA Liberty Bowl (1997-03); AutoZone Liberty Bowl (since 2004)

Playing Sites: Municipal Stadium, Philadelphia (1959-63); Convention Hall, Atlantic City, N.J. (1964); Liberty Bowl Memorial Stadium (since 1965)

12-19-59—Penn St. 7, Alabama 0
 12-17-60—Penn St. 41, Oregon 12
 12-16-61—Syracuse 15, Miami (Fla.) 14
 12-15-62—Oregon St. 6, Villanova 0
 12-21-63—Mississippi St. 16, North Carolina St. 12
 12-19-64—Utah 32, West Virginia 6
 12-18-65—Mississippi 13, Auburn 7
 12-10-66—Miami (Fla.) 14, Virginia Tech 7
 12-16-67—North Carolina St. 14, Georgia 7
 12-14-68—Mississippi 34, Virginia Tech 17
 12-13-69—Colorado 47, Alabama 33
 12-12-70—Tulane 17, Colorado 3
 12-20-71—Tennessee 14, Arkansas 13
 12-18-72—Georgia Tech 31, Iowa St. 30
 12-17-73—North Carolina St. 31, Kansas 18
 12-16-74—Tennessee 7, Maryland 3
 12-22-75—Southern California 20, Texas A&M 0
 12-20-76—Alabama 36, UCLA 6
 12-19-77—Nebraska 21, North Carolina 17
 12-23-78—Missouri 20, LSU 15
 12-22-79—Penn St. 9, Tulane 6
 12-27-80—Purdue 28, Missouri 25
 12-30-81—Ohio St. 31, Navy 28
 12-29-82—Alabama 21, Illinois 15
 12-29-83—Notre Dame 19, Boston College 18
 12-27-84—Auburn 21, Arkansas 15
 12-27-85—Baylor 21, LSU 7
 12-29-86—Tennessee 21, Minnesota 14
 12-29-87—Georgia 20, Arkansas 17
 12-28-88—Indiana 34, South Carolina 10

12-28-89—Mississippi 42, Air Force 29
 12-27-90—Air Force 23, Ohio St. 11
 12-29-91—Air Force 38, Mississippi St. 15
 12-31-92—Mississippi 13, Air Force 0
 12-28-93—Louisville 18, Michigan St. 7
 12-31-94—Illinois 30, East Caro. 0
 12-30-95—East Caro. 19, Stanford 13
 12-27-96—Syracuse 30, Houston 17
 12-31-97—Southern Miss. 41, Pittsburgh 7
 12-31-98—Tulane 41, Brigham Young 27
 12-31-99—Southern Miss. 23, Colorado St. 17
 12-29-00—Colorado St. 22, Louisville 17
 12-31-01—Louisville 28, Brigham Young 10
 12-31-02—TCU 17, Colorado St. 3
 12-31-03—Utah 17, Southern Miss. 0
 12-31-04—Louisville 44, Boise St. 40
 12-31-05—Tulsa 31, Fresno St. 24

CHICK-FIL-A BOWL

Present Site: Atlanta, Georgia

Stadium (Capacity): Georgia Dome (71,990)

Name Changes: Peach Bowl (1968-96); Chick-fil-A Peach Bowl (1997-05); Chick-fil-A Bowl (since 2006)

Playing Surface: FieldTurf

Playing Sites: Grant Field, Atlanta (1968-70); Atlanta/Fulton County Stadium (1971-92); Georgia Dome (since 1993)

12-30-68—LSU 31, Florida St. 27
 12-30-69—West Virginia 14, South Carolina 3
 12-30-70—Arizona St. 48, North Carolina 26
 12-30-71—Mississippi 41, Georgia Tech 18
 12-29-72—North Carolina St. 49, West Virginia 13
 12-28-73—Georgia 17, Maryland 16
 12-28-74—Texas Tech 6, Vanderbilt 6
 12-31-75—West Virginia 13, North Carolina St. 10
 12-31-76—Kentucky 21, North Carolina 0
 12-31-77—North Carolina St. 24, Iowa St. 14
 12-25-78—Purdue 41, Georgia Tech 21
 12-31-79—Baylor 24, Clemson 18
 1-2-81—Miami (Fla.) 20, Virginia Tech 10
 12-31-81—West Virginia 26, Florida 6
 12-31-82—Iowa 28, Tennessee 22
 12-30-83—Florida St. 28, North Carolina 3
 12-31-84—Virginia 27, Purdue 24
 12-31-85—Army 31, Illinois 29
 12-31-86—Virginia Tech 25, North Carolina St. 24
 1-2-88—Tennessee 27, Indiana 22
 12-31-88—North Carolina St. 28, Iowa 23
 12-30-89—Syracuse 19, Georgia 18
 12-29-90—Auburn 27, Indiana 23
 1-1-92—East Caro. 37, North Carolina St. 34
 1-2-93—North Carolina 21, Mississippi St. 17
 12-31-93—Clemson 14, Kentucky 13
 1-1-95—North Carolina St. 28, Mississippi St. 24
 12-30-95—Virginia 34, Georgia 27
 12-28-96—LSU 10, Clemson 7
 1-2-98—Auburn 21, Clemson 17
 12-31-98—Georgia 35, Virginia 33
 12-30-99—Mississippi St. 17, Clemson 7
 12-29-00—LSU 28, Georgia Tech 14
 12-31-01—North Carolina 16, Auburn 10
 12-31-02—Maryland 30, Tennessee 3
 1-2-04—Clemson 27, Tennessee 14
 12-31-04—Miami (Fla.) 27, Florida 10
 12-30-05—LSU 40, Miami (Fla.) 3

TOSTITOS FIESTA BOWL

Present Site: Glendale, Arizona

Stadium (Capacity): Cardinals Stadium (73,000)

Playing Surface: Grass

Name Changes: Fiesta Bowl (1971-85, 1991-92); Sunkist Fiesta Bowl (1986-90); IBM OS/2 Fiesta Bowl (1993-95); Tostitos Fiesta Bowl (since 1996)

Playing Sites: Sun Devil Stadium, Tempe, Ariz. (1971-06); Cardinals Stadium (since 2007)

12-27-71—Arizona St. 45, Florida St. 38
 12-23-72—Arizona St. 49, Missouri 35
 12-21-73—Arizona St. 28, Pittsburgh 7
 12-28-74—Oklahoma St. 16, Brigham Young 6
 12-26-75—Arizona St. 17, Nebraska 14
 12-25-76—Oklahoma 41, Wyoming 7
 12-25-77—Penn St. 42, Arizona St. 30
 12-25-78—Arkansas 10, UCLA 10
 12-25-79—Pittsburgh 16, Arizona 10
 12-26-80—Penn St. 31, Ohio St. 19

1-1-82—Penn St. 26, Southern California 10
 1-1-83—Arizona St. 32, Oklahoma 21
 1-2-84—Ohio St. 28, Pittsburgh 23
 1-1-85—UCLA 39, Miami (Fla.) 37
 1-1-86—Michigan 27, Nebraska 23
 1-2-87—Penn St. 14, Miami (Fla.) 10
 1-1-88—Florida St. 31, Nebraska 28
 1-2-89—Notre Dame 34, West Virginia 21
 1-1-90—Florida St. 41, Nebraska 17
 1-1-91—Louisville 34, Alabama 7
 1-1-92—Penn St. 42, Tennessee 17
 1-1-93—Syracuse 26, Colorado 22
 1-1-94—Arizona 29, Miami (Fla.) 0
 1-2-95—Colorado 41, Notre Dame 24
 1-2-96—Nebraska 62, Florida 24
 1-1-97—Penn St. 38, Texas 15
 12-31-97—Kansas St. 35, Syracuse 18
 1-4-99—Tennessee 23, Florida St. 16
 1-2-00—Nebraska 31, Tennessee 21
 1-1-01—Oregon St. 41, Notre Dame 9
 1-1-02—Oregon 38, Colorado 16
 1-3-03—Ohio St. 31, Miami (Fla.) 24 (2 ot)
 1-2-04—Ohio St. 35, Kansas St. 28
 1-1-05—Utah 35, Pittsburgh 7
 1-2-06—Ohio St. 34, Notre Dame 20

INDEPENDENCE BOWL

Present Site: Shreveport, Louisiana
Stadium (Capacity): Independence Stadium (48,947)
Playing Surface: AstroPlay
Name Changes: Independence Bowl (1976-89, since 2004); Poulan Independence Bowl (1990); Poulan/Weed Eater Independence Bowl (1991-97); Sanford Independence Bowl (1998-00); MainStay Independence Bowl (2001-03)
Playing Sites: Independence Stadium (since 1976)

12-13-76—McNeese St. 20, Tulsa 16
 12-17-77—Louisiana Tech 24, Louisville 14
 12-16-78—East Caro. 35, Louisiana Tech 13
 12-15-79—Syracuse 31, McNeese St. 7
 12-13-80—Southern Miss. 16, McNeese St. 14
 12-12-81—Texas A&M 33, Oklahoma St. 16
 12-11-82—Wisconsin 14, Kansas St. 3
 12-10-83—Air Force 9, Mississippi 3
 12-15-84—Air Force 23, Virginia Tech 7
 12-21-85—Minnesota 20, Clemson 13
 12-20-86—Mississippi 20, Texas Tech 17
 12-19-87—Washington 24, Tulane 12
 12-23-88—Southern Miss. 38, UTEP 18
 12-16-89—Oregon 27, Tulsa 24
 12-15-90—Louisiana Tech 34, Maryland 34
 12-29-91—Georgia 24, Arkansas 15
 12-31-92—Wake Forest 39, Oregon 35
 12-31-93—Virginia Tech 45, Indiana 20
 12-28-94—Virginia 20, TCU 10
 12-29-95—LSU 45, Michigan St. 26
 12-31-96—Auburn 32, Army 29
 12-28-97—LSU 27, Notre Dame 9
 12-31-98—Mississippi 35, Texas Tech 18
 12-31-99—Mississippi 27, Oklahoma 25
 12-31-00—Mississippi St. 43, Texas A&M 41 (ot)
 12-27-01—Alabama 14, Iowa St. 13
 12-27-02—Mississippi 27, Nebraska 23
 12-31-03—Arkansas 27, Missouri 14
 12-28-04—Iowa St. 17, Miami (Ohio) 13
 12-30-05—Missouri 38, South Carolina 31

PACIFIC LIFE HOLIDAY BOWL

Present Site: San Diego, California
Stadium (Capacity): Qualcomm Stadium (66,000)
Playing Surface: Grass
Name Changes: Holiday Bowl (1978-85, 2002); Sea World Holiday Bowl (1986-90); Thrifty Car Rental Holiday Bowl (1991-94); Plymouth Holiday Bowl (1995-97); Culligan Holiday Bowl (1998-01); Pacific Life Holiday Bowl (since 2002)
Playing Sites: San Diego Jack Murphy Stadium, renamed Qualcomm Stadium in 1997 (since 1978)

12-22-78—Navy 23, Brigham Young 16
 12-21-79—Indiana 38, Brigham Young 37
 12-19-80—Brigham Young 46, SMU 45
 12-18-81—Brigham Young 38, Washington St. 36
 12-17-82—Ohio St. 47, Brigham Young 17
 12-23-83—Brigham Young 21, Missouri 17
 12-21-84—Brigham Young 24, Michigan 17

12-22-85—Arkansas 18, Arizona St. 17
 12-30-86—Iowa 39, San Diego St. 38
 12-30-87—Iowa 20, Wyoming 19
 12-30-88—Oklahoma St. 62, Wyoming 14
 12-29-89—Penn St. 50, Brigham Young 39
 12-29-90—Texas A&M 65, Brigham Young 14
 12-30-91—Brigham Young 13, Iowa 13
 12-30-92—Hawaii 27, Illinois 17
 12-30-93—Ohio St. 28, Brigham Young 21
 12-30-94—Michigan 24, Colorado St. 14
 12-29-95—Kansas St. 54, Colorado St. 21
 12-30-96—Colorado 33, Washington 21
 12-29-97—Colorado St. 35, Missouri 24
 12-30-98—Arizona 23, Nebraska 20
 12-29-99—Kansas St. 24, Washington 20
 12-29-00—Oregon 35, Texas 30
 12-28-01—Texas 47, Washington 43
 12-27-02—Kansas St. 34, Arizona St. 27
 12-30-03—Washington St. 28, Texas 20
 12-30-04—Texas Tech 45, California 31
 12-29-05—Oklahoma 17, Oregon 14

OUTBACK BOWL

Present Site: Tampa, Florida
Stadium (Capacity): Raymond James Stadium (65,500)
Playing Surface: Grass
Name Changes: Hall of Fame Bowl (1986-95); Outback Bowl (since 1996)
Playing Sites: Tampa Stadium, renamed Houlihan's Stadium in 1997 (1986-97); Tampa Community Stadium (1998); Raymond James Stadium (since 1999)

12-23-86—Boston College 27, Georgia 24
 1-2-88—Michigan 28, Alabama 24
 1-2-89—Syracuse 23, LSU 10
 1-1-90—Auburn 31, Ohio St. 14
 1-1-91—Clemson 30, Illinois 0
 1-1-92—Syracuse 24, Ohio St. 17
 1-1-93—Tennessee 38, Boston College 23
 1-1-94—Michigan 42, North Carolina St. 7
 1-2-95—Wisconsin 34, Duke 20
 1-1-96—Penn St. 43, Auburn 14
 1-1-97—Alabama 17, Michigan 14
 1-1-98—Georgia 33, Wisconsin 6
 1-1-99—Penn St. 26, Kentucky 14
 1-1-00—Georgia 28, Purdue 25 (ot)
 1-1-01—South Carolina 24, Ohio St. 7
 1-1-02—South Carolina 31, Ohio St. 28
 1-1-03—Michigan 38, Florida 30
 1-1-04—Iowa 37, Florida 17
 1-1-05—Georgia 24, Wisconsin 21
 1-2-06—Florida 31, Iowa 24

INSIGHT BOWL

Present Site: Tempe, Arizona
Stadium (Capacity): Sun Devil Stadium (73,000)
Playing Surface: Grass
Name Changes: Copper Bowl (1989, 1996); Domino's Pizza Copper Bowl (1990-91); Weiser Lock Copper Bowl (1992-95); Insight.com Bowl (1997-01); Insight Bowl (since 2002)
Playing Sites: Arizona Stadium, Tucson, Ariz. (1989-99); Bank One Ballpark, Phoenix (2000-05); Sun Devil Stadium (since 2006)

12-31-89—Arizona 17, North Carolina St. 10
 12-31-90—California 17, Wyoming 15
 12-31-91—Indiana 24, Baylor 0
 12-29-92—Washington St. 31, Utah 28
 12-29-93—Kansas St. 52, Wyoming 17
 12-29-94—Brigham Young 31, Oklahoma 6
 12-27-95—Texas Tech 55, Air Force 41
 12-27-96—Wisconsin 38, Utah 10
 12-27-97—Arizona 20, New Mexico 14
 12-26-98—Missouri 34, West Virginia 31
 12-31-99—Colorado 62, Boston College 28
 12-28-00—Iowa St. 37, Pittsburgh 29
 12-29-01—Syracuse 26, Kansas St. 3
 12-26-02—Pittsburgh 38, Oregon St. 13
 12-26-03—California 52, Virginia Tech 49
 12-28-04—Oregon St. 38, Notre Dame 21
 12-27-05—Arizona St. 45, Rutgers 40

CHAMPS SPORTS BOWL

Present Site: Orlando, Florida
Stadium (Capacity): Florida Citrus Bowl (65,438)
Playing Surface: Grass
Name Changes: Blockbuster Bowl (1990-93); Carquest Bowl (1994-97); Micron PC Bowl (1998); MicronPC.com Bowl (1999-00); Visit Florida Tangerine Bowl (2001); Mazda Tangerine Bowl (2002-03); Champs Sports Bowl (since 2004)
Note: The game was known as the Sunshine Football Classic for a short time in the 1997-98 offseason after Carquest Auto Parts dropped its sponsorship and before Micron agreed to be the title sponsor. Also, this game should not be confused with the Tangerine Bowl that became the Florida Citrus Bowl in 1982 and is now known as the Capital One Bowl.
Playing Sites: Joe Robbie Stadium, renamed Pro Player Stadium in 1996, Miami (1990-00); Florida Citrus Bowl (since 2001)

12-28-90—Florida St. 24, Penn St. 17
 12-28-91—Alabama 30, Colorado 25
 1-1-93—Stanford 24, Penn St. 3
 1-1-94—Boston College 31, Virginia 13
 1-2-95—South Carolina 24, West Virginia 21
 12-30-95—North Carolina 20, Arkansas 10
 12-27-96—Miami (Fla.) 31, Virginia 21
 12-29-97—Georgia Tech 35, West Virginia 30
 12-29-98—Miami (Fla.) 46, North Carolina St. 23
 12-30-99—Illinois 63, Virginia 21
 12-28-00—North Carolina St. 38, Minnesota 30
 12-20-01—Pittsburgh 34, North Carolina St. 19
 12-23-02—Texas Tech 55, Clemson 15
 12-22-03—North Carolina St. 56, Kansas 26
 12-21-04—Georgia Tech 51, Syracuse 14
 12-27-05—Clemson 19, Colorado 10

PIONEER PUREVISION LAS VEGAS BOWL

Present Site: Las Vegas, Nevada
Stadium (Capacity): Sam Boyd Stadium (40,000)
Playing Surface: TurfTech
Name Changes: Las Vegas Bowl (1992-98, 2000, 2003); EA Sports Las Vegas Bowl (1999); Sega Sports Las Vegas Bowl (2001-02); Pioneer PureVision Las Vegas Bowl (since 2004)
Playing Sites: Sam Boyd Stadium (since 1992)

12-18-92—Bowling Green 35, Nevada 34
 12-17-93—Utah St. 42, Ball St. 33
 12-15-94—UNLV 52, Central Mich. 24
 12-14-95—Toledo 40, Nevada 37 (ot)
 12-19-96—Nevada 18, Ball St. 15
 12-20-97—Oregon 41, Air Force 13
 12-19-98—North Carolina 20, San Diego St. 13
 12-18-99—Utah 17, Fresno St. 16
 12-21-00—UNLV 31, Arkansas 14
 12-25-01—Utah 10, Southern California 6
 12-25-02—UCLA 27, New Mexico 13
 12-24-03—Oregon St. 55, New Mexico 14
 12-23-04—Wyoming 24, UCLA 21
 12-22-05—California 35, Brigham Young 28

MASTERCARD ALAMO BOWL

Present Site: San Antonio, Texas
Stadium (Capacity): Alamodome (65,000)
Playing Surface: SportField Real Grass
Name Changes: Builders Square Alamo Bowl (1993-98); Sylvania Alamo Bowl (1999-01); Alamo Bowl (2002-03); MasterCard Alamo Bowl (since 2004)
Playing Sites: Alamodome (since 1993)

12-31-93—California 37, Iowa 3
 12-31-94—Washington St. 10, Baylor 3
 12-28-95—Texas A&M 22, Michigan 20
 12-29-96—Iowa 27, Texas Tech 0
 12-30-97—Purdue 33, Oklahoma St. 20
 12-29-98—Purdue 37, Kansas St. 34
 12-28-99—Penn St. 24, Texas A&M 10
 12-30-00—Nebraska 66, Northwestern 17
 12-29-01—Iowa 19, Texas Tech 16
 12-28-02—Wisconsin 31, Colorado 28 (ot)
 12-29-03—Nebraska 17, Michigan St. 3
 12-29-04—Ohio St. 33, Oklahoma St. 7
 12-28-05—Nebraska 32, Michigan 28

MPC COMPUTERS BOWL

Present Site: Boise, Idaho
Stadium (Capacity): Bronco Stadium (30,000)
Playing Surface: Blue AstroPlay
Name Changes: Sports Humanitarian Bowl (1997); Humanitarian Bowl (1998); Crucial.com Humanitarian Bowl (1999-03); MPC Computers Bowl (since 2004)
Playing Sites: Bronco Stadium (since 1997)

- 12-29-97—Cincinnati 35, Utah St. 19
- 12-30-98—Idaho 42, Southern Miss. 35
- 12-30-99—Boise St. 34, Louisville 31
- 12-28-00—Boise St. 38, UTEP 23
- 12-31-01—Clemson 49, Louisiana Tech 24
- 12-31-02—Boise St. 34, Iowa St. 16
- 1-3-04—Georgia Tech 52, Tulsa 10
- 12-27-04—Fresno St. 37, Virginia 34 (ot)
- 12-28-05—Boston College 27, Boise St. 21

MOTOR CITY BOWL

Present Site: Detroit, Michigan
Stadium (Capacity): Ford Field (65,000)
Playing Surface: FieldTurf
Playing Sites: Pontiac Silverdome (1997-01); Ford Field (since 2002)

- 12-26-97—Mississippi 34, Marshall 31
- 12-23-98—Marshall 48, Louisville 29
- 12-27-99—Marshall 21, Brigham Young 3
- 12-27-00—Marshall 25, Cincinnati 14
- 12-29-01—Toledo 23, Cincinnati 16
- 12-26-02—Boston College 51, Toledo 25
- 12-26-03—Bowling Green 28, Northwestern 24
- 12-27-04—Connecticut 39, Toledo 10
- 12-26-05—Memphis 38, Akron 31

**GAYLORD HOTELS
MUSIC CITY BOWL**

Presented By Bridgestone
Present Site: Nashville, Tennessee
Stadium (Capacity): The Coliseum (68,000)
Playing Surface: Grass
Name Changes: Music City Bowl (1998, 2000-01); HomePoint.com Music City Bowl (1999); Gaylord Hotels Music City Bowl (2002-03); Gaylord Hotels Music City Bowl Presented By Bridgestone (since 2004)
Playing Sites: Vanderbilt Stadium (1998); Adelphia Coliseum, renamed The Coliseum in 2002 (since 1999)

- 12-29-98—Virginia Tech 38, Alabama 7
- 12-29-99—Syracuse 20, Kentucky 13
- 12-28-00—West Virginia 49, Mississippi 38
- 12-28-01—Boston College 20, Georgia 16
- 12-30-02—Minnesota 29, Arkansas 14
- 12-31-03—Auburn 28, Wisconsin 14
- 12-31-04—Minnesota 20, Alabama 16
- 12-30-05—Virginia 34, Minnesota 31

GMAC BOWL

Present Site: Mobile, Alabama
Stadium (Capacity): Ladd-Peebles Stadium (40,048)
Playing Surface: FieldTurf
Name Changes: Mobile Alabama Bowl (1999); GMAC Mobile Alabama Bowl (2000); GMAC Bowl (since 2001)
Playing Sites: Ladd-Peebles Stadium (since 1999)

- 12-22-99—TCU 28, East Caro. 14
- 12-20-00—Southern Miss. 28, TCU 21
- 12-19-01—Marshall 64, East Caro. 61 (2 ot)
- 12-18-02—Marshall 38, Louisville 15
- 12-18-03—Miami (Ohio) 49, Louisville 28
- 12-22-04—Bowling Green 52, Memphis 35
- 12-21-05—Toledo 45, UTEP 13

HOUSTON BOWL

Present Site: Houston, Texas
Stadium (Capacity): Reliant Stadium (69,500)
Playing Surface: Grass
Name Changes: galleryfurniture.com Bowl (2000-01); Houston Bowl (2002, since 2006); EV1.net Houston Bowl (2003-05)
Playing Sites: Reliant Astrodome (2000-01); Reliant Stadium (since 2002)

- 12-27-00—East Caro. 40, Texas Tech 27
- 12-28-01—Texas A&M 28, TCU 9
- 12-27-02—Oklahoma St. 33, Southern Miss. 23
- 12-30-03—Texas Tech 38, Navy 14
- 12-29-04—Colorado 33, UTEP 28
- 12-31-05—TCU 27, Iowa St. 24

NEW ORLEANS BOWL

Present Site: New Orleans, Louisiana
Stadium (Capacity): Louisiana Superdome (72,500)
Playing Surface: FieldTurf
Name Changes: New Orleans Bowl (2001-03, since 2006); Wyndham New Orleans Bowl (2004-05)
Playing Sites: Louisiana Superdome (since 2001); ^Cajun Field, Lafayette, La. (2005)

- 12-18-01—Colorado St. 45, North Texas 20
- 12-17-02—North Texas 24, Cincinnati 19
- 12-16-03—Memphis 27, North Texas 17
- 12-14-04—Southern Miss. 31, North Texas 10
- 12-20-05—Southern Miss. 31, Arkansas St. 19^

SHERATON HAWAII BOWL

Present Site: Honolulu, Hawaii
Stadium (Capacity): Aloha Stadium (50,000)
Playing Surface: FieldTurf
Name Changes: Conagra Foods Hawaii Bowl (2002); Sheraton Hawaii Bowl (since 2003)
Playing Site: Aloha Stadium (since 2002)

- 12-25-02—Tulane 36, Hawaii 28
- 12-25-03—Hawaii 54, Houston 48 (3 ot)
- 12-24-04—Hawaii 59, UAB 40
- 12-24-05—Nevada 49, UCF 48 (ot)

MEINEKE CAR CARE BOWL

Present Site: Charlotte, North Carolina
Stadium (Capacity): Bank of America Stadium (73,298)
Playing Surface: Grass
Name Changes: Continental Tire Bowl (2002-04); Meineke Car Care Bowl (since 2005)
Playing Site: Ericsson Stadium, renamed Bank of America Stadium in 2004 (since 2002)

- 12-28-02—Virginia 48, West Virginia 22
- 12-27-03—Virginia 23, Pittsburgh 16
- 12-30-04—Boston College 37, North Carolina 24
- 12-31-05—North Carolina St. 14, South Fla. 0

EMERALD BOWL

Present Site: San Francisco, California
Stadium (Capacity): AT&T Park (38,437 for football)
Playing Surface: Grass
Name Change: Diamond Walnut San Francisco Bowl (2002-03); Emerald Bowl (since 2004)
Playing Site: Pacific Bell Park, renamed SBC Park in 2004, renamed AT&T Park in 2006 (since 2002)

- 12-31-02—Virginia Tech 20, Air Force 13
- 12-31-03—Boston College 35, Colorado St. 21
- 12-30-04—Navy 34, New Mexico 19
- 12-29-05—Utah 38, Georgia Tech 10


FORT WORTH BOWL

Present Site: Fort Worth, Texas
Stadium (Capacity): Amon G. Carter Stadium (43,000)
Playing Surface: Grass
Name Change: PlainsCapital Fort Worth Bowl (2003-04); Fort Worth Bowl (since 2005)
Playing Site: Amon G. Carter Stadium (since 2003)

- 12-23-03—Boise St. 34, TCU 31
- 12-23-04—Cincinnati 32, Marshall 14
- 12-23-05—Kansas 42, Houston 13

**SAN DIEGO COUNTY CREDIT UNION
POINSETTIA BOWL**

Present Site: San Diego, California
Stadium (Capacity): Qualcomm Stadium (66,000)
Playing Surface: Grass
Playing Site: Qualcomm Stadium (since 2005)
 12-22-05—Navy 51, Colorado St. 30



Navy Sports Information

Navy's Reggie Campbell tied a bowl record with five touchdowns in the Midshipmen's 51-30 win over Colorado State in the 2005 Poinsettia Bowl. Campbell ran for three scores and caught two TD passes, as he gained 290 all-purpose yards in the game.

Bowl-Game Title Sponsors

| Bowl | Title Sponsor[s] (Year Began) | Bowl Name (Years) |
|---------------|---|--|
| Alamo | Builders Square (1993-98) Sylvania (1999-01) MasterCard (since 2002) | Builders Square Alamo (1993-98) Sylvania Alamo (1999-01) Alamo Bowl Presented By MasterCard (2002-03) MasterCard Alamo Bowl (since 2004) |
| Capital One | Florida Department of Citrus (1983-02) Comp USA (1994-99) OurHouse.com (2000) Capital One (since 2001) | Florida Citrus (1983-93) CompUSA Florida Citrus (1994-99) OurHouse.com Florida Citrus (2000) Capital One Florida Citrus (2001-02) Capital One (since 2003) |
| Champs Sports | Blockbuster Video (1990-93) | Blockbuster (1990-93) |

| Bowl | Title Sponsor[s] (Year Began) | Bowl Name (Years) |
|----------|---|--|
| Carquest | Carquest Parts (1994-97) | Carquest (1994-97) |
| | Micron PC (1998-00) | Micron PC (1998) |
| | Florida Tourism (2001) | Micron PC.com (1999-00) |
| | Mazda (2002-03) | Visit Florida Tangerine (2001) Mazda Tangerine (2002-03) |
| Cotton | Champs Sports (since 2004) | Champs Sports (since 2004) |
| | Mobil (1989-95) | Cotton (1937-88, 1996) |
| | Southwestern Bell (1997-00) | Mobil Cotton (1989-95) Southwestern Bell (1997-00) |
| | SBC Communications (2001-06) AT&T (since 2007) | SBC Cotton Bowl Classic (2001-06) AT&T Cotton Bowl Classic (since 2007) |
| Emerald | Diamond Walnut Growers (2002-03) | Diamond Walnut San Francisco (2002-03) |
| | Emerald of California (since 2004) | Emerald (since 2004) |

| Bowl | Title Sponsor[s] (Year Began) | Bowl Name (Years) | Bowl | Title Sponsor[s] (Year Began) | Bowl Name (Years) | | | |
|------------------|---|---|---|---|---|---------------------|------------------------|------------------------|
| Fiesta | Sunkist (1986-90) IBM (1993-95) FritoLay/Tostitos (since 1996) | Fiesta (1971-85; 1991-92) Sunkist Fiesta (1986-90) IBM OS/2 Fiesta (1993-95) Tostitos Fiesta (since 1996) | New Orleans | Greater New Orleans Sports Foundation (2001-03) Wyndham International (2004-05) | New Orleans (2001, since 2006) Wyndham New Orleans (2004-05) | | | |
| Fort Worth | PlainsCapital (2003-04) | PlainsCapital Fort Worth (2003-04) Fort Worth Bowl (since 2005) | Orange | Federal Express (since 1989) | Orange (1935-88) Federal Express Orange (since 1989) | | | |
| Gator | Mazda (1986-91) Outback Steakhouse (1992-94) Toyota (since 1995) | Gator (1946-85) Mazda Gator (1986-91) Outback Steakhouse Gator (1992-94) Toyota Gator (since 1995) | Outback | Outback Steakhouse (since 1996) | Hall of Fame (1986-95) Outback (since 1996) | | | |
| GMAC | Mobile Alabama, Inc. (1999) GMAC Financial Services and the City of Mobile (since 2000) | Mobile Alabama (1999) GMAC Mobile Alabama (2000) GMAC (since 2001) | Peach | Chick-fil-A (since 1997) | Peach (1968-96) Chick-fil-A Peach (1997-05) Chick-fil-A (since 2006) | | | |
| Hawaii | ConAgra Foods (2002) Sheraton Hotels and Resorts (since 2003) | ConAgra Foods Hawaii (2002) Sheraton Hawaii (since 2003) | Poinsettia | San Diego County Credit Union (since 2005) | San Diego County Credit Union Poinsettia (since 2005) | | | |
| Holiday | Sea World (1986-90) Thrifty Car Rental (1991-94) Plymouth (1995-97) Culligan (1998-01) Pacific Life (since 2002) | Holiday (1978-85; since 2002) Sea World Holiday (1986-90) Thrifty Car Rental Holiday (1991-94) Plymouth Holiday (1995-97) Culligan Holiday (1998-01) Pacific Life Holiday (since 2002) | Rose | Pasadena Tournament of Roses Association (1902, since 1916) AT&T (Presenting Sponsor, 1999-02) Sony Electronics (Presenting Sponsor, 2003) Citi (Presenting Sponsor, since 2004) | Rose (since 1902) Rose Bowl Presented by AT&T (1999-02) Rose Bowl Presented By Sony (2003) Rose Bowl Presented by Citi (since 2004) | | | |
| Houston | Gallery Furniture (2000-01) EV1.net (2003-05) | Galleryfurniture.com (2000-01) Houston (2002, since 2006) EV1.net Houston (2003-05) | Sugar | USF&G Sugar (1988-95) Nokia Mobile Telephones (1996-06) Allstate (since 2007) | Sugar (1935-87) USF&G Sugar (1988-95) Nokia Sugar (1996-06) Allstate Sugar (2007) | | | |
| Independence | Poulan (1990-97) Sanford (1998-00) MainStay Management (2001-03) | Independence (1976-89, since 2004) Poulan Independence (1990) Poulan/Weed Eater Independence (1991-97) Sanford Independence (1998-00) MainStay Independence (2001-03) | Sun | John Hancock (1987-93) Norwest Corporation (1996-98) Wells Fargo (1999-03) Vitalis (since 2004) | Sun (1936-86, 1994-95) John Hancock Sun (1987-88) John Hancock (1989-93) Norwest Bank Sun (1996) Norwest Sun (1997-98) Wells Fargo Sun (1999-03) Vitalis Sun (since 2004) | | | |
| Insight | Domino's Pizza (1990-91) Weiser Lock (1992-95) Insight Enterprises (since 1997) | Copper (1989, 1996) Domino's Pizza Copper (1990-91) Weiser Lock Copper (1992-95) Insight.com (1997-01) Insight (since 2002) | Bowl Financial Analysis, 1976-05 | | | | | |
| Las Vegas | Las Vegas Convention & Visitor's Authority (1998, 2000-01) EA Sports (1999) Sega of America (2001-02) Pioneer Electronics (since 2004) | Las Vegas (1992-98, 2000, 2003) EA Sports Las Vegas (1999) Sega Sports Las Vegas (2001-02) Pioneer PureVision Las Vegas (since 2004) | (Payouts are estimates.) | | | | | |
| Liberty | St. Jude (1993-96) AXA/Equitable (since 1997) AutoZone (since 2004) | Liberty (1959-92) St. Jude Liberty (1993-96) AXA Liberty (1997-03) AutoZone Liberty (since 2004) | Year | No. Bowls | No. Teams | Total Payout | Per-Game Payout | Per-Team Payout |
| Meineke Car Care | Continental Tires (2002-04) Meineke Car Care Centers (since 2005) | Continental Tire (2002-04) Meineke Car Care (since 2005) | 1976-77 | 11 | 22 | \$11,345,851 | \$515,714 | \$257,857 |
| Motor City | Motor City Bowl, Inc. (1997) General Motors, Daimler-Chrysler and Ford (Presenting Sponsors since 1998) | Ford Motor City (1997) Motor City (since 1998) | 1977-78 | 12 | 24 | 13,323,638 | 1,110,303 | 555,152 |
| MPC Computers | Humanitarian Bowl Association (1997-98) Crucial Technology (1999-03) MPC Computers (since 2004) | Sports Humanitarian (1997) Humanitarian (1998) Crucial.com Humanitarian (1999-03) MPC Computers (since 2004) | 1978-79 | 13 | 26 | 15,506,516 | 1,192,809 | 596,405 |
| Music City | American General (1998) HomePoint.com (1999) Gaylord Entertainment (2002-03) Gaylord Entertainment and Bridgestone (since 2004) | Music City (1998, 2000-01) HomePoint.com Music City (1999) Gaylord Hotels Music City (2002-03) Gaylord Hotels Music City Presented by Bridgestone (since 2004) | 1979-80 | 15 | 30 | 17,219,624 | 1,324,586 | 662,293 |
| | | | 1980-81 | 13 | 26 | 19,517,938 | 1,501,380 | 750,690 |
| | | | 1981-82 | 14 | 28 | 21,791,222 | 1,556,516 | 778,258 |
| | | | 1982-83 | 15 | 30 | 26,682,486 | 1,778,832 | 889,416 |
| | | | 1983-84 | 15 | 30 | 32,535,788 | 2,169,052 | 1,084,256 |
| | | | 1984-85 | 16 | 32 | 36,666,738 | 2,291,671 | 1,145,836 |
| | | | 1985-86 | 16 | 32 | 36,995,864 | 2,312,242 | 1,156,121 |
| | | | 1986-87 | 17 | 34 | 45,830,906 | 2,695,936 | 1,347,968 |
| | | | 1987-88 | 17 | 34 | 48,251,516 | 2,838,324 | 1,419,162 |
| | | | 1988-89 | 17 | 34 | 52,905,426 | 3,112,084 | 1,556,042 |
| | | | 1989-90 | 18 | 36 | 58,208,058 | 3,233,781 | 1,616,891 |
| | | | 1990-91 | 19 | 38 | 60,378,362 | 3,177,809 | 1,588,904 |
| | | | 1991-92 | 18 | 36 | 63,494,554 | 3,527,475 | 1,763,738 |
| | | | 1992-93 | 18 | 36 | 67,950,000 | 3,775,000 | 1,887,500 |
| | | | 1993-94 | 19 | 38 | 71,006,000 | 3,737,158 | 1,868,579 |
| | | | 1994-95 | 19 | 38 | 72,416,000 | 3,811,368 | 1,905,684 |
| | | | 1995-96 | 18 | 36 | 101,390,000 | 5,632,778 | 2,816,389 |
| | | | 1996-97 | 18 | 36 | 101,316,000 | 5,628,667 | 2,814,333 |
| | | | 1997-98 | 20 | 40 | 108,750,000 | 5,437,500 | 2,718,750 |
| | | | 1998-99 | 22 | 44 | 145,924,000 | 6,632,909 | 3,316,455 |
| | | | 1999-00 | 23 | 46 | 146,000,000 | 6,373,913 | 3,186,957 |
| | | | 2000-01 | 25 | 50 | 161,826,000 | 6,473,040 | 3,236,520 |
| | | | 2001-02 | 25 | 50 | 156,900,000 | 6,276,000 | 3,138,000 |
| | | | 2002-03 | 28 | 56 | 172,710,000 | 6,168,214 | 3,084,107 |
| | | | 2003-04 | 28 | 56 | 202,500,000 | 7,232,143 | 3,616,071 |
| | | | 2004-05 | 28 | 56 | 186,373,416 | 6,656,193 | 3,328,096 |
| | | | 2005-06 | 28 | 56 | 191,500,000 | 7,365,385 | 3,682,692 |

30 Former Major Bowl Games

(Games in which at least one team was classified major that season)

ALAMO

(San Antonio, Texas)

1-4-47—Hardin-Simmons 20, Denver 0

ALL-AMERICAN

(Called Hall of Fame Classic, 1977-85)
(Birmingham, Ala.)

12-22-77—Maryland 17, Minnesota 7
12-20-78—Texas A&M 28, Iowa St. 12
12-29-79—Missouri 24, South Carolina 14
12-27-80—Arkansas 34, Tulane 15
12-31-81—Mississippi St. 10, Kansas 0

12-31-82—Air Force 36, Vanderbilt 28
12-22-83—West Virginia 20, Kentucky 16
12-29-84—Kentucky 20, Wisconsin 19
12-31-85—Georgia Tech 17, Michigan St. 14
12-31-86—Florida St. 27, Indiana 13

12-22-87—Virginia 22, Brigham Young 16
12-29-88—Florida 14, Illinois 10
12-28-89—Texas Tech 49, Duke 21
12-28-90—North Carolina St. 31, Southern Miss. 27

ALOHA

(Honolulu, Hawaii)

12-25-82—Washington 21, Maryland 20
12-26-83—Penn St. 13, Washington 10
12-29-84—SMU 27, Notre Dame 20
12-28-85—Alabama 24, Southern California 3
12-27-86—Arizona 30, North Carolina 21

12-25-87—UCLA 20, Florida 16
12-25-88—Washington St. 24, Houston 22
12-25-89—Michigan St. 33, Hawaii 13
12-25-90—Syracuse 28, Arizona 0
12-25-91—Georgia Tech 18, Stanford 17

12-25-92—Kansas 23, Brigham Young 20
12-25-93—Colorado 41, Fresno St. 30
12-25-94—Boston College 12, Kansas St. 7
12-25-95—Kansas 51, UCLA 30
12-25-96—Navy 42, California 38

12-25-97—Washington 51, Michigan St. 23
12-25-98—Colorado 51, Oregon 43
12-25-99—Wake Forest 23, Arizona St. 3
12-25-00—Boston College 31, Arizona St. 17

AVIATION

(Dayton, Ohio)

12-9-61—New Mexico 28, Western Mich. 12

BACARDI

(Cuban National Sports Festival at Havana)

1-1-37—Auburn 7, Villanova 7

BLUEBONNET

(Houston, Texas)

12-19-59—Clemson 23, TCU 7
12-17-60—Alabama 3, Texas 3
12-16-61—Kansas 33, Rice 7
12-22-62—Missouri 14, Georgia Tech 10
12-21-63—Baylor 14, LSU 7

12-19-64—Tulsa 14, Mississippi 7
12-18-65—Tennessee 27, Tulsa 6
12-17-66—Texas 19, Mississippi 0
12-23-67—Colorado 31, Miami (Fla.) 21
12-31-68—SMU 28, Oklahoma 27

12-31-69—Houston 36, Auburn 7
12-31-70—Alabama 24, Oklahoma 24
12-31-71—Colorado 29, Houston 17
12-30-72—Tennessee 24, LSU 17
12-29-73—Houston 47, Tulane 7

12-23-74—Houston 31, North Carolina St. 31
12-27-75—Texas 38, Colorado 21
12-31-76—Nebraska 27, Texas Tech 24
12-31-77—Southern California 47, Texas A&M 28
12-31-78—Stanford 25, Georgia 22

12-31-79—Purdue 27, Tennessee 22
12-31-80—North Carolina 16, Texas 7
12-31-81—Michigan 33, UCLA 14
12-31-82—Arkansas 28, Florida 24
12-31-83—Oklahoma St. 24, Baylor 14

12-31-84—West Virginia 31, TCU 14
12-31-85—Air Force 24, Texas 16
12-31-86—Baylor 21, Colorado 9
12-31-87—Texas 32, Pittsburgh 27

BLUEGRASS

(Louisville, Ky.)

12-13-58—Oklahoma St. 15, Florida St. 6

CALIFORNIA

(Fresno, Calif.)

12-19-81—Toledo 27, San Jose St. 25
12-18-82—Fresno St. 29, Bowling Green 28
12-17-83—Northern Ill. 20, Cal St. Fullerton 13
12-15-84—UNLV 30, *Toledo 13
12-14-85—Fresno St. 51, Bowling Green 7

12-13-86—San Jose St. 37, Miami (Ohio) 7
12-12-87—Eastern Mich. 30, San Jose St. 27
12-10-88—Fresno St. 35, Western Mich. 30
12-9-89—Fresno St. 27, Ball St. 6
12-8-90—San Jose St. 48, Central Mich. 24
12-14-91—Bowling Green 28, Fresno St. 21

*Won by forfeit.

CAMELLIA

(Lafayette, La.)

12-30-48—Hardin-Simmons 49, Wichita 12

CHERRY

(Pontiac, Mich.)

12-22-84—Army 10, Michigan St. 6
12-21-85—Maryland 35, Syracuse 18

DELTA

(Memphis, Tenn.)

1-1-48—Mississippi 13, TCU 9
1-1-49—William & Mary 20, Oklahoma St. 0

DIXIE BOWL

(Birmingham, Ala.)

1-1-48—Arkansas 21, William & Mary 19
1-1-49—Baylor 20, Wake Forest 7

DIXIE CLASSIC

(Dallas, Texas)

1-2-22—Texas A&M 22, Centre 14
1-1-25—West Va. Wesleyan 9, SMU 7
1-1-34—Arkansas 7, Centenary (La.) 7

FORT WORTH CLASSIC

(Fort Worth, Texas)

1-1-21—Centre 63, TCU 7

FREEDOM

(Anaheim, Calif.)

12-26-84—Iowa 55, Texas 17
12-30-85—Washington 20, Colorado 17
12-30-86—UCLA 31, Brigham Young 10
12-30-87—Arizona St. 33, Air Force 28
12-29-88—Brigham Young 20, Colorado 17

12-30-89—Washington 34, Florida 7
12-29-90—Colorado St. 32, Oregon 31
12-30-91—Tulsa 28, San Diego St. 17
12-29-92—Fresno St. 24, Southern California 7
12-30-93—Southern California 28, Utah 21
12-27-94—Utah 16, Arizona 13

GARDEN STATE

(East Rutherford, N.J.)

12-16-78—Arizona St. 34, Rutgers 18
12-15-79—Temple 28, California 17
12-14-80—Houston 35, Navy 0
12-13-81—Tennessee 28, Wisconsin 21

GOTHAM

(New York, N.Y.)

12-9-61—Baylor 24, Utah St. 9
12-15-62—Nebraska 36, Miami (Fla.) 34

GREAT LAKES

(Cleveland, Ohio)

12-6-47—Kentucky 24, Villanova 14

HARBOR

(San Diego, Calif.)

1-1-47—Montana St. 13, New Mexico 13
1-1-48—Hardin-Simmons 53, San Diego St. 0
1-1-49—Villanova 27, Nevada 7

LOS ANGELES CHRISTMAS FESTIVAL

(Los Angeles, Calif.)

12-25-24—Southern California 20, Missouri 7

MERCY

(Los Angeles, Calif.)

11-23-61—Fresno St. 36, Bowling Green 6

OIL

(Houston, Texas)

1-1-46—Georgia 20, Tulsa 6
1-1-47—Georgia Tech 41, St. Mary's (Cal.) 19

PASADENA BOWL

(Called Junior Rose Bowl in 1967)

(Pasadena, Calif.)

12-2-67—West Tex. A&M 35, Cal St. Northridge 13
12-6-69—San Diego St. 28, Boston U. 7
12-19-70—Long Beach St. 24, Louisville 24
12-18-71—Memphis 28, San Jose St. 9

PRESIDENTIAL CUP

(College Park, Md.)

12-9-50—Texas A&M 40, Georgia 20

RAISIN

(Fresno, Calif.)

1-1-46—Drake 13, Fresno St. 12
1-1-47—San Jose St. 20, Utah St. 0
1-1-48—Pacific 26, Wichita St. 14
1-1-49—Occidental 21, Colorado St. 20
12-31-49—San Jose St. 20, Texas Tech 13

SALAD

(Phoenix, Ariz.)

1-1-48—Nevada 13, North Texas 6
1-1-49—Drake 14, Arizona 13
1-1-50—Xavier (Ohio) 33, Arizona St. 21
1-1-51—Miami (Ohio) 34, Arizona St. 21
1-1-52—Houston 26, Dayton 21

SAN DIEGO EAST-WEST

CHRISTMAS CLASSIC

(San Diego, Calif.)

12-26-21—Centre 38, Arizona 0
12-25-22—West Virginia 21, Gonzaga 13

SEATTLE

(Called Oahu Classic, 1998-2000)

(Seattle, Washington)

12-25-98—Air Force 45, Washington 25
12-29-99—Hawaii 23, Oregon St. 17
12-24-00—Georgia 37, Virginia 14
12-27-01—Georgia Tech 24, Stanford 14
12-30-02—Wake Forest 38, Oregon 17

SHRINE

(Little Rock, Ark.)

12-18-48—Hardin-Simmons 40, Ouachita Baptist 12

SILICON VALLEY FOOTBALL CLASSIC

(San Jose, Calif.)

12-31-00—Air Force 37, Fresno St. 34
12-31-01—Michigan St. 44, Fresno St. 35
12-31-02—Fresno St. 30, Georgia Tech 21
12-30-03—Fresno St. 17, UCLA 9
12-30-04—Northern Ill. 34, Troy 21

Other Major Postseason Games

There was a proliferation of postseason benefit games specially scheduled at the conclusion of the regular season during the Great Depression (principally in 1931) to raise money for relief of the unemployed in response to the President's Committee on Mobilization of Relief Resources and for other charitable causes.

The exact number of these games is unknown, but it is estimated that more than 100 college games were played nationwide during this period, often irrespective of the competing teams' records.

Most notable among these postseason games were the Tennessee-New York University game of 1931 and the Army-Navy contests of 1930 and 1931 (the two academies had severed athletics relations during 1928-31 and did not meet in regular-season play). All three games were played before huge crowds in New York City's Yankee Stadium.

Following is a list of the principal postseason benefit and charity games involving at least one major college. Not included (nor included in all-time team won-lost records) are several special feature, same-day double-header tournaments in 1931 in which four participating teams were paired to play halves or modified quarters.

| Date | Site | Opposing Teams |
|----------|----------|--------------------------|
| 12-6-30 | New York | Colgate 7, New York U. 0 |
| 12-13-30 | New York | Army 6, Navy 0 |

| Date | Site | Opposing Teams |
|----------|--------------|-------------------------------|
| 11-28-31 | Kansas City | Temple 38, Missouri 6 |
| 11-28-31 | Chicago | Purdue 7, Northwestern 0 |
| 11-28-31 | Minneapolis | Minnesota 19, Ohio St. 7 |
| 11-28-31 | Ann Arbor | Michigan 16, Wisconsin 0 |
| 11-28-31 | Philadelphia | Penn St. 31, Lehigh 0 |
| 12-2-31 | Chattanooga | Alabama 49, Chattanooga 0 |
| 12-3-31 | Brooklyn | Manhattan 7, Rutgers 6 |
| 12-5-31 | Denver | Nebraska 20, Colorado St. 7 |
| 12-5-31 | Pittsburgh | Carnegie Mellon 0, Duquesne 0 |
| 12-5-31 | New York | Tennessee 13, New York U. 0 |
| 12-5-31 | St. Louis | St. Louis 31, Missouri 6 |
| 12-5-31 | Topeka | Kansas 6, Washburn 0 |
| 12-5-31 | Wichita | Kansas St. 20, Wichita St. 6 |
| 12-5-31 | Columbia | Centre 9, South Carolina 7 |
| 12-5-31 | Norman | Oklahoma City 6, Oklahoma 0 |
| 12-12-31 | New York | Army 17, Navy 7 |
| 12-12-31 | Tulsa | Oklahoma 20, Tulsa 7 |
| 1-2-33 | El Paso | SMU 26, UTEP 0 |
| 12-8-34 | St. Louis | SMU 7, Washington-St. Louis 0 |

Team-by-Team Bowl Results

All-Time Bowl-Game Records

This list includes all bowls played by a current major team, providing its opponent was classified as a major that season or it was a major team then. The list excludes games in which a home team served as a predetermined, preseason host regardless of its record and/or games scheduled before the season, thus eliminating the old Pineapple, Glass and Palm Festival. Following is the alphabetical list showing the record of each current major team in all major bowls.

| Team | W | L | T | Team | W | L | T |
|----------------|----|----|---|---------------------|----|----|---|
| Air Force | 8 | 8 | 1 | Louisville | 5 | 7 | 1 |
| Akron | 0 | 1 | 0 | Marshall | 5 | 2 | 0 |
| UAB | 0 | 1 | 0 | Maryland | 8 | 10 | 2 |
| Alabama | 30 | 20 | 3 | Memphis | 3 | 1 | 0 |
| Arizona | 5 | 7 | 1 | Miami (Fla.) | 17 | 13 | 0 |
| Arizona St. | 12 | 9 | 1 | Miami (Ohio) | 6 | 3 | 0 |
| Arkansas | 11 | 20 | 3 | Michigan | 18 | 19 | 0 |
| Arkansas St. | 0 | 1 | 0 | Michigan St. | 7 | 10 | 0 |
| Army | 2 | 2 | 0 | Minnesota | 5 | 6 | 0 |
| Auburn | 17 | 13 | 2 | Mississippi | 19 | 12 | 0 |
| Ball St. | 0 | 3 | 0 | Mississippi St. | 6 | 6 | 0 |
| Baylor | 8 | 8 | 0 | Missouri | 10 | 13 | 0 |
| Boise St. | 4 | 2 | 0 | Missouri St. | 6 | 5 | 1 |
| Boston College | 11 | 6 | 0 | Navy | 22 | 21 | 0 |
| Bowling Green | 4 | 3 | 0 | Nebraska | 22 | 21 | 0 |
| Brigham Young | 7 | 16 | 1 | Nevada | 3 | 3 | 0 |
| California | 7 | 8 | 1 | UNLV | #3 | 0 | 0 |
| UCF | 0 | 1 | 0 | New Mexico | 2 | 6 | 1 |
| Central Mich. | 0 | 2 | 0 | New Mexico St. | 2 | 0 | 1 |
| Cincinnati | 3 | 4 | 0 | North Carolina | 12 | 13 | 0 |
| Clemson | 15 | 13 | 0 | North Carolina St. | 12 | 10 | 1 |
| Colorado | 12 | 15 | 0 | North Texas | 1 | 5 | 0 |
| Colorado St. | 4 | 7 | 0 | Northern Ill. | 2 | 0 | 0 |
| Connecticut | 1 | 0 | 0 | Northwestern | 1 | 5 | 0 |
| Duke | 3 | 5 | 0 | Notre Dame | 13 | 14 | 0 |
| East Caro. | 4 | 3 | 0 | Ohio | 0 | 2 | 0 |
| Eastern Mich. | 1 | 0 | 0 | Ohio St. | 18 | 19 | 0 |
| Florida | 15 | 18 | 0 | Oklahoma | 24 | 14 | 1 |
| Florida St. | 19 | 13 | 2 | Oklahoma St. | 10 | 6 | 0 |
| Fresno St. | 9 | 7 | 0 | Oregon | 7 | 12 | 0 |
| Georgia | 22 | 16 | 3 | Oregon St. | 5 | 4 | 0 |
| Georgia Tech. | 22 | 12 | 0 | Penn St. | 24 | 12 | 2 |
| Hawaii | 4 | 2 | 0 | Pittsburgh | 10 | 14 | 0 |
| Houston | 7 | 8 | 1 | Purdue | 7 | 6 | 0 |
| Idaho | 1 | 0 | 0 | Rice | 4 | 3 | 0 |
| Illinois | 6 | 8 | 0 | Rutgers | 0 | 2 | 0 |
| Indiana | 3 | 5 | 0 | San Diego St. | 1 | 4 | 0 |
| Iowa | 11 | 9 | 1 | San Jose St. | 4 | 3 | 0 |
| Iowa St. | 2 | 7 | 0 | South Carolina | 3 | 9 | 0 |
| Kansas | 4 | 6 | 0 | South Fla. | 0 | 1 | 0 |
| Kansas St. | 6 | 6 | 0 | Southern California | 28 | 16 | 0 |
| Kent St. | 0 | 1 | 0 | SMU | 4 | 6 | 1 |
| Kentucky | 5 | 5 | 0 | Southern Miss. | 7 | 7 | 0 |
| LSU | 18 | 18 | 1 | Stanford | 9 | 10 | 1 |
| Louisiana Tech | 1 | 2 | 1 | Syracuse | 12 | 9 | 1 |
| | | | | Temple | 1 | 1 | 0 |

| Team | W | L | T | Team | W | L | T |
|------------|----|----|---|----------------|------------|------------|-----------|
| Tennessee | 24 | 21 | 0 | Utah St. | 1 | 4 | 0 |
| Texas | 22 | 21 | 0 | Vanderbilt | 1 | 1 | 1 |
| UTEP | 5 | 7 | 0 | Virginia | 7 | 9 | 0 |
| Texas A&M | 13 | 15 | 0 | Virginia Tech | 7 | 12 | 0 |
| TCU | 8 | 13 | 1 | Wake Forest | 4 | 2 | 0 |
| Texas Tech | 8 | 20 | 1 | Washington | 14 | 14 | 1 |
| Toledo | 7 | 3 | 0 | Washington St. | 6 | 4 | 0 |
| Troy | 0 | 1 | 0 | Washington St. | 6 | 4 | 0 |
| Tulane | 4 | 6 | 0 | West Virginia | 10 | 15 | 0 |
| Tulsa | 5 | 8 | 0 | Western Mich. | 0 | 2 | 0 |
| UCLA | 13 | 13 | 1 | Wisconsin | 9 | 8 | 0 |
| Utah | 8 | 3 | 0 | Wyoming | 5 | 6 | 0 |
| | | | | TOTALS | 870 | 870 | 42 |

#Later lost game by forfeit. The following current Division I-A teams have not played in a major bowl game: La-Lafayette, La-Monroe and Middle Tenn.

Major Bowl Records of Non-Division I-A Teams

Boston U. 0-1-0; Brown 0-1-0; Bucknell 1-0-0; Cal St. Fullerton 0-1-0; Cal St. Northridge 0-1-0; Carnegie Mellon 0-1-0; Case Reserve 1-0-0; Catholic 1-0-1; Centenary (La.) 0-0-1; Centre 2-1-0; Citadel 1-0-0; Columbia 1-0-0; Davidson 0-1-0; Dayton 0-1-0; Denver 0-2-0; Drake 2-1-0; Duquesne 1-0-0; Fordham 1-1-0; George Washington 1-0-0; Georgetown 0-2-0; Gonzaga 0-1-0; Hardin-Simmons 5-2-1; Harvard 1-0-0; Holy Cross 0-1-0; Long Beach St. 0-0-1; Marquette 0-1-0; McNeese St. 1-2-0; Montana St. 0-0-1; Occidental 1-0-0; Ouachita Baptist 0-1-0; Pacific 2-1-0; Penn 0-1-0; Randolph Field 0-0-1; Richmond 1-1-0; St. Mary's (Cal.) 1-2-0; Santa Clara 3-0-0; Second Air Force 1-0-0; Southwestern (Tex.) 2-0-0; Tampa 1-0-0; Tennessee Tech 0-1-0; U. of Mexico 0-1-0; Villanova 2-2-1; Wash. & Jeff. 0-0-1; Wash. & Lee 0-1-0; West Tex. A&M 3-0-0; West Va. Wesleyan 1-0-0; Wichita St. 0-3-0; William & Mary 1-2-0; Xavier (Ohio) 1-0-0. TOTALS: 39-37-8

All-Time Bowl Appearances Leaders

(Must be classified as a major bowl game where one team was considered a major college at the time.)

| Team | Appearances | Team | Appearances |
|---------------------|-------------|--------------------|-------------|
| Alabama | 53 | Clemson | 28 |
| Tennessee | 45 | Texas A&M | 28 |
| Texas | 45 | Colorado | 27 |
| Southern California | 44 | Notre Dame | 27 |
| Nebraska | 43 | UCLA | 27 |
| Georgia | 41 | North Carolina | 25 |
| Oklahoma | 39 | West Virginia | 25 |
| Penn St. | 38 | Brigham Young | 24 |
| LSU | 37 | Pittsburgh | 24 |
| Michigan | 37 | Missouri | 23 |
| Ohio St. | 37 | North Carolina St. | 23 |
| Arkansas | 34 | Arizona St. | 22 |
| Florida St. | 34 | Syracuse | 22 |
| Georgia Tech. | 34 | TCU | 22 |
| Florida | 33 | Iowa | 21 |
| Auburn | 32 | Maryland | 20 |
| Mississippi | 31 | Stanford | 20 |
| Miami (Fla.) | 30 | Oregon | 19 |
| Texas Tech | 29 | Virginia Tech | 19 |
| Washington | 29 | Air Force | 17 |

| Team | Appearances | Team | Appearances |
|----------------|-------------|--------------|-------------|
| Boston College | 17 | Houston | 16 |
| Michigan St. | 17 | Oklahoma St. | 16 |
| Wisconsin | 17 | Virginia | 16 |
| Baylor | 16 | | |
| California | 16 | | |

All-Time Bowl Victories Leaders

(Includes bowls where at least one team was classified a major college at the time.)

| Team | Victories | Team | Victories |
|---------------------|-----------|--------------------|-----------|
| Alabama | 30 | Notre Dame | 13 |
| Southern California | 28 | Texas A&M | 13 |
| Oklahoma | 24 | UCLA | 13 |
| Penn St. | 24 | Arizona St. | 12 |
| Tennessee | 24 | Colorado | 12 |
| Georgia | 22 | North Carolina | 12 |
| Georgia Tech | 22 | North Carolina St. | 12 |
| Nebraska | 22 | Syracuse | 12 |
| Texas | 22 | Arkansas | 11 |
| Florida St. | 19 | Boston College | 11 |
| Mississippi | 19 | Iowa | 11 |
| LSU | 18 | Missouri | 10 |
| Michigan | 18 | Oklahoma St. | 10 |
| Ohio St. | 18 | Vanderbilt | 10 |
| Auburn | 17 | Pittsburgh | 10 |
| Miami (Fla.) | 17 | West Virginia | 10 |
| Clemson | 15 | Fresno St. | 9 |
| Florida | 15 | Stanford | 9 |
| Washington | 14 | Wisconsin | 9 |

Team-by-Team Major Bowl Scores With Coach of Each Bowl Team

Listed below are the 113 I-A teams that have participated in history's 935 major bowl games (the term "major bowl" is defined above the alphabetical list of team bowl records). The teams are listed alphabetically, with each coach listed along with the bowl participated in, date played, opponent, score and team's all-time bowl-game record. After the I-A list is a group of 49 teams that played in a major bowl game or games but are no longer classified as I-A.

| School/Coach | Bowl/Date | Opponent/Score |
|-------------------|-------------------------|---------------------------|
| AIR FORCE | | |
| Ben Martin | Cotton 1-1-59 | TCU 0-0 |
| Ben Martin | Gator 12-28-63 | North Carolina 0-35 |
| Ben Martin | Sugar 1-1-71 | Tennessee 13-34 |
| Ken Hatfield | Hall of Fame 12-31-82 | Vanderbilt 36-28 |
| Ken Hatfield | Independence 12-10-83 | Mississippi 9-3 |
| Fisher DeBerry | Independence 12-15-84 | Virginia Tech 23-7 |
| Fisher DeBerry | Bluebonnet 12-31-85 | Texas 24-16 |
| Fisher DeBerry | Freedom 12-30-87 | Arizona St. 28-33 |
| Fisher DeBerry | Liberty 12-28-89 | Mississippi 29-42 |
| Fisher DeBerry | Liberty 12-27-90 | Ohio St. 23-11 |
| Fisher DeBerry | Liberty 12-29-91 | Mississippi St. 38-15 |
| Fisher DeBerry | Liberty 12-31-92 | Mississippi 0-13 |
| Fisher DeBerry | Copper 12-27-95 | Texas Tech 41-55 |
| Fisher DeBerry | Las Vegas 12-20-97 | Oregon 13-41 |
| Fisher DeBerry | Oahu Classic 12-25-98 | Washington 45-25 |
| Fisher DeBerry | Silicon Valley 12-31-00 | Fresno St. 37-34 |
| Fisher DeBerry | San Francisco 12-31-02 | Virginia Tech 13-20 |
| All bowls 8-8-1 | | |
| AKRON | | |
| J.D. Brookhart | Motor City 12-26-05 | Memphis 31-38 |
| All bowls 0-1-0 | | |
| UAB | | |
| Watson Brown | Hawaii 12-24-04 | Hawaii 40-59 |
| All bowls 0-1-0 | | |
| ALABAMA | | |
| Wallace Wade | Rose 1-1-26 | Washington 20-19 |
| Wallace Wade | Rose 1-1-27 | Stanford 7-7 |
| Wallace Wade | Rose 1-1-31 | Washington St. 24-0 |
| Frank Thomas | Rose 1-1-35 | Stanford 29-13 |
| Frank Thomas | Rose 1-1-38 | California 0-13 |
| Frank Thomas | Cotton 1-1-42 | Texas A&M 29-21 |
| Frank Thomas | Orange 1-1-43 | Boston College 37-21 |
| Frank Thomas | Sugar 1-1-45 | Duke 26-29 |
| Frank Thomas | Rose 1-1-46 | Southern California 34-14 |
| Harold "Red" Drew | Sugar 1-1-48 | Texas 7-27 |
| Harold "Red" Drew | Orange 1-1-53 | Syracuse 61-6 |
| Harold "Red" Drew | Cotton 1-1-54 | Rice 6-28 |

| School/Coach | Bowl/Date | Opponent/Score |
|------------------------|----------------------------|--------------------------|
| Paul "Bear" Bryant | Liberty 12-19-59 | Penn St. 0-7 |
| Paul "Bear" Bryant | Bluebonnet 12-17-60 | Texas 3-3 |
| Paul "Bear" Bryant | Sugar 1-1-62 | Arkansas 10-3 |
| Paul "Bear" Bryant | Orange 1-1-63 | Oklahoma 17-0 |
| Paul "Bear" Bryant | Sugar 1-1-64 | Mississippi 12-7 |
| Paul "Bear" Bryant | Orange 1-1-65 | Texas 17-21 |
| Paul "Bear" Bryant | Orange 1-1-66 | Nebraska 39-28 |
| Paul "Bear" Bryant | Sugar 1-2-67 | Nebraska 34-7 |
| Paul "Bear" Bryant | Cotton 1-1-68 | Texas A&M 16-20 |
| Paul "Bear" Bryant | Gator 12-28-68 | Missouri 10-35 |
| Paul "Bear" Bryant | Liberty 12-13-69 | Colorado 33-47 |
| Paul "Bear" Bryant | Bluebonnet 12-31-70 | Oklahoma 24-24 |
| Paul "Bear" Bryant | Orange 1-1-72 | Nebraska 6-38 |
| Paul "Bear" Bryant | Cotton 1-1-73 | Texas 13-17 |
| Paul "Bear" Bryant | Sugar 12-31-73 | Notre Dame 23-24 |
| Paul "Bear" Bryant | Orange 1-1-75 | Notre Dame 11-13 |
| Paul "Bear" Bryant | Sugar 12-31-75 | Penn St. 13-6 |
| Paul "Bear" Bryant | Liberty 12-20-76 | UCLA 36-6 |
| Paul "Bear" Bryant | Sugar 1-2-78 | Ohio St. 35-6 |
| Paul "Bear" Bryant | Sugar 1-1-79 | Penn St. 14-7 |
| Paul "Bear" Bryant | Sugar 1-1-80 | Arkansas 24-9 |
| Paul "Bear" Bryant | Cotton 1-1-81 | Baylor 30-2 |
| Paul "Bear" Bryant | Cotton 1-1-82 | Texas 12-14 |
| Paul "Bear" Bryant | Liberty 12-29-82 | Illinois 21-15 |
| Ray Perkins | Sun 12-24-83 | SMU 28-7 |
| Ray Perkins | Aloha 12-28-85 | Southern California 24-3 |
| Ray Perkins | Sun 12-25-86 | Washington 28-6 |
| Bill Curry | Hall of Fame 1-2-88 | Michigan 24-28 |
| Bill Curry | Sun 12-24-88 | Army 29-28 |
| Bill Curry | Sugar 1-1-90 | Miami (Fla.) 25-33 |
| Gene Stallings | Fiesta 1-1-91 | Louisville 7-34 |
| Gene Stallings | Blockbuster 12-28-91 | Colorado 30-25 |
| Gene Stallings | Sugar 1-1-93 | Miami (Fla.) 34-13 |
| Gene Stallings | Gator 12-31-93 | North Carolina 24-10 |
| Gene Stallings | Florida Citrus 1-2-95 | Ohio St. 24-17 |
| Gene Stallings | Outback 1-1-97 | Michigan 17-14 |
| Mike DuBose | Music City 12-29-98 | Virginia Tech 7-38 |
| Mike DuBose | Orange 1-1-00 | Michigan 34-35 (ot) |
| Dennis Franchione | Independence 12-27-01 | Iowa St. 14-13 |
| Mike Shula | Music City 12-31-04 | Minnesota 16-20 |
| Mike Shula | Cotton 1-2-06 | Texas Tech 13-10 |
| All bowls 30-20-3 | | |
| ARIZONA | | |
| J.F. "Pop" McKale | San Diego East-West | Centre 0-38 |
| | Christmas Classic 12-26-21 | |
| Miles Casteel | Salad 1-1-49 | Drake 13-14 |
| Darrell Mudra | Sun 12-28-68 | Auburn 10-34 |
| Tony Mason | Fiesta 12-25-79 | Pittsburgh 10-16 |
| Larry Smith | Sun 12-28-85 | Georgia 13-13 |
| Larry Smith | Aloha 12-27-86 | North Carolina 30-21 |
| Dick Tomey | Copper 12-31-89 | North Carolina St. 17-10 |
| Dick Tomey | Aloha 12-25-90 | Syracuse 0-28 |
| Dick Tomey | John Hancock 12-31-92 | Baylor 15-20 |
| Dick Tomey | Fiesta 1-1-94 | Miami (Fla.) 29-0 |
| Dick Tomey | Freedom 12-27-94 | Utah 13-16 |
| Dick Tomey | Insight.com 12-27-97 | New Mexico 20-14 |
| Dick Tomey | Holiday 12-30-98 | Nebraska 23-20 |
| All bowls 5-7-1 | | |
| ARIZONA ST. | | |
| Millard "Dixie" Howell | Sun 1-1-40 | Catholic 0-0 |
| Millard "Dixie" Howell | Sun 1-1-41 | Case Reserve 13-26 |
| Ed Doherty | Salad 1-1-50 | Xavier (Ohio) 21-33 |
| Ed Doherty | Salad 1-1-51 | Miami (Ohio) 21-34 |
| Frank Kush | Peach 12-30-70 | North Carolina 48-26 |
| Frank Kush | Fiesta 12-27-71 | Florida St. 45-38 |
| Frank Kush | Fiesta 12-23-72 | Missouri 49-35 |
| Frank Kush | Fiesta 12-21-73 | Pittsburgh 28-7 |
| Frank Kush | Fiesta 12-26-75 | Nebraska 17-14 |
| Frank Kush | Fiesta 12-25-77 | Penn St. 30-42 |
| Frank Kush | Garden State 12-16-78 | Rutgers 34-18 |
| Darryl Rogers | Fiesta 1-1-83 | Oklahoma 32-21 |
| John Cooper | Holiday 12-22-85 | Arkansas 17-18 |
| John Cooper | Rose 1-1-87 | Michigan 22-15 |
| John Cooper | Freedom 12-30-87 | Air Force 33-28 |
| Bruce Snyder | Rose 1-1-97 | Ohio St. 17-20 |
| Bruce Snyder | Sun 12-31-97 | Iowa 17-7 |
| Bruce Snyder | Aloha Classic 12-25-99 | Wake Forest 3-23 |
| Bruce Snyder | Aloha Classic 12-25-00 | Boston College 17-31 |
| Dirk Koetter | Holiday 12-27-02 | Kansas St. 27-34 |
| Dirk Koetter | Sun 12-31-04 | Purdue 27-23 |
| Dirk Koetter | Insight 12-27-05 | Rutgers 45-40 |
| All bowls 12-9-1 | | |

| School/Coach | Bowl/Date | Opponent/Score | School/Coach | Bowl/Date | Opponent/Score |
|---------------------|-----------------------|--------------------------|-----------------------|---------------------------|----------------------|
| ARKANSAS | | | BALL ST. | | |
| Fred Thomsen | Dixie Classic 1-1-34 | Centenary (La.) 7-7 | Paul Schudel | California 12-9-89 | Fresno St. 6-27 |
| John Barnhill | Cotton 1-1-47 | LSU 0-0 | Paul Schudel | Las Vegas 12-17-93 | Utah St. 33-42 |
| John Barnhill | Dixie 1-1-48 | William & Mary 21-19 | Bill Lynch | Las Vegas 12-19-96 | Nevada 15-18 |
| Bowden Wyatt | Cotton 1-1-55 | Georgia Tech 6-14 | All bowls 0-3-0 | | |
| Frank Broyles | Gator 1-2-60 | Georgia Tech 14-7 | BAYLOR | | |
| Frank Broyles | Cotton 1-2-61 | Duke 6-7 | Bob Woodruff | Dixie 1-1-49 | Wake Forest 20-7 |
| Frank Broyles | Sugar 1-1-62 | Alabama 3-10 | George Sauer | Orange 1-1-52 | Georgia Tech 14-17 |
| Frank Broyles | Sugar 1-1-63 | Mississippi 13-17 | George Sauer | Gator 12-31-54 | Auburn 13-33 |
| Frank Broyles | Cotton 1-1-65 | Nebraska 10-7 | Sam Boyd | Sugar 1-1-57 | Tennessee 13-7 |
| Frank Broyles | Cotton 1-1-66 | LSU 7-14 | John Bridgers | Gator 12-31-60 | Florida 12-13 |
| Frank Broyles | Sugar 1-1-69 | Georgia 16-2 | John Bridgers | Gotham 12-9-61 | Utah St. 24-9 |
| Frank Broyles | Sugar 1-1-70 | Mississippi 22-27 | John Bridgers | Bluebonnet 12-21-63 | LSU 14-7 |
| Frank Broyles | Liberty 12-20-71 | Tennessee 13-14 | Grant Teaff | Cotton 1-1-75 | Penn St. 20-41 |
| Frank Broyles | Cotton 1-1-76 | Georgia 31-10 | Grant Teaff | Peach 12-31-79 | Clemson 24-18 |
| Lou Holtz | Orange 1-2-78 | Oklahoma 31-6 | Grant Teaff | Cotton 1-1-81 | Alabama 2-30 |
| Lou Holtz | Fiesta 12-25-78 | UCLA 10-10 | Grant Teaff | Bluebonnet 12-31-83 | Oklahoma St. 14-24 |
| Lou Holtz | Sugar 1-1-80 | Alabama 9-24 | Grant Teaff | Liberty 12-27-85 | LSU 21-7 |
| Lou Holtz | Hall of Fame 12-27-80 | Tulane 34-15 | Grant Teaff | Bluebonnet 12-31-86 | Colorado 21-9 |
| Lou Holtz | Gator 12-28-81 | North Carolina 27-31 | Grant Teaff | Copper 12-31-91 | Indiana 0-24 |
| Lou Holtz | Bluebonnet 12-31-82 | Florida 28-24 | Grant Teaff | John Hancock 12-31-92 | Arizona 20-15 |
| Ken Hatfield | Liberty 12-27-84 | Auburn 15-21 | Chuck Reedy | Alamo 12-31-94 | Washington St. 3-10 |
| Ken Hatfield | Holiday 12-22-85 | Arizona St. 18-17 | All bowls 8-8-0 | | |
| Ken Hatfield | Orange 1-1-87 | Oklahoma 8-42 | BOISE ST. | | |
| Ken Hatfield | Liberty 12-29-87 | Georgia 17-20 | Dirk Koetter | Humanitarian 12-30-99 | Louisville 34-31 |
| Ken Hatfield | Cotton 1-2-89 | UCLA 3-17 | Dirk Koetter | Humanitarian 12-28-00 | UTEP 38-23 |
| Ken Hatfield | Cotton 1-1-90 | Tennessee 27-31 | Dan Hawkins | Humanitarian 12-31-02 | Iowa St. 34-16 |
| Jack Crowe | Independence 12-29-91 | Georgia 15-24 | Dan Hawkins | Fort Worth 12-23-03 | TCU 34-31 |
| Danny Ford | Carquest 12-30-95 | North Carolina 10-20 | Dan Hawkins | Liberty 12-31-04 | Louisville 40-44 |
| Houston Nutt | Florida Citrus 1-1-99 | Michigan 31-45 | Dan Hawkins | MPC Computers 12-28-05 | Boston College 21-27 |
| Houston Nutt | Cotton 1-1-00 | Texas 27-6 | All bowls 4-2-0 | | |
| Houston Nutt | Las Vegas 12-21-00 | UNLV 14-31 | BOSTON COLLEGE | | |
| Houston Nutt | Cotton 1-1-02 | Oklahoma 3-10 | Frank Leahy | Cotton 1-1-40 | Clemson 3-6 |
| Houston Nutt | Music City 12-30-02 | Minnesota 14-29 | Frank Leahy | Sugar 1-1-41 | Tennessee 19-13 |
| Houston Nutt | Independence 12-31-03 | Missouri 27-14 | Denny Myers | Orange 1-1-43 | Alabama 21-37 |
| All bowls 11-20-3 | | | Jack Bicknell | Tangerine 12-18-82 | Auburn 26-33 |
| ARKANSAS ST. | | | Jack Bicknell | Liberty 12-29-83 | Notre Dame 18-19 |
| Steve Roberts | New Orleans 12-20-05 | Southern Miss. 19-31 | Jack Bicknell | Cotton 1-1-85 | Houston 45-28 |
| All bowls 0-1-0 | | | Jack Bicknell | Hall of Fame 12-23-86 | Georgia 27-24 |
| ARMY | | | Tom Coughlin | Hall of Fame 1-1-93 | Tennessee 23-38 |
| Jim Young | Cherry 12-22-84 | Michigan St. 10-6 | Tom Coughlin | Carquest 1-1-94 | Virginia 31-13 |
| Jim Young | Peach 12-31-85 | Illinois 31-29 | Dan Henning | Aloha 12-25-94 | Kansas St. 12-7 |
| Jim Young | Sun 12-24-88 | Alabama 28-29 | Tom O'Brien | Insight.com 12-31-99 | Colorado 28-62 |
| Bob Sutton | Independence 12-31-96 | Auburn 29-32 | Tom O'Brien | Aloha Classic 12-25-00 | Arizona St. 31-17 |
| All bowls 2-2-0 | | | Tom O'Brien | Music City 12-28-01 | Georgia 20-16 |
| AUBURN | | | Tom O'Brien | Motor City 12-26-02 | Toledo 51-25 |
| Jack Meagher | Bacardi, Cuba 1-1-37 | Villanova 7-7 | Tom O'Brien | San Francisco 12-31-03 | Colorado St. 35-21 |
| Jack Meagher | Orange 1-1-38 | Michigan St. 6-0 | Tom O'Brien | Continental Tire 12-30-04 | North Carolina 37-24 |
| Ralph "Shug" Jordan | Gator 1-1-54 | Texas Tech 13-35 | Tom O'Brien | MPC Computers 12-28-05 | Boise St. 27-21 |
| Ralph "Shug" Jordan | Gator 12-31-54 | Baylor 33-13 | All bowls 11-6-0 | | |
| Ralph "Shug" Jordan | Gator 12-31-55 | Vanderbilt 13-25 | BOWLING GREEN | | |
| Ralph "Shug" Jordan | Orange 1-1-64 | Nebraska 7-13 | Doyt Perry | Mercy 11-23-61 | Fresno St. 6-36 |
| Ralph "Shug" Jordan | Liberty 12-18-65 | Mississippi 7-13 | Denny Stolz | California 12-18-82 | Fresno St. 28-29 |
| Ralph "Shug" Jordan | Sun 12-28-68 | Arizona 34-10 | Denny Stolz | California 12-14-85 | Fresno St. 7-51 |
| Ralph "Shug" Jordan | Bluebonnet 12-31-69 | Houston 7-36 | Gary Blackney | California 12-14-91 | Fresno St. 28-21 |
| Ralph "Shug" Jordan | Gator 1-2-71 | Mississippi 35-28 | Gary Blackney | Las Vegas 12-18-92 | Nevada 35-34 |
| Ralph "Shug" Jordan | Sugar 1-1-72 | Oklahoma 24-40 | Gregg Brandon | Motor City 12-26-03 | Northwestern 28-24 |
| Ralph "Shug" Jordan | Gator 12-30-72 | Colorado 22-3 | Gregg Brandon | GMAC 12-22-04 | Memphis 52-35 |
| Ralph "Shug" Jordan | Sun 12-29-73 | Missouri 17-34 | All bowls 4-3-0 | | |
| Ralph "Shug" Jordan | Gator 12-30-74 | Texas 27-3 | BRIGHAM YOUNG | | |
| Pat Dye | Tangerine 12-18-82 | Boston College 33-26 | LaVell Edwards | Fiesta 12-28-74 | Oklahoma St. 6-16 |
| Pat Dye | Sugar 1-2-84 | Michigan 9-7 | LaVell Edwards | Tangerine 12-18-76 | Oklahoma St. 21-49 |
| Pat Dye | Liberty 12-27-84 | Arkansas 21-15 | LaVell Edwards | Holiday 12-22-78 | Navy 16-23 |
| Pat Dye | Cotton 1-1-86 | Texas A&M 16-36 | LaVell Edwards | Holiday 12-21-79 | Indiana 37-38 |
| Pat Dye | Florida Citrus 1-1-87 | Southern California 16-7 | LaVell Edwards | Holiday 12-19-80 | SMU 46-45 |
| Pat Dye | Sugar 1-1-88 | Syracuse 16-16 | LaVell Edwards | Holiday 12-18-81 | Washington St. 38-36 |
| Pat Dye | Sugar 1-2-89 | Florida St. 7-13 | LaVell Edwards | Holiday 12-17-82 | Ohio St. 17-47 |
| Pat Dye | Hall of Fame 1-1-90 | Ohio St. 31-24 | LaVell Edwards | Holiday 12-23-83 | Missouri 21-17 |
| Pat Dye | Peach 12-29-90 | Indiana 27-23 | LaVell Edwards | Holiday 12-21-84 | Michigan 24-17 |
| Terry Bowden | Outback 1-1-96 | Penn St. 14-43 | LaVell Edwards | Florida Citrus 12-28-85 | Ohio St. 7-10 |
| Terry Bowden | Independence 12-31-96 | Army 33-29 | LaVell Edwards | Freedom 12-30-86 | UCLA 10-31 |
| Terry Bowden | Peach 1-2-98 | Clemson 21-17 | LaVell Edwards | All-American 12-22-87 | Virginia 16-22 |
| Tommy Tuberville | Florida Citrus 1-1-01 | Michigan 28-31 | LaVell Edwards | Freedom 12-29-88 | Colorado 20-17 |
| Tommy Tuberville | Peach 12-31-01 | North Carolina 10-16 | LaVell Edwards | Holiday 12-29-89 | Penn St. 39-50 |
| Tommy Tuberville | Capital One 1-1-03 | Penn St. 13-9 | LaVell Edwards | Holiday 12-29-90 | Texas A&M 14-65 |
| Tommy Tuberville | Music City 12-31-03 | Wisconsin 28-14 | LaVell Edwards | Holiday 12-30-91 | Iowa 13-13 |
| Tommy Tuberville | Sugar 1-3-05 | Virginia Tech 16-13 | LaVell Edwards | Aloha 12-25-92 | Kansas 20-23 |
| Tommy Tuberville | Capital One 1-2-06 | Wisconsin 10-24 | LaVell Edwards | Holiday 12-30-93 | Ohio St. 21-28 |
| All bowls 17-13-2 | | | LaVell Edwards | Copper 12-29-94 | Oklahoma 31-6 |
| | | | LaVell Edwards | Cotton 1-1-97 | Kansas St. 19-15 |

| School/Coach | Bowl/Date | Opponent/Score |
|-------------------------|---------------------|------------------|
| LaVell Edwards | Liberty 12-31-98 | Tulane 27-41 |
| LaVell Edwards | Motor City 12-27-99 | Marshall 3-21 |
| Gary Crowton | Liberty 12-31-01 | Louisville 10-28 |
| Bronco Mendenhall | Las Vegas 12-22-05 | California 28-35 |
| All bowls 7-16-1 | | |

CALIFORNIA

| | | |
|------------------------------|-----------------------|---------------------|
| Andy Smith | Rose 1-1-21 | Ohio St. 28-0 |
| Andy Smith | Rose 1-2-22 | Wash. & Jeff. 0-0 |
| Clarence "Nibs" Price | Rose 1-1-29 | Georgia Tech 7-8 |
| Leonard "Stub" Allison | Rose 1-1-38 | Alabama 13-0 |
| Lynn "Pappy" Waldorf | Rose 1-1-49 | Northwestern 14-20 |
| Lynn "Pappy" Waldorf | Rose 1-2-50 | Ohio St. 14-17 |
| Lynn "Pappy" Waldorf | Rose 1-1-51 | Michigan 6-14 |
| Pete Elliott | Rose 1-1-59 | Iowa 12-38 |
| Roger Theder | Garden State 12-15-79 | Temple 17-28 |
| Bruce Snyder | Copper 12-31-90 | Wyoming 17-15 |
| Bruce Snyder | Florida Citrus 1-1-92 | Clemson 37-13 |
| Keith Gilbertson | Alamo 12-31-93 | Iowa 37-3 |
| Steve Mariucci | Aloha 12-25-96 | Navy 38-42 |
| Jeff Tedford | Insight 12-26-03 | Virginia Tech 52-49 |
| Jeff Tedford | Holiday 12-30-04 | Texas Tech 31-45 |
| Jeff Tedford | Las Vegas 12-22-05 | Brigham Young 35-28 |
| All bowls 7-8-1 | | |

UCF

| | | |
|----------------------|-----------------|-------------------|
| George O'Leary | Hawaii 12-24-05 | Nevada 48-49 (ot) |
| All bowls 0-1-0 | | |

CENTRAL MICH.

| | | |
|---------------------|--------------------|--------------------|
| Herb Deromedi | California 12-8-90 | San Jose St. 24-48 |
| Dick Flynn | Las Vegas 12-15-94 | UNLV 24-52 |
| All bowls 0-2-0 | | |

CINCINNATI

| | | |
|---------------------|-----------------------|---------------------|
| Ray Nolting | Sun 1-1-47 | Virginia Tech 18-6 |
| Sid Gillman | Sun 1-1-51 | West Tex. A&M 13-14 |
| Rick Minter | Humanitarian 12-29-97 | Utah St. 35-19 |
| Rick Minter | Motor City 12-27-00 | Marshall 14-25 |
| Rick Minter | Motor City 12-29-01 | Toledo 16-23 |
| Rick Minter | New Orleans 12-17-02 | North Texas 19-24 |
| Mark Dantonio | Fort Worth 12-23-04 | Marshall 32-14 |
| All bowls 3-4-0 | | |

CLEMSON

| | | |
|--------------------|--------------------------|----------------------|
| Jess Neely | Cotton 1-1-40 | Boston College 6-3 |
| Frank Howard | Gator 1-1-49 | Missouri 24-23 |
| Frank Howard | Orange 1-1-51 | Miami (Fla.) 15-14 |
| Frank Howard | Gator 1-1-52 | Miami (Fla.) 0-14 |
| Frank Howard | Orange 1-1-57 | Colorado 21-27 |
| Frank Howard | Sugar 1-1-59 | LSU 0-7 |
| Frank Howard | Bluebonnet 12-19-59 | TCU 23-7 |
| Charley Pell | Gator 12-30-77 | Pittsburgh 3-34 |
| Danny Ford | Gator 12-29-78 | Ohio St. 17-15 |
| Danny Ford | Peach 12-31-79 | Baylor 18-24 |
| Danny Ford | Orange 1-1-82 | Nebraska 22-15 |
| Danny Ford | Independence 12-21-85 | Minnesota 13-20 |
| Danny Ford | Gator 12-27-86 | Stanford 27-21 |
| Danny Ford | Florida Citrus 1-1-88 | Penn St. 35-10 |
| Danny Ford | Florida Citrus 1-2-89 | Oklahoma 23-6 |
| Danny Ford | Gator 12-30-89 | West Virginia 27-7 |
| Ken Hatfield | Hall of Fame 1-1-91 | Illinois 30-0 |
| Ken Hatfield | Florida Citrus 1-1-92 | California 13-37 |
| Tommy West | Peach 12-31-93 | Kentucky 14-13 |
| Tommy West | Gator 1-1-96 | Syracuse 0-41 |
| Tommy West | Peach 12-28-96 | LSU 7-10 |
| Tommy West | Peach 1-2-98 | Auburn 17-21 |
| Tommy Bowden | Peach 12-30-99 | Mississippi St. 7-17 |
| Tommy Bowden | Gator 1-1-01 | Virginia Tech 20-41 |
| Tommy Bowden | Humanitarian 12-31-01 | Louisiana Tech 49-24 |
| Tommy Bowden | Mazda Tangerine 12-23-02 | Texas Tech 15-55 |
| Tommy Bowden | Peach 1-2-04 | Tennessee 27-14 |
| Tommy Bowden | Champs Sports 12-27-05 | Colorado 19-10 |
| All bowls 15-13-0 | | |

COLORADO

| | | |
|-----------------------------|---------------------|--------------------|
| Bernard "Bunnie" Oaks | Cotton 1-1-38 | Rice 14-28 |
| Dallas Ward | Orange 1-1-57 | Clemson 27-21 |
| Sonny Grandelius | Orange 1-1-62 | LSU 7-25 |
| Eddie Crowder | Bluebonnet 12-23-67 | Miami (Fla.) 31-21 |
| Eddie Crowder | Liberty 12-13-69 | Alabama 47-33 |
| Eddie Crowder | Liberty 12-12-70 | Tulane 3-17 |
| Eddie Crowder | Bluebonnet 12-31-71 | Houston 29-17 |
| Eddie Crowder | Gator 12-30-72 | Auburn 3-24 |
| Bill Mallory | Bluebonnet 12-27-75 | Texas 21-38 |
| Bill Mallory | Orange 1-1-77 | Ohio St. 10-27 |

| School/Coach | Bowl/Date | Opponent/Score |
|----------------------|------------------------|----------------------|
| Bill McCartney | Freedom 12-30-85 | Washington 17-20 |
| Bill McCartney | Bluebonnet 12-31-86 | Baylor 9-21 |
| Bill McCartney | Freedom 12-29-88 | Brigham Young 17-20 |
| Bill McCartney | Orange 1-1-90 | Notre Dame 6-21 |
| Bill McCartney | Orange 1-1-91 | Notre Dame 10-9 |
| Bill McCartney | Blockbuster 12-28-91 | Alabama 25-30 |
| Bill McCartney | Fiesta 1-1-93 | Syracuse 22-26 |
| Bill McCartney | Aloha 12-25-93 | Fresno St. 41-30 |
| Bill McCartney | Fiesta 1-2-95 | Notre Dame 41-24 |
| Rick Neuheisel | Cotton 1-1-96 | Oregon 38-6 |
| Rick Neuheisel | Holiday 12-30-96 | Washington 33-21 |
| Rick Neuheisel | Aloha Classic 12-25-98 | Oregon 51-43 |
| Gary Barnett | Insight.com 12-31-99 | Boston College 62-28 |
| Gary Barnett | Fiesta 1-1-02 | Oregon 16-38 |
| Gary Barnett | Alamo 12-28-02 | Wisconsin 28-31 (ot) |
| Gary Barnett | Houston 12-29-04 | UTEP 33-28 |
| Mike Hankwitz | Champs Sports 12-27-05 | Colorado 10-19 |
| All bowls 12-15-0 | | |

COLORADO ST.

| | | |
|--------------------|------------------------|----------------------|
| Bob Davis | Raisin 1-1-49 | Occidental 20-21 |
| Earle Bruce | Freedom 12-24-90 | Oregon 32-31 |
| Sonny Lubick | Holiday 12-30-94 | Michigan 14-24 |
| Sonny Lubick | Holiday 12-29-95 | Kansas St. 21-54 |
| Sonny Lubick | Holiday 12-29-97 | Missouri 35-24 |
| Sonny Lubick | Liberty 12-31-99 | Southern Miss. 17-23 |
| Sonny Lubick | Liberty 12-29-00 | Louisville 22-17 |
| Sonny Lubick | New Orleans 12-18-01 | North Texas 45-20 |
| Sonny Lubick | Liberty 12-31-02 | TCU 3-17 |
| Sonny Lubick | San Francisco 12-31-03 | Boston College 21-35 |
| Sonny Lubick | Poinsettia 12-22-05 | Navy 30-51 |
| All bowls 4-7-0 | | |

CONNECTICUT

| | | |
|----------------------|-----------------------|-------------------------|
| Randy Edsall | Motor City 12-27-04 | Toledo 39-10 |
| All bowls 1-0-0 | | |
| DUKE | | |
| Wallace Wade | Rose 1-2-39 | Southern California 3-7 |
| Wallace Wade | Rose 1-1-42 | Oregon St. 16-20 |
| Eddie Cameron | Sugar 1-1-45 | Alabama 29-26 |
| Bill Murray | Orange 1-1-55 | Nebraska 34-7 |
| Bill Murray | Orange 1-1-58 | Oklahoma 21-48 |
| Bill Murray | Cotton 1-2-61 | Arkansas 7-6 |
| Steve Spurrier | All-American 12-28-89 | Texas Tech 21-49 |
| Fred Goldsmith | Hall of Fame 1-2-95 | Wisconsin 20-34 |
| All bowls 3-5-0 | | |

EAST CARO.

| | | |
|-------------------|-------------------------------|--------------------------|
| Pat Dye | Independence 12-16-78 | Louisiana Tech 35-13 |
| Bill Lewis | Peach 1-1-92 | North Carolina St. 37-34 |
| Steve Logan | Liberty 12-31-94 | Illinois 0-30 |
| Steve Logan | Liberty 12-30-95 | Stanford 19-13 |
| Steve Logan | Mobile Alabama 12-22-99 | TCU 14-28 |
| Steve Logan | galleryfurniture.com 12-27-00 | Texas Tech 40-27 |
| Steve Logan | GMAC 12-19-01 | Marshall 61-64 (2 ot) |
| All bowls 4-3-0 | | |

EASTERN MICH.

| | | |
|-------------------|---------------------|--------------------|
| Jim Harkema | California 12-12-87 | San Jose St. 30-27 |
| All bowls 1-0-0 | | |

FLORIDA

| | | |
|----------------------|-----------------------|--------------------------|
| Bob Woodruff | Gator 1-1-53 | Tulsa 14-13 |
| Bob Woodruff | Gator 12-27-58 | Mississippi 3-7 |
| Ray Graves | Gator 12-31-60 | Baylor 13-12 |
| Ray Graves | Gator 12-29-62 | Penn St. 17-7 |
| Ray Graves | Sugar 1-1-66 | Missouri 18-20 |
| Ray Graves | Orange 1-2-67 | Georgia Tech 27-12 |
| Ray Graves | Gator 12-27-69 | Tennessee 14-13 |
| Doug Dickey | Tangerine 12-22-73 | Miami (Ohio) 7-16 |
| Doug Dickey | Sugar 12-31-74 | Nebraska 10-13 |
| Doug Dickey | Gator 12-29-75 | Maryland 0-13 |
| Doug Dickey | Sun 1-2-77 | Texas A&M 14-37 |
| Charley Pell | Tangerine 12-20-80 | Maryland 35-20 |
| Charley Pell | Peach 12-31-81 | West Virginia 6-26 |
| Charley Pell | Bluebonnet 12-31-82 | Arkansas 24-28 |
| Charley Pell | Gator 12-30-83 | Iowa 14-6 |
| Galen Hall | Aloha 12-25-87 | UCLA 16-20 |
| Galen Hall | All-American 12-29-88 | Illinois 14-10 |
| Gary Darnell | Freedom 12-30-89 | Washington 7-34 |
| Steve Spurrier | Sugar 1-1-92 | Notre Dame 28-39 |
| Steve Spurrier | Gator 12-31-92 | North Carolina St. 27-10 |
| Steve Spurrier | Sugar 1-1-94 | West Virginia 41-7 |
| Steve Spurrier | Sugar 1-2-95 | Florida St. 17-23 |
| Steve Spurrier | Fiesta 1-2-96 | Nebraska 24-62 |

| School/Coach | Bowl/Date | Opponent/Score | School/Coach | Bowl/Date | Opponent/Score |
|---------------------|-------------------------|--------------------------|---------------------|-------------------------|--------------------------|
| Steve Spurrier | Sugar 1-2-97 | Florida St. 52-20 | Vince Dooley | Sugar 1-1-77 | Pittsburgh 3-27 |
| Steve Spurrier | Florida Citrus 1-1-98 | Penn St. 21-6 | Vince Dooley | Bluebonnet 12-31-78 | Stanford 22-25 |
| Steve Spurrier | Orange 1-2-99 | Syracuse 31-10 | Vince Dooley | Sugar 1-1-81 | Notre Dame 17-10 |
| Steve Spurrier | Florida Citrus 1-1-00 | Michigan St. 34-37 | Vince Dooley | Sugar 1-1-82 | Pittsburgh 20-24 |
| Steve Spurrier | Sugar 1-2-01 | Miami (Fla.) 20-37 | Vince Dooley | Sugar 1-1-83 | Penn St. 23-27 |
| Steve Spurrier | Orange 1-2-02 | Maryland 56-23 | Vince Dooley | Cotton 1-2-84 | Texas 10-9 |
| Ron Zook | Outback 1-1-03 | Michigan 30-38 | Vince Dooley | Florida Citrus 12-22-84 | Florida St. 17-17 |
| Ron Zook | Outback 1-1-04 | Iowa 17-37 | Vince Dooley | Sun 12-28-85 | Arizona 13-13 |
| Charlie Strong | Peach 12-31-04 | Iowa (Fla.) 10-27 | Vince Dooley | Hall of Fame 12-23-86 | Boston College 24-27 |
| Urban Meyer | Outback 1-2-06 | Iowa 31-24 | Vince Dooley | Liberty 12-29-87 | Arkansas 20-17 |
| All bowls 15-18-0 | | | Vince Dooley | Gator 1-1-89 | Michigan St. 34-27 |
| FLORIDA ST. | | | Ray Goff | Peach 12-30-89 | Syracuse 18-19 |
| Tom Nugent | Sun 1-1-55 | UTEP 20-47 | Ray Goff | Independence 12-29-91 | Arkansas 24-15 |
| Tom Nugent | Bluegrass 12-13-58 | Oklahoma St. 6-15 | Ray Goff | Florida Citrus 1-1-93 | Ohio St. 21-14 |
| Bill Peterson | Gator 1-2-65 | Oklahoma 36-19 | Ray Goff | Peach 12-30-95 | Virginia 27-34 |
| Bill Peterson | Sun 12-24-66 | Wyoming 20-28 | Jim Donnan | Outback 1-1-98 | Wisconsin 33-6 |
| Bill Peterson | Gator 12-30-67 | Penn St. 17-17 | Jim Donnan | Peach 12-31-98 | Virginia 35-33 |
| Bill Peterson | Peach 12-30-68 | LSU 27-31 | Jim Donnan | Outback 1-1-00 | Purdue 28-25 (ot) |
| Larry Jones | Fiesta 12-27-71 | Arizona St. 38-45 | Jim Donnan | Oahu Classic 12-24-00 | Virginia 37-14 |
| Bobby Bowden | Tangerine 12-23-77 | Texas Tech 40-17 | Mark Richt | Music City 12-28-01 | Boston College 16-20 |
| Bobby Bowden | Orange 1-1-80 | Oklahoma 7-24 | Mark Richt | Sugar 1-1-03 | Florida St. 26-13 |
| Bobby Bowden | Orange 1-1-81 | Oklahoma 17-18 | Mark Richt | Capital One 1-1-04 | Purdue 34-27 (ot) |
| Bobby Bowden | Gator 12-30-82 | West Virginia 31-12 | Mark Richt | Outback 1-1-05 | Wisconsin 24-21 |
| Bobby Bowden | Peach 12-30-83 | North Carolina 28-3 | Mark Richt | Sugar 1-2-06 | West Virginia 35-38 |
| Bobby Bowden | Florida Citrus 12-22-84 | Georgia 17-17 | All bowls 22-16-3 | | |
| Bobby Bowden | Gator 12-30-85 | Oklahoma St. 34-23 | GEORGIA TECH | | |
| Bobby Bowden | All-American 12-31-86 | Indiana 27-13 | Bill Alexander | Rose 1-1-29 | California 8-7 |
| Bobby Bowden | Fiesta 1-1-88 | Nebraska 31-28 | Bill Alexander | Orange 1-1-40 | Missouri 21-7 |
| Bobby Bowden | Sugar 1-2-89 | Auburn 13-7 | Bill Alexander | Cotton 1-1-43 | Texas 7-14 |
| Bobby Bowden | Fiesta 1-1-90 | Nebraska 41-17 | Bill Alexander | Sugar 1-1-44 | Tulsa 20-18 |
| Bobby Bowden | Blockbuster 12-28-90 | Penn St. 24-17 | Bill Alexander | Orange 1-1-45 | Tulsa 12-26 |
| Bobby Bowden | Cotton 1-1-92 | Texas A&M 10-2 | Bobby Dodd | Oil 1-1-47 | St. Mary's (Cal.) 41-19 |
| Bobby Bowden | Orange 1-1-93 | Nebraska 27-14 | Bobby Dodd | Orange 1-1-48 | Kansas 20-14 |
| Bobby Bowden | Orange 1-1-94 | Nebraska 18-16 | Bobby Dodd | Orange 1-1-52 | Baylor 17-14 |
| Bobby Bowden | Sugar 1-2-95 | Florida 23-17 | Bobby Dodd | Sugar 1-1-53 | Mississippi 24-7 |
| Bobby Bowden | Orange 1-1-96 | Notre Dame 31-26 | Bobby Dodd | Sugar 1-1-54 | West Virginia 42-19 |
| Bobby Bowden | Sugar 1-2-97 | Florida 20-52 | Bobby Dodd | Cotton 1-1-55 | Arkansas 14-6 |
| Bobby Bowden | Sugar 1-1-98 | Ohio St. 31-14 | Bobby Dodd | Sugar 1-2-56 | Pittsburgh 7-0 |
| Bobby Bowden | Fiesta 1-4-99 | Tennessee 16-23 | Bobby Dodd | Gator 12-29-56 | Pittsburgh 21-14 |
| Bobby Bowden | Sugar 1-4-00 | Virginia Tech 46-29 | Bobby Dodd | Gator 1-2-60 | Arkansas 7-14 |
| Bobby Bowden | Orange 1-3-01 | Oklahoma 2-13 | Bobby Dodd | Gator 12-30-61 | Penn St. 15-30 |
| Bobby Bowden | Gator 1-1-02 | Virginia Tech 30-17 | Bobby Dodd | Bluebonnet 12-22-62 | Missouri 10-14 |
| Bobby Bowden | Sugar 1-1-03 | Georgia 13-26 | Bobby Dodd | Gator 12-31-65 | Texas Tech 31-21 |
| Bobby Bowden | Orange 1-1-04 | Miami (Fla.) 14-16 | Bobby Dodd | Orange 1-2-67 | Florida 12-27 |
| Bobby Bowden | Gator 1-1-05 | West Virginia 30-18 | Bud Carson | Sun 12-19-70 | Texas Tech 17-9 |
| Bobby Bowden | Orange 1-3-06 | Penn St. 23-26 (3 ot) | Bud Carson | Peach 12-30-71 | Mississippi 18-41 |
| All bowls 19-13-2 | | | Bill Fulcher | Liberty 12-18-72 | Iowa St. 31-30 |
| FRESNO ST. | | | Pepper Rodgers | Peach 12-25-78 | Purdue 21-41 |
| Alvin "Pix" Pierson | Raisin 1-1-46 | Drake 12-13 | Bill Curry | Hall of Fame 12-31-85 | Michigan St. 17-14 |
| Cecil Coleman | Mercy 11-23-61 | Bowling Green 36-6 | Bobby Ross | Florida Citrus 1-1-91 | Nebraska 45-21 |
| Jim Sweeney | California 12-18-82 | Bowling Green 29-28 | Bobby Ross | Aloha 12-25-91 | Stanford 18-17 |
| Jim Sweeney | California 12-14-85 | Bowling Green 51-7 | George O'Leary | Carquest 12-29-97 | West Virginia 35-30 |
| Jim Sweeney | California 12-10-88 | Western Mich. 35-30 | George O'Leary | Gator 1-1-99 | Notre Dame 35-28 |
| Jim Sweeney | California 12-9-89 | Ball St. 27-6 | George O'Leary | Gator 1-1-00 | Miami (Fla.) 13-28 |
| Jim Sweeney | California 12-14-91 | Bowling Green 21-28 | George O'Leary | Peach 12-29-00 | LSU 14-28 |
| Jim Sweeney | Freedom 12-29-92 | Southern California 24-7 | Mac McWhorter | Seattle 12-27-01 | Stanford 24-14 |
| Jim Sweeney | Aloha 12-25-93 | Colorado 30-41 | Chan Gailey | Silicon Valley 12-31-02 | Fresno St. 21-30 |
| Pat Hill | Las Vegas 12-18-99 | Utah 16-17 | Chan Gailey | Humanitarian 1-3-04 | Tulsa 52-10 |
| Pat Hill | Silicon Valley 12-31-00 | Air Force 34-37 | Chan Gailey | Champs Sports 12-21-04 | Syracuse 51-14 |
| Pat Hill | Silicon Valley 12-31-01 | Michigan St. 35-44 | Chan Gailey | Emerald 12-29-05 | Utah 10-38 |
| Pat Hill | Silicon Valley 12-31-02 | Georgia Tech 30-21 | All bowls 22-12-0 | | |
| Pat Hill | Silicon Valley 12-30-03 | UCLA 17-9 | HAWAII | | |
| Pat Hill | MPC Computers 12-27-04 | Virginia 37-34 (ot) | Bob Wagner | Aloha 12-25-89 | Michigan St. 13-33 |
| Pat Hill | Liberty 12-31-05 | Tulsa 24-31 | Bob Wagner | Holiday 12-30-92 | Illinois 27-17 |
| All bowls 9-7-0 | | | June Jones | Oahu Classic 12-25-99 | Oregon St. 23-17 |
| GEORGIA | | | June Jones | Hawaii 12-25-02 | Tulane 28-36 |
| Wally Butts | Orange 1-1-42 | TCU 40-26 | June Jones | Hawaii 12-25-03 | Houston 54-48 (3 ot) |
| Wally Butts | Rose 1-1-43 | UCLA 9-0 | June Jones | Hawaii 12-24-04 | UAB 59-40 |
| Wally Butts | Oil 1-1-46 | Tulsa 20-6 | All bowls 4-2-0 | | |
| Wally Butts | Sugar 1-1-47 | North Carolina 20-10 | HOUSTON | | |
| Wally Butts | Gator 1-1-48 | Maryland 20-20 | Clyde Lee | Salad 1-1-52 | Dayton 26-21 |
| Wally Butts | Orange 1-1-49 | Texas 28-41 | Bill Yeoman | Tangerine 12-22-62 | Miami (Ohio) 49-21 |
| Wally Butts | Presidential 12-9-50 | Texas A&M 20-40 | Bill Yeoman | Bluebonnet 12-31-69 | Auburn 36-7 |
| Vince Dooley | Orange 1-1-60 | Missouri 14-0 | Bill Yeoman | Bluebonnet 12-31-71 | Colorado 17-29 |
| Vince Dooley | Sun 12-26-64 | Texas Tech 7-0 | Bill Yeoman | Bluebonnet 12-29-73 | Tulane 47-7 |
| Vince Dooley | Cotton 12-31-66 | SMU 24-9 | Bill Yeoman | Bluebonnet 12-23-74 | North Carolina St. 31-31 |
| Vince Dooley | Liberty 12-16-67 | North Carolina St. 7-14 | Bill Yeoman | Cotton 1-1-77 | Maryland 30-21 |
| Vince Dooley | Sugar 1-1-69 | Arkansas 2-16 | Bill Yeoman | Cotton 1-1-79 | Notre Dame 34-35 |
| Vince Dooley | Sun 12-20-69 | Nebraska 6-45 | Bill Yeoman | Cotton 1-1-80 | Nebraska 17-14 |
| Vince Dooley | Gator 12-31-71 | North Carolina 7-3 | Bill Yeoman | Garden State 12-14-80 | Navy 35-0 |
| Vince Dooley | Peach 12-28-73 | Maryland 17-16 | Bill Yeoman | Sun 12-26-81 | Oklahoma 14-40 |
| Vince Dooley | Tangerine 12-21-74 | Miami (Ohio) 10-21 | Bill Yeoman | Cotton 1-1-85 | Boston College 28-45 |
| Vince Dooley | Cotton 1-1-76 | Arkansas 10-31 | | | |

| School/Coach | Bowl/Date | Opponent/Score | School/Coach | Bowl/Date | Opponent/Score |
|------------------------|-----------------------|---------------------------|-----------------------------|-----------------------|----------------------|
| Jack Pardee..... | Aloha 12-25-88 | Washington St. 22-24 | KANSAS ST. | | |
| Kim Helton..... | Liberty 12-27-96 | Syracuse 17-30 | Jim Dickey..... | Independence 12-11-82 | Wisconsin 3-14 |
| Art Briles..... | Hawaii 12-25-03 | Hawaii 48-54 (3 ot) | Bill Snyder..... | Copper 12-29-93 | Wyoming 52-17 |
| Art Briles..... | Fort Worth 12-23-05 | Kansas 13-42 | Bill Snyder..... | Aloha 12-25-94 | Boston College 7-12 |
| All bowls 7-8-1 | | | Bill Snyder..... | Holiday 12-29-95 | Colorado St. 54-21 |
| IDAHO | | | Bill Snyder..... | Cotton 1-1-97 | Brigham Young 15-19 |
| Chris Tormey..... | Humanitarian 12-30-98 | Southern Miss. 42-35 | Bill Snyder..... | Fiesta 12-31-97 | Syracuse 35-18 |
| All bowls 1-0-0 | | | Bill Snyder..... | Alamo 12-29-98 | Purdue 34-37 |
| ILLINOIS | | | Bill Snyder..... | Holiday 12-29-99 | Washington 24-20 |
| Ray Eliot..... | Rose 1-1-47 | UCLA 45-14 | Bill Snyder..... | Cotton 1-1-01 | Tennessee 35-21 |
| Ray Eliot..... | Rose 1-1-52 | Stanford 40-7 | Bill Snyder..... | Insight.com 12-29-01 | Syracuse 3-26 |
| Pete Elliott..... | Rose 1-1-64 | Washington 17-7 | Bill Snyder..... | Holiday 12-27-02 | Arizona St. 34-27 |
| Mike White..... | Liberty 12-29-82 | Alabama 15-21 | Bill Snyder..... | Fiesta 1-2-04 | Ohio St. 28-35 |
| Mike White..... | Rose 1-2-84 | UCLA 9-45 | All bowls 6-6-0 | | |
| Mike White..... | Peach 12-31-85 | Army 29-31 | KENT ST. | | |
| John Mackovic..... | All-American 12-29-88 | Florida 10-14 | Don James..... | Tangerine 12-29-72 | Tampa 18-21 |
| John Mackovic..... | Florida Citrus 1-1-90 | Virginia 31-21 | All bowls 0-1-0 | | |
| John Mackovic..... | Hall of Fame 1-1-91 | Clemson 0-30 | KENTUCKY | | |
| Lou Tepper..... | John Hancock 12-31-91 | UCLA 3-6 | Paul "Bear" Bryant..... | Great Lakes 12-6-47 | Villanova 24-14 |
| Lou Tepper..... | Holiday 12-30-92 | Hawaii 17-27 | Paul "Bear" Bryant..... | Orange 1-2-50 | Santa Clara 13-21 |
| Lou Tepper..... | Liberty 12-31-94 | East Caro. 30-0 | Paul "Bear" Bryant..... | Sugar 1-1-51 | Oklahoma 13-7 |
| Ron Turner..... | Micronpc.com 12-30-99 | Virginia 63-21 | Paul "Bear" Bryant..... | Cotton 1-1-52 | TCU 20-7 |
| Ron Turner..... | Sugar 1-1-02 | LSU 34-47 | Fran Curci..... | Peach 12-31-76 | North Carolina 21-0 |
| All bowls 6-8-0 | | | Jerry Claiborne..... | Hall of Fame 12-22-83 | West Virginia 16-20 |
| INDIANA | | | Jerry Claiborne..... | Hall of Fame 12-29-84 | Wisconsin 20-19 |
| John Pont..... | Rose 1-1-68 | Southern California 3-14 | Bill Curry..... | Peach 12-31-93 | Clemson 13-14 |
| Lee Corso..... | Holiday 12-21-79 | Brigham Young 38-37 | Hal Mumme..... | Outback 1-1-99 | Penn St. 14-26 |
| Bill Mallory..... | All-American 12-31-86 | Florida St. 13-27 | Hal Mumme..... | Music City 12-29-99 | Syracuse 13-20 |
| Bill Mallory..... | Peach 1-2-88 | Tennessee 22-27 | All bowls 5-5-0 | | |
| Bill Mallory..... | Liberty 12-28-88 | South Carolina 34-10 | LSU | | |
| Bill Mallory..... | Peach 12-29-90 | Auburn 23-27 | Bernie Moore..... | Sugar 1-1-36 | TCU 2-3 |
| Bill Mallory..... | Copper 12-31-91 | Baylor 24-0 | Bernie Moore..... | Sugar 1-1-37 | Santa Clara 14-21 |
| Bill Mallory..... | Independence 12-31-93 | Virginia Tech 20-45 | Bernie Moore..... | Sugar 1-1-38 | Santa Clara 0-6 |
| All bowls 3-5-0 | | | Bernie Moore..... | Orange 1-1-44 | Texas A&M 19-14 |
| IOWA | | | Bernie Moore..... | Cotton 1-1-47 | Arkansas 0-0 |
| Forest Evashevski..... | Rose 1-1-57 | Oregon St. 35-19 | Gaynell Tinsley..... | Sugar 1-2-50 | Oklahoma 0-35 |
| Forest Evashevski..... | Rose 1-1-59 | California 38-12 | Paul Dietzel..... | Sugar 1-1-59 | Clemson 7-0 |
| Hayden Fry..... | Rose 1-1-82 | Washington 0-28 | Paul Dietzel..... | Sugar 1-1-60 | Mississippi 0-21 |
| Hayden Fry..... | Peach 12-31-82 | Tennessee 28-22 | Paul Dietzel..... | Orange 1-1-62 | Colorado 25-7 |
| Hayden Fry..... | Gator 12-30-83 | Florida 6-14 | Charlie McClendon..... | Cotton 1-1-63 | Texas 13-0 |
| Hayden Fry..... | Freedom 12-26-84 | Texas 55-17 | Charlie McClendon..... | Bluebonnet 12-21-63 | Baylor 7-14 |
| Hayden Fry..... | Rose 1-1-86 | UCLA 28-45 | Charlie McClendon..... | Sugar 1-1-65 | Syracuse 13-10 |
| Hayden Fry..... | Holiday 12-30-86 | San Diego St. 39-38 | Charlie McClendon..... | Cotton 1-1-66 | Arkansas 14-7 |
| Hayden Fry..... | Holiday 12-30-87 | Wyoming 20-19 | Charlie McClendon..... | Sugar 1-1-68 | Wyoming 20-13 |
| Hayden Fry..... | Peach 12-31-88 | North Carolina St. 23-28 | Charlie McClendon..... | Peach 12-30-68 | Florida St. 31-27 |
| Hayden Fry..... | Rose 1-1-91 | Washington 34-46 | Charlie McClendon..... | Orange 1-1-71 | Nebraska 12-17 |
| Hayden Fry..... | Holiday 12-30-91 | Brigham Young 13-13 | Charlie McClendon..... | Sun 12-18-71 | Iowa St. 33-15 |
| Hayden Fry..... | Alamo 12-31-93 | California 3-37 | Charlie McClendon..... | Bluebonnet 12-30-72 | Tennessee 17-24 |
| Hayden Fry..... | Sun 12-29-95 | Washington 38-18 | Charlie McClendon..... | Orange 1-1-74 | Penn St. 9-16 |
| Hayden Fry..... | Alamo 12-29-96 | Texas Tech 27-0 | Charlie McClendon..... | Sun 12-31-77 | Stanford 14-24 |
| Hayden Fry..... | Sun 12-31-97 | Arizona St. 7-17 | Charlie McClendon..... | Liberty 12-23-78 | Missouri 15-20 |
| Kirk Ferentz..... | Alamo 12-29-01 | Texas Tech 16-13 | Charlie McClendon..... | Tangerine 12-22-79 | Wake Forest 34-10 |
| Kirk Ferentz..... | Orange 1-2-03 | Southern California 17-38 | Jerry Stovall..... | Orange 1-1-83 | Nebraska 20-21 |
| Kirk Ferentz..... | Outback 1-1-04 | Florida 37-17 | Bill Arnsperger..... | Sugar 1-1-85 | Nebraska 10-28 |
| Kirk Ferentz..... | Capital One 1-1-05 | LSU 30-25 | Bill Arnsperger..... | Liberty 12-27-85 | Baylor 7-21 |
| Kirk Ferentz..... | Outback 1-2-06 | Florida 24-31 | Bill Arnsperger..... | Sugar 1-1-87 | Nebraska 15-30 |
| All bowls 11-9-1 | | | Mike Archer..... | Gator 12-31-87 | South Carolina 30-13 |
| IOWA ST. | | | Mike Archer..... | Hall of Fame 1-2-89 | Syracuse 10-23 |
| Johnny Majors..... | Sun 12-18-71 | LSU 15-33 | Gerry DiNardo..... | Independence 12-29-95 | Michigan St. 45-26 |
| Johnny Majors..... | Liberty 12-18-72 | Georgia Tech 30-31 | Gerry DiNardo..... | Peach 12-28-96 | Clemson 10-7 |
| Earle Bruce..... | Peach 12-31-77 | North Carolina St. 14-24 | Gerry DiNardo..... | Independence 12-28-97 | Notre Dame 27-9 |
| Earle Bruce..... | Hall of Fame 12-20-78 | Texas A&M 12-28 | Nick Saban..... | Peach 12-29-00 | Georgia Tech 28-14 |
| Dan McCarney..... | Insight.com 12-28-00 | Pittsburgh 37-29 | Nick Saban..... | Sugar 1-1-02 | Illinois 47-34 |
| Dan McCarney..... | Independence 12-27-01 | Alabama 13-14 | Nick Saban..... | Cotton 1-1-03 | Texas 20-35 |
| Dan McCarney..... | Humanitarian 12-31-02 | Boise St. 16-34 | Nick Saban..... | Sugar 1-4-04 | Oklahoma 21-14 |
| Dan McCarney..... | Independence 12-28-04 | Miami (Ohio) 17-13 | Nick Saban..... | Capital One 1-1-05 | Iowa 25-30 |
| Dan McCarney..... | Houston 12-31-05 | TCU 24-27 | Les Miles..... | Peach 12-30-05 | Miami (Fla.) 40-3 |
| All bowls 2-7-0 | | | All bowls 18-18-1 | | |
| KANSAS | | | LOUISIANA TECH | | |
| George Sauer..... | Orange 1-1-48 | Georgia Tech 14-20 | Maxie Lambright..... | Independence 12-17-77 | Louisville 24-14 |
| Jack Mitchell..... | Bluebonnet 12-16-61 | Rice 33-7 | Maxie Lambright..... | Independence 12-16-78 | East Caro. 13-35 |
| Pepper Rodgers..... | Orange 1-1-69 | Penn St. 14-15 | Joe Raymond Peace..... | Independence 12-15-90 | Maryland 34-34 |
| Don Fambrough..... | Liberty 12-17-73 | North Carolina St. 18-31 | Jack Bicknell III..... | Humanitarian 12-31-01 | Clemson 24-49 |
| Bud Moore..... | Sun 12-26-75 | Pittsburgh 19-33 | All bowls 1-2-1 | | |
| Don Fambrough..... | Hall of Fame 12-31-81 | Mississippi St. 0-10 | LOUISVILLE | | |
| Glen Mason..... | Aloha 12-25-92 | Brigham Young 23-20 | Frank Camp..... | Sun 1-1-58 | Drake 34-20 |
| Glen Mason..... | Aloha 12-25-95 | UCLA 51-30 | Lee Corso..... | Pasadena 12-19-70 | Long Beach St. 24-24 |
| Mark Mangino..... | Tangerine 12-22-03 | North Carolina St. 26-56 | Vince Gibson..... | Independence 12-17-77 | Louisiana Tech 14-24 |
| Mark Mangino..... | Fort Worth 12-23-05 | Houston 42-13 | Howard Schnellenberger..... | Fiesta 1-1-91 | Alabama 34-7 |
| All bowls 4-6-0 | | | Howard Schnellenberger..... | Liberty 12-28-93 | Michigan St. 18-7 |

| School/Coach | Bowl/Date | Opponent/Score |
|-------------------|-----------------------|---------------------|
| John Vaught | Sugar 1-1-53 | Georgia Tech 7-24 |
| John Vaught | Sugar 1-1-55 | Navy 0-21 |
| John Vaught | Cotton 1-2-56 | TCU 14-13 |
| John Vaught | Sugar 1-1-58 | Texas 39-7 |
| John Vaught | Gator 12-27-58 | Florida 7-3 |
| John Vaught | Sugar 1-1-60 | LSU 21-0 |
| John Vaught | Sugar 1-2-61 | Rice 14-6 |
| John Vaught | Cotton 1-1-62 | Texas 7-12 |
| John Vaught | Sugar 1-1-63 | Arkansas 17-13 |
| John Vaught | Sugar 1-1-64 | Alabama 7-12 |
| John Vaught | Bluebonnet 12-19-64 | Tulsa 7-14 |
| John Vaught | Liberty 12-18-65 | Auburn 13-7 |
| John Vaught | Bluebonnet 12-17-66 | Texas 0-19 |
| John Vaught | Sun 12-30-67 | UTEP 7-14 |
| John Vaught | Liberty 12-14-68 | Virginia Tech 34-17 |
| John Vaught | Sugar 1-1-70 | Arkansas 27-22 |
| John Vaught | Gator 1-2-71 | Auburn 28-35 |
| Billy Kinard | Peach 12-30-71 | Georgia Tech 41-18 |
| Billy Brewer | Independence 12-10-83 | Air Force 3-9 |
| Billy Brewer | Independence 12-20-86 | Texas Tech 20-17 |
| Billy Brewer | Liberty 12-28-89 | Air Force 42-29 |
| Billy Brewer | Gator 1-1-91 | Michigan 3-35 |
| Billy Brewer | Liberty 12-31-92 | Air Force 13-0 |
| Tommy Turberville | Motor City 12-26-97 | Marshall 34-31 |
| David Cutcliffe | Independence 12-31-98 | Texas Tech 35-18 |
| David Cutcliffe | Independence 12-31-99 | Oklahoma 27-25 |
| David Cutcliffe | Music City 12-28-00 | West Virginia 38-49 |
| David Cutcliffe | Independence 12-27-02 | Nebraska 27-23 |
| David Cutcliffe | Cotton 1-2-04 | Oklahoma St. 31-28 |

MISSISSIPPI ST.

| | | |
|-----------------|-----------------------|--------------------------|
| Ralph Sasse | Orange 1-1-37 | Duquesne 12-13 |
| Allyn McKeen | Orange 1-1-41 | Georgetown 14-7 |
| Paul Davis | Liberty 12-21-63 | North Carolina St. 16-12 |
| Bob Tyler | Sun 12-28-74 | North Carolina 26-24 |
| Emory Bellard | Sun 12-27-80 | Nebraska 17-31 |
| Emory Bellard | Hall of Fame 12-31-81 | Kansas 10-0 |
| Jackie Sherrill | Liberty 12-29-91 | Air Force 15-38 |
| Jackie Sherrill | Peach 1-2-93 | North Carolina 17-21 |
| Jackie Sherrill | Peach 1-1-95 | North Carolina St. 24-28 |
| Jackie Sherrill | Cotton 1-1-99 | Texas 11-38 |
| Jackie Sherrill | Peach 12-30-99 | Clemson 17-7 |
| Jackie Sherrill | Independence 12-31-00 | Texas A&M 43-41 (ot) |

MISSOURI

| | | |
|------------------|---|--------------------------|
| Gwinn Henry | Los Angeles Christmas Festival 12-25-24 | Southern California 7-20 |
| Don Faurot | Orange 1-1-40 | Georgia Tech 7-21 |
| Don Faurot | Sugar 1-1-42 | Fordham 0-2 |
| Chauncey Simpson | Cotton 1-1-46 | Texas 27-40 |
| Don Faurot | Gator 1-1-49 | Clemson 23-24 |
| Don Faurot | Gator 1-2-50 | Maryland 7-20 |
| Dan Devine | Orange 1-1-60 | Georgia 0-14 |
| Dan Devine | Orange 1-2-61 | Navy 21-14 |
| Dan Devine | Bluebonnet 12-22-62 | Georgia Tech 14-10 |
| Dan Devine | Sugar 1-1-66 | Florida 20-18 |
| Dan Devine | Gator 12-28-68 | Alabama 35-10 |
| Dan Devine | Orange 1-1-70 | Penn St. 3-10 |
| Al Onofrio | Fiesta 12-23-72 | Arizona St. 35-49 |
| Al Onofrio | Sun 12-29-73 | Auburn 34-17 |
| Warren Powers | Liberty 12-23-78 | LSU 20-15 |
| Warren Powers | Hall of Fame 12-29-79 | South Carolina 24-14 |
| Warren Powers | Liberty 12-27-80 | Purdue 25-28 |
| Warren Powers | Tangerine 12-19-81 | Southern Miss. 19-17 |
| Warren Powers | Holiday 12-23-83 | Brigham Young 17-21 |
| Larry Smith | Holiday 12-29-97 | Colorado St. 24-35 |
| Larry Smith | Insight.com 12-26-98 | West Virginia 34-31 |
| Gary Pinkel | Independence 12-31-03 | Arkansas 14-27 |
| Gary Pinkel | Independence 12-30-05 | South Carolina 38-31 |

NAVY

| | | |
|--------------------|-----------------------|---------------------|
| Bob Folwell | Rose 1-1-24 | Washington 14-14 |
| Eddie Erdelatz | Sugar 1-1-55 | Mississippi 21-0 |
| Eddie Erdelatz | Cotton 1-1-58 | Rice 20-7 |
| Wayne Hardin | Orange 1-1-61 | Missouri 14-21 |
| Wayne Hardin | Cotton 1-1-64 | Texas 6-28 |
| George Welsh | Holiday 12-22-78 | Brigham Young 23-16 |
| George Welsh | Garden State 12-14-80 | Houston 0-35 |
| George Welsh | Liberty 12-30-81 | Ohio St. 28-31 |
| Charlie Weatherbie | Aloha 12-25-96 | California 42-38 |
| Paul Johnson | Houston 12-30-03 | Texas Tech 14-38 |

| School/Coach | Bowl/Date | Opponent/Score |
|----------------------------|-----------------------|-----------------------|
| Paul Johnson | Emerald 12-30-04 | New Mexico 34-19 |
| Paul Johnson | Poinsettia 12-22-05 | Colorado St. 51-30 |
| All bowls 6-5-1 | | |
| NEBRASKA | | |
| Lawrence McC. "Biff" Jones | Rose 1-1-41 | Stanford 13-21 |
| Bill Glassford | Orange 1-1-55 | Duke 7-34 |
| Bob Devaney | Gotham 12-15-62 | Miami (Fla.) 36-34 |
| Bob Devaney | Orange 1-1-64 | Auburn 13-7 |
| Bob Devaney | Cotton 1-1-65 | Arkansas 7-10 |
| Bob Devaney | Orange 1-1-66 | Alabama 28-39 |
| Bob Devaney | Sugar 1-2-67 | Alabama 7-34 |
| Bob Devaney | Sun 12-20-69 | Georgia 45-6 |
| Bob Devaney | Orange 1-1-71 | LSU 17-12 |
| Bob Devaney | Orange 1-1-72 | Alabama 38-6 |
| Bob Devaney | Orange 1-1-73 | Notre Dame 40-6 |
| Tom Osborne | Cotton 1-1-74 | Texas 19-3 |
| Tom Osborne | Sugar 12-31-74 | Florida 13-10 |
| Tom Osborne | Fiesta 12-26-75 | Arizona St. 14-17 |
| Tom Osborne | Bluebonnet 12-31-76 | Texas Tech 27-24 |
| Tom Osborne | Liberty 12-19-77 | North Carolina 21-17 |
| Tom Osborne | Orange 1-1-79 | Oklahoma 24-31 |
| Tom Osborne | Cotton 1-1-80 | Houston 14-17 |
| Tom Osborne | Sun 12-27-80 | Mississippi St. 31-17 |
| Tom Osborne | Orange 1-1-82 | Clemson 15-22 |
| Tom Osborne | Orange 1-1-83 | LSU 21-20 |
| Tom Osborne | Orange 1-2-84 | Miami (Fla.) 30-31 |
| Tom Osborne | Sugar 1-1-85 | LSU 28-10 |
| Tom Osborne | Fiesta 1-1-86 | Michigan 23-27 |
| Tom Osborne | Sugar 1-1-87 | LSU 30-15 |
| Tom Osborne | Fiesta 1-1-88 | Florida St. 28-31 |
| Tom Osborne | Orange 1-2-89 | Miami (Fla.) 3-23 |
| Tom Osborne | Fiesta 1-1-90 | Florida St. 17-41 |
| Tom Osborne | Florida Citrus 1-1-91 | Georgia Tech 21-45 |
| Tom Osborne | Orange 1-1-92 | Miami (Fla.) 0-22 |
| Tom Osborne | Orange 1-1-93 | Florida St. 14-27 |
| Tom Osborne | Orange 1-1-94 | Florida St. 16-18 |
| Tom Osborne | Orange 1-1-95 | Miami (Fla.) 24-17 |
| Tom Osborne | Fiesta 1-2-96 | Florida 62-24 |
| Tom Osborne | Orange 12-31-96 | Virginia Tech 41-21 |
| Tom Osborne | Orange 1-2-98 | Tennessee 42-17 |
| Frank Solich | Holiday 12-30-98 | Arizona 20-23 |
| Frank Solich | Fiesta 1-2-00 | Tennessee 31-21 |
| Frank Solich | Alamo 12-30-00 | Northwestern 66-17 |
| Frank Solich | Rose 1-3-02 | Miami (Fla.) 14-37 |
| Frank Solich | Independence 12-27-02 | Mississippi 23-27 |
| Bo Pelini | Alamo 12-29-03 | Michigan St. 17-3 |
| Bill Callahan | Alamo 12-28-05 | Michigan 32-28 |

NEVADA

| | | |
|----------------|--------------------|---------------------|
| Joe Sheeketski | Salad 1-1-48 | North Texas 13-6 |
| Joe Sheeketski | Harbor 1-1-49 | Villanova 7-27 |
| Chris Ault | Las Vegas 12-18-92 | Bowling Green 34-35 |
| Chris Ault | Las Vegas 12-14-95 | Toledo 37-40 (ot) |
| Jeff Tisdell | Las Vegas 12-29-96 | Ball St. 18-15 |
| Chris Ault | Hawaii 12-24-05 | UCF 49-48 (ot) |

UNLV

| | | |
|---------------|---------------------|---------------------|
| Harvey Hyde | California 12-15-84 | Toledo 30-13 |
| Jeff Horton | Las Vegas 12-15-94 | Central Mich. 52-24 |
| John Robinson | Las Vegas 12-21-00 | Arkansas 31-14 |

NEW MEXICO

| | | |
|-------------------|----------------------|-------------------------|
| Ted Shipkey | Sun 1-2-39 | Utah 0-26 |
| Willis Barnes | Sun 1-1-44 | Southwestern (Tex.) 0-7 |
| Willis Barnes | Sun 1-1-46 | Denver 34-24 |
| Willis Barnes | Harbor 1-1-47 | Montana St. 13-13 |
| Bill Weeks | Aviation 12-9-61 | Western Mich. 28-12 |
| Dennis Franchione | Insight.com 12-27-97 | Arizona 14-20 |
| Rocky Long | Las Vegas 12-25-02 | UCLA 13-27 |
| Rocky Long | Las Vegas 12-24-03 | Oregon St. 14-55 |
| Rocky Long | Emerald 12-30-04 | Navy 19-34 |

NEW MEXICO ST.

| | | |
|----------------|--------------|----------------------|
| Jerry Hines | Sun 1-1-36 | Hardin-Simmons 14-14 |
| Warren Woodson | Sun 12-31-59 | North Texas 28-8 |
| Warren Woodson | Sun 12-31-60 | Utah St. 20-13 |

NORTH CAROLINA

| | | |
|---------------|---------------|---------------|
| Carl Snavelly | Sugar 1-1-47 | Georgia 10-20 |
| Carl Snavelly | Sugar 1-1-49 | Oklahoma 6-14 |
| Carl Snavelly | Cotton 1-2-50 | Rice 13-27 |

| School/Coach | Bowl/Date | Opponent/Score |
|-------------------|---------------------------|-----------------------|
| Jim Hickey..... | Gator 12-28-63 | Air Force 35-0 |
| Bill Dooley..... | Peach 12-30-70 | Arizona St. 26-48 |
| Bill Dooley..... | Gator 12-31-71 | Georgia 3-7 |
| Bill Dooley..... | Sun 12-30-72 | Texas Tech 32-28 |
| Bill Dooley..... | Sun 12-28-74 | Mississippi St. 24-26 |
| Bill Dooley..... | Peach 12-31-76 | Kentucky 0-21 |
| Bill Dooley..... | Liberty 12-19-77 | Nebraska 17-21 |
| Dick Crum..... | Gator 12-28-79 | Michigan 17-15 |
| Dick Crum..... | Bluebonnet 12-31-80 | Texas 16-7 |
| Dick Crum..... | Gator 12-28-81 | Arkansas 31-27 |
| Dick Crum..... | Sun 12-25-82 | Texas 26-10 |
| Dick Crum..... | Peach 12-30-83 | Florida St. 3-28 |
| Dick Crum..... | Aloha 12-27-86 | Arizona 21-30 |
| Mack Brown..... | Peach 1-2-93 | Mississippi St. 21-17 |
| Mack Brown..... | Gator 12-31-93 | Alabama 10-24 |
| Mack Brown..... | Sun 12-30-94 | Texas 31-35 |
| Mack Brown..... | Carquest 12-30-95 | Arkansas 20-10 |
| Mack Brown..... | Gator 1-1-97 | West Virginia 20-13 |
| Carl Torbush..... | Gator 1-1-98 | Virginia Tech 42-3 |
| Carl Torbush..... | Las Vegas 12-19-98 | San Diego St. 20-13 |
| John Bunting..... | Peach 12-31-01 | Auburn 16-10 |
| John Bunting..... | Continental Tire 12-30-04 | Boston College 24-37 |
| All bowls 12-13-0 | | |

NORTH CAROLINA ST.

| | | |
|-----------------------|---------------------------|-----------------------|
| Beattie Feathers..... | Gator 1-1-47 | Oklahoma 13-34 |
| Earle Edwards..... | Liberty 12-21-63 | Mississippi St. 12-16 |
| Earle Edwards..... | Liberty 12-16-67 | Georgia 14-7 |
| Lou Holtz..... | Peach 12-29-72 | West Virginia 49-13 |
| Lou Holtz..... | Liberty 12-17-73 | Kansas 31-18 |
| Lou Holtz..... | Bluebonnet 12-23-74 | Houston 31-31 |
| Lou Holtz..... | Peach 12-31-75 | West Virginia 10-13 |
| Bo Rein..... | Peach 12-31-77 | Iowa St. 24-14 |
| Bo Rein..... | Tangerine 12-23-78 | Pittsburgh 30-17 |
| Dick Sheridan..... | Peach 12-31-86 | Virginia Tech 24-25 |
| Dick Sheridan..... | Peach 12-31-88 | Iowa 28-23 |
| Dick Sheridan..... | Copper 12-31-89 | Arizona 10-17 |
| Dick Sheridan..... | All-American 12-28-90 | Southern Miss. 31-27 |
| Dick Sheridan..... | Peach 1-1-92 | East Caro. 34-37 |
| Dick Sheridan..... | Gator 12-31-92 | Florida 10-27 |
| Mike O' Cain..... | Hall of Fame 1-1-94 | Michigan 7-42 |
| Mike O' Cain..... | Peach 1-1-95 | Mississippi St. 28-24 |
| Mike O' Cain..... | Micron PC 12-29-98 | Miami (Fla.) 23-46 |
| Chuck Amato..... | Micronpc.com 12-28-00 | Minnesota 38-30 |
| Chuck Amato..... | Tangerine 12-20-01 | Pittsburgh 19-34 |
| Chuck Amato..... | Gator 1-1-03 | Notre Dame 28-6 |
| Chuck Amato..... | Tangerine 12-22-03 | Kansas 56-26 |
| Chuck Amato..... | Meineke Car Care 12-31-05 | South Fla. 14-0 |
| All bowls 12-10-1 | | |

NORTH TEXAS

| | | |
|---------------------|----------------------|----------------------|
| Odus Mitchell..... | Salad 1-1-48 | Nevada 6-13 |
| Odus Mitchell..... | Sun 12-31-59 | New Mexico St. 8-28 |
| Darrell Dickey..... | New Orleans 12-18-01 | Colorado St. 20-45 |
| Darrell Dickey..... | New Orleans 12-17-02 | Cincinnati 24-19 |
| Darrell Dickey..... | New Orleans 12-16-03 | Memphis 17-27 |
| Darrell Dickey..... | New Orleans 12-14-04 | Southern Miss. 10-31 |
| All bowls 1-5-0 | | |

NORTHERN ILL.

| | | |
|-------------------|-------------------------|-------------------------|
| Bill Mallory..... | California 12-17-83 | Cal St. Fullerton 20-13 |
| Joe Novak..... | Silicon Valley 12-30-04 | Troy 34-21 |
| All bowls 2-0-0 | | |

NORTHWESTERN

| | | |
|-------------------|-----------------------|---------------------------|
| Bob Voigts..... | Rose 1-1-49 | California 20-14 |
| Gary Barnett..... | Rose 1-1-96 | Southern California 32-41 |
| Gary Barnett..... | Florida Citrus 1-1-97 | Tennessee 28-48 |
| Randy Walker..... | Alamo 12-30-00 | Nebraska 17-66 |
| Randy Walker..... | Motor City 12-26-03 | Bowling Green 24-28 |
| Randy Walker..... | Sun 12-30-05 | UCLA 38-50 |
| All bowls 1-5-0 | | |

NOTRE DAME

| | | |
|---------------------|------------------|----------------------|
| Knute Rockne..... | Rose 1-1-25 | Stanford 27-10 |
| Ara Parseghian..... | Cotton 1-1-70 | Texas 17-21 |
| Ara Parseghian..... | Cotton 1-1-71 | Texas 24-11 |
| Ara Parseghian..... | Orange 1-1-73 | Nebraska 6-40 |
| Ara Parseghian..... | Sugar 12-31-73 | Alabama 24-23 |
| Ara Parseghian..... | Orange 1-1-75 | Alabama 13-11 |
| Dan Devine..... | Gator 12-27-76 | Penn St. 20-9 |
| Dan Devine..... | Cotton 1-2-78 | Texas 38-10 |
| Dan Devine..... | Cotton 1-1-79 | Houston 35-34 |
| Dan Devine..... | Sugar 1-1-81 | Georgia 10-17 |
| Gerry Faust..... | Liberty 12-29-83 | Boston College 19-18 |
| Gerry Faust..... | Aloha 12-29-84 | SMU 20-27 |

| School/Coach | Bowl/Date | Opponent/Score |
|------------------------|-----------------------|-------------------------|
| Lou Holtz..... | Cotton 1-1-88 | Texas A&M 10-35 |
| Lou Holtz..... | Fiesta 1-2-89 | West Virginia 34-21 |
| Lou Holtz..... | Orange 1-1-90 | Colorado 21-6 |
| Lou Holtz..... | Orange 1-1-91 | Colorado 9-10 |
| Lou Holtz..... | Sugar 1-1-92 | Florida 39-28 |
| Lou Holtz..... | Cotton 1-1-93 | Texas A&M 28-3 |
| Lou Holtz..... | Cotton 1-1-94 | Texas A&M 24-21 |
| Lou Holtz..... | Fiesta 1-2-95 | Colorado 24-41 |
| Lou Holtz..... | Orange 1-1-96 | Florida St. 26-31 |
| Bob Davie..... | Independence 12-28-97 | LSU 9-27 |
| Bob Davie..... | Gator 1-1-99 | Georgia Tech 38-35 |
| Bob Davie..... | Fiesta 1-1-01 | Oregon St. 9-41 |
| Tyrone Willingham..... | Gator 1-1-03 | North Carolina St. 6-28 |
| Kent Baer..... | Insight 12-28-04 | Oregon St. 21-38 |
| Charlie Weis..... | Fiesta 1-2-06 | Ohio St. 20-34 |
| All bowls 13-14-0 | | |

OHIO

| | | |
|-----------------|--------------------|---------------------|
| Bill Hess..... | Sun 12-31-62 | West Tex. A&M 14-15 |
| Bill Hess..... | Tangerine 12-27-68 | Richmond 42-49 |
| All bowls 0-2-0 | | |

OHIO ST.

| | | |
|-------------------|-------------------------|---------------------------|
| John Wilce..... | Rose 1-1-21 | California 0-28 |
| Wes Fesler..... | Rose 1-2-50 | California 17-14 |
| Woody Hayes..... | Rose 1-1-55 | Southern California 20-7 |
| Woody Hayes..... | Rose 1-1-58 | Oregon 10-7 |
| Woody Hayes..... | Rose 1-1-69 | Southern California 27-16 |
| Woody Hayes..... | Rose 1-1-71 | Stanford 17-27 |
| Woody Hayes..... | Rose 1-1-73 | Southern California 17-42 |
| Woody Hayes..... | Rose 1-1-74 | Southern California 42-21 |
| Woody Hayes..... | Rose 1-1-75 | Southern California 17-18 |
| Woody Hayes..... | Rose 1-1-76 | UCLA 10-23 |
| Woody Hayes..... | Orange 1-1-77 | Colorado 27-10 |
| Woody Hayes..... | Sugar 1-2-78 | Alabama 6-35 |
| Woody Hayes..... | Gator 12-29-78 | Clemson 15-17 |
| Earle Bruce..... | Rose 1-1-80 | Southern California 16-17 |
| Earle Bruce..... | Fiesta 12-26-80 | Penn St. 19-31 |
| Earle Bruce..... | Liberty 12-30-81 | Navy 31-28 |
| Earle Bruce..... | Holiday 12-17-82 | Brigham Young 47-17 |
| Earle Bruce..... | Fiesta 1-2-84 | Pittsburgh 28-23 |
| Earle Bruce..... | Rose 1-1-85 | Southern California 17-20 |
| Earle Bruce..... | Florida Citrus 12-28-85 | Brigham Young 10-7 |
| Earle Bruce..... | Cotton 1-1-87 | Texas A&M 28-12 |
| John Cooper..... | Hall of Fame 1-1-90 | Auburn 14-31 |
| John Cooper..... | Liberty 12-27-90 | Air Force 11-23 |
| John Cooper..... | Hall of Fame 1-1-92 | Syracuse 17-24 |
| John Cooper..... | Florida Citrus 1-1-93 | Georgia 14-21 |
| John Cooper..... | Holiday 12-30-93 | Brigham Young 28-21 |
| John Cooper..... | Florida Citrus 1-2-95 | Alabama 17-24 |
| John Cooper..... | Florida Citrus 1-1-96 | Tennessee 14-20 |
| John Cooper..... | Rose 1-1-97 | Arizona St. 20-17 |
| John Cooper..... | Sugar 1-1-98 | Florida St. 14-31 |
| John Cooper..... | Sugar 1-1-99 | Texas A&M 24-14 |
| John Cooper..... | Outback 1-1-01 | South Carolina 7-24 |
| Jim Tressel..... | Outback 1-1-02 | South Carolina 28-31 |
| Jim Tressel..... | Fiesta 1-3-03 | Miami (Fla.) 31-24 (2 ot) |
| Jim Tressel..... | Fiesta 1-2-04 | Kansas St. 35-28 |
| Jim Tressel..... | Alamo 12-29-04 | Oklahoma St. 33-7 |
| Jim Tressel..... | Fiesta 1-2-06 | Notre Dame 34-20 |
| All bowls 18-19-0 | | |

OKLAHOMA

| | | |
|----------------------|---------------------|--------------------------|
| Tom Stidham..... | Orange 1-2-39 | Tennessee 0-17 |
| Jim Tatum..... | Gator 1-1-47 | North Carolina St. 34-13 |
| Bud Wilkinson..... | Sugar 1-1-49 | North Carolina 14-6 |
| Bud Wilkinson..... | Sugar 1-2-50 | LSU 35-0 |
| Bud Wilkinson..... | Sugar 1-1-51 | Kentucky 7-13 |
| Bud Wilkinson..... | Orange 1-1-54 | Maryland 7-0 |
| Bud Wilkinson..... | Orange 1-2-56 | Maryland 20-6 |
| Bud Wilkinson..... | Orange 1-1-58 | Duke 48-21 |
| Bud Wilkinson..... | Orange 1-1-59 | Syracuse 21-6 |
| Bud Wilkinson..... | Orange 1-1-63 | Alabama 0-17 |
| Gomer Jones..... | Gator 1-2-65 | Florida St. 19-36 |
| Chuck Fairbanks..... | Orange 1-1-68 | Tennessee 26-24 |
| Chuck Fairbanks..... | Bluebonnet 12-31-68 | SMU 27-28 |
| Chuck Fairbanks..... | Bluebonnet 12-31-70 | Alabama 24-24 |
| Chuck Fairbanks..... | Sugar 1-1-72 | Auburn 40-22 |
| Chuck Fairbanks..... | Sugar 12-31-72 | Penn St. 14-0 |
| Barry Switzer..... | Orange 1-1-76 | Michigan 14-6 |
| Barry Switzer..... | Fiesta 12-25-76 | Wyoming 41-7 |
| Barry Switzer..... | Orange 1-2-78 | Arkansas 6-31 |
| Barry Switzer..... | Orange 1-1-79 | Nebraska 31-24 |
| Barry Switzer..... | Orange 1-1-80 | Florida St. 24-7 |
| Barry Switzer..... | Orange 1-1-81 | Florida St. 18-17 |

| School/Coach | Bowl/Date | Opponent/Score |
|-------------------------------|------------------------|---------------------------|
| Barry Switzer..... | Sun 12-26-81 | Houston 40-14 |
| Barry Switzer..... | Fiesta 1-1-83 | Arizona St. 21-32 |
| Barry Switzer..... | Orange 1-1-85 | Washington 17-28 |
| Barry Switzer..... | Orange 1-1-86 | Penn St. 25-10 |
| Barry Switzer..... | Orange 1-1-87 | Arkansas 42-8 |
| Barry Switzer..... | Orange 1-1-88 | Miami (Fla.) 14-20 |
| Barry Switzer..... | Florida Citrus 1-2-89 | Clemson 6-13 |
| Gary Gibbs..... | Gator 12-29-91 | Virginia 48-14 |
| Gary Gibbs..... | John Hancock 12-24-93 | Texas Tech 41-10 |
| Gary Gibbs..... | Copper 12-29-94 | Brigham Young 6-31 |
| Bob Stoops..... | Independence 12-31-99 | Mississippi 25-27 |
| Bob Stoops..... | Orange 1-3-01 | Florida St. 13-2 |
| Bob Stoops..... | Cotton 1-1-02 | Arkansas 10-3 |
| Bob Stoops..... | Rose 1-1-03 | Washington St. 34-14 |
| Bob Stoops..... | Sugar 1-4-04 | LSU 14-21 |
| Bob Stoops..... | Orange 1-4-05 | Southern California 19-55 |
| Bob Stoops..... | Holiday 12-29-05 | Oregon 17-14 |
| All bowls 24-14-1 | | |
| OKLAHOMA ST. | | |
| Jim Lookabaugh..... | Cotton 1-1-45 | TCU 34-0 |
| Jim Lookabaugh..... | Sugar 1-1-46 | St. Mary's (Cal.) 33-13 |
| Jim Lookabaugh..... | Delta 1-1-49 | William & Mary 0-20 |
| Cliff Speegle..... | Bluegrass 12-13-58 | Florida St. 15-6 |
| Jim Stanley..... | Fiesta 12-28-74 | Brigham Young 16-6 |
| Jim Stanley..... | Tangerine 12-18-76 | Brigham Young 49-12 |
| Jimmy Johnson..... | Independence 12-12-81 | Texas A&M 16-33 |
| Jimmy Johnson..... | Bluebonnet 12-31-83 | Baylor 24-14 |
| Pat Jones..... | Gator 12-28-84 | South Carolina 21-14 |
| Pat Jones..... | Gator 12-30-85 | Florida St. 23-34 |
| Pat Jones..... | Sun 12-25-87 | West Virginia 35-33 |
| Pat Jones..... | Holiday 12-30-88 | Wyoming 62-14 |
| Bob Simmons..... | Alamo 12-30-97 | Purdue 20-33 |
| Les Miles..... | Houston 12-27-02 | Southern Miss. 33-23 |
| Les Miles..... | Cotton 1-2-04 | Mississippi 28-31 |
| Les Miles..... | Alamo 12-29-04 | Ohio St. 7-33 |
| All bowls 10-6-0 | | |
| OREGON | | |
| Hugo Bezdek..... | Rose 1-1-17 | Penn 14-0 |
| Charles "Shy" Huntington..... | Rose 1-1-20 | Harvard 6-7 |
| Jim Aiken..... | Cotton 1-1-49 | SMU 13-21 |
| Len Casanova..... | Rose 1-1-58 | Ohio St. 7-10 |
| Len Casanova..... | Liberty 12-17-60 | Penn St. 12-41 |
| Len Casanova..... | Sun 12-31-63 | SMU 21-14 |
| Rich Brooks..... | Independence 12-16-89 | Tulsa 27-24 |
| Rich Brooks..... | Freedom 12-29-90 | Colorado St. 31-32 |
| Rich Brooks..... | Independence 12-31-92 | Wake Forest 35-39 |
| Rich Brooks..... | Rose 1-2-95 | Penn St. 20-38 |
| Mike Bellotti..... | Cotton 1-1-96 | Colorado 6-38 |
| Mike Bellotti..... | Las Vegas 12-20-97 | Air Force 41-13 |
| Mike Bellotti..... | Aloha Classic 12-25-98 | Colorado 43-51 |
| Mike Bellotti..... | Sun 12-31-99 | Minnesota 24-20 |
| Mike Bellotti..... | Holiday 12-29-00 | Texas 35-30 |
| Mike Bellotti..... | Fiesta 1-1-02 | Colorado 38-16 |
| Mike Bellotti..... | Seattle 12-30-02 | Wake Forest 17-38 |
| Mike Bellotti..... | Sun 12-31-03 | Minnesota 30-31 |
| Mike Bellotti..... | Holiday 12-29-05 | Oklahoma 14-17 |
| All bowls 7-12-0 | | |
| OREGON ST. | | |
| Lon Stiner..... | Rose 1-1-42 | Duke 20-16 |
| Tommy Prothro..... | Rose 1-1-57 | Iowa 19-35 |
| Tommy Prothro..... | Liberty 12-15-62 | Villanova 6-0 |
| Tommy Prothro..... | Rose 1-1-65 | Michigan 7-34 |
| Dennis Erickson..... | Oahu Classic 12-25-99 | Hawaii 17-23 |
| Dennis Erickson..... | Fiesta 1-1-01 | Notre Dame 41-9 |
| Dennis Erickson..... | Insight 12-26-02 | Pittsburgh 13-38 |
| Mike Riley..... | Las Vegas 12-24-03 | New Mexico 55-14 |
| Mike Riley..... | Insight 12-28-04 | Notre Dame 38-21 |
| All bowls 5-4-0 | | |
| PENN ST. | | |
| Hugo Bezdek..... | Rose 1-1-23 | Southern California 3-14 |
| Bob Higgins..... | Cotton 1-1-48 | SMU 13-13 |
| Charles "Rip" Engle..... | Liberty 12-19-59 | Alabama 7-0 |
| Charles "Rip" Engle..... | Liberty 12-17-60 | Oregon 41-12 |
| Charles "Rip" Engle..... | Gator 12-30-61 | Georgia Tech 30-15 |
| Charles "Rip" Engle..... | Gator 12-29-62 | Florida 7-17 |
| Joe Paterno..... | Gator 12-30-67 | Florida St. 17-17 |
| Joe Paterno..... | Orange 1-1-69 | Kansas 15-14 |
| Joe Paterno..... | Orange 1-1-70 | Missouri 10-3 |
| Joe Paterno..... | Cotton 1-1-72 | Texas 30-6 |
| Joe Paterno..... | Sugar 12-31-72 | Oklahoma 0-14 |
| Joe Paterno..... | Orange 1-1-74 | LSU 16-9 |
| Joe Paterno..... | Cotton 1-1-75 | Baylor 41-20 |

| School/Coach | Bowl/Date | Opponent/Score |
|----------------------|---------------------------|---------------------------|
| Joe Paterno..... | Sugar 12-31-75 | Alabama 6-13 |
| Joe Paterno..... | Gator 12-27-76 | Noire Dame 9-20 |
| Joe Paterno..... | Fiesta 12-25-77 | Arizona St. 42-30 |
| Joe Paterno..... | Sugar 1-1-79 | Alabama 7-14 |
| Joe Paterno..... | Liberty 12-22-79 | Tulane 9-6 |
| Joe Paterno..... | Fiesta 12-26-80 | Ohio St. 31-19 |
| Joe Paterno..... | Fiesta 1-1-82 | Southern California 26-10 |
| Joe Paterno..... | Sugar 1-1-83 | Georgia 27-23 |
| Joe Paterno..... | Aloha 12-26-83 | Washington 13-10 |
| Joe Paterno..... | Orange 1-1-86 | Oklahoma 10-25 |
| Joe Paterno..... | Fiesta 1-2-87 | Miami (Fla.) 14-10 |
| Joe Paterno..... | Florida Citrus 1-1-88 | Clemson 10-35 |
| Joe Paterno..... | Holiday 12-29-89 | Brigham Young 50-39 |
| Joe Paterno..... | Blockbuster 12-28-90 | Florida St. 17-24 |
| Joe Paterno..... | Fiesta 1-1-92 | Tennessee 42-17 |
| Joe Paterno..... | Blockbuster 1-1-93 | Stanford 3-24 |
| Joe Paterno..... | Florida Citrus 1-1-94 | Tennessee 31-13 |
| Joe Paterno..... | Rose 1-2-95 | Oregon 38-20 |
| Joe Paterno..... | Outback 1-1-96 | Auburn 43-14 |
| Joe Paterno..... | Fiesta 1-1-97 | Texas 38-15 |
| Joe Paterno..... | Florida Citrus 1-1-98 | Florida 6-21 |
| Joe Paterno..... | Outback 1-1-99 | Kentucky 26-14 |
| Joe Paterno..... | Alamo 12-28-99 | Texas A&M 24-0 |
| Joe Paterno..... | Capital One 1-1-03 | Auburn 9-13 |
| Joe Paterno..... | Orange 1-3-06 | Florida St. 26-23 (3 ot) |
| All bowls 24-12-2 | | |
| PITTSBURGH | | |
| Jock Sutherland..... | Rose 1-2-28 | Stanford 6-7 |
| Jock Sutherland..... | Rose 1-1-30 | Southern California 14-47 |
| Jock Sutherland..... | Rose 1-2-33 | Southern California 0-35 |
| Jock Sutherland..... | Rose 1-1-37 | Washington 21-0 |
| John Michelosen..... | Sugar 1-2-56 | Georgia Tech 0-7 |
| John Michelosen..... | Gator 12-29-56 | Georgia Tech 14-21 |
| Johnny Majors..... | Fiesta 12-21-73 | Arizona St. 7-28 |
| Johnny Majors..... | Sun 12-26-75 | Kansas 33-19 |
| Johnny Majors..... | Sugar 1-1-77 | Georgia 27-3 |
| Jackie Sherrill..... | Gator 12-30-77 | Clemson 34-3 |
| Jackie Sherrill..... | Tangerine 12-23-78 | North Carolina St. 17-30 |
| Jackie Sherrill..... | Fiesta 12-25-79 | Arizona 16-10 |
| Jackie Sherrill..... | Gator 12-29-80 | North Carolina 37-9 |
| Jackie Sherrill..... | Sugar 1-1-82 | Georgia 24-20 |
| Foge Fazio..... | Cotton 1-1-83 | SMU 3-7 |
| Foge Fazio..... | Fiesta 1-2-84 | Ohio St. 23-28 |
| Mike Gottfried..... | Bluebonnet 12-31-87 | Texas 27-32 |
| Paul Hackett..... | John Hancock 12-30-89 | Texas A&M 31-28 |
| Walt Harris..... | Liberty 12-31-97 | Southern Miss. 7-41 |
| Walt Harris..... | Insight.com 12-28-00 | Iowa St. 29-37 |
| Walt Harris..... | Tangerine 12-20-01 | North Carolina St. 34-19 |
| Walt Harris..... | Insight 12-26-02 | Oregon St. 38-13 |
| Walt Harris..... | Continental Tire 12-27-03 | Virginia 16-23 |
| Walt Harris..... | Fiesta 1-1-05 | Utah 7-35 |
| All bowls 10-14-0 | | |
| PURDUE | | |
| Jack Mallenkopf..... | Rose 1-2-67 | Southern California 14-13 |
| Jim Young..... | Peach 12-25-78 | Georgia Tech 41-21 |
| Jim Young..... | Bluebonnet 12-31-79 | Tennessee 27-22 |
| Jim Young..... | Liberty 12-27-80 | Missouri 28-25 |
| Leon Burnett..... | Peach 12-31-84 | Virginia 24-27 |
| Joe Tiller..... | Alamo 12-30-97 | Oklahoma St. 33-20 |
| Joe Tiller..... | Alamo 12-29-98 | Kansas St. 37-34 |
| Joe Tiller..... | Outback 1-1-00 | Georgia 25-28 (ot) |
| Joe Tiller..... | Rose 1-1-01 | Washington 24-34 |
| Joe Tiller..... | Sun 12-31-01 | Washington St. 27-33 |
| Joe Tiller..... | Sun 12-31-02 | Washington 34-24 |
| Joe Tiller..... | Capital One 1-1-04 | Georgia 27-34 (ot) |
| Joe Tiller..... | Sun 12-31-04 | Arizona St. 23-27 |
| All bowls 7-6-0 | | |
| RICE | | |
| Jimmy Kiits..... | Cotton 1-1-38 | Colorado 28-14 |
| Jess Neely..... | Orange 1-1-47 | Tennessee 8-0 |
| Jess Neely..... | Cotton 1-2-50 | North Carolina 27-13 |
| Jess Neely..... | Cotton 1-1-54 | Alabama 28-6 |
| Jess Neely..... | Cotton 1-1-58 | Navy 7-20 |
| Jess Neely..... | Sugar 1-2-61 | Mississippi 6-14 |
| Jess Neely..... | Bluebonnet 12-16-61 | Kansas 7-33 |
| All bowls 4-3-0 | | |
| RUTGERS | | |
| Frank Burns..... | Garden State 12-16-78 | Arizona St. 18-34 |
| Greg Schiano..... | Insight 12-27-05 | Arizona St. 40-45 |
| All bowls 0-2-0 | | |

School/Coach

Bowl/Date

Opponent/Score

SAN DIEGO ST.

| | | |
|-------------------|--------------------|----------------------|
| Bill Schutte..... | Harbor 1-1-48 | Hardin-Simmons 0-53 |
| Don Coryell..... | Pasadena 12-6-69 | Boston U. 28-7 |
| Denny Stolz..... | Holiday 12-30-86 | Iowa 38-39 |
| Al Luginbill..... | Freedom 12-30-91 | Tulsa 17-28 |
| Ted Tollner..... | Las Vegas 12-19-98 | North Carolina 13-20 |

All bowls 1-4-0

SAN JOSE ST.

| | | |
|---------------------|---------------------|---------------------|
| Bill Hubbard..... | Raisin 1-1-47 | Utah St. 20-0 |
| Bill Hubbard..... | Raisin 12-31-49 | Texas Tech 20-13 |
| Dewey King..... | Pasadena 12-18-71 | Memphis 9-28 |
| Jack Elway..... | California 12-19-81 | Toledo 25-27 |
| Claude Gilbert..... | California 12-31-86 | Miami (Ohio) 37-7 |
| Claude Gilbert..... | California 12-12-87 | Eastern Mich. 27-30 |
| Terry Shea..... | California 12-8-90 | Central Mich. 48-24 |

All bowls 4-3-0

SOUTH CAROLINA

| | | |
|----------------------|-----------------------|---------------------|
| Johnny McMillan..... | Gator 1-1-46 | Wake Forest 14-26 |
| Paul Dietzel..... | Peach 12-30-69 | West Virginia 3-14 |
| Jim Carlen..... | Tangerine 12-20-75 | Miami (Ohio) 7-20 |
| Jim Carlen..... | Hall of Fame 12-29-79 | Missouri 14-24 |
| Jim Carlen..... | Gator 12-29-80 | Pittsburgh 9-37 |
| Joe Morrison..... | Gator 12-28-84 | Oklahoma St. 14-21 |
| Joe Morrison..... | Gator 12-31-87 | LSU 13-30 |
| Joe Morrison..... | Liberty 12-28-88 | Indiana 10-34 |
| Brad Scott..... | Carquest 1-2-95 | West Virginia 24-21 |
| Lou Holtz..... | Outback 1-1-01 | Ohio St. 24-7 |
| Lou Holtz..... | Outback 1-1-02 | Ohio St. 31-28 |
| Steve Spurrer..... | Independence 12-30-05 | Missouri 31-38 |

All bowls 3-9-0

SOUTH FLA.

| | | |
|------------------|---------------------------|-------------------------|
| Jim Leavitt..... | Meineke Car Care 12-31-05 | North Carolina St. 0-14 |
|------------------|---------------------------|-------------------------|

All bowls 0-1-0

SOUTHERN CALIFORNIA

| | | |
|----------------------------|---|--------------------|
| Elmer "Gus" Henderson..... | Rose 1-1-23 | Penn St. 14-3 |
| Elmer "Gus" Henderson..... | Los Angeles Christmas Festival 12-25-24 | Missouri 20-7 |
| Howard Jones..... | Rose 1-1-30 | Pittsburgh 47-14 |
| Howard Jones..... | Rose 1-1-32 | Tulane 21-12 |
| Howard Jones..... | Rose 1-2-33 | Pittsburgh 35-0 |
| Howard Jones..... | Rose 1-2-39 | Duke 7-3 |
| Howard Jones..... | Rose 1-1-40 | Tennessee 14-0 |
| Jeff Cravath..... | Rose 1-1-44 | Washington 29-0 |
| Jeff Cravath..... | Rose 1-1-45 | Tennessee 25-0 |
| Jeff Cravath..... | Rose 1-1-46 | Alabama 14-34 |
| Jeff Cravath..... | Rose 1-1-48 | Michigan 0-49 |
| Jess Hill..... | Rose 1-1-53 | Wisconsin 7-0 |
| Jess Hill..... | Rose 1-1-55 | Ohio St. 7-20 |
| John McKay..... | Rose 1-1-63 | Wisconsin 42-37 |
| John McKay..... | Rose 1-2-67 | Purdue 13-14 |
| John McKay..... | Rose 1-1-68 | Indiana 14-3 |
| John McKay..... | Rose 1-1-69 | Ohio St. 16-27 |
| John McKay..... | Rose 1-1-70 | Michigan 10-3 |
| John McKay..... | Rose 1-1-73 | Ohio St. 42-17 |
| John McKay..... | Rose 1-1-74 | Ohio St. 21-42 |
| John McKay..... | Rose 1-1-75 | Ohio St. 18-17 |
| John McKay..... | Liberty 12-22-75 | Texas A&M 20-0 |
| John Robinson..... | Rose 1-1-77 | Michigan 14-6 |
| John Robinson..... | Bluebonnet 12-31-77 | Texas A&M 47-28 |
| John Robinson..... | Rose 1-1-79 | Michigan 17-10 |
| John Robinson..... | Rose 1-1-80 | Ohio St. 17-16 |
| John Robinson..... | Fiesta 1-1-82 | Penn St. 10-26 |
| Ted Tollner..... | Rose 1-1-85 | Ohio St. 20-17 |
| Ted Tollner..... | Aloha 12-28-85 | Alabama 3-24 |
| Ted Tollner..... | Florida Citrus 1-1-87 | Auburn 7-16 |
| Larry Smith..... | Rose 1-1-88 | Michigan St. 17-20 |
| Larry Smith..... | Rose 1-2-89 | Michigan 14-22 |
| Larry Smith..... | Rose 1-1-90 | Michigan 17-10 |
| Larry Smith..... | John Hancock 12-31-90 | Michigan St. 16-17 |
| Larry Smith..... | Freedom 12-29-92 | Fresno St. 7-24 |
| John Robinson..... | Freedom 12-30-93 | Utah 28-21 |
| John Robinson..... | Cotton 1-2-95 | Texas Tech 55-14 |
| John Robinson..... | Rose 1-1-96 | Northwestern 41-32 |
| Paul Hackett..... | Sun 12-31-98 | TCU 19-28 |
| Pete Carroll..... | Las Vegas 12-25-01 | Utah 6-10 |
| Pete Carroll..... | Orange 1-2-03 | Iowa 38-17 |
| Pete Carroll..... | Rose 1-1-04 | Michigan 28-14 |
| Pete Carroll..... | Orange 1-4-05 | Oklahoma 55-19 |
| Pete Carroll..... | Rose 1-4-06 | Texas 38-41 |

All bowls 28-16-0

SMU

| | | |
|--------------------|----------------------|-----------------------|
| Ray Morrison..... | Dixie Classic 1-1-25 | West Va. Wesleyan 7-9 |
| Matty Bell..... | Rose 1-1-36 | Stanford 0-7 |
| Matty Bell..... | Cotton 1-1-48 | Penn St. 13-13 |
| Matty Bell..... | Cotton 1-1-49 | Oregon 21-13 |
| Hayden Fry..... | Sun 12-31-63 | Oregon 14-21 |
| Hayden Fry..... | Cotton 12-31-66 | Georgia 9-24 |
| Hayden Fry..... | Bluebonnet 12-31-68 | Oklahoma 28-27 |
| Ron Meyer..... | Holiday 12-19-80 | Brigham Young 45-46 |
| Bobby Collins..... | Cotton 1-1-83 | Pittsburgh 7-3 |
| Bobby Collins..... | Sun 12-24-83 | Alabama 7-28 |
| Bobby Collins..... | Aloha 12-29-84 | Notre Dame 27-20 |

All bowls 4-6-1

SOUTHERN MISS.

| | | |
|----------------------|-------------------------|--------------------------|
| Thad "Pie" Vann..... | Sun 1-1-53 | Pacific 7-26 |
| Thad "Pie" Vann..... | Sun 1-1-54 | UTEP 14-37 |
| Bobby Collins..... | Independence 12-13-80 | McNeese St. 16-14 |
| Bobby Collins..... | Tangerine 12-19-81 | Missouri 17-19 |
| Curley Hallman..... | Independence 12-23-88 | UTEP 38-18 |
| Jeff Bower..... | All-American 12-28-90 | North Carolina St. 27-31 |
| Jeff Bower..... | Liberty 12-31-97 | Pittsburgh 41-7 |
| Jeff Bower..... | Humanitarian 12-30-98 | Idaho 35-42 |
| Jeff Bower..... | Liberty 12-31-99 | Colorado St. 23-17 |
| Jeff Bower..... | Mobile Alabama 12-20-00 | TCU 28-21 |
| Jeff Bower..... | Houston 12-27-02 | Oklahoma St. 23-33 |
| Jeff Bower..... | Liberty 12-31-03 | Utah 0-17 |
| Jeff Bower..... | New Orleans 12-14-04 | North Texas 31-10 |
| Jeff Bower..... | New Orleans 12-20-05 | Arkansas St. 31-19 |

All bowls 7-7-0

STANFORD

| | | |
|------------------------------|---------------------|--------------------|
| Charlie Fickert..... | Rose 1-1-02 | Michigan 0-49 |
| Glenn "Pop" Warner..... | Rose 1-1-25 | Notre Dame 10-27 |
| Glenn "Pop" Warner..... | Rose 1-1-27 | Alabama 7-7 |
| Glenn "Pop" Warner..... | Rose 1-2-28 | Pittsburgh 7-6 |
| Claude "Tiny" Thornhill..... | Rose 1-1-34 | Columbia 0-7 |
| Claude "Tiny" Thornhill..... | Rose 1-1-35 | Alabama 13-29 |
| Claude "Tiny" Thornhill..... | Rose 1-1-36 | SMU 7-0 |
| Clark Shaughnessy..... | Rose 1-1-41 | Nebraska 21-13 |
| Chuck Taylor..... | Rose 1-1-52 | Illinois 7-40 |
| John Ralston..... | Rose 1-1-71 | Ohio St. 27-17 |
| John Ralston..... | Rose 1-1-72 | Michigan 13-12 |
| Bill Walsh..... | Sun 12-31-77 | LSU 24-14 |
| Bill Walsh..... | Bluebonnet 12-31-78 | Georgia 25-22 |
| Jack Elway..... | Gator 12-27-86 | Clemson 21-27 |
| Dennis Green..... | Aloha 12-25-91 | Georgia Tech 17-18 |
| Bill Walsh..... | Blockbuster 1-1-93 | Penn St. 24-3 |
| Tyrone Willingham..... | Liberty 12-30-95 | East Caro. 13-19 |
| Tyrone Willingham..... | Sun 12-31-96 | Michigan St. 38-0 |
| Tyrone Willingham..... | Rose 1-1-00 | Wisconsin 9-17 |
| Tyrone Willingham..... | Seattle 12-27-01 | Georgia Tech 14-24 |

All bowls 9-10-1

SYRACUSE

| | | |
|-------------------------|------------------------|--------------------|
| Ben Schwartzwalder..... | Orange 1-1-53 | Alabama 6-61 |
| Ben Schwartzwalder..... | Cotton 1-1-57 | TCU 27-28 |
| Ben Schwartzwalder..... | Orange 1-1-59 | Oklahoma 6-21 |
| Ben Schwartzwalder..... | Cotton 1-1-60 | Texas 23-14 |
| Ben Schwartzwalder..... | Liberty 12-16-61 | Miami (Fla.) 15-14 |
| Ben Schwartzwalder..... | Sugar 1-1-65 | LSU 10-13 |
| Ben Schwartzwalder..... | Gator 12-31-66 | Tennessee 12-18 |
| Frank Maloney..... | Independence 12-15-79 | McNeese St. 31-7 |
| Dick MacPherson..... | Cherry 12-21-85 | Maryland 18-35 |
| Dick MacPherson..... | Sugar 1-1-88 | Auburn 16-16 |
| Dick MacPherson..... | Hall of Fame 1-2-89 | LSU 23-10 |
| Dick MacPherson..... | Peach 12-30-89 | Georgia 19-18 |
| Dick MacPherson..... | Aloha 12-25-90 | Arizona 28-0 |
| Paul Pasqualoni..... | Hall of Fame 1-1-92 | Ohio St. 24-17 |
| Paul Pasqualoni..... | Fiesta 1-1-93 | Colorado 26-22 |
| Paul Pasqualoni..... | Gator 1-1-96 | Clemson 41-0 |
| Paul Pasqualoni..... | Liberty 12-27-96 | Houston 30-17 |
| Paul Pasqualoni..... | Fiesta 12-31-97 | Kansas St. 18-35 |
| Paul Pasqualoni..... | Orange 1-2-99 | Florida 10-31 |
| Paul Pasqualoni..... | Music City 12-29-99 | Kentucky 20-13 |
| Paul Pasqualoni..... | Insight.com 12-29-01 | Kansas St. 26-3 |
| Paul Pasqualoni..... | Champs Sports 12-21-04 | Georgia Tech 14-51 |

All bowls 12-9-1

TEMPLE

| | | |
|-------------------------|-----------------------|------------------|
| Glenn "Pop" Warner..... | Sugar 1-1-35 | Tulane 14-20 |
| Wayne Hardin..... | Garden State 12-15-79 | California 28-17 |

All bowls 1-1-0

TENNESSEE

| | | |
|------------------|---------------|--------------------------|
| Bob Neyland..... | Orange 1-2-39 | Oklahoma 17-0 |
| Bob Neyland..... | Rose 1-1-40 | Southern California 0-14 |

| School/Coach | Bowl/Date | Opponent/Score |
|-------------------|-------------------------|--------------------------|
| Bob Neyland | Sugar 1-1-41 | Boston College 13-19 |
| John Barnhill | Sugar 1-1-43 | Tulsa 14-7 |
| John Barnhill | Rose 1-1-45 | Southern California 0-25 |
| Bob Neyland | Orange 1-1-47 | Rice 0-8 |
| Bob Neyland | Cotton 1-1-51 | Texas 20-14 |
| Bob Neyland | Sugar 1-1-52 | Maryland 13-28 |
| Bob Neyland | Cotton 1-1-53 | Texas 0-16 |
| Bowden Wyatt | Sugar 1-1-57 | Baylor 7-13 |
| Bowden Wyatt | Gator 12-28-57 | Texas A&M 3-0 |
| Doug Dickey | Bluebonnet 12-18-65 | Tulsa 27-6 |
| Doug Dickey | Gator 12-31-66 | Syracuse 18-12 |
| Doug Dickey | Orange 1-1-68 | Oklahoma 24-26 |
| Doug Dickey | Cotton 1-1-69 | Texas 13-36 |
| Doug Dickey | Gator 12-27-69 | Florida 13-14 |
| Bill Battle | Sugar 1-1-71 | Air Force 34-13 |
| Bill Battle | Liberty 12-20-71 | Arkansas 14-13 |
| Bill Battle | Bluebonnet 12-30-72 | LSU 24-17 |
| Bill Battle | Gator 12-29-73 | Texas Tech 19-28 |
| Bill Battle | Liberty 12-16-74 | Maryland 7-3 |
| Johnny Majors | Bluebonnet 12-31-79 | Purdue 22-27 |
| Johnny Majors | Garden State 12-13-81 | Wisconsin 28-21 |
| Johnny Majors | Peach 12-31-82 | Iowa 22-28 |
| Johnny Majors | Florida Citrus 12-17-83 | Maryland 30-23 |
| Johnny Majors | Sun 12-24-84 | Maryland 27-28 |
| Johnny Majors | Sugar 1-1-86 | Miami (Fla.) 35-7 |
| Johnny Majors | Liberty 12-29-86 | Minnesota 21-14 |
| Johnny Majors | Peach 1-2-88 | Indiana 27-22 |
| Johnny Majors | Cotton 1-1-90 | Arkansas 31-27 |
| Johnny Majors | Sugar 1-1-91 | Virginia 23-22 |
| Johnny Majors | Fiesta 1-1-92 | Penn St. 17-42 |
| Phillip Fulmer | Hall of Fame 1-1-93 | Boston College 38-23 |
| Phillip Fulmer | Florida Citrus 1-1-94 | Penn St. 13-31 |
| Phillip Fulmer | Gator 12-30-94 | Virginia Tech 45-23 |
| Phillip Fulmer | Florida Citrus 1-1-96 | Ohio St. 20-14 |
| Phillip Fulmer | Florida Citrus 1-1-97 | Northwestern 48-28 |
| Phillip Fulmer | Orange 1-2-98 | Nebraska 17-42 |
| Phillip Fulmer | Fiesta 1-4-99 | Florida St. 23-16 |
| Phillip Fulmer | Fiesta 1-2-00 | Nebraska 21-31 |
| Phillip Fulmer | Cotton 1-1-01 | Kansas St. 21-35 |
| Phillip Fulmer | Florida Citrus 1-1-02 | Michigan 45-17 |
| Phillip Fulmer | Peach 12-31-02 | Maryland 3-30 |
| Phillip Fulmer | Peach 1-2-04 | Clemson 14-27 |
| Phillip Fulmer | Cotton 1-1-05 | Texas A&M 38-7 |
| All bowls 24-21-0 | | |
| TEXAS | | |
| Dana Bible | Cotton 1-1-43 | Georgia Tech 14-7 |
| Dana Bible | Cotton 1-1-44 | Randolph Field 7-7 |
| Dana Bible | Cotton 1-1-46 | Missouri 40-27 |
| Blair Cherry | Sugar 1-1-48 | Alabama 27-7 |
| Blair Cherry | Orange 1-1-49 | Georgia 41-28 |
| Blair Cherry | Cotton 1-1-51 | Tennessee 14-20 |
| Ed Price | Cotton 1-1-53 | Tennessee 16-0 |
| Darrell Royal | Sugar 1-1-58 | Mississippi 7-39 |
| Darrell Royal | Cotton 1-1-60 | Syracuse 14-23 |
| Darrell Royal | Bluebonnet 12-17-60 | Alabama 3-3 |
| Darrell Royal | Cotton 1-1-62 | Mississippi 12-7 |
| Darrell Royal | Cotton 1-1-63 | LSU 0-13 |
| Darrell Royal | Cotton 1-1-64 | Navy 28-6 |
| Darrell Royal | Orange 1-1-65 | Alabama 21-17 |
| Darrell Royal | Bluebonnet 12-17-66 | Mississippi 19-0 |
| Darrell Royal | Cotton 1-1-69 | Tennessee 36-13 |
| Darrell Royal | Cotton 1-1-70 | Notre Dame 21-17 |
| Darrell Royal | Cotton 1-1-71 | Notre Dame 11-24 |
| Darrell Royal | Cotton 1-1-72 | Penn St. 6-30 |
| Darrell Royal | Cotton 1-1-73 | Alabama 17-13 |
| Darrell Royal | Cotton 1-1-74 | Nebraska 3-19 |
| Darrell Royal | Gator 12-30-74 | Auburn 3-27 |
| Darrell Royal | Bluebonnet 12-27-75 | Colorado 38-21 |
| Fred Akers | Cotton 1-2-78 | Notre Dame 10-38 |
| Fred Akers | Sun 12-23-78 | Maryland 42-0 |
| Fred Akers | Sun 12-22-79 | Washington 7-14 |
| Fred Akers | Bluebonnet 12-31-80 | North Carolina 7-16 |
| Fred Akers | Cotton 1-1-82 | Alabama 14-12 |
| Fred Akers | Sun 12-25-82 | North Carolina 10-26 |
| Fred Akers | Cotton 1-2-84 | Georgia 9-10 |
| Fred Akers | Freedom 12-26-84 | Iowa 17-55 |
| Fred Akers | Bluebonnet 12-31-85 | Air Force 16-24 |
| David McWilliams | Bluebonnet 12-31-87 | Pittsburgh 32-27 |
| David McWilliams | Cotton 1-1-91 | Miami (Fla.) 3-46 |
| John Mackovic | Sun 12-30-94 | North Carolina 35-31 |
| John Mackovic | Sugar 12-31-95 | Virginia Tech 10-28 |
| John Mackovic | Fiesta 1-1-97 | Penn St. 15-38 |
| Mack Brown | Cotton 1-1-99 | Mississippi St. 38-11 |

| School/Coach | Bowl/Date | Opponent/Score |
|----------------------------|-------------------------------|----------------------------|
| Mack Brown | Cotton 1-1-00 | Arkansas 6-27 |
| Mack Brown | Holiday 12-29-00 | Oregon 30-35 |
| Mack Brown | Holiday 12-28-01 | Washington 47-43 |
| Mack Brown | Cotton 1-1-03 | LSU 35-20 |
| Mack Brown | Holiday 12-30-03 | Washington St. 20-28 |
| Mack Brown | Rose 1-1-05 | Michigan 38-37 |
| Mack Brown | Rose 1-4-06 | Southern California 41-38 |
| All bowls 22-21-2 | | |
| UTEP | | |
| Mack Saxon | Sun 1-1-37 | Hardin-Simmons 6-34 |
| Jack "Cactus Jack" Curtice | Sun 1-1-49 | West Virginia 12-21 |
| Jack "Cactus Jack" Curtice | Sun 1-2-50 | Georgetown 33-20 |
| Mike Brumbelow | Sun 1-1-54 | Southern Miss. 37-14 |
| Mike Brumbelow | Sun 1-1-55 | Florida St. 47-20 |
| Mike Brumbelow | Sun 1-1-57 | George Washington 0-13 |
| Bobby Dobbs | Sun 12-31-65 | TCU 13-12 |
| Bobby Dobbs | Sun 12-30-67 | Mississippi 14-7 |
| Bob Stull | Independence 12-23-88 | Southern Miss. 18-38 |
| Gary Nord | Humanitarian 12-28-00 | Boise St. 23-38 |
| Mike Price | Houston 12-29-04 | Colorado 28-33 |
| Mike Price | GMAC 12-21-05 | Toledo 13-45 |
| All bowls 5-7-0 | | |
| TEXAS A&M | | |
| Dana Bible | Dixie Classic 1-2-22 | Centre 22-14 |
| Homer Norton | Sugar 1-1-40 | Tulane 14-13 |
| Homer Norton | Cotton 1-1-41 | Fordham 13-12 |
| Homer Norton | Cotton 1-1-42 | Alabama 21-29 |
| Homer Norton | Orange 1-1-44 | LSU 14-19 |
| Harry Stiteler | Presidential 12-9-50 | Georgia 40-20 |
| Paul "Bear" Bryant | Gator 12-28-57 | Tennessee 0-3 |
| Gene Stallings | Cotton 1-1-68 | Alabama 20-16 |
| Emory Bellard | Liberty 12-22-75 | Southern California 0-20 |
| Emory Bellard | Sun 1-2-77 | Florida 37-14 |
| Emory Bellard | Bluebonnet 12-31-77 | Southern California 28-47 |
| Tom Wilson | Hall of Fame 12-20-78 | Iowa St. 28-12 |
| Tom Wilson | Independence 12-12-81 | Oklahoma St. 33-16 |
| Jackie Sherrill | Cotton 1-1-86 | Auburn 36-16 |
| Jackie Sherrill | Cotton 1-1-87 | Ohio St. 12-28 |
| Jackie Sherrill | Cotton 1-1-88 | Notre Dame 35-10 |
| R.C. Slocum | John Hancock 12-30-89 | Pittsburgh 28-31 |
| R.C. Slocum | Holiday 12-29-90 | Brigham Young 65-14 |
| R.C. Slocum | Cotton 1-1-92 | Florida St. 2-10 |
| R.C. Slocum | Cotton 1-1-93 | Notre Dame 3-28 |
| R.C. Slocum | Cotton 1-1-94 | Notre Dame 21-24 |
| R.C. Slocum | Alamo 12-28-95 | Michigan 22-20 |
| R.C. Slocum | Cotton 1-1-98 | UCLA 23-29 |
| R.C. Slocum | Sugar 1-1-99 | Ohio St. 14-24 |
| R.C. Slocum | Alamo 12-28-99 | Penn St. 0-24 |
| R.C. Slocum | Independence 12-31-00 | Mississippi St. 41-43 (ot) |
| R.C. Slocum | Galleryfurniture.com 12-28-01 | TCU 28-9 |
| Dennis Franchione | Cotton 1-1-05 | Tennessee 7-38 |
| All bowls 13-15-0 | | |
| TCU | | |
| Bill Driver | Fort Worth Classic 1-1-21 | Centre 7-63 |
| Leo "Dutch" Meyer | Sugar 1-1-36 | LSU 3-2 |
| Leo "Dutch" Meyer | Cotton 1-1-37 | Marquette 16-6 |
| Leo "Dutch" Meyer | Sugar 1-2-39 | Carnegie Mellon 15-7 |
| Leo "Dutch" Meyer | Orange 1-1-42 | Georgia 26-40 |
| Leo "Dutch" Meyer | Cotton 1-1-45 | Oklahoma St. 0-34 |
| Leo "Dutch" Meyer | Delta 1-1-48 | Mississippi 9-13 |
| Leo "Dutch" Meyer | Cotton 1-1-52 | Kentucky 7-20 |
| Abe Martin | Cotton 1-2-56 | Mississippi 13-14 |
| Abe Martin | Cotton 1-1-57 | Syracuse 28-27 |
| Abe Martin | Cotton 1-1-59 | Air Force 0-0 |
| Abe Martin | Bluebonnet 12-19-59 | Clemson 7-23 |
| Abe Martin | Sun 12-31-65 | UTEP 12-13 |
| Jim Wacker | Bluebonnet 12-31-84 | West Virginia 14-31 |
| Pat Sullivan | Independence 12-28-94 | Virginia 10-20 |
| Dennis Franchione | Sun 12-31-98 | Southern California 28-19 |
| Dennis Franchione | Mobile Alabama 12-22-99 | East Caro. 28-14 |
| Gary Patterson | Mobile Alabama 12-20-00 | Southern Miss. 21-28 |
| Gary Patterson | Galleryfurniture.com 12-28-01 | Texas A&M 9-28 |
| Gary Patterson | Liberty 12-31-02 | Colorado St. 17-3 |
| Gary Patterson | Fort Worth 12-23-03 | Boise St. 31-34 |
| Gary Patterson | Houston 12-31-05 | Iowa St. 27-24 |
| All bowls 8-13-1 | | |
| TEXAS TECH | | |
| Pete Cawthon | Sun 1-1-38 | West Virginia 6-7 |
| Pete Cawthon | Cotton 1-2-39 | St. Mary's (Cal.) 13-20 |
| Dell Morgan | Sun 1-1-42 | Tulsa 0-6 |

| School/Coach | Bowl/Date | Opponent/Score |
|-----------------------|-------------------------------|---------------------------|
| Dell Morgan | Sun 1-1-48 | Miami (Ohio) 12-13 |
| Dell Morgan | Raisin 12-31-49 | San Jose St. 13-20 |
| DeWitt Weaver | Sun 1-1-52 | Pacific 35-14 |
| DeWitt Weaver | Gator 1-1-54 | Auburn 25-13 |
| DeWitt Weaver | Sun 1-2-56 | Wyoming 14-21 |
| J.T. King | Sun 12-26-64 | Georgia 0-7 |
| J.T. King | Gator 12-31-65 | Georgia Tech 21-31 |
| Jim Carlen | Sun 12-19-70 | Georgia Tech 9-17 |
| Jim Carlen | Sun 12-30-72 | North Carolina 28-32 |
| Jim Carlen | Gator 12-29-73 | Tennessee 28-19 |
| Jim Carlen | Peach 12-28-74 | Vanderbilt 6-6 |
| Steve Sloan | Bluebonnet 12-31-76 | Nebraska 24-27 |
| Steve Sloan | Tangerine 12-23-77 | Florida St. 17-40 |
| Spike Dykes | Independence 12-20-86 | Mississippi 17-20 |
| Spike Dykes | All-American 12-28-89 | Duke 49-21 |
| Spike Dykes | John Hancock 12-24-93 | Oklahoma 10-41 |
| Spike Dykes | Cotton 1-2-95 | Southern California 14-55 |
| Spike Dykes | Copper 12-27-95 | Air Force 55-41 |
| Spike Dykes | Alamo 12-29-96 | Iowa 0-27 |
| Spike Dykes | Independence 12-31-98 | Mississippi 18-35 |
| Mike Leach | Galleryfurniture.com 12-27-00 | East Caro. 27-40 |
| Mike Leach | Alamo 12-29-01 | Iowa 13-16 |
| Mike Leach | Mazda Tangerine 12-23-02 | Clemson 55-15 |
| Mike Leach | Houston 12-30-03 | Navy 38-14 |
| Mike Leach | Holiday 12-30-04 | California 45-31 |
| Mike Leach | Cotton 1-2-06 | Alabama 10-13 |
| All bowls 8-20-1 | | |
| TOLEDO | | |
| Frank Lauterbur | Tangerine 12-26-69 | Davidson 56-33 |
| Frank Lauterbur | Tangerine 12-28-70 | William & Mary 40-12 |
| Jack Murphy | Tangerine 12-28-71 | Richmond 28-3 |
| Chuck Stobart | California 12-19-81 | San Jose St. 27-25 |
| Dan Simrell | California 12-15-84 | UNLV 13-30 |
| Gary Pinkel | Las Vegas 12-14-95 | Nevada 40-37 (ot) |
| Tom Amstutz | Motor City 12-29-01 | Cincinnati 23-16 |
| Tom Amstutz | Motor City 12-26-02 | Boston College 25-51 |
| Tom Amstutz | Motor City 12-27-04 | Connecticut 10-39 |
| Tom Amstutz | GMAC 12-21-05 | UTEP 45-13 |
| All bowls 7-3-0 | | |
| TROY | | |
| Larry Blakeney | Silicon Valley 12-30-04 | Northern Ill. 21-34 |
| All bowls 0-1-0 | | |
| TULANE | | |
| Bernie Bierman | Rose 1-1-32 | Southern California 12-21 |
| Ted Cox | Sugar 1-1-35 | Temple 20-14 |
| Lowell "Red" Dawson | Sugar 1-1-40 | Texas A&M 13-14 |
| Jim Pittman | Liberty 12-12-70 | Colorado 17-3 |
| Bennie Ellender | Bluebonnet 12-29-73 | Houston 7-47 |
| Larry Smith | Liberty 12-22-79 | Penn St. 6-9 |
| Vince Gibson | Hall of Fame 12-27-80 | Arkansas 15-34 |
| Mack Brown | Independence 12-19-87 | Washington 12-24 |
| Tommy Bowden | Liberty 12-31-98 | Brigham Young 41-27 |
| Chris Scelfo | Hawaii 12-25-02 | Hawaii 36-28 |
| All bowls 4-6-0 | | |
| TULSA | | |
| Henry Frnka | Sun 1-1-42 | Texas Tech 6-0 |
| Henry Frnka | Sugar 1-1-43 | Tennessee 7-14 |
| Henry Frnka | Sugar 1-1-44 | Georgia Tech 18-20 |
| Henry Frnka | Orange 1-1-45 | Georgia Tech 26-12 |
| Henry Frnka | Oil 1-1-46 | Georgia 6-20 |
| J.O. "Buddy" Brothers | Gator 1-1-53 | Florida 13-14 |
| Glenn Dobbs | Bluebonnet 12-19-64 | Mississippi 14-7 |
| Glenn Dobbs | Bluebonnet 12-18-65 | Tennessee 6-27 |
| F.A. Dry | Independence 12-13-76 | McNeese St. 16-20 |
| Dave Rader | Independence 12-16-89 | Oregon 24-27 |
| Dave Rader | Freedom 12-30-91 | San Diego St. 28-17 |
| Steve Kragthorpe | Humanitarian 1-3-04 | Georgia Tech 10-52 |
| Steve Kragthorpe | Liberty 12-31-05 | Fresno St. 31-24 |
| All bowls 5-8-0 | | |
| UCLA | | |
| Edwin "Babe" Horrell | Rose 1-1-43 | Georgia 0-9 |
| Bert LaBrucherie | Rose 1-1-47 | Illinois 14-45 |
| Henry "Red" Sanders | Rose 1-1-54 | Michigan St. 20-28 |
| Henry "Red" Sanders | Rose 1-2-56 | Michigan St. 14-17 |
| Bill Barnes | Rose 1-1-62 | Minnesota 3-21 |
| Tommy Prothro | Rose 1-1-66 | Michigan St. 14-12 |
| Dick Vermeil | Rose 1-1-76 | Ohio St. 23-10 |
| Terry Donahue | Liberty 12-20-76 | Alabama 6-36 |
| Terry Donahue | Fiesta 12-25-78 | Arkansas 10-10 |
| Terry Donahue | Bluebonnet 12-31-81 | Michigan 14-33 |

| School/Coach | Bowl/Date | Opponent/Score |
|----------------------|---------------------------|---------------------------|
| Terry Donahue | Rose 1-1-83 | Michigan 24-14 |
| Terry Donahue | Rose 1-2-84 | Illinois 45-9 |
| Terry Donahue | Fiesta 1-1-85 | Miami (Fla.) 39-37 |
| Terry Donahue | Rose 1-1-86 | Iowa 45-28 |
| Terry Donahue | Freedom 12-30-86 | Brigham Young 31-10 |
| Terry Donahue | Aloha 12-25-87 | Florida 20-16 |
| Terry Donahue | Cotton 1-1-89 | Arkansas 17-3 |
| Terry Donahue | John Hancock 12-31-91 | Illinois 6-3 |
| Terry Donahue | Rose 1-1-94 | Wisconsin 16-21 |
| Terry Donahue | Aloha 12-25-95 | Kansas 30-51 |
| Bob Toledo | Cotton 1-1-98 | Texas A&M 29-23 |
| Bob Toledo | Rose 1-1-99 | Wisconsin 31-38 |
| Bob Toledo | Sun 12-29-00 | Wisconsin 20-21 |
| Ed Kezirian | Las Vegas 12-25-02 | New Mexico 27-13 |
| Karl Dorrell | Silicon Valley 12-30-03 | Fresno St. 9-17 |
| Karl Dorrell | Las Vegas 12-23-04 | Wyoming 21-24 |
| Karl Dorrell | Sun 12-30-05 | Northwestern 50-38 |
| All bowls 13-13-1 | | |
| UTAH | | |
| Ike Armstrong | Sun 1-2-39 | New Mexico 26-0 |
| Roy Nagel | Liberty 12-19-64 | West Virginia 32-6 |
| Ron McBride | Copper 12-29-92 | Washington St. 28-31 |
| Ron McBride | Freedom 12-30-93 | Southern California 21-28 |
| Ron McBride | Freedom 12-27-94 | Arizona 16-13 |
| Ron McBride | Copper 12-27-96 | Wisconsin 10-38 |
| Ron McBride | Las Vegas 12-18-99 | Fresno St. 17-16 |
| Ron McBride | Las Vegas 12-25-01 | Southern California 10-6 |
| Urban Meyer | Liberty 12-31-03 | Southern Miss. 17-0 |
| Urban Meyer | Fiesta 1-1-05 | Pittsburgh 35-7 |
| Kyle Whittingham | Emerald 12-29-05 | Georgia Tech 38-10 |
| All bowls 8-3-0 | | |
| UTAH ST. | | |
| E.L. "Dick" Romney | Raisin 1-1-47 | San Jose St. 0-20 |
| John Ralston | Sun 12-31-60 | New Mexico St. 13-20 |
| John Ralston | Gotham 12-9-61 | Baylor 9-24 |
| Charlie Weatherbie | Las Vegas 12-17-93 | Ball St. 42-33 |
| John L. Smith | Humanitarian 12-29-97 | Cincinnati 19-35 |
| All bowls 1-4-0 | | |
| VANDERBILT | | |
| Art Guepe | Gator 12-31-55 | Auburn 25-13 |
| Steve Sloan | Peach 12-28-74 | Texas Tech 6-6 |
| George MacIntyre | Hall of Fame 12-31-82 | Air Force 28-36 |
| All bowls 1-1-1 | | |
| VIRGINIA | | |
| George Welsh | Peach 12-31-84 | Purdue 27-24 |
| George Welsh | All-American 12-22-87 | Brigham Young 22-16 |
| George Welsh | Florida Citrus 1-1-90 | Illinois 21-31 |
| George Welsh | Sugar 1-1-91 | Tennessee 22-23 |
| George Welsh | Gator 12-29-91 | Oklahoma 14-48 |
| George Welsh | Carquest 1-1-94 | Boston College 13-31 |
| George Welsh | Independence 12-28-94 | TCU 20-10 |
| George Welsh | Peach 12-30-95 | Georgia 34-27 |
| George Welsh | Carquest 12-27-96 | Miami (Fla.) 21-31 |
| George Welsh | Peach 12-31-98 | Georgia 33-35 |
| George Welsh | Micronpc.com 12-30-99 | Illinois 21-63 |
| George Welsh | Oahu Classic 12-24-00 | Georgia 14-37 |
| Al Groh | Continental Tire 12-28-02 | West Virginia 48-22 |
| Al Groh | Continental Tire 12-27-03 | Pittsburgh 23-16 |
| Al Groh | MPC Computers 12-27-04 | Fresno St. 34-37 (ot) |
| Al Groh | Music City 12-30-05 | Minnesota 34-31 |
| All bowls 7-9-0 | | |
| VIRGINIA TECH | | |
| Jimmy Kitts | Sun 1-1-47 | Cincinnati 6-18 |
| Jerry Claiborne | Liberty 12-10-66 | Miami (Fla.) 7-14 |
| Jerry Claiborne | Liberty 12-14-68 | Mississippi 17-34 |
| Bill Dooley | Peach 1-2-81 | Miami (Fla.) 10-20 |
| Bill Dooley | Independence 12-15-84 | Air Force 7-23 |
| Bill Dooley | Peach 12-31-86 | North Carolina St. 25-24 |
| Frank Beamer | Independence 12-31-93 | Indiana 45-20 |
| Frank Beamer | Gator 12-30-94 | Tennessee 23-45 |
| Frank Beamer | Sugar 12-31-95 | Texas 28-10 |
| Frank Beamer | Orange 12-31-96 | Nebraska 21-41 |
| Frank Beamer | Gator 1-1-98 | North Carolina 3-42 |
| Frank Beamer | Music City 12-28-98 | Alabama 38-7 |
| Frank Beamer | Sugar 1-4-00 | Florida St. 29-46 |
| Frank Beamer | Gator 1-1-01 | Clemson 41-20 |
| Frank Beamer | Gator 1-1-02 | Florida St. 17-30 |
| Frank Beamer | San Francisco 12-31-02 | Air Force 20-13 |
| Frank Beamer | Insight 12-26-03 | California 49-52 |
| Frank Beamer | Sugar 1-3-05 | Auburn 13-16 |
| Frank Beamer | Gator 1-2-06 | Louisville 35-24 |
| All bowls 7-12-0 | | |

| School/Coach | Bowl/Date | Opponent/Score |
|--------------------------------|--|--------------------------|
| WAKE FOREST | | |
| D.C. "Peahead" Walker | Gator 1-1-46 | South Carolina 26-14 |
| D.C. "Peahead" Walker | Dixie 1-1-49 | Baylor 7-20 |
| John Mackovic | Tangerine 12-22-79 | LSU 10-34 |
| Bill Dooley | Independence 12-31-92 | Oregon 39-35 |
| Jim Caldwell | Aloha Classic 12-25-99 | Arizona St. 23-3 |
| Jim Grobe | Seattle 12-30-02 | Oregon 38-17 |
| All bowls 4-2-0 | | |
| WASHINGTON | | |
| Enoch Bagshaw | Rose 1-1-24 | Navy 14-14 |
| Enoch Bagshaw | Rose 1-1-26 | Alabama 19-20 |
| Jimmy Phelan | Rose 1-1-37 | Pittsburgh 0-21 |
| Ralph "Pesi" Welch | Rose 1-1-44 | Southern California 0-29 |
| Jim Owens | Rose 1-1-60 | Wisconsin 44-8 |
| Jim Owens | Rose 1-2-61 | Minnesota 17-7 |
| Jim Owens | Rose 1-1-64 | Illinois 7-17 |
| Don James | Rose 1-2-78 | Michigan 27-20 |
| Don James | Sun 12-22-79 | Texas 14-7 |
| Don James | Rose 1-1-81 | Michigan 6-23 |
| Don James | Rose 1-1-82 | Iowa 28-0 |
| Don James | Aloha 12-25-82 | Maryland 21-20 |
| Don James | Aloha 12-26-83 | Penn St. 10-13 |
| Don James | Orange 1-1-85 | Oklahoma 28-17 |
| Don James | Freedom 12-30-85 | Colorado 20-17 |
| Don James | Sun 12-25-86 | Alabama 6-28 |
| Don James | Independence 12-19-87 | Tulane 24-12 |
| Don James | Freedom 12-30-89 | Florida 34-7 |
| Don James | Rose 1-1-91 | Iowa 46-34 |
| Don James | Rose 1-1-92 | Michigan 34-14 |
| Don James | Rose 1-1-93 | Michigan 31-38 |
| Jim Lambright | Sun 12-29-95 | Iowa 18-38 |
| Jim Lambright | Holiday 12-30-96 | Colorado 21-33 |
| Jim Lambright | Aloha 12-25-97 | Michigan St. 51-23 |
| Jim Lambright | Oahu Classic 12-25-98 | Air Force 25-45 |
| Rick Neuheisel | Holiday 12-29-99 | Kansas St. 20-24 |
| Rick Neuheisel | Rose 1-1-01 | Purdue 34-24 |
| Rick Neuheisel | Holiday 12-28-01 | Texas 43-47 |
| Rick Neuheisel | Sun 12-31-02 | Purdue 24-34 |
| All bowls 14-14-1 | | |
| WASHINGTON ST. | | |
| Bill "Lone Star" Dietz | Rose 1-1-16 | Brown 14-0 |
| Orin "Babe" Hollingbery | Rose 1-1-31 | Alabama 0-24 |
| Jim Walden | Holiday 12-18-81 | Brigham Young 36-38 |
| Dennis Erickson | Aloha 12-25-88 | Houston 24-22 |
| Mike Price | Copper 12-29-92 | Utah 31-28 |
| Mike Price | Alamo 12-31-94 | Baylor 10-3 |
| Mike Price | Rose 1-1-98 | Michigan 16-21 |
| Mike Price | Sun 12-31-01 | Purdue 33-27 |
| Mike Price | Rose 1-1-03 | Oklahoma 14-34 |
| Bill Doba | Holiday 12-30-03 | Texas 28-20 |
| All bowls 6-4-0 | | |
| WEST VIRGINIA | | |
| Clarence "Doc" Spears | San Diego East-West Christmas Classic 12-25-22 | Gonzaga 21-13 |
| Marshall "Little Sleepy" Glenn | Sun 1-1-38 | Texas Tech 7-6 |
| Dud DeGroot | Sun 1-1-49 | UTEP 21-12 |
| Art Lewis | Sugar 1-1-54 | Georgia Tech 19-42 |
| Gene Corum | Liberty 12-19-64 | Utah 6-32 |
| Jim Carlen | Peach 12-30-69 | South Carolina 14-3 |
| Bobby Bowden | Peach 12-29-72 | North Carolina St. 13-49 |
| Bobby Bowden | Peach 12-31-75 | North Carolina St. 13-10 |
| Don Nehlen | Peach 12-31-81 | Florida 26-6 |
| Don Nehlen | Gator 12-30-82 | Florida St. 12-31 |
| Don Nehlen | Hall of Fame 12-22-83 | Kentucky 20-16 |
| Don Nehlen | Bluebonnet 12-31-84 | TCU 31-14 |
| Don Nehlen | Sun 12-25-87 | Oklahoma St. 33-35 |
| Don Nehlen | Fiesta 1-2-89 | Notre Dame 21-34 |
| Don Nehlen | Gator 12-30-89 | Clemson 7-27 |
| Don Nehlen | Sugar 1-1-94 | Florida 7-41 |
| Don Nehlen | Carquest 1-2-95 | South Carolina 21-24 |
| Don Nehlen | Gator 1-1-97 | North Carolina 13-20 |
| Don Nehlen | Carquest 12-29-97 | Georgia Tech 30-35 |
| Don Nehlen | Insight.com 12-26-98 | Missouri 31-34 |
| Don Nehlen | Music City 12-28-00 | Mississippi 49-38 |
| Rich Rodriguez | Continental Tire 12-28-02 | Virginia 22-48 |
| Rich Rodriguez | Gator 1-1-04 | Maryland 7-41 |
| Rich Rodriguez | Gator 1-1-05 | Florida St. 18-30 |
| Rich Rodriguez | Sugar 1-2-06 | Georgia 38-35 |
| All bowls 10-15-0 | | |
| WESTERN MICH. | | |
| Merle Schlosser | Aviation 12-9-61 | New Mexico 12-28 |

| School/Coach | Bowl/Date | Opponent/Score |
|------------------|-----------------------|---------------------------|
| Al Molde | California 12-10-88 | Fresno St. 30-35 |
| All bowls 0-2-0 | | |
| WISCONSIN | | |
| Ivy Williamson | Rose 1-1-53 | Southern California 0-7 |
| Milt Bruhn | Rose 1-1-60 | Washington 8-44 |
| Milt Bruhn | Rose 1-2-63 | Southern California 37-42 |
| Dave McClain | Garden State 12-13-81 | Tennessee 21-28 |
| Dave McClain | Independence 12-11-82 | Kansas St. 14-3 |
| Dave McClain | Hall of Fame 12-29-84 | Kentucky 19-20 |
| Barry Alvarez | Rose 1-1-94 | UCLA 21-16 |
| Barry Alvarez | Hall of Fame 1-2-95 | Duke 34-20 |
| Barry Alvarez | Copper 12-27-96 | Utah 38-10 |
| Barry Alvarez | Outback 1-1-98 | Georgia 6-33 |
| Barry Alvarez | Rose 1-1-99 | UCLA 38-31 |
| Barry Alvarez | Rose 1-1-00 | Stanford 17-9 |
| Barry Alvarez | Sun 12-29-00 | UCLA 21-20 |
| Barry Alvarez | Alamo 12-28-02 | Colorado 31-28 (ot) |
| Barry Alvarez | Music City 12-31-03 | Auburn 14-28 |
| Barry Alvarez | Outback 1-1-05 | Georgia 21-24 |
| Barry Alvarez | Capital One 1-2-06 | Auburn 24-10 |
| All bowls 9-8-0 | | |
| WYOMING | | |
| Bowden Wyatt | Gator 1-1-51 | Wash. & Lee 20-7 |
| Phil Dickens | Sun 1-2-56 | Texas Tech 21-14 |
| Bob Devaney | Sun 12-31-58 | Hardin-Simmons 14-6 |
| Lloyd Eaton | Sun 12-24-66 | Florida St. 28-20 |
| Lloyd Eaton | Sugar 1-1-68 | LSU 13-20 |
| Fred Akers | Fiesta 12-25-76 | Oklahoma 7-41 |
| Paul Roach | Holiday 12-30-87 | Iowa 19-20 |
| Paul Roach | Holiday 12-30-88 | Oklahoma St. 14-62 |
| Paul Roach | Copper 12-31-90 | California 15-17 |
| Joe Tiller | Copper 12-29-93 | Kansas St. 17-52 |
| Joe Glenn | Las Vegas 12-23-04 | UCLA 24-21 |
| All bowls 5-6-0 | | |

Played in Major Bowl—No Longer I-A

| School/Coach | Bowl/Date | Opponent/Score |
|---------------------------|--|---------------------|
| BOSTON U. | | |
| Larry Naviaux | Pasadena 12-6-69 | San Diego St. 7-28 |
| All bowls 0-1-0 | | |
| BROWN | | |
| Ed Robinson | Rose 1-1-16 | Washington St. 0-14 |
| All bowls 0-1-0 | | |
| BUCKNELL | | |
| Edward "Hook" Mylin | Orange 1-1-35 | Miami (Fla.) 26-0 |
| All bowls 1-0-0 | | |
| CAL ST. FULLERTON | | |
| Gene Murphy | California 12-17-83 | Northern Ill. 13-20 |
| All bowls 0-1-0 | | |
| CAL ST. NORTHRIDGE | | |
| Sam Winningham | Pasadena 12-2-67 | West Tex. A&M 13-35 |
| All bowls 0-1-0 | | |
| CARNEGIE MELLON | | |
| Bill Kern | Sugar 1-2-39 | TCU 7-15 |
| All bowls 0-1-0 | | |
| CASE RESERVE | | |
| Bill Edwards | Sun 1-1-41 | Arizona St. 26-13 |
| All bowls 1-0-0 | | |
| CATHOLIC | | |
| Arthur "Dutch" Bergman | Orange 1-1-36 | Mississippi 20-19 |
| Arthur "Dutch" Bergman | Sun 1-1-40 | Arizona St. 0-0 |
| All bowls 1-0-1 | | |
| CENTENARY (LA.) | | |
| Homer Norton | Dixie Classic 1-1-34 | Arkansas 7-7 |
| All bowls 0-0-1 | | |
| CENTRE | | |
| Charley Moran | Fort Worth Classic 1-1-21 | TCU 63-7 |
| Charley Moran | San Diego East-West Christmas Classic 12-26-21 | Arizona 38-0 |
| Charley Moran | Dixie Classic 1-2-22 | Texas A&M 14-22 |
| All bowls 2-1-0 | | |
| CITADEL | | |
| Eddie Teague | Tangerine 12-30-60 | Tennessee Tech 27-0 |
| All bowls 1-0-0 | | |

| School/Coach | Bowl/Date | Opponent/Score | School/Coach | Bowl/Date | Opponent/Score |
|----------------------------------|--|------------------------|------------------------------|----------------------|--------------------------|
| COLUMBIA | | | PACIFIC | | |
| Lou Little | Rose 1-1-34 | Stanford 7-0 | Larry Siemering..... | Raisin 1-1-48 | Wichita St. 26-14 |
| All bowls 1-0-0 | | | Ernie Jorge | Sun 1-1-52 | Texas Tech 14-25 |
| | | | Ernie Jorge | Sun 1-1-53 | Southern Miss. 26-7 |
| | | | All bowls 2-1-0 | | |
| DAVIDSON | | | PENN | | |
| Homer Smith..... | Tangerine 12-26-69 | Toledo 33-56 | Bob Folwell | Rose 1-1-17 | Oregon 0-14 |
| All bowls 0-1-0 | | | All bowls 0-1-0 | | |
| DAYTON | | | RANDOLPH FIELD | | |
| Joe Gavin..... | Salad 1-1-52 | Houston 21-26 | Frank Tritico..... | Cotton 1-1-44 | Texas 7-7 |
| All bowls 0-1-0 | | | All bowls 0-0-1 | | |
| DENVER | | | RICHMOND | | |
| Clyde "Cac" Hubbard..... | Sun 1-1-46 | New Mexico 24-34 | Frank Jones | Tangerine 12-27-68 | Ohio 49-42 |
| Clyde "Cac" Hubbard..... | Alamo 1-4-47 | Hardin-Simmons 0-20 | Frank Jones | Tangerine 12-28-71 | Toledo 3-28 |
| All bowls 0-2-0 | | | All bowls 1-1-0 | | |
| DRAKE | | | ST. MARY'S (CAL.) | | |
| Vee Green | Raisin 1-1-46 | Fresno St. 13-12 | Edward "Slip" Madigan..... | Cotton 1-2-39 | Texas Tech 20-13 |
| Al Kawal..... | Salad 1-1-49 | Arizona 14-13 | Jimmy Phelan..... | Sugar 1-1-46 | Oklahoma St. 13-33 |
| Warren Gaer | Sun 1-1-58 | Louisville 20-34 | Jimmy Phelan..... | Oil 1-1-47 | Georgia Tech 19-41 |
| All bowls 2-1-0 | | | All bowls 1-2-0 | | |
| DUQUESNE | | | SANTA CLARA | | |
| John "Little Clipper" Smith..... | Orange 1-1-37 | Mississippi St. 13-12 | Lawrence "Buck" Shaw | Sugar 1-1-37 | LSU 21-14 |
| All bowls 1-0-0 | | | Lawrence "Buck" Shaw | Sugar 1-1-38 | LSU 6-0 |
| | | | Len Casanova..... | Orange 1-2-50 | Kentucky 21-13 |
| | | | All bowls 3-0-0 | | |
| FORDHAM | | | SECOND AIR FORCE | | |
| Jim Crowley..... | Cotton 1-1-41 | Texas A&M 12-13 | Red Reese | Sun 1-1-43 | Hardin-Simmons 13-7 |
| Jim Crowley..... | Sugar 1-1-42 | Missouri 2-0 | All bowls 1-0-0 | | |
| All bowls 1-1-0 | | | SOUTHWESTERN (TEX.) | | |
| GEORGE WASHINGTON | | | Randolph R.M. Medley..... | | |
| Eugene "Bo" Sherman..... | Sun 1-1-57 | UTEP 13-0 | Randolph R.M. Medley..... | Sun 1-1-44 | New Mexico 7-0 |
| All bowls 1-0-0 | | | | Sun 1-1-45 | U. of Mexico 35-0 |
| GEORGETOWN | | | All bowls 2-0-0 | | |
| Jack Hagerty | Orange 1-1-41 | Mississippi St. 7-14 | TAMPA | | |
| Bob Margarita..... | Sun 1-2-50 | UTEP 20-33 | Earle Bruce..... | Tangerine 12-29-72 | Kent St. 21-18 |
| All bowls 0-2-0 | | | All bowls 1-0-0 | | |
| GONZAGA | | | TENNESSEE TECH | | |
| Charles "Gus" Dorais..... | San Diego East-West Christmas Classic 12-15-22 | West Virginia 13-21 | Wilburn Tucker..... | Tangerine 12-30-60 | Citadel 0-27 |
| All bowls 0-1-0 | | | All bowls 0-1-0 | | |
| HARDIN-SIMMONS | | | U. OF MEXICO | | |
| Frank Kimbrough | Sun 1-1-36 | New Mexico St. 14-14 | Bernard A. Hoban | Sun 1-1-45 | Southwestern (Tex.) 0-35 |
| Frank Kimbrough | Sun 1-1-37 | UTEP 34-6 | All bowls 0-1-0 | | |
| Warren Woodson | Sun 1-1-43 | Second Air Force 7-13 | VILLANOVA | | |
| Warren Woodson | Alamo 1-4-47 | Denver 20-6 | Maurice "Clipper" Smith..... | Bacardi, Cuba 1-1-37 | Auburn 7-7 |
| Warren Woodson | Harbor 1-1-48 | San Diego St. 53-0 | Jordan Olivar | Great Lakes 12-6-47 | Kentucky 14-24 |
| Warren Woodson | Shrine 12-18-48 | Ouachita Baptist 40-12 | Jordan Olivar | Harbor 1-1-49 | Nevada 27-7 |
| Warren Woodson | Camellia 12-30-48 | Wichita St. 29-12 | Alex Bell..... | Sun 12-30-61 | Wichita St. 17-9 |
| Sammy Baugh | Sun 12-31-58 | Wyoming 6-14 | Alex Bell..... | Liberty 12-15-62 | Oregon St. 0-6 |
| All bowls 5-2-1 | | | All bowls 2-2-1 | | |
| HARVARD | | | WASH. & JEFF. | | |
| Robert Fisher..... | Rose 1-1-20 | Oregon 7-6 | Earle "Greasy" Neale..... | Rose 1-2-22 | California 0-0 |
| All bowls 1-0-0 | | | All bowls 0-0-1 | | |
| HOLY CROSS | | | WASH. & LEE | | |
| John "Ox" Da Grosa..... | Orange 1-1-46 | Miami (Fla.) 6-13 | George Barclay..... | Gator 1-1-51 | Wyoming 7-20 |
| All bowls 0-1-0 | | | All bowls 0-1-0 | | |
| LONG BEACH ST. | | | WEST TEX. A&M | | |
| Jim Stangeland | Pasadena 12-19-70 | Louisville 24-24 | Frank Kimbrough | Sun 1-1-51 | Cincinnati 14-13 |
| All bowls 0-0-1 | | | Joe Kerbel | Sun 12-31-62 | Ohio 15-14 |
| | | | Joe Kerbel | Pasadena 12-2-67 | Cal St. Northridge 35-13 |
| | | | All bowls 3-0-0 | | |
| MARQUETTE | | | WEST VA. WESLEYAN | | |
| Frank Murray..... | Cotton 1-1-37 | TCU 6-16 | Bob Higgins | Dixie Classic 1-1-25 | SMU 9-7 |
| All bowls 0-1-0 | | | All bowls 1-0-0 | | |
| McNEESE ST. | | | WICHITA ST. | | |
| Jack Doland | Independence 12-13-76 | Tulsa 20-16 | Ralph Graham | Raisin 1-1-48 | Pacific 14-26 |
| Ernie Duplechin..... | Independence 12-15-79 | Syracuse 7-31 | Jim Trimble | Camellia 12-30-48 | Hardin-Simmons 12-49 |
| Ernie Duplechin..... | Independence 12-13-80 | Southern Miss. 14-16 | Hank Foldberg..... | Sun 12-30-61 | Villanova 9-17 |
| All bowls 1-2-0 | | | All bowls 0-3-0 | | |
| MONTANA ST. | | | WILLIAM & MARY | | |
| Clyde Carpenter | Harbor 1-1-47 | New Mexico 13-13 | Rube McCray | Dixie 1-1-48 | Arkansas 19-21 |
| All bowls 0-0-1 | | | Rube McCray | Delta 1-1-49 | Oklahoma St. 20-0 |
| | | | Lou Holtz..... | Tangerine 12-28-70 | Toledo 12-40 |
| | | | All bowls 1-2-0 | | |
| OCCIDENTAL | | | XAVIER (OHIO) | | |
| Roy Dennis | Raisin 1-1-49 | Colorado St. 21-20 | Ed Kluska | Salad 1-1-50 | Arizona St. 33-21 |
| All bowls 1-0-0 | | | All bowls 1-0-0 | | |
| OUACHITA BAPTIST | | | | | |
| Wesley Bradshaw..... | Shrine 12-18-48 | Hardin-Simmons 12-40 | | | |
| All bowls 0-1-0 | | | | | |

Bowl Championship Series Results (1998-06)

Won-Lost Records, All BCS Games

| | | |
|---------------------|-----|-------|
| Ohio St. | 4-0 | 1.000 |
| LSU | 2-0 | 1.000 |
| Texas | 2-0 | 1.000 |
| Wisconsin | 2-0 | 1.000 |
| Auburn | 1-0 | 1.000 |
| Oregon | 1-0 | 1.000 |
| Oregon St. | 1-0 | 1.000 |
| Penn St. | 1-0 | 1.000 |
| Utah | 1-0 | 1.000 |
| Washington | 1-0 | 1.000 |
| West Virginia | 1-0 | 1.000 |
| Miami (Fla.) | 3-1 | .750 |
| Southern California | 3-1 | .750 |
| Florida | 2-1 | .667 |
| Oklahoma | 2-2 | .500 |
| Georgia | 1-1 | .500 |
| Tennessee | 1-1 | .500 |
| Nebraska | 1-1 | .500 |
| Michigan | 1-2 | .333 |
| Florida St. | 1-5 | .167 |
| Alabama | 0-1 | .000 |
| Colorado | 0-1 | .000 |

| | | |
|----------------|-----|------|
| Illinois | 0-1 | .000 |
| Iowa | 0-1 | .000 |
| Kansas St. | 0-1 | .000 |
| Maryland | 0-1 | .000 |
| Pittsburgh | 0-1 | .000 |
| Purdue | 0-1 | .000 |
| Stanford | 0-1 | .000 |
| Syracuse | 0-1 | .000 |
| Texas A&M | 0-1 | .000 |
| UCLA | 0-1 | .000 |
| Washington St. | 0-1 | .000 |
| Notre Dame | 0-2 | .000 |
| Virginia Tech | 0-2 | .000 |

| | | |
|---------------|-----|------|
| Nebraska | 0-1 | .000 |
| Virginia Tech | 0-1 | .000 |

Most BCS Games

| | |
|---------------------|---|
| Florida St. | 6 |
| Miami (Fla.) | 4 |
| Ohio St. | 4 |
| Oklahoma | 4 |
| Southern California | 4 |
| Florida | 3 |
| Michigan | 3 |

Won-Lost Records, BCS Championship Game

| | | |
|---------------------|-----|-------|
| LSU | 1-0 | 1.000 |
| Ohio St. | 1-0 | 1.000 |
| Tennessee | 1-0 | 1.000 |
| Texas | 1-0 | 1.000 |
| Miami (Fla.) | 1-1 | .500 |
| Southern California | 1-1 | .500 |
| Florida St. | 1-2 | .333 |
| Oklahoma | 1-2 | .333 |

Winning Percentages By Conference

| | |
|----------------|-------------|
| Mountain West | 1.000 (1-0) |
| Southeastern | .636 (7-4) |
| Big 10 | .615 (8-5) |
| Pacific-10 | .600 (6-4) |
| Big East | .500 (4-4) |
| Big 12 | .455 (5-6) |
| Atlantic Coast | .125 (1-7) |
| Independents | .000 (0-2) |

Major Bowl-Game Attendance

Total Yearly Attendance

| Year | No. Bowls | Total Attendance | Per/Game Average |
|------|-----------|------------------|------------------|
| 1902 | 1 | 8,000 | 8,000 |
| 1916 | 1 | 7,000 | 7,000 |
| 1917 | 1 | 26,000 | 26,000 |
| 1920 | 1 | 30,000 | 30,000 |
| 1921 | 2 | 51,000 | 25,500 |
| 1922 | 3 | 57,000 | 19,000 |
| 1923 | 2 | 48,000 | 24,000 |
| 1924 | 1 | 40,000 | 40,000 |
| 1925 | 3 | 107,000 | 35,667 |
| 1926 | 1 | 50,000 | 50,000 |
| 1927 | 1 | 57,417 | 57,417 |
| 1928 | 1 | 65,000 | 65,000 |
| 1929 | 1 | 66,604 | 66,604 |
| 1930 | 1 | 72,000 | 72,000 |
| 1931 | 1 | 60,000 | 60,000 |
| 1932 | 1 | 75,562 | 75,562 |
| 1933 | 1 | 78,874 | 78,874 |
| 1934 | 2 | 47,000 | 23,500 |
| 1935 | 3 | 111,634 | 37,211 |
| 1936 | 4 | 137,042 | 34,261 |
| 1937 | 6 | 176,396 | 29,399 |
| 1938 | 5 | 202,972 | 40,594 |
| 1939 | 5 | 224,643 | 44,929 |
| 1940 | 5 | 226,478 | 45,296 |
| 1941 | 5 | 253,735 | 50,747 |
| 1942 | 5 | 215,786 | 43,157 |
| 1943 | 5 | 240,166 | 48,033 |
| 1944 | 5 | 195,203 | 39,041 |
| 1945 | 5 | 236,279 | 47,256 |
| 1946 | 8 | 308,071 | 38,509 |
| 1947 | 10 | 304,316 | 30,432 |
| 1948 | 12 | 404,772 | 33,731 |
| 1949 | 13 | 442,531 | 34,041 |
| 1950 | 8 | 384,505 | 48,063 |
| 1951 | 8 | 392,548 | 49,069 |
| 1952 | 7 | 388,588 | 55,513 |
| 1953 | 6 | 366,299 | 61,050 |
| 1954 | 6 | 359,285 | 59,881 |
| 1955 | 6 | 357,871 | 59,645 |
| 1956 | 6 | 379,723 | 63,287 |
| 1957 | 6 | 369,162 | 61,527 |
| 1958 | 6 | 385,427 | 64,238 |
| 1959 | 7 | 392,394 | 56,056 |

| Year | No. Bowls | Total Attendance | Per/Game Average |
|------|-----------|------------------|------------------|
| 1960 | 8 | 481,814 | 60,227 |
| 1961 | 9 | 490,113 | 54,457 |
| 1962 | 11 | 509,654 | 46,332 |
| 1963 | 10 | 481,722 | 48,172 |
| 1964 | 8 | 460,720 | 57,590 |
| 1965 | 8 | 448,541 | 56,068 |
| 1966 | 8 | 482,106 | 60,263 |
| 1967 | 8 | 521,427 | **65,178 |
| 1968 | 9 | 532,113 | 59,124 |
| 1969 | 10 | 585,621 | 58,562 |
| 1970 | 11 | 649,915 | 59,083 |
| 1971 | 11 | 623,072 | 56,643 |
| 1972 | 12 | 668,031 | 55,669 |
| 1973 | 11 | 668,461 | 60,769 |
| 1974 | 11 | 631,229 | 57,384 |
| 1975 | 11 | 597,079 | 54,280 |
| 1976 | 11 | 650,881 | 59,171 |
| 1977 | 12 | 660,429 | 55,036 |
| 1978 | 13 | 730,078 | 56,160 |
| 1979 | 15 | 726,064 | 48,404 |
| 1980 | 15 | 865,236 | 57,682 |
| 1981 | 15 | 856,730 | 57,115 |
| 1982 | 16 | 871,594 | 54,475 |
| 1983 | 16 | 919,193 | 57,450 |
| 1984 | 16 | 867,319 | 54,207 |
| 1985 | 18 | 977,374 | 54,299 |
| 1986 | 18 | 975,756 | 54,209 |
| 1987 | 18 | 958,933 | 53,274 |
| 1988 | 18 | 995,830 | 55,324 |
| 1989 | 17 | 937,323 | 55,137 |
| 1990 | 18 | 1,047,772 | 58,210 |
| 1991 | 19 | 1,048,306 | 55,174 |
| 1992 | 18 | 1,049,694 | 58,316 |
| 1993 | 18 | 973,570 | 54,087 |
| 1994 | 19 | 1,036,950 | 54,576 |
| 1995 | 19 | 1,064,640 | 56,034 |
| 1996 | 18 | 1,021,466 | 56,748 |
| 1997 | 18 | 985,292 | 54,738 |
| 1998 | 20 | 1,083,244 | 54,162 |
| 1999 | 22 | 1,224,414 | 55,655 |
| 2000 | 23 | 1,241,109 | 53,961 |
| 2001 | 25 | 1,291,557 | 51,662 |
| 2002 | 25 | 1,334,808 | 53,392 |
| 2003 | 28 | 1,416,103 | 50,575 |
| 2004 | 28 | 1,458,757 | 52,098 |

| Year | No. Bowls | Total Attendance | Per/Game Average |
|------|-----------|------------------|------------------|
| 2005 | 28 | *1,492,001 | 53,286 |
| 2006 | 28 | 1,431,218 | 51,115 |

*Record. **Record for year with more than one game played.

Bowl-by-Bowl Attendance

(Current site and stadium capacity in parentheses. For participating teams and all name changes and playing sites, refer to pages 271-275.)

ROSE BOWL

(Rose Bowl, Pasadena, Calif.; Capacity: 91,887)

| Date | Attendance |
|---------|------------|
| 1-1-02 | 8,000 |
| 1-1-16 | 7,000 |
| 1-1-17 | 26,000 |
| 1-1-20 | 30,000 |
| 1-1-21 | 42,000 |
| 1-2-22 | 40,000 |
| 1-1-23 | 43,000 |
| 1-1-24 | 40,000 |
| 1-1-25 | 53,000 |
| 1-1-26 | 50,000 |
| 1-1-27 | 57,417 |
| 1-2-28 | 65,000 |
| 1-1-29 | 66,604 |
| 1-1-30 | 72,000 |
| 1-1-31 | 60,000 |
| 1-1-32 | 75,562 |
| 1-2-33 | 78,874 |
| 1-1-34 | 35,000 |
| 1-1-35 | 84,474 |
| 1-1-36 | 84,474 |
| 1-1-37 | 87,196 |
| 1-1-38 | 90,000 |
| 1-2-39 | 89,452 |
| 1-1-40 | 92,200 |
| 1-1-41 | 91,500 |
| 1-1-42# | 56,000 |
| 1-1-43 | 93,000 |
| 1-1-44 | 68,000 |
| 1-1-45 | 91,000 |
| 1-1-46 | 93,000 |

| Date | Attendance |
|--------|------------|
| 1-1-47 | 90,000 |
| 1-1-48 | 93,000 |
| 1-1-49 | 93,000 |
| 1-2-50 | 100,963 |
| 1-1-51 | 98,939 |
| 1-1-52 | 96,825 |
| 1-1-53 | 101,500 |
| 1-1-54 | 101,000 |
| 1-1-55 | 89,191 |
| 1-2-56 | 100,809 |
| 1-1-57 | 97,126 |
| 1-1-58 | 98,202 |
| 1-1-59 | 98,297 |
| 1-1-60 | 100,809 |
| 1-2-61 | 97,314 |
| 1-1-62 | 98,214 |
| 1-1-63 | 98,698 |
| 1-1-64 | 96,957 |
| 1-1-65 | 100,423 |
| 1-1-66 | 100,087 |
| 1-2-67 | 100,807 |
| 1-1-68 | 102,946 |
| 1-1-69 | 102,063 |
| 1-1-70 | 103,878 |
| 1-1-71 | 103,839 |
| 1-1-72 | 103,154 |
| 1-1-73 | *106,869 |
| 1-1-74 | 105,267 |
| 1-1-75 | 106,721 |
| 1-1-76 | 105,464 |
| 1-1-77 | 106,182 |
| 1-2-78 | 105,312 |
| 1-1-79 | 105,629 |
| 1-1-80 | 105,526 |
| 1-1-81 | 104,863 |
| 1-1-82 | 105,611 |
| 1-1-83 | 104,991 |
| 1-2-84 | 103,217 |
| 1-1-85 | 102,594 |
| 1-1-86 | 103,292 |
| 1-1-87 | 103,168 |
| 1-1-88 | 103,847 |
| 1-2-89 | 101,688 |
| 1-1-90 | 103,450 |
| 1-1-91 | 101,273 |
| 1-1-92 | 103,566 |
| 1-1-93 | 94,236 |
| 1-1-94 | 101,237 |
| 1-2-95 | 102,247 |
| 1-1-96 | 100,102 |
| 1-1-97 | 100,635 |
| 1-1-98 | 101,219 |
| 1-1-99 | 93,872 |
| 1-1-00 | 93,731 |
| 1-1-01 | 94,392 |
| 1-3-02 | 93,781 |
| 1-1-03 | 86,848 |
| 1-1-04 | 93,849 |
| 1-1-05 | 93,468 |
| 1-4-06 | 93,986 |

*Record attendance. #Game held at Duke, Durham, N.C., due to war-time West Coast restrictions.

FEDEX ORANGE BOWL

[Dolphins Stadium, Miami, Fla.; Capacity: 77,823]

| Date | Attendance |
|--------|------------|
| 1-1-35 | 5,134 |
| 1-1-36 | 6,568 |
| 1-1-37 | 9,210 |
| 1-1-38 | 18,972 |
| 1-2-39 | 32,191 |
| 1-1-40 | 29,278 |
| 1-1-41 | 29,554 |
| 1-1-42 | 35,786 |
| 1-1-43 | 25,166 |
| 1-1-44 | 25,203 |
| 1-1-45 | 23,279 |
| 1-1-46 | 35,709 |
| 1-1-47 | 36,152 |
| 1-1-48 | 59,578 |
| 1-1-49 | 60,523 |
| 1-2-50 | 64,816 |
| 1-1-51 | 65,181 |

| Date | Attendance |
|--------|------------|
| 1-1-52 | 65,839 |
| 1-1-53 | 66,280 |
| 1-1-54 | 68,640 |
| 1-1-55 | 68,750 |
| 1-2-56 | 76,561 |
| 1-1-57 | 73,280 |
| 1-1-58 | 76,561 |
| 1-1-59 | 75,281 |
| 1-1-60 | 72,186 |
| 1-2-61 | 72,212 |
| 1-1-62 | 68,150 |
| 1-1-63 | 72,880 |
| 1-1-64 | 72,647 |
| 1-1-65 | 72,647 |
| 1-1-66 | 72,214 |
| 1-2-67 | 72,426 |
| 1-1-68 | 77,993 |
| 1-1-69 | 77,719 |
| 1-1-70 | 77,282 |
| 1-1-71 | 80,699 |
| 1-1-72 | 78,151 |
| 1-1-73 | 80,010 |
| 1-1-74 | 60,477 |
| 1-1-75 | 71,801 |
| 1-1-76 | 76,799 |
| 1-1-77 | 65,537 |
| 1-2-78 | 60,987 |
| 1-1-79 | 66,365 |
| 1-1-80 | 66,714 |
| 1-1-81 | 71,043 |
| 1-1-82 | 72,748 |
| 1-1-83 | 68,713 |
| 1-2-84 | 72,549 |
| 1-1-85 | 56,294 |
| 1-1-86 | 74,178 |
| 1-1-87 | 52,717 |
| 1-1-88 | 74,760 |
| 1-2-89 | 79,480 |
| 1-1-90 | 81,190 |
| 1-1-91 | 77,062 |
| 1-1-92 | 77,747 |
| 1-1-93 | 57,324 |
| 1-1-94 | 81,536 |
| 1-1-95 | *81,753 |
| 1-1-96 | 72,198 |
| 1-2-96 | 63,297 |
| 1-2-98 | 74,002 |
| 1-2-99 | 67,919 |
| 1-1-00 | 70,461 |
| 1-3-01 | 76,835 |
| 1-2-02 | 73,640 |
| 1-2-03 | 75,971 |
| 1-1-04 | 76,739 |
| 1-4-05 | 77,912 |
| 1-3-06 | 77,773 |

*Record attendance.

ALLSTATE SUGAR BOWL

[Louisiana Superdome, New Orleans, La.; Capacity: 72,500]

| Date | Attendance |
|--------|------------|
| 1-1-35 | 22,026 |
| 1-1-36 | 35,000 |
| 1-1-37 | 41,000 |
| 1-1-38 | 45,000 |
| 1-2-39 | 50,000 |
| 1-1-40 | 73,000 |
| 1-1-41 | 73,181 |
| 1-1-42 | 72,000 |
| 1-1-43 | 70,000 |
| 1-1-44 | 69,000 |
| 1-1-45 | 72,000 |
| 1-1-46 | 75,000 |
| 1-1-47 | 73,300 |
| 1-1-48 | 72,000 |
| 1-1-49 | 82,000 |
| 1-2-50 | 82,470 |
| 1-1-51 | 82,000 |
| 1-1-52 | 82,000 |
| 1-1-53 | 82,000 |
| 1-1-54 | 76,000 |
| 1-1-55 | 82,000 |
| 1-2-56 | 80,175 |

| Date | Attendance |
|----------|------------|
| 1-1-57 | 81,000 |
| 1-1-58 | 82,000 |
| 1-1-59 | 82,000 |
| 1-1-60 | 83,000 |
| 1-2-61 | 82,851 |
| 1-1-62 | 82,910 |
| 1-1-63 | 82,900 |
| 1-1-64 | 80,785 |
| 1-1-65 | 65,000 |
| 1-1-66 | 67,421 |
| 1-2-67 | 82,000 |
| 1-1-68 | 78,963 |
| 1-1-69 | 82,113 |
| 1-1-70 | 82,500 |
| 1-1-71 | 78,655 |
| 1-1-72 | 84,031 |
| 12-31-72 | 80,123 |
| 12-31-73 | *85,161 |
| 12-31-74 | 67,890 |
| 12-31-75 | 75,212 |
| 1-1-77 | 76,117 |
| 1-2-78 | 76,811 |
| 1-1-79 | 76,824 |
| 1-1-80 | 77,486 |
| 1-1-81 | 77,895 |
| 1-1-82 | 77,224 |
| 1-1-83 | 78,124 |
| 1-2-84 | 77,893 |
| 1-1-85 | 75,608 |
| 1-1-86 | 77,432 |
| 1-1-87 | 76,234 |
| 1-1-88 | 75,495 |
| 1-2-89 | 61,934 |
| 1-1-90 | 77,452 |
| 1-1-91 | 75,132 |
| 1-1-92 | 76,447 |
| 1-1-93 | 76,789 |
| 1-1-94 | 75,437 |
| 1-2-95 | 76,224 |
| 12-31-95 | 70,283 |
| 1-2-97 | 78,344 |
| 1-1-98 | 67,289 |
| 1-1-99 | 76,503 |
| 1-4-00 | 79,280 |
| 1-2-01 | 64,407 |
| 1-1-02 | 77,688 |
| 1-1-03 | 74,269 |
| 1-4-04 | 79,342 |
| 1-3-05 | 77,349 |
| 1-2-06^ | 74,458 |

*Record attendance. ^Game played at the Georgia Dome in Atlanta because of damage sustained to the Louisiana Superdome as a result of Hurricane Katrina.

AT&T COTTON BOWL CLASSIC

[Cotton Bowl, Dallas, Texas; Capacity: 71,252]

| Date | Attendance |
|--------|------------|
| 1-1-37 | 17,000 |
| 1-1-38 | 37,000 |
| 1-2-39 | 40,000 |
| 1-1-40 | 20,000 |
| 1-1-41 | 45,500 |
| 1-1-42 | 38,000 |
| 1-1-43 | 36,000 |
| 1-1-44 | 15,000 |
| 1-1-45 | 37,000 |
| 1-1-46 | 45,000 |
| 1-1-47 | 38,000 |
| 1-1-48 | 43,000 |
| 1-1-49 | 69,000 |
| 1-2-50 | 75,347 |
| 1-1-51 | 75,349 |
| 1-1-52 | 75,347 |
| 1-1-53 | 75,504 |
| 1-1-54 | 75,504 |
| 1-1-55 | 75,504 |
| 1-2-56 | 75,504 |
| 1-1-57 | 68,000 |
| 1-1-58 | 75,504 |
| 1-1-59 | 75,504 |
| 1-1-60 | 75,504 |
| 1-2-61 | 74,000 |

| Date | Attendance |
|----------|------------|
| 1-1-62 | 75,504 |
| 1-1-63 | 75,504 |
| 1-1-64 | 75,504 |
| 1-1-65 | 75,504 |
| 1-1-66 | 76,200 |
| 12-31-66 | 75,400 |
| 1-1-68 | 75,504 |
| 1-1-69 | 72,000 |
| 1-1-70 | 73,000 |
| 1-1-71 | 72,000 |
| 1-1-72 | 72,000 |
| 1-1-73 | 72,000 |
| 1-1-74 | 67,500 |
| 1-1-75 | 67,500 |
| 1-1-76 | 74,500 |
| 1-1-77 | 54,500 |
| 1-2-78 | *76,601 |
| 1-1-79 | 32,500 |
| 1-1-80 | 72,032 |
| 1-1-81 | 74,281 |
| 1-1-82 | 73,243 |
| 1-1-83 | 60,359 |
| 1-2-84 | 67,891 |
| 1-1-85 | 56,522 |
| 1-1-86 | 73,137 |
| 1-1-87 | 74,188 |
| 1-1-88 | 73,006 |
| 1-2-89 | 74,304 |
| 1-1-90 | 74,358 |
| 1-1-91 | 73,521 |
| 1-1-92 | 73,728 |
| 1-1-93 | 71,615 |
| 1-1-94 | 69,855 |
| 1-2-95 | 70,218 |
| 1-1-96 | 58,214 |
| 1-1-97 | 71,928 |
| 1-1-98 | 59,215 |
| 1-1-99 | 72,611 |
| 1-1-00 | 72,723 |
| 1-1-01 | 63,465 |
| 1-1-02 | 72,955 |
| 1-1-03 | 70,817 |
| 1-2-04 | 73,928 |
| 1-1-05 | 75,704 |
| 1-2-06 | 74,222 |

*Record attendance.

VITALIS SUN BOWL

(Sun Bowl Stadium, El Paso, Texas; Capacity: 50,429)

| Date | Attendance |
|----------|------------|
| 1-1-36 | 11,000 |
| 1-1-37 | 10,000 |
| 1-1-38 | 12,000 |
| 1-2-39 | 13,000 |
| 1-1-40 | 12,000 |
| 1-1-41 | 14,000 |
| 1-1-42 | 14,000 |
| 1-1-43 | 16,000 |
| 1-1-44 | 18,000 |
| 1-1-45 | 13,000 |
| 1-1-46 | 15,000 |
| 1-1-47 | 10,000 |
| 1-1-48 | 18,000 |
| 1-1-49 | 13,000 |
| 1-2-50 | 15,000 |
| 1-1-51 | 16,000 |
| 1-1-52 | 17,000 |
| 1-1-53 | 11,000 |
| 1-1-54 | 9,500 |
| 1-1-55 | 14,000 |
| 1-2-56 | 14,500 |
| 1-1-57 | 13,500 |
| 1-1-58 | 12,000 |
| 12-31-58 | 13,000 |
| 12-31-59 | 14,000 |
| 12-31-60 | 16,000 |
| 12-30-61 | 15,000 |
| 12-31-62 | 16,000 |
| 12-31-63 | 26,500 |
| 12-26-64 | 28,500 |
| 12-31-65 | 27,450 |
| 12-24-66 | 24,381 |
| 12-30-67 | 34,685 |

| Date | Attendance |
|----------|------------|
| 12-28-68 | 32,307 |
| 12-20-69 | 29,723 |
| 12-19-70 | 30,512 |
| 12-18-71 | 33,503 |
| 12-30-72 | 31,312 |
| 12-29-73 | 30,127 |
| 12-28-74 | 30,131 |
| 12-26-75 | 33,240 |
| 1-2-77 | 33,252 |
| 12-31-77 | 31,318 |
| 12-23-78 | 33,122 |
| 12-22-79 | 33,412 |
| 12-27-80 | 34,723 |
| 12-26-81 | 33,816 |
| 12-25-82 | 31,359 |
| 12-24-83 | 41,412 |
| 12-22-84 | 50,126 |
| 12-28-85 | *52,203 |
| 12-25-86 | 48,722 |
| 12-25-87 | 43,240 |
| 12-24-88 | 48,719 |
| 12-30-89 | 44,887 |
| 12-31-90 | 50,562 |
| 12-31-91 | 42,821 |
| 12-31-92 | 41,622 |
| 12-24-93 | 43,848 |
| 12-30-94 | 50,612 |
| 12-29-95 | 49,116 |
| 12-31-96 | 42,721 |
| 12-31-97 | 49,104 |
| 12-31-98 | 46,612 |
| 12-31-99 | 48,757 |
| 12-29-00 | 49,093 |
| 12-31-01 | 47,812 |
| 12-31-02 | 48,917 |
| 12-31-03 | 49,894 |
| 12-31-04 | 51,288 |
| 12-30-05 | 50,426 |

*Record attendance.

TOYOTA GATOR BOWL

(Alltel Stadium, Jacksonville, Fla.; Capacity: 77,497)

| Date | Attendance |
|----------|------------|
| 1-2-46 | 7,362 |
| 1-1-47 | 10,134 |
| 1-1-48 | 16,666 |
| 1-1-49 | 32,939 |
| 1-2-50 | 18,409 |
| 1-1-51 | 19,834 |
| 1-1-52 | 34,577 |
| 1-1-53 | 30,015 |
| 1-1-54 | 28,641 |
| 12-31-54 | 28,426 |
| 12-31-55 | 32,174 |
| 12-29-56 | 36,256 |
| 12-28-57 | 41,160 |
| 12-27-58 | 41,312 |
| 1-2-60 | 45,104 |
| 12-31-60 | 50,112 |
| 12-30-61 | 50,202 |
| 12-29-62 | 50,026 |
| 12-28-63 | 50,018 |
| 1-2-65 | 50,408 |
| 12-31-65 | 60,127 |
| 12-31-66 | 60,312 |
| 12-30-67 | 68,019 |
| 12-28-68 | 68,011 |
| 12-27-69 | 72,248 |
| 1-2-71 | 71,136 |
| 12-31-71 | 71,208 |
| 12-30-72 | 71,114 |
| 12-29-73 | 62,109 |
| 12-30-74 | 63,811 |
| 12-29-75 | 64,012 |
| 12-27-76 | 67,827 |
| 12-30-77 | 72,289 |
| 12-29-78 | 72,011 |
| 12-28-79 | 70,407 |
| 12-29-80 | 72,297 |
| 12-28-81 | 71,009 |
| 12-30-82 | 80,913 |
| 12-30-83 | 81,293 |
| 12-28-84 | 82,138 |

| Date | Attendance |
|-----------|------------|
| 12-30-85 | 79,417 |
| 12-27-86 | 80,104 |
| 12-31-87 | 82,119 |
| 1-1-89 | 76,236 |
| 12-30-89 | *82,911 |
| 1-1-91 | 68,927 |
| 12-29-91 | 62,003 |
| 12-31-92 | 71,233 |
| 12-31-93 | 67,205 |
| 12-30-94† | 62,200 |
| 1-1-96 | 45,202 |
| 1-1-97 | 52,103 |
| 1-1-98 | 54,116 |
| 1-1-99 | 70,791 |
| 1-1-00 | 43,416 |
| 1-1-01 | 68,741 |
| 1-1-02 | 72,202 |
| 1-1-03 | 73,491 |
| 1-1-04 | 78,892 |
| 1-1-05 | 70,112 |
| 1-2-06 | 63,780 |

*Record attendance. †Played at Gainesville, Fla.

AUTOZONE LIBERTY BOWL†

(Liberty Bowl Memorial Stadium, Memphis, Tenn.; Capacity: 62,598)

| Date | Attendance |
|----------|------------|
| 12-19-59 | 36,211 |
| 12-17-60 | 16,624 |
| 12-16-61 | 15,712 |
| 12-15-62 | 17,048 |
| 12-31-63 | 8,309 |
| 12-19-64 | 6,059 |
| 12-18-65 | 38,607 |
| 12-10-66 | 39,101 |
| 12-16-67 | 35,045 |
| 12-14-68 | 46,206 |
| 12-13-69 | 50,042 |
| 12-12-70 | 44,640 |
| 12-20-71 | 51,410 |
| 12-18-72 | 50,021 |
| 12-17-73 | 50,011 |
| 12-16-74 | 51,284 |
| 12-22-75 | 52,129 |
| 12-20-76 | 52,736 |
| 12-19-77 | 49,456 |
| 12-23-78 | 53,064 |
| 12-22-79 | 50,021 |
| 12-27-80 | 53,667 |
| 12-30-81 | 43,216 |
| 12-29-82 | 54,123 |
| 12-29-83 | 38,229 |
| 12-27-84 | 50,108 |
| 12-27-85 | 40,186 |
| 12-29-86 | 51,327 |
| 12-29-87 | 53,249 |
| 12-28-88 | 39,210 |
| 12-28-89 | 60,128 |
| 12-27-90 | 13,144 |
| 12-29-91 | *61,497 |
| 12-31-92 | 32,107 |
| 12-28-93 | 21,097 |
| 12-31-94 | 33,280 |
| 12-30-95 | 47,398 |
| 12-27-96 | 49,163 |
| 12-31-97 | 50,209 |
| 12-31-98 | 52,192 |
| 12-31-99 | 54,866 |
| 12-29-00 | 58,302 |
| 12-31-01 | 58,968 |
| 12-31-02 | 55,207 |
| 12-31-03 | 55,989 |
| 12-31-04 | 58,355 |
| 12-31-05 | 54,894 |

*Record attendance. †Played at Philadelphia, 1959-63; Atlantic City, 1964; Memphis, from 1965.

CAPITAL ONE BOWL#

(Florida Citrus Bowl, Orlando, Fla.; Capacity: 65,438)

| Date | Attendance |
|----------|------------|
| 12-30-60 | 13,000 |
| 12-22-62 | 7,500 |
| 12-27-68 | 16,114 |

| Date | Attendance |
|-----------|------------|
| 12-26-69 | 16,311 |
| 12-28-70 | 15,164 |
| 12-28-71 | 16,750 |
| 12-29-72 | 20,062 |
| 12-22-73@ | 37,234 |
| 12-21-74 | 20,246 |
| 12-20-75 | 20,247 |
| 12-18-76 | 37,812 |
| 12-23-77 | 44,502 |
| 12-23-78 | 31,356 |
| 12-22-79 | 38,666 |
| 12-20-80 | 52,541 |
| 12-19-81 | 50,045 |
| 12-18-82 | 51,296 |
| 12-17-83 | 50,183 |
| 12-22-84 | 51,821 |
| 12-28-85 | 50,920 |
| 1-1-87 | 51,113 |
| 1-1-88 | 53,152 |
| 1-2-89 | 53,571 |
| 1-1-90 | 60,016 |
| 1-1-91 | 72,328 |
| 1-1-92 | 64,192 |
| 1-1-93 | 65,861 |
| 1-1-94 | 72,456 |
| 1-2-95 | 71,195 |
| 1-1-96 | 70,797 |
| 1-1-97 | 63,467 |
| 1-1-98 | *72,940 |
| 1-1-99 | 63,584 |
| 1-1-00 | 62,011 |
| 1-1-01 | 66,928 |
| 1-1-02 | 59,693 |
| 1-1-03 | 66,334 |
| 1-1-04 | 64,565 |
| 1-1-05 | 70,229 |
| 1-2-06 | 57,221 |

*Record attendance. #The first 14 games in the Tangerine Bowl, through 1-1-60, are not listed because no major teams were involved. The same is true for those games played in December 1961, 1963, 1964, 1965, 1966 and 1967. @ Played at Gainesville, Fla.

CHICK-FIL-A BOWL

(Georgia Dome, Atlanta, Ga.; Capacity: 71,900)

| Date | Attendance |
|----------|------------|
| 12-30-68 | 35,545 |
| 12-30-69 | 48,452 |
| 12-30-70 | 52,126 |
| 12-30-71 | 36,771 |
| 12-29-72 | 52,671 |
| 12-28-73 | 38,107 |
| 12-28-74 | 31,695 |
| 12-31-75 | 45,134 |
| 12-31-76 | 54,132 |
| 12-31-77 | 36,733 |
| 12-25-78 | 20,277 |
| 12-31-79 | 57,371 |
| 1-2-81 | 45,384 |
| 12-31-81 | 37,582 |
| 12-31-82 | 50,134 |
| 12-30-83 | 25,648 |
| 12-31-84 | 41,107 |
| 12-31-85 | 29,857 |
| 12-31-86 | 53,668 |
| 1-2-88 | 58,737 |
| 12-31-88 | 44,635 |
| 12-30-89 | 44,991 |
| 12-29-90 | 38,912 |
| 1-1-92 | 59,322 |
| 1-2-93 | 69,125 |
| 12-31-93 | 63,416 |
| 1-1-95 | 64,902 |
| 12-30-95 | 70,825 |
| 12-28-96 | 63,622 |
| 1-2-98 | 71,212 |
| 12-31-98 | 72,876 |
| 12-30-99 | 73,315 |
| 12-29-00 | 73,614 |
| 12-31-01 | 71,827 |
| 12-31-02 | 68,330 |

| Date | Attendance |
|----------|------------|
| 1-2-04 | *75,125 |
| 12-31-04 | 69,322 |
| 12-30-05 | 65,620 |

*Record attendance.

TOSTITOS FIESTA BOWL†

(Cardinals Stadium, Glendale, Ariz.; Capacity: 73,000)

| Date | Attendance |
|----------|------------|
| 12-27-71 | 51,089 |
| 12-23-72 | 51,318 |
| 12-21-73 | 50,878 |
| 12-28-74 | 50,878 |
| 12-26-75 | 51,396 |
| 12-25-76 | 48,174 |
| 12-25-77 | 57,727 |
| 12-25-78 | 55,227 |
| 12-25-79 | 55,347 |
| 12-26-80 | 66,738 |
| 1-1-82 | 71,053 |
| 1-1-83 | 70,533 |
| 1-2-84 | 66,484 |
| 1-1-85 | 60,310 |
| 1-1-86 | 72,454 |
| 1-2-87 | 73,098 |
| 1-1-88 | 72,112 |
| 1-2-89 | 74,911 |
| 1-1-90 | 73,953 |
| 1-1-91 | 69,098 |
| 1-1-92 | 71,133 |
| 1-1-93 | 70,224 |
| 1-1-94 | 72,260 |
| 1-2-95 | 73,968 |
| 1-2-96 | 79,864 |
| 1-1-97 | 65,106 |
| 12-31-97 | 69,367 |
| 1-4-99 | *80,470 |
| 1-2-00 | 71,526 |
| 1-1-01 | 75,428 |
| 1-1-02 | 74,118 |
| 1-3-03 | 77,502 |
| 1-2-04 | 73,425 |
| 1-1-05 | 73,519 |
| 1-2-06 | 76,196 |

*Record attendance. †Played at Tempe, Ariz., from 1971-06.

INDEPENDENCE BOWL

(Independence Stadium, Shreveport, La.; Capacity: 48,947)

| Date | Attendance |
|----------|------------|
| 12-13-76 | 15,542 |
| 12-17-77 | 18,500 |
| 12-16-78 | 18,200 |
| 12-15-79 | 27,234 |
| 12-13-80 | 45,000 |
| 12-12-81 | 47,300 |
| 12-11-82 | 49,503 |
| 12-10-83 | 41,274 |
| 12-15-84 | 41,000 |
| 12-21-85 | 42,800 |
| 12-20-86 | 46,369 |
| 12-19-87 | 41,683 |
| 12-23-88 | 20,242 |
| 12-16-89 | 30,333 |
| 12-15-90 | 48,325 |
| 12-29-91 | 46,932 |
| 12-31-92 | 31,337 |
| 12-31-93 | 33,819 |
| 12-28-94 | 27,242 |
| 12-29-95 | 48,835 |
| 12-31-96 | 41,366 |
| 12-28-97 | *50,459 |
| 12-31-98 | 46,862 |
| 12-31-99 | 49,873 |
| 12-31-00 | 36,974 |
| 12-27-01 | 45,627 |
| 12-27-02 | 46,096 |
| 12-31-03 | 49,625 |
| 12-28-04 | 43,000 |
| 12-30-05 | 41,332 |

*Record attendance.

PACIFIC LIFE HOLIDAY BOWL

(Qualcomm Stadium, San Diego, Calif.; Capacity: 66,000)

| Date | Attendance |
|----------|------------|
| 12-28-78 | 52,500 |
| 12-21-79 | 52,200 |
| 12-19-80 | 50,214 |
| 12-18-81 | 52,419 |
| 12-17-82 | 52,533 |
| 12-23-83 | 51,480 |
| 12-21-84 | 61,243 |
| 12-22-85 | 42,324 |
| 12-30-86 | 59,473 |
| 12-30-87 | 61,892 |
| 12-30-88 | 60,718 |
| 12-29-89 | 61,113 |
| 12-29-90 | 61,441 |
| 12-30-91 | 60,646 |
| 12-30-92 | 44,457 |
| 12-30-93 | 52,108 |
| 12-30-94 | 59,453 |
| 12-29-95 | 51,051 |
| 12-30-96 | 54,749 |
| 12-29-97 | 50,761 |
| 12-30-98 | 65,354 |
| 12-29-99 | 57,118 |
| 12-29-00 | 63,278 |
| 12-28-01 | 60,548 |
| 12-27-02 | 58,717 |
| 12-30-03 | 61,102 |
| 12-30-04 | *66,222 |
| 12-29-05 | 65,416 |

*Record attendance.

OUTBACK BOWL

(Raymond James Stadium, Tampa, Fla.; Capacity: 65,500)

| Date | Attendance |
|----------|------------|
| 12-23-86 | 25,368 |
| 1-2-88 | 60,156 |
| 1-2-89 | 51,112 |
| 1-1-90 | 52,535 |
| 1-1-91 | 63,154 |
| 1-1-92 | 57,789 |
| 1-1-93 | 52,056 |
| 1-1-94 | 52,649 |
| 1-2-95 | 61,384 |
| 1-1-96 | 65,313 |
| 1-1-97 | 53,161 |
| 1-1-98 | 56,186 |
| 1-1-99 | 66,005 |
| 1-1-00 | 54,059 |
| 1-1-01 | 65,229 |
| 1-1-02 | *66,249 |
| 1-1-03 | 65,101 |
| 1-1-04 | 65,372 |
| 1-1-05 | 62,414 |
| 1-2-06 | 65,881 |

*Record attendance.

INSIGHT BOWL†

(Sun Devil Stadium, Tempe, Ariz.; Capacity: 73,000)

| Date | Attendance |
|----------|------------|
| 12-31-89 | 37,237 |
| 12-31-90 | 36,340 |
| 12-31-91 | 35,752 |
| 12-29-92 | 40,876 |
| 12-29-93 | 49,075 |
| 12-29-94 | 45,122 |
| 12-27-95 | 41,004 |
| 12-27-96 | 42,122 |
| 12-27-97 | *49,385 |
| 12-26-98 | 36,147 |
| 12-31-99 | 35,762 |
| 12-28-00 | 41,813 |
| 12-29-01 | 40,028 |
| 12-26-02 | 40,533 |
| 12-26-03 | 42,364 |
| 12-28-04 | 45,917 |
| 12-27-05 | 43,536 |

*Record attendance. †Played at Tucson, Ariz., from 1989-99; and Phoenix from 2000-05.

CHAMPS SPORTS BOWL

(Florida Citrus Bowl, Orlando, Fla.; Capacity: 65,438)

| Date | Attendance |
|----------|------------|
| 12-28-90 | *74,021 |
| 12-28-91 | 52,644 |
| 1-1-93 | 45,554 |
| 1-1-94 | 38,516 |
| 1-2-95 | 50,833 |
| 12-30-95 | 34,428 |
| 12-27-96 | 46,418 |
| 12-29-97 | 28,262 |
| 12-29-98 | 44,387 |
| 12-20-99 | 31,089 |
| 12-28-00 | 28,359 |
| 12-20-01 | 28,562 |
| 12-23-02 | 21,689 |
| 12-22-03 | 26,482 |
| 12-21-04 | 28,237 |
| 12-27-05 | 31,470 |

*Record attendance.

PIONEER PUREVISON LAS VEGAS BOWL

(Sam Boyd Stadium, Las Vegas, Nev.; Capacity: 40,000)

| Date | Attendance |
|----------|------------|
| 12-18-92 | 15,476 |
| 12-17-93 | 15,508 |
| 12-15-94 | 17,562 |
| 12-14-95 | 11,127 |
| 12-19-96 | 10,118 |
| 12-20-97 | 21,514 |
| 12-19-98 | 21,429 |
| 12-18-99 | 28,227 |
| 12-21-00 | 29,113 |
| 12-25-01 | 30,894 |
| 12-25-02 | 30,324 |
| 12-24-03 | 25,437 |
| 12-23-04 | 29,062 |
| 12-22-05 | *40,053 |

*Record attendance.

MASTERCARD ALAMO BOWL

(Alamodome, San Antonio, Texas; Capacity: 65,000)

| Date | Attendance |
|----------|------------|
| 12-31-93 | 45,716 |
| 12-31-94 | 44,106 |
| 12-28-95 | 64,597 |
| 12-29-96 | 55,677 |
| 12-30-97 | 55,552 |
| 12-29-98 | 60,780 |
| 12-28-99 | *65,380 |
| 12-30-00 | 60,028 |
| 12-29-01 | 65,232 |
| 12-28-02 | 50,690 |
| 12-29-03 | 56,226 |
| 12-29-04 | 65,265 |
| 12-28-05 | 62,000 |

*Record attendance.

MPC COMPUTERS BOWL

(Bronco Stadium, Boise, Idaho; Capacity: 30,000)

| Date | Attendance |
|----------|------------|
| 12-29-97 | 16,131 |
| 12-30-98 | 19,664 |
| 12-30-99 | 29,283 |
| 12-28-00 | 26,203 |
| 12-31-01 | 23,472 |
| 12-31-02 | 30,446 |
| 1-3-04 | 23,118 |
| 12-27-04 | 28,516 |
| 12-28-05 | *30,493 |

*Record attendance.

MOTOR CITY BOWL†

(Ford Field, Detroit, Mich.; Capacity: 65,000)

| Date | Attendance |
|----------|------------|
| 12-26-97 | 43,340 |
| 12-23-98 | 32,206 |
| 12-27-99 | 44,863 |
| 12-27-00 | *52,911 |
| 12-29-01 | 44,164 |

| Date | Attendance |
|----------|------------|
| 12-26-02 | 51,872 |
| 12-26-03 | 51,286 |
| 12-27-04 | 52,552 |
| 12-26-05 | 50,616 |

*Record attendance. †Played at Pontiac, Mich., from 1997-01.

GAYLORD HOTELS MUSIC CITY BOWL

(The Coliseum, Nashville, Tenn.; Capacity: 68,798)

| Date | Attendance |
|----------|------------|
| 12-29-98 | 41,248 |
| 12-29-99 | 59,221 |
| 12-28-00 | 47,119 |
| 12-28-01 | 46,125 |
| 12-30-02 | 39,183 |
| 12-31-03 | 55,109 |
| 12-31-04 | *66,089 |
| 12-30-05 | 40,519 |

*Record attendance.

GMAC BOWL

(Ladd-Peebles Stadium, Mobile, Ala.; Capacity: 40,048)

| Date | Attendance |
|----------|------------|
| 12-22-99 | 34,200 |
| 12-20-00 | 40,300 |
| 12-19-01 | 40,139 |
| 12-18-02 | *40,646 |
| 12-18-03 | 40,620 |
| 12-22-04 | 40,160 |
| 12-21-05 | 35,422 |

*Record attendance.

HOUSTON BOWL

(Reliant Stadium, Houston, Texas; Capacity: 69,500)

| Date | Attendance |
|----------|------------|
| 12-27-00 | 33,899 |
| 12-28-01 | *53,480 |
| 12-27-02 | 44,687 |
| 12-30-03 | 51,068 |
| 12-29-04 | 27,235 |
| 12-31-05 | 37,286 |

*Record attendance.

NEW ORLEANS BOWL

(Louisiana Superdome, New Orleans, La.; Capacity: 72,500)

| Date | Attendance |
|-----------|------------|
| 12-18-01 | 27,004 |
| 12-17-02 | 19,024 |
| 12-16-03 | 25,184 |
| 12-14-04 | *27,253 |
| 12-20-05^ | 18,338 |

*Record attendance. ^Game played at Cajun Field in Lafayette, La., because of damage sustained to the Louisiana Superdome as a result of Hurricane Katrina.

SHERATON HAWAII BOWL

(Aloha Stadium, Honolulu, Hawaii; Capacity: 50,000)

| Date | Attendance |
|----------|------------|
| 12-25-02 | 31,535 |
| 12-25-03 | 29,005 |
| 12-24-04 | *39,662 |
| 12-24-05 | 26,254 |

*Record attendance.

MEINEKE CAR CARE BOWL

(Bank of America Stadium, Charlotte, North Carolina; Capacity: 73,298)

| Date | Attendance |
|----------|------------|
| 12-28-02 | *73,535 |
| 12-27-03 | 51,236 |
| 12-30-04 | 73,238 |
| 12-31-05 | 57,937 |

*Record attendance.

EMERALD BOWL

(AT&T Park, San Francisco, California; Capacity: 38,437)

| Date | Attendance |
|----------|------------|
| 12-31-02 | 25,966 |
| 12-31-03 | 25,621 |

| Date | Attendance |
|----------|------------|
| 12-30-04 | *30,563 |
| 12-29-05 | 25,742 |

*Record attendance.

FORT WORTH BOWL

(Amon G. Carter Stadium, Fort Worth, Texas; Capacity: 43,000)

| Date | Attendance |
|----------|------------|
| 12-23-03 | *38,028 |
| 12-23-04 | 27,902 |
| 12-23-05 | 33,505 |

*Record attendance.

SAN DIEGO COUNTY CREDIT UNION POINSETTIA BOWL

(Qualcomm Stadium, San Diego, California; Capacity: 66,000)

| Date | Attendance |
|----------|------------|
| 12-22-05 | 36,842 |

Former Major Bowl Games

(For participating teams, refer to page 277.)

ALAMO

(San Antonio, Texas)

| Date | Attendance |
|--------|------------|
| 1-4-47 | 3,730 |

ALL-AMERICAN

(Birmingham, Ala.)

| Date | Attendance |
|----------|------------|
| 12-22-77 | 47,000 |
| 12-20-78 | 41,500 |
| 12-29-79 | 62,785 |
| 12-27-80 | 30,000 |
| 12-31-81 | 41,672 |
| 12-31-82 | 75,000 |
| 12-22-83 | 42,000 |
| 12-29-84 | 47,300 |
| 12-31-85 | 45,000 |
| 12-31-86 | 30,000 |
| 12-22-87 | 37,000 |
| 12-29-88 | 48,218 |
| 12-28-89 | 47,750 |
| 12-28-90 | 44,000 |

(Named Hall of Fame Classic until 1986 and then discontinued after 1990 game; played at Legion Field, capacity 75,952)

ALOHA CLASSIC#

(Honolulu, Hawaii)

| Date | Attendance |
|----------|------------|
| 12-25-82 | 30,055 |
| 12-26-83 | 37,212 |
| 12-29-84 | 41,777 |
| 12-28-85 | 35,183 |
| 12-27-86 | 26,743 |
| 12-25-87 | 24,839 |
| 12-25-88 | 35,132 |
| 12-25-89 | *50,000 |
| 12-25-90 | 14,185 |
| 12-25-91 | 34,433 |
| 12-25-92 | 42,933 |
| 12-25-93 | 44,009 |
| 12-25-94 | 44,862 |
| 12-25-95 | 41,111 |
| 12-25-96 | 43,380 |
| 12-25-97 | 44,598 |
| 12-25-98 | 46,451 |
| 12-25-99 | 40,974 |
| 12-25-00 | 24,397 |

*Record attendance. #Named Aloha Bowl before 1998.

AVIATION

(Dayton, Ohio)

| Date | Attendance |
|---------|------------|
| 12-9-61 | 3,694 |

BACARDI

(Havana, Cuba)

| Date | Attendance |
|--------------|------------|
| 1-1-37 | 12,000 |

BLUEBONNET

(Houston, Texas)

| Date | Attendance |
|----------------|------------|
| 12-19-59 | 55,000 |
| 12-17-60 | 68,000 |
| 12-16-61 | 52,000 |
| 12-22-62 | 55,000 |
| 12-21-63 | 50,000 |
| 12-19-64 | 50,000 |
| 12-18-65 | 40,000 |
| 12-17-66 | 67,000 |
| 12-23-67 | 30,156 |
| 12-31-68 | 53,543 |
| 12-31-69 | 55,203 |
| 12-31-70 | 53,829 |
| 12-31-71 | 54,720 |
| 12-30-72 | 52,961 |
| 12-29-73 | 44,358 |
| 12-23-74 | 35,122 |
| 12-27-75 | 52,748 |
| 12-31-76 | 48,618 |
| 12-31-77 | 52,842 |
| 12-31-78 | 34,084 |
| 12-31-79 | 40,542 |
| 12-31-80 | 36,667 |
| 12-31-81 | 40,309 |
| 12-31-82 | 31,557 |
| 12-31-83 | 50,090 |
| 12-31-84 | 43,260 |
| 12-31-85 | 42,000 |
| 12-31-86 | 40,476 |
| 12-31-87 | 23,282 |

(Played at Rice Stadium 1959-67 and 1985, Astrodome 1968-84 and from 1986; Astrodome capacity 60,000)

BLUEGRASS

(Louisville, Ky.)

| Date | Attendance |
|----------------|------------|
| 12-13-58 | 7,000 |

CALIFORNIA

(Fresno, Calif.)

| Date | Attendance |
|----------------|------------|
| 12-19-81 | 15,565 |
| 12-18-82 | 30,000 |
| 12-17-83 | 20,464 |
| 12-15-84 | 21,741 |
| 12-14-85 | 32,554 |
| 12-13-86 | 10,743 |
| 12-12-87 | 24,000 |
| 12-10-88 | 31,272 |
| 12-9-89 | 31,610 |
| 12-8-90 | 25,431 |
| 12-14-91 | 34,825 |

CAMELLIA

(Lafayette, La.)

| Date | Attendance |
|----------------|------------|
| 12-30-48 | 4,500 |

CHERRY

(Pontiac, Mich.)

| Date | Attendance |
|----------------|------------|
| 12-22-84 | 70,332 |
| 12-21-85 | 51,858 |

DELTA

(Memphis, Tenn.)

| Date | Attendance |
|--------------|------------|
| 1-1-48 | 28,120 |
| 1-1-49 | 15,069 |

DIXIE BOWL

(Birmingham, Ala.)

| Date | Attendance |
|--------------|------------|
| 1-1-48 | 22,000 |
| 1-1-49 | 20,000 |

DIXIE CLASSIC

(Dallas, Texas)

| Date | Attendance |
|--------------|------------|
| 1-2-22 | 12,000 |
| 1-1-25 | 7,000 |
| 1-1-34 | 12,000 |

FORT WORTH CLASSIC

(Fort Worth, Texas)

| Date | Attendance |
|--------------|------------|
| 1-1-21 | 9,000 |

FREEDOM

(Anaheim, Calif.)

| Date | Attendance |
|----------------|------------|
| 12-26-84 | 24,093 |
| 12-30-85 | 30,961 |
| 12-30-86 | 55,422 |
| 12-30-87 | 33,261 |
| 12-29-88 | 35,941 |
| 12-30-89 | 33,858 |
| 12-29-90 | 41,450 |
| 12-30-91 | 34,217 |
| 12-29-92 | 50,745 |
| 12-30-93 | 37,203 |
| 12-27-94 | 27,477 |

GARDEN STATE

(East Rutherford, N.J.)

| Date | Attendance |
|----------------|------------|
| 12-16-78 | 33,402 |
| 12-15-79 | 55,493 |
| 12-14-80 | 41,417 |
| 12-13-81 | 38,782 |

GOTHAM

(New York, N.Y.)

| Date | Attendance |
|----------------|------------|
| 12-9-61 | 15,123 |
| 12-15-62 | 6,166 |

GREAT LAKES

(Cleveland, Ohio)

| Date | Attendance |
|---------------|------------|
| 12-6-47 | 14,908 |

HARBOR

(San Diego, Calif.)

| Date | Attendance |
|--------------|------------|
| 1-1-47 | 7,000 |
| 1-1-48 | 12,000 |
| 1-1-49 | 20,000 |

LOS ANGELES CHRISTMAS FESTIVAL

(Los Angeles, Calif.)

| Date | Attendance |
|----------------|------------|
| 12-25-24 | 47,000 |

MERCY

(Los Angeles, Calif.)

| Date | Attendance |
|----------------|------------|
| 11-23-61 | 33,145 |

OIL

(Houston, Texas)

| Date | Attendance |
|--------------|------------|
| 1-1-46 | 27,000 |
| 1-1-47 | 23,000 |

PASADENA

(Pasadena, Calif.)

| Date | Attendance |
|----------------|------------|
| 12-2-67 | 28,802 |
| 12-6-69 | 41,276 |
| 12-19-70 | 20,472 |
| 12-18-71 | 15,244 |

PRESIDENTIAL CUP

(College Park, Md.)

| Date | Attendance |
|---------------|------------|
| 12-9-50 | 12,245 |

RAISIN

(Fresno, Calif.)

| Date | Attendance |
|----------------|------------|
| 1-1-46 | 10,000 |
| 1-1-47 | 13,000 |
| 1-1-48 | 13,000 |
| 1-1-49 | 10,000 |
| 12-31-49 | 9,000 |

SALAD

(Phoenix, Ariz.)

| Date | Attendance |
|--------------|------------|
| 1-1-48 | 12,500 |
| 1-1-49 | 17,500 |
| 1-1-50 | 18,500 |
| 1-1-51 | 23,000 |
| 1-1-52 | 17,000 |

SAN DIEGO EAST-WEST CHRISTMAS CLASSIC

(San Diego, Calif.)

| Date | Attendance |
|----------------|------------|
| 12-26-21 | 5,000 |
| 12-25-22 | 5,000 |

SEATTLE BOWL#

(Seattle, Wash.)

| Date | Attendance |
|----------------|------------|
| 12-25-98 | *46,451 |
| 12-25-99 | 40,974 |
| 12-24-00 | 24,187 |
| 12-27-01 | 30,144 |
| 12-30-02 | 38,241 |

*Record attendance. #Named Oahu Classic before 2001 and played at Honolulu, Hawaii. In 2001, played at Safeco Field, Seattle, Wash. In 2002, played at Seahawks Stadium, Seattle, Wash.

SHRINE

(Little Rock, Ark.)

| Date | Attendance |
|----------------|------------|
| 12-18-48 | 5,000 |

SILICON VALLEY CLASSIC

(San Jose, Calif.)

| Date | Attendance |
|----------------|------------|
| 12-31-00 | 26,542 |
| 12-31-01 | *30,456 |
| 12-31-02 | 10,132 |
| 12-30-03 | 20,126 |
| 12-30-04 | 21,456 |

*Record attendance.

Individual Records

Only official records after 1937 are included. Prior records are included if able to be substantiated. Each team's score is in parentheses after the team name. The year listed is the actual (calendar) year the game was played; the date is included if the bowl was played twice (i.e., January and December) during one calendar year. The list also includes discontinued bowls, marked with (D). Bowls are listed by the name of the bowl at the time it was played: the first Hall of Fame Bowl (1977-85) was called the All-American Bowl in 1986-90; the second Hall of Fame Bowl (1986-95) is now called the Outback Bowl and is played in Tampa, Fla.; the Sun Bowl was called the John Hancock Bowl in 1989-93, the John Hancock Sun Bowl in 1987-88, and reverted to the Sun Bowl in 1994; the Blockbuster Bowl changed its name to the Carquest Bowl in 1993, to the Micronpc.com Bowl in 1998, to the Tangerine Bowl in 2001 and to the Champs Sports Bowl in 2004. The Copper Bowl changed its name to the Insight.com Bowl in 1997 and to the Insight Bowl in 2002. The Capital One Bowl was the former and original Tangerine Bowl from 1947-82 and was known as the Florida Citrus Bowl from 1983-02. The current Champs Sports Bowl, which was known as the Tangerine Bowl from 2001-03, is not to be confused with the current Capital One Bowl, which is the former and original Tangerine Bowl. In 2004, the San Francisco Bowl changed its name to the Emerald Bowl and the Humanitarian Bowl changed its name to the MPC Computers Bowl. All former bowl names and sites are listed with each present bowl history. The NCAA Statistics Service thanks former staff member Steve Boda for his valuable assistance in compiling these records.

Total Offense

MOST TOTAL PLAYS

Season

83—Kyle Orton, Purdue (27) vs. Washington St. (33) (Sun, 2001) (9 rush, 74 pass, 402 yards)

MOST TOTAL YARDS

594—Ty Delmer, Brigham Young (39) vs. Penn St. (50) (Holiday, 1989) (18 rushing yards, 576 passing yards, 67 plays)

HIGHEST AVERAGE PER PLAY

(Min. 10 Plays)

24.1—Dicky Maegle, Rice (28) vs. Alabama (6) (Cotton, 1954) (11 for 265)

MOST TOUCHDOWNS RESPONSIBLE FOR

(TDs Scored & Passed For)

6—Bobby Layne, Texas (40) vs. Missouri (27) (Cotton, 1946) (3 rush, 2 pass, 1 receiving); (D) Chuck Long, Iowa (55) vs. Texas (17) (Freedom, 1984) (6 pass)

Rushing

MOST RUSHING ATTEMPTS

46—(D) Ron Jackson, Tulsa (28) vs. San Diego St. (17) (Freedom, 1991) (211 yards)

MOST NET RUSHING YARDS

280—(D) James Gray, Texas Tech (49) vs. Duke (21) (All-American, 1989) (33 carries)

MOST NET RUSHING YARDS

BY A QUARTERBACK

200—Vince Young, Texas (41) vs. Southern California (38) (Rose, 2006) (19 carries)

HIGHEST AVERAGE PER RUSH

(Min. 9 Carries)

24.1—Dicky Maegle, Rice (28) vs. Alabama (6) (Cotton, 1954) (11 for 265)

MOST NET RUSHING YARDS BY TWO RUSHERS, SAME TEAM, OVER 100 YARDS RUSHING EACH

373—Woody Green (202) & Brent McClanahan (171), Arizona St. (49) vs. Missouri (35) (Fiesta, 1972)

MOST RUSHING TOUCHDOWNS

5—Neil Snow, Michigan (49) vs. Stanford (0) (Rose, 1902) (touchdowns counted as five-point scores); Barry Sanders, Oklahoma St. (62) vs. Wyoming (14) (Holiday, 1988) (runs of 33, 2, 67, 1, 10 yards)

Passing

MOST PASS ATTEMPTS

74—Kyle Orton, Purdue (27) vs. Washington St. (33) (Sun, 2001) (completed 38)

MOST PASS COMPLETIONS

43—(D) Steve Clarkson, San Jose St. (25) vs. Toledo (27) (California, 1981) (attempted 62)

MOST CONSECUTIVE PASS COMPLETIONS

19—Mike Bobo, Georgia (33) vs. Wisconsin (6) (Outback, 1998)

MOST NET PASSING YARDS

576—Ty Delmer, Brigham Young (39) vs. Penn St. (50) (Holiday, 1989) (42 of 59 with 2 interceptions); Byron Leftwich, Marshall (64) vs. East Caro. (61) (2 of) (GMAC, 2001) (41 of 70 with 2 interceptions)

MOST NET PASSING YARDS, ONE QUARTER

223—Browning Nagle, Louisville (34) vs. Alabama (7) (Fiesta, 1991) (1st quarter, 9 of 16)

MOST TOUCHDOWN PASSES THROWN

6—(D) Chuck Long, Iowa (55) vs. Texas (17) (Freedom, 1984) (29 of 39 with no interceptions) (touchdown passes of 6, 11, 33, 49, 4, 15 yards)

MOST PASSES HAD INTERCEPTED

6—Bruce Lee, Arizona (10) vs. Auburn (34) (Sun, 1968) (6 of 24)

HIGHEST COMPLETION PERCENTAGE

(Min. 10 Attempts)

.929—Mike Bobo, Georgia (33) vs. Wisconsin (6) (Outback, 1998) (26 of 28 with no interceptions)

MOST YARDS PER PASS ATTEMPT

(Min. 10 Attempts)

21.3—(D) Chris McCoy, Navy (42) vs. California (38) (Aloha, 1996) (13 for 277)

MOST YARDS PER PASS COMPLETION

(Min. 7 Completions)

30.8—(D) Chris McCoy, Navy (42) vs. California (38) (Aloha, 1996) (9 for 277)

Receiving

MOST PASS RECEPTIONS

20—Walker Gillette, Richmond (49) vs. Ohio (42) (Tangerine, 1968) (242 yards); (D) Norman Jordan, Vanderbilt (28) vs. Air Force (36) (Hall of Fame, 1982) (173 yards)

MOST PASS RECEIVING YARDS

299—(D) Rodney Wright, Fresno St. (35) vs. Michigan St. (44) (Silicon Valley, 2001) (13 receptions)

HIGHEST AVERAGE PER CATCH

(Min. 3 Receptions)

52.3—Phil Harris, Texas (28) vs. Navy (6) (Cotton, 1964) (3 for 157); (D) Jason Anderson, Wake Forest (38) vs. Oregon (17) (Seattle, 2002) (3 for 157)

MOST TOUCHDOWNS RECEIVING

4—(D) Bob McChesney, Hardin-Simmons (49) vs. Wichita St. (12) (Camellia, 1948) (8 catches); Fred

Biletnikoff, Florida St. (36) vs. Oklahoma (19) (Gator, Jan. 2, 1965) (13 catches); Travis LaTendresse, Utah (38) vs. Georgia Tech (10) (Emerald, 2005) (16 catches)

Scoring

MOST POINTS SCORED

30—Barry Sanders, Oklahoma St. (62) vs. Wyoming (14) (Holiday, 1988) (5 touchdowns); (D) Sheldon Canley, San Jose St. (48) vs. Central Mich. (24) (California, 1990) (5 touchdowns); Reggie Campbell, Navy (51) vs. Colorado St. (30) (Poinsettia, 2005) (5 touchdowns)

MOST POINTS RESPONSIBLE FOR (TDS SCORED & PASSED FOR, EXTRA POINTS, AND FGs)

40—Bobby Layne, Texas (40) vs. Missouri (27) (Cotton, 1946) (18 rushing, 12 passing, 6 receiving and 4 PATs)

MOST TOUCHDOWNS SCORED

5—Neil Snow, Michigan (49) vs. Stanford (0) (Rose, 1902) (5 rushing five-point TDs); Barry Sanders, Oklahoma St. (62) vs. Wyoming (14) (Holiday, 1988) (5 rushing); (D) Sheldon Canley, San Jose St. (48) vs. Central Mich. (24) (California, 1990) (4 rushing, 1 receiving); Reggie Campbell, Navy (51) vs. Colorado St. (30) (Poinsettia, 2005) (3 rushing, 2 receiving)

MOST TWO-POINT CONVERSIONS

2—Ernie Davis, Syracuse (23) vs. Texas (14) (Cotton, 1960) (2 receptions)

Kicking

MOST FIELD GOALS ATTEMPTED

6—Jess Atkinson, Maryland (23) vs. Tennessee (30) (Florida Citrus, 1983) (made 5); Kyle Bryant, Texas A&M (22) vs. Michigan (20) (Alamo, 1995) (made 5); Mason Crosby, Colorado (33) vs. UTEP (28) (Houston, 2004) (made 4)

MOST FIELD GOALS MADE

5—Jess Atkinson, Maryland (23) vs. Tennessee (30) (Florida Citrus, 1983) (18, 48, 31, 22, 26 yards); Arden Czyzewski, Florida (28) vs. Notre Dame (39) (Sugar, 1992) (26, 24, 36, 37, 24 yards); Tim Rogers, Mississippi St. (24) vs. North Carolina St. (28) (Peach, Jan. 1, 1995) (37, 21, 29, 36, 30 yards); Kyle Bryant, Texas A&M (22) vs. Michigan (20) (Alamo, 1995) (27, 49, 47, 31, 37 yards); Dan Nystrom, Minnesota (29) vs. Arkansas (14) (Music City, 2002) (24, 45, 21, 22, 29 yards)

MOST EXTRA-POINT KICK ATTEMPTS

9—(D) James Weaver, Centre (63) vs. TCU (7) (Fort Worth Classic, 1921) (9 made); Bobby Luna, Alabama (61) vs. Syracuse (6) (Orange, 1953) (7 made); Layne Talbot, Texas A&M (65) vs. Brigham Young (14) (Holiday, 1990) (9 made)

MOST EXTRA-POINT KICKS MADE

9—(D) James Weaver, Centre (63) vs. TCU (7) (Fort Worth Classic, 1921) (9 attempts); Layne Talbot, Texas A&M (65) vs. Brigham Young (14) (Holiday, 1990) (9 attempts)

MOST POINTS BY A KICKER

19—Kevin Miller, East Caro. (61) vs. Marshall (64) (2 of) (GMAC, 2001) (4 FGs, 7 PATs)

Punting

MOST PUNTS

21—Everett Sweeney, Michigan (49) vs. Stanford (0) (Rose, 1902)

HIGHEST AVERAGE PER PUNT

(Min. 5 Punts)

53.8—Mat McBriar, Hawaii (28) vs. Tulane (36) (Hawaii, 2002) (5 for 269)

Punt Returns

MOST PUNT RETURNS

9—Paddy Driscoll, Great Lakes (17) vs. Mare Island (0) (Rose, 1919) (115 yards); Buzy Rosenberg, Georgia (7) vs. North Carolina (3) (Gator, Dec. 31, 1971) (54 yards)

MOST PUNT RETURN YARDS

180—Willie Reid, Florida St. (23) vs. Penn St. (26) (3 of) (Orange, 2006) (7 returns)

HIGHEST PUNT RETURN AVERAGE

(Min. 3 Returns)

40.7—George Fleming, Washington (44) vs. Wisconsin (8) (Rose, 1960) (3 for 122)

MOST TOUCHDOWNS ON PUNT RETURNS

2—James Henry, Southern Miss. (38) vs. UTEP (18) (Independence, 1988) (65 and 45 yards)

Kickoff Returns

MOST KICKOFF RETURNS

8—Todd Howard, Michigan (17) vs. Tennessee (45) (Florida Citrus, 2002) (125 yards)

MOST KICKOFF RETURN YARDS

221—Steve Breaston, Michigan (37) vs. Texas (38) (Rose, 2005) (6 returns)

HIGHEST KICKOFF RETURN AVERAGE

(Min. 2 Returns)

60.5—(D) Bob Smith, Texas A&M (40) vs. Georgia (20) (Presidential Cup, 1950) (2 for 121)

MOST TOUCHDOWNS ON KICKOFF RETURNS

1—Many players tied

Interceptions

MOST INTERCEPTIONS MADE

4—(D) Manuel Aja, Arizona St. (21) vs. Xavier (Ohio) (33) (Salad, 1950); Jim Dooley, Miami (Fla.) (14) vs. Clemson (0) (Gator, 1952)

MOST INTERCEPTION RETURN YARDAGE

148—Elmer Layden, Notre Dame (27) vs. Stanford (10) (Rose, 1925) (2 interceptions)

All-Purpose Yards

(Includes All Runs From Scrimmage, Pass Receptions and All Returns)

MOST ALL-PURPOSE PLAYS

(Must Have at Least One Reception or Return)

47—(D) Ron Jackson, Tulsa (28) vs. San Diego St. (17) (Freedom, 1991) (46 rushes, 1 reception)

MOST ALL-PURPOSE YARDS GAINED

(Must Have at Least One Reception or Return)

359—Sherman Williams, Alabama (24) vs. Ohio St. (17) (Florida Citrus, 1995) (166 rushing, 155 receiving, 38 kickoff returns)

Defensive Statistics

MOST TOTAL TACKLES MADE

(Includes Assists)

31—Lee Roy Jordan, Alabama (17) vs. Oklahoma (0) (Orange, 1963)

MOST SOLO TACKLES

18—Rod Smith, Notre Dame (39) vs. Florida (28) (Sugar, 1992)

MOST TACKLES FOR LOSSES

6—LeMarcus McDonald, TCU (9) vs. Texas A&M (28) (galleryfurniture.com, 2001)

MOST QUARTERBACK SACKS

6—Shay Muirbrook, Brigham Young (19) vs. Kansas St. (15) (Cotton, 1997)

MOST FUMBLE RECOVERIES

2—Rod Kirby, Pittsburgh (7) vs. Arizona St. (28) (Fiesta, 1973); (D) Michael Stewart, Fresno St. (51) vs. Bowling Green (7) (California, 1985); Randall Brown, Ohio St. (17) vs. Alabama (24) (Florida Citrus, 1995); Nik Moser, Iowa St. (24) vs. TCU (27) (Houston, 2005)

MOST BLOCKED KICKS

2—Carlton Williams, Pittsburgh (7) vs. Arizona St. (28) (Fiesta, 1973) (2 PATs); Bracey Walker, North Carolina (21) vs. Mississippi St. (17) (Peach, Jan. 2, 1993) (2 punts)

MOST BLOCKED PUNTS

2—Bracey Walker, North Carolina (21) vs. Mississippi St. (17) (Peach, Jan. 2, 1993)

MOST PASSES BROKEN UP

5—Dyshod Carter, Kansas St. (34) vs. Purdue (37) (Alamo, 1998)

Team Records

Totals for each team in both-team records are in brackets after the team's score.

Total Offense

MOST TOTAL PLAYS

107—Purdue (27) vs. Washington St. (33) (Sun, 2001) (32 rush, 75 pass) (474 yards)

MOST TOTAL PLAYS, BOTH TEAMS

180—Marshall (64) [104] & East Caro. (61) [76] (2 of) (GMAC, 2001) (1,141 yards)

MOST YARDS GAINED

718—Arizona St. (49) vs. Missouri (35) (Fiesta, 1972) (452 rushing, 266 passing)

MOST YARDS GAINED, BOTH TEAMS

1,211—Arizona St. (45) [679] vs. Rutgers (40) [532] (Insight, 2005) (150 plays)

HIGHEST AVERAGE GAINED PER PLAY

9.6—Ohio St. (34) vs. Notre Dame (20) (Fiesta, 2006) (64 for 617)

FEWEST PLAYS

35—Tennessee (0) vs. Texas (16) (Cotton, 1953) (29 rush, 6 pass)

FEWEST PLAYS, BOTH TEAMS

107—TCU (16) [54] & Marquette (6) [53] (Cotton, 1937); Tennessee (17) [64] & Oklahoma (0) [43] (Orange, 1939)

FEWEST YARDS

Minus 21—U. of Mexico (0) vs. Southwestern (Tex.) (35) (Sun, 1945) (29 rushing, -50 passing)

FEWEST YARDS, BOTH TEAMS

260—Randolph Field (7) [150] & Texas (7) [110] (Cotton, 1944)

LOWEST AVERAGE GAINED PER PLAY

0.9—Tennessee (0) vs. Texas (16) (Cotton, 1953) (35 for 32)

Rushing

MOST RUSHING ATTEMPTS

87—Oklahoma (40) vs. Auburn (22) (Sugar, Jan. 1, 1972) (439 yards)

MOST RUSHING ATTEMPTS, BOTH TEAMS

122—Mississippi St. (26) [68] & North Carolina (24) [54] (Sun, 1974) (732 yards); (D) Southern California (47) [50] & Texas A&M (28) [72] (Bluebonnet, 1977) (864 yards)

MOST NET RUSHING YARDS

524—Nebraska (62) vs. Florida (24) (Fiesta, 1996) (68 attempts)

MOST NET RUSHING YARDS, BOTH TEAMS

864—(D) Southern California (47) [378] & Texas A&M (28) [486] (Bluebonnet, 1977) (122 attempts)

HIGHEST RUSHING AVERAGE

(Min. 30 Attempts)

9.3—Texas Tech (55) vs. Air Force (41) (Copper, 1995) (39 for 361)

FEWEST RUSHING ATTEMPTS

12—(D) Vanderbilt (28) vs. Air Force (36) (Hall of Fame, 1982) (35 yards)

FEWEST RUSHING ATTEMPTS, BOTH TEAMS

51—Oregon St. (38) [18] & Notre Dame (21) [33] (Insight, 2004)

FEWEST RUSHING YARDS

Minus 61—(D) Kansas St. (7) vs. Boston College (12) (Aloha, 1994) (23 attempts)

FEWEST RUSHING YARDS, BOTH TEAMS

51—(D) Utah (16) [6] & Arizona (13) [45] (Freedom, 1994)

LOWEST RUSHING AVERAGE

(Min. 20 Attempts)

Minus 2.7—(D) Kansas St. (7) vs. Boston College (12) (Aloha, 1994) (23 for -61)

RUSHING DEFENSE, FEWEST YARDS ALLOWED

Minus 61—(D) Boston College (12) vs. Kansas St. (7) (Aloha, 1994) (23 attempts)

Passing

MOST PASS ATTEMPTS

75—Purdue (27) vs. Washington St. (33) (Sun, 2001) (38 completions, 4 interceptions, 419 yards)

MOST PASS ATTEMPTS, BOTH TEAMS

116—Purdue (27) [75] & Washington St. (33) [41] (Sun, 2001) (53 completions)

MOST PASS COMPLETIONS

43—(D) San Jose St. (25) vs. Toledo (27) (California, 1981) (63 attempts, 5 interceptions, 467 yards)

MOST PASS COMPLETIONS, BOTH TEAMS

64—Texas (47) [37] & Washington (43) [27] (Holiday, 2001) (109 attempted); Texas Tech (55) [39] & Clemson (15) [25] (Tangerine, 2002) (108 attempted)

MOST PASSING YARDS

576—Brigham Young (39) vs. Penn St. (50) (Holiday, 1989) (42 completions, 59 attempts, 2 interceptions); Marshall (64) vs. East Caro. (61) (2 of) (GMAC, 2001) (41 completions, 70 attempts, 2 interceptions)

MOST PASSING YARDS, BOTH TEAMS

907—(D) Michigan St. (44) [376] & Fresno St. (35) [531] (Silicon Valley, 2001) (90 attempted)

MOST PASSES HAD INTERCEPTED

8—Arizona (10) vs. Auburn (34) (Sun, 1968)

MOST PASSES HAD INTERCEPTED, BOTH TEAMS

12—Auburn (34) [4] & Arizona (10) [8] (Sun, 1968)

MOST PASSES ATTEMPTED WITHOUT AN INTERCEPTION

60—Texas Tech (45) vs. California (31) (Holiday, 2004) (39 completions)

MOST PASSES ATTEMPTED BY BOTH TEAMS WITHOUT AN INTERCEPTION

93—Idaho (42) [41] & Southern Miss. (35) [52] (Humanitarian, 1998) (55 completions)

HIGHEST COMPLETION PERCENTAGE (Min. 10 Attempts)

.929—Texas (40) vs. Missouri (27) (Cotton, 1946) (13 of 14, no interceptions, 234 yards)

MOST YARDS PER ATTEMPT (Min. 10 Attempts)

21.7—Southern California (47) vs. Pittsburgh (14) (Rose, 1930) (13 for 282)

MOST YARDS PER COMPLETION (Min. 8 Completions)

35.2—Southern California (47) vs. Pittsburgh (14) (Rose, 1930) (8 for 282)

FEWEST PASS ATTEMPTS

2—West Virginia (14) vs. South Carolina (3) (Peach, 1969) (1 completion); (D) Army (10) vs. Michigan St. (6) (Cherry, 1984) (1 completion); Air Force (38) vs. Mississippi St. (15) (Liberty, 1991) (1 completion)

FEWEST PASS ATTEMPTS, BOTH TEAMS

9—Fordham (2) [4] & Missouri (0) [5] (Sugar, 1942)

FEWEST PASS COMPLETIONS

0—13 teams tied (see Team Record Lists)

FEWEST PASS COMPLETIONS, BOTH TEAMS

3—Arizona St. (0) [0] & Catholic (0) [3] (Sun, 1940)

FEWEST PASSING YARDS

Minus 50—U. of Mexico (0) vs. Southwestern (Tex.) (35) (Sun, 1945) (2 completions, 9 attempts, 3 interceptions)

FEWEST PASSING YARDS, BOTH TEAMS

16—Arkansas (0) [0] & LSU (0) [16] (Cotton, 1947)

LOWEST COMPLETION PERCENTAGE

.000—13 teams tied (see Team Record Lists)

FEWEST YARDS PER PASS ATTEMPT

Minus 5.6—U. of Mexico (0) vs. Southwestern (Tex.) (35) (Sun, 1945) (9 for -50)

FEWEST YARDS PER PASS COMPLETION (Min. 1 Completion)

Minus 25.0—U. of Mexico (0) vs. Southwestern (Tex.) (35) (Sun, 1945) (2 for -50)

Scoring**MOST TOUCHDOWNS**

10—Nebraska (66) vs. Northwestern (17) (Alamo, 2000) (6 rush, 4 pass)

MOST TOUCHDOWNS, BOTH TEAMS

16—Marshall (64) [9] & East Caro. (61) [7] (2 of) (GMAC, 2001)

MOST TOUCHDOWNS RUSHING

8—(D) Centre (63) vs. TCU (7) (Fort Worth Classic, 1921)

MOST TOUCHDOWNS RUSHING, BOTH TEAMS

12—Texas Tech (55) [6] & Air Force (41) [6] (Copper, 1995)

MOST TOUCHDOWNS PASSING

6—(D) Iowa (55) vs. Texas (17) (Freedom, 1984)

MOST TOUCHDOWNS PASSING, BOTH TEAMS

8—Richmond (49) [4] & Ohio (42) [4] (Tangerine, 1968); (D) Iowa (55) [6] & Texas (17) [2] (Freedom, 1984); LSU (47) [3] & Illinois (34) [5] (Sugar, 2002)

MOST FIELD GOALS MADE

5—Maryland (23) vs. Tennessee (30) (Florida Citrus, 1983) (18, 48, 31, 22, 26 yards); Florida (28) vs. Notre Dame (39) (Sugar, 1992) (26, 24, 36, 37, 24 yards); Mississippi St. (24) vs. North Carolina St. (28) (Peach, Jan. 1, 1995) (37, 21, 29, 36, 30 yards); Texas A&M (22) vs. Michigan (20) (Alamo, 1995) (27, 49, 47, 31, 37 yards)

MOST FIELD GOALS MADE, BOTH TEAMS

7—Texas A&M (22) [5] & Michigan (20) [2] (Alamo, 1995); North Carolina St. (28) [2] & Mississippi St. (24) [5] (Peach, Jan. 1, 1995); Iowa (19) [4] & Texas Tech (16) [3] (Alamo, 2001)

MOST POINTS, WINNING TEAM

66—Nebraska vs. Northwestern (17) (Alamo, 2000)

MOST POINTS, LOSING TEAM

61—East Caro. vs. Marshall (64) (2 of) (GMAC, 2001)

MOST POINTS, BOTH TEAMS

125—Marshall (64) & East Carolina (61) (2 of) (GMAC, 2001)

LARGEST MARGIN OF VICTORY

55—Alabama (61) vs. Syracuse (6) (Orange, 1953)

FEWEST POINTS, WINNING TEAM

2—Fordham vs. Missouri (0) (Sugar, 1942)

FEWEST POINTS, LOSING TEAM

0—By many teams

FEWEST POINTS, BOTH TEAMS

0—California (0) & Wash. & Jeff. (0) (Rose, 1922); Arizona St. (0) & Catholic (0) (Sun, 1940); Arkansas (0) & LSU (0) (Cotton, 1947); Air Force (0) & TCU (0) (Cotton, 1959)

MOST POINTS SCORED IN FIRST HALF

45—Colorado (62) vs. Boston College (28) (Insight.com, 1999)

MOST POINTS IN SECOND HALF

45—Oklahoma St. (62) vs. Wyoming (14) (Holiday, 1988)

MOST POINTS SCORED IN SECOND HALF (Including Overtime Periods)

56—Marshall (64) vs. East Caro. (61) (2 of) (GMAC, 2001) (43 in regulation plus 13 in overtime)

MOST POINTS SCORED IN FIRST HALF, BOTH TEAMS

63—(D) Navy (42) [28] & California (38) [35] (Aloha, 1996); Bowling Green (52) [35] & Memphis (35) [28] (GMAC, 2004)

MOST POINTS SCORED IN SECOND HALF, BOTH TEAMS

64—Penn St. (50) [38] & Brigham Young (39) [26] (Holiday, 1989); (D) Kansas (51) [34] & UCLA (30) [30] (Aloha, 1995)

MOST POINTS IN SECOND HALF, BOTH TEAMS (Including Overtime Periods)

79—Marshall (64) [56] vs. East Caro. (61) [23] (2 of) (GMAC, 2001) (56 in regulation plus 23 in overtime)

MOST POINTS SCORED EACH QUARTER

1st: 28—Southern California (55) vs. Texas Tech (14) (Cotton, 1995)

2nd: 29—Nebraska (62) vs. Florida (24) (Fiesta, 1996)

3rd: 31—(D) Iowa (55) vs. Texas (17) (Freedom, 1984)

4th: 30—Oklahoma (40) vs. Houston (14) (Sun, 1981)

MOST POINTS SCORED EACH QUARTER, BOTH TEAMS

1st: 34—Hawaii (59) [21] & UAB (40) [13] (Hawaii, 2004)

2nd: 45—Nebraska (66) [31] & Northwestern (17) [14] (Alamo, 2000)

3rd: 35—Oklahoma St. (62) [28] & Wyoming (14) [7] (Holiday, 1988); Kansas St. (54) [21] & Colorado St. (21) [14] (Holiday, 1995)

4th: 39—Memphis (38) [18] & Akron (31) [21] (Motor City, 2005)

First Downs**MOST FIRST DOWNS**

36—Oklahoma (48) vs. Virginia (14) (Gator, Dec. 29, 1991) (16 rush, 18 pass, 2 penalty); Marshall (64) vs. East Caro. (61) (2 of) (GMAC, 2001) (9 rush, 25 pass, 2 penalty)

MOST FIRST DOWNS, BOTH TEAMS

62—North Carolina St. (56) [34] vs. Kansas (26) [28] (Tangerine, 2003)

MOST FIRST DOWNS RUSHING

26—Oklahoma (40) vs. Auburn (22) (Sugar, Jan. 1, 1972); Navy (51) vs. Colorado St. (30) (Poinsettia, 2005)

MOST FIRST DOWNS RUSHING, BOTH TEAMS

36—Colorado (47) [24] & Alabama (33) [12] (Liberty, 1969); Miami (Fla.) (46) [16] & Texas (3) [20] (Cotton, 1991)

MOST FIRST DOWNS PASSING

27—Brigham Young (39) vs. Penn St. (50) (Holiday, 1989)

MOST FIRST DOWNS PASSING, BOTH TEAMS

38—Penn St. (50) [11] & Brigham Young (39) [27] (Holiday, 1989); Florida (31) [16] & Iowa (24) [22] (Outback, 2006)

MOST FIRST DOWNS BY PENALTY

8—West Virginia (18) vs. Florida St. (30) (Gator, 2005)

MOST FIRST DOWNS BY PENALTY, BOTH TEAMS

12—Florida St. (30) [4] & West Virginia (18) [8] (Gator, 2005)

FEWEST FIRST DOWNS

1—Alabama (29) vs. Texas A&M (21) (Cotton, 1942) (1 pass); Arkansas (0) vs. LSU (0) (Cotton, 1947) (1 rush)

FEWEST FIRST DOWNS, BOTH TEAMS

10—Randolph Field (7) [7] & Texas (7) [3] (Cotton, 1944)

FEWEST FIRST DOWNS RUSHING

0—Alabama (29) vs. Texas A&M (21) (Cotton, 1942); Navy (6) vs. Texas (28) (Cotton, 1964); Florida (18) vs. Missouri (20) (Sugar, 1966); Southern California (19) vs. TCU (28) (Sun, 1998)

FEWEST FIRST DOWNS RUSHING, BOTH TEAMS

3—Alabama (29) [0] & Texas A&M (21) [3] (Cotton, 1942)

FEWEST FIRST DOWNS PASSING

0—By 13 teams (see Team Record Lists)

FEWEST FIRST DOWNS PASSING, BOTH TEAMS

1—Alabama (10) [0] & Arkansas (3) [1] (Sugar, 1962)

Punting**MOST PUNTS**

17—Duke (3) vs. Southern California (7) (Rose, 1939)

MOST PUNTS, BOTH TEAMS

28—Santa Clara (6) [14] & LSU (0) [14] (Sugar, 1938); Rice (8) [13] & Tennessee (0) [15] (Orange, 1947)

HIGHEST PUNTING AVERAGE (Min. 5 Punts)

53.9—Southern California (7) vs. Wisconsin (0) (Rose, 1953) (8 for 431)

FEWEST PUNTS

0—Oklahoma (41) vs. Wyoming (7) (Fiesta, 1976); Maryland (23) vs. Tennessee (30) (Florida Citrus, 1983); Oklahoma St. (62) vs. Wyoming (14) (Holiday, 1988); Illinois (63) vs. Virginia (21) (Micronpc.com, 1999); Texas Tech (38) vs. Navy (14) (Houston, 2003); Navy (51) vs. Colorado St. (30) (Poinsettia, 2005)

LOWEST PUNTING AVERAGE (Min. 3 Punts)

17.0—Nevada (34) vs. Bowling Green (35) (Las Vegas, 1992) (4 for 68); Kentucky (14) vs. Penn St. (26) (Outback, 1999) (3 for 51)

MOST PUNTS BLOCKED BY ONE TEAM

2—LSU (25) vs. Colorado (7) (Orange, 1962); North Carolina St. (14) vs. Georgia (7) (Liberty, 1967); North Carolina (21) vs. Mississippi St. (17) (Peach, Jan. 2, 1993); Cincinnati (32) vs. Marshall (14) (Fort Worth, 2004); Iowa (30) vs. LSU (25) (Capital One, 2005)

Punt Returns**MOST PUNT RETURNS**

9—Georgia (7) vs. North Carolina (3) (Gator, Dec. 31, 1971) (6.8 average)

MOST PUNT RETURN YARDS

136—Nebraska (38) vs. Alabama (6) (Orange, 1972) (6 returns)

HIGHEST PUNT RETURN AVERAGE (Min. 3 Returns)

33.0—Kent St. (18) vs. Tampa (21) (Tangerine, 1972) (3 for 99)

Kickoff Returns

MOST KICKOFF RETURNS

10—Wyoming (14) vs. Oklahoma St. (62) (Holiday, 1988) (20.5 average); Florida (24) vs. Nebraska (62) (Fiesta, 1996) (26.8 average)

MOST KICKOFF RETURN YARDS

268—Florida (24) vs. Nebraska (62) (Fiesta, 1996) (10 returns)

HIGHEST KICKOFF RETURN AVERAGE

(Min. 3 Returns)

42.5—Tennessee (27) vs. Maryland (28) (Sun, 1984) (4 for 170)

Fumbles

MOST FUMBLES

11—Mississippi (7) vs. Alabama (12) (Sugar, 1964) (lost 6)

MOST FUMBLES, BOTH TEAMS

17—Alabama (12) [6] & Mississippi (7) [11] (Sugar, 1964) (lost 9)

MOST FUMBLES LOST

6—By five teams (see Team Record Lists)

MOST FUMBLES LOST, BOTH TEAMS

9—Alabama (12) [3] & Mississippi (7) [6] (Sugar, 1964) (17 fumbles)

Penalties

MOST PENALTIES

21—Mississippi St. (17) vs. Clemson (7) (Peach, 1999) (188 yards)

MOST PENALTIES, BOTH TEAMS

29—McNeese St. (20) [13] & Tulsa (16) [16] (Independence, 1976) (205 yards); Florida (52) [15] & Florida St. (20) [14] (Sugar, 1997) (217 yards); Mississippi St. (17) [21] & Clemson (7) [8] (Peach, 1999) (270 yards)

MOST YARDS PENALIZED

202—Miami (Fla.) (46) vs. Texas (3) (Cotton, 1991) (16 penalties)

MOST YARDS PENALIZED, BOTH TEAMS

270—Miami (Fla.) (46) [202] & Texas (3) [68] (Cotton, 1991); Mississippi St. (17) [188] & Clemson (7) [82] (Peach, 1999)

FEWEST PENALTIES

0—By nine teams (see Team Record Lists)

FEWEST PENALTIES, BOTH TEAMS

3—In five games (see Team Record Lists)

FEWEST YARDS PENALIZED

0—By 10 teams (see Team Record Lists)

FEWEST YARDS PENALIZED, BOTH TEAMS

10—Duquesne (13) [5] & Mississippi St. (12) [5] (Orange, 1937)

Individual Record Lists

Only official records after 1937 are included. Prior records are included if able to be substantiated. Each team's score is in parentheses after the team name. The year listed is the actual (calendar) year the game was played; the date is included if the bowl was played twice (i.e., January and December) during one calendar year. The list also includes discontinued bowls, marked with (D). Bowls are listed by the name of the bowl at the time it was played.

Total Offense

MOST PLAYS

83—Kyle Orton, Purdue (27) vs. Washington St. (33) (Sun, 2001)
82—Byron Leftwich, Marshall (64) vs. East Caro. (61) (2 ot) (GMAC, 2001)
78—Brett Basanez, Northwestern (38) vs. UCLA (50) (Sun, 2005)
74—(D) Tony Kimbrough, Western Mich. (30) vs. Fresno St. (35) (California, 1988)
69—Drew Brees, Purdue (25) vs. Georgia (28) (ot) (Outback, 2000)
68—Hines Ward, Georgia (27) vs. Virginia (34) (Peach, Dec. 30, 1995)
67—Casey Clausen, Tennessee (14) vs. Clemson (27) (Peach, Jan. 2, 2004)
67—Ty Detmer, Brigham Young (39) vs. Penn St. (50) (Holiday, 1989)
65—Shane Matthews, Florida (28) vs. Notre Dame (39) (Sugar, 1992)
65—Tony Eason, Illinois (15) vs. Alabama (21) (Liberty, 1982)
65—Buster O'Brien, Richmond (49) vs. Ohio (42) (Tangerine, 1968)

MOST TOTAL YARDS

594—Ty Detmer, Brigham Young (39) vs. Penn St. (50) (Holiday, 1989) (576 pass)
566—Byron Leftwich, Marshall (64) vs. East Caro. (61) (2 ot) (GMAC, 2001) (576 pass)
514—Sonny Cumbie, Texas Tech (45) vs. California (31) (Holiday, 2004) (520 pass)
508—(D) David Carr, Fresno St. (35) vs. Michigan St. (44) (Silicon Valley, 2001) (531 pass)
500—B.J. Symons, Texas Tech (38) vs. Navy (14) (Houston, 2003) (497 pass)
498—Rudy Carpenter, Arizona St. (45) vs. Rutgers (40) (Insight, 2005) (467 pass)
495—Philip Rivers, North Carolina St. (56) vs. Kansas (26) (Tangerine, 2003) (475 pass)
486—Buster O'Brien, Richmond (49) vs. Ohio (42) (Tangerine, 1968) (447 pass)
481—(D) Chuck Long, Iowa (55) vs. Texas (17) (Freedom, 1984) (461 pass)
476—Major Applewhite, Texas (47) vs. Washington (43) (Holiday, 2001) (473 pass)
474—Trent Dillfer, Fresno St. (30) vs. Colorado (41) (Aloha, 1993) (523 pass)
469—Hines Ward, Georgia (27) vs. Virginia (34) (Peach, Dec. 30, 1995) (413 pass)
467—Vince Young, Texas (41) vs. Southern California (38) (Rose, 2006) (267 pass)
464—(D) Steve Clarkon, San Jose St. (25) vs. Toledo (27) (California, 1981) (467 pass)
457—(D) Akili Smith, Oregon (43) vs. Colorado (51) (Aloha, 1998) (456 pass)
454—John Walsh, Brigham Young (31) vs. Oklahoma (6) (Copper, 1994) (454 pass)
448—Brett Basanez, Northwestern (38) vs. UCLA (50) (Sun, 2005) (416 pass)
446—Jim McMahon, Brigham Young (46) vs. SMU (45) (Holiday, 1980) (446 pass)
446—(D) Whit Taylor, Vanderbilt (28) vs. Air Force (36) (Hall of Fame, 1982) (452 pass)
445—Chad Pennington, Marshall (48) vs. Louisville (29) (Motor City, 1998) (411 pass)

HIGHEST AVERAGE PER PLAY

(Minimum 10 Plays)

24.1—Dicky Maegle, Rice (28) vs. Alabama (6) (Cotton, 1954) (11 for 265)
16.5—Chad Pennington, Marshall (48) vs. Louisville (29) (Motor City, 1998) (27 for 445)
16.2—Leon Washington, Florida St. (30) vs. West Virginia (18) (Gator, 2005) (12 for 195)

14.1—Marcus Dupree, Oklahoma (21) vs. Arizona St. (32) (Fiesta, 1983) (17 for 239)
14.0—Bucky Richardson, Texas A&M (65) vs. Brigham Young (14) (Holiday, 1990) (23 for 322)
13.2—Kordell Stewart, Colorado (41) vs. Notre Dame (24) (Fiesta, 1995) (28 for 369)
12.2—Ger Schwedes, Syracuse (23) vs. Texas (14) (Cotton, 1960) (10 for 122)
12.0—Tony Rice, Notre Dame (34) vs. West Virginia (21) (Fiesta, 1989) (24 for 288)
11.3—Rob Johnson, Southern California (55) vs. Texas Tech (14) (Cotton, 1995) (24 for 271)
11.2—(D) Dwight Ford, Southern California (47) vs. Texas A&M (28) (Bluebonnet, 1977) (14 for 157)

MOST TOUCHDOWNS RESPONSIBLE FOR (TDs SCORED & PASSED FOR)

6—(D) Chuck Long, Iowa (55) vs. Texas (17) (Freedom, 1984) (6 pass)
6—Bobby Layne, Texas (40) vs. Missouri (27) (Cotton, 1946) (3 rush, 2 pass, 1 catch)
5—Bruce Gradkowski, Toledo (45) vs. UTEP (13) (GMAC, 2005) (5 pass)
5—Matt Leinart, Southern California (55) vs. Oklahoma (19) (Orange, 2005) (5 pass)
5—Vince Young, Texas (38) vs. Michigan (37) (Rose, 2005) (4 rush, 1 pass)
5—Omar Jacobs, Bowling Green (52) vs. Memphis (35) (GMAC, 2004) (5 pass)
5—Timmy Chang, Hawaii (59) vs. UAB (40) (Hawaii, 2004) (4 pass, 1 rush)
5—Paul Pinegar, Fresno St. (37) vs. Virginia (34) (ot) (MPC Computers, 2004) (5 pass)
5—Timmy Chang, Hawaii (54) vs. Houston (48) (3 ot) (Hawaii, 2003) (5 pass)
5—Casey Clausen, Tennessee (45) vs. Michigan (17) (Florida Citrus, 2002) (3 pass, 2 rush)
5—Byron Leftwich, Marshall (64) vs. East Caro. (61) (2 ot) (GMAC, 2001) (4 pass, 1 rush)
5—Michael Bishop, Kansas St. (35) vs. Syracuse (18) (Fiesta, 1997) (4 pass, 1 rush)
5—Jeff Blake, East Caro. (37) vs. North Carolina St. (34) (Peach, 1992) (4 pass, 1 rush)
5—Peter Tom Willis, Florida St. (41) vs. Nebraska (17) (Fiesta, 1990) (5 pass)
5—(D) Sheldon Canley, San Jose St. (48) vs. Central Mich. (24) (California, 1990) (4 rush, 1 pass)
5—Johnny Rodgers, Nebraska (40) vs. Notre Dame (6) (Orange, 1973) (3 rush, 1 pass, 1 catch)
5—Buster O'Brien, Richmond (49) vs. Ohio (42) (Tangerine, 1968) (4 pass, 1 rush)
5—Steve Tensi, Florida St. (36) vs. Oklahoma (19) (Gator, Jan. 2, 1965) (5 pass)
5—Neil Snow, Michigan (49) vs. Stanford (0) (Rose, 1902) (5 rush)

Rushing

MOST RUSHING ATTEMPTS

46—(D) Ron Jackson, Tulsa (28) vs. San Diego St. (17) (Freedom, 1991) (211 yards)
43—Fred Taylor, Florida (21) vs. Penn St. (6) (Florida Citrus, 1998) (234 yards)
42—Tellis Redmon, Minnesota (30) vs. North Carolina St. (38) (Micronpc.com, 2000) (246 yards)
41—(D) Blake Ezor, Michigan St. (33) vs. Hawaii (13) (Aloha, 1989) (179 yards)
39—Terrell Fletcher, Wisconsin (34) vs. Duke (20) (Hall of Fame, 1995) (241 yards)
39—Raymont Harris, Ohio St. (28) vs. Brigham Young (21) (Holiday, 1993) (235 yards)
39—Errict Rhett, Florida (27) vs. North Carolina St. (10) (Gator, 1992) (182 yards)
39—Charlie Wysocki, Maryland (20) vs. Florida (35) (Tangerine, 1980) (159 yards)
39—Charles White, Southern California (17) vs. Ohio St. (16) (Rose, 1980) (247 yards)
37—Cody Hull, Southern Miss. (31) vs. Arkansas St. (19) (New Orleans, 2005) (161 yards)
37—Marion Barber III, Minnesota (20) vs. Alabama (16) (Music City, 2004) (187 yards)
37—Ronnie Brown, Auburn (13) vs. Penn St. (9) (Capital One, 2003) (184 yards)

37—(D) Rodney Davis, Fresno St. (30) vs. Georgia Tech (21) (Silicon Valley, 2002) (153 yards)

37—(D) Charles Davis, Colorado (29) vs. Houston (17) (Bluebonnet, 1971) (202 yards)

MOST NET RUSHING YARDS

307—P.J. Daniels, Georgia Tech (52) vs. Tulsa (10) (Humanitarian, 2004) (31 carries)

280—(D) James Gray, Texas Tech (49) vs. Duke (21) (All-American, 1989) (33 carries)

276—(D) Curtis Dickey, Texas A&M (28) vs. Iowa St. (12) (Hall of Fame, 1978) (34 carries)

266—(D) Gaston Green, UCLA (31) vs. Brigham Young (10) (Freedom, 1986) (33 carries)

265—Dicky Maegle, Rice (28) vs. Alabama (6) (Cotton, 1954) (11 carries)

260—Byron Hanspard, Texas Tech (55) vs. Air Force (41) (Copper, 1995) (24 carries)

254—Bob Anderson, Colorado (47) vs. Alabama (33) (Liberty, 1969) (35 carries)

254—Mike Anderson, Utah (17) vs. Fresno St. (16) (Las Vegas, 1999) (34 carries)

250—Chuck Webb, Tennessee (31) vs. Arkansas (27) (Cotton, 1990) (26 carries)

247—Charles White, Southern California (17) vs. Ohio St. (16) (Rose, 1980) (39 carries)

246—Tellis Redmon, Minnesota (30) vs. North Carolina St. (38) (Micronpc.com, 2000) (42 carries)

246—Ron Dayne, Wisconsin (38) vs. Utah (10) (Copper, 1996) (30 carries)

246—Ron Dayne, Wisconsin (38) vs. UCLA (31) (Rose, 1999) (27 carries)

241—Terrell Fletcher, Wisconsin (34) vs. Duke (20) (Hall of Fame, 1995) (39 carries)

240—Dan Alexander, Nebraska (66) vs. Northwestern (17) (Alamo, 2000) (20 carries)

239—Marcus Dupree, Oklahoma (21) vs. Arizona St. (32) (Fiesta, 1983) (17 carries)

238—DeAngelo Williams, Memphis (38) vs. Akron (31) (Motor City, 2005) (31 carries)

235—Tyrone Wheatley, Michigan (38) vs. Washington (31) (Rose, 1993) (15 carries)

235—Raymont Harris, Ohio St. (28) vs. Brigham Young (21) (Holiday, 1993) (39 carries)

234—Jamie Morris, Michigan (28) vs. Alabama (24) (Hall of Fame, 1988) (23 carries)

234—Kevin Faulk, LSU (45) vs. Michigan St. (26) (Independence, 1995) (25 carries)

234—Fred Taylor, Florida (21) vs. Penn St. (6) (Florida Citrus, 1998) (43 carries)

200—Vince Young, Texas (41) vs. Southern California (38) (Rose, 2006) (19 carries)

199—Tommie Frazier, Nebraska (62) vs. Florida (24) (Fiesta, 1996) (16 carries)

192—Vince Young, Texas (38) vs. Michigan (37) (Rose, 2005) (21 carries)

180—(D) Mike Mosley, Texas A&M (28) vs. Southern California (47) (Bluebonnet, 1977) (20 carries)

164—Eddie Phillips, Texas (11) vs. Notre Dame (24) (Cotton, 1971) (23 carries)

150—Brad Smith, Missouri (38) vs. South Carolina (31) (Independence, 2005) (21 carries)

149—Jack Mildren, Oklahoma (40) vs. Auburn (22) (Sugar, 1972) (30 carries)

143—Kordell Stewart, Colorado (41) vs. Notre Dame (24) (Fiesta, 1995) (7 carries)

136—(D) Nate Sassaman, Army (10) vs. Michigan St. (6) (Cherry, 1984) (28 carries)

133—(D) Eddie Wolgast, Arizona (13) vs. Drake (14) (Salad, 1949) (22 carries) (listed in newspaper accounts as halfback but also attempted 15 passes in game)

133—(D) Eddie Wolgast, Arizona (13) vs. Drake (14) (Salad, 1949) (22 carries) (listed in newspaper accounts as halfback but also attempted 15 passes in game)

133—(D) Eddie Wolgast, Arizona (13) vs. Drake (14) (Salad, 1949) (22 carries) (listed in newspaper accounts as halfback but also attempted 15 passes in game)

133—(D) Eddie Wolgast, Arizona (13) vs. Drake (14) (Salad, 1949) (22 carries) (listed in newspaper accounts as halfback but also attempted 15 passes in game)

133—(D) Eddie Wolgast, Arizona (13) vs. Drake (14) (Salad, 1949) (22 carries) (listed in newspaper accounts as halfback but also attempted 15 passes in game)

133—(D) Eddie Wolgast, Arizona (13) vs. Drake (14) (Salad, 1949) (22 carries) (listed in newspaper accounts as halfback but also attempted 15 passes in game)

133—(D) Eddie Wolgast, Arizona (13) vs. Drake (14) (Salad, 1949) (22 carries) (listed in newspaper accounts as halfback but also attempted 15 passes in game)

133—(D) Eddie Wolgast, Arizona (13) vs. Drake (14) (Salad, 1949) (22 carries) (listed in newspaper accounts as halfback but also attempted 15 passes in game)

133—(D) Eddie Wolgast, Arizona (13) vs. Drake (14) (Salad, 1949) (22 carries) (listed in newspaper accounts as halfback but also attempted 15 passes in game)

133—(D) Eddie Wolgast, Arizona (13) vs. Drake (14) (Salad, 1949) (22 carries) (listed in newspaper accounts as halfback but also attempted 15 passes in game)

133—(D) Eddie Wolgast, Arizona (13) vs. Drake (14) (Salad, 1949) (22 carries) (listed in newspaper accounts as halfback but also attempted 15 passes in game)

133—(D) Eddie Wolgast, Arizona (13) vs. Drake (14) (Salad, 1949) (22 carries) (listed in newspaper accounts as halfback but also attempted 15 passes in game)

133—(D) Eddie Wolgast, Arizona (13) vs. Drake (14) (Salad, 1949) (22 carries) (listed in newspaper accounts as halfback but also attempted 15 passes in game)

133—(D) Eddie Wolgast, Arizona (13) vs. Drake (14) (Salad, 1949) (22 carries) (listed in newspaper accounts as halfback but also attempted 15 passes in game)

133—(D) Eddie Wolgast, Arizona (13) vs. Drake (14) (Salad, 1949) (22 carries) (listed in newspaper accounts as halfback but also attempted 15 passes in game)

133—(D) Eddie Wolgast, Arizona (13) vs. Drake (14) (Salad, 1949) (22 carries) (listed in newspaper accounts as halfback but also attempted 15 passes in game)

133—(D) Eddie Wolgast, Arizona (13) vs. Drake (14) (Salad, 1949) (22 carries) (listed in newspaper accounts as halfback but also attempted 15 passes in game)

133—(D) Eddie Wolgast, Arizona (13) vs. Drake (14) (Salad, 1949) (22 carries) (listed in newspaper accounts as halfback but also attempted 15 passes in game)

133—(D) Eddie Wolgast, Arizona (13) vs. Drake (14) (Salad, 1949) (22 carries) (listed in newspaper accounts as halfback but also attempted 15 passes in game)

133—(D) Eddie Wolgast, Arizona (13) vs. Drake (14) (Salad, 1949) (22 carries) (listed in newspaper accounts as halfback but also attempted 15 passes in game)

133—(D) Eddie Wolgast, Arizona (13) vs. Drake (14) (Salad, 1949) (22 carries) (listed in newspaper accounts as halfback but also attempted 15 passes in game)

133—(D) Eddie Wolgast, Arizona (13) vs. Drake (14) (Salad, 1949) (22 carries) (listed in newspaper accounts as halfback but also attempted 15 passes in game)

133—(D) Eddie Wolgast, Arizona (13) vs. Drake (14) (Salad, 1949) (22 carries) (listed in newspaper accounts as halfback but also attempted 15 passes in game)

133—(D) Eddie Wolgast, Arizona (13) vs. Drake (14) (Salad, 1949) (22 carries) (listed in newspaper accounts as halfback but also attempted 15 passes in game)

133—(D) Eddie Wolgast, Arizona (13) vs. Drake (14) (Salad, 1949) (22 carries) (listed in newspaper accounts as halfback but also attempted 15 passes in game)

133—(D) Eddie Wolgast, Arizona (13) vs. Drake (14) (Salad, 1949) (22 carries) (listed in newspaper accounts as halfback but also attempted 15 passes in game)

133—(D) Eddie Wolgast, Arizona (13) vs. Drake (14) (Salad, 1949) (22 carries) (listed in newspaper accounts as halfback but also attempted 15 passes in game)

133—(D) Eddie Wolgast, Arizona (13) vs. Drake (14) (Salad, 1949) (22 carries) (listed in newspaper accounts as halfback but also attempted 15 passes in game)

133—(D) Eddie Wolgast, Arizona (13) vs. Drake (14) (Salad, 1949) (22 carries) (listed in newspaper accounts as halfback but also attempted 15 passes in game)

133—(D) Eddie Wolgast, Arizona (13) vs. Drake (14) (Salad, 1949) (22 carries) (listed in newspaper accounts as halfback but also attempted 15 passes in game)

133—(D) Eddie Wolgast, Arizona (13) vs. Drake (14) (Salad, 1949) (22 carries) (listed in newspaper accounts as halfback but also attempted 15 passes in game)

133—(D) Eddie Wolgast, Arizona (13) vs. Drake (14) (Salad, 1949) (22 carries) (listed in newspaper accounts as halfback but also attempted 15 passes in game)

133—(D) Eddie Wolgast, Arizona (13) vs. Drake (14) (Salad, 1949) (22 carries) (listed in newspaper accounts as halfback but also attempted 15 passes in game)

133—(D) Eddie Wolgast, Arizona (13) vs. Drake (14) (Salad, 1949) (22 carries) (listed in newspaper accounts as halfback but also attempted 15 passes in game)

133—(D) Eddie Wolgast, Arizona (13) vs. Drake (14) (Salad, 1949) (22 carries) (listed in newspaper accounts as halfback but also attempted 15 passes in game)

133—(D) Eddie Wolgast, Arizona (13) vs. Drake (14) (Salad, 1949) (22 carries) (listed in newspaper accounts as halfback but also attempted 15 passes in game)

133—(D) Eddie Wolgast, Arizona (13) vs. Drake (14) (Salad, 1949) (22 carries) (listed in newspaper accounts as halfback but also attempted 15 passes in game)

133—(D) Eddie Wolgast, Arizona (13) vs. Drake (14) (Salad, 1949) (22 carries) (listed in newspaper accounts as halfback but also attempted 15 passes in game)

133—(D) Eddie Wolgast, Arizona (13) vs. Drake (14) (Salad, 1949) (22 carries) (listed in newspaper accounts as halfback but also attempted 15 passes in game)

133—(D) Eddie Wolgast, Arizona (13) vs. Drake (14) (Salad, 1949) (22 carries) (listed in newspaper accounts as halfback but also attempted 15 passes in game)

133—(D) Eddie Wolgast, Arizona (13) vs. Drake (14) (Salad, 1949) (22 carries) (listed in newspaper accounts as halfback but also attempted 15 passes in game)

297—Monroe Eley (173) & Bob Thomas (124), Arizona St. (48) vs. North Carolina (26) (Peach, 1970)

296—Leon Washington (195) & Lorenzo Booker (101), Florida St. (30) vs. West Virginia (18) (Gator, 2005)

292—Marion Barber III (187) & Laurence Maroney (105), Minnesota (20) vs. Alabama (16) (Music City, 2004)

292—Kelvin Bryant (148) & Ethan Horton (144), North Carolina (31) vs. Arkansas (27) (Gator, 1981)

291—Billy Sims (164) & J.C. Watts (QB) (127), Oklahoma (24) vs. Florida St. (7) (Orange, 1980)

288—Billy Sims (181) & Darrell Shepard (QB) (107), Oklahoma (40) vs. Houston (14) (Sun, 1981)

281—Stevie Hicks (159) & Bret Meyer (QB) (122), Iowa St. (17) vs. Miami (Ohio) (13), (Independence, 2004)

277—Danta Johnson (148) & Beau Morgan (QB) (129), Air Force (41) vs. Texas Tech (55) (Copper, 1995)

277—Willie Heston (170) & Neil Snow (107), Michigan (49) vs. Stanford (0) (Rose, 1902)

270—Anthony Brown (167) & Major Harris (QB) (103), West Virginia (33) vs. Oklahoma St. (35) (John Hancock Sun, 1987)

257—Sedrick Shaw (135) & Tavian Banks (122), Iowa (38) vs. Washington (18) (Sun, 1995)

257—Sedrick Shaw (135) & Tavian Banks (122), Iowa (38) vs. Washington (18) (Sun, 1995)

5—Barry Sanders, Oklahoma St. (62) vs. Wyoming (14) (Holiday, 1988) (runs of 33, 2, 67, 1, 10)

5—Neil Snow, Michigan (49) vs. Stanford (0) (Rose, 1902) (five-point scores)

4—Vince Young, Texas (38) vs. Michigan (37) (Rose, 2005) (runs of 20, 60, 10, 23)

4—P.J. Daniels, Georgia Tech (52) vs. Tulsa (10) (Humanitarian, 2004) (runs of 9, 1, 33, 38)

4—Steven Jackson, Oregon St. (55) vs. New Mexico (14) (Las Vegas, 2003) (runs of 3, 11, 6, 1)

4—Chris Perry, Michigan (38) vs. Florida (30) (Outback, 2003) (runs of 4, 1, 7, 12)

4—Domanick Davis, LSU (47) vs. Illinois (34) (Sugar, 2002) (runs of 4, 25, 16, 4)

4—Ron Dayne, Wisconsin (38) vs. UCLA (31) (Rose, 1999) (runs of 54, 7, 10, 22)

4—Byron Hanspard, Texas Tech (55) vs. Air Force (41) (Copper, 1995) (runs of 2, 11, 2, 29)

4—Wasean Tait, Toledo (40) vs. Nevada (37) (ot) (Las Vegas, 1995) (runs of 18, 31, 26, 3)

4—(D) Ron Jackson, Tulsa (28) vs. San Diego St. (17) (Freedom, 1991) (runs of 10, 6, 3, 4)

4—(D) Sheldon Canley, San Jose St. (48) vs. Central Mich. (24) (California, 1990) (runs of 5, 22, 59, 5)

4—(D) James Gray, Texas Tech (49) vs. Duke (21) (All-American, 1989) (runs of 2, 54, 18, 32)

4—Thurman Thomas, Oklahoma St. (35) vs. West Virginia (33) (John Hancock Sun, 1987) (runs of 5, 9, 4, 4)

4—Eric Ball, UCLA (45) vs. Iowa (28) (Rose, 1986) (runs of 30, 40, 6, 32)

4—Terry Miller, Oklahoma St. (49) vs. Brigham Young (21) (Tangerine, 1976) (runs of 3, 78, 6, 1)

4—Sam Cunningham, Southern California (42) vs. Ohio St. (17) (Rose, 1973) (runs of 2, 1, 1, 1)

4—Woody Green, Arizona St. (49) vs. Missouri (35) (Fiesta, 1972) (runs of 2, 12, 17, 21)

4—Charles Cole, Toledo (56) vs. Davidson (33) (Tangerine, 1969) (runs of 1, 11, 16, 1)

4—(D) Gene Shannon, Houston (26) vs. Dayton (21) (Salad, 1952) (runs of 15, 19, 1, 10)

4—(D) Gene Shannon, Houston (26) vs. Dayton (21) (Salad, 1952) (runs of 15, 19, 1, 10)

4—(D) Gene Shannon, Houston (26) vs. Dayton (21) (Salad, 1952) (runs of 15, 19, 1, 10)

4—(D) Gene Shannon, Houston (26) vs. Dayton (21) (Salad, 1952) (runs of 15, 19, 1, 10)

4—(D) Gene Shannon, Houston (26) vs. Dayton (21) (Salad, 1952) (runs of 15, 19, 1, 10)

4—(D) Gene Shannon, Houston (26) vs. Dayton (21) (Salad, 1952) (runs of 15, 19, 1, 10)

4—(D) Gene Shannon, Houston (26) vs. Dayton (21) (Salad, 1952) (runs of 15, 19, 1, 10)

4—(D) Gene Shannon, Houston (26) vs. Dayton (21) (Salad, 1952) (runs of 15, 19, 1, 10)

4—(D) Gene Shannon, Houston (26) vs. Dayton (21) (Salad, 1952) (runs of 15, 19, 1, 10)

4—(D) Gene Shannon, Houston (26) vs. Dayton (21) (Salad, 1952) (runs of 15, 19, 1, 10)

4—(D) Gene Shannon, Houston (26) vs. Dayton (21) (Salad, 1952) (runs of 15, 19, 1, 10)

4—(D) Gene Shannon, Houston (26) vs. Dayton (21) (Salad, 1952) (runs of 15, 19, 1, 10)

4—(D) Gene Shannon, Houston (26) vs. Dayton (21) (Salad, 1952) (runs of 15, 19, 1, 10)

Passing

MOST PASS ATTEMPTS

74—Kyle Orton, Purdue (27) vs. Washington St. (33) (Sun, 2001)

70—Brett Basanez, Northwestern (38) vs. UCLA (50) (Sun, 2005)

70—Byron Leftwich, Marshall (64) vs. East Caro. (61) (2 of) (GMAC, 2001)

63—(D) Trent Dilfer, Fresno St. (30) vs. Colorado (41) (Aloha, 1993)

62—(D) Steve Clarkson, San Jose St. (25) vs. Toledo (27) (California, 1981)

61—Danny O'Neil, Oregon (20) vs. Penn St. (38) (Rose, 1995)

61—(D) Sean Covey, Brigham Young (16) vs. Virginia (22) (All-American, 1987)

60—Sonny Cumbie, Texas Tech (45) vs. California (31) (Holiday, 2004)

60—Drew Brees, Purdue (25) vs. Georgia (28) (ot) (Outback, 2000)

59—Luke Getsy, Akron (31) vs. Memphis (38) (Motor City, 2005)

59—Hines Ward, Georgia (27) vs. Virginia (34) (Peach, Dec. 30, 1995)

59—Ty Detmer, Brigham Young (39) vs. Penn St. (50) (Holiday, 1989)

59—Ty Detmer, Brigham Young (39) vs. Penn St. (50) (Holiday, 1989)

59—Ty Detmer, Brigham Young (39) vs. Penn St. (50) (Holiday, 1989)

59—Ty Detmer, Brigham Young (39) vs. Penn St. (50) (Holiday, 1989)

59—Ty Detmer, Brigham Young (39) vs. Penn St. (50) (Holiday, 1989)

59—Ty Detmer, Brigham Young (39) vs. Penn St. (50) (Holiday, 1989)

59—Ty Detmer, Brigham Young (39) vs. Penn St. (50) (Holiday, 1989)

59—Ty Detmer, Brigham Young (39) vs. Penn St. (50) (Holiday, 1989)

59—Ty Detmer, Brigham Young (39) vs. Penn St. (50) (Holiday, 1989)

59—Ty Detmer, Brigham Young (39) vs. Penn St. (50) (Holiday, 1989)

59—Ty Detmer, Brigham Young (39) vs. Penn St. (50) (Holiday, 1989)

59—Ty Detmer, Brigham Young (39) vs. Penn St. (50) (Holiday, 1989)

59—Ty Detmer, Brigham Young (39) vs. Penn St. (50) (Holiday, 1989)

59—Ty Detmer, Brigham Young (39) vs. Penn St. (50) (Holiday, 1989)

59—Ty Detmer, Brigham Young (39) vs. Penn St. (50) (Holiday, 1989)

59—Ty Detmer, Brigham Young (39) vs. Penn St. (50) (Holiday, 1989)

43—(D) Steve Clarkson, San Jose St. (25) vs. Toledo (27) (California, 1981)

42—Ty Detmer, Brigham Young (39) vs. Penn St. (50) (Holiday, 1989)

41—B.J. Symons, Texas Tech (38) vs. Navy (14) (Houston, 2003)

41—Byron Leftwich, Marshall (64) vs. East Caro. (61) (2 of) (GMAC, 2001)

41—Danny O'Neil, Oregon (20) vs. Penn St. (38) (Rose, 1995)

39—Sonny Cumbie, Texas Tech (45) vs. California (31) (Holiday, 2004)

39—Josh Heupel, Oklahoma (25) vs. Mississippi (27) (Independence, 1999)

39—Buster O'Brien,

MOST CONSECUTIVE PASS COMPLETIONS

- 19—Mike Bobo, Georgia (33) vs. Wisconsin (6) (Outback, 1998)
 16—Philip Rivers, North Carolina St. (56) vs. Kansas (26) (Tangerine, 2003)
 10—Danny Wimprie, Memphis (27) vs. North Texas (17) (New Orleans, 2003)
 10—Danny Wuerffel, Florida (17) vs. Florida St. (23) (Sugar, Jan. 2, 1995)
 10—Rick Neuheisel, UCLA (45) vs. Illinois (9) (Rose, 1984)
 9—(D) Rob Johnson, Southern California (28) vs. Utah (21) (Freedom, 1993)
 9—Bill Montgomery, Arkansas (16) vs. Georgia (2) (Sugar, 1969)
 9—Glenn Dobbs, Tulsa (7) vs. Tennessee (14) (Sugar, 1943)
 8—Billy Roland, Houston (49) vs. Miami (Ohio) (21) (Tangerine, 1962)
 8—Bobby Layne, Texas (40) vs. Missouri (27) (Cotton, 1946)
 8—Harry Gilmer, Alabama (26) vs. Duke (29) (Sugar, 1945)

MOST NET PASSING YARDS**(Followed by Comp.-Att.-Int.)**

- 576—Byron Leftwich, Marshall (64) vs. East Caro. (61) (2 ot) (GMAC, 2001) (41-70-2)
 576—Ty Detmer, Brigham Young (39) vs. Penn St. (50) (Holiday, 1989) (42-59-2)
 531—(D) David Carr, Fresno St. (35) vs. Michigan St. (44) (Silicon Valley, 2001) (35-56-2)
 523—(D) Trent Dilfer, Fresno St. (30) vs. Colorado (41) (Aloha, 1993) (37-63-1)
 520—Sonny Cumbie, Texas Tech (45) vs. California (31) (Holiday, 2004) (39-60-0)
 497—B.J. Symons, Texas Tech (38) vs. Navy (14) (Houston, 2003) (41-53-1)
 476—Drew Bledsoe, Washington St. (31) vs. Utah (28) (Copper, 1992) (30-46-1)
 475—Philip Rivers, North Carolina St. (56) vs. Kansas (26) (Tangerine, 2003) (37-45-0)
 475—Timmy Chang, Hawaii (54) vs. Houston (48) (3 ot) (Hawaii, 2003) (26-42-1)
 473—Major Applewhite, Texas (47) vs. Washington (43) (Holiday, 2001) (37-55-3)
 467—Rudy Carpenter, Arizona St. (45) vs. Rutgers (40) (Insight, 2005) (23-35-0)
 467—(D) Steve Clarkson, San Jose St. (25) vs. Toledo (27) (California, 1981) (43-62-5)
 461—(D) Chuck Long, Iowa (55) vs. Texas (17) (Freedom, 1984) (29-39-0)
 456—(D) Akili Smith, Oregon (43) vs. Colorado (51) (Aloha, 1998) (23-46-2)
 456—Danny O'Neil, Oregon (20) vs. Penn St. (38) (Rose, 1995) (41-61-2)
 455—Luke Getsy, Akron (31) vs. Memphis (38) (Motor City, 2005) (34-59-0)
 454—John Walsh, Brigham Young (31) vs. Oklahoma (6) (Copper, 1994) (31-45-0)
 452—(D) Whitt Taylor, Vanderbilt (28) vs. Air Force (36) (Hall of Fame, 1982) (38-51-3)
 451—Browning Nagle, Louisville (34) vs. Alabama (7) (Fiesta, 1991) (20-33-1)
 447—Buster O'Brien, Richmond (49) vs. Ohio (42) (Tangerine, 1968) (39-58-2)

MOST NET PASSING YARDS, ONE QUARTER

- 223—Browning Nagle, Louisville (34) vs. Alabama (7) (Fiesta, 1991) (1st, 9 of 16)
 202—(D) Bret Stafford, Texas (32) vs. Pittsburgh (27) (Bluebonnet, 1987) (1st)

MOST TOUCHDOWN PASSES THROWN

- 6—(D) Chuck Long, Iowa (55) vs. Texas (17) (Freedom, 1984) (6, 11, 33, 49, 4, 15 yards)
 5—Bruce Gradkowski, Toledo (45) vs. UTEP (13) (GMAC, 2005) (10, 33, 31, 22, 13 yards)
 5—Matt Leinart, Southern California (55) vs. Oklahoma (19) (Orange, 2005) (33, 54, 5, 33, 4 yards)
 5—Omar Jacobs, Bowling Green (52) vs. Memphis (35) (GMAC, 2004) (18, 36, 31, 17, 13 yards)
 5—Paul Pinegar, Fresno St. (37) vs. Virginia (34) (ot) (MPC Computers, 2004) (13, 22, 22, 3, 25 yards)
 5—Philip Rivers, North Carolina St. (56) vs. Kansas (26) (Tangerine, 2003) (45, 14, 3, 40, 21 yards)
 5—Timmy Chang, Hawaii (54) vs. Houston (48) (3 ot) (Hawaii, 2003) (48, 7, 4, 11, 18 yards)
 5—Brad Lewis, West Virginia (49) vs. Mississippi (38) (Music City, 2000) (40, 11, 35, 60, 10 yards)
 5—Peter Tom Willis, Florida St. (41) vs. Nebraska (17) (Fiesta, 1990)
 5—Steve Tensi, Florida St. (36) vs. Oklahoma (19) (Gator, Jan. 2, 1965)

MOST PASSES HAD INTERCEPTED**(Followed by Comp.-Att.-Int.)**

- 6—Bruce Lee, Arizona (10) vs. Auburn (34) (Sun, 1968) (6-24-6)
 5—Wade Hill, Arkansas (15) vs. Georgia (24) (Independence, 1991) (12-31-5)
 5—Kevin Murray, Texas A&M (12) vs. Ohio St. (28) (Cotton, 1987) (12-31-5)
 5—Viny Testaverde, Miami (Fla.) (10) vs. Penn St. (14) (Fiesta, 1987) (26-50-5)
 5—Jeff Wickersham, LSU (10) vs. Nebraska (28) (Sugar, 1985) (20-38-5)
 5—(D) Steve Clarkson, San Jose St. (25) vs. Toledo (27) (California, 1981) (43-62-5)
 5—Terry McMillan, Missouri (3) vs. Penn St. (6) (Orange, 1975) (6-28-5)
 5—Paul Gilbert, Georgia (6) vs. Nebraska (45) (Sun, 1969) (10-30-5)

HIGHEST COMPLETION PERCENTAGE**(Minimum 10 Attempts) (Followed by Comp.-Att.-Int.)**

- .929—Mike Bobo, Georgia (33) vs. Wisconsin (6) (Outback, 1998) (26-28-0)
 .917—Bobby Layne, Texas (40) vs. Missouri (27) (Cotton, 1946) (11-12-0)
 .900—Ken Ploen, Iowa (35) vs. Oregon St. (19) (Rose, 1957) (9-10-0)
 .846—Tom Sorley, Nebraska (21) vs. North Carolina (17) (Liberty, 1977) (11-13-0)
 .833—Mike Gundy, Oklahoma St. (62) vs. Wyoming (14) (Holiday, 1988) (20-24-0)
 .833—Richard Todd, Alabama (13) vs. Penn St. (6) (Sugar, 1975) (10-12-0)
 .822—Philip Rivers, North Carolina St. (56) vs. Kansas (26) (Tangerine, 2003) (37-45-0)
 .818—Mark Farris, Texas A&M (41) vs. Mississippi St. (43) (ot) (Independence, 2000) (9-11-1)
 .818—Bucky Richardson, Texas A&M (65) vs. Brigham Young (14) (Holiday, 1990) (9-11-0)
 .806—Cale Gundy, Oklahoma (48) vs. Virginia (14) (Gator, Dec. 29, 1991) (25-31-0)

MOST YARDS PER PASS ATTEMPT**(Minimum 10 Attempts)**

- 21.3—(D) Chris McCoy, Navy (42) vs. California (38) (Aloha, 1996) (13 for 277)
 19.4—Tony Rice, Notre Dame (34) vs. West Virginia (21) (Fiesta, 1989) (11 for 213)

- 18.7—Frank Sinkwich, Georgia (40) vs. TCU (26) (Orange, 1942) (13 for 243)
 18.5—Bucky Richardson, Texas A&M (65) vs. Brigham Young (14) (Holiday, 1990) (11 for 203)
 17.3—Don Rumley, New Mexico (34) vs. Denver (24) (Sun, 1946) (12 for 207)
 17.1—Chad Pennington, Marshall (48) vs. Louisville (29) (Motor City, 1998) (24 for 411)
 16.7—Blane Morgan, Air Force (45) vs. Washington (25) (Oahu, 1998) (16 for 267)
 16.4—(D) Rob Hertel, Southern California (47) vs. Texas A&M (28) (Bluebonnet, 1977) (15 for 246)
 15.4—James Street, Texas (36) vs. Tennessee (13) (Cotton, 1969) (13 for 200)
 15.4—Tee Martin, Tennessee (23) vs. Florida St. (16) (Fiesta, 1999) (11 for 278)

MOST YARDS PER PASS COMPLETION**(Minimum 7 Completions)**

- 30.8—(D) Chris McCoy, Navy (42) vs. California (38) (Aloha, 1996) (9 for 277)
 30.4—Duke Carlisle, Texas (28) vs. Navy (6) (Cotton, 1964) (7 for 213)
 30.4—Tony Rice, Notre Dame (34) vs. West Virginia (21) (Fiesta, 1989) (7 for 213)
 28.6—James Street, Texas (36) vs. Tennessee (13) (Cotton, 1969) (7 for 200)
 27.2—Chris Rix, Florida St. (30) vs. Virginia Tech (17) (Gator, 2002) (12 for 326)
 27.0—Frank Sinkwich, Georgia (40) vs. TCU (26) (Orange, 1942) (9 for 243)

Receiving**MOST PASS RECEPTIONS**

- 20—(D) Norman Jordan, Vanderbilt (28) vs. Air Force (36) (Hall of Fame, 1982) (173 yards)
 20—Walker Gillette, Richmond (49) vs. Ohio (42) (Tangerine, 1968) (242 yards)
 18—(D) Gerald Willhite, San Jose St. (25) vs. Toledo (27) (California, 1981) (124 yards)
 16—Travis LaTendresse, Utah (38) vs. Georgia Tech (10) (Emerald, 2005) (214 yards)
 16—Samie Parker, Oregon (30) vs. Minnesota (31) (Sun, 2003) (200 yards)
 15—Paris Warren, Utah (35) vs. Pittsburgh (7) (Fiesta, 2005) (198 yards)
 15—Denero Marriott, Marshall (64) vs. East Caro. (61) (2 ot) (GMAC, 2001) (234 yards)
 15—(D) Stephone Paige, Fresno St. (29) vs. Bowling Green (28) (California, 1982) (246 yards)
 14—Josh Reed, LSU (47) vs. Illinois (34) (Sugar, 2002) (239 yards)
 14—Alex Van Dyke, Nevada (37) vs. Toledo (40) (ot) (Las Vegas, 1995) (176 yards)
 14—J.J. Stokes, UCLA (16) vs. Wisconsin (21) (Rose, 1994) (176 yards)
 14—Ron Sellers, Florida St. (17) vs. Penn St. (17) (Gator, 1967) (145 yards)

MOST PASS RECEIVING YARDS

- 299—(D) Rodney Wright, Fresno St. (35) vs. Michigan St. (44) (Silicon Valley, 2001) (13 catches)
 270—(D) Charles Rogers, Michigan St. (44) vs. Fresno St. (35) (Silicon Valley, 2001) (10 catches)
 252—Andre Rison, Michigan St. (27) vs. Georgia (34) (Gator, Jan. 1, 1989) (9 catches)
 246—(D) Stephone Paige, Fresno St. (29) vs. Bowling Green (28) (California, 1982) (15 catches)
 242—(D) Tony Jones, Texas (32) vs. Pittsburgh (27) (Bluebonnet, 1987) (8 catches)
 242—Walker Gillette, Richmond (49) vs. Ohio (42) (Tangerine, 1968) (20 catches)
 239—Josh Reed, LSU (47) vs. Illinois (34) (Sugar, 2002) (14 catches)
 234—Denero Marriott, Marshall (64) vs. East Caro. (61) (2 ot) (GMAC, 2001) (15 catches)
 223—Rashaun Woods, Oklahoma St. (28) vs. Mississippi (31) (Cotton, 2004) (11 catches)
 222—Keyshawn Johnson, Southern California (55) vs. Texas Tech (14) (Cotton, 1995) (8 catches)
 216—Keyshawn Johnson, Southern California (41) vs. Northwestern (32) (Rose, 1996) (12 catches)
 214—Travis LaTendresse, Utah (38) vs. Georgia Tech (10) (Emerald, 2005) (16 catches)
 212—Phillip Bobo, Washington St. (31) vs. Utah (28) (Copper, 1992) (7 catches)
 210—Brandon Marshall, UCF (48) vs. Nevada (49) (ot) (Hawaii, 2005) (11 catches)
 206—Damell McDonald, Kansas St. (35) vs. Syracuse (18) (Fiesta, 1997) (7 catches)
 201—(D) Bob McChesney, Hardin-Simmons (49) vs. Wichita St. (12) (Camellia, 1948) (8 catches)
 200—Samie Parker, Oregon (30) vs. Minnesota (31) (Sun, 2003) (16 catches)
 199—Andre Johnson, Miami (Fla.) (37) vs. Nebraska (14) (Rose, 2002) (7 catches)
 199—Peerless Price, Tennessee (23) vs. Florida St. (16) (Fiesta, 1999) (4 catches)
 198—Paris Warren, Utah (35) vs. Pittsburgh (7) (Fiesta, 2005) (15 catches)

HIGHEST AVERAGE PER RECEPTION**(Minimum 3 Receptions)**

- 52.3—(D) Jason Anderson, Wake Forest (38) vs. Oregon (17) (Seattle, 2002) (3 for 157)
 52.3—Phil Harris, Texas (28) vs. Navy (6) (Cotton, 1964) (3 for 157)
 49.8—Peerless Price, Tennessee (23) vs. Florida St. (16) (Fiesta, 1999) (4 for 199)
 48.8—Javon Walker, Florida St. (30) vs. Virginia Tech (17) (Gator, 2002) (4 for 195)
 42.0—Josh Morgan, Virginia Tech (13) vs. Auburn (16) (Sugar, 2005) (3 for 126)
 39.7—Ike Hilliard, Florida (17) vs. Florida St. (23) (Sugar, Jan. 2, 1995) (3 for 119)
 38.8—(D) Cory Schemm, Navy (42) vs. California (38) (Aloha, 1996) (5 for 194)
 38.7—(D) Anthony Hancock, Tennessee (22) vs. Purdue (27) (Bluebonnet, 1979) (3 for 116)
 36.4—Rob Turner, Indiana (34) vs. South Carolina (10) (Liberty, 1988) (5 for 182)
 36.3—Clarence Cannon, Boston College (31) vs. Virginia (13) (Carquest, 1994) (3 for 109)

MOST TOUCHDOWNS RECEIVING

- 4—Travis LaTendresse, Utah (38) vs. Georgia Tech (10) (Emerald, 2005) (16 catches)
 4—Fred Biletnikoff, Florida St. (36) vs. Oklahoma (19) (Gator, Jan. 2, 1965) (13 catches)
 4—(D) Bob McChesney, Hardin-Simmons (49) vs. Wichita St. (12) (Camellia, 1948) (8 catches)

- 3—Brandon Marshall, UCF (48) vs. Nevada (49) (ot) (Hawaii, 2005) (11 catches)
 3—Steve Smith, Southern California (55) vs. Oklahoma (19) (Orange, 2005) (7 catches)
 3—Braylon Edwards, Michigan (37) vs. Texas (38) (Rose, 2005) (10 catches)
 3—Jason Rivers, Hawaii (54) vs. Houston (48) (3 ot) (Hawaii, 2003) (7 catches)
 3—J.R. Russell, Louisville (28) vs. Miami (Ohio) (49) (GMAC, 2003) (7 catches)
 3—Plaxico Burress, Michigan St. (37) vs. Florida (34) (Florida Citrus, 2000) (13 catches)
 3—Travis Taylor, Florida (34) vs. Michigan St. (37) (Florida Citrus, 2000) (11 catches)
 3—David Terrell, Michigan (35) vs. Alabama (34) (ot) (Orange, 2000) (10 catches)
 3—Darnell McDonald, Kansas St. (35) vs. Syracuse (18) (Fiesta, 1997) (7 catches)
 3—Ike Hilliard, Florida (52) vs. Florida St. (20) (Sugar, 1997) (7 catches)
 3—Keyshawn Johnson, Southern California (55) vs. Texas Tech (14) (Cotton, 1995) (8 catches)
 3—(D) Ken Ealy, Central Mich. (24) vs. San Jose St. (48) (California, 1990) (7 catches)
 3—Wendell Davis, LSU (30) vs. South Carolina (13) (Gator, 1987) (9 catches)
 3—(D) Anthony Allen, Washington (21) vs. Maryland (20) (Aloha, 1982) (8 catches)
 3—(D) Norman Jordan, Vanderbilt (28) vs. Air Force (36) (Hall of Fame, 1982) (20 catches)
 3—(D) Dwayne Dixon, Florida (24) vs. Arkansas (28) (Bluebonnet, 1982) (8 catches)
 3—(D) Mervyn Fernandez, San Jose St. (25) vs. Toledo (27) (California, 1981) (9 catches)
 3—Clay Brown, Brigham Young (46) vs. SMU (45) (Holiday, 1980) (5 catches)
 3—Elliott Walker, Pittsburgh (34) vs. Clemson (3) (Gator, 1977) (6 catches)
 3—Rhett Dawson, Florida St. (38) vs. Arizona St. (45) (Fiesta, 1971) (8 catches)
 3—George Hannen, Davidson (33) vs. Toledo (56) (Tangerine, 1969)
 3—Todd Snyder, Richmond (49) vs. Ohio (42) (Tangerine, 1968)

Scoring

MOST POINTS SCORED

- 30—Reggie Campbell, Navy (51) vs. Colorado St. (30) (Poinsettia, 2005) (5 TDs)
 30—Steven Jackson, Oregon St. (55) vs. New Mexico (14) (Las Vegas, 2003) (5 TDs)
 30—(D) Sheldon Canley, San Jose St. (48) vs. Central Mich. (24) (California, 1990) (5 TDs)
 30—Barry Sanders, Oklahoma St. (62) vs. Wyoming (14) (Holiday, 1988) (5 TDs)
 28—Bobby Layne, Texas (40) vs. Missouri (27) (Cotton, 1946) (4 TDs, 4 PATs)
 25—Neil Snow, Michigan (49) vs. Stanford (0) (Rose, 1902) (5 five-point TDs)
 24—Travis LaTendresse, Utah (38) vs. Georgia Tech (10) (Emerald, 2005) (4 TDs)
 24—Vince Young, Texas (38) vs. Michigan (37) (Rose, 2005) (4 TDs)
 24—P.J. Daniels, Georgia Tech (52) vs. Tulsa (10) (Humanitarian, 2004) (4 TDs)
 24—Chris Perry, Michigan (38) vs. Florida (30) (Outback, 2003) (4 TDs)
 24—Wali Lundy, Virginia (48) vs. West Virginia (22) (Continental Tire, 2002) (4 TDs)
 24—Domanick Davis, LSU (47) vs. Illinois (34) (Sugar, 2002) (4 TDs)
 24—Ron Dayne, Wisconsin (38) vs. UCLA (31) (Rose, 1999) (4 TDs)
 24—Byron Hanspard, Texas Tech (55) vs. Air Force (41) (Copper, 1995) (4 TDs)
 24—Wasean Tait, Toledo (40) vs. Nevada (37) (ot) (Las Vegas, 1995) (4 TDs)
 24—(D) Ron Jackson, Tulsa (28) vs. San Diego St. (17) (Freedom, 1991) (4 TDs)
 24—(D) James Gray, Texas Tech (49) vs. Duke (21) (All-American, 1989) (4 TDs)
 24—Thurman Thomas, Oklahoma St. (35) vs. West Virginia (33) (John Hancock Sun, 1987) (4 TDs)
 24—Eric Ball, UCLA (45) vs. Iowa (28) (Rose, 1986) (4 TDs)
 24—Terry Miller, Oklahoma St. (49) vs. Brigham Young (21) (Tangerine, 1976) (4 TDs)
 24—Sam Cunningham, Southern California (42) vs. Ohio St. (17) (Rose, 1973) (4 TDs)
 24—Johnny Rodgers, Nebraska (40) vs. Notre Dame (6) (Orange, 1973) (4 TDs)
 24—Woody Green, Arizona St. (49) vs. Missouri (35) (Fiesta, 1972) (4 TDs)
 24—Charles Cole, Toledo (56) vs. Davidson (33) (Tangerine, 1969) (4 TDs)
 24—Fred Biletnikoff, Florida St. (36) vs. Oklahoma (19) (Gator, Jan. 2, 1965) (4 TDs)
 24—Joe Lopasky, Houston (49) vs. Miami (Ohio) (21) (Tangerine, 1962) (4 TDs)
 24—(D) Gene Shannon, Houston (26) vs. Dayton (21) (Salad, 1952) (4 TDs)
 24—(D) Bob McChesney, Hardin-Simmons (49) vs. Wichita St. (12) (Camellia, 1948) (4 TDs)

MOST POINTS RESPONSIBLE FOR

(TDs Scored & Passed For, Extra Points, and FGs)

- 40—Bobby Layne, Texas (40) vs. Missouri (27) (Cotton, 1946) (18 rush, 12 pass, 6 receiving and 4 PATs)
 36—(D) Chuck Long, Iowa (55) vs. Texas (17) (Freedom, 1984) (36 pass)
 30—Reggie Campbell, Navy (51) vs. Colorado St. (30) (Poinsettia, 2005) (18 rush, 12 receiving)
 30—Matt Leinart, Southern California (55) vs. Oklahoma (19) (Orange, 2005) (30 pass)
 30—Vince Young, Texas (38) vs. Michigan (37) (Rose, 2005) (24 rush, 6 pass)
 30—Omar Jacobs, Bowling Green (52) vs. Memphis (35) (GMAC, 2004) (30 pass)
 30—Timmy Chang, Hawaii (59) vs. UAB (40) (Hawaii, 2004) (24 pass, 6 rush)
 30—Paul Pinear, Fresno St. (37) vs. Virginia (34) (ot) (MPC Computers, 2004) (30 pass)
 30—Philip Rivers, North Carolina St. (56) vs. Kansas (26) (Tangerine, 2003) (30 pass)
 30—Timmy Chang, Hawaii (54) vs. Houston (48) (3 ot) (Hawaii, 2003) (30 pass)
 30—Steven Jackson, Oregon St. (55) vs. New Mexico (14) (Las Vegas, 2003) (24 rush, 6 receiving)
 30—Byron Leftwich, Marshall (64) vs. East Caro. (61) (2 ot) (GMAC, 2001) (24 pass, 6 rush)
 30—Casey Clausen, Tennessee (45) vs. Michigan (17) (Florida Citrus, 2002) (18 pass, 12 rush)
 30—Michael Bishop, Kansas St. (35) vs. Syracuse (18) (Fiesta, 1997) (24 pass, 6 rush)
 30—Jeff Blake, East Caro. (37) vs. North Carolina St. (34) (Peach, 1992) (24 pass, 6 rush)
 30—(D) Sheldon Canley, San Jose St. (48) vs. Central Mich. (24) (California, 1990) (24 rush, 6 receiving)

- 30—Peter Tom Willis, Florida St. (41) vs. Nebraska (17) (Fiesta, 1990) (30 pass)
 30—Barry Sanders, Oklahoma St. (62) vs. Wyoming (14) (Holiday, 1988) (30 rush)
 30—Johnny Rodgers, Nebraska (40) vs. Notre Dame (6) (Orange, 1973) (18 rush, 6 pass, 6 receiving)
 30—Steve Tensi, Florida St. (36) vs. Oklahoma (19) (Gator, Jan. 2, 1965) (30 pass)

MOST TOUCHDOWNS

- 5—Reggie Campbell, Navy (51) vs. Colorado St. (30) (Poinsettia, 2005) (3 rush, 2 catch)
 5—Steven Jackson, Oregon St. (55) vs. New Mexico (14) (Las Vegas, 2003) (4 rush, 1 catch)
 5—(D) Sheldon Canley, San Jose St. (48) vs. Central Mich. (24) (California, 1990) (4 rush, 1 catch)
 5—Barry Sanders, Oklahoma St. (62) vs. Wyoming (14) (Holiday, 1988) (5 rush)
 5—Neil Snow, Michigan (49) vs. Stanford (0) (Rose, 1902) (5 rush five-point TDs)
 4—Travis LaTendresse, Utah (38) vs. Georgia Tech (10) (Emerald, 2005) (4 catch)
 4—Vince Young, Texas (38) vs. Michigan (37) (Rose, 2005) (4 rush)
 4—P.J. Daniels, Georgia Tech (52) vs. Tulsa (10) (Humanitarian, 2004) (4 rush)
 4—Chris Perry, Michigan (38) vs. Florida (30) (Outback, 2003) (4 rush)
 4—Wali Lundy, Virginia (48) vs. West Virginia (22) (Continental Tire, 2002) (2 rush, 2 catch)
 4—Domanick Davis, LSU (47) vs. Illinois (34) (Sugar, 2002) (4 rush)
 4—Ron Dayne, Wisconsin (38) vs. UCLA (31) (Rose, 1999) (4 rush)
 4—Byron Hanspard, Texas Tech (55) vs. Air Force (41) (Copper, 1995) (4 rush)
 4—Wasean Tait, Toledo (40) vs. Nevada (37) (ot) (Las Vegas, 1995) (4 rush)
 4—(D) Ron Jackson, Tulsa (28) vs. San Diego St. (17) (Freedom, 1991) (4 rush)
 4—(D) James Gray, Texas Tech (49) vs. Duke (21) (All-American, 1989) (4 rush)
 4—Thurman Thomas, Oklahoma St. (35) vs. West Virginia (33) (John Hancock Sun, 1987) (4 rush)
 4—Eric Ball, UCLA (45) vs. Iowa (28) (Rose, 1986) (4 rush)
 4—Terry Miller, Oklahoma St. (49) vs. Brigham Young (21) (Tangerine, 1976) (4 rush)
 4—Sam Cunningham, Southern California (42) vs. Ohio St. (17) (Rose, 1973) (4 rush)
 4—Johnny Rodgers, Nebraska (40) vs. Notre Dame (6) (Orange, 1973) (3 rush, 1 catch)
 4—Woody Green, Arizona St. (49) vs. Missouri (35) (Fiesta, 1972) (4 rush)
 4—Charles Cole, Toledo (56) vs. Davidson (33) (Tangerine, 1969) (4 rush)
 4—Fred Biletnikoff, Florida St. (36) vs. Oklahoma (19) (Gator, Jan. 2, 1965) (4 catch)
 4—Joe Lopasky, Houston (49) vs. Miami (Ohio) (21) (Tangerine, 1962) (2 rush, 1 catch, 1 punt return)
 4—(D) Gene Shannon, Houston (26) vs. Dayton (21) (Salad, 1952) (4 rush)
 4—(D) Bob McChesney, Hardin-Simmons (49) vs. Wichita St. (12) (Camellia, 1948) (4 catch)
 4—Bobby Layne, Texas (40) vs. Missouri (27) (Cotton, 1946) (3 rush, 1 catch)
 4—(D) Alvin McMillin, Centre (63) vs. TCU (7) (Fort Worth Classic, 1921) (4 rush)

MOST TWO-POINT CONVERSIONS

- 2—Ernie Davis, Syracuse (23) vs. Texas (14) (Cotton, 1960) (2 pass receptions)

Kicking

MOST FIELD GOALS ATTEMPTED

- 6—Mason Crosby, Colorado (33) vs. UTEP (28) (Houston, 2004) (4 made)
 6—Kyle Bryant, Texas A&M (22) vs. Michigan (20) (Alamo, 1995) (5 made)
 6—Jess Atkinson, Maryland (23) vs. Tennessee (30) (Florida Citrus, 1983) (5 made)
 5—Jesse Ainsworth, Arizona St. (27) vs. Purdue (23) (Sun, 2004) (2 made)
 5—Matt Nuzie, Connecticut (39) vs. Toledo (10) (Motor City, 2004) (4 made)
 5—Billy Bennett, Georgia (26) vs. Florida St. (13) (Sugar, 2003) (4 made)
 5—Dan Nystrom, Minnesota (29) vs. Arkansas (14) (Music City, 2002) (5 made)
 5—Nate Kaeding, Iowa (19) vs. Texas Tech (16) (Alamo, 2001) (4 made)
 5—Travis Forney, Penn St. (26) vs. Kentucky (14) (Outback, 1999) (4 made)
 5—Chad Holcomb, East Caro. (19) vs. Stanford (13) (Liberty, 1995) (4 made)
 5—Dan Mowrey, Florida St. (23) vs. Florida (17) (Sugar, Jan. 2, 1995) (3 made)
 5—Tim Rogers, Mississippi St. (24) vs. North Carolina St. (28) (Peach, Jan. 1, 1995) (5 made)
 5—Scott Bentley, Florida St. (18) vs. Nebraska (16) (Orange, 1994) (4 made)
 5—Arden Czyzewski, Florida (28) vs. Notre Dame (39) (Sugar, 1992) (5 made)
 5—George Hunt, Tennessee (34) vs. Air Force (13) (Sugar, 1971) (2 made)
 5—Bob White, Arkansas (16) vs. Georgia (2) (Sugar, 1969) (3 made)
 5—Tim Davis, Alabama (12) vs. Mississippi (7) (Sugar, 1964) (4 made)

MOST FIELD GOALS MADE

- 5—Dan Nystrom, Minnesota (29) vs. Arkansas (14) (Music City, 2002) (24, 45, 21, 22, 29 yards)
 5—Kyle Bryant, Texas A&M (22) vs. Michigan (20) (Alamo, 1995) (27, 49, 47, 31, 37 yards)
 5—Tim Rogers, Mississippi St. (24) vs. North Carolina St. (28) (Peach, Jan. 1, 1995) (37, 21, 29, 36, 30 yards)
 5—Arden Czyzewski, Florida (28) vs. Notre Dame (39) (Sugar, 1992) (26, 24, 36, 37, 24 yards)
 5—Jess Atkinson, Maryland (23) vs. Tennessee (30) (Florida Citrus, 1983) (18, 48, 31, 22, 26 yards)
 4—Jeremy Ito, Rutgers (40) vs. Arizona St. (45) (Insight, 2005) (25, 23, 52, 48 yards)
 4—Mason Crosby, Colorado (33) vs. UTEP (28) (Houston, 2004) (26, 54, 37, 20 yards)
 4—Matt Nuzie, Connecticut (39) vs. Toledo (10) (Motor City, 2004) (35, 37, 25, 36 yards)
 4—Mike Nugent, Ohio St. (33) vs. Oklahoma St. (7) (Alamo, 2004) (37, 35, 41, 36 yards)
 4—Billy Bennett, Georgia (26) vs. Florida St. (13) (Sugar, 2003) (23, 42, 25, 35 yards)
 4—Luke Phillips, Oklahoma St. (33) vs. Southern Miss. (23) (Houston, 2002) (46, 52, 29, 23 yards)

- 4—Drew Dunning, Washington St. (33) vs. Purdue (27) (Sun, 2001) (47, 34, 30, 37 yards)
 4—Nate Kaeding, Iowa (19) vs. Texas Tech (16) (Alamo, 2001) (36, 31, 46, 47 yards)
 4—Kevin Miller, East Caro. (61) vs. Marshall (64) (2 of) (GMAC, 2001) (25, 22, 32, 37 yards)
 4—Travis Forney, Penn St. (26) vs. Kentucky (14) (Outback, 1999) (43, 26, 21, 25 yards)
 4—Chad Holcomb, East Caro. (19) vs. Stanford (13) (Liberty, 1995) (46, 26, 41, 34 yards)
 4—Kanon Parkman, Georgia (27) vs. Virginia (34) (Peach, Dec. 30, 1995) (36, 37, 20, 42 yards)
 4—Scott Bentley, Florida St. (18) vs. Nebraska (16) (Orange, 1994) (34, 25, 39, 22 yards)
 4—Tim Lashar, Oklahoma (25) vs. Penn St. (10) (Orange, 1986) (26, 31, 21, 22 yards)
 4—(D) Todd Gregoire, Wisconsin (19) vs. Kentucky (20) (Hall of Fame, 1984) (40, 27, 20, 40 yards)
 4—David Hardy, Texas A&M (33) vs. Oklahoma St. (16) (Independence, 1981) (33, 32, 50, 18 yards)
 4—Paul Woodside, West Virginia (26) vs. Florida (6) (Peach, Dec. 31, 1981) (35, 42, 49, 24 yards)
 4—Bob Lucchesi, Missouri (19) vs. Southern Miss. (17) (Tangerine, 1981) (45, 41, 30, 28 yards)
 4—Dale Castro, Maryland (20) vs. Florida (35) (Tangerine, 1980) (35, 27, 27, 43 yards)
 4—Paul Rogers, Nebraska (45) vs. Georgia (6) (Sun, 1969) (50, 32, 42, 37 yards, all in 1st quarter)
 4—Tim Davis, Alabama (12) vs. Mississippi (7) (Sugar, 1964) (31, 46, 22, 48 yards)

MOST EXTRA-POINT KICK ATTEMPTS

- 9—Josh Brown, Nebraska (66) vs. Northwestern (17) (Alamo, 2000) (9 made)
 9—Neil Rackers, Illinois (63) vs. Virginia (21) (Micronpc.com, 1999) (9 made)
 9—Layne Talbot, Texas A&M (65) vs. Brigham Young (14) (Holiday, 1990) (9 made)
 9—Bobby Luna, Alabama (61) vs. Syracuse (6) (Orange, 1953) (7 made)
 9—(D) James Weaver, Centre (63) vs. TCU (7) (Fort Worth Classic, 1921) (9 made)
 8—Justin Ayat, Hawaii (59) vs. UAB (40) (Hawaii, 2004) (8 made)
 8—Adam Kiker, North Carolina St. (56) vs. Kansas (26) (Tangerine, 2003) (8 made)
 8—Jeff Chandler, Florida (56) vs. Maryland (23) (Orange, 2002) (8 made)
 8—Jeremy Aldrich, Colorado (62) vs. Boston College (28) (Insight.com, 1999) (8 made)
 8—Cary Blanchard, Oklahoma St. (62) vs. Wyoming (14) (Holiday, 1988) (8 made)
 8—Ken Crots, Toledo (56) vs. Davidson (33) (Tangerine, 1969) (8 made)

MOST EXTRA-POINT KICKS MADE

- 9—Josh Brown, Nebraska (66) vs. Northwestern (17) (Alamo, 2000) (9 attempts)
 9—Neil Rackers, Illinois (63) vs. Virginia (21) (Micronpc.com, 1999) (9 attempts)
 9—Layne Talbot, Texas A&M (65) vs. Brigham Young (14) (Holiday, 1990) (9 attempts)
 9—(D) James Weaver, Centre (63) vs. TCU (7) (Fort Worth Classic, 1921) (9 attempts)
 8—Justin Ayat, Hawaii (59) vs. UAB (40) (Hawaii, 2004) (8 attempts)
 8—Adam Kiker, North Carolina St. (56) vs. Kansas (26) (Tangerine, 2003) (8 attempts)
 8—Jeff Chandler, Florida (56) vs. Maryland (23) (Orange, 2002) (8 attempts)
 8—Jeremy Aldrich, Colorado (62) vs. Boston College (28) (Insight.com, 1999) (8 attempts)
 8—Cary Blanchard, Oklahoma St. (62) vs. Wyoming (14) (Holiday, 1988) (8 attempts)
 8—Ken Crots, Toledo (56) vs. Davidson (33) (Tangerine, 1969) (8 attempts)

MOST POINTS BY A KICKER

- 19—Kevin Miller, East Caro. (61) vs. Marshall (64) (2 of) (GMAC, 2001) (4 FGs, 7 PATs)
 17—Dan Nystrom, Minnesota (29) vs. Arkansas (14) (Music City, 2002) (5 FGs, 2 PATs)
 16—Jeremy Ito, Rutgers (40) vs. Arizona St. (45) (Insight, 2005) (4 FGs, 4 PATs)
 16—Kyle Bryant, Texas A&M (22) vs. Michigan (20) (Alamo, 1995) (5 FGs, 1 PAT)
 16—Tim Rogers, Mississippi St. (24) vs. North Carolina St. (28) (Peach, Jan. 1, 1995) (5 FGs, 1 PAT)
 16—Arden Czyzewski, Florida (28) vs. Notre Dame (39) (Sugar, 1992) (5 FGs, 1 PAT)
 15—Mason Crosby, Colorado (33) vs. UTEP (28) (Houston, 2004) (4 FGs, 3 PATs)
 15—Mike Nugent, Ohio St. (33) vs. Oklahoma St. (7) (Alamo, 2004) (4 FGs, 3 PATs)
 15—Matt Nuzie, Connecticut (39) vs. Toledo (10) (Motor City, 2004) (4 FGs, 3 PATs)
 15—Sandro Sciortino, Boston College (51) vs. Toledo (25) (Motor City, 2002) (3 FGs, 6 PATs)
 15—Luke Phillips, Oklahoma St. (33) vs. Southern Miss. (23) (Houston, 2002) (4 FGs, 3 PATs)
 15—Drew Dunning, Washington St. (33) vs. Purdue (27) (Sun, 2001) (4 FGs, 3 PATs)
 15—(D) Jeremy Aldrich, Colorado (51) vs. Oregon (43) (Aloha, 1998) (3 FGs, 6 PATs)
 15—Jesse Atkinson, Maryland (23) vs. Tennessee (30) (Florida Citrus, 1983) (5 FGs)
 15—David Hardy, Texas A&M (33) vs. Oklahoma St. (16) (Independence, 1981) (4 FGs, 3 PATs)
 15—Paul Rogers, Nebraska (45) vs. Georgia (6) (John Hancock, 1969) (4 FGs, 3 PATs)
 14—Billy Bennett, Georgia (26) vs. Florida St. (13) (Sugar, 2003) (4 FGs, 2 PATs)
 14—Jeremy Aldrich, Colorado (62) vs. Boston College (28) (Insight.com, 1999) (2 FGs, 8 PATs)
 14—Cary Blanchard, Oklahoma St. (62) vs. Wyoming (14) (Holiday, 1988) (2 FGs, 8 PATs)
 14—Paul Woodside, West Virginia (26) vs. Florida (6) (Peach, Dec. 31, 1981) (4 FGs, 2 PATs)

Punting

MOST PUNTS

- 21—Everett Sweeney, Michigan (49) vs. Stanford (0) (Rose, 1902)
 16—Lem Pratt, New Mexico St. (14) vs. Hardin-Simmons (14) (Sun, 1936) (38.4 average)
 14—Sammy Baugh, TCU (3) vs. LSU (2) (Sugar, 1936)

- 13—Hugh Keeney, Rice (8) vs. Tennessee (0) (Orange, 1947)
 13—N.A. Keithley, Tulsa (6) vs. Texas Tech (0) (Sun, 1942) (37.0 average)
 13—Hugh McCullough, Oklahoma (0) vs. Tennessee (17) (Orange, 1939) (40.6 average)
 13—Tyler, Hardin-Simmons (14) vs. New Mexico St. (14) (Sun, 1936) (45.2 average)
 13—(D) Tom Murphy, Arkansas (7) vs. Centenary (La.) (7) (Dixie Classic, 1934) (44.0 average)
 12—Mitch Berger, Colorado (25) vs. Alabama (30) (Blockbuster, 1991) (41.0 average)
 12—Bob Parsons, Penn St. (10) vs. Missouri (3) (Orange, 1970) (42.6 average)
 12—Jim Callahan, Texas Tech (0) vs. Tulsa (6) (Sun, 1942) (43.0 average)
 12—Mike Palm, Penn St. (3) vs. Southern California (14) (Rose, 1923)

HIGHEST AVERAGE PER PUNT

(Minimum 5 Punts)

- 53.8—Mat McBriar, Hawaii (28) vs. Tulane (36) (Hawaii, 2002) (5 for 269)
 52.7—Des Koch, Southern California (7) vs. Wisconsin (0) (Rose, 1953) (7 for 369) (adjusted to current statistical rules)
 52.4—Mike Sochko, Maryland (21) vs. Houston (30) (Cotton, 1977) (5 for 262)
 52.3—Chris Hogue, Tennessee (17) vs. Nebraska (42) (Orange, 1998) (6 for 314)
 52.0—Nick Gallery, Iowa (27) vs. Texas Tech (0) (Alamo, 1996) (5 for 260)
 51.5—Sam Koch, Nebraska (32) vs. Michigan (28) (Alamo, 2005) (8 for 412)
 51.5—Nick Pietsch, Colorado (51) vs. Oregon (43) (Aloha, 1998) (6 for 309)
 51.0—Chris Claus, Penn St. (10) vs. Clemson (35) (Florida Citrus, 1988) (5 for 255)
 50.2—(D) Jose Arroyo, Oregon (17) vs. Wake Forest (38) (Seattle, 2002) (6 for 301)
 50.2—Curtis Head, Marshall (38) vs. Louisville (15) (GMAC, 2002) (6 for 301)
 50.0—Nic Schmitt, Virginia Tech (35) vs. Louisville (24) (Gator, 2006) (6 for 300)
 50.0—Dana Moore, Mississippi St. (17) vs. Nebraska (31) (Sun, 1980) (5 for 250)

Punt Returns

MOST PUNT RETURNS

- 9—Buzy Rosenberg, Georgia (7) vs. North Carolina (3) (Gator, Dec. 31, 1971) (54 yards)
 9—Paddy Driscoll, Great Lakes (17) vs. Mare Island (0) (Rose, 1919) (115 yards)
 8—Thomas Lewis, Indiana (20) vs. Virginia Tech (45) (Independence, 1993) (58 yards)
 7—Willie Reid, Florida St. (23) vs. Penn St. (26) (3 of) (Orange, 2006) (180 yards)
 7—Steve Breaston, Michigan (28) vs. Nebraska (32) (Alamo, 2005) (72 yards)
 7—Quinton Jones, Boise St. (21) vs. Boston College (27) (MPC Computers, 2005) (151 yards)
 7—Curtis Fagan, Oklahoma (10) vs. Arkansas (3) (Cotton, 2002) (20 yards)
 7—Michael Waddell, North Carolina (16) vs. Auburn (10) (Peach, 2001) (66 yards)
 7—Roderick Hood, Auburn (10) vs. North Carolina (16) (Peach, 2001) (26 yards)
 6—Dimitrios Stanley, Ohio St. (14) vs. Tennessee (20) (Florida Citrus, 1996) (30 yards)
 6—Dale Carter, Tennessee (17) vs. Penn St. (42) (Fiesta, 1992)
 6—Joey Smith, Louisville (34) vs. Alabama (7) (Fiesta, 1991) (35 yards)
 6—David Palmer, Alabama (30) vs. Colorado (25) (Blockbuster, 1991) (74 yards)
 6—(D) Hesh Colar, San Jose St. (48) vs. Central Mich. (24) (California, 1990)
 6—David Kintigh, Miami (Fla.) (10) vs. Penn St. (14) (Fiesta, 1987) (32 yards)
 6—(D) Eric Metcalf, Texas (16) vs. Air Force (24) (Bluebonnet, 1985) (49 yards)
 6—Vai Sikahema, Brigham Young (7) vs. Ohio St. (10) (Florida Citrus, 1985)
 6—(D) Ray Horton, Washington (21) vs. Maryland (20) (Aloha, 1982) (28 yards)
 6—Bill Gribble, Washington St. (36) vs. Brigham Young (38) (Holiday, 1981) (39 yards)
 6—Johnny Rodgers, Nebraska (38) vs. Alabama (6) (Orange, 1972) (136 yards)
 6—Rick Sygar, Michigan (34) vs. Oregon St. (7) (Rose, 1965) (50 yards)
 6—Billy Hair, Clemson (0) vs. Miami (Fla.) (14) (Gator, 1952) (73 yards)
 6—Don Zimmerman, Tulane (12) vs. Southern California (21) (Rose, 1932)

MOST PUNT RETURN YARDS

- 180—Willie Reid, Florida St. (23) vs. Penn St. (26) (3 of) (Orange, 2006) (7 returns)
 151—Quinton Jones, Boise St. (21) vs. Boston College (27) (MPC Computers, 2005) (7 returns)
 136—Johnny Rodgers, Nebraska (38) vs. Alabama (6) (Orange, 1972) (6 returns)
 122—George Fleming, Washington (44) vs. Wisconsin (8) (Rose, 1960) (3 returns)
 122—Bobby Kellogg, Tulane (13) vs. Texas A&M (14) (Sugar, 1940) (5 returns)
 115—Paddy Driscoll, Great Lakes (17) vs. Mare Island (0) (Rose, 1919) (9 returns)
 110—James Henry, Southern Miss. (38) vs. UTEP (18) (Independence, 1988) (2 returns, touchdowns of 65 and 45 yards)
 108—Freddie Milons, Alabama (34) vs. Michigan (35) (ot) (Orange, 2000) (4 returns)
 106—Kevin Baugh, Penn St. (27) vs. Georgia (23) (Sugar, 1983) (5 returns)
 106—Steve Holden, Arizona St. (45) vs. Florida St. (38) (Fiesta, 1971) (3 returns)

HIGHEST PUNT RETURN AVERAGE

(Minimum 3 Returns)

- 40.7—George Fleming, Washington (44) vs. Wisconsin (8) (Rose, 1960) (3 for 122)
 35.3—Steve Holden, Arizona St. (45) vs. Florida St. (38) (Fiesta, 1971) (3 for 106)
 29.6—Shawn Summers, Tennessee (45) vs. Virginia Tech (23) (Gator, 1994) (3 for 89)
 27.7—Chad McCullar, Houston (48) vs. Hawaii (54) (3 of) (Hawaii, 2003) (3 for 83)
 27.0—Freddie Milons, Alabama (34) vs. Michigan (35) (ot) (Orange, 2000) (4 for 108)
 25.7—Willie Reid, Florida St. (23) vs. Penn St. (26) (3 of) (Orange, 2006) (7 for 180)
 25.3—Cory Rodgers, TCU (27) vs. Iowa St. (24) (Houston, 2005) (3 for 76)
 24.4—Bobby Kellogg, Tulane (13) vs. Texas A&M (14) (Sugar, 1940) (5 for 122)
 24.0—Roscoe Parrish, Miami (Fla.) (27) vs. Florida (10) (Peach, Dec. 31, 2004) (3 for 72)
 24.0—Ryne Robinson, Miami (Ohio) (13) vs. Iowa St. (17) (Independence, 2004) (3 for 72)
 24.0—Shayne Wasden, Auburn (31) vs. Ohio St. (14) (Hall of Fame, 1990) (3 for 72)

Kickoff Returns

MOST KICKOFF RETURNS

- 8—Todd Howard, Michigan (17) vs. Tennessee (45) (Florida Citrus, 2002) (125 yards)
 7—Ramonce Taylor, Texas (38) vs. Michigan (37) (Rose, 2005) (201 yards)
 7—Leodis McKelvin, Troy (21) vs. Northern Ill. (34) (Silicon Valley, 2004) (143 yards)

- 7—Dale Carter, Tennessee (17) vs. Penn St. (42) (Fiesta, 1992) (132 yards)
 7—(D) Jeff Snyder, Hawaii (13) vs. Michigan St. (33) (Aloha, 1989) (174 yards)
 7—Homer Jones, Brigham Young (37) vs. Indiana (38) (Holiday, 1979) (126 yards)
 6—George Hill, Colorado St. (30) vs. Navy (51) (Poinsettia, 2005) (116 yards)
 6—Steve Breaston, Michigan (37) vs. Texas (38) (Rose, 2005) (221 yards)
 6—Marshawn Lynch, California (31) vs. Texas Tech (45) (Holiday, 2004) (115 yards)
 6—John Randle, Kansas (26) vs. North Carolina St. (56) (Tangerine, 2003) (128 yards)
 6—Koren Robinson, North Carolina St. (38) vs. Minnesota (30) (Micronpc.com, 2000) (151 yards)
 6—Mike Rigell, Brigham Young (27) vs. Tulane (41) (Liberty, 1998) (220 yards)
 6—Dave Beazley, Northwestern (28) vs. Tennessee (48) (Florida Citrus, 1997) (137 yards)
 6—(D) Deltha O'Neal, California (38) vs. Navy (42) (Aloha, 1996) (186 yards)
 6—Eugene Napoleon, West Virginia (21) vs. Notre Dame (34) (Fiesta, 1989) (107 yards)
 6—Tim Brown, Notre Dame (10) vs. Texas A&M (35) (Cotton, 1988) (129 yards)
 6—Leroy Thompson, Penn St. (10) vs. Clemson (35) (Florida Citrus, 1988)
 6—(D) Anthony Roberson, Air Force (28) vs. Arizona St. (33) (Freedom, 1987) (109 yards)
 6—Casey Tiimalu, Brigham Young (17) vs. Ohio St. (47) (Holiday, 1982) (116 yards)
 6—Brian Nelson, Texas Tech (17) vs. Florida St. (40) (Tangerine, 1977) (143 yards)
 6—Wally Henry, UCLA (6) vs. Alabama (36) (Liberty, 1976)
 6—Steve Williams, Alabama (6) vs. Nebraska (38) (Orange, 1972)
 6—Mike Fink, Missouri (35) vs. Arizona St. (49) (Fiesta, 1972) (203 yards)

MOST KICKOFF RETURN YARDS

- 221—Steve Breaston, Michigan (37) vs. Texas (38) (Rose, 2005) (6 returns)
 220—Mike Rigell, Brigham Young (27) vs. Tulane (41) (Liberty, 1998) (6 returns)
 203—Mike Fink, Missouri (35) vs. Arizona St. (49) (Fiesta, 1972) (6 returns)
 201—Ramonce Taylor, Texas (38) vs. Michigan (37) (Rose, 2005) (7 returns)
 186—(D) Deltha O'Neal, California (38) vs. Navy (42) (Aloha, 1996) (6 returns)
 181—Tommy Neal, Maryland (23) vs. Tennessee (30) (Florida Citrus, 1983) (5 returns)
 178—Al Hoisch, UCLA (14) vs. Illinois (45) (Rose, 1947) (4 returns)
 174—(D) Jeff Snyder, Hawaii (13) vs. Michigan St. (33) (Aloha, 1989) (7 returns)
 169—C. J. Jones, Iowa (17) vs. Southern California (38) (Orange, 2003) (4 returns)
 169—Jerome Thomas, Idaho (42) vs. Southern Miss. (35) (Humanitarian, 1998) (5 returns)

HIGHEST KICKOFF RETURN AVERAGE**(Minimum 2 Returns)**

- 60.5—(D) Bob Smith, Texas A&M (40) vs. Georgia (20) (Presidential Cup, 1950) (2 for 121)
 60.0—Jerome Patnon, Washington (21) vs. Colorado (33) (Holiday, 1996) (2 for 120)
 58.0—Eddie Kennison, LSU (45) vs. Michigan St. (26) (Independence, 1995) (2 for 116)
 57.5—Pete Panuska, Tennessee (27) vs. Maryland (28) (Sun, 1984) (2 for 115)
 55.5—Todd Snyder, Ohio (42) vs. Richmond (49) (Tangerine, 1968) (2 for 111)
 46.7—(D) Cal Beck, Utah (16) vs. Arizona (13) (Freedom, 1994) (3 for 140)
 45.0—Sammy Moore, Washington St. (14) vs. Oklahoma (34) (Rose, 2003) (2 for 90)
 44.5—Larry Taylor, Connecticut (39) vs. Toledo (10) (Motor City, 2004) (2 for 89)
 44.5—Al Hoisch, UCLA (14) vs. Illinois (45) (Rose, 1947) (4 for 178)
 43.7—Larry Key, Florida St. (40) vs. Texas Tech (17) (Tangerine, 1977) (3 for 131)

Interceptions**MOST INTERCEPTIONS MADE**

- 4—Jim Dooley, Miami (Fla.) (14) vs. Clemson (0) (Gator, 1952)
 4—(D) Manuel Aja, Arizona St. (21) vs. Xavier (Ohio) (33) (Salad, 1950)
 3—T. J. Stancil, Boston College (35) vs. Colorado St. (21) (San Francisco, 2003)
 3—Michael Brooks, North Carolina St. (28) vs. Iowa (23) (Peach, Dec. 31, 1988)
 3—Bud Hebert, Oklahoma (24) vs. Florida St. (7) (Orange, 1980)
 3—Louis Campbell, Arkansas (13) vs. Tennessee (14) (Liberty, 1971)
 3—Bud McClinton, Auburn (34) vs. Arizona (10) (Sun, 1968)
 3—(D) Les Derrick, Texas (19) vs. Mississippi (0) (Bluebonnet, 1966)
 3—(D) Tommy Luke, Mississippi (0) vs. Texas (19) (Bluebonnet, 1966)
 3—Jerry Cook, Texas (12) vs. Mississippi (7) (Cotton, 1962)
 3—Ray Brown, Mississippi (39) vs. Texas (7) (Sugar, 1958)
 3—Bill Paulman, Stanford (7) vs. SMU (0) (Rose, 1936)
 3—Shy Huntington, Oregon (14) vs. Pennsylvania (0) (Rose, 1917)

MOST INTERCEPTION RETURN YARDAGE

- 148—Elmer Layden, Notre Dame (27) vs. Stanford (10) (Rose, 1925) (2 interceptions)
 99—Marcus King, Missouri (38) vs. South Carolina (31) (Independence, 2005) (1 interception)
 95—Marcus Washington, Colorado (38) vs. Oregon (6) (Cotton, 1996) (1 interception)
 94—David Baker, Oklahoma (48) vs. Duke (21) (Orange, 1958) (1 interception)
 92—Andy Avalos, Boise St. (40) vs. Louisville (44) (Liberty, 2004) (1 interception)
 91—Donald Strickland, Colorado (28) vs. Wisconsin (31) (ot) (Alamo, 2002) (1 interception)
 91—Don Hoover, Ohio (14) vs. West Tex. A&M (15) (Sun, 1962) (1 interception)
 90—Norm Beal, Missouri (21) vs. Navy (14) (Orange, 1961) (1 interception)
 90—Charlie Brembs, South Carolina (14) vs. Wake Forest (26) (Gator, 1946) (1 interception)
 90—(D) G.P. Jackson, TCU (7) vs. Centre (63) (Fort Worth Classic, 1921) (1 interception)

All-Purpose Yards**(Includes All Runs From Scrimmage, Pass Receptions and All Returns)****MOST ALL-PURPOSE PLAYS**

- 47—Tellis Redmon, Minnesota (30) vs. North Carolina St. (38) (Micronpc.com, 2000) (42 rush, 3 receptions, 2 punt returns)

- 47—(D) Ron Jackson, Tulsa (28) vs. San Diego St. (17) (Freedom, 1991) (46 rush, 1 reception)
 46—Errict Rheit, Florida (27) vs. North Carolina St. (10) (Gator, 1992) (39 rush, 7 receptions)
 42—(D) Blake Ezor, Michigan St. (33) vs. Hawaii (13) (Aloha, 1989) (41 rush, 1 reception)
 41—Marion Barber III, Minnesota (20) vs. Alabama (16) (Music City, 2004) (37 rush, 4 punt returns)
 41—Terrell Fletcher, Wisconsin (34) vs. Duke (20) (Hall of Fame, 1995) (39 rush, 1 reception, 1 kickoff return)
 40—LaDainian Tomlinson, TCU (28) vs. East Caro. (14) (Mobile Alabama, 1999) (36 rush, 4 receptions)
 39—(D) Marshall Faulk, San Diego St. (17) vs. Tulsa (28) (Freedom, 1991) (30 rush, 9 receptions)
 38—Ronnie Brown, Auburn (13) vs. Penn St. (9) (Capital One, 2003) (37 rush, 1 reception)
 38—(D) Rodney Davis, Fresno St. (30) vs. Georgia Tech (21) (Silicon Valley, 2002) (37 rush, 1 reception)

MOST ALL-PURPOSE YARDS GAINED

- 359—Sherman Williams, Alabama (24) vs. Ohio St. (17) (Florida Citrus, 1995) (166 rush, 155 receptions, 38 kickoff returns)
 318—(D) Rodney Wright, Fresno St. (35) vs. Michigan St. (44) (Silicon Valley, 2001) (19 rush, 299 receptions)
 315—Steve Breaston, Michigan (37) vs. Texas (38) (Rose, 2005) (15 rush, 77 receiving, 2 punt returns, 221 kickoff returns)
 307—P.J. Daniels, Georgia Tech (52) vs. Tulsa (10) (Humanitarian, 2004) (307 rush)
 303—(D) Bob Smith, Texas A&M (40) vs. Georgia (20) (Presidential Cup, 1950) (160 rush, 22 receptions, 121 kickoff returns)
 290—Reggie Campbell, Navy (51) vs. Colorado St. (30) (Poinsettia, 2005) (116 rushing, 89 receiving, 85 kickoff returns)
 283—Andre Coleman, Kansas St. (52) vs. Wyoming (17) (Copper, 1993) (7 rush, 144 receptions, 73 punt returns, 54 kickoff returns)
 279—Reggie Bush, Southern California (38) vs. Texas (41) (Rose, 2006) (82 rushing, 95 receiving, 102 kickoff returns)
 279—Floyd Little, Syracuse (12) vs. Tennessee (16) (Fiesta, 1999) (216 rush, 16 receptions, 9 punt returns, 38 kickoff returns)
 278—Byron Hanspard, Texas Tech (55) vs. Air Force (41) (Copper, 1995) (260 rush, 18 receptions)
 277—Bob Anderson, Colorado (47) vs. Alabama (33) (Liberty, 1969) (254 rush, 23 kickoff returns)
 276—O.J. Simpson, Southern California (16) vs. Ohio St. (27) (Rose, 1969) (171 rush, 85 receptions, 20 kickoff returns)
 272—Pat Johnson, Oregon (41) vs. Air Force (13) (Las Vegas, 1997) (169 receptions, 49 punt returns, 54 kickoff returns)
 270—(D) Charles Rogers, Michigan St. (44) vs. Fresno St. (35) (Silicon Valley, 2001) (270 receptions)
 269—Mike Anderson, Utah (17) vs. Fresno St. (16) (Las Vegas, 1999) (254 rush, 15 receptions)
 260—Ted Ginn Jr., Ohio St. (34) vs. Notre Dame (20) (Fiesta, 2006) (73 rushing, 167 receiving, 20 punt returns)
 256—Terrell Fletcher, Wisconsin (34) vs. Duke (20) (Hall of Fame, 1995) (241 rush, 8 receptions, 7 kickoff returns)
 256—Rondell Mealey, LSU (27) vs. Notre Dame (9) (Independence, 1997) (222 rush, 34 kickoff returns)
 248—Ricky Williams, Texas (38) vs. Mississippi St. (11) (Cotton, 1999) (203 rush, 45 receptions)
 247—(D) Wilford White, Arizona St. (21) vs. Miami (Ohio) (34) (Salad, 1951) (106 rush, 87 receptions, 54 kickoff returns)

Defensive Statistics**MOST TOTAL TACKLES MADE****(Includes Assists)**

- 31—Lee Roy Jordan, Alabama (17) vs. Oklahoma (0) (Orange, 1963)
 22—Bubba Brown, Clemson (17) vs. Ohio St. (15) (Gator, 1978)
 22—Gordy Ceresino, Stanford (24) vs. LSU (14) (Sun, Dec. 31, 1977)
 20—Vada Murray, Michigan (10) vs. Southern California (17) (Rose, 1990)
 20—Carl Zander, Tennessee (27) vs. Maryland (28) (Sun, 1984)
 20—(D) Gordy Ceresino, Stanford (25) vs. Georgia (22) (Bluebonnet, 1978)
 19—Abdul Hodge, Iowa (24) vs. Florida (31) (Outback, 2006)
 19—Cam Hall, Boise St. (40) vs. Louisville (44) (Liberty, 2004)
 18—Maurice Lloyd, Connecticut (39) vs. Toledo (10) (Motor City, 2004)
 18—Allen Stansberry, LSU (45) vs. Michigan St. (26) (Independence, 1995)
 18—Ted Johnson, Colorado (41) vs. Notre Dame (24) (Fiesta, 1995)
 18—Rod Smith, Notre Dame (39) vs. Florida (28) (Sugar, 1992)
 18—Erick Anderson, Michigan (10) vs. Southern California (17) (Rose, 1990)
 18—(D) Yepi Pauu, San Jose St. (27) vs. Eastern Mich. (30) (California, 1987)
 18—Garland Rivers, Michigan (17) vs. Brigham Young (24) (Holiday, 1984)
 18—(D) Terry Hubbard, Cal St. Fullerton (13) vs. Northern Ill. (20) (California, 1983)
 18—(D) Don Turner, Fresno St. (29) vs. Bowling Green (28) (California, 1982)
 18—Matt Millen, Penn St. (42) vs. Arizona St. (30) (Fiesta, 1977)

MOST SOLO TACKLES

- 18—Rod Smith, Notre Dame (39) vs. Florida (28) (Sugar, 1992)
 17—Garland Rivers, Michigan (17) vs. Brigham Young (24) (Holiday, 1984)

- 15—Randy Neal, Virginia (13) vs. Boston College (31) (Carquest, 1994)
 15—(D) Ken Norton Jr., UCLA (31) vs. Brigham Young (10) (Freedom, 1986)
 15—Lynn Evans, Missouri (35) vs. Arizona St. (49) (Fiesta, 1972)

MOST TACKLES FOR LOSSES

- 6—LeMarcus McDonald, TCU (9) vs. Texas A&M (28) (galleryfurniture.com, 2001)
 5—Stephen Tulloch, North Carolina St. (14) vs. South Fla. (0) (Meineke Car Care, 2005)
 5—Mathias Kiwanuka, Boston College (37) vs. North Carolina (24) (Continental Tire, 2004)
 5—(D) Michael Jones, Colorado (17) vs. Brigham Young (20) (Freedom, 1988)
 5—Jimmy Walker, Arkansas (10) vs. UCLA (10) (Fiesta, 1978)
 4.5—Jonathan Babineaux, Iowa (30) vs. LSU (25) (Capital One, 2005)
 4—Mario Williams, North Carolina St. (14) vs. South Fla. (0) (Meineke Car Care, 2005)
 4—LaMarr Woodley, Michigan (37) vs. Texas (38) (Rose, 2005)
 4—LeVon Pears, Southern Miss. (31) vs. North Texas (10) (New Orleans, 2004)
 4—E.J. Henderson, Maryland (30) vs. Tennessee (3) (Peach, 2002)
 4—Willie Blade, Mississippi St. (43) vs. Texas A&M (41) (ot) (Independence, 2000)
 4—Eric Wilson, Michigan (31) vs. Auburn (28) (Florida Citrus, 2001)
 4—Courtney Brown, Penn St. (26) vs. Kentucky (14) (Outback, 1999)
 4—Sedrick Hodge, North Carolina (20) vs. San Diego St. (13) (Las Vegas, 1998)
 4—Mike Pringley, North Carolina (20) vs. San Diego St. (13) (Las Vegas, 1998)
 4—Chike Okeafor, Purdue (37) vs. Kansas St. (34) (Alamo, 1998)
 4—Corey Terry, Tennessee (48) vs. Northwestern (28) (Florida Citrus, 1997)
 4—(D) Clint Bruce, Navy (42) vs. California (38) (Aloha, 1996)
 4—Montae Reagor, Texas Tech (0) vs. Iowa (27) (Alamo, 1996)
 4—Reggie Garnett, Michigan St. (0) vs. Stanford (38) (Sun, 1996)
 4—Matt Finkes, Ohio St. (14) vs. Tennessee (20) (Florida Citrus, 1996)
 4—(D) Ken Norton Jr., UCLA (31) vs. Brigham Young (10) (Freedom, 1986)
 4—Reggie McKenzie, Tennessee (27) vs. Maryland (28) (Sun, 1984)

MOST QUARTERBACK SACKS

- 6—Shay Muirbrook, Brigham Young (19) vs. Kansas St. (15) (Cotton, 1997)
 4.5—Reggie McKenzie, Tennessee (27) vs. Maryland (28) (Sun, 1984)
 4—Rusty Medearis, Miami (Fla.) (22) vs. Nebraska (0) (Orange, 1992)
 4—Bobby Bell, Missouri (17) vs. Brigham Young (21) (Holiday, 1983)
 3.5—Jason Berryman, Iowa St. (24) vs. TCU (27) (Houston, 2005)
 3—Mike Kudla, Ohio St. (34) vs. Notre Dame (20) (Fiesta, 2006)
 3—Terrence Royal, South Fla. (0) vs. North Carolina St. (14) (Meineke Car Care, 2005)
 3—Stephen Tulloch, North Carolina St. (14) vs. South Fla. (0) (Meineke Car Care, 2005)
 3—Alan Branch, Michigan (28) vs. Nebraska (32) (Alamo, 2005)
 3—Tyler Tidwell, Navy (51) vs. Colorado St. (30) (Poinsettia, 2005)
 3—Mike Alston, Toledo (45) vs. UTEP (13) (GMAC, 2005)
 3—Abdul Hodge, Iowa (30) vs. LSU (25) (Capital One, 2005)
 3—Jonathan Babineaux, Iowa (30) vs. LSU (25) (Capital One, 2005)
 3—David Pollack, Georgia (24) vs. Wisconsin (21) (Outback, 2005)
 3—Tommy Hackenbruck, Utah (35) vs. Pittsburgh (7) (Fiesta, 2005)
 3—Kalimba Edwards, South Carolina (24) vs. Ohio St. (7) (Outback, 2001)
 3—Chike Okeafor, Purdue (37) vs. Kansas St. (34) (Alamo, 1998)
 3—Andy Katzenmoyer, Ohio St. (20) vs. Arizona St. (17) (Rose, 1997)
 3—Travis Ochs, Kansas St. (15) vs. Brigham Young (19) (Cotton, 1997)
 3—Trevor Pryce, Clemson (7) vs. LSU (10) (Peach, 1996)
 3—Jamie Sharper, Virginia (21) vs. Miami (Fla.) (31) (Carquest, 1996)
 3—Mike Crawford, Nevada (18) vs. Ball St. (15) (Las Vegas, 1996)
 3—Gabe Northern, LSU (45) vs. Michigan St. (26) (Independence, 1995)
 3—James Gillyard, LSU (45) vs. Michigan St. (26) (Independence, 1995)

- 3—Dewayne Harris, Nebraska (24) vs. Miami (Fla.) (17) (Orange, 1995)
 3—Trev Alberts, Nebraska (16) vs. Florida St. (18) (Orange, 1994)
 3—(D) Alfred Williams, Colorado (17) vs. Brigham Young (20) (Freedom, 1988)
 3—(D) Jim Wahler, UCLA (31) vs. Brigham Young (10) (Freedom, 1986)
 3—James Mosley, Texas Tech (17) vs. Mississippi (20) (Independence, 1986)
 3—(D) Ernie Barnes, Mississippi St. (10) vs. Kansas (0) (Hall of Fame, 1981)

FUMBLE RECOVERIES

- 2—Nik Moser, Iowa St. (24) vs. TCU (27) (Houston, 2005)
 2—Randall Brown, Ohio St. (17) vs. Alabama (24) (Florida Citrus, 1995)
 2—(D) Michael Stewart, Fresno St. (51) vs. Bowling Green (7) (California, 1985)
 2—Rod Kirby, Pittsburgh (7) vs. Arizona St. (28) (Fiesta, 1973)

BLOCKED KICKS

- 2—Bracey Walker, North Carolina (21) vs. Mississippi St. (17) (Peach, Jan. 2, 1993)
 2—Carlton Williams, Pittsburgh (7) vs. Arizona St. (28) (Fiesta, 1973)

PASSES BROKEN UP

- 5—Dyshod Carter, Kansas St. (34) Purdue (37) (Alamo, 1998)
 4—Marcus Hamilton, Virginia (34) vs. Minnesota (31) (Music City, 2005)
 4—Nigel Morris, Toledo (45) vs. UTEP (13) (GMAC, 2005)
 4—Chris Cummings, LSU (27) vs. Notre Dame (9) (Independence, 1997)
 4—Dale Carter, Tennessee (23) vs. Virginia (22) (Sugar, 1991)
 4—Darryl Hardy, Tennessee (23) vs. Virginia (22) (Sugar, 1991)
 4—Andre Creamer, Tennessee (35) vs. Miami (Fla.) (7) (Sugar, 1986)
 4—(D) Conrad Graham, Tennessee (24) vs. LSU (17) (Bluebonnet, 1972)
 3—Donte Whitner, Ohio St. (34) vs. Notre Dame (20) (Fiesta, 2006)
 3—Anwar Phillips, Penn St. (26) vs. Florida St. (23) (3 ot) (Orange, 2006)
 3—Fred Bennett, South Carolina (31) vs. Missouri (38) (Independence, 2005)
 3—Derrick Roberson, Rutgers (40) vs. Arizona St. (45) (Insight, 2005)
 3—Joe Garcia, Nevada (49) vs. UCF (48) (ot) (Hawaii, 2005)
 3—DeMario Minter, Georgia (24) vs. Wisconsin (21) (Outback, 2005)
 3—Aric Williams, Oregon St. (38) vs. Notre Dame (21) (Insight, 2004)
 3—Anthony Madison, Alabama (16) vs. Minnesota (20) (Music City, 2004)
 3—Tom Hubbard, Colorado (33) vs. UTEP (28) (Houston, 2004)
 3—Ashton Youboty, Ohio St. (33) vs. Oklahoma St. (7) (Alamo, 2004)
 3—Harrison Smith, California (31) vs. Texas Tech (45) (Holiday, 2004)
 3—Alphonso Hodge, Miami (Ohio) (13) vs. Iowa St. (17) (Independence, 2004)
 3—Jazzmen Williams, Boston College (37) vs. North Carolina (24) (Continental Tire, 2004)
 3—Sedrick Curry, Texas A&M (14) vs. Ohio St. (24) (Sugar, 1999)
 3—Ahmed Plummer, Ohio St. (24) vs. Texas A&M (14) (Sugar, 1999)
 3—(D) Damen Wheeler, Colorado (51) vs. Oregon (43) (Aloha, 1998)
 3—Damion McIntosh, Kansas St. (34) vs. Purdue (37) (Alamo, 1998)
 3—Kevin Hill, Idaho (42) vs. Southern Miss. (35) (Humanitarian, 1998)
 3—Robert Williams, North Carolina (20) vs. West Virginia (13) (Gator, 1996)
 3—Mark Tate, Penn St. (43) vs. Auburn (14) (Outback, 1996)
 3—Kwame Ellis, Stanford (13) vs. East Caro. (19) (Liberty, 1995)
 3—Mickey Dalton, Air Force (41) vs. Texas Tech (55) (Copper, 1995)
 3—Barron Miles, Nebraska (24) vs. Miami (Fla.) (17) (Orange, 1995)
 3—Percy Ellsworth, Virginia (20) vs. TCU (10) (Independence, 1994)
 3—Sam McKiver, Virginia (20) vs. TCU (10) (Independence, 1994)
 3—Tyronne Williams, Nebraska (16) vs. Florida St. (18) (Orange, 1994)
 3—(D) John Herpin, Southern California (28) vs. Utah (21) (Freedom, 1993)
 3—Demouy Williams, Washington (24) vs. Tulane (12) (Independence, 1987)

Team Record Lists

Only official records after 1937 are included. Prior records are included if able to be substantiated. Each team's score is in parentheses after the team name. Totals for each team in both-team records are in brackets after the team's score. The year listed is the actual (calendar) year the game was played; the date is included if the bowl was played twice (i.e., January and December) during one calendar year. The list also includes discontinued bowls, marked with (D). Bowls are listed by the name of the bowl at the time it was played.

Total Offense

MOST TOTAL PLAYS

- 107—Purdue (27) vs. Washington St. (33) (Sun, 2001) (474 yards)
 104—Marshall (64) vs. East Caro. (61) [2 ot] (GMAC, 2001) (649 yards)
 102—Northwestern (38) vs. UCLA (50) (Sun, 2005) (584 yards)
 97—LSU (47) vs. Illinois (34) (Sugar, 2002) (595 yards)
 96—Texas (20) vs. Washington St. (28) (Holiday, 2003) (327 yards)
 96—North Carolina St. (10) vs. Arizona (17) (Copper, 1989) (310 yards)
 95—LSU (20) vs. Texas (35) (Cotton, 2003) (441 yards)

- 95—Georgia (27) vs. Virginia (34) (Peach, Dec. 30, 1995) (525 yards)
 95—Toledo (40) vs. Nevada (37) (ot) (Las Vegas, 1995) (561 yards)
 95—North Carolina St. (28) vs. Iowa (23) (Peach, Dec. 31, 1988) (431 yards)

MOST TOTAL PLAYS, BOTH TEAMS

- 180—Hawaii (54) [91] & Houston (48) [89] [3 ot] (Hawaii, 2003) (1,158 yards)
 180—Marshall (64) [104] & East Caro. (61) [76] [2 ot] (GMAC, 2001) (1,141 yards)
 176—UCLA (50) [74] & Northwestern (38) [102] (Sun, 2005) (1,037 yards)
 175—Washington St. (33) [68] & Purdue (27) [107] (Sun, 2001) (836 yards)
 175—Toledo (40) [95] & Nevada (37) [80] (ot) (Las Vegas, 1995) (974 yards)
 171—Auburn (34) [82] & Arizona (10) [89] (Sun, 1968) (537 yards)
 169—Clemson (49) [84] vs. Louisiana Tech (24) [85] (Humanitarian, 2001) (998 yards)
 169—(D) Purdue (27) [92] & Tennessee (22) [77] (Bluebonnet, 1979) (863 yards)
 167—Texas (47) [85] vs. Washington (43) [82] (Holiday, 2001) (1,036 yards)
 167—Idaho (42) [75] & Southern Miss. (35) [92] (Humanitarian, 1998) (900 yards)
 167—(D) Fresno St. (35) [75] & Western Mich. (30) [92] (California, 1988) (943 yards)
 167—Arizona St. (45) [86] & Florida St. (38) [81] (Fiesta, 1971) (863 yards)

MOST YARDS GAINED

- 718—Arizona St. (49) vs. Missouri (35) (Fiesta, 1972) (452 rush, 266 pass)
 715—Michigan (35) vs. Mississippi (3) (Gator, Jan. 1, 1991) (324 rush, 391 pass)
 698—Oklahoma St. (62) vs. Wyoming (14) (Holiday, 1988) (320 rush, 378 pass)

680—Texas A&M (65) vs. Brigham Young (14) (Holiday, 1989) (356 rush, 324 pass)
 679—Arizona St. (45) vs. Rutgers (40) (Insight, 2005) (212 rush, 467 pass)
 659—Florida (56) vs. Maryland (23) (Orange, 2002) (203 rush, 456 pass)
 655—(D) Houston (47) vs. Tulane (7) (Bluebonnet, 1973) (402 rush, 253 pass)
 653—North Carolina St. (56) vs. Kansas (26) (Tangerine, 2003) (172 rush, 481 pass)
 651—Brigham Young (39) vs. Penn St. (50) (Holiday, 1989) (75 rush, 576 pass)
 649—Marshall (64) vs. East Caro. (61) (2 ot) (GMAC, 2001) (73 rush, 576 pass)

MOST YARDS GAINED, BOTH TEAMS

1,211—Arizona St. (45) [679] & Rutgers (40) [532] (Insight, 2005) (150 plays)
 1,183—Navy (51) [611] & Colorado St. (30) [572] (Poinsettia, 2005) (153 plays)
 1,178—Nevada (49) [623] & UCF (48) [555] (ot) (Hawaii, 2005) (163 plays)
 1,158—Hawaii (54) [641] & Houston (48) [517] (3 ot) (Hawaii, 2003) (180 plays)
 1,143—(D) Southern California (47) [624] & Texas A&M (28) [519] (Bluebonnet, 1977) (148 plays)
 1,141—Marshall (64) [649] & East Caro. (61) [492] (2 ot) (GMAC, 2001) (180 plays)
 1,130—Texas (41) [556] & Southern California (38) [574] (Rose, 2006) (158 plays)
 1,129—Arizona St. (49) [718] & Missouri (35) [411] (Fiesta, 1972) (134 plays)
 1,120—Texas Tech (55) [606] & Air Force (41) [514] (Copper, 1995) (160 plays)
 1,116—North Carolina St. (56) [653] & Kansas (26) [463] (Tangerine, 2003) (151 plays)
 1,115—Penn St. (50) [464] & Brigham Young (39) [651] (Holiday, 1989) (157 plays)
 1,092—Miami (Fla.) (46) [594] & North Carolina St. (23) [498] (Micron PC, 1998) (149 plays)
 1,081—California (52) [530] & Virginia Tech (49) [551] (Insight, 2003) (142 plays)
 1,080—(D) Navy (42) [646] & California (38) [434] (Aloha, 1996) (147 plays)
 1,079—Hawaii (59) [590] & UAB (40) [489] (Hawaii, 2004) (153 plays)
 1,064—Texas Tech (45) [597] & California (31) [467] (Holiday, 2004) (162 plays)
 1,048—Michigan (35) [715] & Mississippi (3) [333] (Gator, Jan. 1, 1991) (153 plays)
 1,047—Mississippi (42) [533] & Air Force (29) [514] (Liberty, 1989) (160 plays)
 1,045—Marshall (48) [611] & Louisville (29) [432] (Motor City, 1998) (144 plays)
 1,038—Tennessee (31) [470] & Arkansas (27) [568] (Cotton, 1990) (155 plays)

HIGHEST AVERAGE GAINED PER PLAY

9.64—Ohio St. (34) vs. Notre Dame (20) (Fiesta, 2006) (64 for 617)
 9.60—North Carolina St. (56) vs. Kansas (26) (Tangerine, 2003) (68 for 653)
 9.5—Louisville (34) vs. Alabama (7) (Fiesta, 1991) (60 for 571)
 9.1—Miami (Fla.) (46) vs. North Carolina St. (23) (Micron PC, 1998) (65 for 594)
 9.1—(D) Navy (42) vs. California (38) (Aloha, 1996) (71 for 646)
 8.9—Florida (56) vs. Maryland (23) (Orange, 2002) (74 for 659)
 8.9—Marshall (48) vs. Louisville (29) (Motor City, 1998) (69 for 613)
 8.7—Oklahoma St. (62) vs. Wyoming (14) (Holiday, 1988) (80 for 698)
 8.6—Virginia Tech (49) vs. California (52) (Insight, 2003) (64 for 551)
 8.5—Arizona St. (45) vs. Rutgers (40) (Insight, 2005) (80 for 679)

FEWEST PLAYS

35—Tennessee (0) vs. Texas (16) (Cotton, 1953) (29 rush, 6 pass)
 36—Arkansas (3) vs. UCLA (17) (Cotton, 1989) (22 rush, 14 pass)
 37—TCU (0) vs. Oklahoma St. (34) (Cotton, 1945) (27 rush, 10 pass)
 38—Iowa (3) vs. California (37) (Alamo, 1993) (21 rush, 17 pass)

FEWEST PLAYS, BOTH TEAMS

107—Tennessee (17) [64] & Oklahoma (0) [43] (Orange, 1939)
 107—TCU (16) [54] & Marquette (6) [53] (Cotton, 1937)

FEWEST YARDS

-21—U. of Mexico (0) vs. Southwestern (Tex.) (35) (Sun, 1945) (29 rush, -50 pass)
 23—Alabama (10) vs. Missouri (35) (Gator, 1968) (45 rush, 68 pass)
 32—Tennessee (0) vs. Texas (16) (Cotton, 1953) (-14 rush, 46 pass)
 38—Miami (Fla.) (0) vs. Bucknell (26) (Orange, 1935) (20 rush, 18 pass)
 41—Southern California (14) vs. Alabama (34) (Rose, 1946) (6 rush, 35 pass)
 42—Arkansas (3) vs. UCLA (17) (Cotton, 1989) (21 rush, 21 pass)
 48—New Mexico (0) vs. Southwestern (Tex.) (7) (Sun, 1944) (38 rush, 10 pass)
 50—Arkansas (3) vs. Oklahoma (10) (Cotton, 2002) (37 rush, 13 pass)
 54—Arkansas (0) vs. LSU (0) (Cotton, 1947) (54 rush, 0 pass)
 57—Michigan St. (0) vs. Auburn (6) (Orange, 1938) (32 rush, 25 pass)

FEWEST YARDS, BOTH TEAMS

260—Randolph Field (7) [150] & Texas (7) [110] (Cotton, 1944)
 263—LSU (19) [92] & Texas A&M (14) [171] (Orange, 1944)

Rushing**MOST RUSHING ATTEMPTS**

87—Oklahoma (40) vs. Auburn (22) (Sugar, Jan. 1, 1972) (439 yards)
 82—Missouri (35) vs. Alabama (10) (Gator, 1968) (402 yards)
 79—West Virginia (14) vs. South Carolina (3) (Peach, 1969) (356 yards)
 79—Georgia Tech (31) vs. Texas Tech (21) (Gator, Dec. 31, 1965) (364 yards)
 78—(D) Houston (35) vs. Navy (0) (Garden State, 1980) (405 yards)
 78—Texas (16) vs. Tennessee (0) (Cotton, 1953) (296 yards)
 76—Oklahoma (14) vs. Penn St. (0) (Sugar, Dec. 31, 1972) (278 yards)
 74—Oklahoma (41) vs. Wyoming (7) (Fiesta, 1976) (415 yards)
 74—Michigan (12) vs. Stanford (13) (Rose, 1972) (264 yards)
 74—Ohio St. (20) vs. Southern California (7) (Rose, 1955) (305 yards)

MOST RUSHING ATTEMPTS, BOTH TEAMS

122—(D) Southern California (47) [50] & Texas A&M (28) [72] (Bluebonnet, 1977) (864 yards)
 122—Mississippi St. (26) [68] & North Carolina (24) [54] (Sun, 1974) (732 yards)

120—Pittsburgh (33) [53] & Kansas (19) [67] (Sun, 1975) (714 yards)
 117—Oklahoma (14) [65] & Michigan (6) [52] (Orange, 1976) (451 yards)
 117—West Virginia (14) [79] & South Carolina (3) [38] (Peach, 1969) (420 yards)
 116—Oklahoma (41) [74] & Wyoming (7) [42] (Fiesta, 1976) (568 yards)
 116—Colorado (47) [70] & Alabama (33) [46] (Liberty, 1969) (628 yards)
 115—Southern California (7) [47] & Wisconsin (0) [68] (Rose, 1953) (259 yards)
 113—Oklahoma (40) [54] & Houston (14) [59] (Sun, 1981) (566 yards)
 113—(D) Houston (35) [78] & Navy (0) [35] (Garden State, 1980) (540 yards)
 113—Missouri (34) [71] & Auburn (17) [42] (Sun, 1973) (408 yards)

MOST NET RUSHING YARDS

524—Nebraska (62) vs. Florida (24) (Fiesta, 1996) (68 attempts)
 486—(D) Texas A&M (28) vs. Southern California (47) (Bluebonnet, 1977) (72 attempts)
 476—Nebraska (66) vs. Northwestern (17) (Alamo, 2000) (69 attempts)
 473—Colorado (47) vs. Alabama (33) (Liberty, 1969) (70 attempts)
 467—Navy (51) vs. Colorado St. (30) (Poinsettia, 2005) (69 attempts)
 455—Mississippi St. (26) vs. North Carolina (24) (Sun, 1974) (68 attempts)
 452—Arizona St. (49) vs. Missouri (35) (Fiesta, 1972) (65 attempts)
 439—Oklahoma (40) vs. Auburn (22) (Sugar, Jan. 1, 1972) (87 attempts)
 434—Oklahoma (41) vs. Wyoming (7) (Fiesta, 1976) (74 attempts)
 431—Air Force (41) vs. Texas Tech (55) (Copper, 1995) (67 attempts)
 429—Iowa (38) vs. California (12) (Rose, 1959) (55 attempts)
 423—Auburn (33) vs. Baylor (13) (Gator, Dec. 31, 1954) (48 attempts)
 423—(D) UCLA (31) vs. Brigham Young (10) (Freedom, 1986) (49 attempts)
 417—Oklahoma (21) vs. Arizona St. (32) (Fiesta, 1983) (63 attempts)
 411—Oklahoma (24) vs. Florida St. (7) (Orange, 1980) (62 attempts)
 409—Oklahoma (40) vs. Houston (14) (Sun, 1981) (54 attempts)
 409—Nebraska (42) vs. Tennessee (17) (Orange, 1998) (68 attempts)
 408—Missouri (27) vs. Texas (40) (Cotton, 1946)
 405—(D) Houston (35) vs. Navy (0) (Garden State, 1980) (78 attempts)
 402—(D) Houston (47) vs. Tulane (7) (Bluebonnet, 1973) (58 attempts)

MOST NET RUSHING YARDS, BOTH TEAMS

864—(D) Southern California (47) [378] & Texas A&M (28) [486] (Bluebonnet, 1977) (122 attempts)
 792—Texas Tech (55) [361] & Air Force (41) [431] (Copper, 1995) (107 attempts)
 732—Mississippi St. (26) [455] & North Carolina (24) [277] (Sun, 1974) (122 attempts)
 714—Pittsburgh (33) [372] & Kansas (19) [342] (Sun, 1975) (120 attempts)
 708—Nebraska (66) [476] & Northwestern (17) [232] (Alamo, 2000) (107 attempts)
 701—Arizona St. (49) [453] & Missouri (35) [248] (Fiesta, 1972) (109 attempts)
 681—Tennessee (31) [320] & Arkansas (27) [361] (Cotton, 1990) (110 attempts)
 643—Iowa (38) [429] & California (12) [214] (Rose, 1959) (108 attempts)
 628—Colorado (47) [473] & Alabama (33) [155] (Liberty, 1969) (116 attempts)
 623—Nevada (49) [369] & UCF (48) [254] (ot) (Hawaii, 2005) (95 attempts)
 616—Oklahoma (41) [434] & Wyoming (7) [182] (Fiesta, 1976) (116 attempts)
 610—Texas (40) [202] & Missouri (27) [408] (Cotton, 1946)

HIGHEST RUSHING AVERAGE**(Minimum 30 Attempts)**

9.3—Texas Tech (55) vs. Air Force (41) (Copper, 1995) (39 for 361)
 8.6—(D) UCLA (31) vs. Brigham Young (10) (Freedom, 1986) (49 for 423)
 8.6—Michigan (38) vs. Washington (31) (Rose, 1993) (36 for 308)
 8.4—Tennessee (31) vs. Arkansas (27) (Cotton, 1990) (38 for 320)
 8.0—Texas (41) vs. Southern California (38) (Rose, 2006) (36 for 289)
 8.0—Toledo (56) vs. Davidson (33) (Tangerine, 1969) (42 for 334)
 7.8—Iowa (38) vs. California (12) (Rose, 1959) (55 for 429)
 7.8—Northwestern (24) vs. Bowling Green (28) (Motor City, 2003) (46 for 357)
 7.7—Texas Tech (28) vs. North Carolina (32) (Sun, 1972) (38 for 293)
 7.7—Nebraska (62) vs. Florida (24) (Fiesta, 1996) (68 for 524)

FEWEST RUSHING ATTEMPTS

12—(D) Vanderbilt (28) vs. Air Force (36) (Hall of Fame, 1982) (35 yards)
 16—Hawaii (59) vs. UAB (40) (Hawaii, 2004) (84 yards)
 16—Florida (18) vs. Missouri (20) (Sugar, 1966) (-2 yards)
 16—Colorado (7) vs. LSU (25) (Orange, 1962) (24 yards)
 16—Oklahoma (0) vs. Tennessee (17) (Orange, 1939)
 17—Florida St. (2) vs. Oklahoma (13) (Orange, 2001) (27 yards)
 17—(D) Duke (21) vs. Texas Tech (49) (All-American, 1989) (67 yards)
 17—Illinois (9) vs. UCLA (45) (Rose, 1984) (0 yards)
 18—Texas A&M (7) vs. Tennessee (38) (Cotton, 2005) (77 yards)
 18—Oregon St. (38) vs. Notre Dame (21) (Insight, 2004) (20 yards)
 18—Brigham Young (46) vs. SMU (45) (Holiday, 1980) (-2 yards)

FEWEST RUSHING ATTEMPTS, BOTH TEAMS

51—Oregon St. (38) [18] & Notre Dame (21) [33] (Insight, 2004)
 52—Hawaii (59) [16] & UAB (40) [36] (Hawaii, 2004)
 53—Oklahoma (13) [36] & Florida St. (2) [17] (Orange, 2001)
 56—Texas Tech (55) [27] & Clemson (15) [29] (Tangerine, 2002)
 56—Marshall (38) [30] & Louisville (15) [26] (GMAC, 2002)
 56—Mississippi (27) [33] & Oklahoma (25) [23] (Independence, 1999)
 57—Iowa (20) [36] & Wyoming (19) [21] (Holiday, 1987)
 58—Texas (47) [30] & Washington (43) [28] (Holiday, 2001)
 59—Oregon (38) [28] & Colorado (16) [31] (Fiesta, 2002)
 59—Washington St. (33) [27] & Purdue (27) [32] (Sun, 2001)
 59—Hawaii (23) [24] & Oregon St. (17) [35] (Oahu Classic, 1999)

FEWEST RUSHING YARDS

-61—(D) Kansas St. (7) vs. Boston College (12) (Aloha, 1994) (23 attempts)
 -56—Tulsa (10) vs. Georgia Tech (52) (Humanitarian, 2004) (26 attempts)
 -45—Alabama (10) vs. Missouri (35) (Gator, 1968) (29 attempts)

- 39—Tulsa (7) vs. Tennessee (14) (Sugar, 1943)
- 30—Florida (6) vs. West Virginia (26) (Peach, Dec. 31, 1981) (34 attempts)
- 28—Florida (24) vs. Nebraska (62) (Fiesta, 1996) (21 attempts)
- 27—Texas (6) vs. Arkansas (27) (Cotton, 2000) (25 attempts)
- 26—TCU (9) vs. Texas A&M (28) (Galleryfurniture.com, 2001) (24 attempts)
- 23—Southern California (19) vs. TCU (28) (Sun, 1998) (21 attempts)
- 21—Florida St. (20) vs. Wyoming (28) (Sun, 1966) (31 attempts)
- 16—Brigham Young (3) vs. Marshall (21) (Motor City, 1999) (30 attempts)
- 15—LSU (0) vs. Mississippi (20) (Sugar, 1960)
- 14—Navy (6) vs. Texas (28) (Cotton, 1964) (29 attempts)
- 14—Tennessee (0) vs. Texas (16) (Cotton, 1953) (29 attempts)
- 12—Brigham Young (14) vs. Texas A&M (65) (Holiday, 1990) (21 attempts)
- 12—Air Force (13) vs. Tennessee (34) (Sugar, 1971)
- 11—Colorado (25) vs. Alabama (30) (Blockbuster, 1991) (30 attempts)
- 8—Tulane (6) vs. Penn St. (9) (Liberty, 1979) (20 attempts)
- 8—Navy (14) vs. Missouri (21) (Orange, 1961) (24 attempts)
- 5—Stanford (9) vs. Wisconsin (17) (Rose, 2000) (27 attempts)

FEWEST RUSHING YARDS, BOTH TEAMS

- 51—[D] Utah (16) [6] & Arizona (13) [45] (Freedom, 1994)
- 74—Tennessee (34) [86] & Air Force (13) [-12] (Sugar, 1971)
- 78—Texas A&M (28) [104] & TCU (9) [-26] (galleryfurniture.com, 2001)
- 79—Oregon St. (38) [20] & Notre Dame (21) [59] (Insight, 2004)
- 81—Washington St. (10) [7] & Baylor (3) [74] (Alamo, 1994)
- 81—Florida St. (23) [76] & Florida (17) [5] (Sugar, Jan. 2, 1995)
- 83—Oklahoma (13) [56] & Florida St. (2) [27] (Orange, 2001)
- 88—[D] Boston College (12) [149] & Kansas St. (7) [-61] (Aloha, 1994)
- 93—Oklahoma (10) [56] & Arkansas (3) [37] (Cotton, 2002)
- 117—Southern California (28) [68] & Michigan (14) [49] (Rose, 2004)
- 118—UCLA (27) [73] & New Mexico (13) [45] (Las Vegas, 2002)
- 125—Pittsburgh (38) [117] & Oregon St. (13) [8] (Insight, 2002)
- 131—Purdue (37) [5] & Kansas St. (34) [126] (Alamo, 1998)
- 131—Marshall (21) [147] & Brigham Young (3) [-16] (Motor City, 1999)
- 132—Texas Tech (55) [91] & Clemson (15) [41] (Tangerine, 2002)
- 136—Washington St. (33) [81] & Purdue (27) [55] (Sun, 2001)
- 137—Iowa (20) [94] & Wyoming (19) [43] (Holiday, 1987)
- 142—Louisville (28) [58] & BYU (10) [84] (Liberty, 2001)
- 143—Brigham Young (31) [71] & Oklahoma (6) [72] (Copper, 1994)
- 144—Notre Dame (9) [17] & Oregon St. (41) [127] (Fiesta, 2001)

LOWEST RUSHING AVERAGE

(Minimum 20 Attempts)

- 2.7—[D] Kansas St. (7) vs. Boston College (12) (Aloha, 1994) (23 for -61)
- 2.2—Tulsa (10) vs. Georgia Tech (52) (Humanitarian, 2004) (26 for -56)
- 1.6—Alabama (10) vs. Missouri (35) (Gator, 1968) (29 for -45)
- 1.3—Florida (24) vs. Nebraska (62) (Fiesta, 1996) (21 for -28)
- 1.1—Texas (6) vs. Arkansas (27) (Cotton, 2000) (25 for -27)
- 1.1—Southern California (19) vs. TCU (28) (Sun, 1998) (21 for -23)
- 0.9—Florida (6) vs. West Virginia (26) (Peach, Dec. 31, 1981) (32 for -30)
- 0.7—Florida St. (20) vs. Wyoming (28) (Sun, 1966) (31 for -21)
- 0.6—Brigham Young (14) vs. Texas A&M (65) (Holiday, 1990) (21 for -12)
- 0.5—Brigham Young (3) vs. Marshall (21) (Motor City, 1999) (30 for -16)
- 0.5—Air Force (13) vs. Tennessee (34) (Sugar, 1971) (24 for -12)
- 0.5—Navy (6) vs. Texas (28) (Cotton, 1964) (29 for -14)
- 0.5—Tennessee (0) vs. Texas (16) (Cotton, 1953) (29 for -14)

Passing

MOST PASS ATTEMPTS

(Followed by Comp.-Att.-Int. and Yardage)

- 75—Purdue (27) vs. Washington St. (33) (Sun, 2001) (38-75-4, 419 yards)
- 70—Northwestern (38) vs. UCLA (50) (Sun, 2005) (38-70-2, 416 yards)
- 70—Marshall (64) vs. East Caro. (61) [2 ot] (GMAC, 2001) (41-70-2, 576 yards)
- 63—[D] Fresno St. (30) vs. Colorado (41) (Aloha, 1993) (37-63-1, 523 yards)
- 63—[D] San Jose St. (25) vs. Toledo (27) (California, 1981) (43-63-5, 467 yards)
- 61—Oregon (20) vs. Penn St. (38) (Rose, 1995) (41-61-2, 456 yards)
- 61—[D] Brigham Young (16) vs. Virginia (22) (All-American, 1987) (37-61-1, 394 yards)
- 60—Texas Tech (45) vs. California (31) (Holiday, 2004) (39-60-0, 520 yards)
- 60—Purdue (25) vs. Georgia (28) (ot) (Outback, 2000) (36-60-1, 378 yards)
- 59—Akron (31) vs. Memphis (38) (Motor City, 2005) (34-59-0, 455 yards)
- 59—Louisiana Tech (24) vs. Clemson (49) (Humanitarian, 2001) (401 yards)
- 59—Georgia (27) vs. Virginia (34) (Peach, Dec. 30, 1995) (31-59-2, 413 yards)
- 59—Brigham Young (39) vs. Penn St. (50) (Holiday, 1989) (42-59-2, 576 yards)

MOST PASS ATTEMPTS, BOTH TEAMS

- 116—Washington St. (33) [41] & Purdue (27) [75] (Sun, 2001) (53 completed)
- 109—Texas (47) [55] & Washington (43) [54] (Holiday, 2001) (64 completed)
- 108—Texas Tech (55) [52] & Clemson (15) [56] (Tangerine, 2002) (64 completed)
- 102—Texas Tech (45) [60] & California (31) [42] (Holiday, 2004) (63 completed)
- 101—Hawaii (59) [47] & UAB (40) [54] (Hawaii, 2004) (62 completed)
- 96—Clemson (27) [40] & Tennessee (14) [56] (Peach, Jan. 2, 2004) (53 completed)
- 95—Florida (31) [40] & Iowa (24) [55] (Outback, 2006) (57 completed)
- 94—UCLA (50) [24] & Northwestern (38) [70] (Sun, 2005) (48 completed)
- 94—Mississippi St. (17) [38] & Clemson (7) [56] (Peach, 1999) (42 completed)
- 93—Marshall (64) [70] & East Caro. (61) [23] [2 ot] (GMAC, 2001) (52 completed)
- 93—Georgia (28) [33] & Purdue (25) [60] (ot) (Outback, 2000) (56 completed)

- 93—Idaho (42) [41] & Southern Miss. (35) [52] (Humanitarian, 1998) (55 completed)
- 93—Mississippi (34) [48] & Marshall (31) [45] (Motor City, 1997) (52 completed)

MOST PASS COMPLETIONS

(Followed by Comp.-Att.-Int. and Yardage)

- 43—[D] San Jose St. (25) vs. Toledo (27) (California, 1981) (43-63-5, 467 yards)
- 42—Brigham Young (39) vs. Penn St. (50) (Holiday, 1989) (42-59-2, 576 yards)
- 41—Texas Tech (38) vs. Navy (14) (Houston, 2003) (41-53-1, 497 yards)
- 41—Marshall (64) vs. East Caro. (61) [2 ot] (GMAC, 2001) (41-70-2, 576 yards)
- 41—Oregon (20) vs. Penn St. (38) (Rose, 1995) (41-61-2, 456 yards)
- 39—Texas Tech (45) vs. California (31) (Holiday, 2004) (39-60-0, 520 yards)
- 39—Texas Tech (55) vs. Clemson (15) (Tangerine, 2002) (39-52-1, 464 yards)
- 39—Oklahoma (25) vs. Mississippi (27) (Independence, 1999) (39-54-1, 390 yards)
- 39—Richmond (49) vs. Ohio (42) (Tangerine, 1968) (39-58-2, 447 yards)
- 38—Northwestern (38) vs. UCLA (50) (Sun, 2005) (38-70-2, 416 yards)
- 38—North Carolina St. (56) vs. Kansas (26) (Tangerine, 2003) (38-46-0, 481 yards)
- 38—Bowling Green (28) vs. Northwestern (24) (Motor City, 2003) (38-51-3, 386 yards)
- 38—Purdue (27) vs. Washington St. (33) (Sun, 2001) (38-75-4, 419 yards)
- 38—Illinois (29) vs. Army (31) (Peach, 1985) (38-55-2, 401 yards)
- 38—[D] Vanderbilt (28) vs. Air Force (36) (Hall of Fame, 1982) (38-51-3, 452 yards)
- 38—Florida St. (17) vs. Penn St. (17) (Gator, 1967) (38-55-4, 363 yards)

MOST PASS COMPLETIONS, BOTH TEAMS

- 64—Texas Tech (55) [39] & Clemson (15) [25] (Tangerine, 2002) (108 attempted)
- 64—Texas (47) [37] & Washington (43) [27] (Holiday, 2001) (109 attempted)
- 63—Texas Tech (45) [39] & California (31) [24] (Holiday, 2004) (102 attempted)
- 62—Hawaii (59) [31] & UAB (40) [31] (Hawaii, 2004) (101 attempted)
- 61—Penn St. (38) [20] & Oregon (20) [41] (Rose, 1995) (92 attempted)
- 59—Texas (41) [30] & Southern California (38) [29] (Rose, 2006) (81 attempted)
- 58—North Carolina St. (56) [38] & Kansas (26) [20] (Tangerine, 2003) (88 attempted)
- 57—Florida (31) [25] & Iowa (24) [32] (Outback, 2006) (95 attempted)
- 57—[D] Michigan St. (44) [22] & Fresno St. (35) [35] (Silicon Valley, 2001) (90 attempted)
- 56—Florida (56) [33] & Maryland (23) [23] (Orange, 2002) (88 attempted)
- 56—Georgia (28) [20] & Purdue (25) [36] (ot) (Outback, 2000) (93 attempted)
- 56—Richmond (49) [39] & Ohio (42) [17] (Tangerine, 1968) (91 attempted)

MOST PASSING YARDS

(Followed by Comp.-Att.-Int.)

- 576—Marshall (64) vs. East Caro. (61) [2 ot] (GMAC, 2001) (41-70-2)
- 576—Brigham Young (39) vs. Penn St. (50) (Holiday, 1989) (42-59-2)
- 531—[D] Fresno St. (35) vs. Michigan St. (44) (Silicon Valley, 2001) (35-58-2)
- 527—Hawaii (54) vs. Houston (48) (3 ot) (Hawaii, 2003) (29-47-1)
- 523—[D] Fresno St. (30) vs. Colorado (41) (Aloha, 1993) (37-63-1)
- 520—Texas Tech (45) vs. California (31) (Holiday, 2004) (39-60-0)
- 497—Texas Tech (38) vs. Navy (14) (Houston, 2003) (41-53-1)
- 492—Washington St. (31) vs. Utah (28) (Copper, 1992) (32-48-1)
- 485—Brigham Young (31) vs. Oklahoma (6) (Copper, 1994) (23-46-0)
- 481—North Carolina St. (56) vs. Kansas (26) (Tangerine, 2003) (38-46-0)
- 473—Texas (47) vs. Washington (43) (Holiday, 2001) (37-55-3)
- 469—[D] Iowa (55) vs. Texas (17) (Freedom, 1984) (30-40-0)
- 467—Arizona St. (45) vs. Rutgers (40) (Insight, 2005) (23-35-0)
- 467—[D] San Jose St. (25) vs. Toledo (27) (California, 1981) (43-63-5)
- 464—Texas Tech (55) vs. Clemson (15) (Tangerine, 2002) (39-52-1)
- 458—Louisville (34) vs. Alabama (7) (Fiesta, 1991) (21-39-3)
- 456—Florida (56) vs. Maryland (23) (Orange, 2002) (33-49-2)
- 456—Oregon (20) vs. Penn St. (38) (Rose, 1995) (41-61-2)
- 456—[D] Oregon (43) vs. Colorado (51) (Aloha, 1998) (24-46-2)
- 455—Akron (31) vs. Memphis (38) (Motor City, 2005) (34-59-0)
- 455—Florida St. (40) vs. Texas Tech (17) (Tangerine, 1977) (25-35-0)

MOST PASSING YARDS, BOTH TEAMS

- 907—[D] Michigan St. (44) [376] & Fresno St. (35) [531] (Silicon Valley, 2001) (90 attempted)
- 859—Hawaii (54) [527] & Houston (48) [332] (3 ot) (Hawaii, 2003) (81 attempted)
- 841—Arizona St. (45) [467] & Rutgers (40) [374] (Insight, 2005) (73 attempted)
- 822—Hawaii (59) [405] & UAB (40) [417] (Hawaii, 2004) (101 attempted)
- 808—Washington St. (31) [492] & Utah (28) [316] (Copper, 1992) (88 attempted)
- 792—California (52) [394] & Virginia Tech (49) [398] (Insight, 2003) (81 attempted)
- 791—Penn St. (50) [215] & Brigham Young (39) [576] (Holiday, 1989) (80 attempted)
- 783—Texas Tech (55) [464] & Clemson (15) [319] (Tangerine, 2002) (108 attempted)
- 774—Florida St. (23) [325] & Florida (17) [449] (Sugar, Jan. 2, 1995) (84 attempted)
- 766—Texas Tech (45) [520] & California (31) [246] (Holiday, 2004) (102 attempted)
- 766—Texas (47) [473] & Washington (43) [293] (Holiday, 2001) (109 attempted)
- 747—Marshall (64) [411] & Louisville (29) [336] (Motor City, 1998) (78 attempted)
- 746—LSU (47) [444] & Illinois (34) [302] (Sugar, 2002) (89 attempted)
- 737—Marshall (64) [576] & East Caro. (61) [161] [2 ot] (GMAC, 2001) (93 attempted)
- 734—Florida St. (40) [455] & Texas Tech (17) [279] (Tangerine, 1977) (63 attempted)
- 732—[D] Toledo (27) [265] & San Jose St. (25) [467] (California, 1981) (85 attempted)
- 727—Southern California (41) [391] & Northwestern (32) [336] (Rose, 1996) (83 attempted)
- 724—North Carolina St. (56) [481] & Kansas (26) [243] (Tangerine, 2003) (88 attempted)
- 713—Florida (56) [456] & Maryland (23) [257] (Orange, 2002) (88 attempted)
- 708—[D] Navy (42) [395] & California (38) [313] (Aloha, 1996) (59 attempted)

MOST PASSES HAD INTERCEPTED

- 8—Arizona (10) vs. Auburn (34) (Sun, 1968)
- 7—Illinois (15) vs. Alabama (21) (Liberty, 1982)
- 7—Missouri (3) vs. Penn St. (10) (Orange, 1970)

- 7—Texas A&M (21) vs. Alabama (29) (Cotton, 1942)
 6—(D) Georgia Tech (21) vs. Fresno St. (30) (Silicon Valley, 2002)
 6—Georgia (6) vs. Nebraska (45) (Sun, 1969)
 6—TCU (26) vs. Georgia (40) (Orange, 1942)
 6—SMU (0) vs. Stanford (7) (Rose, 1936)

MOST PASSES HAD INTERCEPTED, BOTH TEAMS

- 12—Auburn (34) [4] & Arizona (10) [8] (Sun, 1968)
 10—Georgia (40) [6] & TCU (26) [4] (Orange, 1942)
 9—Alabama (21) [2] & Illinois (15) [7] (Liberty, 1982)
 8—Ohio St. (28) [3] & Texas A&M (12) [5] (Cotton, 1987)
 8—Nebraska (28) [3] & LSU (10) [5] (Sugar, 1985)
 8—Penn St. (10) [1] & Missouri (3) [7] (Orange, 1970)
 8—Nebraska (45) [2] & Georgia (6) [6] (Sun, 1969)
 8—Texas (12) [3] & Mississippi (7) [5] (Cotton, 1962)

MOST PASSES ATTEMPTED WITHOUT AN INTERCEPTION**(Followed by Comp.-Att.-Int. and Yardage)**

- 60—Texas Tech (45) vs. California (31) (Holiday, 2004) (39-60-0, 520 yards)
 59—Akron (31) vs. Memphis (38) (Motor City, 2005) (34-59-0, 455 yards)
 57—(D) Western Mich. (30) vs. Fresno St. (35) (California, 1988) (24-57-0, 366 yards)
 56—Tennessee (14) vs. Clemson (27) (Peach, Jan. 2, 2004) (31-56-0, 384 yards)
 53—LSU (47) vs. Illinois (34) (Sugar, 2002) (31-53-0, 444 yards)
 52—Southern Miss. (35) vs. Idaho (42) (Humanitarian, 1998) (31-52-0, 362 yards)
 51—Nevada (37) vs. Toledo (40) (ot) (Las Vegas, 1995) (27-51-0, 330 yards)
 51—Florida (34) vs. Michigan St. (37) (Florida Citrus, 2000) (25-51-0, 300 yards)

MOST PASSES ATTEMPTED BY BOTH TEAMS WITHOUT AN INTERCEPTION**(Followed by Comp.-Att.-Int. and Yardage)**

- 93—Idaho (42) [41] & Southern Miss. (35) [52] (Humanitarian, 1998) (55-93-0, 653 yards)
 92—Arizona St. (27) [45] & Purdue (23) [47] (Sun, 2004) (48-92-0, 651 yards)
 90—Bowling Green (35) [49] & Nevada (34) [41] (Las Vegas, 1992) (54-90-0, 597 yards)

HIGHEST COMPLETION PERCENTAGE**(Minimum 10 Attempts) (Followed by Comp.-Att.-Int. and Yardage)**

- .929—Texas (40) vs. Missouri (27) (Cotton, 1946) (13-14-0, 234 yards)
 .900—Mississippi (13) vs. Air Force (0) (Liberty, 1992) (9-10-0, 163 yards)
 .897—Georgia (33) vs. Wisconsin (6) (Outback, 1998) (26-29-0, 267 yards)
 .889—Texas A&M (65) vs. Brigham Young (14) (Holiday, 1990) (16-18-0, 324 yards)
 .833—Alabama (13) vs. Penn St. (6) (Sugar, 1975) (10-12-0, 210 yards)
 .828—Oklahoma St. (62) vs. Wyoming (14) (Holiday, 1988) (24-29-0, 378 yards)
 .826—North Carolina St. (56) vs. Kansas (26) (Tangerine, 2003) (38-46-0, 481 yards)
 .824—Nebraska (21) vs. North Carolina (17) (Liberty, 1977) (14-17-2, 161 yards)
 .818—Texas A&M (41) vs. Mississippi St. (43) (ot) (Independence, 2000) (9-11-1, 133 yards)
 .813—TCU (28) vs. Syracuse (27) (Cotton, 1957) (13-16-0, 202 yards)

MOST YARDS PER ATTEMPT**(Minimum 10 Attempts)**

- 21.7—Southern California (47) vs. Pittsburgh (14) (Rose, 1930) (13 for 282)
 18.8—(D) Navy (42) vs. California (38) (Aloha, 1996) (21 for 295)
 18.0—Texas A&M (65) vs. Brigham Young (14) (Holiday, 1990) (18 for 324)
 17.5—Alabama (13) vs. Penn St. (6) (Sugar, 1975) (12 for 210)
 17.1—Marshall (48) vs. Louisville (29) (Motor City, 1998) (24 for 411)
 16.7—Texas (36) vs. Tennessee (13) (Cotton, 1969) (14 for 234)
 16.7—Texas (40) vs. Missouri (27) (Cotton, 1946) (14 for 234)
 16.7—Air Force (45) vs. Washington (25) (Oahu Classic, 1998) (16 for 267)
 15.1—West Virginia (49) vs. Mississippi (38) (Music City, 2000) (21 for 318)
 14.6—Tennessee (23) vs. Florida St. (16) (Fiesta, 1999) (19 for 278)

MOST YARDS PER COMPLETION**(Minimum 8 Completions)**

- 35.2—Southern California (47) vs. Pittsburgh (14) (Rose, 1930) (8 for 282)
 29.3—Texas (36) vs. Tennessee (13) (Cotton, 1969) (8 for 234)
 29.3—Texas (28) vs. Navy (6) (Cotton, 1964) (8 for 234)

FEWEST PASS ATTEMPTS

- 2—Air Force (38) vs. Mississippi St. (15) (Liberty, 1991) (completed 1)
 2—(D) Army (10) vs. Michigan St. (6) (Cherry, 1984) (completed 1)
 2—West Virginia (14) vs. South Carolina (3) (Peach, 1969) (completed 1)
 3—Air Force (23) vs. Ohio St. (11) (Liberty, 1990) (completed 1)
 3—Oklahoma (31) vs. Nebraska (24) (Orange, 1979) (completed 2)
 3—Georgia Tech (21) vs. Pittsburgh (14) (Gator, 1956) (completed 3)
 3—Georgia Tech (7) vs. Pittsburgh (0) (Sugar, 1956) (completed 0)
 3—Miami (Fla.) (14) vs. Clemson (0) (Gator, 1952) (completed 2)
 3—Hardin-Simmons (7) vs. Second Air Force (13) (Sun, 1943) (completed 1)
 3—Catholic (20) vs. Mississippi (19) (Orange, 1936) (completed 1)

FEWEST PASS ATTEMPTS, BOTH TEAMS

- 9—Fordham (2) [4] & Missouri (0) [5] (Sugar, 1942)
 13—Colorado (27) [9] & Clemson (21) [4] (Orange, 1957)
 14—Tennessee (3) [6] & Texas A&M (0) [8] (Gator, 1957)
 14—Texas (16) [8] & Tennessee (0) [6] (Cotton, 1953)
 15—Utah (26) [4] & New Mexico (0) [11] (Sun, 1939)
 15—LSU (7) [1] & Clemson (0) [4] (Sugar, 1959)

FEWEST PASS COMPLETIONS**(Followed by Comp.-Att.-Int.)**

- 0—Army (28) vs. Alabama (29) (John Hancock Sun, 1988) (0-6-1)
 0—Missouri (35) vs. Alabama (10) (Gator, 1968) (0-6-2)

- 0—(D) Missouri (14) vs. Georgia Tech (10) (Bluebonnet, 1962) (0-7-2)
 0—(D) New Mexico (28) vs. Western Mich. (12) (Aviation, 1961) (0-4-0)
 0—Utah St. (13) vs. New Mexico St. (20) (Sun, 1960) (0-4-0)
 0—Georgia Tech (7) vs. Pittsburgh (0) (Sugar, 1956) (0-3-1)
 0—Arkansas (0) vs. LSU (0) (Cotton, 1947) (0-4-1)
 0—Rice (8) vs. Tennessee (0) (Orange, 1947) (0-4-2)
 0—Miami (Fla.) (13) vs. Holy Cross (6) (Orange, 1946) (0-10-3)
 0—Fordham (2) vs. Missouri (0) (Sugar, 1942) (0-4-0)
 0—Arizona St. (0) vs. Catholic (0) (Sun, 1940) (0-7-2)
 0—Tulane (13) vs. Texas A&M (14) (Sugar, 1940) (0-4-0)
 0—West Virginia (7) vs. Texas Tech (6) (Sun, 1938) (0-7-0)

FEWEST PASS COMPLETIONS, BOTH TEAMS

- 3—Arizona St. (0) [0] & Catholic (0) [3] (Sun, 1940)
 4—Penn St. (7) [2] & Alabama (0) [2] (Liberty, 1959)
 4—Baylor (13) [3] & Tennessee (7) [1] (Sugar, 1957)
 4—Rice (8) [0] & Tennessee (0) [4] (Orange, 1947)
 5—Oklahoma (14) [3] & Michigan (6) [2] (Orange, 1976)
 5—Kentucky (21) [2] & North Carolina (0) [3] (Peach, 1976)
 5—Texas (16) [2] & Tennessee (0) [3] (Cotton, 1953)
 5—Arkansas (0) [0] & LSU (0) [5] (Cotton, 1947)
 5—Wake Forest (26) [1] & South Carolina (14) [4] (Gator, 1946)
 5—Utah (26) [1] & New Mexico (0) [4] (Sun, 1939)

FEWEST PASSING YARDS**(Followed by Comp.-Att.-Int.)**

- 50—U. of Mexico (0) vs. Southwestern (Tex.) (35) (Sun, 1945) (2-9-3)
 -2—Oklahoma (40) vs. Houston (14) (Sun, 1981) (1-5-1)
 0—Army (28) vs. Alabama (29) (John Hancock Sun, 1988) (0-6-1)
 0—Missouri (35) vs. Alabama (10) (Gator, 1968) (0-6-2)
 0—(D) Missouri (14) vs. Georgia Tech (10) (Bluebonnet, 1962) (0-7-2)
 0—(D) New Mexico (28) vs. Western Mich. (12) (Aviation, 1961) (0-4-0)
 0—Utah St. (13) vs. New Mexico St. (20) (Sun, 1960) (0-4-0)
 0—Georgia Tech (7) vs. Pittsburgh (0) (Sugar, 1956) (0-3-1)
 0—Arkansas (0) vs. LSU (0) (Cotton, 1947) (0-4-1)
 0—Rice (8) vs. Tennessee (0) (Orange, 1947) (0-4-2)
 0—Miami (Fla.) (13) vs. Holy Cross (6) (Orange, 1946) (0-10-3)
 0—Fordham (2) vs. Missouri (0) (Sugar, 1942) (0-4-0)
 0—Tulane (13) vs. Texas A&M (14) (Sugar, 1940) (0-4-0)
 0—Arizona St. (0) vs. Catholic (0) (Sun, 1940) (0-7-2)
 0—West Virginia (7) vs. Texas Tech (6) (Sun, 1938) (0-7-0)
 0—California (0) vs. Wash. & Jeff. (0) (Rose, 1922)
 0—Oregon (6) vs. Harvard (7) (Rose, 1920)

FEWEST PASSING YARDS, BOTH TEAMS

- 16—Arkansas (0) [0] & LSU (0) [16] (Cotton, 1947)
 16—Arizona St. (0) [0] & Catholic (0) [16] (Sun, 1940)
 21—Fordham (2) [0] & Missouri (0) [21] (Sugar, 1942)
 32—Rice (8) [0] & Tennessee (0) [32] (Orange, 1947)
 40—Kentucky (21) [16] & North Carolina (0) [24] (Peach, 1976)
 40—Baylor (13) [24] & Tennessee (7) [16] (Sugar, 1957)
 52—Colorado (27) [25] & Clemson (21) [27] (Orange, 1957)
 59—Miami (Fla.) (13) [0] & Holy Cross (6) [59] (Orange, 1946)
 60—North Carolina (26) [10] & Texas (10) [50] (Sun, 1982)
 62—Southern California (25) [45] & Tennessee (0) [17] (Rose, 1945)
 68—Missouri (35) [0] & Alabama (10) [68] (Gator, 1968)
 68—Penn St. (7) [41] & Alabama (0) [27] (Liberty, 1959)
 74—Oklahoma (41) [23] & Wyoming (7) [51] (Fiesta, 1976)
 75—Southwestern (Tex.) (7) [65] & New Mexico (0) [10] (Sun, 1944)
 77—Utah (26) [18] & New Mexico (0) [59] (Sun, 1939)
 78—Texas (16) [32] & Tennessee (0) [46] (Cotton, 1953)

LOWEST COMPLETION PERCENTAGE**(Followed by Comp.-Att.-Int.)**

- .000—Army (28) vs. Alabama (29) (John Hancock Sun, 1988) (0-6-1)
 .000—Missouri (35) vs. Alabama (10) (Gator, 1968) (0-6-2)
 .000—(D) Missouri (14) vs. Georgia Tech (10) (Bluebonnet, 1962) (0-7-2)
 .000—(D) New Mexico (28) vs. Western Mich. (12) (Aviation, 1961) (0-4-0)
 .000—Utah St. (13) vs. New Mexico St. (20) (Sun, 1960) (0-4-0)
 .000—Georgia Tech (7) vs. Pittsburgh (0) (Sugar, 1956) (0-3-1)
 .000—Arkansas (0) vs. LSU (0) (Cotton, 1947) (0-4-1)
 .000—Rice (8) vs. Tennessee (0) (Orange, 1947) (0-4-2)
 .000—Miami (Fla.) (13) vs. Holy Cross (6) (Orange, 1946) (0-10-3)
 .000—Fordham (2) vs. Missouri (0) (Sugar, 1942) (0-4-0)
 .000—Tulane (13) vs. Texas A&M (14) (Sugar, 1940) (0-4-0)
 .000—Arizona St. (0) vs. Catholic (0) (Sun, 1940) (0-7-2)
 .000—West Virginia (7) vs. Texas Tech (6) (Sun, 1938) (0-7-0)

FEWEST YARDS PER PASS ATTEMPT

- 5.6—U. of Mexico (0) vs. Southwestern (Tex.) (35) (Sun, 1945) (9 for -50)
 -0.4—Oklahoma (40) vs. Houston (14) (Sun, 1981) (5 for -2)
 0.0—Army (28) vs. Alabama (29) (John Hancock Sun, 1988) (6 for 0)
 0.0—Missouri (35) vs. Alabama (10) (Gator, 1968) (6 for 0)
 0.0—(D) Missouri (14) vs. Georgia Tech (10) (Bluebonnet, 1962) (7 for 0)
 0.0—(D) New Mexico (28) vs. Western Mich. (12) (Aviation, 1961) (4 for 0)
 0.0—Utah St. (13) vs. New Mexico St. (20) (Sun, 1960) (4 for 0)
 0.0—Georgia Tech (7) vs. Pittsburgh (0) (Sugar, 1956) (3 for 0)
 0.0—Arkansas (0) vs. LSU (0) (Cotton, 1947) (4 for 0)
 0.0—Rice (8) vs. Tennessee (0) (Orange, 1947) (4 for 0)

0.0—Miami (Fla.) (13) vs. Holy Cross (6) (Orange, 1946) (10 for 0)
 0.0—Fordham (2) vs. Missouri (0) (Sugar, 1942) (4 for 0)
 0.0—Tulane (13) vs. Texas A&M (14) (Sugar, 1940) (4 for 0)
 0.0—Arizona St. (0) vs. Catholic (0) (Sun, 1940) (7 for 0)
 0.0—West Virginia (7) vs. Texas Tech (6) (Sun, 1938) (7 for 0)

FEWEST YARDS PER PASS COMPLETION

(Minimum 1 completion)

-25.0—U. of Mexico (0) vs. Southwestern (Tex.) (35) (Sun, 1945) (2 for -50)
 -2.0—Oklahoma (40) vs. Houston (14) (Sun, 1981) (1 for -2)
 3.0—West Virginia (14) vs. South Carolina (3) (Peach, 1969) (1 for 3)
 3.2—LSU (0) vs. Arkansas (0) (Cotton, 1947) (5 for 16)
 3.3—North Carolina (26) vs. Texas (10) (Sun, 1982) (3 for 10)
 3.3—New Mexico (0) vs. Southwestern (Tex.) (7) (Sun, 1944) (3 for 10)
 4.5—Alabama (34) vs. Miami (Fla.) (13) (Sugar, 1993) (4 for 18)
 4.6—Texas (14) vs. Georgia Tech (7) (Cotton, 1943) (5 for 23)
 4.8—UTEP (33) vs. Georgetown (20) (Sun, 1950) (5 for 24)
 5.3—Case Reserve (26) vs. Arizona St. (13) (Sun, 1941) (3 for 16)
 5.3—Arkansas (3) vs. UCLA (17) (Cotton, 1989) (4 for 21)

Scoring

MOST TOUCHDOWNS

10—Nebraska (66) vs. Northwestern (17) (Alamo, 2000) (6 rush, 4 pass)
 9—Marshall (64) vs. East Caro. (61) (2 ot) (GMAC, 2001) (3 rush, 4 pass, 2 interception returns)
 9—Illinois (63) vs. Virginia (21) (Micronpc.com, 1999) (6 rush, 3 pass)
 9—Texas A&M (65) vs. Brigham Young (14) (Holiday, 1990) (5 rush, 4 pass)
 9—Alabama (61) vs. Syracuse (6) (Orange, 1953) (4 rush, 3 pass, 1 punt return, 1 interception return)
 9—(D) Centre (63) vs. TCU (7) (Fort Worth Classic, 1921) (8 rush, 1 blocked punt recovery in end zone)
 8—Hawaii (59) vs. UAB (40) (Hawaii, 2004) (2 rush, 4 pass, 1 kickoff return, 1 punt return)
 8—North Carolina St. (56) vs. Kansas (26) (Tangerine, 2003) (3 rush, 5 pass)
 8—Florida (56) vs. Maryland (23) (Orange, 2002) (3 rush, 5 pass)
 8—Colorado (62) vs. Boston College (28) (Insight.com, 1999) (5 rush, 2 interception return, 1 punt return)
 8—Nebraska (62) vs. Florida (24) (Fiesta, 1996) (6 rush, 1 pass, 1 interception return)
 8—Kansas St. (54) vs. Colorado St. (21) (Holiday, 1995) (4 rush, 4 pass)
 8—Oklahoma St. (62) vs. Wyoming (14) (Holiday, 1988) (6 rush, 2 pass)
 8—Toledo (56) vs. Davidson (33) (Tangerine, 1969) (4 rush, 3 pass, 1 fumble return)

MOST TOUCHDOWNS, BOTH TEAMS

16—Marshall (64) [9] & East Caro. (61) (2 ot) [7] (GMAC, 2001)
 14—California (52) [7] & Virginia Tech (49) [7] (Insight, 2003)
 13—Nevada (49) [7] & UCF (48) [6] (ot) (Hawaii, 2005)
 13—Hawaii (59) [8] & UAB (40) [5] (Hawaii, 2004)
 13—Hawaii (54) [7] & Houston (48) [6] (3 ot) (Hawaii, 2003)
 13—Texas Tech (55) [7] & Air Force (41) [6] (Copper, 1995)
 13—Richmond (49) [7] & Ohio (42) [6] (Tangerine, 1968)
 12—UCLA (50) [7] & Northwestern (38) [5] (Sun, 2005)
 12—Bowling Green (52) [7] & Memphis (35) [5] (GMAC, 2004)
 12—LSU (47) [7] & Illinois (34) [5] (Sugar, 2002)
 12—Nebraska (66) [10] & Northwestern (17) [2] (Alamo, 2000)
 12—Colorado (62) [8] & Boston College (28) [4] (Insight.com, 1999)
 12—Illinois (63) [9] & Virginia (21) [3] (Micronpc.com, 1999)
 12—(D) Colorado (51) [6] & Oregon (43) [6] (Aloha, 1998)

MOST TOUCHDOWNS RUSHING

8—(D) Centre (63) vs. TCU (7) (Fort Worth Classic, 1921)
 7—Georgia Tech (52) vs. Tulsa (10) (Humanitarian, 2004)
 7—(D) Houston (47) vs. Tulane (7) (Bluenbonnet, 1973)
 6—Nevada (49) vs. UCF (48) (ot) (Hawaii, 2005)
 6—Nebraska (66) vs. Northwestern (17) (Alamo, 2000)
 6—Illinois (63) vs. Virginia (21) (Micronpc.com, 1999)
 6—Nebraska (42) vs. Tennessee (17) (Orange, 1998)
 6—(D) Navy (42) vs. California (38) (Aloha, 1996)
 6—Nebraska (62) vs. Florida (24) (Fiesta, 1996)
 6—Texas Tech (55) vs. Air Force (41) (Copper, 1995)
 6—Air Force (41) vs. Texas Tech (55) (Copper, 1995)
 6—Texas Tech (49) vs. Duke (21) (All-American, 1989)
 6—Oklahoma St. (62) vs. Wyoming (14) (Holiday, 1988)
 6—Oklahoma (42) vs. Arkansas (8) (Orange, 1987)
 6—Ohio St. (47) vs. Brigham Young (17) (Holiday, 1982)
 6—Oklahoma St. (49) vs. Brigham Young (21) (Tangerine, 1976)
 6—Arizona St. (48) vs. North Carolina (26) (Peach, 1970)
 6—Michigan (49) vs. Stanford (0) (Rose, 1902)

MOST TOUCHDOWNS RUSHING, BOTH TEAMS

12—Texas Tech (55) [6] & Air Force (41) [6] (Copper, 1995)
 9—Texas (41) [5] & Southern California (38) [4] (Rose, 2006)
 9—Nevada (49) [6] & UCF (48) [3] (ot) (Hawaii, 2005)
 9—Arizona St. (48) [6] & North Carolina (26) [3] (Peach, 1970)
 8—Marshall (64) [3] & East Caro. (61) [5] (2 ot) (GMAC, 2001)
 8—Oklahoma St. (62) [6] & Wyoming (14) [2] (Holiday, 1988)
 8—Colorado (47) [5] & Alabama (33) [3] (Liberty, 1969)

7—Georgia Tech (52) [7] & Tulsa (10) [0] (Humanitarian, 2004)
 7—California (52) [5] & Virginia Tech (49) [2] (Insight, 2003)
 7—Nebraska (66) [6] & Northwestern (17) [1] (Alamo, 2000)
 7—Illinois (63) [6] & Virginia (21) [1] (Micronpc.com, 1999)
 7—(D) Navy (42) [6] & California (38) [1] (Aloha, 1996)
 7—Nebraska (62) [6] & Florida (24) [1] (Fiesta, 1996)
 7—Kansas St. (54) [4] & Colorado St. (21) [3] (Holiday, 1995)
 7—Oklahoma (42) [6] & Arkansas (8) [1] (Orange, 1987)
 7—Oklahoma St. (35) [4] & West Virginia (33) [3] (John Hancock Sun, 1987)
 7—UCLA (45) [5] & Iowa (28) [2] (Rose, 1986)
 7—Oklahoma St. (49) [6] & Brigham Young (21) [1] (Tangerine, 1976)
 7—Arizona St. (49) [5] & Missouri (35) [2] (Fiesta, 1972)
 7—Penn St. (41) [5] & Oregon (12) [2] (Liberty, 1960)

MOST TOUCHDOWNS PASSING

6—(D) Iowa (55) vs. Texas (17) (Freedom, 1984)
 5—Toledo (45) vs. UTEP (13) (GMAC, 2005)
 5—Southern California (55) vs. Oklahoma (19) (Orange, 2005)
 5—Bowling Green (52) vs. Memphis (35) (GMAC, 2004)
 5—Fresno St. (37) vs. Virginia (34) (ot) (MPC Computers, 2004)
 5—North Carolina St. (56) vs. Kansas (26) (Tangerine, 2003)
 5—Hawaii (54) vs. Houston (48) (3 ot) (Hawaii, 2003)
 5—Texas Tech (55) vs. Clemson (15) (Tangerine, 2002)
 5—Florida (56) vs. Maryland (23) (Orange, 2002)
 5—Illinois (34) vs. LSU (47) (Sugar, 2002)
 5—Clemson (49) vs. Louisiana Tech (24) (Humanitarian, 2001)
 5—West Virginia (49) vs. Mississippi (38) (Music City, 2000)
 5—Southern California (55) vs. Texas Tech (14) (Cotton, 1995)
 5—Florida St. (41) vs. Nebraska (17) (Fiesta, 1990)
 5—Florida St. (36) vs. Oklahoma (19) (Gator, Jan. 2, 1965)

MOST TOUCHDOWNS PASSING, BOTH TEAMS

9—Bowling Green (52) [5] & Memphis (35) [4] (GMAC, 2004)
 8—LSU (47) [3] & Illinois (34) [5] (Sugar, 2002)
 8—West Virginia (49) [5] & Mississippi (38) [3] (Music City, 2000)
 8—(D) Iowa (55) [6] & Texas (17) [2] (Freedom, 1984)
 8—Richmond (49) [4] & Ohio (42) [4] (Tangerine, 1968)
 8—Arizona St. (45) [4] & Rutgers (40) [3] (Insight, 2005)
 7—Southern California (55) [5] & Oklahoma (19) [2] (Orange, 2005)
 7—North Carolina St. (56) [5] & Kansas (26) [2] (Tangerine, 2003)
 7—Hawaii (54) [5] & Houston (48) [2] (3 ot) (Hawaii, 2003)
 7—(D) Michigan St. (44) [3] & Fresno St. (35) [4] (Silicon Valley, 2001)
 7—Florida St. (31) [4] & Notre Dame (26) [3] (Orange, 1996)
 7—East Caro. (37) [4] & North Carolina St. (34) [3] (Peach, 1992)
 7—Toledo (56) [3] & Davidson (33) [4] (Tangerine, 1969)
 7—Georgia (40) [4] & TCU (26) [3] (Orange, 1942)

MOST FIELD GOALS MADE

5—Minnesota (29) vs. Arkansas (14) (Music City, 2002) (24, 45, 21, 22, 29 yards)
 5—Texas A&M (22) vs. Michigan (20) (Alamo, 1995) (27, 49, 47, 31, 37 yards)
 5—Mississippi St. (24) vs. North Carolina St. (28) (Peach, Jan. 1, 1995) (37, 21, 29, 36, 30 yards)
 5—Florida (28) vs. Notre Dame (39) (Sugar, 1992) (26, 24, 36, 37, 24 yards)
 5—Maryland (23) vs. Tennessee (30) (Florida Citrus, 1983) (18, 48, 31, 22, 26 yards)
 4—LSU (40) vs. Miami (Fla.) (3) (Peach, 2005) (37, 47, 35, 50 yards)
 4—Rutgers (40) vs. Arizona St. (45) (Insight, 2005) (25, 23, 52, 48 yards)
 4—Colorado (33) vs. UTEP (28) (Houston, 2004) (26, 54, 37, 20 yards)
 4—Connecticut (39) vs. Toledo (10) (Motor City, 2004) (35, 37, 25, 36 yards)
 4—Ohio St. (33) vs. Oklahoma St. (7) (Alamo, 2004) (37, 35, 41, 36 yards)
 4—Georgia (26) vs. Florida St. (13) (Sugar, 2003) (23, 42, 25, 35 yards)
 4—Oklahoma St. (33) vs. Southern Miss. (23) (Houston, 2002) (46, 52, 29, 23 yards)
 4—Washington St. (33) vs. Purdue (27) (Sun, 2001) (47, 34, 30, 37 yards)
 4—Iowa (19) vs. Texas Tech (16) (Alamo, 2001) (36, 31, 46, 47 yards)
 4—East Caro. (61) vs. Marshall (64) (2 ot) (GMAC, 2001) (25, 22, 32, 37 yards)
 4—East Caro. (19) vs. Stanford (13) (Liberty, 1995) (46, 26, 41, 34 yards)
 4—Oklahoma (25) vs. Penn St. (10) (Orange, 1986) (26, 31, 21, 22 yards)
 4—North Carolina (26) vs. Texas (10) (Sun, 1982) (53, 47, 24, 42 yards)
 4—Texas A&M (33) vs. Oklahoma St. (16) (Independence, 1981) (33, 32, 50, 18 yards)
 4—West Virginia (26) vs. Florida (6) (Peach, Dec. 31, 1981) (35, 42, 49, 24 yards)
 4—Missouri (19) vs. Southern Miss. (17) (Tangerine, 1981) (45, 41, 30, 28 yards)
 4—Nebraska (45) vs. Georgia (6) (Sun, 1969) (50, 32, 42, 37 yards)
 4—Alabama (12) vs. Mississippi (7) (Sugar, 1964) (46, 31, 34, 48 yards)

MOST FIELD GOALS MADE, BOTH TEAMS

(At Least One Field Goal by Both Teams)

7—Iowa (19) [4] & Texas Tech (16) [3] (Alamo, 2001)
 7—Texas A&M (22) [5] & Michigan (20) [2] (Alamo, 1995)
 7—North Carolina St. (28) [2] & Mississippi St. (24) [5] (Peach, Jan. 1, 1995)
 6—Washington St. (33) [4] & Purdue (27) [2] (Sun, 2001)
 6—Toledo (23) [3] & Cincinnati (16) [3] (Motor City, 2001)
 6—Notre Dame (39) [1] & Florida (28) [5] (Sugar, 1992)
 6—Syracuse (16) [3] & Auburn (16) [3] (Sugar, 1988)
 6—Tennessee (30) [1] & Maryland (23) [5] (Florida Citrus, 1983)
 5—LSU (40) [4] & Miami (Fla.) (3) [1] (Peach, 2005)
 5—Arizona St. (45) [1] & Rutgers (40) [4] (Insight, 2005)
 5—Florida St. (30) [3] & West Virginia (18) [2] (Gator, 2005)
 5—Connecticut (39) [4] & Toledo (10) [1] (Motor City, 2004)
 5—Ohio St. (31) [3] & Miami (Fla.) (24) [2] (2 ot) (Fiesta, 2003)

5—Texas (47) [2] & Washington (43) [3] (Holiday, 2001)
 5—Marshall (64) [1] & East Caro. (61) [2 of] [4] (GMAC, 2001)
 5—LSU (27) [2] & Notre Dame (9) [3] (Independence, 1997)
 5—Penn St. (50) [3] & Brigham Young (39) [2] (Holiday, 1989)
 5—Oklahoma (25) [4] & Penn St. (10) [1] (Orange, 1986)
 5—North Carolina (26) [4] & Texas (10) [1] (Sun, 1982)
 5—Texas A&M (33) [4] & Oklahoma St. (16) [1] (Independence, 1981)
 5—Missouri (19) [4] & Southern Miss. (17) [1] (Tangerine, 1981)
 5—Penn St. (9) [3] & Tulane (6) [2] (Liberty, 1979)
 5—Penn St. (30) [3] & Texas (6) [2] (Cotton, 1972)

MOST POINTS, WINNING TEAM

66—Nebraska vs. Northwestern (17) (Alamo, 2000)
 65—Texas A&M vs. Brigham Young (14) (Holiday, 1990)
 64—Marshall vs. East Caro. (61) [2 of] (GMAC, 2001)
 63—Illinois vs. Virginia (21) (Micronpc.com, 1999)
 62—Colorado vs. Boston College (28) (Insight.com, 1999)
 62—Nebraska vs. Florida (24) (Fiesta, 1996)
 62—Oklahoma St. vs. Wyoming (14) (Holiday, 1988)
 61—Alabama vs. Syracuse (6) (Orange, 1953)
 59—Hawaii vs. UAB (40) (Hawaii, 2004)
 56—North Carolina St. vs. Kansas (26) (Tangerine, 2003)
 56—Florida vs. Maryland (23) (Orange, 2002)
 56—Toledo vs. Davidson (33) (Tangerine, 1969)

MOST POINTS, LOSING TEAM

61—East Caro. vs. Marshall (64) [2 of] (GMAC, 2001)
 49—Virginia Tech vs. California (52) (Insight, 2003)
 48—UCF vs. Nevada (49) (ot) (Hawaii, 2005)
 48—Houston vs. Hawaii (54) [3 of] (Hawaii, 2003)
 45—SMU vs. Brigham Young (46) (Holiday, 1980)
 43—Washington vs. Texas (47) (Holiday, 2001)
 43—(D) Oregon vs. Colorado (51) (Aloha, 1998)
 42—Ohio vs. Richmond (49) (Tangerine, 1968)
 41—Texas A&M vs. Mississippi St. (43) (ot) (Independence, 2000)
 41—Air Force vs. Texas Tech (55) (Copper, 1995)
 40—Rutgers vs. Arizona St. (45) (Insight, 2005)
 40—Boise St. vs. Louisville (44) (Liberty, 2004)
 40—UAB vs. Hawaii (59) (Hawaii, 2004)

MOST POINTS, BOTH TEAMS

125—Marshall (64) & East Caro. (61) [2 of] (GMAC, 2001)
 102—Hawaii (54) & Houston (48) [3 of] (Hawaii, 2003)
 101—California (52) & Virginia Tech (49) (Insight, 2003)
 99—Hawaii (59) & UAB (40) (Hawaii, 2004)
 97—Nevada (49) & UCF (48) (ot) (Hawaii, 2005)
 96—Texas Tech (55) & Air Force (41) (Copper, 1995)
 94—(D) Colorado (51) & Oregon (43) (Aloha, 1998)
 91—Brigham Young (46) & SMU (45) (Holiday, 1980)
 91—Richmond (49) & Ohio (42) (Tangerine, 1968)
 90—Texas (47) & Washington (43) (Holiday, 2001)
 90—Colorado (62) & Boston College (28) (Insight.com, 1999)

LARGEST MARGIN OF VICTORY

55—Alabama (61) vs. Syracuse (6) (Orange, 1953)
 51—Texas A&M (65) vs. Brigham Young (14) (Holiday, 1990)
 49—Nebraska (66) vs. Northwestern (17) (Alamo, 2000)
 48—Oklahoma St. (62) vs. Wyoming (14) (Holiday, 1988)
 44—(D) Fresno St. (51) vs. Bowling Green (7) (California, 1985)
 43—Miami (Fla.) (46) vs. Texas (3) (Cotton, 1991)
 42—Georgia Tech (52) vs. Tulsa (10) (Humanitarian, 2004)
 42—Illinois (63) vs. Virginia (21) (Micronpc.com, 1999)
 42—Texas (42) vs. Maryland (0) (Sun, 1978)
 41—Oregon St. (55) vs. New Mexico (14) (Las Vegas, 2003)
 41—Syracuse (41) vs. Clemson (0) (Gator, 1996)
 41—Southern California (55) vs. Texas Tech (14) (Cotton, 1995)

LARGEST DEFICIT OVERCOME TO WIN

30—Marshall (64) vs. East Caro. (61) [2 of] (GMAC, 2001) (trailed 38-8 at half)
 25—Georgia (28) vs. Purdue (25) (ot) (Outback, 2000) (trailed 25-0 in 2nd quarter)
 24—North Carolina St. (38) vs. Minnesota (30) (Micronpc.com, 2000) (trailed 24-0 in 2nd quarter)
 22—UCLA (50) vs. Northwestern (38) (Sun, 2005) (trailed 22-0 in 1st quarter)
 22—Brigham Young (46) vs. SMU (45) (Holiday, 1980) (trailed 35-13 in 3rd quarter and then trailed 45-25 with four minutes remaining in the game)
 22—Notre Dame (35) vs. Houston (34) (Cotton, 1979) (trailed 34-12 in 4th quarter)
 21—Missouri (38) vs. South Carolina (31) (Independence, 2005) (trailed 21-0 and 28-7 in 2nd quarter)
 21—Maryland (28) vs. Tennessee (27) (Sun, 1984) (trailed 21-0 at half)
 21—(D) Fresno St. (29) vs. Bowling Green (28) (California, 1982) (trailed 21-0 in 2nd quarter)
 19—Texas (47) vs. Washington (43) (Holiday, 2001) (trailed 36-17 in 3rd quarter)
 19—Wake Forest (39) vs. Oregon (35) (Independence, 1992) (trailed 29-10 in 3rd quarter)

FEWEST POINTS, WINNING TEAM

2—Fordham vs. Missouri (0) (Sugar, 1942)
 3—Tennessee vs. Texas A&M (0) (Gator, 1957)
 3—TCU vs. LSU (2) (Sugar, 1936)

6—UCLA vs. Illinois (3) (John Hancock, 1991)
 6—Oregon St. vs. Villanova (0) (Liberty, 1962)
 6—Tulsa vs. Texas Tech (0) (Sun, 1942)
 6—Clemson vs. Boston College (3) (Cotton, 1940)
 6—Auburn vs. Michigan St. (0) (Orange, 1938)
 6—Santa Clara vs. LSU (0) (Sugar, 1938)

FEWEST POINTS, LOSING TEAM

0—By many teams

FEWEST POINTS, BOTH TEAMS

0—Air Force (0) & TCU (0) (Cotton, 1959)
 0—Arkansas (0) & LSU (0) (Cotton, 1947)
 0—Arizona St. (0) & Catholic (0) (Sun, 1940)
 0—California (0) & Wash. & Jeff. (0) (Rose, 1922)

MOST POINTS SCORED IN ONE HALF

45—Colorado (62) vs. Boston College (28) (Insight.com, 1999) (1st half)
 45—Oklahoma St. (62) vs. Wyoming (14) (Holiday, 1988) (2nd half)
 43—Marshall (64) vs. East Caro. (61) [2 of] (GMAC, 2001) (2nd half)
 42—Georgia Tech (52) vs. Tulsa (10) (Humanitarian, 2004) (2nd half)
 42—Boston College (51) vs. Toledo (25) (Motor City, 2002) (1st half)
 42—Illinois (63) vs. Virginia (21) (Micronpc.com, 1999) (1st half)
 42—Toledo (56) vs. Davidson (33) (Tangerine, 1969) (1st half)
 40—Alabama (61) vs. Syracuse (6) (Orange, 1953) (2nd half)
 38—Southern California (55) vs. Oklahoma (19) (Orange, 2005) (1st half)
 38—East Caro. (61) vs. Marshall (64) [2 of] (GMAC, 2001) (1st half)
 38—Nebraska (66) vs. Northwestern (17) (Alamo, 2000) (1st half)
 38—Penn St. (50) vs. Brigham Young (39) (Holiday, 1989) (2nd half)
 38—Penn St. (41) vs. Baylor (20) (Cotton, 1975) (2nd half)
 38—Mississippi (41) vs. Georgia Tech (18) (Peach, 1971) (1st half)
 37—(D) Michigan St. (44) vs. Fresno St. (35) (Silicon Valley, 2001) (1st half)
 37—(D) Colorado (51) vs. Oregon (43) (Aloha, 1998) (1st half)
 37—Texas A&M (65) vs. Brigham Young (14) (Holiday, 1990) (1st half)

MOST POINTS SCORED IN ONE HALF, BOTH TEAMS

64—Kansas (51) [34] & UCLA (30) [30] (Aloha, 1995) (2nd half)
 64—Penn St. (50) [38] & Brigham Young (39) [26] (Holiday, 1989) (2nd half)
 63—Bowling Green (52) [35] & Memphis (35) [28] (GMAC, 2004) (1st half)
 63—(D) Navy (42) [28] & California (38) [35] (Aloha, 1996) (1st half)
 60—Boston College (51) [42] & Toledo (25) [18] (Motor City, 2002) (1st half)
 58—(D) Michigan St. (44) [37] & Fresno St. (35) [21] (Silicon Valley, 2001) (1st half)
 56—Marshall (64) [43] & East Caro. (61) [13] [2 of] (GMAC, 2001) (2nd half)
 55—Nebraska (66) [38] & Northwestern (17) [17] (Alamo, 2000) (1st half)
 54—Hawaii (59) [28] & UAB (40) [26] (Hawaii, 2004) (1st half)
 54—Utah St. (42) [21] & Ball St. (33) [33] (Las Vegas, 1993) (2nd half)
 53—Texas (41) [25] & Southern California (38) [28] (Rose, 2006) (2nd half)
 53—Memphis (38) [25] & Akron (31) [28] (Motor City, 2005) (2nd half)
 53—Texas (47) [33] & Washington (43) [20] (Holiday, 2001) (2nd half)
 52—West Virginia (38) [31] & Georgia (35) [21] (Sugar, 2006) (1st half)
 52—Louisville (44) [31] & Boise St. (40) [21] (Liberty, 2004) (1st half)
 52—California (52) [31] & Virginia Tech (49) [21] (Insight, 2003) (2nd half)
 52—Colorado (62) [45] & Boston College (28) [7] (Insight.com, 1999) (1st half)
 52—Tennessee (48) [31] & Northwestern (28) [21] (Florida Citrus, 1997) (1st half)
 52—Texas Tech (55) [24] & Air Force (41) [28] (Copper, 1995) (2nd half)
 52—Oklahoma St. (62) [45] & Wyoming (14) [7] (Holiday, 1988) (2nd half)

MOST POINTS SCORED IN ONE QUARTER

31—Nebraska (66) vs. Northwestern (17) (Alamo, 2000) (2nd quarter)
 31—(D) Iowa (55) vs. Texas (17) (Freedom, 1984) (3rd quarter)
 30—Oklahoma (40) vs. Houston (14) (Sun, 1981) (4th quarter)
 29—Oregon St. (41) vs. Notre Dame (9) (Fiesta, 2001) (3rd quarter)
 29—Nebraska (62) vs. Florida (24) (Fiesta, 1996) (2nd quarter)
 28—Boston College (55) vs. Toledo (25) (Motor City, 2002) (2nd quarter)
 28—Clemson (49) vs. Louisiana Tech (24) (Humanitarian, 2001) (3rd quarter)
 28—Marshall (64) vs. East Caro. (61) (ot) (GMAC, 2001) (3rd quarter)
 28—West Virginia (49) vs. Mississippi (38) (Music City, 2000) (2nd quarter)
 28—Illinois (63) vs. Virginia (21) (Micronpc.com, 1999) (2nd quarter)
 28—Southern California (55) vs. Texas Tech (14) (Cotton, 1995) (1st quarter)
 28—Oklahoma St. (62) vs. Wyoming (14) (Holiday, 1988) (3rd quarter)
 28—Missouri (34) vs. Auburn (17) (Sun, 1973) (2nd quarter)
 28—Mississippi (41) vs. Georgia Tech (18) (Peach, 1971) (2nd quarter)
 28—Toledo (56) vs. Davidson (33) (Tangerine, 1969) (2nd quarter)
 28—Houston (49) vs. Miami (Ohio) (21) (Tangerine, 1962) (2nd quarter)

MOST POINTS SCORED IN ONE QUARTER, BOTH TEAMS

45—Nebraska (66) [31] & Northwestern (17) [14] (Alamo, 2000) (2nd quarter)
 43—Boston College (55) [28] & Toledo (25) [15] (Motor City, 2002) (2nd quarter)
 43—(D) Navy (42) [21] & California (38) [22] (Aloha, 1996) (2nd quarter)
 40—Arizona St. (48) [14] & North Carolina (26) [26] (Peach, 1970) (2nd quarter)
 39—Memphis (38) [18] & Akron (31) [21] (Motor City, 2005) (4th quarter)
 38—Missouri (34) [28] & Auburn (17) [10] (Sun, 1973) (2nd quarter)
 37—Texas (47) [14] & Washington (43) [23] (Holiday, 2001) (2nd quarter)
 37—(D) Kansas (51) [14] & UCLA (30) [23] (Aloha, 1995) (4th quarter)
 37—Oklahoma (40) [30] & Houston (14) [7] (Sun, 1981) (4th quarter)
 35—Bowling Green (52) [14] & Memphis (35) [21] (GMAC, 2004) (2nd quarter)
 35—Michigan (35) [21] & Alabama (34) [14] (Orange, 2000) (3rd quarter)
 35—Marshall (48) [14] & Louisville (29) [21] (Motor City, 1998) (2nd quarter)
 35—Kansas St. (54) [21] & Colorado St. (21) [14] (Holiday, 1995) (3rd quarter)

35—Oklahoma St. (62) [28] & Wyoming (14) [7] (Holiday, 1988) (3rd quarter)
 35—Oklahoma St. (49) [21] & Brigham Young (21) [14] (Tangerine, 1976) (2nd quarter)
 35—(D) Houston (31) [21] & North Carolina St. (31) [14] (Bluebonnet, 1974) (4th quarter)
 35—Arizona St. (49) [21] & Missouri (35) [14] (Fiesta, 1972) (4th quarter)
 35—Richmond (49) [21] & Ohio (42) [14] (Tangerine, 1968) (2nd quarter)

First Downs

MOST FIRST DOWNS

36—Marshall (64) vs. East Caro. (61) (2 ot) (GMAC, 2001) (9 rush, 25 pass, 2 penalty)
 36—Oklahoma (48) vs. Virginia (14) (Gator, Dec. 29, 1991) (16 rush, 18 pass, 2 penalty)
 35—Michigan (35) vs. Mississippi (3) (Gator, Jan. 1, 1991) (20 rush, 14 pass, 1 penalty)
 35—Brigham Young (39) vs. Penn St. (50) (Holiday, 1989) (8 rush, 27 pass, 0 penalty)
 34—North Carolina St. (56) [34] vs. Kansas (26) [28] (Tangerine, 2003) (9 rush, 22 pass, 3 penalty)
 34—(D) Fresno St. (30) vs. Colorado (41) (Aloha, 1993) (4 rush, 25 pass, 5 penalty)
 34—Oklahoma St. (62) vs. Wyoming (14) (Holiday, 1988) (15 rush, 17 pass, 2 penalty)
 34—(D) Miami (Fla.) (34) vs. Nebraska (36) (Gotham, 1962)
 33—Northwestern (38) vs. UCLA (50) (Sun, 2005) (11 rush, 17 pass, 5 penalty)
 33—Arizona St. (45) vs. Rutgers (40) (Insight, 2005) (11 rush, 21 pass, 1 penalty)
 33—Navy (51) vs. Colorado St. (30) (Poinsettia, 2005) (26 rush, 4 pass, 3 penalty)
 33—Toledo (40) vs. Nevada (37) (ot) (Las Vegas, 1995) (19 rush, 12 pass, 2 penalty)
 33—Arizona St. (49) vs. Missouri (35) (Fiesta, 1972) (22 rush, 11 pass, 0 penalty)
 32—Tennessee (38) vs. Texas A&M (7) (Cotton, 2005) (17 rush, 10 pass, 5 penalty)
 32—LSU (47) vs. Illinois (34) (Sugar, 2002) (7 rush, 23 pass, 2 penalty)
 32—Brigham Young (24) vs. Michigan (17) (Holiday, 1984)
 32—Richmond (49) vs. Ohio (42) (Tangerine, 1968) (8 rush, 24 pass, 0 penalty)
 32—Wisconsin (37) vs. Southern California (42) (Rose, 1963) (7 rush, 23 pass, 2 penalty)

MOST FIRST DOWNS, BOTH TEAMS

62—North Carolina St. (56) [34] & Kansas (26) [28] (Tangerine, 2003)
 61—Penn St. (50) [26] & Brigham Young (39) [35] (Holiday, 1989)
 60—Texas (41) [30] & Southern California (38) [30] (Rose, 2006)
 60—Nevada (49) [30] & UCF (48) [30] (ot) (Hawaii, 2005)
 59—Navy (51) [33] & Colorado St. (30) [26] (Poinsettia, 2005)
 59—Marshall (64) [36] & East Caro. (61) [2 ot] [23] (GMAC, 2001)
 58—Miami (Fla.) (46) [27] & North Carolina St. (23) [31] (Micron PC, 1998)
 57—UCLA (50) [24] & Northwestern (38) [33] (Sun, 2005)
 57—Arizona St. (45) [33] & Rutgers (40) [24] (Insight, 2005)
 57—Texas Tech (45) [30] & California (31) [27] (Holiday, 2004)
 56—Toledo (40) [33] & Nevada (37) [23] (ot) (Las Vegas, 1995)
 56—Mississippi (42) [30] & Air Force (29) [26] (Liberty, 1989)
 55—Hawaii (54) [30] & Houston (48) [25] (3 ot) (Hawaii, 2003)
 55—Michigan (35) [35] & Mississippi (3) [20] (Gator, Jan. 1, 1991)
 54—West Virginia (38) [27] & Georgia (35) [27] (Sugar, 2006)
 54—Hawaii (59) [23] & UAB (40) [31] (Hawaii, 2004)
 54—California (52) [27] & Virginia Tech (49) [27] (Insight, 2003)
 54—Boise St. (34) [28] & Louisville (31) [26] (Humanitarian, 1999)
 54—UCLA (45) [29] & Iowa (28) [25] (Rose, 1986)
 54—Florida St. (34) [31] & Oklahoma St. (23) [23] (Gator, 1985)

MOST FIRST DOWNS RUSHING

26—Navy (51) vs. Colorado St. (30) (Poinsettia, 2005)
 26—Oklahoma (40) vs. Auburn (22) (Sugar, Jan. 1, 1972)
 25—(D) Houston (26) vs. Dayton (21) (Salad, 1952)
 24—Nebraska (66) vs. Northwestern (17) (Alamo, 2000)
 24—Colorado (47) vs. Alabama (33) (Liberty, 1969)
 23—Georgia Tech (31) vs. Texas Tech (21) (Gator, Dec. 31, 1965)
 22—Nebraska (42) vs. Tennessee (17) (Orange, 1998)
 22—Syracuse (30) vs. Houston (17) (Liberty, 1996)
 22—(D) Arkansas (28) vs. Florida (24) (Bluebonnet, 1982)
 22—Oklahoma (41) vs. Wyoming (7) (Fiesta, 1976)
 22—Arizona St. (49) vs. Missouri (35) (Fiesta, 1972)
 21—Nebraska (62) vs. Florida (24) (Fiesta, 1996)
 21—Arkansas (27) vs. Tennessee (31) (Cotton, 1990)
 21—Florida St. (7) vs. Oklahoma (24) (Orange, 1980)
 21—(D) Houston (35) vs. Navy (0) (Garden State, 1980)
 21—Mississippi St. (26) vs. North Carolina (24) (Sun, 1974)
 21—Missouri (35) vs. Alabama (10) (Gator, 1968)

MOST FIRST DOWNS RUSHING, BOTH TEAMS

36—Miami (Fla.) (46) [16] & Texas (3) [20] (Cotton, 1991)
 36—Colorado (47) [24] & Alabama (33) [12] (Liberty, 1969)
 32—Navy (51) [26] & Colorado St. (30) [6] (Poinsettia, 2005)
 32—Miami (Fla.) (46) [14] & North Carolina St. (23) [18] (Micron PC, 1998)
 32—Texas Tech (55) [15] & Air Force (41) [17] (Copper, 1995)
 32—Tennessee (31) [11] & Arkansas (27) [21] (Cotton, 1990)
 32—Oklahoma (41) [22] & Wyoming (7) [10] (Fiesta, 1976)
 32—Arizona St. (49) [22] & Missouri (35) [10] (Fiesta, 1972)
 32—Texas (21) [19] & Notre Dame (17) [13] (Cotton, 1970)
 31—Air Force (38) [18] & Mississippi St. (15) [13] (Liberty, 1991)

MOST FIRST DOWNS PASSING

27—Brigham Young (39) vs. Penn St. (50) (Holiday, 1989)
 25—Marshall (64) vs. East Caro. (61) (2 ot) (GMAC, 2001)
 25—(D) Fresno St. (30) vs. Colorado (41) (Aloha, 1993)
 24—Texas Tech (38) vs. Navy (14) (Houston, 2003)

24—West Virginia (31) vs. Missouri (34) (Insight.com, 1998)
 24—Richmond (49) vs. Ohio (42) (Tangerine, 1968)
 23—LSU (47) vs. Illinois (34) (Sugar, 2002)
 23—Florida (56) vs. Maryland (23) (Orange, 2002)
 23—Tennessee (48) vs. Northwestern (28) (Florida Citrus, 1997)
 23—(D) San Jose St. (25) vs. Toledo (27) (California, 1981)
 23—Wisconsin (37) vs. Southern California (42) (Rose, 1963)

MOST FIRST DOWNS PASSING, BOTH TEAMS

38—Florida (31) [16] & Iowa (24) [22] (Outback, 2006)
 38—Penn St. (50) [11] & Brigham Young (39) [27] (Holiday, 1989)
 37—Arizona St. (45) [21] & Rutgers (40) [16] (Insight, 2005)
 36—Tennessee (48) [23] & Northwestern (28) [13] (Florida Citrus, 1997)
 35—Hawaii (59) [17] & UAB (40) [18] (Hawaii, 2004)
 35—North Carolina St. (56) [22] & Kansas (26) [13] (Tangerine, 2003)
 35—California (52) [17] & Virginia Tech (49) [18] (Insight, 2003)
 35—Miami (Fla.) (37) [18] & Florida (20) [17] (Sugar, 2001)
 33—Utah (38) [21] & Georgia Tech (10) [12] (Emerald, 2005)
 33—Texas Tech (45) [18] & California (31) [15] (Holiday, 2004)
 33—Florida (56) [23] & Maryland (23) [10] (Orange, 2002)
 33—Texas (43) [17] & Washington (43) [16] (Holiday, 2001)
 33—Marshall (64) [25] & East Caro. (8) [6] (2 ot) (GMAC, 2001)

MOST FIRST DOWNS BY PENALTY

8—West Virginia (18) vs. Florida St. (30) (Gator, 2005)
 6—Clemson (27) vs. Tennessee (14) (Peach, Jan. 2, 2004)
 6—Florida (52) vs. Florida St. (20) (Sugar, 1997)
 6—Texas (3) vs. Miami (Fla.) (46) (Cotton, 1991)
 5—Northwestern (38) vs. UCLA (50) (Sun, 2005)
 5—Tennessee (38) vs. Texas A&M (7) (Cotton, 2005)
 5—Iowa (27) vs. Texas Tech (0) (Alamo, 1996)
 5—(D) Arizona (13) vs. Utah (16) (Freedom, 1994)
 5—(D) Fresno St. (30) vs. Colorado (41) (Aloha, 1993)
 5—West Virginia (21) vs. Notre Dame (34) (Fiesta, 1989)
 5—(D) Washington (34) vs. Florida (7) (Freedom, 1989)
 5—(D) Western Mich. (30) vs. Fresno St. (35) (California, 1988)
 5—Miami (Fla.) (7) vs. Tennessee (35) (Sugar, 1986)
 5—(D) Miami (Ohio) (7) vs. San Jose St. (37) (California, 1986)

MOST FIRST DOWNS BY PENALTY, BOTH TEAMS

12—Florida St. (30) [4] & West Virginia (18) [8] (Gator, 2005)
 8—Tennessee (38) [5] & Texas A&M (7) [3] (Cotton, 2005)
 8—Florida (52) [6] & Florida St. (20) [2] (Sugar, 1997)
 8—Texas A&M (22) [4] & Michigan (20) [4] (Alamo, 1995)
 8—Miami (Fla.) (46) [2] & Texas (3) [6] (Cotton, 1991)
 7—UCLA (50) [2] & Northwestern (38) [5] (Sun, 2005)
 7—Clemson (27) [6] & Tennessee (14) [1] (Peach, Jan. 2, 2004)
 7—Iowa (27) [5] & Texas Tech (0) [2] (Alamo, 1996)
 7—(D) Washington (34) [5] & Florida (7) [2] (Freedom, 1989)
 7—Tennessee (35) [2] & Miami (Fla.) (7) [5] (Sugar, 1986)
 7—Tennessee (14) [3] & Arkansas (13) [4] (Liberty, 1971)

FEWEST FIRST DOWNS

1—Alabama (29) vs. Texas A&M (21) (Cotton, 1942) (passing)
 1—Arkansas (0) vs. LSU (0) (Cotton, 1947) (rushing)
 2—Michigan St. (0) vs. Auburn (6) (Orange, 1938) (1 rushing, 1 passing)

FEWEST FIRST DOWNS, BOTH TEAMS

10—Texas (7) [3] & Randolph Field (7) [7] (Cotton, 1944)
 12—LSU (19) [4] & Texas A&M (14) [8] (Orange, 1944)

FEWEST FIRST DOWNS RUSHING

0—Southern California (19) vs. TCU (28) (Sun, 1998)
 0—Florida (18) vs. Missouri (20) (Sugar, 1966)
 0—Navy (6) vs. Texas (28) (Cotton, 1964)
 0—Alabama (29) vs. Texas A&M (21) (Cotton, 1942)

FEWEST FIRST DOWNS RUSHING, BOTH TEAMS

3—Alabama (29) [0] & Texas A&M (21) [3] (Cotton, 1942)
 8—(D) Southern California (28) [4] & Utah (21) [4] (Freedom, 1993)
 9—Florida St. (41) [2] & Nebraska (17) [7] (Fiesta, 1990)
 9—Texas (28) [9] & Navy (6) [0] (Cotton, 1964)

FEWEST FIRST DOWNS PASSING

0—Army (28) vs. Alabama (29) (John Hancock Sun, 1988)
 0—Oklahoma (40) vs. Houston (10) (Sun, 1981)
 0—West Virginia (14) vs. South Carolina (3) (Peach, 1969)
 0—Missouri (35) vs. Alabama (10) (Gator, 1968)
 0—Virginia Tech (7) vs. Miami (Fla.) (14) (Liberty, 1966)
 0—Auburn (7) vs. Mississippi (13) (Liberty, 1965)
 0—Alabama (10) vs. Arkansas (3) (Sugar, 1962)
 0—(D) Missouri (14) vs. Georgia Tech (10) (Bluebonnet, 1962)
 0—Utah St. (13) vs. New Mexico St. (20) (Sun, 1960)
 0—Arkansas (0) vs. LSU (0) (Cotton, 1947)
 0—Fordham (2) vs. Missouri (0) (Sugar, 1942)
 0—Arizona St. (0) vs. Catholic (0) (Sun, 1940)
 0—West Virginia (7) vs. Texas Tech (6) (Sun, 1938)

FEWEST FIRST DOWNS PASSING, BOTH TEAMS

1—Alabama (10) [0] & Arkansas (3) [1] (Sugar, 1962)
 4—Oklahoma (41) [1] & Wyoming (7) [3] (Fiesta, 1976)
 4—Texas (16) [2] & Tennessee (0) [2] (Cotton, 1953)
 4—Rice (28) [3] & Colorado (14) [1] (Cotton, 1938)

Punting

MOST PUNTS

17—Duke (3) vs. Southern California (7) (Rose, 1939)
 16—Alabama (29) vs. Texas A&M (21) (Cotton, 1942)
 16—New Mexico St. (14) vs. Hardin-Simmons (14) (Sun, 1936)
 15—Tennessee (0) vs. Rice (8) (Orange, 1947)
 14—Tulsa (7) vs. Tennessee (14) (Sugar, 1943)
 14—Santa Clara (6) vs. LSU (0) (Sugar, 1938)
 14—LSU (0) vs. Santa Clara (6) (Sugar, 1938)
 14—TCU (3) vs. LSU (2) (Sugar, 1936)
 13—Rice (8) vs. Tennessee (0) (Orange, 1947)
 13—Tennessee (0) vs. Southern California (25) (Rose, 1945)
 13—Oklahoma (0) vs. Tennessee (17) (Orange, 1939)
 13—Catholic (20) vs. Mississippi (19) (Orange, 1936)
 13—LSU (2) vs. TCU (3) (Sugar, 1936)
 13—Miami (Fla.) (0) vs. Bucknell (26) (Orange, 1935)

MOST PUNTS, BOTH TEAMS

28—Rice (8) [13] & Tennessee (0) [15] (Orange, 1947)
 28—Santa Clara (6) [14] & LSU (0) [14] (Sugar, 1938)
 27—TCU (3) [14] & LSU (2) [13] (Sugar, 1936)
 25—Tennessee (17) [12] & Oklahoma (0) [13] (Orange, 1939)
 24—Catholic (20) [13] & Mississippi (19) [11] (Orange, 1936)
 23—UTEP (14) [12] & Mississippi (7) [11] (Sun, 1967)
 22—Auburn (6) [10] & Michigan St. (0) [12] (Orange, 1938)

HIGHEST PUNTING AVERAGE (Minimum 5 Punts)

53.9—Southern California (7) vs. Wisconsin (0) (Rose, 1953) (8 for 431)
 53.8—Hawaii (28) vs. Tulane (36) (Hawaii, 2002) (5 for 269)
 52.3—Tennessee (17) vs. Nebraska (42) (Orange, 1998) (6 for 314)
 52.0—Iowa (27) vs. Texas Tech (0) (Alamo, 1996) (5 for 260)
 51.5—Nebraska (32) vs. Michigan (28) (Alamo, 2005) (8 for 412)
 51.5—(D) Colorado (51) vs. Oregon (43) (Aloha, 1998) (6 for 309)
 51.0—Penn St. (10) vs. Clemson (35) (Florida Citrus, 1988) (5 for 255)
 50.2—Marshall (38) vs. Louisville (15) (GMAC, 2002) (6 for 301)
 50.0—Virginia Tech (35) vs. Louisville (24) (Gator, 2006) (6 for 300)
 50.0—(D) Oregon (17) vs. Wake Forest (38) (Seattle, 2002) (6 for 300)
 50.0—Nevada (37) vs. Toledo (40) (ot) (Las Vegas, 1995) (5 for 250)
 50.0—Mississippi St. (17) vs. Nebraska (31) (Sun, 1980) (5 for 250)

FEWEST PUNTS

0—Navy (51) vs. Colorado St. (30) (Poinsettia, 2005)
 0—Texas Tech (38) vs. Navy (14) (Houston, 2003)
 0—Illinois (63) vs. Virginia (21) (Micronpc.com, 1999)
 0—Oklahoma St. (62) vs. Wyoming (14) (Holiday, 1988)
 0—Maryland (23) vs. Tennessee (30) (Florida Citrus, 1983)
 0—Oklahoma (41) vs. Wyoming (7) (Fiesta, 1976)
 1—Ohio St. (34) vs. Notre Dame (20) (Fiesta, 2006)
 1—Utah (35) vs. Pittsburgh (7) (Fiesta, 2005)
 1—New Mexico (19) vs. Navy (34) (Emerald, 2004)
 1—North Carolina St. (56) vs. Kansas (26) (Tangerine, 2003)
 1—Virginia (48) vs. West Virginia (22) (Continental Tire, 2002)
 1—Boston College (51) vs. Toledo (25) (Motor City, 2002)
 1—Oklahoma (25) vs. Mississippi (27) (Independence, 1999)
 1—Nebraska (62) vs. Florida (24) (Fiesta, 1996)
 1—Virginia (22) vs. Tennessee (23) (Sugar, 1991)
 1—Brigham Young (39) vs. Penn St. (50) (Holiday, 1989)
 1—Tennessee (30) vs. Maryland (23) (Florida Citrus, 1983)
 1—Nebraska (21) vs. LSU (20) (Orange, 1983)
 1—North Carolina St. (31) vs. Kansas (18) (Liberty, 1973)
 1—Utah (32) vs. West Virginia (6) (Liberty, 1964)
 1—(D) Miami (Fla.) (34) vs. Nebraska (36) (Gotham, 1962)
 1—Georgia Tech (42) vs. West Virginia (19) (Sugar, 1954)
 1—West Virginia (19) vs. Georgia Tech (42) (Sugar, 1954)
 1—Missouri (23) vs. Clemson (24) (Gator, 1949)

LOWEST PUNTING AVERAGE (Minimum 3 Punts)

17.0—Kentucky (14) vs. Penn St. (26) (Outback, 1999) (3 for 51)
 17.0—Nevada (34) vs. Bowling Green (35) (Las Vegas, 1992) (4 for 68)
 19.0—Cincinnati (18) vs. Virginia Tech (6) (Sun, 1947) (6 for 114)
 22.0—Mississippi St. (16) vs. North Carolina St. (12) (Liberty, 1963) (3 for 66)
 23.0—Bowling Green (35) vs. Nevada (34) (Las Vegas, 1992) (5 for 115)
 25.5—Houston (34) vs. Notre Dame (35) (Cotton, 1979) (10 for 255)
 26.0—(D) Air Force (37) vs. Fresno St. (34) (Silicon Valley, 2000) (3 for 78)
 26.1—Michigan (14) vs. Alabama (17) (Outback, 1997) (7 for 183)
 26.3—Oklahoma St. (34) vs. TCU (0) (Cotton, 1945) (6 for 158)
 26.3—Notre Dame (35) vs. Houston (34) (Cotton, 1979) (7 for 184)
 26.3—Rice (28) vs. Alabama (6) (Cotton, 1954) (8 for 210)

MOST PUNTS BLOCKED BY ONE TEAM

2—Iowa (30) vs. LSU (25) (Capital One, 2005)
 2—Cincinnati (32) vs. Marshall (14) (Fort Worth, 2004)
 2—North Carolina (21) vs. Mississippi St. (17) (Peach, Jan. 2, 1993)
 2—North Carolina St. (14) vs. Georgia (7) (Liberty, 1967)
 2—LSU (25) vs. Colorado (7) (Orange, 1962)

Punt Returns

MOST PUNT RETURNS

9—Georgia (7) vs. North Carolina (3) (Gator, Dec. 31, 1971) (6.8 average)
 8—Indiana (20) vs. Virginia Tech (45) (Independence, 1993) (7.3 average)
 8—Mississippi (7) vs. UTEP (14) (Sun, 1967) (9.4 average)
 8—Michigan (34) vs. Oregon St. (7) (Rose, 1965) (10.6 average)
 7—Florida St. (23) vs. Penn St. (26) (3 ot) (Orange, 2006) (25.7 average)
 7—Michigan (28) vs. Nebraska (32) (Alamo, 2005) (10.3 average)
 7—Boise St. (21) vs. Boston College (27) (MPC Computers, 2005) (21.6 average)
 7—North Carolina (16) vs. Auburn (10) (Peach, 2001) (9.4 average)
 7—Auburn (10) vs. North Carolina (16) (Peach, 2001) (3.7 average)
 7—Oklahoma (10) vs. Arkansas (3) (Cotton, 2002) (2.9 average)
 7—Stanford (38) vs. Michigan St. (0) (Sun, 1996) (13.4 average)
 7—Louisville (34) vs. Alabama (7) (Fiesta, 1991) (7.3 average)
 7—Southern California (14) vs. Tennessee (0) (Rose, 1940)
 7—Oklahoma (0) vs. Tennessee (17) (Orange, 1939) (5.5 average)

MOST PUNT RETURN YARDS

180—Florida St. (23) vs. Penn St. (26) (3 ot) (Orange, 2006) (7 returns)
 151—Boise St. (21) vs. Boston College (27) (MPC Computers, 2005) (7 returns)
 136—Nebraska (38) vs. Alabama (6) (Orange, 1972) (6 returns)
 128—Oklahoma (48) vs. Duke (21) (Orange, 1958)
 126—Tulane (13) vs. Texas A&M (14) (Sugar, 1940) (6 returns)
 124—California (37) vs. Clemson (13) (Florida Citrus, 1992) (5 returns)
 124—Washington (44) vs. Wisconsin (8) (Rose, 1960) (4 returns)
 108—Kansas (42) vs. Houston (13) (Fort Worth, 2005) (6 returns)
 108—Alabama (34) vs. Michigan (35) (ot) (Orange, 2000) (4 returns)
 108—Southern Miss. (38) vs. UTEP (18) (Independence, 1988) (2 returns)
 107—Arizona St. (45) vs. Florida St. (38) (Fiesta, 1971) (5 returns)
 104—Texas A&M (21) vs. Alabama (29) (Cotton, 1942) (5 returns)
 100—Virginia (34) vs. Georgia (27) (Peach, Dec. 30, 1995) (4 returns)

HIGHEST PUNT RETURN AVERAGE (Minimum 3 Returns)

33.0—Kent St. (18) vs. Tampa (21) (Tangerine, 1972) (3 for 99)
 32.7—Brigham Young (46) vs. SMU (45) (Holiday, 1980) (3 for 98)
 31.0—Washington (44) vs. Wisconsin (8) (Rose, 1960) (4 for 124)
 30.7—Michigan (42) vs. North Carolina St. (7) (Hall of Fame, 1994) (3 for 92)
 29.7—Tennessee (45) vs. Virginia Tech (23) (Gator, 1994) (3 for 89)
 29.7—Nebraska (28) vs. Florida St. (31) (Fiesta, 1988) (3 for 89)
 27.7—Houston (48) vs. Hawaii (54) (3 ot) (Hawaii, 2003) (3 for 83)
 27.7—Kansas St. (52) vs. Wyoming (17) (Copper, 1993) (3 for 83)
 27.0—Alabama (34) vs. Michigan (35) (ot) (Orange, 2000) (4 for 108)
 25.7—Florida St. (23) vs. Penn St. (26) (3 ot) (Orange, 2006) (7 for 180)
 25.3—TCU (27) vs. Iowa St. (24) (Houston, 2005) (3 for 76)
 25.0—Virginia (34) vs. Georgia (27) (Peach, Dec. 30, 1995) (4 for 100)

Kickoff Returns

MOST KICKOFF RETURNS

10—Florida (24) vs. Nebraska (62) (Fiesta, 1996) (26.8 average)
 10—Wyoming (14) vs. Oklahoma St. (62) (Holiday, 1988) (20.5 average)
 9—Colorado St. (30) vs. Navy (51) (Poinsettia, 2005) (19.9 average)
 9—Kansas (26) vs. North Carolina St. (56) (Tangerine, 2003) (23.3 average)
 9—Maryland (23) vs. Florida (56) (Orange, 2002) (13.7 average)
 9—Brigham Young (14) vs. Texas A&M (65) (Holiday, 1990) (18.2 average)
 8—Texas (38) vs. Michigan (37) (Rose, 2005) (26.8 average)
 8—Boise St. (40) vs. Louisville (44) (Liberty, 2004) (23.3 average)
 8—New Mexico (14) vs. Oregon St. (55) (Las Vegas, 2003) (21.9 average)
 8—Michigan (17) vs. Tennessee (45) (Florida Citrus, 2002) (15.6 average)
 8—Washington (43) vs. Texas (47) (Holiday, 2001) (18.0 average)
 8—Brigham Young (27) vs. Tulane (41) (Liberty, 1998) (31.0 average)
 8—North Carolina St. (23) vs. Miami (Fla.) (46) (Micron PC, 1998) (18.3 average)
 8—Virginia Tech (3) vs. North Carolina (42) (Gator, 1998) (19.4 average)
 8—Florida St. (20) vs. Florida (52) (Sugar, 1997) (19.0 average)
 8—Northwestern (32) vs. Southern California (41) (Rose, 1996) (28.1 average)
 8—Nebraska (21) vs. Georgia Tech (45) (Florida Citrus, 1991) (23.6 average)
 8—Notre Dame (10) vs. Texas A&M (35) (Cotton, 1988) (18.9 average)
 8—Texas Tech (17) vs. Florida St. (40) (Tangerine, 1977)
 8—UCLA (6) vs. Alabama (36) (Liberty, 1976) (17.6 average)
 8—Brigham Young (21) vs. Oklahoma St. (49) (Tangerine, 1976)
 8—(D) Tulane (7) vs. Houston (47) (Bluebonnet, 1973) (28.1 average)
 8—Missouri (35) vs. Arizona St. (49) (Fiesta, 1972) (32.3 average)
 8—Arizona St. (45) vs. Florida St. (38) (Fiesta, 1971) (16.4 average)
 8—Florida St. (38) vs. Arizona St. (45) (Fiesta, 1971) (23.0 average)
 8—Colorado (47) vs. Alabama (33) (Liberty, 1969) (27.8 average)
 8—Ohio (42) vs. Richmond (49) (Tangerine, 1968)
 8—Florida St. (20) vs. UTEP (47) (Sun, 1955)
 8—UCLA (14) vs. Illinois (45) (Rose, 1947) (32.4 average)

MOST KICKOFF RETURN YARDS

268—Florida (24) vs. Nebraska (62) (Fiesta, 1996) (10 returns)
 259—UCLA (14) vs. Illinois (45) (Rose, 1947) (8 returns)
 258—Missouri (35) vs. Arizona St. (49) (Fiesta, 1972) (8 returns)
 248—Brigham Young (27) vs. Tulane (41) (Liberty, 1998) (8 returns)
 225—Northwestern (32) vs. Southern California (41) (Rose, 1996) (8 returns)

- 225—(D) Tulane (7) vs. Houston (47) (Bluebonnet, 1973) (8 returns)
 222—Colorado (47) vs. Alabama (33) (Liberty, 1969) (8 returns)
 221—Michigan (37) vs. Texas (38) (Rose, 2005) (6 returns)
 214—Texas (38) vs. Michigan (37) (Rose, 2005) (8 returns)
 210—Kansas (26) vs. North Carolina St. (56) (Tangerine, 2003) (9 returns)
 207—(D) California (38) vs. Navy (42) (Aloha, 1996) (7 returns)
 205—Wyoming (14) vs. Oklahoma (62) (Holiday, 1988) (10 returns)
 204—Brigham Young (21) vs. Oklahoma St. (49) (Tangerine, 1976) (8 returns)

HIGHEST KICKOFF RETURN AVERAGE (Minimum 3 Returns)

- 42.5—Tennessee (27) vs. Maryland (28) (John Hancock, 1984) (4 for 170)
 38.5—Virginia (23) vs. Pittsburgh (16) (Continental Tire, 2003) (4 for 154)
 38.3—(D) Fresno St. (30) vs. Colorado (41) (Aloha, 1993) (3 for 115)
 38.3—Ohio St. (28) vs. Pittsburgh (23) (Fiesta, 1984) (4 for 153)
 38.2—(D) Houston (22) vs. Washington St. (24) (Aloha, 1988) (5 for 191)
 37.5—LSU (45) vs. Michigan St. (26) (Independence, 1995) (4 for 150)
 37.5—Notre Dame (24) vs. Alabama (23) (Sugar, 1973) (4 for 150)
 37.3—Toledo (45) vs. UTEP (13) (GMAC, 2005) (3 for 112)
 36.8—Ohio St. (17) vs. Syracuse (24) (Hall of Fame, 1992) (4 for 147)
 36.8—Michigan (37) vs. Texas (38) (Rose, 2005) (6 for 221)
 36.7—Indiana (20) vs. Virginia Tech (45) (Independence, 1993) (3 for 110)
 36.2—Maryland (23) vs. Tennessee (30) (Florida Citrus, 1983) (5 for 181)
 35.8—Washington (21) vs. Colorado (33) (Holiday, 1996) (5 for 179)

Fumbles

MOST FUMBLES

- 11—Mississippi (7) vs. Alabama (12) (Sugar, 1964) (lost 6)
 9—Texas (11) vs. Notre Dame (24) (Cotton, 1971) (lost 5)
 8—North Carolina St. (28) vs. Iowa (23) (Peach, Dec. 31, 1988) (lost 5)
 8—(D) Houston (35) vs. Navy (0) (Garden State, 1980) (lost 3)
 8—Louisville (14) vs. Louisiana Tech (24) (Independence, 1977) (lost 3)
 8—North Texas (8) vs. New Mexico St. (28) (Sun, 1959) (lost 6)
 8—TCU (0) vs. Air Force (0) (Cotton, 1959) (lost 3)
 8—Colorado (27) vs. Clemson (21) (Orange, 1957) (lost 3)

MOST FUMBLES, BOTH TEAMS

- 17—Alabama (12) [6] & Mississippi (7) [11] (Sugar, 1964) (lost 9)
 14—Louisiana Tech (24) [6] & Louisville (14) [8] (Independence, 1977) (lost 6)
 14—Tennessee (34) [7] & Air Force (13) [7] (Sugar, 1971) (lost 7)
 13—TCU (0) [8] & Air Force (0) [5] (Cotton, 1959) (lost 6)
 12—North Carolina St. (28) [8] & Iowa (23) [4] (Peach, Dec. 31, 1988) (lost 8)
 12—(D) Houston (35) [8] & Navy (0) [4] (Garden State, 1980) (lost 6)
 12—New Mexico St. (28) [4] & North Texas (8) [8] (Sun, 1959) (lost 8)
 11—(D) Toledo (27) [7] & San Jose St. (25) [4] (California, 1981) (lost 3)
 11—Oklahoma (41) [6] & Wyoming (7) [5] (Fiesta, 1976)

MOST FUMBLES LOST

- 6—Tulsa (10) vs. Georgia Tech (52) (Humanitarian, 2004) (7 fumbles)
 6—Texas A&M (2) vs. Florida St. (10) (Cotton, 1992) (6 fumbles)
 6—East Caro. (31) vs. Maine (0) (Tangerine, 1965) (6 fumbles)
 6—Mississippi (7) vs. Alabama (12) (Sugar, 1964) (11 fumbles)
 6—North Texas (8) vs. New Mexico St. (28) (Sun, 1959) (8 fumbles)
 6—(D) Arizona St. (21) vs. Xavier (Ohio) (33) (Salad, 1950) (7 fumbles)
 5—Southern Miss. (35) vs. Idaho (42) (Humanitarian, 1998) (6 fumbles)
 5—UCLA (16) vs. Wisconsin (21) (Rose, 1994) (5 fumbles)
 5—North Carolina St. (28) vs. Iowa (23) (Peach, Dec. 31, 1988) (8 fumbles)
 5—(D) North Carolina (21) vs. Arizona (30) (Aloha, 1986) (5 fumbles)
 5—(D) Bowling Green (7) vs. Fresno St. (51) (California, 1985) (6 fumbles)
 5—(D) Georgia (22) vs. Stanford (25) (Bluebonnet, 1978) (6 fumbles)
 5—(D) Texas A&M (28) vs. Southern California (47) (Bluebonnet, 1977) (7 fumbles)
 5—Auburn (27) vs. Texas (3) (Gator, 1974) (7 fumbles)
 5—Texas (11) vs. Notre Dame (24) (Cotton, 1971) (9 fumbles)
 5—Georgia (2) vs. Arkansas (16) (Sugar, 1969) (7 fumbles)
 5—(D) Utah St. (9) vs. Baylor (24) (Gotham, 1961) (5 fumbles)
 5—Rice (7) vs. Navy (20) (Cotton, 1958) (5 fumbles)
 5—Auburn (13) vs. Vanderbilt (25) (Gator, 1955) (5 fumbles)
 5—Oklahoma (7) vs. Kentucky (13) (Sugar, 1951)
 5—Missouri (7) vs. Maryland (20) (Gator, 1950) (7 fumbles)
 5—Texas A&M (21) vs. Alabama (29) (Cotton, 1942) (6 fumbles)

MOST FUMBLES LOST, BOTH TEAMS

- 9—Alabama (12) [3] & Mississippi (7) [6] (Sugar, 1964) (17 fumbles)
 8—Idaho (42) [3] & Southern Miss. (35) [5] (Humanitarian, 1998) (9 fumbles)
 8—North Carolina St. (28) [5] & Iowa (23) [3] (Peach, Dec. 31, 1988) (12 fumbles)
 8—New Mexico St. (28) [2] & North Texas (8) [6] (Sun, 1959) (12 fumbles)
 8—Navy (20) [3] & Rice (7) [5] (Cotton, 1958) (10 fumbles)
 7—Georgia Tech (52) [1] & Tulsa (10) [6] (Humanitarian, 2004) (8 fumbles)
 7—Florida St. (10) [1] & Texas A&M (2) [6] (Cotton, 1992) (7 fumbles)
 7—Texas A&M (37) [3] & Florida (14) [4] (Sun, Jan. 2, 1977) (8 fumbles)
 7—Arizona St. (28) [3] & Pittsburgh (7) [4] (Fiesta, 1973) (9 fumbles)
 7—Tennessee (34) [3] & Air Force (13) [4] (Sugar, 1971) (14 fumbles)
 7—Michigan St. (28) [4] & UCLA (20) [3] (Rose, 1954) (8 fumbles)

Penalties

MOST PENALTIES

- 21—Mississippi St. (17) vs. Clemson (7) (Peach, 1999) (188 yards)
 20—(D) Fresno St. (35) vs. Western Mich. (30) (California, 1988) (166 yards)
 19—Oregon (41) vs. Air Force (13) (Las Vegas, 1997) (166 yards)
 18—Oregon St. (41) vs. Notre Dame (9) (Fiesta, 2001) (174 yards)
 18—Alabama (34) vs. Michigan (35) (ot) (Orange, 2000) (132 yards)
 18—Washington St. (31) vs. Utah (28) (Copper, 1992) (136 yards)
 17—Florida St. (30) vs. West Virginia (18) (Gator, 2005) (174 yards)
 16—Miami (Fla.) (46) vs. Texas (3) (Cotton, 1991) (202 yards)
 16—Tulsa (16) vs. McNeese St. (20) (Independence, 1976) (100 yards)
 16—Tennessee (17) vs. Oklahoma (0) (Orange, 1939) (130 yards)

MOST PENALTIES, BOTH TEAMS

- 29—Mississippi St. (17) [21] & Clemson (7) [8] (Peach, 1999) (270 yards)
 29—Florida (52) [15] & Florida St. (20) [14] (Sugar, 1997) (217 yards)
 29—McNeese St. (20) [13] & Tulsa (16) [16] (Independence, 1976) (205 yards)
 28—Florida St. (30) [17] & West Virginia (18) [11] (Gator, 2005) (295 yards)
 28—Michigan (35) [10] & Alabama (34) [18] (ot) (Orange, 2000) (247 yards)
 28—(D) Fresno St. (35) [20] & Western Mich. (30) [8] (California, 1988) (231 yards)
 27—Marshall (48) [14] & Louisville (29) [13] (Motor City, 1998) (232 yards)
 26—Oregon (41) [19] & Air Force (13) [7] (Las Vegas, 1997) (223 yards)
 26—Tennessee (35) [11] & Miami (Fla.) [7] [15] (Sugar, 1986) (245 yards)
 25—Oregon St. (41) [18] & Notre Dame (9) [7] (Fiesta, 2001) (216 yards)
 25—Washington St. (31) [18] & Utah (28) [7] (Copper, 1992) (191 yards)
 25—Tennessee (17) [16] & Oklahoma (0) [9] (Orange, 1939) (221 yards)

MOST YARDS PENALIZED

- 202—Miami (Fla.) (46) vs. Texas (3) (Cotton, 1991) (16 penalties)
 188—Mississippi St. (17) vs. Clemson (7) (Peach, 1999) (21 penalties)
 174—Florida St. (30) vs. West Virginia (18) (Gator, 2005) (17 penalties)
 174—Oregon St. (41) vs. Notre Dame (9) (Fiesta, 2001) (18 penalties)
 166—Oregon (41) vs. Air Force (13) (Las Vegas, 1997) (19 penalties)
 166—(D) Fresno St. (35) vs. Western Mich. (30) (California, 1988) (20 penalties)
 164—Illinois (30) vs. East Caro. (0) (Liberty, 1994) (15 penalties)
 163—(D) San Jose St. (37) vs. Miami (Ohio) (7) (California, 1986) (14 penalties)
 153—Purdue (25) vs. Georgia (28) (ot) (Outback, 2000) (14 penalties)
 151—Utah (17) vs. Fresno St. (16) (Las Vegas, 1999) (15 penalties)
 150—Utah St. (42) vs. Ball St. (33) (Las Vegas, 1993) (15 penalties)
 150—Oklahoma (48) vs. Duke (21) (Orange, 1958) (12 penalties)

MOST YARDS PENALIZED, BOTH TEAMS

- 295—Florida St. (30) [174] & West Virginia (18) [121] (Gator, 2005)
 270—Mississippi St. (17) [188] & Clemson (7) [82] (Peach, 1999)
 270—Miami (Fla.) (46) [202] & Texas (3) [68] (Cotton, 1991)
 264—(D) San Jose St. (37) [163] & Miami (Ohio) (7) [101] (California, 1986)
 247—Michigan (35) [115] & Alabama (34) [132] (ot) (Orange, 2000)
 245—Tennessee (35) [125] & Miami (Fla.) (7) [120] (Sugar, 1986)
 242—(D) Michigan (33) [148] & UCLA (14) [94] (Bluebonnet, 1981)
 232—Marshall (48) [123] & Louisville (29) [109] (Motor City, 1998)
 231—(D) Fresno St. (35) [166] & Western Mich. (30) [65] (California, 1988)
 226—Hawaii (23) [88] & Oregon St. (17) [138] (Oahu Classic, 1999)

FEWEST PENALTIES

- 0—SMU (7) vs. Alabama (28) (Sun, 1983)
 0—Louisiana Tech (13) vs. East Caro. (35) (Independence, 1978)
 0—Texas (17) vs. Alabama (13) (Cotton, 1973)
 0—Air Force (13) vs. Tennessee (34) (Sugar, 1971)
 0—(D) Rice (7) vs. Kansas (33) (Bluebonnet, 1961)
 0—Pittsburgh (14) vs. Georgia Tech (21) (Gator, 1956)
 0—Clemson (0) vs. Miami (Fla.) (14) (Gator, 1952)
 0—Texas (7) vs. Randolph Field (7) (Cotton, 1944)
 0—Alabama (20) vs. Washington (19) (Rose, 1926)

FEWEST PENALTIES, BOTH TEAMS

- 3—Alabama (28) [3] & SMU (7) [0] (Sun, 1983)
 3—Penn St. (30) [2] & Texas (6) [1] (Cotton, 1972)
 3—Texas (21) [1] & Notre Dame (17) [2] (Cotton, 1970)
 3—Penn St. (15) [1] & Kansas (14) [2] (Orange, 1969)
 3—(D) Kansas (33) [3] & Rice (7) [0] (Bluebonnet, 1961)

FEWEST YARDS PENALIZED

- 0—North Texas (10) vs. Southern Miss. (31) (New Orleans, 2004)
 0—SMU (7) vs. Alabama (28) (Sun, 1983)
 0—Louisiana Tech (13) vs. East Caro. (35) (Independence, 1978)
 0—Texas (17) vs. Alabama (13) (Cotton, 1973)
 0—Air Force (13) vs. Tennessee (34) (Sugar, 1971)
 0—(D) Rice (7) vs. Kansas (33) (Bluebonnet, 1961)
 0—Pittsburgh (14) vs. Georgia Tech (21) (Gator, 1956)
 0—Clemson (0) vs. Miami (Fla.) (14) (Gator, 1952)
 0—Texas (7) vs. Randolph Field (7) (Cotton, 1944)
 0—Alabama (20) vs. Washington (19) (Rose, 1926)

FEWEST YARDS PENALIZED, BOTH TEAMS

- 10—Duquesne (13) [5] & Mississippi St. (12) [5] (Orange, 1937)
 15—Texas (21) [5] & Notre Dame (17) [10] (Cotton, 1970)
 15—(D) Kansas (33) [15] vs. Rice (7) [0] (Bluebonnet, 1961)

Miscellaneous Records

SCORELESS TIES#

1959—Air Force 0, TCU 0 (Cotton)
 1947—Arkansas 0, LSU 0 (Cotton)
 1940—Arizona St. 0, Catholic 0 (Sun)
 1922—California 0, Wash. & Jeff. 0 (Rose)

TIE GAMES#

(Not Scoreless)

1991—Brigham Young 13, Iowa 13 (Holiday)
 1990—Louisiana Tech 34, Maryland 34 (Independence)
 1988—Auburn 16, Syracuse 16 (Sugar)
 1985—Arizona 13, Georgia 13 (Sun)
 1984—Florida St. 17, Georgia 17 (Florida Citrus)
 1978—Arkansas 10, UCLA 10 (Fiesta)
 1977—(D) Maryland 17, Minnesota 17 (Hall of Fame)
 1974—Texas Tech 6, Vanderbilt 6 (Peach)
 1974—(D) Houston 31, North Carolina St. 31 (Bluebonnet)
 1970—(D) Alabama 24, Oklahoma 24 (Bluebonnet)
 1970—(D) Long Beach St. 24, Louisville 24 (Pasadena)
 1967—Florida St. 17, Penn St. 17 (Gator)
 1960—(D) Alabama 3, Texas 3 (Bluebonnet)

1948—Georgia 20, Maryland 20 (Gator)
 1948—Penn St. 13, SMU 13 (Cotton)
 1947—(D) Montana St. 13, New Mexico 13 (Harbor)
 1944—Randolph Field 7, Texas 7 (Cotton)
 1937—(D) Auburn 7, Villanova 7 (Bacardi)
 1936—Hardin-Simmons 14, New Mexico St. 14 (Sun)
 1934—(D) Arkansas 7, Centenary (La.) 7 (Dixie Classic)
 1927—Alabama 7, Stanford 7 (Rose)
 1924—Navy 14, Washington 14 (Rose)

OVERTIME GAMES#

1995—Toledo (40) vs. Nevada (37) (Las Vegas) (1 ot)
 2000—Georgia (28) vs. Purdue (25) (Outback) (1 ot)
 2000—Michigan (35) vs. Alabama (34) (Orange) (1 ot)
 2000—Mississippi St. (43) vs. Texas A&M (41) (Independence) (1 ot)
 2001—Marshall (64) vs. East Caro. (61) (GMAC) (2 ot)
 2002—Wisconsin (31) vs. Colorado (28) (Alamo) (1 ot)
 2003—Ohio St. (31) vs. Miami (Fla.) (24) (Fiesta) (2 ot)
 2003—Hawaii (54) vs. Houston (48) (Hawaii) (3 ot)
 2004—Georgia (34) vs. Purdue (27) (Capital One) (1 ot)
 2004—Fresno St. (37) vs. Virginia (34) (MPC Computers) (1 ot)
 2005—Nevada (49) vs. UCF (48) (Hawaii) (1 ot)
 2006—Penn St. (26) vs. Florida St. (23) (Orange) (3 ot)

#Beginning in 1995-96, tied bowl games were allowed to use a tiebreaker system.

Longest Plays

Only official records after 1937 are included. Prior records are included if able to be substantiated. Each team's score is in parentheses after the team name. Totals for each team in both-team records are in brackets after the team's score. The year listed is the actual (calendar) year the game was played; the date is included if the bowl was played twice (i.e., January and December) during one calendar year. The list also includes discontinued bowls, marked with (D). Bowls are listed by the name of the bowl at the time it was played.

LONGEST RUNS FROM SCRIMMAGE

| Yds. | Player, Team (Score) vs. Opponent (Score) | Bowl, Year |
|--------|--|------------------|
| 99* | Terry Baker (QB), Oregon St. (6) vs. Villanova (0) | Liberty, 1962 |
| 95*# | Dicky Maegle, Rice (28) vs. Alabama (6) | Cotton, 1954 |
| 94*(D) | Dwight Ford, Southern California (47) vs. Texas A&M (28) | Bluebonnet, 1977 |
| 94* | Larry Smith, Florida (27) vs. Georgia Tech (12) | Orange, 1967 |
| 94* | Hascall Henshaw, Arizona St. (13) vs. Case Reserve (26) | Sun, 1941 |

#Famous bench-tackle play; Maegle tackled on Alabama 40-yard line by Tommy Lewis, awarded touchdown. *Scored touchdown on play.

LONGEST PASS PLAYS

| Yds. | Player, Team (Score) vs. Opponent (Score) | Bowl, Year |
|--------|--|-------------------------|
| 95* | Ronnie Fletcher to Ben Hart, Oklahoma (19) vs. Florida St. (36) | Gator, Jan. 2, 1965 |
| 93*(D) | Stan Heath to Tommy Kalminir, Nevada (13) vs. North Texas (6) | Salad, 1948 |
| 91*(D) | Mark Barsotti to Stephen Shelley, Fresno St. (27) vs. Ball St. (6) | California, 1989 |
| 89* | Pete Gonzalez to Jake Hoffart, Pittsburgh (7) vs. Southern Miss. (41) | Liberty, 1997 |
| 88* | Michael Bishop to Darnell McDonald, Kansas St. (34) vs. Purdue (37) | Alamo, 1998 |
| 88* | Dave Schnell to Rob Turner, Indiana (34) vs. South Carolina (10) | Liberty, 1988 |
| 87*(D) | Mike Thomas to L.C. Stevens, North Carolina (20) vs. Arkansas (10) | Carquest, Dec. 30, 1995 |
| 87* | Drew Bledsoe to Phillip Bobo, Washington St. (31) vs. Utah (28) | Copper, 1992 |
| 87* | Randy Wright to Tim Stracka, Wisconsin (14) vs. Kansas St. (3) | Independence, 1982 |
| 87* | Ger Schwedes to Ernie Davis, Syracuse (23) vs. Texas (14) | Cotton, 1960 |
| 86* | Brad Otton to Keyshawn Johnson, Southern California (55) vs. Texas Tech (14) | Cotton, 1995 |

*Scored touchdown on play.

LONGEST FIELD GOALS

| Yds. | Player, Team (Score) vs. Opponent (Score) | Bowl, Year |
|------|--|-------------------|
| 62 | Tony Franklin, Texas A&M (37) vs. Florida (14) | Sun, Jan. 2, 1977 |
| 56 | Greg Cox, Miami (Fla.) (20) vs. Oklahoma (14) | Orange, 1988 |

| Yds. | Player, Team (Score) vs. Opponent (Score) | Bowl, Year |
|-------|--|--------------------|
| 55(D) | Russell Erxleben, Texas (38) vs. Colorado (21) | Bluebonnet, 1975 |
| 54 | Mason Crosby, Colorado (33) vs. UTEP (28) | Houston, 2004 |
| 54 | Carlos Huerta, Miami (Fla.) (22) vs. Nebraska (0) | Orange, 1992 |
| 54 | Quin Rodriguez, Southern California (16) vs. Michigan St. (17) | John Hancock, 1990 |
| 54 | Luis Zendejas, Arizona St. (32) vs. Oklahoma (21) | Fiesta, 1983 |

LONGEST PUNTS

| Yds. | Player, Team (Score) vs. Opponent (Score) | Bowl, Year |
|------|--|---------------|
| 84\$ | Kyle Rote, SMU (21) vs. Oregon (13) | Cotton, 1949 |
| 82 | Ike Pickle, Mississippi St. (12) vs. Duquesne (13) | Orange, 1937 |
| 80 | Elmer Layden, Notre Dame (27) vs. Stanford (10) | Rose, 1925 |
| 79\$ | Doak Walker, SMU (21) vs. Oregon (13) | Cotton, 1949 |
| 78 | Chris Hogue, Tennessee (17) vs. Nebraska (42) | Orange, 1998 |
| 78 | Glenn Dobbs, Tulsa (7) vs. Tennessee (14) | Sugar, 1943 |
| 77 | Mike Sochko, Maryland (21) vs. Houston (30) | Cotton, 1977 |
| 74 | Bryce Benekos, UTEP (28) vs. Colorado (33) | Houston, 2004 |
| 74 | Bill Bradley, Texas (36) vs. Tennessee (13) | Cotton, 1969 |
| 73 | Sean Reali, Syracuse (41) vs. Clemson (0) | Gator, 1996 |

\$Quick kick.

LONGEST PUNT RETURNS

| Yds. | Player, Team (Score) vs. Opponent (Score) | Bowl, Year |
|--------|--|---------------------|
| 92* | Quinton Jones, Boise St. (21) vs. Boston College (27) | MPC Computers, 2005 |
| 88* | Ben Kelly, Colorado (62) vs. Boston College (28) | Insight.com, 1999 |
| 87* | Willie Reid, Florida St. (23) vs. Penn St. (26) (3 ot) | Orange, 2006 |
| 86* | Aramis Dandoy, Southern California (7) vs. Ohio St. (20) | Rose, 1955 |
| 85* | Brian Murph, Kansas (42) vs. Houston (13) | Fort Worth, 2005 |
| 85* | Darran Hall, Colorado St. (35) vs. Missouri (24) | Holiday, 1997 |
| 83* | Vai Sikahema, Brigham Young (46) vs. SMU (45) | Holiday, 1980 |
| 82* | Marcus Wall, North Carolina (31) vs. Texas (35) | Sun, 1994 |
| 82 | Willie Drewrey, West Virginia (12) vs. Florida St. (31) | Gator, 1982 |
| 80*(D) | Gary Anderson, Arkansas (34) vs. Tulane (15) | Hall of Fame, 1980 |
| 80* | Cecil Ingram, Alabama (61) vs. Syracuse (6) | Orange, 1953 |

*Scored touchdown on play.

LONGEST KICKOFF RETURNS

| Yds. | Player, Team (Score) vs. Opponent (Score) | Bowl, Year |
|---------|---|------------------------|
| 100* | C.J. Jones, Iowa (17) vs. Southern California (38) | Orange, 2003 |
| 100*(D) | Deltha O'Neal, California (38) vs. Navy (42) | Aloha, 1996 |
| 100* | Derrick Mason, Michigan St. (26) vs. LSU (45) | Independence, 1995 |
| 100* | Kirby Dar Dar, Syracuse (26) vs. Colorado (22) | Fiesta, 1993 |
| 100* | Pete Panuska, Tennessee (27) vs. Maryland (28) | Sun, 1984 |
| 100* | Dave Lowery, Brigham Young (21) vs. Oklahoma St. (49) | Tangerine, 1976 |
| 100* | Mike Fink, Missouri (35) vs. Arizona St. (49) | Fiesta, 1972 |
| 100*(D) | Bob Smith, Texas A&M (40) vs. Georgia (20) | Presidential Cup, 1950 |
| 100*! | Al Hoisch, UCLA (14) vs. Illinois (45) | Rose, 1947 |

*Scored touchdown on play. !Rose Bowl records carry as 103-yard return.



Missouri Sports Information

Marcus King of Missouri helped the Tigers rally to a 38-31 win over South Carolina in the 2005 Independence Bowl with a bowl-record interception return of 99 yards.

LONGEST INTERCEPTION RETURNS

| Yds. | Player, Team (Score) vs. Opponent (Score) | Bowl, Year |
|------|--|--------------------|
| 99* | Marcus King, Missouri (38) vs. South Carolina (31) | Independence, 2005 |
| 95* | Marcus Washington, Colorado (38) vs. Oregon (6) | Cotton, 1996 |
| 94* | David Baker, Oklahoma (48) vs. Duke (21) | Orange, 1958 |

| Yds. | Player, Team (Score) vs. Opponent (Score) | Bowl, Year |
|--------|--|--------------------------|
| 92* | Andy Avalos, Boise St. (40) vs. Louisville (44) | Liberty, 2004 |
| 91* | Donald Strickland, Colorado (28) vs. Wisconsin (31) | Alamo, 2002 |
| 91* | Don Hoover, Ohio (14) vs. West Tex. A&M (15) | Sun, 1962 |
| 90* | Norm Beal, Missouri (21) vs. Navy (14) | Orange, 1961 |
| 90* | Charlie Brembs, South Carolina (14) vs. Wake Forest (26) | Gator, 1946 |
| 90*(D) | G.P. Jackson, TCU (7) vs. Centre (63) | Fort Worth Classic, 1921 |

*Scored touchdown on play.

LONGEST MISCELLANEOUS RETURNS

| Yds. | Player, Team (Score) vs. Opponent (Score) | Bowl, Year |
|------|--|----------------------------|
| 98 | Greg Mather, Navy (14) vs. Missouri (21) (Int. Lat.) | Orange, 1961 |
| 89 | Charlie Owens, TCU (9) vs. Texas A&M (28) (Fumble return) | galleryfurniture.com, 2001 |
| 80 | Antonio Banks, Virginia Tech (45) vs. Indiana (20) (Blocked field goal return) | Independence, 1993 |
| 79 | Tremain Mack, Miami (Fla.) (31) vs. Virginia (21) (Fumble return) | Carquest, 1996 |
| 78 | Devin Hester, Miami (Fla.) (27) vs. Florida (10) (Blocked field goal return) | Peach, Dec. 31, 2004 |
| 75 | Payton Williams, Fresno St. (16) vs. Utah (17) (Blocked field goal return) | Las Vegas, 1999 |
| 74 | Morgan Scalley, Utah (17) vs. Southern Miss. (0) (Fumble return) | Liberty, 2003 |
| 73 | Dick Carpenter, Oklahoma (48) vs. Duke (21) (Int. Lat.) | Orange, 1958 |
| 70 | Carlos Posey, Missouri (34) vs. West Virginia (31) (Blocked punt return) | Insight.com, 1998 |
| 65 | Steve Manstedt, Nebraska (19) vs. Texas (3) (Fumble return) | Cotton, 1974 |

Bowl Championship Series Individual Record Lists (1999-06)

Only games played since the formation of the Bowl Championship Series are included. For the All Bowls records, only official records after 1937 are included. Prior records are included if able to be substantiated. Each team's score is in parentheses after the team name. The year listed is the actual (calendar) year the game was played; the date is included if the bowl was played twice (i.e., January and December) during one calendar year. The list also includes discontinued bowls, marked with (D). Bowls are listed by the name of the bowl at the time it was played.

Total Offense

MOST TOTAL YARDS

| |
|--|
| 467—Vince Young, Texas (41) vs. Southern California (38) (Rose, 2006) (267 pass, 200 rush) |
| 444—Rohan Davey, LSU (47) vs. Illinois (34) (Sugar, 2002) (444 pass) |
| 408—Troy Smith, Ohio St. (34) vs. Notre Dame (20) (Fiesta, 2006) (342 pass, 66 rush) |
| 396—Alex Smith, Utah (35) vs. Pittsburgh (7) (Fiesta, 2005) (328 pass, 68 rush) |
| 372—Vince Young, Texas (38) vs. Michigan (37) (Rose, 2005) (192 rush, 180 pass) |

MOST TOTAL YARDS, CHAMPIONSHIP GAME

| |
|--|
| 467—Vince Young, Texas (41) vs. Southern California (38) (Rose, 2006) (267 pass, 200 rush) |
| 362—Ken Dorsey, Miami (Fla.) (37) vs. Nebraska (14) (Rose, 2002) (362 pass) |
| 322—Michael Vick, Virginia Tech (29) vs. Florida St. (46) (Sugar, 2000) (225 pass, 97 rush) |
| 321—Matt Leinart, Southern California (55) vs. Oklahoma (19) (Orange, 2005) (332 pass, -11 rush) |
| 297—Tee Martin, Tennessee (23) vs. Florida St. (16) (Fiesta, 1999) (278 pass, 19 rush) |

MOST TOTAL YARDS, ALL BOWLS

| |
|---|
| 594—Ty Detmer, Brigham Young (39) vs. Penn St. (50) (Holiday, 1989) (576 pass, 18 rush) |
|---|

MOST TOUCHDOWNS RESPONSIBLE FOR (TDs SCORED AND PASSED FOR)

| |
|--|
| 5—Vince Young, Texas (38) vs. Michigan (37) (Rose, 2005) (4 rush, 1 pass) |
| 5—Matt Leinart, Southern California (55) vs. Oklahoma (19) (Orange, 2005) (5 pass) |

MOST TOUCHDOWNS RESPONSIBLE FOR, CHAMPIONSHIP GAME

| |
|--|
| 5—Matt Leinart, Southern California (55) vs. Oklahoma (19) (Orange, 2005) (5 pass) |
|--|

MOST TOUCHDOWNS RESPONSIBLE FOR, ALL BOWLS

| |
|--|
| 6—(D) Chuck Long, Iowa (55) vs. Texas (17) (Freedom, 1984) (6 pass) |
| 6—Bobby Layne, Texas (40) vs. Missouri (27) (Cotton, 1946) (3 rush, 2 pass, 1 catch) |

Rushing

MOST RUSHING ATTEMPTS

| |
|---|
| 34—Ron Dayne, Wisconsin (17) vs. Stanford (9) (Rose, 2000) (200 yards) |
| 30—Quentin Griffin, Oklahoma (34) vs. Washington St. (14) (Rose, 2003) (144 yards) |
| 28—Domanick Davis, LSU (47) vs. Illinois (34) (Sugar, 2002) (129 yards) |
| 27—Ron Dayne, Wisconsin (38) vs. UCLA (31) (Rose, 1999) (246 yards) |
| 26—Steve Slaton, West Virginia (38) vs. Georgia (35) (Sugar, 2006) (204 yards) |
| 26—Austin Scott, Penn St. (26) vs. Florida St. (23) (3 ot) (Orange, 2006) (110 yards) |

MOST RUSHING ATTEMPTS, CHAMPIONSHIP GAME

| |
|--|
| 25—Adrian Peterson, Oklahoma (19) vs. Southern California (55) (Orange, 2005) (82 yards) |
| 23—Maurice Clarett, Ohio St. (31) vs. Miami (Fla.) (24) (2 ot) (Fiesta, 2003) (47 yards) |
| 22—Eric Crouch, Nebraska (14) vs. Miami (Fla.) (37) (Rose, 2002) (114 yards) |
| 20—LenDale White, Southern California (38) vs. Texas (41) (Rose, 2006) (124 yards) |
| 20—Willis McGahee, Miami (Fla.) (24) vs. Ohio St. (31) (2 ot) (Fiesta, 2003) (67 yards) |
| 20—Clinton Portis, Miami (Fla.) (37) vs. Nebraska (14) (Rose, 2002) (104 yards) |

MOST RUSHING ATTEMPTS, ALL BOWLS

| |
|---|
| 46—(D) Ron Jackson, Tulsa (28) vs. San Diego St. (17) (Freedom, 1991) (211 yards) |
|---|

MOST NET RUSHING YARDS

| |
|---|
| 246—Ron Dayne, Wisconsin (38) vs. UCLA (31) (Rose, 1999) (27 attempts) |
| 204—Steve Slaton, West Virginia (38) vs. Georgia (35) (Sugar, 2006) (26 attempts) |
| 200—Vince Young, Texas (41) vs. Southern California (38) (Rose, 2006) (19 attempts) |
| 200—Ron Dayne, Wisconsin (17) vs. Stanford (9) (Rose, 2000) (34 attempts) |
| 192—Vince Young, Texas (38) vs. Michigan (37) (Rose, 2005) (21 attempts) |

MOST RUSHING YARDS, CHAMPIONSHIP GAME

| |
|--|
| 200—Vince Young, Texas (41) vs. Southern California (38) (Rose, 2006) (19 attempts) |
| 124—LenDale White, Southern California (38) vs. Texas (41) (Rose, 2006) (20 attempts) |
| 118—LenDale White, Southern California (55) vs. Oklahoma (19) (Orange, 2005) (15 attempts) |
| 117—Justin Vincent, LSU (21) vs. Oklahoma (14) (Sugar, 2004) (16 attempts) |
| 114—Eric Crouch, Nebraska (14) vs. Miami (Fla.) (37) (Rose, 2002) (22 attempts) |

MOST RUSHING YARDS, ALL BOWLS

| |
|--|
| 307—P.J. Daniels, Georgia Tech (52) vs. Tulsa (10) (Humanitarian, 2004) (31 carries) |
|--|

MOST RUSHING YARDS BY A QUARTERBACK

| |
|---|
| 200—Vince Young, Texas (41) vs. Southern California (38) (Rose, 2006) (19 attempts) |
| 192—Vince Young, Texas (38) vs. Michigan (37) (Rose, 2005) (21 attempts) |
| 114—Eric Crouch, Nebraska (14) vs. Miami (Fla.) (37) (Rose, 2002) (22 attempts) |
| 97—Michael Vick, Virginia Tech (29) vs. Florida St. (46) (Sugar, 2000) (23 attempts) |
| 81—Craig Krenzel, Ohio St. (31) vs. Miami (Fla.) (24) (2 ot) (Fiesta, 2003) (19 attempts) |

MOST RUSHING YARDS BY A QUARTERBACK, CHAMPIONSHIP GAME

200—Vince Young, Texas (41) vs. Southern California (38) (Rose, 2006) (19 attempts)
 114—Eric Crouch, Nebraska (14) vs. Miami (Fla.) (37) (Rose, 2002) (22 attempts)
 97—Michael Vick, Virginia Tech (29) vs. Florida St. (46) (Sugar, 2000) (23 attempts)
 81—Craig Krenzel, Ohio St. (31) vs. Miami (Fla.) (24) (2 ot) (Fiesta, 2003) (19 attempts)

MOST RUSHING YARDS BY A QUARTERBACK, ALL BOWLS

200—Vince Young, Texas (41) vs. Southern California (38) (Rose, 2006) (19 attempts)

MOST RUSHING YARDS PER ATTEMPT**(Minimum 15 Attempts)**

10.53—Vince Young, Texas (41) vs. Southern California (38) (Rose, 2006) (19 for 200)
 9.31—Ernest Graham, Florida (56) vs. Maryland (23) (Orange, 2002) (16 for 149)
 9.14—Vince Young, Texas (38) vs. Michigan (37) (Rose, 2005) (21 for 192)
 9.11—Ron Dayne, Wisconsin (38) vs. UCLA (31) (Rose, 1999) (27 for 246)
 9.07—Ernest Graham, Florida (20) vs. Miami (Fla.) (37) (Sugar, 2001) (15 for 136)

MOST RUSHING YARDS PER ATTEMPT, CHAMPIONSHIP GAME**(Minimum 15 Attempts)**

10.53—Vince Young, Texas (41) vs. Southern California (38) (Rose, 2006) (19 for 200)
 7.87—LenDale White, Southern California (55) vs. Oklahoma (19) (Orange, 2005) (15 for 118)
 7.31—Justin Vincent, LSU (21) vs. Oklahoma (14) (Sugar, 2004) (16 for 117)
 6.20—LenDale White, Southern California (38) vs. Texas (41) (Rose, 2006) (20 for 124)
 5.53—Travis Minor, Florida St. (16) vs. Tennessee (23) (Fiesta, 1999) (15 for 83)

MOST RUSHING YARDS PER ATTEMPT, ALL BOWLS**(Minimum 15 Attempts)**

15.67—Tyrone Wheatley, Michigan (38) vs. Washington (31) (Rose, 1993) (15 for 235)

MOST RUSHING TOUCHDOWNS

4—Vince Young, Texas (38) vs. Michigan (37) (Rose, 2005)
 4—Domanick Davis, LSU (47) vs. Illinois (34) (Sugar, 2002)
 4—Ron Dayne, Wisconsin (38) vs. UCLA (31) (Rose, 1999)
 3—Vince Young, Texas (41) vs. Southern California (38) (Rose, 2006)
 3—LenDale White, Southern California (38) vs. Texas (41) (Rose, 2006)
 3—Darius Walker, Notre Dame (20) vs. Ohio St. (34) (Fiesta, 2006)
 3—Steve Slaton, West Virginia (38) vs. Georgia (35) (Sugar, 2006)
 3—Shaun Alexander, Alabama (34) vs. Michigan (35) (ot) (Orange, 2000)

MOST RUSHING TOUCHDOWNS, CHAMPIONSHIP GAME

3—Vince Young, Texas (41) vs. Southern California (38) (Rose, 2006)
 3—LenDale White, Southern California (38) vs. Texas (41) (Rose, 2006)
 2—LenDale White, Southern California (55) vs. Oklahoma (19) (Orange, 2005)
 2—Kejuan Jones, Oklahoma (14) vs. LSU (21) (Sugar, 2004)
 2—Craig Krenzel, Ohio St. (31) vs. Miami (Fla.) (24) (2 ot) (Fiesta, 2003)
 2—Maurice Clarett, Ohio St. (31) vs. Miami (Fla.) (24) (2 ot) (Fiesta, 2003)
 2—Andre Kendrick, Virginia Tech (29) vs. Florida St. (46) (Sugar, 2000)

MOST RUSHING TOUCHDOWNS, ALL BOWLS

5—Barry Sanders, Oklahoma St. (62) vs. Wyoming (14) (Holiday, 1988)
 5—Neil Snow, Michigan (49) vs. Stanford (0) (Rose, 1902) (five-point scores)

Passing**MOST PASS ATTEMPTS**

53—Rohan Davey, LSU (47) vs. Illinois (34) (Sugar, 2002) (31 completions)
 52—Eli Roberson, Kansas St. (28) vs. Ohio St. (35) (Fiesta, 2004) (20 completions)
 52—Chris Weinke, Florida St. (2) vs. Oklahoma (13) (Orange, 2001) (25 completions)
 46—John Navarre, Michigan (14) vs. Southern California (28) (Rose, 2004) (27 completions)
 46—Tom Brady, Michigan (35) vs. Alabama (34) (ot) (Orange, 2000) (34 completions)

MOST PASS ATTEMPTS, CHAMPIONSHIP GAME

52—Chris Weinke, Florida St. (2) vs. Oklahoma (13) (Orange, 2001) (25 completions)
 43—Ken Dorsey, Miami (Fla.) (24) vs. Ohio St. (31) (2 ot) (Fiesta, 2003) (28 completions)
 40—Vince Young, Texas (41) vs. Southern California (38) (Rose, 2006) (30 completions)
 40—Matt Leinart, Southern California (38) vs. Texas (41) (Rose, 2006) (29 completions)
 39—Josh Heupel, Oklahoma (13) vs. Florida St. (2) (Orange, 2001) (25 completions)

MOST PASS ATTEMPTS, ALL BOWLS

74—Kyle Orton, Purdue (27) vs. Washington St. (33) (Sun, 2001) (38 completions)

MOST PASS COMPLETIONS

34—Tom Brady, Michigan (35) vs. Alabama (34) (ot) (Orange, 2000) (46 attempts)
 31—Rohan Davey, LSU (47) vs. Illinois (34) (Sugar, 2002) (53 attempts)
 30—Vince Young, Texas (41) vs. Southern California (38) (Rose, 2006) (40 attempts)
 29—Matt Leinart, Southern California (38) vs. Texas (41) (Rose, 2006) (40 attempts)
 29—Brady Quinn, Notre Dame (20) vs. Ohio St. (34) (Fiesta, 2006) (45 attempts)
 29—Alex Smith, Utah (35) vs. Pittsburgh (7) (Fiesta, 2005) (37 attempts)

MOST PASS COMPLETIONS, CHAMPIONSHIP GAME

30—Vince Young, Texas (41) vs. Southern California (38) (Rose, 2006) (40 attempts)
 29—Matt Leinart, Southern California (38) vs. Texas (41) (Rose, 2006) (40 attempts)
 28—Ken Dorsey, Miami (Fla.) (24) vs. Ohio St. (31) (2 ot) (Fiesta, 2003) (43 attempts)
 25—Chris Weinke, Florida St. (2) vs. Oklahoma (13) (Orange, 2001) (52 attempts)
 25—Josh Heupel, Oklahoma (13) vs. Florida St. (2) (Orange, 2001) (39 attempts)

MOST PASS COMPLETIONS, ALL BOWLS

43—(D) Steve Clarkson, San Jose St. (25) vs. Toledo (27) (California, 1981) (62 attempts)

MOST PASSING YARDS

444—Rohan Davey, LSU (47) vs. Illinois (34) (Sugar, 2002) (31 of 53)
 369—Tom Brady, Michigan (35) vs. Alabama (34) (ot) (Orange, 2000) (34 of 46)
 365—Matt Leinart, Southern California (38) vs. Texas (41) (Rose, 2006) (29 of 40)
 362—Ken Dorsey, Miami (Fla.) (37) vs. Nebraska (14) (Rose, 2002) (22 of 35)
 350—Joey Harrington, Oregon (38) vs. Colorado (16) (Fiesta, 2002) (28 of 42)

MOST PASSING YARDS, CHAMPIONSHIP GAME

365—Matt Leinart, Southern California (38) vs. Texas (41) (Rose, 2006) (29 of 40)
 362—Ken Dorsey, Miami (Fla.) (37) vs. Nebraska (14) (Rose, 2002) (22 of 35)
 332—Matt Leinart, Southern California (55) vs. Oklahoma (19) (Orange, 2005) (18 of 35)
 329—Chris Weinke, Florida St. (46) vs. Virginia Tech (29) (Sugar, 2000) (20 of 34)
 296—Ken Dorsey, Miami (Fla.) (24) vs. Ohio St. (31) (2 ot) (Fiesta, 2003) (28 of 43)

MOST PASSING YARDS, ALL BOWLS

576—Byron Leftwich, Marshall (64) vs. East Caro. (61) (2 ot) (GMAC, 2001) (41 of 70)
 576—Ty Detmer, Brigham Young (39) vs. Penn St. (50) (Holiday, 1989) (42 of 59)

MOST PASSES WITHOUT AN INTERCEPTION

53—Rohan Davey, LSU (47) vs. Illinois (34) (Sugar, 2002)

MOST PASSES WITHOUT AN INTERCEPTION, CHAMPIONSHIP GAME

40—Vince Young, Texas (41) vs. Southern California (38) (Rose, 2006)

MOST TOUCHDOWN PASSES

5—Matt Leinart, Southern California (55) vs. Oklahoma (19) (Orange, 2005)
 4—Alex Smith, Utah (35) vs. Pittsburgh (7) (Fiesta, 2005)
 4—Chad Henne, Michigan (37) vs. Texas (38) (Rose, 2005)
 4—Craig Krenzel, Ohio St. (35) vs. Kansas St. (28) (Fiesta, 2004)
 4—Kurt Kittner, Illinois (34) vs. LSU (47) (Sugar, 2002)
 4—Rex Grossman, Florida (56) vs. Maryland (23) (Orange, 2002)
 4—Joey Harrington, Oregon (38) vs. Colorado (16) (Fiesta, 2002)
 4—Tom Brady, Michigan (35) vs. Alabama (34) (ot) (Orange, 2000)
 4—Chris Weinke, Florida St. (46) vs. Virginia Tech (29) (Sugar, 2000)

MOST TOUCHDOWN PASSES, CHAMPIONSHIP GAME

5—Matt Leinart, Southern California (55) vs. Oklahoma (19) (Orange, 2005)
 4—Chris Weinke, Florida St. (46) vs. Virginia Tech (29) (Sugar, 2000)
 3—Ken Dorsey, Miami (Fla.) (37) vs. Nebraska (14) (Rose, 2002)
 2—Jason White, Oklahoma (19) vs. Southern California (55) (Orange, 2005)
 2—Ken Dorsey, Miami (Fla.) (24) vs. Ohio St. (31) (2 ot) (Fiesta, 2003)
 2—Tee Martin, Tennessee (23) vs. Florida St. (16) (Fiesta, 1999)

MOST TOUCHDOWN PASSES, ALL BOWLS

6—(D) Chuck Long, Iowa (55) vs. Texas (17) (Freedom, 1984)

HIGHEST COMPLETION PERCENTAGE**(Minimum 20 Attempts)**

.784—Alex Smith, Utah (35) vs. Pittsburgh (7) (Fiesta, 2005) (29 of 37)
 .750—Vince Young, Texas (41) vs. Southern California (38) (Rose, 2006) (30 of 40)
 .739—Tom Brady, Michigan (35) vs. Alabama (34) (ot) (Orange, 2000) (34 of 46)
 .727—Marques Tuiasosopo, Washington (34) vs. Purdue (24) (Rose, 2001) (16 of 22)
 .725—Matt Leinart, Southern California (38) vs. Texas (41) (Rose, 2006) (29 of 40)

HIGHEST COMPLETION PERCENTAGE, CHAMPIONSHIP GAME**(Minimum 20 Attempts)**

.750—Vince Young, Texas (41) vs. Southern California (38) (Rose, 2006) (30 of 40)
 .725—Matt Leinart, Southern California (38) vs. Texas (41) (Rose, 2006) (29 of 40)
 .667—Jason White, Oklahoma (19) vs. Southern California (55) (Orange, 2005) (24 of 36)
 .651—Ken Dorsey, Miami (Fla.) (24) vs. Ohio St. (31) (2 ot) (Fiesta, 2003) (28 of 43)
 .641—Josh Heupel, Oklahoma (13) vs. Florida St. (2) (Orange, 2001) (25 of 39)

HIGHEST COMPLETION PERCENTAGE, ALL BOWLS**(Minimum 20 Attempts)**

.929—Mike Bobo, Georgia (33) vs. Wisconsin (6) (Outback, 1998) (26 of 28)

Receiving**MOST RECEPTIONS**

15—Paris Warren, Utah (35) vs. Pittsburgh (7) (Fiesta, 2005) (198 yards)
 14—Josh Reed, LSU (47) vs. Illinois (34) (Sugar, 2002) (239 yards)
 11—Kellen Winslow Jr., Miami (Fla.) (24) vs. Ohio St. (31) (2 ot) (Fiesta, 2003) (122 yards)
 11—David Boston, Ohio St. (24) vs. Texas A&M (14) (Sugar, 1999) (105 yards)
 10—David Thomas, Texas (41) vs. Southern California (38) (Rose, 2006) (88 yards)
 10—Dwayne Jarrett, Southern California (38) vs. Texas (41) (Rose, 2006) (121 yards)
 10—Braylon Edwards, Michigan (37) vs. Texas (38) (Rose, 2005) (109 yards)
 10—Braylon Edwards, Michigan (14) vs. Southern California (28) (Rose, 2004) (107 yards)
 10—Daniel Graham, Colorado (16) vs. Oregon (38) (Fiesta, 2002) (89 yards)
 10—Taylor Jacobs, Florida (56) vs. Maryland (23) (Orange, 2002) (170 yards)
 10—David Terrell, Michigan (35) vs. Alabama (34) (ot) (Orange, 2000) (150 yards)
MOST RECEPTIONS, CHAMPIONSHIP GAME
 11—Kellen Winslow Jr., Miami (Fla.) (24) vs. Ohio St. (31) (2 ot) (Fiesta, 2003) (122 yards)
 10—David Thomas, Texas (41) vs. Southern California (38) (Rose, 2006) (88 yards)
 10—Dwayne Jarrett, Southern California (38) vs. Texas (41) (Rose, 2006) (121 yards)

- 7—Steve Smith, Southern California (55) vs. Oklahoma (19) (Orange, 2005) (113 yards)
 7—Travis Wilson, Oklahoma (19) vs. Southern California (55) (Orange, 2005) (59 yards)
 7—Andre Johnson, Miami (Fla.) (37) vs. Nebraska (14) (Rose, 2002) (199 yards)
 7—Atreus Bell, Florida St. (2) vs. Oklahoma (13) (Orange, 2001) (137 yards)

MOST RECEPTIONS, ALL BOWLS

- 20—(D) Norman Jordan, Vanderbilt (28) vs. Air Force (36) (Hall of Fame, 1982) (173 yards)
 20—Walker Gillette, Richmond (49) vs. Ohio (42) (Tangerine, 1968) (242 yards)

MOST RECEIVING YARDS

- 239—Josh Reed, LSU (47) vs. Illinois (34) (Sugar, 2002) (14 catches)
 199—Andre Johnson, Miami (Fla.) (37) vs. Nebraska (14) (Rose, 2002) (7 catches)
 199—Peerless Price, Tennessee (23) vs. Florida St. (16) (Fiesta, 1999) (4 catches)
 198—Paris Warren, Utah (35) vs. Pittsburgh (7) (Fiesta, 2005) (15 catches)
 178—Walter Young, Illinois (34) vs. LSU (47) (Sugar, 2002) (6 catches)

MOST RECEIVING YARDS, CHAMPIONSHIP GAME

- 199—Andre Johnson, Miami (Fla.) (37) vs. Nebraska (14) (Rose, 2002) (7 catches)
 199—Peerless Price, Tennessee (23) vs. Florida St. (16) (Fiesta, 1999) (4 catches)
 163—Peter Warrick, Florida St. (46) vs. Virginia Tech (29) (Sugar, 2000) (6 catches)
 137—Atreus Bell, Florida St. (2) vs. Oklahoma (13) (Orange, 2001) (7 catches)
 135—Ron Dugans, Florida St. (16) vs. Tennessee (23) (Fiesta, 1999) (6 catches)

MOST RECEIVING YARDS, ALL BOWLS

- 299—(D) Rodney Wright, Fresno St. (35) vs. Michigan St. (44) (Silicon Valley, 2001) (13 catches)

MOST TOUCHDOWNS RECEIVING

- 3—Steve Smith, Southern California (55) vs. Oklahoma (19) (Orange, 2005)
 3—Braylon Edwards, Michigan (37) vs. Texas (38) (Rose, 2005)
 3—David Terrell, Michigan (35) vs. Alabama (34) (ot) (Orange, 2000)
 2—18 times

MOST TOUCHDOWNS RECEIVING, CHAMPIONSHIP GAME

- 3—Steve Smith, Southern California (55) vs. Oklahoma (19) (Orange, 2005)
 2—Travis Wilson, Oklahoma (19) vs. Southern California (55) (Orange, 2005)
 2—Andre Johnson, Miami (Fla.) (37) vs. Nebraska (14) (Rose, 2002)
 2—Ron Dugans, Florida St. (46) vs. Virginia Tech (29) (Sugar, 2000)
 2—Peter Warrick, Florida St. (46) vs. Virginia Tech (29) (Sugar, 2000)

MOST TOUCHDOWNS RECEIVING, ALL BOWLS

- 4—Travis LaTendresse, Utah (38) vs. Georgia Tech (10) (Emerald, 2005)
 4—Fred Biletnikoff, Florida St. (36) vs. Oklahoma (19) (Gator, 1965)
 4—(D) Bob McChesney, Hardin-Simmons (49) vs. Wichita St. (12) (Camellia, 1948)

HIGHEST AVERAGE PER RECEPTION**(Minimum 3 Receptions)**

- 49.8—Peerless Price, Tennessee (23) vs. Florida St. (16) (Fiesta, 1999) (4 for 199)
 42.0—Josh Morgan, Virginia Tech (13) vs. Auburn (16) (Sugar, 2005) (3 for 126)
 34.0—Durrell Price, UCLA (31) vs. Wisconsin (38) (Rose, 1999) (3 for 102)

HIGHEST AVERAGE PER RECEPTION, CHAMPIONSHIP GAME**(Minimum 3 Receptions)**

- 49.8—Peerless Price, Tennessee (23) vs. Florida St. (16) (Fiesta, 1999) (4 for 199)

HIGHEST AVERAGE PER RECEPTION, ALL BOWLS**(Minimum 3 Receptions)**

- 52.3—(D) Jason Anderson, Wake Forest (38) vs. Oregon (17) (Seattle, 2002) (3 for 157)
 52.3—Phil Harris, Texas (28) vs. Navy (6) (Cotton, 1964) (3 for 157)

All-Purpose Yards**MOST ALL-PURPOSE YARDS**

- 315—Steve Breaston, Michigan (37) vs. Texas (38) (Rose, 2005) (221 kickoff return, 77 receiving, 15 rush, 2 punt return)
 279—Reggie Bush, Southern California (38) vs. Texas (41) (Rose, 2006) (102 kickoff return, 95 receiving, 82 rushing)
 260—Ted Ginn Jr., Ohio St. (34) vs. Notre Dame (20) (Fiesta, 2006) (167 receiving, 73 rushing, 20 punt return)
 246—Ron Dayne, Wisconsin (38) vs. UCLA (31) (Rose, 1999) (246 rush)
 242—Peerless Price, Tennessee (23) vs. Florida St. (16) (Fiesta, 1999) (199 receiving, 43 punt return)

MOST ALL-PURPOSE YARDS, CHAMPIONSHIP GAME

- 279—Reggie Bush, Southern California (38) vs. Texas (41) (Rose, 2006) (102 kickoff return, 95 receiving, 82 rushing)
 242—Peerless Price, Tennessee (23) vs. Florida St. (16) (Fiesta, 1999) (199 receiving, 43 punt return)
 226—Andre Johnson, Miami (Fla.) (37) vs. Nebraska (14) (Rose, 2002) (199 receiving, 27 kickoff return)
 220—Peter Warrick, Florida St. (46) vs. Virginia Tech (29) (Sugar, 2000) (163 receiving, 57 punt return)
 149—Reggie Bush, Southern California (55) vs. Oklahoma (19) (Orange, 2005) (75 rush, 31 receiving, 36 kickoff return, 7 punt return)

MOST ALL-PURPOSE YARDS, ALL BOWLS

- 359—Sherman Williams, Alabama (24) vs. Ohio St. (17) (Florida Citrus, 1995) (166 rush, 155 receptions, 38 kickoff returns)

Scoring**MOST POINTS SCORED**

- 24—Vince Young, Texas (38) vs. Michigan (37) (Rose, 2005) (4 TDs)
 24—Domanick Davis, LSU (47) vs. Illinois (34) (Sugar, 2002) (4 TDs)
 24—Ron Dayne, Wisconsin (38) vs. UCLA (31) (Rose, 1999) (4 TDs)
 20—Vince Young, Texas (41) vs. Southern California (38) (Rose, 2006) (3 TDs, 1 2-pt. conversion)
 20—Peter Warrick, Florida St. (46) vs. Virginia Tech (29) (Sugar, 2000) (3 TDs, 1 2-pt. conversion)

MOST POINTS SCORED, CHAMPIONSHIP GAME

- 20—Vince Young, Texas (41) vs. Southern California (38) (Rose, 2006) (3 TDs, 1 2-pt. conversion)
 20—Peter Warrick, Florida St. (46) vs. Virginia Tech (29) (Sugar, 2000) (3 TDs, 1 2-pt. conversion)
 18—LenDale White, Southern California (38) vs. Texas (41) (Rose, 2006) (3 TDs)
 18—Steve Smith, Southern California (55) vs. Oklahoma (19) (Orange, 2005) (3 TDs)
 13—Ryan Killeen, Southern California (55) vs. Oklahoma (19) (Orange, 2005) (2 FGs, 7 PATs)

MOST POINTS SCORED, ALL BOWLS

- 30—Reggie Campbell, Navy (51) vs. Colorado St. (30) (Poinsettia, 2005) (5 TDs)
 30—Steven Jackson, Oregon St. (55) vs. New Mexico (14) (Las Vegas, 2003) (5 TDs)
 30—(D) Sheldon Canley, San Jose St. (48) vs. Central Mich. (24) (California, 1990) (5 TDs)
 30—Barry Sanders, Oklahoma St. (62) vs. Wyoming (14) (Holiday, 1988) (5 TDs)

Kicking**MOST POINTS SCORED BY A KICKER**

- 14—Billy Bennett, Georgia (26) vs. Florida St. (13) (Sugar, 2003) (4 FGs, 2 PATs)

MOST POINTS SCORED BY A KICKER, CHAMPIONSHIP GAME

- 13—Ryan Killeen, Southern California (55) vs. Oklahoma (19) (Orange, 2005) (2 FGs, 7 PATs)

MOST POINTS SCORED BY A KICKER, ALL BOWLS

- 19—Kevin Miller, East Caro. (61) vs. Marshall (64) (2 ot) (GMAC, 2001) (4 FGs, 7 PATs)

MOST FIELD GOALS ATTEMPTED

- 5—Billy Bennett, Georgia (26) vs. Florida St. (13) (Sugar, 2003) (4 made)

MOST FIELD GOALS ATTEMPTED, CHAMPIONSHIP GAME

- 3—David Pino, Texas (41) vs. Southern California (38) (Rose, 2006) (2 made)
 3—Tim Duncan, Oklahoma (13) vs. Florida St. (2) (Orange, 2001) (2 made)

MOST FIELD GOALS ATTEMPTED, ALL BOWLS

- 6—3 times

MOST FIELD GOALS MADE

- 4—Billy Bennett, Georgia (26) vs. Florida St. (13) (Sugar, 2003)
 3—Garrett Rivas, Michigan (37) vs. Texas (38) (Rose, 2005)
 3—John Vaughn, Auburn (16) vs. Virginia Tech (13) (Sugar, 2005)
 3—John Peattie, Miami (Fla.) (16) vs. Florida St. (14) (Orange, 2004)
 3—Todd Sievers, Miami (Fla.) (37) vs. Florida (20) (Sugar, 2001)

MOST FIELD GOALS MADE, CHAMPIONSHIP GAME

- 2—David Pino, Texas (41) vs. Southern California (38) (Rose, 2006)
 2—Ryan Killeen, Southern California (55) vs. Oklahoma (19) (Orange, 2005)
 2—Tim Duncan, Oklahoma (13) vs. Florida St. (2) (Orange, 2001)

MOST FIELD GOALS MADE, ALL BOWLS

- 5—5 times

MOST EXTRA-POINT KICK ATTEMPTS

- 8—Jeff Chandler, Florida (56) vs. Maryland (23) (Orange, 2002) (8 made)

MOST EXTRA-POINT KICK ATTEMPTS, CHAMPIONSHIP GAME

- 7—Ryan Killeen, Southern California (55) vs. Oklahoma (19) (Orange, 2005) (7 made)

MOST EXTRA-POINT KICK ATTEMPTS, ALL BOWLS

- 9—5 players

MOST EXTRA-POINT KICKS MADE

- 8—Jeff Chandler, Florida (56) vs. Maryland (23) (Orange, 2002) (8 attempts)

MOST EXTRA-POINT KICKS MADE, CHAMPIONSHIP GAME

- 7—Ryan Killeen, Southern California (55) vs. Oklahoma (19) (Orange, 2005) (7 attempts)

MOST EXTRA-POINT KICKS MADE, ALL BOWLS

- 9—4 players

Punting**MOST PUNTS**

- 11—Jeremy Kapinos, Penn St. (26) vs. Florida St. (23) (3 ot) (Orange, 2006)

MOST PUNTS, CHAMPIONSHIP GAME

- 10—Keith Cottrell, Florida St. (2) vs. Oklahoma (13) (Orange, 2001)

MOST PUNTS, ALL BOWLS

21—Everett Sweeney, Michigan (49) vs. Stanford (0) (Rose, 1902)

HIGHEST AVERAGE PER PUNT**(Minimum 3 Punts)**

48.25—Jonathan Kilgo, Georgia (26) vs. Florida St. (13) (Sugar, 2003) (4 for 193)

HIGHEST AVERAGE PER PUNT, CHAMPIONSHIP GAME**(Minimum 3 Punts)**

47.67—Andy Groom, Ohio St. (31) vs. Miami (Fla.) (24) (Fiesta, 2003) (6 for 286)

HIGHEST AVERAGE PER PUNT, ALL BOWLS**(Minimum 5 Punts)**

53.8—Mat McBriar, Hawaii (28) vs. Tulane (36) (Hawaii, 2002) (5 for 269)

Punt Returns**MOST PUNT RETURNS**

7—Willie Reid, Florida St. (23) vs. Penn St. (26) (3 ot) (Orange, 2006) (180 yards)
 4—Antonio Perkins, Oklahoma (34) vs. Washington St. (14) (Rose, 2003) (90 yards)
 4—Leon Washington, Florida St. (13) vs. Georgia (26) (Sugar, 2003) (68 yards)
 4—Phillip Buchanon, Miami (Fla.) (37) vs. Nebraska (14) (Rose, 2002) (37 yards)
 4—Freddie Milons, Alabama (34) vs. Michigan (35) (ot) (Orange, 2000) (108 yards)
 4—Ike Charlton, Virginia Tech (29) vs. Florida St. (46) (Sugar, 2000) (88 yards)

MOST PUNT RETURNS, CHAMPIONSHIP GAME

4—Phillip Buchanon, Miami (Fla.) (37) vs. Nebraska (14) (Rose, 2002) (37 yards)
 4—Ike Charlton, Virginia Tech (29) vs. Florida St. (46) (Sugar, 2000) (88 yards)

MOST PUNT RETURNS, ALL BOWLS

9—Buzy Rosenberg, Georgia (7) vs. North Carolina (3) (Gator, Dec. 31, 1971) (54 yards)
 9—Paddy Driscoll, Great Lakes (17) vs. Mare Island (0) (Rose, 1919) (115 yards)

MOST PUNT RETURN YARDS

180—Willie Reid, Florida St. (23) vs. Penn St. (26) (3 ot) (Orange, 2006) (7 returns)
 108—Freddie Milons, Alabama (34) vs. Michigan (35) (ot) (Orange, 2000) (4 returns)
 90—Antonio Perkins, Oklahoma (34) vs. Washington St. (14) (Rose, 2003) (4 returns)
 88—Ike Charlton, Virginia Tech (29) vs. Florida St. (46) (Sugar, 2000) (4 returns)
 85—DeJuan Groce, Nebraska (14) vs. Miami (Fla.) (37) (Rose, 2002) (3 returns)

MOST PUNT RETURN YARDS, CHAMPIONSHIP GAME

88—Ike Charlton, Virginia Tech (29) vs. Florida St. (46) (Sugar, 2000) (4 returns)
 85—DeJuan Groce, Nebraska (14) vs. Miami (Fla.) (37) (Rose, 2002) (3 returns)
 57—Peter Warrick, Florida St. (46) vs. Virginia Tech (29) (Sugar, 2000) (2 returns)
 43—Peerless Price, Tennessee (23) vs. Florida St. (16) (Fiesta, 1999) (3 returns)
 37—Phillip Buchanon, Miami (Fla.) (37) vs. Nebraska (14) (Rose, 2002) (4 returns)

MOST PUNT RETURN YARDS, ALL BOWLS

180—Willie Reid, Florida St. (23) vs. Penn St. (26) (3 ot) (Orange, 2006) (7 returns)

HIGHEST PUNT RETURN AVERAGE**(Minimum 3 Returns)**

28.33—DeJuan Groce, Nebraska (14) vs. Miami (Fla.) (37) (Rose, 2002) (3 for 85)

HIGHEST PUNT RETURN AVERAGE, CHAMPIONSHIP GAME**(Minimum 3 Returns)**

28.33—DeJuan Groce, Nebraska (14) vs. Miami (Fla.) (37) (Rose, 2002) (3 for 85)

HIGHEST PUNT RETURN AVERAGE, ALL BOWLS**(Minimum 3 Returns)**

40.67—George Fleming, Washington (44) vs. Wisconsin (8) (Rose, 1960) (3 for 122)

PUNT RETURNS FOR TOUCHDOWNS

87—Willie Reid, Florida St. (23) vs. Penn St. (26) (3 ot) (Orange, 2006) (2nd quarter)
 71—DeJuan Groce, Nebraska (14) vs. Miami (Fla.) (37) (Rose, 2002) (4th quarter)
 62—Freddie Milons, Alabama (34) vs. Michigan (35) (ot) (Orange, 2000) (3rd quarter)
 60—Bobby Newcombe, Nebraska (31) vs. Tennessee (21) (Fiesta, 2000) (1st quarter)
 59—Peter Warrick, Florida St. (46) vs. Virginia Tech (29) (Sugar, 2000) (2nd quarter)
 51—Antonio Perkins, Oklahoma (34) vs. Washington St. (14) (Rose, 2003) (2nd quarter)
 45—Terrell Roberts, Oregon St. (41) vs. Notre Dame (9) (Fiesta, 2001) (3rd quarter)
 *16—Kevin Griffin, Ohio St. (24) vs. Texas A&M (14) (Sugar, 1999) (1st quarter)
 *7—John Hollins, Ohio St. (35) vs. Kansas St. (28) (Fiesta, 2004) (1st quarter)
 *6—Jeff Chaney, Florida St. (46) vs. Virginia Tech (29) (Sugar, 2000) (1st quarter)

*Return of a blocked punt.

Kickoff Returns**MOST KICKOFF RETURNS**

7—Ramonce Taylor, Texas (38) vs. Michigan (37) (Rose, 2005) (201 yards)
 6—Steve Breaston, Michigan (37) vs. Texas (38) (Rose, 2005) (221 yards)

5—Reggie Bush, Southern California (38) vs. Texas (41) (Rose, 2006) (102 yards)
 5—Rich Parson, Maryland (23) vs. Florida (56) (Orange, 2002) (74 yards)
 5—Josh Davis, Nebraska (14) vs. Miami (Fla.) (37) (Rose, 2002) (119 yards)
 5—Sirr Parker, Texas A&M (14) vs. Ohio St. (24) (Sugar, 1999) (71 yards)

MOST KICKOFF RETURNS, CHAMPIONSHIP GAME

5—Reggie Bush, Southern California (38) vs. Texas (41) (Rose, 2006) (102 yards)
 5—Josh Davis, Nebraska (14) vs. Miami (Fla.) (37) (Rose, 2002) (119 yards)
 3—Mark Bradley, Oklahoma (19) vs. Southern California (55) (Orange, 2005) (70 yards)
 3—Travis Wilson, Oklahoma (19) vs. Southern California (55) (Orange, 2005) (51 yards)

MOST KICKOFF RETURNS, ALL BOWLS

8—Todd Howard, Michigan (17) vs. Tennessee (45) (Florida Citrus, 2002) (125 yards)

MOST KICKOFF RETURN YARDS

221—Steve Breaston, Michigan (37) vs. Texas (38) (Rose, 2005) (6 returns)
 201—Ramonce Taylor, Texas (38) vs. Michigan (37) (Rose, 2005) (7 returns)
 169—C.J. Jones, Iowa (17) vs. Southern California (38) (Orange, 2003) (4 returns)
 119—Josh Davis, Nebraska (14) vs. Miami (Fla.) (37) (Rose, 2002) (5 returns)
 102—Reggie Bush, Southern California (38) vs. Texas (41) (Rose, 2006) (5 returns)

MOST KICKOFF RETURN YARDS, CHAMPIONSHIP GAME

119—Josh Davis, Nebraska (14) vs. Miami (Fla.) (37) (Rose, 2002) (5 returns)
 102—Reggie Bush, Southern California (38) vs. Texas (41) (Rose, 2006) (5 returns)
 75—Andre Kendrick, Virginia Tech (29) vs. Florida St. (46) (Sugar, 2000) (2 returns)
 70—Mark Bradley, Oklahoma (19) vs. Southern California (55) (Orange, 2005) (3 returns)
 51—Travis Wilson, Oklahoma (19) vs. Southern California (55) (Orange, 2005) (3 returns)

MOST KICKOFF RETURN YARDS, ALL BOWLS

221—Steve Breaston, Michigan (37) vs. Texas (38) (Rose, 2005) (6 returns)

HIGHEST KICKOFF RETURN AVERAGE**(Minimum 3 Returns)**

42.25—C.J. Jones, Iowa (17) vs. Southern California (38) (Orange, 2003) (4 for 169)

HIGHEST KICKOFF RETURN AVERAGE, CHAMPIONSHIP GAME**(Minimum 3 Returns)**

23.80—Josh Davis, Nebraska (14) vs. Miami (Fla.) (37) (Rose, 2002) (5 for 119)

HIGHEST KICKOFF RETURN AVERAGE, ALL BOWLS**(Minimum 3 Returns)**

46.67—(D) Cal Beck, Utah (16) vs. Arizona (13) (Freedom, 1994) (3 for 140)

KICKOFF RETURNS FOR TOUCHDOWNS

100—C.J. Jones, Iowa (17) vs. Southern California (38) (Orange, 2003) (opening kick-off)
 89—Sammy Moore, Washington St. (14) vs. Oklahoma (34) (Rose, 2003) (4th quarter)

Defensive Statistics**MOST TOTAL TACKLES**

14—Travis Carroll, Florida (20) vs. Miami (Fla.) (37) (Sugar, 2001) (8 solos, 6 assists)
 14—Sharcus Steen, Stanford (9) vs. Wisconsin (17) (Rose, 2000) (11 solos, 3 assists)
 14—Dat Nguyen, Texas A&M (14) vs. Ohio St. (24) (Sugar, 1999) (13 solos, 1 assist)

MOST SOLO TACKLES

13—Dat Nguyen, Texas A&M (14) vs. Ohio St. (24) (Sugar, 1999)

MOST TACKLES FOR LOSS

4—LaMarr Woodley, Michigan (37) vs. Texas (38) (Rose, 2005)

MOST QUARTERBACKS SACKS

3—Mike Kudla, Ohio St. (34) vs. Notre Dame (20) (Fiesta, 2006)
 3—Tommy Hackenbruck, Utah (35) vs. Pittsburgh (7) (Fiesta, 2005)

MOST PASSES BROKEN UP

3—Donte Whitner, Ohio St. (34) vs. Notre Dame (20) (Fiesta, 2006)
 3—Anwar Phillips, Penn St. (26) vs. Florida St. (23) (3 ot) (Orange, 2006)
 3—Sedrick Curry, Texas A&M (14) vs. Ohio St. (24) (Sugar, 1999)
 3—Ahmed Plummer, Ohio St. (24) vs. Texas A&M (14) (Sugar, 1999)

INTERCEPTIONS RETURNED FOR TOUCHDOWNS

71—Bruce Thornton, Georgia (26) vs. Florida St. (13) (Sugar, 2003)
 54—Dwayne Goodrich, Tennessee (23) vs. Florida St. (16) (Fiesta, 1999)
 47—James Lewis, Miami (Fla.) (37) vs. Nebraska (14) (Rose, 2002)
 46—Jamar Fletcher, Wisconsin (38) vs. UCLA (31) (Rose, 1999)
 20—Marcus Spears, LSU (21) vs. Oklahoma (14) (Sugar, 2004)

FUMBLES RETURNED FOR TOUCHDOWNS

None

Bowl Championship Series Team Record Lists (1999-06)

Only games played since the formation of the Bowl Championship Series are included. For the All Bowls records, only official records after 1937 are included. Prior records are included if able to be substantiated. Each team's score is in parentheses after the team name. Totals for each team in both-team records are in brackets after the team's score. The year listed is the actual (calendar) year the game was played; the date is included if the bowl was played twice (i.e., January and December) during one calendar year. The list also includes discontinued bowls, marked with (D). Bowls are listed by the name of the bowl at the time it was played.

Total Offense

MOST TOTAL PLAYS

97—LSU (47) vs. Illinois (34) (Sugar, 2002)
87—Penn St. (26) vs. Florida St. (23) (3 ot) (Orange, 2006)
84—Michigan (14) vs. Southern California (28) (Rose, 2004)
84—Kansas St. (28) vs. Ohio St. (35) (Fiesta, 2004)
83—Miami (Fla.) (37) vs. Florida (20) (Sugar, 2001)

MOST TOTAL PLAYS, CHAMPIONSHIP GAME

82—Texas (41) vs. Southern California (38) (Rose, 2006)
81—Virginia Tech (29) vs. Florida St. (46) (Sugar, 2000)
77—Miami (Fla.) (24) vs. Ohio St. (31) (2 ot) (Fiesta, 2003)
76—Oklahoma (19) vs. Southern California (55) (Orange, 2005)
75—Oklahoma (13) vs. Florida St. (2) (Orange, 2001)

MOST TOTAL PLAYS, ALL BOWLS

107—Purdue (27) vs. Washington St. (33) (Sun, 2001)

MOST TOTAL PLAYS, BOTH TEAMS

158—Texas (41) [82] & Southern California (38) [76] (Rose, 2006)
156—Penn St. (26) [87] & Florida St. (23) [69] (3 ot) (Orange, 2006)
154—LSU (47) [97] & Illinois (34) [57] (Sugar, 2002)
154—Miami (Fla.) [37] [83] & Florida (20) [71] (Sugar, 2001)
153—Florida (56) [74] & Maryland (23) [79] (Orange, 2002)

MOST TOTAL PLAYS, BOTH TEAMS, CHAMPIONSHIP GAME

158—Texas (41) [82] & Southern California (38) [76] (Rose, 2006)
150—Miami (Fla.) [24] [77] & Ohio St. (31) [73] (2 ot) (Fiesta, 2003)
144—Oklahoma (13) [75] & Florida St. (2) [69] (Orange, 2001)
139—Oklahoma (19) [76] & Southern California (55) [63] (Orange, 2005)
138—Virginia Tech (29) [81] & Florida St. (46) [57] (Sugar, 2000)

MOST TOTAL PLAYS, BOTH TEAMS, ALL BOWLS

180—Hawaii (54) [91] & Houston (48) [89] (3 ot) (Hawaii, 2003)
180—Marshall (64) [104] & East Caro. (61) [76] (2 ot) (GMAC, 2001)

MOST TOTAL YARDS

659—Florida (56) vs. Maryland (23) (Orange, 2002) (203 rush, 456 pass)
628—LSU (47) vs. Illinois (34) (Sugar, 2002) (184 rush, 444 pass)
617—Ohio St. (34) vs. Notre Dame (20) (Fiesta, 2006) (275 rush, 342 pass)
574—Southern California (38) vs. Texas (41) (Rose, 2006) (209 rush, 365 pass)
556—Texas (41) vs. Southern California (38) (Rose, 2006) (289 rush, 267 pass)

MOST TOTAL YARDS, CHAMPIONSHIP GAME

574—Southern California (38) vs. Texas (41) (Rose, 2006) (209 rush, 365 pass)
556—Texas (41) vs. Southern California (38) (Rose, 2006) (289 rush, 267 pass)
525—Southern California (55) vs. Oklahoma (19) (Orange, 2005) (193 rush, 332 pass)
503—Virginia Tech (29) vs. Florida St. (46) (Sugar, 2000) (278 rush, 225 pass)
472—Miami (Fla.) (37) vs. Nebraska (14) (Rose, 2002) (362 pass, 110 rush)

MOST TOTAL YARDS, ALL BOWLS

718—Arizona St. (49) vs. Missouri (35) (Fiesta, 1972) (452 rush, 266 pass)

MOST TOTAL YARDS, BOTH TEAMS

1,130—Texas (41) [556] & Southern California (38) [574] (Rose, 2006)
1,035—Wisconsin (38) [497] & UCLA (31) [538] (Rose, 1999)
1,019—Florida (56) [659] & Maryland (23) [360] (Orange, 2002)
1,017—LSU (47) [628] & Illinois (34) [389] (Sugar, 2002)
1,003—West Virginia (38) [502] & Georgia (35) [501] (Sugar, 2006)

MOST TOTAL YARDS, BOTH TEAMS, CHAMPIONSHIP GAME

1,130—Texas (41) [556] & Southern California (38) [574] (Rose, 2006)
897—Southern California (55) [525] & Oklahoma (19) [372] (Orange, 2005)
862—Florida St. (46) [359] & Virginia Tech (29) [503] (Sugar, 2000)
731—Miami (Fla.) (37) [472] & Nebraska (14) [259] (Rose, 2002)
645—Tennessee (23) [392] & Florida St. (16) [253] (Fiesta, 1999)

MOST TOTAL YARDS, BOTH TEAMS, ALL BOWLS

1,211—Arizona St. (45) [679] & Rutgers (40) [532] (Insight, 2005)

MOST YARDS GAINED PER PLAY

9.64—Ohio St. (34) vs. Notre Dame (20) (Fiesta, 2006) (64 for 617)
8.91—Florida (56) vs. Maryland (23) (Orange, 2002) (74 for 659)
8.33—Southern California (55) vs. Oklahoma (19) (Orange, 2005) (63 for 525)

8.21—Georgia (35) vs. West Virginia (38) (Sugar, 2006) (61 for 501)
7.74—Miami (Fla.) (37) vs. Nebraska (14) (Rose, 2002) (61 for 372)

MOST YARDS GAINED PER PLAY, CHAMPIONSHIP GAME

8.33—Southern California (55) vs. Oklahoma (19) (Orange, 2005) (63 for 525)
7.74—Miami (Fla.) (37) vs. Nebraska (14) (Rose, 2002) (61 for 372)
7.32—Texas (41) vs. Southern California (38) (Rose, 2006) (76 for 556)
7.00—Southern California (38) vs. Texas (41) (Rose, 2006) (82 for 574)
6.30—Florida St. (46) vs. Virginia Tech (29) (Sugar, 2000) (57 for 359)

MOST YARDS GAINED PER PLAY, ALL BOWLS

9.64—Ohio St. (34) vs. Notre Dame (20) (Fiesta, 2006) (64 for 617)

FEWEST TOTAL YARDS

154—Oklahoma (14) vs. LSU (21) (Sugar, 2004) (52 rush, 102 pass)
155—Notre Dame (9) vs. Oregon St. (41) (Fiesta, 2001) (17 rush, 138 pass)
206—Florida St. (14) vs. Miami (Fla.) (16) (Orange, 2004) (110 rush, 96 pass)
243—Washington St. (14) vs. Oklahoma (34) (Rose, 2003) (4 rush, 239 pass)
253—Florida St. (16) vs. Tennessee (23) (Fiesta, 1999) (108 rush, 145 pass)

FEWEST TOTAL YARDS, CHAMPIONSHIP GAME

154—Oklahoma (14) vs. LSU (21) (Sugar, 2004) (52 rush, 102 pass)
253—Florida St. (16) vs. Tennessee (23) (Fiesta, 1999) (108 rush, 145 pass)
259—Nebraska (14) vs. Miami (Fla.) (37) (Rose, 2002) (197 rush, 62 pass)
267—Ohio St. (31) vs. Miami (Fla.) (24) (2 ot) (Fiesta, 2003) (145 rush, 122 pass)
270—Oklahoma (13) vs. Florida St. (2) (Orange, 2001) (56 rush, 214 pass)

FEWEST TOTAL YARDS, ALL BOWLS

-21—U. of Mexico (0) vs. Southwestern (Tex.) (35) (Sun, 1945) (29 rush, -50 pass)

FEWEST TOTAL YARDS, BOTH TEAMS

466—LSU (21) [312] & Oklahoma (14) [154] (Sugar, 2004)
538—Georgia (26) [276] & Florida St. (13) [262] (Sugar, 2003)
571—Oklahoma (13) [270] & Florida St. (2) [301] (Orange, 2001)
581—Miami (Fla.) (16) [375] & Florida St. (14) [206] (Orange, 2004)
590—Wisconsin (17) [331] & Stanford (9) [259] (Rose, 2000)

FEWEST TOTAL YARDS, BOTH TEAMS, CHAMPIONSHIP GAME

466—LSU (21) [312] & Oklahoma (14) [154] (Sugar, 2004)

FEWEST TOTAL YARDS, BOTH TEAMS, ALL BOWLS

260—Randolph Field (7) [150] & Texas (7) [110] (Cotton, 1944)

Rushing

MOST RUSHING ATTEMPTS

63—West Virginia (38) vs. Georgia (35) (Sugar, 2006) (382 yards)
55—Nebraska (31) vs. Tennessee (21) (Fiesta, 2000) (323 yards)
53—Wisconsin (17) vs. Stanford (9) (Rose, 2000) (226 yards)
52—Ohio St. (31) vs. Miami (Fla.) (24) (2 ot) (Fiesta, 2003) (145 yards)
52—Washington (34) vs. Purdue (24) (Rose, 2001) (268 yards)
52—Virginia Tech (29) vs. Florida St. (46) (Sugar, 2000) (278 yards)

MOST RUSHING ATTEMPTS, CHAMPIONSHIP GAME

52—Ohio St. (31) vs. Miami (Fla.) (24) (2 ot) (Fiesta, 2003) (145 yards)
52—Virginia Tech (29) vs. Florida St. (46) (Sugar, 2000) (278 yards)
49—Nebraska (14) vs. Miami (Fla.) (37) (Rose, 2002) (197 yards)
45—Tennessee (23) vs. Florida St. (16) (Fiesta, 1999) (114 yards)
41—Southern California (38) vs. Texas (41) (Rose, 2006) (209 yards)
41—Florida St. (16) vs. Tennessee (23) (Fiesta, 1999) (108 yards)

MOST RUSHING ATTEMPTS, ALL BOWLS

87—Oklahoma (40) vs. Auburn (22) (Sugar, Jan. 1, 1972) (439 yards)

MOST RUSHING ATTEMPTS, BOTH TEAMS

91—West Virginia (38) [63] & Georgia (35) [28] (Sugar, 2006)
86—Wisconsin (38) [48] & UCLA (31) [38] (Rose, 1999)
86—Tennessee (23) [45] & Florida St. (16) [41] (Fiesta, 1999)
85—Ohio St. (31) [52] & Miami (Fla.) (24) [33] (2 ot) (Fiesta, 2003)
81—Nebraska (31) [55] & Tennessee (21) [26] (Fiesta, 2000)

MOST RUSHING ATTEMPTS, BOTH TEAMS, CHAMPIONSHIP GAME

86—Tennessee (23) [45] & Florida St. (16) [41] (Fiesta, 1999)
85—Ohio St. (31) [52] & Miami (Fla.) (24) [33] (2 ot) (Fiesta, 2003)
77—Texas (41) [36] & Southern California (38) [41] (Rose, 2006)
75—Miami (Fla.) (37) [26] & Nebraska (14) [49] (Rose, 2002)
75—Florida St. (46) [23] & Virginia Tech (29) [52] (Sugar, 2000)

MOST RUSHING ATTEMPTS, BOTH TEAMS, ALL BOWLS

122—(D) Southern California (47) [50] & Texas A&M (28) [72] (Bluebonnet, 1977) (864 yards)
122—Mississippi St. (26) [68] & North Carolina (24) [54] (Sun, 1974) (732 yards)

MOST RUSHING YARDS

382—West Virginia (38) vs. Georgia (35) (Sugar, 2006) (63 attempts)
343—Wisconsin (38) vs. UCLA (31) (Rose, 1999) (48 attempts)
323—Nebraska (31) vs. Tennessee (21) (Fiesta, 2000) (55 attempts)
289—Texas (41) vs. Southern California (38) (Rose, 2006) (36 attempts)
278—Virginia Tech (29) vs. Florida St. (46) (Sugar, 2000) (52 attempts)

MOST RUSHING YARDS, CHAMPIONSHIP GAME

289—Texas (41) vs. Southern California (38) (Rose, 2006) (36 attempts)
 278—Virginia Tech (29) vs. Florida St. (46) (Sugar, 2000) (52 attempts)
 209—Southern California (38) vs. Texas (41) (Rose, 2006) (41 attempts)
 197—Nebraska (14) vs. Miami (Fla.) (37) (Rose, 2002) (49 attempts)
 193—Southern California (55) vs. Oklahoma (19) (Orange, 2005) (28 attempts)

MOST RUSHING YARDS, ALL BOWLS

524—Nebraska (62) vs. Florida (24) (Fiesta, 1996) (68 attempts)

MOST RUSHING YARDS, BOTH TEAMS

606—West Virginia (38) [382] & Georgia (35) [224] (Sugar, 2006)
 498—Texas (41) [289] & Southern California (38) [209] (Rose, 2006)
 463—Wisconsin (38) [343] & UCLA (31) [120] (Rose, 1999)
 389—Texas (38) [264] & Michigan (37) [125] (Rose, 2005)
 367—Nebraska (31) [323] & Tennessee (21) [44] (Fiesta, 2000)

MOST RUSHING YARDS, BOTH TEAMS, CHAMPIONSHIP GAME

498—Texas (41) [289] & Southern California (38) [209] (Rose, 2006)
 321—Southern California (55) [193] & Oklahoma (19) [128] (Orange, 2005)
 308—Florida St. (46) [30] & Virginia Tech (29) [278] (Sugar, 2000)
 307—Miami (Fla.) (37) [110] & Nebraska (14) [197] (Rose, 2002)
 222—Tennessee (23) [114] & Florida St. (16) [108] (Fiesta, 1999)

MOST RUSHING YARDS, BOTH TEAMS, ALL BOWLS

864—(D) Southern California (47) [378] & Texas A&M (28) [486] (Bluebonnet, 1977)

MOST RUSHING YARDS PER ATTEMPT

8.12—Florida (56) vs. Maryland (23) (Orange, 2002) (25 for 203)
 8.03—Texas (41) vs. Southern California (38) (Rose, 2006) (36 for 289)
 8.00—Georgia (35) vs. West Virginia (38) (Sugar, 2006) (28 for 224)
 7.15—Wisconsin (38) vs. UCLA (31) (Rose, 1999) (48 for 343)
 7.00—Florida (20) vs. Miami (Fla.) (37) (Sugar, 2001) (20 for 140)

MOST RUSHING YARDS PER ATTEMPT, CHAMPIONSHIP GAME

8.03—Texas (41) vs. Southern California (38) (Rose, 2006) (36 for 289)
 6.89—Southern California (55) vs. Oklahoma (19) (Orange, 2005) (28 for 193)
 5.35—Virginia Tech (29) vs. Florida St. (46) (Sugar, 2000) (52 for 278)
 5.10—Southern California (38) vs. Texas (41) (Rose, 2006) (41 for 209)
 4.23—Miami (Fla.) (37) vs. Nebraska (14) (Rose, 2002) (26 for 110)

MOST RUSHING YARDS PER ATTEMPT, ALL BOWLS

9.3—Texas Tech (55) vs. Air Force (41) (Copper, 1995) (39 for 361)

FEWEST RUSHING ATTEMPTS

17—Florida St. (2) vs. Oklahoma (13) (Orange, 2001) (27 yards)
 20—Florida (20) vs. Miami (Fla.) (37) (Sugar, 2001) (140 yards)
 21—Washington St. (14) vs. Oklahoma (34) (Rose, 2003) (4 yards)
 21—Illinois (34) vs. LSU (47) (Sugar, 2002) (87 yards)
 22—Virginia Tech (13) vs. Auburn (16) (Sugar, 2005) (76 yards)
 22—Iowa (17) vs. Southern California (38) (Orange, 2003) (119 yards)

FEWEST RUSHING ATTEMPTS, CHAMPIONSHIP GAME

17—Florida St. (2) vs. Oklahoma (13) (Orange, 2001) (27 yards)
 23—Florida St. (46) vs. Virginia Tech (29) (Sugar, 2000) (30 yards)
 26—Miami (Fla.) (37) vs. Nebraska (14) (Rose, 2002) (110 yards)
 28—Southern California (55) vs. Oklahoma (19) (Orange, 2005) (193 yards)
 33—Oklahoma (14) vs. LSU (21) (Sugar, 2004) (52 yards)
 33—Miami (Fla.) (24) vs. Ohio St. (31) (2 ot) (Fiesta, 2003) (65 yards)

FEWEST RUSHING ATTEMPTS, ALL BOWLS

12—(D) Vanderbilt (28) vs. Air Force (36) (Hall of Fame, 1982) (35 yards)

FEWEST RUSHING ATTEMPTS, BOTH TEAMS

53—Oklahoma (13) [36] & Florida St. (2) [17] (Orange, 2001)
 59—Oregon (38) [28] & Colorado (16) [31] (Fiesta, 2002)
 60—Michigan (35) [23] & Alabama (34) [37] (ot) (Orange, 2000)
 61—Utah (35) [31] & Pittsburgh (7) [30] (Fiesta, 2005)
 63—Southern California (28) [25] & Michigan (14) [38] (Rose, 2004)
 63—Miami (Fla.) (37) [43] & Florida (20) [20] (Sugar, 2001)

FEWEST RUSHING ATTEMPTS, BOTH TEAMS, CHAMPIONSHIP GAME

53—Oklahoma (13) [36] & Florida St. (2) [17] (Orange, 2001)

FEWEST RUSHING ATTEMPTS, BOTH TEAMS, ALL BOWLS

51—Oregon St. (38) [18] & Notre Dame (21) [33] (Insight, 2004)

FEWEST RUSHING YARDS

-5—Stanford (9) vs. Wisconsin (17) (Rose, 2000) (27 attempts)
 4—Washington St. (14) vs. Oklahoma (34) (Rose, 2003) (21 attempts)
 17—Pittsburgh (7) vs. Utah (35) (Fiesta, 2005) (30 attempts)
 17—Notre Dame (9) vs. Oregon St. (41) (Fiesta, 2001) (37 attempts)
 26—Florida St. (23) vs. Penn St. (26) (3 ot) (Orange, 2006) (26 attempts)

FEWEST RUSHING YARDS, CHAMPIONSHIP GAME

27—Florida St. (2) vs. Oklahoma (13) (Orange, 2001) (17 attempts)
 30—Florida St. (46) vs. Virginia Tech (29) (Sugar, 2000) (23 attempts)
 52—Oklahoma (14) vs. LSU (21) (Sugar, 2004) (33 attempts)
 56—Oklahoma (13) vs. Florida St. (2) (Orange, 2001) (36 attempts)
 65—Miami (Fla.) (24) vs. Ohio St. (31) (2 ot) (Fiesta, 2003) (33 attempts)

FEWEST RUSHING YARDS, ALL BOWLS

-61—(D) Kansas St. (7) vs. Boston College (12) (Aloha, 1994) (23 attempts)

FEWEST RUSHING YARDS, BOTH TEAMS

83—Oklahoma (13) [56] & Florida St. (2) [27] (Orange, 2001)
 117—Southern California (28) [68] & Michigan (14) [49] (Rose, 2004)
 144—Oregon St. (41) [127] & Notre Dame (9) [17] (Fiesta, 2001)
 150—Oklahoma (34) [146] & Washington St. (14) [4] (Rose, 2003)
 156—Utah (35) [139] & Pittsburgh (7) [17] (Fiesta, 2005)

FEWEST RUSHING YARDS, BOTH TEAMS, CHAMPIONSHIP GAME

83—Oklahoma (13) [56] & Florida St. (2) [27] (Orange, 2001)

FEWEST RUSHING YARDS, BOTH TEAMS, ALL BOWLS

51—(D) Utah (16) [6] & Arizona (13) [45] (Freedom, 1994)

Passing**MOST PASS ATTEMPTS**

53—LSU (47) vs. Illinois (34) (Sugar, 2002) (31 completions)
 52—Kansas St. (28) vs. Ohio St. (35) (Fiesta, 2004) (20 completions)
 52—Florida St. (2) vs. Oklahoma (13) (Orange, 2001) (25 completions)
 51—Florida (20) vs. Miami (Fla.) (37) (Sugar, 2001) (24 completions)
 49—Florida (56) vs. Maryland (23) (Orange, 2002) (33 completions)

MOST PASS ATTEMPTS, CHAMPIONSHIP GAME

52—Florida St. (2) vs. Oklahoma (13) (Orange, 2001) (25 completions)
 44—Miami (Fla.) (24) vs. Ohio St. (31) (2 ot) (Fiesta, 2003) (29 completions)
 41—Southern California (38) vs. Texas (41) (Rose, 2006) (29 completions)
 40—Texas (41) vs. Southern California (38) (Rose, 2006) (30 completions)
 39—Oklahoma (13) vs. Florida St. (2) (Orange, 2001) (25 completions)

MOST PASS ATTEMPTS, ALL BOWLS

75—Purdue (27) vs. Washington St. (33) (Sun, 2001) (38 completions)

MOST PASS ATTEMPTS, BOTH TEAMS

91—Miami (Fla.) (37) [40] & Florida (20) [51] (Sugar, 2001)
 91—Oklahoma (13) [39] & Florida St. (2) [52] (Orange, 2001)
 89—Oregon (38) [42] & Colorado (16) [47] (Fiesta, 2002)
 89—LSU (47) [53] & Illinois (34) [36] (Sugar, 2002)
 88—Florida (56) [49] & Maryland (23) [39] (Orange, 2002)

MOST PASS ATTEMPTS, BOTH TEAMS, CHAMPIONSHIP GAME

91—Oklahoma (13) [39] & Florida St. (2) [52] (Orange, 2001)
 81—Texas (41) [40] & Southern California (38) [41] (Rose, 2006)
 71—Southern California (55) [35] & Oklahoma (19) [36] (Orange, 2005)
 65—Ohio St. (31) [21] & Miami (Fla.) (24) [44] (2 ot) (Fiesta, 2003)
 63—Florida St. (46) [34] & Virginia Tech (29) [29] (Sugar, 2000)

MOST PASS ATTEMPTS, BOTH TEAMS, ALL BOWLS

116—Washington St. (33) [41] & Purdue (27) [75] (Sun, 2001)

MOST COMPLETIONS

35—Michigan (35) vs. Alabama (34) (ot) (Orange, 2000) (47 attempts)
 33—Florida (56) vs. Maryland (23) (Orange, 2002) (49 attempts)
 31—LSU (47) vs. Illinois (34) (Sugar, 2002) (53 attempts)
 30—Texas (41) vs. Southern California (38) (Rose, 2006) (40 attempts)
 29—Southern California (38) vs. Texas (41) (Rose, 2006) (41 attempts)
 29—Notre Dame (20) vs. Ohio St. (34) (Fiesta, 2006) (45 attempts)
 29—Utah (35) vs. Pittsburgh (7) (Fiesta, 2005) (37 attempts)
 29—Miami (Fla.) (24) vs. Ohio St. (31) (2 ot) (Fiesta, 2003) (44 attempts)

MOST COMPLETIONS, CHAMPIONSHIP GAME

30—Texas (41) vs. Southern California (38) (Rose, 2006) (40 attempts)
 29—Southern California (38) vs. Texas (41) (Rose, 2006) (41 attempts)
 29—Miami (Fla.) (24) vs. Ohio St. (31) (2 ot) (Fiesta, 2003) (44 attempts)
 25—Oklahoma (13) vs. Florida St. (2) (Orange, 2001) (39 attempts)
 25—Florida St. (2) vs. Oklahoma (13) (Orange, 2001) (52 attempts)

MOST COMPLETIONS, ALL BOWLS

43—(D) San Jose St. (25) vs. Toledo (27) (California, 1981) (63 attempts)

MOST COMPLETIONS, BOTH TEAMS

59—Texas (41) [30] & Southern California (38) [29] (Rose, 2006)
 56—Florida (56) [33] & Maryland (23) [23] (Orange, 2002)
 52—Oregon (38) [28] & Colorado (16) [24] (Fiesta, 2002)
 51—Utah (35) [29] & Pittsburgh (7) [22] (Fiesta, 2005)
 51—Southern California (28) [24] & Michigan (14) [27] (Rose, 2004)

MOST COMPLETIONS, BOTH TEAMS, CHAMPIONSHIP GAME

59—Texas (41) [30] & Southern California (38) [29] (Rose, 2006)
 50—Oklahoma (13) [25] & Florida St. (2) [25] (Orange, 2001)
 42—Southern California (55) [18] & Oklahoma (19) [24] (Orange, 2005)
 36—Ohio St. (31) [7] & Miami (Fla.) (24) [29] (2 ot) (Fiesta, 2003)
 35—Florida St. (46) [20] & Virginia Tech (29) [15] (Sugar, 2000)

MOST COMPLETIONS, BOTH TEAMS, ALL BOWLS

64—Texas Tech (55) [39] & Clemson (15) [25] (Tangerine, 2002)
 64—Texas (47) [37] & Washington (43) [27] (Holiday, 2001)

MOST PASSING YARDS

456—Florida (56) vs. Maryland (23) (Orange, 2002) (33 completions)
 444—LSU (47) vs. Illinois (34) (Sugar, 2002) (31 completions)
 418—UCLA (31) vs. Wisconsin (38) (Rose, 1999) (21 completions)
 369—Michigan (35) vs. Alabama (34) (ot) (Orange, 2000) (35 completions)
 365—Southern California (38) vs. Texas (41) (Rose, 2006) (29 completions)

MOST PASSING YARDS, CHAMPIONSHIP GAME

365—Southern California (38) vs. Texas (41) (Rose, 2006) (29 completions)
 362—Miami (Fla.) (37) vs. Nebraska (14) (Rose, 2002) (22 completions)
 332—Southern California (55) vs. Oklahoma (19) (Orange, 2005) (18 completions)
 329—Florida St. (46) vs. Virginia Tech (29) (Sugar, 2000) (20 completions)
 304—Miami (Fla.) (24) vs. Ohio St. (31) (2 ot) (Fiesta, 2003) (29 completions)

MOST PASSING YARDS, ALL BOWLS

576—Marshall (64) vs. East Caro. (61) (2 ot) (GMAC, 2001) (41 completions)
 576—Brigham Young (39) vs. Penn St. (50) (Holiday, 1989) (42 completions)

MOST PASSING YARDS, BOTH TEAMS

746—LSU (47) [444] & Illinois (34) [302] (Sugar, 2002)
 713—Florida (56) [456] & Maryland (23) [257] (Orange, 2002)
 632—Texas (41) [267] & Southern California (38) [365] (Rose, 2006)
 629—Oregon (38) [350] & Colorado (16) [279] (Fiesta, 2002)
 628—Ohio St. (34) [342] & Notre Dame (20) [286] (Fiesta, 2006)

MOST PASSING YARDS, BOTH TEAMS, CHAMPIONSHIP GAME

632—Texas (41) [267] & Southern California (38) [365] (Rose, 2006)
 576—Southern California (55) [332] & Oklahoma (19) [244] (Orange, 2005)
 554—Florida St. (46) [329] & Virginia Tech (29) [225] (Sugar, 2000)
 488—Oklahoma (13) [214] & Florida St. (2) [274] (Orange, 2001)
 426—Ohio St. (31) [122] & Miami (Fla.) (24) [304] (2 ot) (Fiesta, 2003)

MOST PASSING YARDS, BOTH TEAMS, ALL BOWLS

907—(D) Michigan St. (44) [376] & Fresno St. (35) [531] (Silicon Valley, 2001)

MOST PASSES HAD INTERCEPTED

3—Oklahoma (19) vs. Southern California (55) (Orange, 2005)
 3—Colorado (16) vs. Oregon (38) (Fiesta, 2002)
 3—Florida (20) vs. Miami (Fla.) (37) (Sugar, 2001)
 2—16 times

MOST PASSES HAD INTERCEPTED, CHAMPIONSHIP GAME

3—Oklahoma (19) vs. Southern California (55) (Orange, 2005)
 2—7 times

MOST PASSES HAD INTERCEPTED, ALL BOWLS

8—Arizona (10) vs. Auburn (34) (Sun, 1968)

MOST PASSES HAD INTERCEPTED, BOTH TEAMS

5—Miami (Fla.) (37) [2] & Florida (20) [3] (Sugar, 2001)
 4—LSU (21) [2] & Oklahoma (14) [2] (Sugar, 2004)
 4—Ohio St. (31) [2] & Miami (Fla.) (24) [2] (2 ot) (Fiesta, 2003)
 4—Oregon (38) [1] & Colorado (16) [3] (Fiesta, 2002)
 4—Tennessee (23) [2] & Florida St. (16) [2] (Fiesta, 1999)

MOST PASSES HAD INTERCEPTED, BOTH TEAMS, CHAMPIONSHIP GAME

4—LSU (21) [2] & Oklahoma (14) [2] (Sugar, 2004)
 4—Ohio St. (31) [2] & Miami (Fla.) (24) [2] (2 ot) (Fiesta, 2003)
 4—Tennessee (23) [2] & Florida St. (16) [2] (Fiesta, 1999)
 3—Oklahoma (13) [1] & Florida St. (2) [2] (Orange, 2001)

MOST PASSES HAD INTERCEPTED, BOTH TEAMS, ALL BOWLS

12—Auburn (34) [4] & Arizona (10) [8] (Sun, 1968)

FEWEST PASS ATTEMPTS

14—West Virginia (38) vs. Georgia (35) (Sugar, 2006) (11 completions)
 14—Wisconsin (17) vs. Stanford (9) (Rose, 2000) (7 completions)
 15—Georgia (26) vs. Florida St. (13) (Sugar, 2003) (10 completions)
 15—Nebraska (14) vs. Miami (Fla.) (37) (Rose, 2002) (5 completions)
 15—Nebraska (31) vs. Tennessee (21) (Fiesta, 2000) (9 completions)
 16—Auburn (16) vs. Virginia Tech (13) (Sugar, 2005) (11 completions)

FEWEST PASS ATTEMPTS, CHAMPIONSHIP GAME

15—Nebraska (14) vs. Miami (Fla.) (37) (Rose, 2002) (5 completions)
 19—Tennessee (23) vs. Florida St. (16) (Fiesta, 1999) (11 completions)
 21—Ohio St. (31) vs. Miami (Fla.) (24) (2 ot) (Fiesta, 2003) (7 completions)
 22—Florida St. (16) vs. Tennessee (23) (Fiesta, 1999) (9 completions)
 24—LSU (21) vs. Oklahoma (14) (Sugar, 2004) (14 completions)

FEWEST PASS ATTEMPTS, ALL BOWLS

2—Air Force (38) vs. Mississippi St. (15) (Liberty, 1991) (1 completion)
 2—(D) Army (10) vs. Michigan St. (6) (Cherry, 1984) (1 completion)
 2—West Virginia (14) vs. South Carolina (3) (Peach, 1969) (1 completion)

FEWEST PASS ATTEMPTS, BOTH TEAMS

41—Georgia (26) [15] & Florida St. (13) [26] (Sugar, 2003)
 41—Tennessee (23) [19] & Florida St. (16) [22] (Fiesta, 1999)
 47—West Virginia (38) [14] & Georgia (35) [33] (Sugar, 2006)
 48—Miami (Fla.) (16) [29] & Florida St. (14) [19] (Orange, 2004)
 49—Wisconsin (17) [14] & Stanford (9) [35] (Rose, 2000)

FEWEST PASS ATTEMPTS, BOTH TEAMS, CHAMPIONSHIP GAME

41—Tennessee (23) [19] & Florida St. (16) [22] (Fiesta, 1999)

FEWEST PASS ATTEMPTS, BOTH TEAMS, ALL BOWLS

9—Fordham (2) [4] & Missouri (0) [5] (Sugar, 1942)

FEWEST COMPLETIONS

5—Nebraska (14) vs. Miami (Fla.) (37) (Rose, 2002) (15 attempts)
 6—Florida St. (14) vs. Miami (Fla.) (16) (Orange, 2004) (19 attempts)
 7—Ohio St. (31) vs. Miami (Fla.) (24) (2 ot) (Fiesta, 2003) (21 attempts)

7—Wisconsin (17) vs. Stanford (9) (Rose, 2000) (14 attempts)
 9—Nebraska (31) vs. Tennessee (21) (Fiesta, 2000) (15 attempts)
 9—Wisconsin (38) vs. UCLA (31) (Rose, 1999) (17 attempts)
 9—Florida St. (16) vs. Tennessee (23) (Fiesta, 1999) (22 attempts)

FEWEST COMPLETIONS, CHAMPIONSHIP GAME

5—Nebraska (14) vs. Miami (Fla.) (37) (Rose, 2002) (15 attempts)
 7—Ohio St. (31) vs. Miami (Fla.) (24) (2 ot) (Fiesta, 2003) (21 attempts)
 9—Florida St. (16) vs. Tennessee (23) (Fiesta, 1999) (22 attempts)
 11—Tennessee (23) vs. Florida St. (16) (Fiesta, 1999) (19 attempts)
 13—Oklahoma (14) vs. LSU (21) (Sugar, 2004) (37 attempts)

FEWEST COMPLETIONS, ALL BOWLS

0—13 times

FEWEST COMPLETIONS, BOTH TEAMS

20—Miami (Fla.) (16) [14] & Florida St. (14) [6] (Orange, 2004)
 20—Tennessee (23) [11] & Florida St. (16) [9] (Fiesta, 1999)
 23—Georgia (26) [10] & Florida St. (13) [13] (Sugar, 2003)
 25—Wisconsin (17) [7] & Stanford (9) [18] (Rose, 2000)
 27—LSU (21) [14] & Oklahoma (14) [13] (Sugar, 2004)
 27—Miami (Fla.) (37) [22] & Nebraska (14) [5] (Rose, 2002)

FEWEST COMPLETIONS, BOTH TEAMS, CHAMPIONSHIP GAME

20—Tennessee (23) [11] & Florida St. (16) [9] (Fiesta, 1999)

FEWEST COMPLETIONS, BOTH TEAMS, ALL BOWLS

3—Arizona St. (0) [0] & Catholic (0) [3] (Sun, 1940)

FEWEST PASSING YARDS

62—Nebraska (14) vs. Miami (Fla.) (37) (Rose, 2002) (5 completions)
 96—Florida St. (14) vs. Miami (Fla.) (16) (Orange, 2004) (6 completions)
 102—Oklahoma (14) vs. LSU (21) (Sugar, 2004) (13 completions)
 105—Wisconsin (17) vs. Stanford (9) (Rose, 2000) (7 completions)
 120—West Virginia (38) vs. Georgia (35) (Sugar, 2006) (11 completions)

FEWEST PASSING YARDS, CHAMPIONSHIP GAME

62—Nebraska (14) vs. Miami (Fla.) (37) (Rose, 2002) (5 completions)
 102—Oklahoma (14) vs. LSU (21) (Sugar, 2004) (13 completions)
 122—Ohio St. (31) vs. Miami (Fla.) (24) (2 ot) (Fiesta, 2003) (7 completions)
 145—Florida St. (16) vs. Tennessee (23) (Fiesta, 1999) (9 completions)
 153—LSU (21) vs. Oklahoma (14) (Sugar, 2004) (14 completions)

FEWEST PASSING YARDS, ALL BOWLS

-50—U. of Mexico (0) vs. Southwestern (Tex.) (35) (Sun, 1945) (2 completions)

FEWEST PASSING YARDS, BOTH TEAMS

62—Miami (Fla.) (16) [157] & Florida St. (14) [96] (Orange, 2004)
 255—LSU (21) [153] & Oklahoma (14) [102] (Sugar, 2004)
 272—Georgia (26) [125] & Florida St. (13) [147] (Sugar, 2003)
 369—Wisconsin (17) [105] & Stanford (9) [264] (Rose, 2000)
 397—West Virginia (38) [120] & Georgia (35) [277] (Sugar, 2006)

FEWEST PASSING YARDS, BOTH TEAMS, CHAMPIONSHIP GAME

255—LSU (21) [153] & Oklahoma (14) [102] (Sugar, 2004)

FEWEST PASSING YARDS, BOTH TEAMS, ALL BOWLS

16—Arkansas (0) [0] & LSU (0) [16] (Cotton, 1947)
 16—Arizona St. (0) [0] & Catholic (0) [16] (Sun, 1940)

Scoring**MOST POINTS**

56—Florida vs. Maryland (23) (Orange, 2002)
 55—Southern California vs. Oklahoma (19) (Orange, 2005)
 47—LSU vs. Illinois (34) (Sugar, 2002)
 46—Florida St. vs. Virginia Tech (29) (Sugar, 2000)
 41—Texas vs. Southern California (38) (Rose, 2006)
 41—Oregon St. vs. Notre Dame (9) (Fiesta, 2001)

MOST POINTS, CHAMPIONSHIP GAME

55—Southern California vs. Oklahoma (19) (Orange, 2005)
 46—Florida St. vs. Virginia Tech (29) (Sugar, 2000)
 41—Texas vs. Southern California (38) (Rose, 2006)
 38—Southern California vs. Texas (41) (Rose, 2006)
 37—Miami (Fla.) vs. Nebraska (14) (Rose, 2002)

MOST POINTS, ALL BOWLS

66—Nebraska vs. Northwestern (17) (Alamo, 2000)

MOST POINTS, BOTH TEAMS

81—LSU (47) & Illinois (34) (Sugar, 2002)
 79—Texas (41) & Southern California (38) (Rose, 2006)
 79—Florida (56) & Maryland (23) (Orange, 2002)
 75—Texas (38) & Michigan (37) (Rose, 2005)
 75—Florida St. (46) & Virginia Tech (29) (Sugar, 2000)

MOST POINTS, BOTH TEAMS, CHAMPIONSHIP GAME

79—Texas (41) & Southern California (38) (Rose, 2006)
 75—Florida St. (46) & Virginia Tech (29) (Sugar, 2000)
 74—Southern California (55) & Oklahoma (19) (Orange, 2005)
 55—Ohio St. (31) & Miami (Fla.) (24) (2 ot) (Fiesta, 2003)
 51—Miami (Fla.) (37) & Nebraska (14) (Rose, 2002)

MOST POINTS, BOTH TEAMS, ALL BOWLS

125—Marshall (64) & East Caro. (61) (2 ot) (GMAC, 2001)

MOST POINTS IN A HALF

38—Southern California (55) vs. Oklahoma (19) (Orange, 2005) (1st half)

MOST POINTS IN A HALF, CHAMPIONSHIP GAME

38—Southern California (55) vs. Oklahoma (19) (Orange, 2005) (1st half)

MOST POINTS IN A HALF, ALL BOWLS

45—Colorado (62) vs. Boston College (28) (Insight.com, 1999) (1st half)

45—Oklahoma St. (62) vs. Wyoming (14) (Holiday, 1988) (2nd half)

MOST POINTS IN A HALF, BOTH TEAMS

53—Texas (41) [25] & Southern California (38) [28] (Rose, 2006) (2nd half)

MOST POINTS IN A HALF, BOTH TEAMS, CHAMPIONSHIP GAME

53—Texas (41) [25] & Southern California (38) [28] (Rose, 2006) (2nd half)

MOST POINTS IN A HALF, BOTH TEAMS, ALL BOWLS

64—Kansas (51) [34] & UCLA (30) [30] (Aloha, 1995) (2nd half)

64—Penn St. (50) [38] & Brigham Young (39) [26] (Holiday, 1989) (2nd half)

MOST POINTS IN A QUARTER

29—Oregon St. (41) vs. Notre Dame (9) (Fiesta, 2001) (3rd quarter)

MOST POINTS IN A QUARTER, CHAMPIONSHIP GAME

27—Miami (Fla.) (37) vs. Nebraska (14) (Rose, 2002) (2nd quarter)

MOST POINTS IN A QUARTER, ALL BOWLS

31—Nebraska (66) vs. Northwestern (17) (Alamo, 2000) (2nd quarter)

31—(D) Iowa (55) vs. Texas (17) (Freedom, 1984) (3rd quarter)

MOST POINTS IN A QUARTER, BOTH TEAMS

35—Michigan (35) [21] & Alabama (34) [14] (Orange, 2000) (3rd quarter)

MOST POINTS IN A QUARTER, BOTH TEAMS, CHAMPIONSHIP GAME

32—Texas (41) [18] & Southern California (38) [14] (Rose, 2006) (4th quarter)

MOST POINTS IN A QUARTER, BOTH TEAMS, ALL BOWLS

45—Nebraska (66) [31] & Northwestern (17) [14] (Alamo, 2000) (2nd quarter)

MOST POINTS BY A LOSING TEAM

38—Southern California vs. Texas (41) (Rose, 2006)

MOST POINTS BY A LOSING TEAM, CHAMPIONSHIP GAME

38—Southern California vs. Texas (41) (Rose, 2006)

MOST POINTS BY A LOSING TEAM, ALL BOWLS

61—East Caro. vs. Marshall (64) (2 ot) (GMAC, 2001)

MOST TOUCHDOWNS SCORED

8—Florida (56) vs. Maryland (23) (Orange, 2002) (3 rush, 5 pass)

MOST TOUCHDOWNS SCORED, CHAMPIONSHIP GAME

7—Southern California (55) vs. Oklahoma (19) (Orange, 2005) (2 rush, 5 pass)

MOST TOUCHDOWNS SCORED, ALL BOWLS

10—Nebraska (66) vs. Northwestern (17) (Alamo, 2000) (6 rush, 4 pass)

MOST TOUCHDOWNS, BOTH TEAMS

12—LSU (47) [7] & Illinois (34) [5] (Sugar, 2002)

MOST TOUCHDOWNS, BOTH TEAMS, CHAMPIONSHIP GAME

10—Texas (41) [5] & Southern California (38) [5] (Rose, 2006)

10—Florida St. (46) [6] & Virginia Tech (29) [4] (Sugar, 2000)

MOST TOUCHDOWNS, BOTH TEAMS, ALL BOWLS

16—Marshall (64) [9] & East Caro. (61) [2 ot] [7] (GMAC, 2001)

MOST RUSHING TOUCHDOWNS

5—Texas (41) vs. Southern California (38) (Rose, 2006)

4—Southern California (38) vs. Texas (41) (Rose, 2006)

4—West Virginia (38) vs. Georgia (35) (Sugar, 2006)

4—Texas (38) vs. Michigan (37) (Rose, 2005)

4—Kansas St. (28) vs. Ohio St. (35) (Fiesta, 2004)

4—Ohio St. (31) vs. Miami (Fla.) (24) (2 ot) (Fiesta, 2003)

4—Southern California (38) vs. Iowa (17) (Orange, 2003)

4—LSU (47) vs. Illinois (34) (Sugar, 2002)

4—Wisconsin (38) vs. UCLA (31) (Rose, 1999)

MOST RUSHING TOUCHDOWNS, CHAMPIONSHIP GAME

5—Texas (41) vs. Southern California (38) (Rose, 2006)

4—Southern California (38) vs. Texas (41) (Rose, 2006)

4—Ohio St. (31) vs. Miami (Fla.) (24) (2 ot) (Fiesta, 2003)

3—Virginia Tech (29) vs. Florida St. (46) (Sugar, 2000)

2—Southern California (55) vs. Oklahoma (19) (Orange, 2005)

2—LSU (21) vs. Oklahoma (14) (Sugar, 2004)

2—Oklahoma (14) vs. LSU (21) (Sugar, 2004)

2—Florida St. (16) vs. Tennessee (23) (Fiesta, 1999)

MOST RUSHING TOUCHDOWNS, ALL BOWLS

8—(D) Centre (63) vs. TCU (7) (Fort Worth Classic, 1921)

MOST RUSHING TOUCHDOWNS, BOTH TEAMS

9—Texas (41) [5] & Southern California (38) [4] (Rose, 2006)

6—West Virginia (38) [4] & Georgia (35) [2] (Sugar, 2006)

5—Ohio St. (34) [2] & Notre Dame (20) [3] (Fiesta, 2006)

5—Ohio St. (31) [4] & Miami (Fla.) (24) [1] (2 ot) (Fiesta, 2003)

5—Florida (56) [3] & Maryland (23) [2] (Orange, 2002)

5—Wisconsin (38) [4] & UCLA (31) [1] (Rose, 1999)

MOST RUSHING TOUCHDOWNS, BOTH TEAMS, CHAMPIONSHIP GAME

9—Texas (41) [5] & Southern California (38) [4] (Rose, 2006)

5—Ohio St. (31) [4] & Miami (Fla.) (24) [1] (2 ot) (Fiesta, 2003)

4—LSU (21) [2] & Oklahoma (14) [2] (Sugar, 2004)

3—Florida St. (46) [0] & Virginia Tech (29) [3] (Sugar, 2000)

MOST RUSHING TOUCHDOWNS, BOTH TEAMS, ALL BOWLS

12—Texas Tech (55) [6] & Air Force (41) [6] (Copper, 1995)

MOST TOUCHDOWN PASSES

5—Southern California (55) vs. Oklahoma (19) (Orange, 2005)

5—Florida (56) vs. Maryland (23) (Orange, 2002)

5—Illinois (34) vs. LSU (47) (Sugar, 2002)

4—7 times

MOST TOUCHDOWN PASSES, CHAMPIONSHIP GAME

5—Southern California (55) vs. Oklahoma (19) (Orange, 2005)

4—Florida St. (46) vs. Virginia Tech (29) (Sugar, 2000)

3—Miami (Fla.) (37) vs. Nebraska (14) (Rose, 2002)

MOST TOUCHDOWN PASSES, ALL BOWLS

6—(D) Iowa (55) vs. Texas (17) (Freedom, 1984)

MOST TOUCHDOWN PASSES, BOTH TEAMS

8—LSU (47) [3] & Illinois (34) [5] (Sugar, 2002)

7—Southern California (55) [5] & Oklahoma (19) [2] (Orange, 2005)

6—Florida (56) [5] & Maryland (23) [1] (Orange, 2002)

MOST TOUCHDOWN PASSES, BOTH TEAMS, CHAMPIONSHIP GAME

7—Southern California (55) [5] & Oklahoma (19) [2] (Orange, 2005)

5—Florida St. (46) [4] & Virginia Tech (29) [1] (Sugar, 2000)

3—Miami (Fla.) (37) [3] & Nebraska (14) [0] (Rose, 2002)

MOST TOUCHDOWN PASSES, BOTH TEAMS, ALL BOWLS

9—Bowling Green (52) [5] & Memphis (35) [4] (GMAC, 2004)

FEWEST POINTS

2—Florida St. vs. Oklahoma (13) (Orange, 2001)

7—Pittsburgh vs. Utah (35) (Fiesta, 2005)

9—Notre Dame vs. Oregon St. (41) (Fiesta, 2001)

9—Stanford vs. Wisconsin (17) (Rose, 2000)

10—Syracuse vs. Florida (31) (Orange, 1999)

FEWEST POINTS, CHAMPIONSHIP GAME

2—Florida St. vs. Oklahoma (13) (Orange, 2001)

13—Oklahoma vs. Florida St. (2) (Orange, 2001)

14—Oklahoma vs. LSU (21) (Sugar, 2004)

14—Nebraska vs. Miami (Fla.) (37) (Rose, 2002)

16—Florida St. vs. Tennessee (23) (Fiesta, 1999)

FEWEST POINTS, ALL BOWLS

0—By Many Teams

FEWEST POINTS, BOTH TEAMS

15—Oklahoma (13) & Florida St. (2) (Orange, 2001)

26—Wisconsin (17) & Stanford (9) (Rose, 2000)

29—Auburn (16) & Virginia Tech (13) (Sugar, 2005)

30—Miami (Fla.) (16) & Florida St. (14) (Orange, 2004)

35—LSU (21) & Oklahoma (14) (Sugar, 2004)

FEWEST POINTS, BOTH TEAMS, CHAMPIONSHIP GAME

15—Oklahoma (13) & Florida St. (2) (Orange, 2001)

FEWEST POINTS, BOTH TEAMS, ALL BOWLS

0—4 times

SAFETIES

Penn St. (26) vs. Florida St. (23) (3 ot) (Orange, 2006)

Oklahoma (19) vs. Southern California (55) (Orange, 2005)

Florida St. (2) vs. Oklahoma (13) (Orange, 2001)

First Downs**MOST FIRST DOWNS**

32—LSU (47) vs. Illinois (34) (Sugar, 2002)

MOST FIRST DOWNS, CHAMPIONSHIP GAME

30—Texas (41) vs. Southern California (38) (Rose, 2006)

30—Southern California (38) vs. Texas (41) (Rose, 2006)

MOST FIRST DOWNS, ALL BOWLS

36—Marshall (64) vs. East Caro. (61) (2 ot) (GMAC, 2001)

36—Oklahoma (48) vs. Virginia (14) (Gator, Dec. 29, 1991)

MOST FIRST DOWNS, BOTH TEAMS

60—Texas (41) [30] & Southern California (38) [30] (Rose, 2006)

MOST FIRST DOWNS, BOTH TEAMS, CHAMPIONSHIP GAME

60—Texas (41) [30] & Southern California (38) [30] (Rose, 2006)

MOST FIRST DOWNS, BOTH TEAMS, ALL BOWLS

62—North Carolina St. (56) [34] & Kansas (26) [28] (Tangerine, 2003)

MOST FIRST DOWNS RUSHING

15—Texas (41) vs. Southern California (38) (Rose, 2006)

MOST FIRST DOWNS RUSHING, CHAMPIONSHIP GAME

15—Texas (41) vs. Southern California (38) (Rose, 2006)

MOST FIRST DOWNS RUSHING, ALL BOWLS26—Navy (51) vs. Colorado St. (30) (Poinsettia, 2005)
26—Oklahoma (40) vs. Auburn (22) (Sugar, Jan. 1, 1972)**MOST FIRST DOWNS PASSING**23—LSU (47) vs. Illinois (34) (Sugar, 2002)
23—Florida (56) vs. Maryland (23) (Orange, 2002)**MOST FIRST DOWNS PASSING, CHAMPIONSHIP GAME**

15—Southern California (38) vs. Texas (41) (Rose, 2006)

MOST FIRST DOWNS PASSING, ALL BOWLS

27—Brigham Young (39) vs. Penn St. (50) (Holiday, 1989)

MOST FIRST DOWNS BY PENALTY

4—Tennessee (23) vs. Florida St. (16) (Fiesta, 1999)

MOST FIRST DOWNS BY PENALTY, CHAMPIONSHIP GAME

4—Tennessee (23) vs. Florida St. (16) (Fiesta, 1999)

MOST FIRST DOWNS BY PENALTY, ALL BOWLS

8—West Virginia (18) vs. Florida St. (30) (Gator, 2005)

Scoring Drives**LONGEST SCORING DRIVE BY YARDS**

99—Nebraska (31) vs. Tennessee (21) (Fiesta, 2000) (10 plays, TD)

LONGEST SCORING DRIVE BY YARDS, CHAMPIONSHIP GAME

92—Oklahoma (19) vs. Southern California (55) (Orange, 2005) (12 plays, TD)

LONGEST SCORING DRIVE BY PLAYS16—Michigan (14) vs. Southern California (28) (Rose, 2004) (76 yards, TD)
16—Purdue (24) vs. Washington (34) (Rose, 2001) (90 yards, TD)**LONGEST SCORING DRIVE BY PLAYS, CHAMPIONSHIP GAME**

13—Oklahoma (19) vs. Southern California (55) (Orange, 2005) (68 yards, FG)

LONGEST SCORING DRIVE BY TIME

8:10—Purdue (24) vs. Washington (34) (Rose, 2001) (90 yards in 16 plays, TD)

LONGEST SCORING DRIVE BY TIME, CHAMPIONSHIP GAME

6:07—Oklahoma (19) vs. Southern California (55) (Orange, 2005) (68 yards in 13 plays, FG)

Time Of Possession**MOST TIME OF POSSESSION**

39:16—LSU (47) vs. Illinois (34) (Sugar, 2002)

MOST TIME OF POSSESSION, CHAMPIONSHIP GAME

36:33—Oklahoma (13) vs. Florida St. (2) (Orange, 2001)

Turnovers**MOST TURNOVERS**5—Oklahoma (19) vs. Southern California (55) (Orange, 2005)
5—Miami (Fla.) (24) vs. Ohio St. (31) (2 ot) (Fiesta, 2003)**MOST TURNOVERS, CHAMPIONSHIP GAME**5—Oklahoma (19) vs. Southern California (55) (Orange, 2005)
5—Miami (Fla.) (24) vs. Ohio St. (31) (2 ot) (Fiesta, 2003)**MOST TURNOVERS, BOTH TEAMS**7—Ohio St. (31) [2] & Miami (Fla.) (24) [5] (2 ot) (Fiesta, 2003)
7—Tennessee (23) [3] & Florida St. (16) [4] (Fiesta, 1999)**MOST TURNOVERS, BOTH TEAMS, CHAMPIONSHIP GAME**7—Ohio St. (31) [2] & Miami (Fla.) (24) [5] (2 ot) (Fiesta, 2003)
7—Tennessee (23) [3] & Florida St. (16) [4] (Fiesta, 1999)**MOST FUMBLES**4—Texas (41) vs. Southern California (38) (Rose, 2006) (1 lost)
4—Georgia (35) vs. West Virginia (38) (Sugar, 2006) (3 lost)
4—Nebraska (14) vs. Miami (Fla.) (37) (Rose, 2002) (2 lost)
4—Florida St. (16) vs. Tennessee (23) (Fiesta, 1999) (1 lost)**MOST FUMBLES, CHAMPIONSHIP GAME**4—Texas (41) vs. Southern California (38) (Rose, 2006) (1 lost)
4—Nebraska (14) vs. Miami (Fla.) (37) (Rose, 2002) (2 lost)
4—Florida St. (16) vs. Tennessee (23) (Fiesta, 1999) (1 lost)**MOST FUMBLES, ALL BOWLS**

11—Mississippi (7) vs. Alabama (12) (Sugar, 1964) (6 lost)

MOST FUMBLES, BOTH TEAMS

7—Tennessee (23) [3] & Florida St. (16) [4] (Fiesta, 1999)

MOST FUMBLES, BOTH TEAMS, CHAMPIONSHIP GAME

7—Tennessee (23) [3] & Florida St. (16) [4] (Fiesta, 1999)

MOST FUMBLES, BOTH TEAMS, ALL BOWLS

17—Alabama (12) [6] & Mississippi (7) [11] (Sugar, 1964) (9 lost)

MOST FUMBLES LOST3—Georgia (35) vs. West Virginia (38) (Sugar, 2006)
3—Virginia Tech (29) vs. Florida St. (46) (Sugar, 2000)
3—Syracuse (10) vs. Florida (31) (Orange, 1999)**MOST FUMBLES LOST, CHAMPIONSHIP GAME**

3—Virginia Tech (29) vs. Florida St. (46) (Sugar, 2000)

MOST FUMBLES LOST, ALL BOWLS

6—6 times

MOST FUMBLES LOST, BOTH TEAMS3—West Virginia (38) [0] & Georgia (35) [3] (Sugar, 2006)
3—Ohio St. (31) [0] & Miami (Fla.) (24) [3] (2 ot) (Fiesta, 2003)
3—Florida St. (46) [0] & Virginia Tech (29) [3] (Sugar, 2000)
3—Tennessee (23) [2] & Florida St. (16) [1] (Fiesta, 1999)
3—Florida (31) [0] & Syracuse (10) [3] (Orange, 1999)**MOST FUMBLES LOST, BOTH TEAMS, CHAMPIONSHIP GAME**3—Ohio St. (31) [0] & Miami (Fla.) (24) [3] (2 ot) (Fiesta, 2003)
3—Florida St. (46) [0] & Virginia Tech (29) [3] (Sugar, 2000)
3—Tennessee (23) [2] & Florida St. (16) [1] (Fiesta, 1999)**MOST FUMBLES LOST, BOTH TEAMS, ALL BOWLS**

9—Alabama (12) [3] & Mississippi (7) [6] (Sugar, 1964)

MOST PASSES HAD INTERCEPTED3—Oklahoma (19) vs. Southern California (55) (Orange, 2005)
3—Colorado (16) vs. Oregon (38) (Fiesta, 2002)
3—Florida (20) vs. Miami (Fla.) (37) (Sugar, 2001)**MOST PASSES HAD INTERCEPTED, CHAMPIONSHIP GAME**

3—Oklahoma (19) vs. Southern California (55) (Orange, 2005)

MOST PASSES HAD INTERCEPTED, ALL BOWLS

8—Arizona (10) vs. Auburn (34) (Sun, 1968)

MOST PASSES HAD INTERCEPTED, BOTH TEAMS

5—Miami (Fla.) (37) [2] & Florida (20) [3] (Sugar, 2001)

MOST PASSES HAD INTERCEPTED, BOTH TEAMS, CHAMPIONSHIP GAME4—LSU (21) [2] & Oklahoma (14) [2] (Sugar, 2004)
4—Ohio St. (31) [2] & Miami (Fla.) (24) [2] (Fiesta, 2003)
4—Tennessee (23) [2] & Florida St. (16) [2] (Fiesta, 1999)**MOST PASSES HAD INTERCEPTED, BOTH TEAMS, ALL BOWLS**

12—Auburn (34) [4] & Arizona (10) [8] (Sun, 1968)

Punts**MOST PUNTS**

11—Penn St. (26) vs. Florida St. (23) (3 ot) (Orange, 2006)

MOST PUNTS, CHAMPIONSHIP GAME

10—Florida St. (2) vs. Oklahoma (13) (Orange, 2001)

MOST PUNTS, ALL BOWLS

17—Duke (3) vs. Southern California (7) (Rose, 1939)

MOST PUNTS, BOTH TEAMS

20—Penn St. (26) [11] & Florida St. (23) [9] (3 ot) (Orange, 2006)

MOST PUNTS, BOTH TEAMS, CHAMPIONSHIP GAME

18—Oklahoma (13) [8] & Florida St. (2) [10] (Orange, 2001)

MOST PUNTS, BOTH TEAMS, ALL BOWLS28—Rice (8) [13] & Tennessee (0) [15] (Orange, 1947)
28—Santa Clara (6) [14] & LSU (0) [14] (Sugar, 1938)**FEWEST PUNTS**1—Ohio St. (34) vs. Notre Dame (20) (Fiesta, 2006)
1—Utah (35) vs. Pittsburgh (7) (Fiesta, 2005)**FEWEST PUNTS, CHAMPIONSHIP GAME**2—Texas (41) vs. Southern California (38) (Rose, 2006)
2—Southern California (38) vs. Texas (41) (Rose, 2006)
4—Southern California (55) vs. Oklahoma (19) (Orange, 2005)
4—Oklahoma (19) vs. Southern California (55) (Orange, 2005)
4—Miami (Fla.) (24) vs. Ohio St. (31) (2 ot) (Fiesta, 2003)
4—Miami (Fla.) (37) vs. Nebraska (14) (Rose, 2002)**FEWEST PUNTS, ALL BOWLS**

0—6 times

FEWEST PUNTS, BOTH TEAMS

4—Texas (41) [2] & Southern California (38) [2] (Rose, 2006)

FEWEST PUNTS, BOTH TEAMS, CHAMPIONSHIP GAME

4—Texas (41) [2] & Southern California (38) [2] (Rose, 2006)

Punt Returns

MOST PUNT RETURN YARDS

180—Florida St. (23) vs. Penn St. (26) (3 ot) (Orange, 2006) (7 returns)

MOST PUNT RETURN YARDS, CHAMPIONSHIP GAME

88—Tennessee (23) vs. Florida St. (16) (Fiesta, 1999) (4 returns)

MOST PUNT RETURN YARDS, ALL BOWLS

180—Florida St. (23) vs. Penn St. (26) (3 ot) (Orange, 2006) (7 returns)

Kickoff Returns

MOST KICKOFF RETURN YARDS

221—Michigan (37) vs. Texas (38) (Rose, 2005) (6 returns)

MOST KICKOFF RETURN YARDS, CHAMPIONSHIP GAME

139—Oklahoma (19) vs. Southern California (55) (Orange, 2005) (7 returns)

MOST KICKOFF RETURN YARDS, ALL BOWLS

268—Florida (24) vs. Nebraska (62) (Fiesta, 1996) (10 returns)

Penalties

MOST PENALTIES

18—Oregon St. (41) vs. Notre Dame (9) (Fiesta, 2001)
18—Alabama (34) vs. Michigan (35) (ot) (Orange, 2000)

MOST PENALTIES, CHAMPIONSHIP GAME

12—Miami (Fla.) (37) vs. Nebraska (14) (Rose, 2002)
12—Florida St. (16) vs. Tennessee (23) (Fiesta, 1999)

MOST PENALTIES, ALL BOWLS

21—Mississippi St. (17) vs. Clemson (7) (Peach, 1999)

MOST PENALTIES, BOTH TEAMS

28—Michigan (35) [10] & Alabama (34) [18] (ot) (Orange, 2000)

MOST PENALTIES, BOTH TEAMS, CHAMPIONSHIP GAME

21—Tennessee (23) [9] & Florida St. (16) [12] (Fiesta, 1999)

MOST PENALTIES, BOTH TEAMS, ALL BOWLS

29—Mississippi St. (17) [21] & Clemson (7) [8] (Peach, 1999)
29—Florida (52) [15] & Florida St. (20) [14] (Sugar, 1997)
29—McNeese St. (20) [13] & Tulsa (16) [16] (Independence, 1976)

MOST YARDS PENALIZED

174—Oregon St. (41) vs. Notre Dame (9) (Fiesta, 2001) (18 penalties)

MOST YARDS PENALIZED, CHAMPIONSHIP GAME

110—Florida St. (16) vs. Tennessee (23) (Fiesta, 1999) (12 penalties)

MOST YARDS PENALIZED, ALL BOWLS

202—Miami (Fla.) (46) vs. Texas (3) (Cotton, 1991) (16 penalties)

MOST YARDS PENALIZED, BOTH TEAMS

247—Michigan (35) [115] & Alabama (34) [132] (ot) (Orange, 2000)

MOST YARDS PENALIZED, BOTH TEAMS, CHAMPIONSHIP GAME

165—Tennessee (23) [55] & Florida St. (16) [110] (Fiesta, 1999)

MOST YARDS PENALIZED, BOTH TEAMS, ALL BOWLS

295—Florida St. (30) [174] & West Virginia (18) [121] (Gator, 2005)

Attendance

HIGHEST ATTENDANCE

94,392—Washington (34) vs. Purdue (Rose, 2001)

HIGHEST ORANGE BOWL ATTENDANCE (BCS GAMES ONLY)

77,912—Southern California (55) vs. Oklahoma (19), 2005

HIGHEST SUGAR BOWL ATTENDANCE (BCS GAMES ONLY)

79,342—LSU (21) vs. Oklahoma (14), 2004

HIGHEST FIESTA BOWL ATTENDANCE (BCS GAMES ONLY)

80,470—Tennessee (23) vs. Florida St. (16), 1999

Bowl Championship Series Longest Plays (1999-06)

Only games played since the formation of the Bowl Championship Series are included. For the All Bowls records, only official records after 1937 are included. Prior records are included if able to be substantiated. Each team's score is in parentheses after the team name. The year listed is the actual (calendar) year the game was played; the date is included if the bowl was played twice (i.e., January and December) during one calendar year. The list also includes discontinued bowls, marked with (D). Bowls are listed by the name of the bowl at the time it was played.

LONGEST RUNS FROM SCRIMMAGE

68*—Ted Ginn Jr., Ohio St. (34) vs. Notre Dame (20) (Fiesta, 2006)
64—Justin Vincent, LSU (21) vs. Oklahoma (14) (Sugar, 2004)
64—Ron Dayne, Wisconsin (17) vs. Stanford (9) (Rose, 2000)
60*—Antonio Pittman, Ohio St. (34) vs. Notre Dame (20) (Fiesta, 2006)
60*—Vince Young, Texas (38) vs. Michigan (37) (Rose, 2005)

*Scored touchdown on play.

LONGEST RUNS FROM SCRIMMAGE, CHAMPIONSHIP GAME

64—Justin Vincent, LSU (21) vs. Oklahoma (14) (Sugar, 2004)
45—Vince Young, Texas (41) vs. Southern California (38) (Rose, 2006)
45—Reggie Bush, Southern California (55) vs. Oklahoma (19) (Orange, 2005)
39—LenDale White, Southern California (55) vs. Oklahoma (19) (Orange, 2005)
39*—Clinton Portis, Miami (Fla.) (37) vs. Nebraska (14) (Rose, 2002) (touchdown)

*Scored touchdown on play.

LONGEST RUN FROM SCRIMMAGE, ALL BOWLS

99*—Terry Baker, Oregon St. (6) vs. Villanova (0) (Liberty, 1962)

*Scored touchdown on play.

LONGEST PASS PLAYS FROM SCRIMMAGE

85*—Troy Smith to Antonio Holmes, Ohio St. (34) vs. Notre Dame (20) (Fiesta, 2006)
80*—Brian Randall to Josh Morgan, Virginia Tech (13) vs. Auburn (16) (Sugar, 2005)
79*—Joey Harrington to Samie Parker, Oregon (38) vs. Colorado (16) (Fiesta, 2002)
79*—Tee Martin to Peerless Price, Tennessee (23) vs. Florida St. (16) (Fiesta, 1999)
64*—Shaun Hill to Jafar Williams, Maryland (23) vs. Florida (56) (Orange, 2002)
64*—Chris Weinke to Peter Warrick, Florida St. (46) vs. Virginia Tech (29) (Sugar, 2000)

*Scored touchdown on play.

LONGEST PASS PLAYS FROM SCRIMMAGE, CHAMPIONSHIP GAME

79*—Tee Martin to Peerless Price, Tennessee (23) vs. Florida St. (16) (Fiesta, 1999)
64*—Chris Weinke to Peter Warrick, Florida St. (46) vs. Virginia Tech (29) (Sugar, 2000)
63*—Chris Weinke to Ron Dugans, Florida St. (46) vs. Virginia Tech (29) (Sugar, 2000)
54*—Matt Leinart to Dwayne Jarrett, Southern California (55) vs. Oklahoma (19) (Orange, 2005)
49*—Michael Vick to Andre Davis, Virginia Tech (29) vs. Florida St. (46) (Sugar, 2000)

*Scored touchdown on play.

LONGEST PASS PLAY FROM SCRIMMAGE, ALL BOWLS

95*—Ronnie Fletcher to Ben Hart, Oklahoma (19) vs. Florida St. (36) (Gator, Jan. 2, 1965)

*Scored touchdown on play.

LONGEST FIELD GOAL

51—Jon Peattie, Miami (Fla.) (16) vs. Florida St. (14) (Orange, 2004)
51—Jeff Chandler, Florida (20) vs. Miami (Fla.) (37) (Sugar, 2001)

LONGEST FIELD GOAL, CHAMPIONSHIP GAME

46—David Pino, Texas (41) vs. Southern California (38) (Rose, 2006)

LONGEST FIELD GOAL, ALL BOWLS

62—Tony Franklin, Texas A&M (37) vs. Florida (14) (Sun, Jan. 2, 1977)

LONGEST PUNT

60—Brooks Barnard, Maryland (23) vs. Florida (56) (Orange, 2002)

LONGEST PUNT, CHAMPIONSHIP GAME

59—Blake Ferguson, Oklahoma (14) vs. LSU (21) (Sugar, 2004)

LONGEST PUNT, ALL BOWLS

84\$—Kyle Rote, SMU (21) vs. Oregon (13) (Cotton, 1949)

\$Quick kick.

Bowl Coaching Records

All-Time Bowl Appearances

(Ranked by Most Bowl Games Coached)

| Coach (Teams Taken to Bowl) | G | W-L-T | Pct. |
|---|----|---------|------|
| *Joe Paterno, Penn St. | 32 | 21-10-1 | .672 |
| *Bobby Bowden, West Virginia, Florida St. | 29 | 19-9-1 | .672 |
| Paul "Bear" Bryant, Alabama, Texas A&M, Kentucky | 29 | 15-12-2 | .552 |
| Tom Osborne, Nebraska | 25 | 12-13-0 | .480 |
| Lou Holtz, William & Mary, North Carolina St., Arkansas, Notre Dame, South Carolina | 22 | 12-8-2 | .591 |
| LaVell Edwards, Brigham Young | 22 | 7-14-1 | .341 |
| Vince Dooley, Georgia | 20 | 8-10-2 | .450 |
| John Vaught, Mississippi | 18 | 10-8-0 | .556 |
| Hayden Fry, SMU, Iowa | 17 | 7-9-1 | .441 |
| Bo Schembechler, Michigan | 17 | 5-12-0 | .294 |
| Johnny Majors, Iowa St., Pittsburgh, Tennessee | 16 | 9-7-0 | .563 |
| Darrell Royal, Texas | 16 | 8-7-1 | .531 |
| Don James, Kent St., Washington | 15 | 10-5-0 | .667 |
| George Welsh, Navy, Virginia | 15 | 5-10-0 | .333 |
| *Mack Brown, Tulane, North Carolina, Texas | 14 | 8-6-0 | .571 |
| Jackie Sherrill, Pittsburgh, Texas A&M, Mississippi St. | 14 | 8-6-0 | .571 |
| John Cooper, Arizona St., Ohio St. | 14 | 5-9-0 | .357 |
| Bobby Dodd, Georgia Tech | 13 | 9-4-0 | .692 |
| Terry Donahue, UCLA | 13 | 8-4-1 | .654 |
| Barry Switzer, Oklahoma | 13 | 8-5-0 | .615 |
| *Phillip Fulmer, Tennessee | 13 | 7-6-0 | .538 |
| Charlie McClendon, LSU | 13 | 7-6-0 | .538 |
| *Frank Beamer, Virginia Tech | 13 | 6-7-0 | .462 |
| *Steve Spurrier, Duke, Florida, South Carolina | 13 | 6-7-0 | .462 |
| Don Nehlen, West Virginia | 13 | 4-9-0 | .308 |
| Earle Bruce, Ohio St., Colorado St. | 12 | 7-5-0 | .583 |
| Woody Hayes, Miami (Ohio), Ohio St. | 12 | 6-6-0 | .500 |
| Shug Jordan, Auburn | 12 | 5-7-0 | .417 |

*Active coach. Ties computed as half won and half lost.

All-Time Bowl Victories

| Coach | Wins | Record | Coach | Wins | Record |
|--------------------|------|---------|-------------------|------|--------|
| *Joe Paterno | 21 | 21-10-1 | *Mack Brown | 8 | 8-6-0 |
| *Bobby Bowden | 19 | 19-9-1 | Jackie Sherrill | 8 | 8-6-0 |
| Paul "Bear" Bryant | 15 | 15-12-2 | Darrell Royal | 8 | 8-7-1 |
| Lou Holtz | 12 | 12-8-2 | Vince Dooley | 8 | 8-10-2 |
| Tom Osborne | 12 | 12-13-0 | Pat Dye | 7 | 7-2-1 |
| Don James | 10 | 10-5-0 | Bob Devaney | 7 | 7-3-0 |
| John Vaught | 10 | 10-8-0 | Dan Devine | 7 | 7-3-0 |
| Bobby Dodd | 9 | 9-4-0 | Earle Bruce | 7 | 7-5-0 |
| Johnny Majors | 9 | 9-7-0 | *Phillip Fulmer | 7 | 7-6-0 |
| John Robinson | 8 | 8-1-0 | Charlie McClendon | 7 | 7-6-0 |
| Barry Alvarez | 8 | 8-3-0 | Hayden Fry | 7 | 7-9-1 |
| Terry Donahue | 8 | 8-4-1 | LaVell Edwards | 7 | 7-14-1 |
| Barry Switzer | 8 | 8-5-0 | | | |

*Active coach.

All-Time Bowl Winning Percentage

(Minimum 11 Games)

| Coach, Last Team Coached | G | W-L-T | Pct. |
|----------------------------------|----|---------|------|
| Bobby Dodd, Georgia Tech | 13 | 9-4-0 | .692 |
| *Bobby Bowden, Florida St. | 29 | 19-9-1 | .672 |
| *Joe Paterno, Penn St. | 32 | 21-10-1 | .672 |
| Don James, Washington | 15 | 10-5-0 | .667 |
| Terry Donahue, UCLA | 13 | 8-4-1 | .654 |
| Barry Switzer, Oklahoma | 13 | 8-5-0 | .615 |
| Lou Holtz, South Carolina | 22 | 12-8-2 | .591 |
| Bill Yeoman, Houston | 11 | 6-4-1 | .591 |
| Earle Bruce, Colorado St. | 12 | 7-5-0 | .583 |
| *Mack Brown, Texas | 14 | 8-6-0 | .571 |
| Jackie Sherrill, Mississippi St. | 14 | 8-6-0 | .571 |
| Johnny Majors, Pittsburgh | 16 | 9-7-0 | .563 |
| John Vaught, Mississippi | 18 | 10-8-0 | .556 |
| Paul "Bear" Bryant, Alabama | 29 | 15-12-2 | .552 |
| Bill Snyder, Kansas St. | 11 | 6-5-0 | .545 |
| *Phillip Fulmer, Tennessee | 13 | 7-6-0 | .538 |
| Charlie McClendon, LSU | 13 | 7-6-0 | .538 |
| Darrell Royal, Texas | 16 | 8-7-1 | .531 |
| *Fisher DeBerry, Air Force | 12 | 6-6-0 | .500 |
| Woody Hayes, Ohio St. | 12 | 6-6-0 | .500 |
| Tom Osborne, Nebraska | 25 | 12-13-0 | .480 |
| *Frank Beamer, Virginia Tech | 13 | 6-7-0 | .462 |

Coach, Last Team Coached

| Coach, Last Team Coached | G | W-L-T | Pct. |
|---------------------------------|----|--------|------|
| *Steve Spurrier, South Carolina | 13 | 6-7-0 | .462 |
| *Lloyd Carr, Michigan | 11 | 5-6-0 | .455 |
| Vince Dooley, Georgia | 20 | 8-10-2 | .450 |
| Hayden Fry, Iowa | 17 | 7-9-1 | .441 |
| Shug Jordan, Auburn | 12 | 5-7-0 | .417 |
| John Cooper, Ohio St. | 14 | 5-9-0 | .357 |
| LaVell Edwards, Brigham Young | 22 | 7-14-1 | .341 |
| George Welsh, Virginia | 15 | 5-10-0 | .333 |
| Don Nehlen, West Virginia | 13 | 4-9-0 | .308 |
| Bo Schembechler, Michigan | 17 | 5-12-0 | .294 |
| Jerry Claiborne, Kentucky | 11 | 3-8-0 | .273 |
| R.C. Slocum, Texas A&M | 11 | 3-8-0 | .273 |

*Active coach. Ties computed as half won and half lost.

All-Time Bowl Coaching History

A total of 514 coaches have head-coached in history's 935 major bowl games (the term "major bowl" is defined above the alphabetical list of team bowl records). Below is an alphabetical list of all 514 bowl coaches, with their alma mater and year, their birth date, and their game-by-game bowl records, with name and date of each bowl, opponent, final score (own score first) and opposing coach (in parentheses). A handful coached service teams or colleges never in the major category but are included because they coached against a major team in a major bowl.

Coach/School Bowl/Date Opponent/Score (Coach)

| | | | |
|--|--------------------|----------------------------|--|
| JIM AIKEN , 0-1-0 (Wash. & Jeff. '22) Born 5-26-1899 | Oregon | Cotton 1-1-49 | SMU 12-21 (Matty Bell) |
| FRED AKERS , 2-8-0 (Arkansas '60) Born 3-17-38 | Wyoming | Fiesta 12-19-76 | Oklahoma 7-41 (Barry Switzer) |
| | Texas | Cotton 1-2-78 | Notre Dame 10-38 (Dan Devine) |
| | Texas | Sun 12-23-78 | Maryland 42-0 (Jerry Claiborne) |
| | Texas | Sun 12-22-79 | Washington 7-14 (Don James) |
| | Texas | Bluebonnet 12-31-80 | North Carolina 7-16 (Dick Crum) |
| | Texas | Cotton 1-1-82 | Alabama 14-12 (Paul "Bear" Bryant) |
| | Texas | Sun 12-25-82 | North Carolina 10-26 (Dick Crum) |
| | Texas | Cotton 1-2-84 | Georgia 9-10 (Vince Dooley) |
| | Texas | Freedom 12-26-84 | Iowa 17-55 (Hayden Fry) |
| | Texas | Bluebonnet 12-31-85 | Air Force 16-24 (Fisher DeBerry) |
| BILL ALEXANDER , 3-2-0 (Georgia Tech '12) Born 6-6-1889 | Georgia Tech | Rose 1-1-29 | California 8-7 (Clarence "Nibs" Price) |
| | Georgia Tech | Orange 1-1-40 | Missouri 21-7 (Don Faurot) |
| | Georgia Tech | Cotton 1-1-43 | Texas 7-14 (Dana Bible) |
| | Georgia Tech | Sugar 1-1-44 | Tulsa 20-18 (Henry Frnka) |
| | Georgia Tech | Orange 1-1-45 | Tulsa 12-26 (Henry Frnka) |
| LEONARD "STUB" ALLISON , 1-0-0 (Carleton '17) Born 1892 | Carleton | Rose 1-1-38 | Alabama 13-0 (Frank Thomas) |
| BARRY ALVAREZ , 8-3-0 (Nebraska '69) Born 12-30-46 | Wisconsin | Rose 1-1-94 | UCLA 21-16 (Terry Donahue) |
| | Wisconsin | Hall of Fame 1-2-95 | Duke 34-20 (Fred Goldsmith) |
| | Wisconsin | Copper 12-27-96 | Utah 38-10 (Ron McBride) |
| | Wisconsin | Outback 1-1-98 | Georgia 6-33 (Jim Donnan) |
| | Wisconsin | Rose 1-1-99 | UCLA 38-31 (Bob Toledo) |
| | Wisconsin | Rose 1-1-00 | Stanford 17-9 (Tyronne Willingham) |
| | Wisconsin | Sun 12-29-00 | UCLA 21-20 (Bob Toledo) |
| | Wisconsin | Alamo 12-28-02 | Colorado 31-28 (ot) (Gary Barnett) |
| | Wisconsin | Music City 12-31-03 | Auburn 14-28 (Tommy Tuberville) |
| | Wisconsin | Outback 1-1-05 | Georgia 21-24 (Mark Richt) |
| | Wisconsin | Capital One 1-2-06 | Auburn 24-10 (Tommy Tuberville) |
| CHUCK AMATO , 4-1-0 (North Carolina St. '69) Born 6-26-46 | North Carolina St. | Micronpc.com 12-28-00 | Minnesota 38-30 (Glen Mason) |
| | North Carolina St. | Tangerine 12-20-01 | Pittsburgh 19-34 (Walt Harris) |
| | North Carolina St. | Gator 1-1-03 | Notre Dame 28-6 (Tyronne Willingham) |
| | North Carolina St. | Tangerine 12-22-03 | Kansas 56-26 (Mark Mangino) |
| | North Carolina St. | Meineke Care Care 12-31-05 | South Fla. 14-0 (Jim Leavitt) |
| TOM AMSTUTZ , 2-2-0 (Toledo '77) Born 8-30-55 | Toledo | Motor City 12-29-01 | Cincinnati 23-16 (Rick Minter) |
| | Toledo | Motor City 12-26-02 | Boston College 25-51 (Tom O'Brien) |
| | Toledo | Motor City 12-27-04 | Connecticut 10-39 (Randy Edsall) |
| | Toledo | GMAC 12-21-05 | UTEP 45-13 (Mike Price) |
| MIKE ARCHER , 1-1-0 (Miami [Fla.] '75) Born 7-26-53 | LSU | Gator 12-31-87 | South Carolina 30-13 (Joe Morrison) |
| | LSU | Hall of Fame 1-2-89 | Syracuse 10-23 (Dick MacPherson) |
| IKE ARMSTRONG , 1-0-0 (Drake '23) Born 6-8-1895 | Utah | Sun 1-2-39 | New Mexico 16-0 (Ted Shipkey) |
| BILL ARNSPARGER , 0-3-0 (Miami [Ohio] '50) Born 12-16-26 | LSU | Sugar 1-1-85 | Nebraska 10-28 (Tom Osborne) |
| | LSU | Liberty 12-27-85 | Baylor 7-21 (Grant Teaff) |
| | LSU | Sugar 1-1-87 | Nebraska 15-30 (Tom Osborne) |

| Coach/School | Bowl/Date | Opponent/Score (Coach) |
|---|--|---|
| CHRIS AULT , 1-2-0 (Nevada '68) Born 11-8-47 | Nevada..... Las Vegas 12-18-92 | Bowling Green 34-35 (Gary Blackney) |
| Nevada..... Las Vegas 12-14-95 | | Toledo 37-40 (ot) (Gary Pinkel) |
| Nevada..... Hawaii 12-24-05 | | UCF 49-48 (ot) (George O'Leary) |
| CHARLEY BACHMAN , 0-1-0 (Notre Dame '17) Born 12-1-92 | Michigan St. Orange 1-1-38 | Auburn 0-6 (Jack Meagher) |
| KENT BAER , 0-1-0 (Utah St. '73) Born 5-2-51 | Notre Dame..... Insight 12-28-04 | Oregon St. 21-38 (Mike Riley) |
| ENOCH BAGSHAW , 0-1-1 (Washington '08) Born 1884 | Washington..... Rose 1-1-24 | Navy 14-14 (Bob Folwell) |
| Washington..... Rose 1-1-26 | | Alabama 19-20 (Wallace Wade) |
| GEORGE BARCLAY , 1-1-0 (North Carolina '35) Born 5-14-11 | Wash. & Lee..... Gator 1-1-51 | Wyoming 7-20 (Bowden Wyatt) |
| BILL BARNES , 0-1-0 (Tennessee '41) Born 10-20-17 | UCLA..... Rose 1-1-62 | Minnesota 3-21 (Murray Warmath) |
| WILLIS BARNES , 1-1-1 (Nebraska) Born 10-22-1900 | New Mexico..... Sun 1-1-44 | Southwestern (Tex.) 0-7 (R. M. Medley) |
| New Mexico..... Sun 1-1-46 | | Denver 34-24 (Clyde "Cac" Hubbard) |
| New Mexico..... Harbor 1-1-47 | | Montana St. 13-13 (Clyde Carpenter) |
| GARY BARNETT , 2-4-0 (Missouri '69) Born 5-23-46 | Northwestern..... Rose 1-1-96 | Southern California 32-41 (John Robinson) |
| Northwestern..... Fla. Citrus 1-1-97 | | Tennessee 28-48 (Phillip Fulmer) |
| Colorado..... Insight.com 12-31-99 | | Boston College 62-28 (Tom O'Brien) |
| Colorado..... Fiesta 1-1-02 | | Oregon 16-38 (Mike Bellotti) |
| Colorado..... Alamo 12-28-02 | | Wisconsin 28-31 (ot) (Barry Alvarez) |
| Colorado..... Houston 12-29-04 | | UTEP 33-28 (Mike Price) |
| JOHN BARNHILL , 2-1-1 (Tennessee '28) Born 2-21-03 | Tennessee..... Sugar 1-1-43 | Tulsa 14-7 (Henry Frnk) |
| Tennessee..... Rose 1-1-45 | | Southern California 0-25 (Jeff Cravath) |
| Arkansas..... Cotton 1-1-47 | | LSU 0-0 (Bernie Moore) |
| Arkansas..... Dixie 1-1-48 | | William & Mary 21-19 (Rube McCray) |
| BILL BATTLE , 4-1-0 (Alabama '63) Born 12-8-41 | Tennessee..... Sugar 1-1-71 | Air Force 34-13 (Ben Martin) |
| Tennessee..... Liberty 12-20-71 | | Arkansas 14-13 (Frank Broyles) |
| Tennessee..... Bluebonnet 12-30-72 | | LSU 24-17 (Charlie McClendon) |
| Tennessee..... Gator 12-29-73 | | Texas Tech 19-28 (Jim Carlen) |
| Tennessee..... Liberty 12-16-74 | | Maryland 7-3 (Jerry Claiborne) |
| SAMMY BAUGH , 0-1-0 (TCU '37) Born 3-17-14 | Hardin-Simmons..... Sun 12-31-58 | Wyoming 6-14 (Bob Devaney) |
| FRANK BEAMER , 6-7-0 (Virginia Tech '69) Born 10-18-46 | Virginia Tech..... Independence 12-31-93 | Indiana 45-20 (Bill Mallory) |
| Virginia Tech..... Gator 12-30-94 | | Tennessee 23-45 (Phillip Fulmer) |
| Virginia Tech..... Sugar 12-31-95 | | Texas 28-10 (John Mackovic) |
| Virginia Tech..... Orange 12-31-96 | | Nebraska 21-41 (Tom Osborne) |
| Virginia Tech..... Gator 1-1-98 | | North Carolina 3-42 (Carl Torbush) |
| Virginia Tech..... Music City 12-29-98 | | Alabama 38-7 (Mike DuBose) |
| Virginia Tech..... Sugar 1-4-00 | | Florida St. 29-46 (Bobby Bowden) |
| Virginia Tech..... Gator 1-1-01 | | Clemson 41-20 (Tommy Bowden) |
| Virginia Tech..... Gator 1-1-02 | | Florida St. 17-30 (Bobby Bowden) |
| Virginia Tech..... San Francisco 12-31-02 | | Air Force 20-13 (Fisher DeBerry) |
| Virginia Tech..... Insight 12-26-03 | | California 49-52 (Jeff Tedford) |
| Virginia Tech..... Sugar 1-3-05 | | Auburn 13-16 (Tommy Tuberville) |
| Virginia Tech..... Gator 1-2-06 | | Louisville 35-24 (Bobby Petrino) |
| ALEX BELL , 1-1-0 (Villanova '38) Born 8-12-15 | Villanova..... Sun 12-20-61 | Wichita St. 17-9 (Hank Foldberg) |
| Villanova..... Liberty 12-15-62 | | Oregon St. 0-6 (Tommy Prothro) |
| MATTY BELL , 1-1-1 (Centre '20) Born 2-22-1899 | SMU..... Rose 1-1-36 | Stanford 0-7 (Claude "Tiny" Thornhill) |
| SMU..... Cotton 1-1-48 | | Penn St. 13-13 (Bob Higgins) |
| SMU..... Cotton 1-1-49 | | Oregon 21-13 (Jim Aiken) |
| EMORY BELLARD , 2-3-0 (Texas St. '49) Born 12-17-27 | Texas A&M..... Liberty 12-22-75 | Southern California 0-20 (John McKay) |
| Texas A&M..... Sun 1-2-77 | | Florida 37-14 (Doug Dickey) |
| Texas A&M..... Bluebonnet 12-31-77 | | Southern California 28-47 (John Robinson) |
| Mississippi St. Sun 12-27-80 | | Nebraska 17-31 (Tom Osborne) |
| Mississippi St. Hall of Fame 12-31-81 | | Kansas 10-0 (Don Fambrough) |
| MIKE BELLOTTI , 4-5-0 (UC Davis '73) Born 12-21-50 | Oregon..... Cotton 1-1-96 | Colorado 6-38 (Rick Neuheisel) |
| Oregon..... Las Vegas 12-20-97 | | Air Force 41-13 (Fisher DeBerry) |
| Oregon..... Aloha Classic 12-25-98 | | Colorado 43-51 (Rick Neuheisel) |
| Oregon..... Sun 12-31-99 | | Minnesota 24-20 (Glen Mason) |
| Oregon..... Holiday 12-29-00 | | Texas 35-30 (Mack Brown) |
| Oregon..... Fiesta 1-1-02 | | Colorado 38-16 (Gary Barnett) |
| Oregon..... Seattle 12-30-02 | | Wake Forest 17-38 (Jim Grobe) |
| Oregon..... Sun 12-31-03 | | Minnesota 30-31 (Glen Mason) |
| Oregon..... Holiday 12-29-05 | | Oklahoma 14-17 (Bob Stoops) |
| ARTHUR "DUTCH" BERGMAN , 1-0-1 (Notre Dame '20) Born 2-23-1895 | Catholic..... Orange 1-1-36 | Mississippi 20-19 (Ed Walker) |
| Catholic..... Sun 1-1-40 | | Arizona St. 0-0 (Millard "Dixie" Howell) |

| Coach/School | Bowl/Date | Opponent/Score (Coach) |
|---|---|--|
| HUGO BEZDEK , 1-1-0 (Chicago '06) Born 4-1-1884 | Oregon..... Rose 1-1-17 | Penn 14-0 (Bob Folwell) |
| Penn St..... Rose 1-1-23 | | Southern California 3-14 (Elmer "Gus" Henderson) |
| DANA X. BIBLE , 3-0-1 (Carson-Newman '12) Born 10-8-1891 | Texas A&M..... Dixie Classic 1-2-22 | Centre 22-14 (Charley Moran) |
| Texas..... Cotton 1-1-43 | | Georgia Tech 14-7 (Bill Alexander) |
| Texas..... Cotton 1-1-44 | | Randolph Field 7-7 (Frank Tritico) |
| Texas..... Cotton 1-1-46 | | Missouri 40-27 (Chauncey Simpson) |
| JACK BICKNELL , 2-2-0 (Montclair St. '60) Born 2-20-38 | Boston College..... Tangerine 12-18-82 | Auburn 26-33 (Pat Dye) |
| Boston College..... Liberty 12-29-83 | | Notre Dame 18-19 (Gerry Faust) |
| Boston College..... Cotton 1-1-85 | | Houston 45-28 (Bill Yeoman) |
| Boston College..... Hall of Fame 12-23-86 | | Georgia 27-24 (Vince Dooley) |
| JACK BICKNELL III , 0-1-0 (Boston College '84) Born 11-17-63 | Louisiana Tech..... Humanitarian 12-31-01 | Clemson 24-49 (Tommy Bowden) |
| BERNIE BIERMAN , 0-1-0 (Minnesota '16) Born 3-11-1894 | Tulane..... Rose 1-1-32 | Southern California 12-21 (Howard Jones) |
| GARY BLACKNEY , 2-0-0 (Connecticut '67) Born 12-10-55 | Bowling Green..... California 12-14-91 | Fresno St. 28-21 (Jim Sweeney) |
| Bowling Green..... Las Vegas 12-18-92 | | Nevada 35-34 (Chris Ault) |
| LARRY BLAKENEY , 0-1-0 (Auburn '70) Born 9-21-47 | Troy..... Silicon Valley 12-30-04 | Northern Ill. 21-34 (Joe Novak) |
| BOBBY BOWDEN , 19-9-1 (Samford '53) Born 11-8-29 | West Virginia..... Peach 12-29-72 | North Carolina St. 13-49 (Lou Holtz) |
| West Virginia..... Peach 12-31-75 | | North Carolina St. 13-10 (Lou Holtz) |
| Florida St..... Tangerine 12-23-77 | | Texas Tech 40-17 (Steve Sloan) |
| Florida St..... Orange 1-1-80 | | Oklahoma 7-24 (Barry Switzer) |
| Florida St..... Orange 1-1-81 | | Oklahoma 17-18 (Barry Switzer) |
| Florida St..... Gator 12-30-82 | | West Virginia 31-12 (Don Nehlen) |
| Florida St..... Peach 12-30-83 | | North Carolina 28-3 (Dick Crum) |
| Florida St..... Fla. Citrus 12-22-84 | | Georgia 17-17 (Vince Dooley) |
| Florida St..... Gator 12-30-85 | | Oklahoma St. 34-23 (Pat Jones) |
| Florida St..... All-American 12-31-86 | | Indiana 27-13 (Bill Mallory) |
| Florida St..... Fiesta 1-1-88 | | Nebraska 31-28 (Tom Osborne) |
| Florida St..... Sugar 1-2-89 | | Auburn 13-7 (Pat Dye) |
| Florida St..... Fiesta 1-1-90 | | Nebraska 41-17 (Tom Osborne) |
| Florida St..... Blockbuster 12-28-90 | | Penn St. 24-17 (Joe Paterno) |
| Florida St..... Cotton 1-1-92 | | Texas A&M 10-2 (R.C. Slocum) |
| Florida St..... Orange 1-1-93 | | Nebraska 27-14 (Tom Osborne) |
| Florida St..... Orange 1-1-94 | | Nebraska 18-16 (Tom Osborne) |
| Florida St..... Sugar 1-2-95 | | Florida 23-17 (Steve Spurrier) |
| Florida St..... Orange 1-1-96 | | Notre Dame 31-26 (Lou Holtz) |
| Florida St..... Sugar 1-2-97 | | Florida 20-52 (Steve Spurrier) |
| Florida St..... Sugar 1-1-98 | | Ohio St. 31-14 (John Cooper) |
| Florida St..... Fiesta 1-4-99 | | Tennessee 16-23 (Phillip Fulmer) |
| Florida St..... Sugar 1-4-00 | | Virginia Tech 46-29 (Frank Beamer) |
| Florida St..... Orange 1-3-01 | | Oklahoma 2-13 (Bob Stoops) |
| Florida St..... Gator 1-1-02 | | Virginia Tech 30-17 (Frank Beamer) |
| Florida St..... Sugar 1-1-03 | | Georgia 13-26 (Mark Richt) |
| Florida St..... Orange 1-1-04 | | Miami (Fla.) 14-16 (Larry Coker) |
| Florida St..... Gator 1-1-05 | | West Virginia 30-18 (Rich Rodriguez) |
| Florida St..... Orange 1-3-06 | | Penn St. 23-26 (3 ot) (Joe Paterno) |
| TERRY BOWDEN , 2-1-0 (West Virginia '78) Born 2-24-56 | Auburn..... Outback 1-1-96 | Penn St. 14-43 (Joe Paterno) |
| Auburn..... Independence 12-31-96 | | Army 32-29 (Bob Sutton) |
| Auburn..... Peach 1-2-98 | | Clemson 21-17 (Tommy West) |
| TOMMY BOWDEN , 4-2-0 (West Virginia '77) Born 7-10-54 | Clemson..... Peach 12-30-99 | Mississippi St. 7-17 (Jackie Sherrill) |
| Clemson..... Gator 1-1-01 | | Virginia Tech 20-41 (Frank Beamer) |
| Clemson..... Humanitarian 12-31-01 | | Louisiana Tech 49-24 (Jack Bicknell III) |
| Clemson..... Tangerine 12-23-02 | | Texas Tech 15-55 (Mike Leach) |
| Clemson..... Peach 1-2-04 | | Tennessee 27-14 (Phillip Fulmer) |
| Clemson..... Champs Sports 12-27-05 | | Colorado 19-10 (Mike Hankwitz) |
| JEFF BOWER , 5-4-0 (Southern Miss. '76) Born 5-28-53 | Southern Miss..... All-American 12-28-90 | North Carolina St. 27-31 (Dick Sheridan) |
| Southern Miss..... Liberty 12-31-97 | | Pittsburgh 41-7 (Walt Harris) |
| Southern Miss..... Humanitarian 12-30-98 | | Idaho 35-42 (Chris Tormey) |
| Southern Miss..... Liberty 12-31-99 | | Colorado St. 23-17 (Sonny Lubick) |
| Southern Miss..... Mobile Alabama 12-20-00 | | TCU 28-21 (Gary Patterson) |
| Southern Miss..... Houston 12-27-02 | | Oklahoma St. 23-33 (Les Miles) |
| Southern Miss..... Liberty 12-31-03 | | Utah 0-17 (Urban Meyer) |
| Southern Miss..... New Orleans 12-14-04 | | North Texas 31-10 (Darrell Dickey) |
| Southern Miss..... New Orleans 12-20-05 | | Arkansas St. 31-19 (Steve Roberts) |
| SAM BOYD , 1-0-0 (Baylor '38) Born 8-12-15 | Baylor..... Sugar 1-1-57 | Tennessee 13-7 (Bowden Wyatt) |
| WESLEY BRADSHAW , 0-1-0 (Baylor '23) Born 11-26-1898 | Ouachita Baptist..... Shrine 12-18-48 | Hardin-Simmons 12-40 (Warren Woodson) |
| GREGG BRANDON , 2-0-0 (Northern Colo. '78) Born 2-29-56 | Bowling Green..... Motor City 12-26-03 | Northwestern 28-24 (Randy Walker) |
| Bowling Green..... GMAC 12-22-04 | | Memphis 52-35 (Tommy West) |

| Coach/School | Bowl/Date | Opponent/Score (Coach) |
|---|-----------------------|--|
| BILLY BREWER , 3-2-0 (Mississippi '61) | Born 10-8-35 | |
| Mississippi | Independence 12-10-83 | Air Force 3-9 (Ken Hatfield) |
| Mississippi | Independence 12-20-86 | Texas Tech 20-17 (Spike Dykes) |
| Mississippi | All-American 12-29-89 | Air Force 42-29 (Fisher DeBerry) |
| Mississippi | Gator 1-1-91 | Michigan 3-35 (Gary Moeller) |
| Mississippi | Liberty 12-31-92 | Air Force 13-0 (Fisher DeBerry) |
| JOHN BRIDGERS , 2-1-0 (Auburn '47) | Born 1-13-22 | |
| Baylor | Gator 12-31-60 | Florida 12-13 (Ray Graves) |
| Baylor | Gotham 12-9-61 | Utah St. 24-9 (John Kalston) |
| Baylor | Bluebonnet 12-21-63 | LSU 14-7 (Charlie McClendon) |
| ART BRILES , 0-2-0 (Texas Tech '79) | Born 12-3-55 | |
| Houston | Hawaii 12-25-03 | Hawaii 48-54 (3 ot) (June Jones) |
| Houston | Fort Worth 12-23-05 | Kansas 13-42 (Mark Mangino) |
| J.D. BROOKHART , 0-1-0 (Colorado St. '88) | Born 10-17-64 | |
| Akron | Motor City 12-26-05 | Memphis 31-38 (Tommy West) |
| RICH BROOKS , 1-3-0 (Oregon St. '63) | Born 8-20-41 | |
| Oregon | Independence 12-16-89 | Tulsa 27-24 (Dave Rader) |
| Oregon | Freedom 12-29-90 | Colorado St. 31-32 (Earle Bruce) |
| Oregon | Independence 12-31-92 | Wake Forest 35-39 (Bill Dooley) |
| Oregon | Rose 1-2-95 | Penn St. 20-38 (Joe Paterno) |
| J.O. "BUDDY" BROTHERS , 0-1-0 (Texas Tech '31) | Born 5-29-09 | |
| Tulsa | Gator 1-1-53 | Florida 13-14 (Bob Woodruff) |
| MACK BROWN , 8-6-0 (Florida St. '74) | Born 8-27-51 | |
| Tulane | Independence 12-19-87 | Washington 12-24 (Don James) |
| North Carolina | Peach 1-2-93 | Mississippi St. 21-17 (Jackie Sherrill) |
| North Carolina | Gator 12-31-93 | Alabama 10-24 (Gene Stallings) |
| North Carolina | Sun 12-30-94 | Texas 31-35 (John Mackovic) |
| North Carolina | Carquest 12-30-95 | Arkansas 20-10 (Danny Ford) |
| North Carolina | Gator 1-1-97 | West Virginia 20-13 (Don Nehlen) |
| Texas | Cotton 1-1-99 | Mississippi St. 38-11 (Jackie Sherrill) |
| Texas | Cotton 1-1-00 | Arkansas 6-27 (Houston Nutt) |
| Texas | Holiday 12-29-00 | Oregon 30-35 (Mike Bellotti) |
| Texas | Holiday 12-28-01 | Washington 47-43 (Rick Neuheisel) |
| Texas | Cotton 1-1-03 | LSU 35-20 (Nick Saban) |
| Texas | Holiday 12-30-03 | Washington St. 20-28 (Bill Doba) |
| Texas | Rose 1-1-05 | Michigan 38-37 (Lloyd Carr) |
| Texas | Rose 1-4-06 | Southern California 41-38 (Pete Carroll) |
| WATSON BROWN , 0-1-0 (Vanderbilt '72) | Born 4-19-50 | |
| UAB | Hawaii 12-24-04 | Hawaii 40-59 (June Jones) |
| FRANK BROYLES , 4-6-0 (Georgia Tech '47) | Born 12-26-24 | |
| Arkansas | Gator 1-2-60 | Duke 6-7 (Bill Murray) |
| Arkansas | Cotton 1-2-61 | Duke 6-7 (Bill Murray) |
| Arkansas | Sugar 1-1-62 | Alabama 3-10 (Paul "Bear" Bryant) |
| Arkansas | Sugar 1-1-63 | Mississippi 13-17 (John Vaught) |
| Arkansas | Cotton 1-1-65 | Nebraska 10-7 (Bob Devaney) |
| Arkansas | Cotton 1-1-66 | LSU 7-14 (Charlie McClendon) |
| Arkansas | Sugar 1-1-69 | Georgia 16-2 (Vince Dooley) |
| Arkansas | Sugar 1-1-70 | Mississippi 22-27 (John Vaught) |
| Arkansas | Liberty 12-20-71 | Tennessee 13-14 (Bill Battle) |
| Arkansas | Cotton 1-1-76 | Georgia 31-10 (Vince Dooley) |
| EARLE BRUCE , 7-5-0 (Ohio St. '53) | Born 3-8-31 | |
| Tampa | Tangerine 12-29-72 | Kent St. 21-18 (Don James) |
| Iowa St. | Peach 12-31-77 | North Carolina St. 14-24 (Bo Rein) |
| Iowa St. | Hall of Fame 12-20-78 | Texas A&M 12-28 (Tom Wilson) |
| Ohio St. | Rose 1-1-80 | Southern California 16-17 (John Robinson) |
| Ohio St. | Fiesta 12-26-80 | Penn St. 19-31 (Joe Paterno) |
| Ohio St. | Liberty 12-30-81 | Navy 31-28 (George Welsh) |
| Ohio St. | Holiday 12-17-82 | Brigham Young 47-17 (LaVell Edwards) |
| Ohio St. | Fiesta 1-2-84 | Pittsburgh 28-23 (Foge Fazio) |
| Ohio St. | Rose 1-1-85 | Southern California 17-20 (Ted Tollner) |
| Ohio St. | Fla. Citrus 12-28-85 | Brigham Young 10-7 (LaVell Edwards) |
| Ohio St. | Cotton 1-1-87 | Texas A&M 28-12 (Jackie Sherrill) |
| Colorado St. | Freedom 12-29-90 | Oregon 32-31 (Rich Brooks) |
| MILT BRUHN , 0-2-0 (Minnesota '35) | Born 7-28-12 | |
| Wisconsin | Rose 1-1-60 | Washington 8-44 (Jim Owens) |
| Wisconsin | Rose 1-2-63 | Southern California 37-42 (John McKay) |
| MIKE BRUMBELOW , 2-1-0 (TCU '30) | Born 7-13-06 | |
| UTEP | Sun 1-1-54 | Southern Miss. 37-14 (Thad "Pie" Vann) |
| UTEP | Sun 1-1-55 | Florida St. 47-20 (Tom Nugent) |
| UTEP | Sun 1-1-57 | George Washington 0-13 (Eugene "Bo" Sherman) |
| PAUL "BEAR" BRYANT , 15-12-2 (Alabama '36) | Born 9-11-13 | |
| Kentucky | Great Lakes 12-6-47 | Villanova 24-14 (Jordan Oliver) |
| Kentucky | Orange 1-2-50 | Santa Clara 13-21 (Ben Casanova) |
| Kentucky | Sugar 1-1-51 | Oklahoma 13-7 (Lud Wilkinson) |
| Kentucky | Cotton 1-1-52 | TCU 20-7 (Leo "Dutch" Meyer) |
| Texas A&M | Gator 12-28-57 | Tennessee 0-3 (Bowden Wyatt) |
| Alabama | Liberty 12-19-59 | Penn St. 0-7 (Charles "Rip" Engle) |
| Alabama | Bluebonnet 12-17-60 | Texas 3-3 (Darrell Royal) |
| Alabama | Sugar 1-1-62 | Arkansas 10-3 (Frank Broyles) |
| Alabama | Orange 1-1-63 | Oklahoma 17-0 (Bud Wilkinson) |
| Alabama | Sugar 1-1-64 | Mississippi 12-7 (John Vaught) |
| Alabama | Orange 1-1-65 | Texas 17-21 (Darrell Royal) |
| Alabama | Orange 1-1-66 | Nebraska 39-28 (Bob Devaney) |

| Coach/School | Bowl/Date | Opponent/Score (Coach) |
|--|---------------------------|--|
| Alabama | Sugar 1-2-67 | Nebraska 34-7 (Bob Devaney) |
| Alabama | Cotton 1-1-68 | Texas A&M 16-20 (Gene Stallings) |
| Alabama | Gator 12-28-68 | Missouri 10-35 (Dan Devine) |
| Alabama | Liberty 12-13-69 | Colorado 33-47 (Eddie Crowder) |
| Alabama | Bluebonnet 12-31-70 | Oklahoma 24-24 (Chuck Fairbanks) |
| Alabama | Orange 1-1-72 | Nebraska 6-38 (Bob Devaney) |
| Alabama | Cotton 1-1-73 | Texas 13-17 (Darrell Royal) |
| Alabama | Sugar 12-31-73 | Notre Dame 23-24 (Ara Parseghian) |
| Alabama | Orange 1-1-75 | Notre Dame 11-13 (Ara Parseghian) |
| Alabama | Sugar 12-31-75 | Penn St. 13-6 (Joe Paterno) |
| Alabama | Liberty 12-20-76 | UCLA 36-6 (Terry Donahue) |
| Alabama | Sugar 1-2-78 | Ohio St. 35-6 (Woody Hayes) |
| Alabama | Sugar 1-1-79 | Penn St. 14-7 (Joe Paterno) |
| Alabama | Sugar 1-1-80 | Arkansas 24-9 (Lou Holtz) |
| Alabama | Cotton 1-1-81 | Arkansas 30-2 (Grant Teaff) |
| Alabama | Cotton 1-1-82 | Texas 12-14 (Fred Akers) |
| Alabama | Liberty 12-29-82 | Illinois 21-15 (Mike White) |
| JOHN BUNTING , 1-1-0 (North Carolina '72) | Born 7-15-50 | |
| North Carolina | Peach 12-31-01 | Auburn 16-10 (Tommy Tuberville) |
| North Carolina | Continental Tire 12-30-04 | Boston College 24-37 (Tom O'Brien) |
| FRANK BURNS , 0-1-0 (Rutgers '49) | Born 3-16-28 | |
| Rutgers | Garden State 12-16-78 | Arizona St. 18-34 (Frank Kush) |
| LEON BURTNETT , 0-1-0 (Southwestern [Kan.] '65) | Born 5-30-43 | |
| Purdue | Peach 12-31-84 | Virginia 24-27 (George Welsh) |
| WALLY BUTTS , 5-2-1 (Mercer '28) | Born 2-7-05 | |
| Georgia | Orange 1-1-42 | TCU 40-26 (Leo "Dutch" Meyer) |
| Georgia | Rose 1-1-43 | UCLA 9-0 (Edwin "Babe" Horrell) |
| Georgia | Oil 1-1-46 | Tulsa 20-6 (Henry Frnka) |
| Georgia | Sugar 1-1-47 | North Carolina 20-10 (Carl Snavely) |
| Georgia | Gator 1-1-48 | Maryland 20-20 (Jim Tatum) |
| Georgia | Orange 1-1-49 | Texas 28-41 (Blair Cherry) |
| Georgia | Presidential Cup 12-9-50 | Texas A&M 20-40 (Harry Stiteler) |
| Georgia | Orange 1-1-60 | Missouri 14-0 (Dan Devine) |
| JIM CALDWELL , 1-0-0 (Iowa '77) | Born 1-16-55 | |
| Wake Forest | Aloha Classic 12-25-99 | Arizona St. 23-3 (Bruce Snyder) |
| BILL CALLAHAN , 1-0-0 (Benedictine [Ill.] '78) | Born 7-31-56 | |
| Nebraska | Alamo 12-28-05 | Michigan 32-28 (Lloyd Carr) |
| EDDIE CAMERON , 1-0-0 (Wash. & Lee '24) | Born 4-22-02 | |
| Duke | Sugar 1-1-45 | Alabama 29-26 (Frank Thomas) |
| FRANK CAMP , 1-0-0 (Transylvania '30) | Born 12-23-05 | |
| Louisville | Sun 1-1-58 | Drake 34-20 (Warren Gaer) |
| JIM CARLEN , 2-5-1 (Georgia Tech '55) | Born 7-11-33 | |
| West Virginia | Peach 12-30-69 | South Carolina 14-3 (Paul Dietzel) |
| Texas Tech | Sun 12-19-70 | Georgia Tech 9-17 (Bud Carson) |
| Texas Tech | Sun 12-30-72 | North Carolina 28-32 (Bill Dooley) |
| Texas Tech | Gator 12-29-73 | Tennessee 28-19 (Bill Battle) |
| Texas Tech | Peach 12-28-74 | Vanderbilt 6-6 (Steve Sloan) |
| South Carolina | Tangerine 12-20-75 | Miami (Ohio) 7-20 (Dick Crum) |
| South Carolina | Hall of Fame 12-29-79 | Missouri 14-24 (Warren Powers) |
| South Carolina | Gator 12-29-80 | Pittsburgh 8-37 (Jackie Sherrill) |
| CLYDE CARPENTER , 0-0-1 (Montana '32) | Born 4-17-08 | |
| Montana St. | Harbor 1-1-47 | New Mexico 13-13 (Willis Barnes) |
| LLOYD CARR , 5-6-0 (Northern Mich. '68) | Born 7-30-45 | |
| Michigan | Alamo 12-28-95 | Texas A&M 20-22 (R.C. Slocum) |
| Michigan | Outback 1-1-97 | Alabama 14-17 (Gene Stallings) |
| Michigan | Rose 1-1-98 | Washington St. 21-16 (Mike Rice) |
| Michigan | Florida Citrus 1-1-99 | Arkansas 45-31 (Houston Nutt) |
| Michigan | Orange 1-1-00 | Alabama 35-34 (ot) (Mike DuBose) |
| Michigan | Fla. Citrus 1-1-01 | Auburn 31-28 (Tommy Tuberville) |
| Michigan | Fla. Citrus 1-1-02 | Tennessee 17-45 (Phillip Fulmer) |
| Michigan | Outback 1-1-03 | Florida 38-30 (Ron Zook) |
| Michigan | Rose 1-1-04 | Southern California 14-28 (Pete Carroll) |
| Michigan | Rose 1-1-05 | Texas 37-38 (Mack Brown) |
| Michigan | Alamo 12-28-05 | Nebraska 28-32 (Bill Callahan) |
| PETE CARROLL , 3-2-0 (Pacific '73) | Born 9-15-51 | |
| Southern California .. | Las Vegas 12-25-01 | Utah 6-10 (Ron McBride) |
| Southern California .. | Orange 1-2-03 | Iowa 38-17 (Kirk Ferentz) |
| Southern California .. | Rose 1-1-04 | Michigan 28-14 (Lloyd Carr) |
| Southern California .. | Orange 1-4-05 | Oklahoma 55-19 (Bob Stoops) |
| Southern California .. | Rose 1-4-06 | Texas 38-41 (Mack Brown) |
| BUD CARSON , 1-1-0 (North Carolina '52) | Born 4-28-30 | |
| Georgia Tech | Sun 12-19-70 | Texas Tech 17-9 (Jim Carlen) |
| Georgia Tech | Peach 12-30-71 | Mississippi 18-41 (Billy Kinard) |
| LEN CASANOVA , 2-2-0 (Santa Clara '27) | Born 6-12-05 | |
| Santa Clara | Orange 1-2-50 | Kentucky 21-13 (Paul "Bear" Bryant) |
| Oregon | Rose 1-1-58 | Ohio St. 7-10 (Woody Hayes) |
| Oregon | Liberty 12-17-60 | Penn St. 12-41 (Charles "Rip" Engle) |
| Oregon | Sun 12-31-63 | SMU 21-14 (Hayden Fry) |
| MILES CASTEEL , 0-1-0 (Kalamazoo '25) | Born 12-30-1896 | |
| Arizona | Salad 1-1-49 | Drake 13-14 (Al Kawal) |

| Coach/School | Bowl/Date | Opponent/Score (Coach) |
|---|-----------------------|---|
| PETE CAWTHON , 0-2-0 (Southwestern [Tex.] '20) | Born 8-24-1898 | West Virginia 6-7 (Marshall "Little Sleepy" Glenn) |
| Texas Tech..... | Sun 1-1-38 | St. Mary's (Cal.) 13-20 (Edward "Slip" Madigan) |
| Texas Tech..... | Cotton 1-2-39 | |
| BLAIR CHERRY , 2-1-0 (TCU '24) | Born 9-7-01 | |
| Texas..... | Sugar 1-1-48 | Alabama 27-7 (Harold "Red" Drew) |
| Texas..... | Orange 1-1-49 | Georgia 41-28 (Wally Butts) |
| Texas..... | Cotton 1-1-51 | Tennessee 14-20 (Bob Neyland) |
| JERRY CLAIBORNE , 3-8-0 (Kentucky '50) | Born 8-26-28 | |
| Virginia Tech..... | Liberty 12-10-66 | Miami (Fla.) 7-14 (Charlie Tate) |
| Virginia Tech..... | Liberty 12-14-68 | Mississippi 17-34 (John Vaught) |
| Maryland..... | Peach 12-28-73 | Georgia 16-17 (Vince Dooley) |
| Maryland..... | Liberty 12-16-74 | Tennessee 3-7 (Bill Battle) |
| Maryland..... | Gator 12-29-75 | Florida 13-0 (Doug Dickey) |
| Maryland..... | Cotton 1-1-77 | Houston 21-30 (Bill Yeoman) |
| Maryland..... | Hall of Fame 12-22-77 | Minnesota 17-7 (Cal Stoll) |
| Maryland..... | Sun 12-23-78 | Texas 0-42 (Fred Akers) |
| Maryland..... | Tangerine 12-20-80 | Florida 20-35 (Charley Pell) |
| Kentucky..... | Hall of Fame 12-22-83 | West Virginia 16-20 (Don Nehlen) |
| Kentucky..... | Hall of Fame 12-29-84 | Wisconsin 20-19 (Dave McClain) |
| LARRY COKER , 3-2-0 (Northeastern '70) | Born 6-23-48 | |
| Miami (Fla.)..... | Rose 1-3-02 | Nebraska 37-14 (Frank Solich) |
| Miami (Fla.)..... | Fiesta 1-3-02 | Ohio St. 24-31 (2 of) (Jim Tressel) |
| Miami (Fla.)..... | Orange 1-1-04 | Florida St. 16-14 (Bobby Bowden) |
| Miami (Fla.)..... | Peach 12-31-04 | Florida 27-10 (Charlie Strong) |
| Miami (Fla.)..... | Peach 12-30-05 | LSU 3-40 (Les Miles) |
| CECIL COLEMAN , 1-0-0 (Arizona St. '50) | Born 4-12-26 | |
| Fresno St..... | Mercy 11-23-61 | Bowling Green 36-6 (Doyt Perry) |
| BOBBY COLLINS , 3-2-0 (Mississippi St. '55) | Born 10-25-33 | |
| Southern Miss..... | Independence 12-13-70 | McNeese St. 16-14 (Ernie Duplechin) |
| Southern Miss..... | Tangerine 12-19-81 | Missouri 17-19 (Warren Powers) |
| SMU..... | Cotton 1-1-83 | Pittsburgh 7-3 (Foge Fazio) |
| SMU..... | Sun 12-24-83 | Alabama 7-28 (Ray Perkins) |
| SMU..... | Aloha 12-29-84 | Notre Dame 27-20 (Gerry Faust) |
| JOHN COOPER , 5-9-0 (Iowa St. '62) | Born 7-2-37 | |
| Arizona St..... | Holiday 12-22-85 | Arkansas 17-18 (Ken Hatfield) |
| Arizona St..... | Rose 1-1-87 | Michigan 22-15 (Glenn "Bo" Schembechler) |
| Arizona St..... | Freedom 12-30-87 | Air Force 33-28 (Fisher DeBerry) |
| Ohio St..... | Hall of Fame 1-1-90 | Auburn 14-31 (Pat Dye) |
| Ohio St..... | Liberty 12-27-90 | Air Force 11-23 (Fisher DeBerry) |
| Ohio St..... | Hall of Fame 1-1-92 | Syracuse 17-24 (Paul Pasqualoni) |
| Ohio St..... | Fla. Citrus 1-1-93 | Georgia 14-21 (Ray Goff) |
| Ohio St..... | Holiday 12-30-93 | Brigham Young 28-21 (LaVell Edwards) |
| Ohio St..... | Fla. Citrus 1-2-95 | Alabama 17-24 (Gene Stallings) |
| Ohio St..... | Fla. Citrus 1-1-96 | Tennessee 14-20 (Phillip Fulmer) |
| Ohio St..... | Rose 1-1-97 | Arizona St. 20-17 (Bruce Snyder) |
| Ohio St..... | Sugar 1-1-98 | Florida St. 14-31 (Bobby Bowden) |
| Ohio St..... | Sugar 1-1-99 | Texas A&M 24-14 (R.C. Slocum) |
| Ohio St..... | Outback 1-1-01 | South Carolina 7-24 (Lou Holtz) |
| LEE CORSO , 1-0-1 (Florida St. '57) | Born 8-7-35 | |
| Louisville..... | Pasadena 12-19-70 | Long Beach St. 24-24 (Jim Stangeland) |
| Indiana..... | Holiday 12-21-79 | Brigham Young 38-37 (LaVell Edwards) |
| GENE CORUM , 0-1-0 (West Virginia '48) | Born 5-29-21 | |
| West Virginia..... | Liberty 12-19-64 | Utah 6-32 (Ray Nagel) |
| DON CORYELL , 1-0-0 (Washington '50) | Born 10-17-24 | |
| San Diego St..... | Pasadena 12-6-69 | Boston U. 28-7 (Larry Naviaux) |
| TOM COUGHLIN , 1-1-0 (Syracuse '68) | Born 8-31-46 | |
| Boston College..... | Hall of Fame 1-1-93 | Tennessee 23-38 (Phillip Fulmer) |
| Boston College..... | Carquest 1-1-94 | Virginia 31-13 (George Welsh) |
| TED COX , 1-0-0 (Minnesota '26) | Born 6-30-03 | |
| Tulane..... | Sugar 1-1-35 | Temple 20-14 (Glenn "Pop" Warner) |
| JEFF CRAVATH , 2-2-0 (Southern California '27) | Born 2-5-05 | |
| Southern California.. | Rose 1-1-44 | Washington 29-0 (Ralph "Pest" Welch) |
| Southern California.. | Rose 1-1-45 | Tennessee 25-0 (John Barnhill) |
| Southern California.. | Rose 1-1-46 | Alabama 14-34 (Frank Thomas) |
| Southern California.. | Rose 1-1-48 | Michigan 0-49 (H.O. "Fritz" Crisler) |
| H.O. "FRITZ" CRISLER , 1-0-0 (Chicago '22) | Born 1-2-1899 | |
| Michigan..... | Rose 1-1-48 | Southern California 49-0 (Jeff Cravath) |
| EDDIE CROWDER , 3-2-0 (Oklahoma '55) | Born 8-26-31 | |
| Colorado..... | Bluebonnet 12-23-67 | Miami (Fla.) 31-21 (Charlie Tate) |
| Colorado..... | Liberty 12-13-69 | Alabama 47-33 (Paul "Bear" Bryant) |
| Colorado..... | Liberty 12-12-70 | Tulane 3-17 (Jim Pittman) |
| Colorado..... | Bluebonnet 12-31-71 | Houston 29-17 (Bill Yeoman) |
| Colorado..... | Gator 12-20-72 | Auburn 3-24 (Ralph "Shug" Jordan) |
| JACK CROWE , 0-1-0 (UAB '70) | Born 4-6-48 | |
| Arkansas..... | Independence 12-29-91 | Georgia 15-24 (Ray Goff) |
| JIM CROWLEY , 1-1-0 (Notre Dame '25) | Born 9-10-02 | |
| Fordham..... | Cotton 1-1-41 | Texas A&M 12-13 (Homer Norton) |
| Fordham..... | Sugar 1-1-42 | Missouri 2-0 (Don Faurot) |

| Coach/School | Bowl/Date | Opponent/Score (Coach) |
|---|-------------------------|---|
| GARY CROWTON , 0-1-0 (Brigham Young '83) | Born 6-14-57 | |
| Brigham Young..... | Liberty 12-31-01 | Louisville 10-28 (John L. Smith) |
| DICK CRUM , 6-2-0 (Mount Union '57) | Born 4-29-34 | |
| Miami (Ohio)..... | Tangerine 12-21-74 | Georgia 21-10 (Vince Dooley) |
| Miami (Ohio)..... | Tangerine 12-20-75 | South Carolina 20-7 (Jim Carlen) |
| North Carolina..... | Gator 12-28-79 | Michigan 17-15 (Glenn "Bo" Schembechler) |
| North Carolina..... | Bluebonnet 12-31-80 | Texas 16-7 (Fred Akers) |
| North Carolina..... | Gator 12-28-81 | Arkansas 31-27 (Lou Holtz) |
| North Carolina..... | Sun 12-25-82 | Texas 26-10 (Fred Akers) |
| North Carolina..... | Peach 12-30-83 | Florida St. 3-28 (Bobby Bowden) |
| North Carolina..... | Aloha 12-27-86 | Arizona 21-30 (Larry Smith) |
| FRAN CURCI , 1-0-0 (Miami [Fla.] '60) | Born 6-11-38 | |
| Kentucky..... | Peach 12-31-76 | North Carolina 21-0 (Bill Dooley) |
| BILL CURRY , 2-3-0 (Georgia Tech '65) | Born 10-21-42 | |
| Georgia Tech..... | Hall of Fame 12-31-85 | Michigan St. 17-14 (George Perles) |
| Alabama..... | Hall of Fame 1-2-88 | Michigan 24-28 (Glenn "Bo" Schembechler) |
| Alabama..... | Sun 12-24-88 | Army 29-28 (Jim Young) |
| Alabama..... | Sugar 1-1-90 | Miami (Fla.) 25-33 (Dennis Erickson) |
| Kentucky..... | Peach 12-31-93 | Clemson 13-14 (Tommy West) |
| JACK "CACTUS JACK" CURTICE , 1-1-0 | (Transylvania '30) | Born 5-24-07 |
| UTEP..... | Sun 1-1-49 | West Virginia 12-21 (Dud DeGroot) |
| UTEP..... | Sun 1-2-50 | Georgetown 33-20 (Bob Margarita) |
| DAVID CUTCLIFFE , 4-1-0 (Alabama '76) | Born 9-16-54 | |
| Mississippi..... | Independence 12-31-98 | Texas Tech 35-18 (Spike Dykes) |
| Mississippi..... | Independence 12-31-99 | Oklahoma 27-25 (Bob Stoops) |
| Mississippi..... | Music City 12-28-00 | West Virginia 38-49 (Don Nehlen) |
| Mississippi..... | Independence 12-27-02 | Nebraska 27-23 (Frank Solich) |
| Mississippi..... | Cotton 1-2-04 | Oklahoma St. 31-28 (Les Miles) |
| JOHN "OX" De GROS , 0-1-0 (Colgate '26) | Born 2-17-02 | |
| Holy Cross..... | Orange 1-1-46 | Miami (Fla.) 6-13 (Jack Harding) |
| MARK DANTONIO , 1-0-0 (South Carolina '79) | Born 3-9-56 | |
| Cincinnati..... | Fort Worth 12-23-04 | Marshall 32-14 (Bob Pruett) |
| GARY DARNELL , 0-1-0 (Oklahoma St. '71) | Born 10-15-48 | |
| Florida..... | Freedom 12-29-89 | Washington 7-34 (Don James) |
| DUFFY DAUGHERTY , 1-1-0 (Syracuse '40) | Born 9-8-15 | |
| Michigan St..... | Rose 1-2-56 | UCLA 17-14 (Henry "Red" Sanders) |
| Michigan St..... | Rose 1-1-66 | UCLA 12-14 (Tommy Prothro) |
| BOB DAVIE , 0-3-0 (Youngstown St. '76) | Born 9-30-54 | |
| Notre Dame..... | Independence 12-28-97 | LSU 9-27 (Gerry DiNardo) |
| Notre Dame..... | Gator 1-1-99 | Georgia Tech 28-35 (George O'Leary) |
| Notre Dame..... | Fiesta 1-1-01 | Oregon St. 9-41 (Dennis Erickson) |
| BOB DAVIS , 0-1-0 (Utah '30) | Born 2-13-08 | |
| Colorado St..... | Raisin 1-1-49 | Occidental 20-21 (Roy Dennis) |
| BUTCH DAVIS , 4-0-0 (Arkansas '74) | Born 11-17-51 | |
| Miami (Fla.)..... | Carquest 12-27-96 | Virginia 31-21 (George Welsh) |
| Miami (Fla.)..... | Micron PC 12-29-98 | North Carolina St. 46-23 (Mike O'Cain) |
| Miami (Fla.)..... | Gator 1-1-00 | Georgia Tech 28-13 (George O'Leary) |
| Miami (Fla.)..... | Sugar 1-2-01 | Florida 37-20 (Steve Spurrier) |
| PAUL DAVIS , 1-0-0 (Mississippi '47) | Born 2-3-22 | |
| Mississippi St..... | Liberty 12-21-63 | North Carolina St. 16-12 (Earle Edwards) |
| LOWELL "RED" DAWSON , 0-1-0 (Tulane '30) | Born 12-26-06 | |
| Tulane..... | Sugar 1-1-40 | Texas A&M 13-14 (Homer Norton) |
| FISHER DeBERRY , 6-6-0 (Wofford '60) | Born 9-9-38 | |
| Air Force..... | Independence 12-15-84 | Virginia Tech 23-7 (Bill Dooley) |
| Air Force..... | Bluebonnet 12-31-85 | Texas 24-16 (Fred Akers) |
| Air Force..... | Freedom 12-30-87 | Arizona St. 28-33 (John Cooper) |
| Air Force..... | Liberty 12-29-89 | Mississippi 29-42 (Billy Brewer) |
| Air Force..... | Liberty 12-27-90 | Ohio St. 23-11 (John Cooper) |
| Air Force..... | Liberty 12-29-91 | Mississippi St. 38-15 (Jackie Sherrill) |
| Air Force..... | Liberty 12-31-92 | Mississippi 0-13 (Billy Brewer) |
| Air Force..... | Copper 12-27-95 | Texas Tech 41-55 (Spike Dykes) |
| Air Force..... | Las Vegas 12-20-97 | Oregon 13-41 (Mike Bellotti) |
| Air Force..... | Oahu Classic 12-25-98 | Washington 45-25 (Jim Lambright) |
| Air Force..... | Silicon Valley 12-31-00 | Fresno St. 37-34 (Pat Hill) |
| Air Force..... | San Francisco 12-31-02 | Virginia Tech 13-20 (Frank Beamer) |
| DUD DeGROOT , 1-0-0 (Stanford '24) | Born 11-20-1895 | |
| West Virginia..... | Sun 1-1-49 | UTEP 21-12 (Jack "Cactus Jack" Curtice) |
| ROY DENNIS , 1-0-0 (Occidental '33) | Born 5-13-05 | |
| Occidental..... | Raisin 1-1-49 | Colorado St. 21-20 (Bob Davis) |
| HERB DEROMEDI , 0-1-0 (Michigan '60) | Born 5-26-39 | |
| Central Mich..... | California 12-8-90 | San Jose St. 24-48 (Terry Shea) |
| BOB DEVANEY , 7-3-0 (Alma '39) | Born 4-2-15 | |
| Wyoming..... | Sun 12-31-58 | Hardin-Simmons 14-6 (Sammy Baugh) |
| Nebraska..... | Gotham 12-15-62 | Miami (Fla.) 36-34 (Andy Gustafson) |
| Nebraska..... | Orange 1-1-64 | Auburn 13-7 (Ralph "Shug" Jordan) |
| Nebraska..... | Cotton 1-1-65 | Arkansas 7-10 (Frank Broyles) |
| Nebraska..... | Orange 1-1-66 | Alabama 28-39 (Paul "Bear" Bryant) |

| Coach/School | Bowl/Date | Opponent/Score (Coach) |
|--|-----------------------|--|
| Nebraska | Sugar 1-2-67 | Alabama 7-34 (Paul "Bear" Bryant) |
| Nebraska | Sun 12-20-69 | Georgia 45-6 (Vince Dooley) |
| Nebraska | Orange 1-1-71 | LSU 17-12 (Charlie McClendon) |
| Nebraska | Orange 1-1-72 | Alabama 38-6 (Paul "Bear" Bryant) |
| Nebraska | Orange 1-1-73 | Notre Dame 40-6 (Ara Parseghian) |
| DAN DEVINE , 7-3-0 (Minn. Duluth '48) | Born 12-23-24 | |
| Missouri | Orange 1-1-60 | Georgia 0-14 (Wally Butts) |
| Missouri | Orange 1-2-61 | Navy 21-14 (Wayne Hardin) |
| Missouri | Bluebonnet 12-22-62 | Georgia Tech 14-10 (Bobby Dodd) |
| Missouri | Sugar 1-1-66 | Florida 20-18 (Ray Graves) |
| Missouri | Gator 12-28-68 | Alabama 35-10 (Paul "Bear" Bryant) |
| Missouri | Orange 1-1-70 | Penn St. 3-10 (Joe Paterno) |
| Notre Dame | Gator 12-27-76 | Penn St. 20-9 (Joe Paterno) |
| Notre Dame | Cotton 1-2-78 | Texas 38-10 (Fred Akers) |
| Notre Dame | Cotton 1-1-79 | Houston 35-34 (Bill Yeoman) |
| Notre Dame | Sugar 1-1-81 | Georgia 10-17 (Vince Dooley) |
| PHIL DICKENS , 1-0-0 (Tennessee '37) | Born 6-29-14 | |
| Wyoming | Sun 1-2-56 | Texas Tech 21-14 (DeWitt Weaver) |
| DARRELL DICKEY , 1-3-0 (Kansas St. '84) | Born 12-6-59 | |
| North Texas | New Orleans 12-18-01 | Colorado St. 20-45 (Sonny Lubick) |
| North Texas | New Orleans 12-17-02 | Cincinnati 24-19 (Rick Minter) |
| North Texas | New Orleans 12-16-03 | Memphis 17-27 (Tommy West) |
| North Texas | New Orleans 12-14-04 | Southern Miss. 10-31 (Jeff Bower) |
| DOUG DICKEY , 2-7-0 (Florida '54) | Born 6-24-32 | |
| Tennessee | Bluebonnet 12-18-65 | Tulsa 27-6 (Glenn Dobbs) |
| Tennessee | Gator 12-31-66 | Syracuse 18-12 (Ben Schwartzwalder) |
| Tennessee | Orange 1-1-68 | Oklahoma 24-26 (Chuck Fairbanks) |
| Tennessee | Cotton 1-1-69 | Texas 13-35 (Darrell Royal) |
| Tennessee | Gator 12-27-69 | Florida 13-14 (Ray Graves) |
| Florida | Tangerine 12-22-73 | Miami (Ohio) 7-16 (Bill Mallory) |
| Florida | Sugar 12-31-74 | Nebraska 10-13 (Tom Osborne) |
| Florida | Gator 12-29-75 | Maryland 0-13 (Jerry Claiborne) |
| Florida | Sun 1-2-77 | Texas A&M 14-37 (Emory Bellard) |
| JIM DICKEY , 0-1-0 (Houston '56) | Born 3-22-34 | |
| Kansas St. | Independence 12-11-82 | Wisconsin 3-14 (Dave McClain) |
| BILL "LONE STAR" DIETZ , 1-0-0 (Carlisle '12) | Born 8-15-1885 | |
| Washington St. | Rose 1-1-16 | Brown 14-0 (Ed Robinson) |
| PAUL DIETZEL , 2-2-0 (Miami [Ohio] '48) | Born 9-5-24 | |
| LSU | Sugar 1-1-59 | Clemson 7-0 (Frank Howard) |
| LSU | Sugar 1-1-60 | Mississippi 0-21 (John Vaught) |
| LSU | Orange 1-1-62 | Colorado 25-7 (Sonny Grandelius) |
| South Carolina | Peach 12-20-69 | West Virginia 3-14 (Jim Carlen) |
| GERRY DINARDO , 3-0-0 (Notre Dame '75) | Born 11-10-52 | |
| LSU | Independence 12-29-95 | Michigan St. 45-26 (Nick Saban) |
| LSU | Peach 12-28-96 | Clemson 10-7 (Tommy West) |
| LSU | Independence 12-28-97 | Notre Dame 27-9 (Bob Davie) |
| BILL DOBA , 1-0-0 (Ball St. '62) | Born 9-7-40 | |
| Washington St. | Holiday 12-30-03 | Texas 28-20 (Mack Brown) |
| BOBBY DOBBS , 2-0-0 (Army '46) | Born 10-13-22 | |
| UTEP | Sun 12-31-65 | TCU 13-12 (Abe Martin) |
| UTEP | Sun 12-30-67 | Mississippi 14-7 (John Vaught) |
| GLENN DOBBS , 1-1-0 (Tulsa '43) | Born 7-12-20 | |
| Tulsa | Bluebonnet 12-19-64 | Mississippi 14-7 (John Vaught) |
| Tulsa | Bluebonnet 12-18-65 | Tennessee 6-27 (Doug Dickey) |
| BOBBY DODD , 9-4-0 (Tennessee '31) | Born 11-11-08 | |
| Georgia Tech | Oil 1-1-47 | St. Mary's (Cal.) 41-19 (Jimmy Phelan) |
| Georgia Tech | Orange 1-1-48 | Kansas 20-14 (George Sauer) |
| Georgia Tech | Orange 1-1-52 | Baylor 17-14 (George Sauer) |
| Georgia Tech | Sugar 1-1-53 | Mississippi 24-7 (John Vaught) |
| Georgia Tech | Sugar 1-1-54 | West Virginia 42-19 (Art Lewis) |
| Georgia Tech | Cotton 1-1-55 | Arkansas 14-6 (Bowden Wyatt) |
| Georgia Tech | Sugar 1-2-56 | Pittsburgh 7-0 (John Michelosen) |
| Georgia Tech | Gator 12-29-56 | Pittsburgh 21-14 (John Michelosen) |
| Georgia Tech | Gator 1-2-60 | Arkansas 7-14 (Frank Broyles) |
| Georgia Tech | Gator 12-30-61 | Penn St. 15-30 (Charles "Rip" Engle) |
| Georgia Tech | Bluebonnet 12-22-62 | Missouri 10-14 (Dan Devine) |
| Georgia Tech | Gator 12-31-65 | Texas Tech 31-21 (J.T. King) |
| Georgia Tech | Orange 1-2-67 | Florida 12-27 (Ray Graves) |
| ED DOHERTY , 0-2-0 (Boston College '44) | Born 7-25-18 | |
| Arizona St. | Salad 1-1-50 | Xavier (Ohio) 21-33 (Ed Kluska) |
| Arizona St. | Salad 1-1-51 | Miami (Ohio) 21-34 (Woody Hayes) |
| JACK DOLAND , 1-0-0 (Tulane '50) | Born 3-3-28 | |
| McNeese St. | Independence 12-13-76 | Tulsa 20-16 (F.A. Dry) |
| TERRY DONAHUE , 8-4-1 (UCLA '67) | Born 6-24-44 | |
| UCLA | Liberty 12-30-76 | Alabama 6-36 (Paul "Bear" Bryant) |
| UCLA | Fiesta 12-25-78 | Arkansas 10-10 (Lou Holtz) |
| UCLA | Bluebonnet 12-31-81 | Michigan 14-33 (Glenn "Bo" Schembechler) |
| UCLA | Rose 1-1-83 | Michigan 24-14 (Glenn "Bo" Schembechler) |
| UCLA | Rose 1-2-84 | Illinois 45-9 (Mike White) |
| UCLA | Fiesta 1-1-85 | Miami (Fla.) 39-37 (Jimmy Johnson) |

| Coach/School | Bowl/Date | Opponent/Score (Coach) |
|--|------------------------------|---|
| UCLA | Rose 1-1-86 | Iowa 45-28 (Hayden Fry) |
| UCLA | Freedom 12-30-86 | Brigham Young 31-10 (LaVell Edwards) |
| UCLA | Aloha 12-25-87 | Florida 20-16 (Galen Hall) |
| UCLA | Cotton 1-2-89 | Arkansas 17-3 (Ken Hatfield) |
| UCLA | John Hancock 12-31-91 | Illinois 6-3 (Lou Tepper) |
| UCLA | Rose 1-1-94 | Wisconsin 16-21 (Barry Alvarez) |
| UCLA | Aloha 12-25-95 | Kansas 30-51 (Glen Mason) |
| JIM DONNAN , 4-0-0 (North Carolina St. '68) | Born 1-29-45 | |
| Georgia | Outback 1-1-98 | Wisconsin 33-6 (Barry Alvarez) |
| Georgia | Peach 12-31-98 | Virginia 35-33 (George Welsh) |
| Georgia | Outback 1-1-00 | Purdue 28-25 (ot) (Joe Tiller) |
| Georgia | Oahu Classic 12-24-00 | Virginia 37-14 (George Welsh) |
| BILL DOOLEY , 3-7-0 (Mississippi St. '56) | Born 5-19-34 | |
| North Carolina | Peach 12-30-70 | Arizona St. 26-48 (Frank Kush) |
| North Carolina | Gator 12-31-71 | Georgia 3-7 (Vince Dooley) |
| North Carolina | Sun 12-30-72 | Texas Tech 32-28 (Jim Carlen) |
| North Carolina | Sun 12-28-74 | Mississippi St. 24-26 (Bob Tyler) |
| North Carolina | Peach 12-31-76 | Kentucky 0-21 (Fran Curci) |
| North Carolina | Liberty 12-19-77 | Nebraska 17-21 (Tom Osborne) |
| Virginia Tech | Peach 1-2-81 | Miami (Fla.) 10-20 (Howard Schnellenberger) |
| Virginia Tech | Independence 12-15-84 | Air Force 7-23 (Fisher DeBerry) |
| Virginia Tech | Peach 12-31-86 | North Carolina St. 25-24 (Dick Sheridan) |
| Wake Forest | Independence 12-31-92 | Oregon 39-35 (Rich Brooks) |
| VINCE DOOLEY , 8-10-2 (Auburn '54) | Born 9-4-32 | |
| Georgia | Sun 12-26-64 | Texas Tech 7-0 (J.T. King) |
| Georgia | Cotton 12-31-66 | SMU 24-9 (Hayden Fry) |
| Georgia | Liberty 12-16-67 | North Carolina St. 7-14 (Earle Edwards) |
| Georgia | Sugar 1-1-69 | Arkansas 2-16 (Frank Broyles) |
| Georgia | Sun 12-20-69 | Nebraska 6-45 (Bob Devaney) |
| Georgia | Gator 12-31-71 | North Carolina 7-3 (Bill Dooley) |
| Georgia | Peach 12-28-73 | Maryland 17-16 (Jerry Claiborne) |
| Georgia | Tangerine 12-21-74 | Miami (Ohio) 10-21 (Dick Crum) |
| Georgia | Cotton 1-1-76 | Arkansas 10-31 (Frank Broyles) |
| Georgia | Sugar 1-1-77 | Pittsburgh 3-27 (Johnny Majors) |
| Georgia | Bluebonnet 12-31-78 | Stanford 22-25 (Bill Walsh) |
| Georgia | Sugar 1-1-81 | Notre Dame 17-10 (Dan Devine) |
| Georgia | Sugar 1-1-82 | Pittsburgh 20-24 (Jackie Sherrill) |
| Georgia | Sugar 1-1-83 | Penn St. 23-27 (Joe Paterno) |
| Georgia | Cotton 1-2-84 | Texas 10-9 (Fred Akers) |
| Georgia | Fla. Citrus 12-22-84 | Florida St. 17-17 (Bobby Bowden) |
| Georgia | Sun 12-28-85 | Arizona 13-13 (Larry Smith) |
| Georgia | Hall of Fame 12-23-86 | Boston College 24-27 (Jack Bicknell) |
| Georgia | Liberty 12-29-87 | Arkansas 20-17 (Ken Hatfield) |
| Georgia | Gator 1-1-89 | Michigan St. 34-27 (George Perles) |
| CHARLES "GUS" DORAIS , 0-1-0 (Notre Dame '14) | Born 7-21-1891 | |
| Gonzaga | San Diego East-West 12-25-22 | West Virginia 13-21 (Clarence "Doc" Spears) |
| KARL DORRELL , 1-2-0 (UCLA '87) | Born 12-18-63 | |
| UCLA | Silicon Valley 12-30-03 | Fresno St. 9-17 (Pat Hill) |
| UCLA | Las Vegas 12-23-04 | Wyoming 21-34 (Joe Glenn) |
| UCLA | Sun 12-30-05 | Northwestern 50-38 (Randy Walker) |
| HAROLD "RED" DREW , 1-2-0 (Bates '16) | Born 11-9-1894 | |
| Alabama | Sugar 1-1-48 | Texas 7-27 (Blair Cherry) |
| Alabama | Orange 1-1-53 | Syracuse 61-6 (Ben Schwartzwalder) |
| Alabama | Cotton 1-1-54 | Rice 6-28 (Jess Neely) |
| BILL DRIVER , 0-1-0 (Missouri '09) | Born 11-7-1883 | |
| TCU | Fort Worth Classic 1-1-21 | Centre 7-63 (Charley Moran) |
| F.A. DRY , 0-1-0 (Oklahoma St. '53) | Born 9-2-31 | |
| Tulsa | Independence 12-13-76 | McNeese St. 16-20 (Jack Doland) |
| MIKE DUBOSE , 0-2-0 (Alabama '74) | Born 1-5-53 | |
| Alabama | Music City 12-29-98 | Virginia Tech 7-38 (Frank Beamer) |
| Alabama | Orange 1-1-00 | Michigan 34-35 (ot) (Lloyd Carr) |
| ERNIE DUPLECHIN , 0-2-0 (Louisiana Col. '55) | Born 7-19-32 | |
| McNeese St. | Independence 12-15-79 | Syracuse 7-31 (Frank Maloney) |
| McNeese St. | Independence 12-13-80 | Southern Miss. 14-16 (Bobby Collins) |
| PAT DYE , 7-2-1 (Georgia '62) | Born 11-6-39 | |
| East Caro. | Independence 12-16-78 | Louisiana Tech 35-13 (Maxie Lambright) |
| Auburn | Tangerine 12-18-82 | Boston College 33-26 (Jack Bicknell) |
| Auburn | Sugar 1-2-84 | Michigan 9-7 (Glenn "Bo" Schembechler) |
| Auburn | Liberty 12-27-84 | Arkansas 21-15 (Ken Hatfield) |
| Auburn | Cotton 1-1-86 | Texas A&M 16-36 (Jackie Sherrill) |
| Auburn | Fla. Citrus 1-1-87 | Southern California 16-7 (Ted Tollner) |
| Auburn | Sugar 1-1-88 | Syracuse 16-16 (Dick MacPherson) |
| Auburn | Sugar 1-2-89 | Florida St. 7-13 (Bobby Bowden) |
| Auburn | Hall of Fame 1-1-90 | Ohio St. 31-14 (John Cooper) |
| Auburn | Peach 12-29-90 | Indiana 27-23 (Bill Mallory) |
| SPIKE DYKES , 2-5-0 (Stephen F. Austin '59) | Born 4-15-38 | |
| Texas Tech | Independence 12-20-86 | Mississippi 17-20 (Billy Brewer) |
| Texas Tech | All-American 12-28-89 | Duke 49-21 (Steve Spurrier) |
| Texas Tech | John Hancock 12-24-93 | Oklahoma 10-41 (Gary Gibbs) |

| Coach/School | Bowl/Date | Opponent/Score (Coach) |
|---|-----------------------|--|
| Texas Tech..... | Cotton 1-2-95 | Southern California 14-55 (John Robinson) |
| Texas Tech..... | Copper 12-27-95 | Air Force 55-41 (Fisher DeBerry) |
| Texas Tech..... | Alamo 12-29-96 | Iowa 0-27 (Hayden Fry) |
| Texas Tech..... | Independence 12-31-98 | Mississippi 18-35 (David Cutcliffe) |
| LLOYD EATON , 1-1-0 (Black Hills St. '40) | Born 3-23-18 | |
| Wyoming..... | Sun 12-24-66 | Florida St. 28-20 (Bill Peterson) |
| Wyoming..... | Sugar 1-1-68 | LSU 13-20 (Charlie McClendon) |
| RANDY EDSALL , 1-0-0 (Syracuse '80) | Born 8-27-58 | |
| Connecticut..... | Motor City 12-27-04 | Toledo 39-10 (Tom Amstutz) |
| BILL EDWARDS , 1-0-0 (Wittenberg '31) | Born 6-21-05 | |
| Case Reserve..... | Sun 1-1-41 | Arizona St. 26-13 (Millard "Dixie" Howell) |
| EARLE EDWARDS , 1-1-0 (Penn St. '31) | Born 11-10-08 | |
| North Carolina St. | Liberty 12-21-63 | Mississippi St. 12-16 (Paul Davis) |
| North Carolina St. | Liberty 12-16-67 | Georgia 14-7 (Vince Dooley) |
| LaVELL EDWARDS , 7-14-1 (Utah St. '52) | Born 10-11-30 | |
| Brigham Young..... | Fiesta 12-28-74 | Oklahoma St. 6-16 (Jim Stanley) |
| Brigham Young..... | Tangerine 12-18-76 | Oklahoma St. 21-49 (Jim Stanley) |
| Brigham Young..... | Holiday 12-22-78 | Navy 16-23 (George Welsh) |
| Brigham Young..... | Holiday 12-21-79 | Indiana 37-38 (Lee Corso) |
| Brigham Young..... | Holiday 12-19-80 | SMU 46-45 (Ron Meyer) |
| Brigham Young..... | Holiday 12-18-81 | Washington St. 38-36 (Jim Walden) |
| Brigham Young..... | Holiday 12-17-82 | Ohio St. 17-47 (Earle Bruce) |
| Brigham Young..... | Holiday 12-23-83 | Missouri 21-17 (Warren Powers) |
| Brigham Young..... | Holiday 12-21-84 | Michigan 24-17 (Glenn "Bo" Schembechler) |
| Brigham Young..... | Fla. Citrus 12-28-85 | Ohio St. 7-10 (Earle Bruce) |
| Brigham Young..... | Freedom 12-30-86 | UCLA 10-31 (Terry Donahue) |
| Brigham Young..... | All-American 12-22-87 | Virginia 16-22 (George Welsh) |
| Brigham Young..... | Freedom 12-29-88 | Colorado 20-17 (Bill McCartney) |
| Brigham Young..... | Holiday 12-29-89 | Penn St. 39-50 (Joe Paterno) |
| Brigham Young..... | Holiday 12-29-90 | Texas A&M 14-65 (R.C. Slocum) |
| Brigham Young..... | Holiday 12-30-91 | Iowa 13-13 (Hayden Fry) |
| Brigham Young..... | Aloha 12-25-92 | Kansas 20-23 (Glen Mason) |
| Brigham Young..... | Holiday 12-30-93 | Ohio St. 21-28 (John Cooper) |
| Brigham Young..... | Copper 12-29-94 | Oklahoma 31-6 (Gary Gibbs) |
| Brigham Young..... | Cotton 1-1-97 | Kansas St. 19-15 (Bill Snyder) |
| Brigham Young..... | Liberty 12-31-98 | Tulane 27-41 (Chris Scelfo) |
| Brigham Young..... | Motor City 12-27-99 | Marshall 3-21 (Bob Pruett) |
| RAY ELIOT , 2-0-0 (Illinois '32) | Born 6-13-05 | |
| Illinois..... | Rose 1-1-47 | UCLA 45-14 (Bert LaBrucherie) |
| Illinois..... | Rose 1-1-52 | Stanford 40-7 (Chuck Taylor) |
| BENNIE ELLENDER , 0-1-0 (Tulane '48) | Born 3-2-25 | |
| Tulane..... | Bluebonnet 12-29-73 | Houston 7-47 (Bill Yeoman) |
| CHALMERS "BUMP" ELLIOTT , 1-0-0 (Michigan '48) | Born 1-30-25 | |
| Michigan..... | Rose 1-1-65 | Oregon St. 34-7 (Tommy Prothro) |
| PETE ELLIOTT , 1-1-0 (Michigan '49) | Born 9-29-26 | |
| California..... | Rose 1-1-59 | Iowa 12-38 (Forest Evashevski) |
| Illinois..... | Rose 1-1-64 | Washington 17-7 (Jim Owens) |
| JACK ELWAY , 0-2-0 (Washington St. '53) | Born 5-30-31 | |
| San Jose St. | California 12-19-81 | Toledo 25-27 (Chuck Stobart) |
| Stanford..... | Gator 12-27-86 | Clemson 21-27 (Danny Ford) |
| CHARLES "RIP" ENGLE , 3-1-0 (McDaniel '30) | Born 3-26-06 | |
| Penn St. | Liberty 12-19-53 | Alabama 7-0 (Paul "Bear" Bryant) |
| Penn St. | Liberty 12-17-60 | Oregon 41-12 (Len Casanova) |
| Penn St. | Gator 12-30-61 | Georgia Tech 30-15 (Bobby Dodd) |
| Penn St. | Gator 12-29-62 | Florida 7-17 (Ray Graves) |
| EDDIE ERDELATZ , 2-0-0 (St. Mary's [Cal.] '36) | Born 4-21-13 | |
| Navy..... | Sugar 1-1-55 | Mississippi 21-0 (John Vaught) |
| Navy..... | Cotton 1-1-58 | Rice 20-7 (Jess Neely) |
| DENNIS ERICKSON , 5-5-0 (Montana St. '70) | Born 3-24-47 | |
| Washington St. | Aloha 12-25-88 | Houston 24-22 (Jack Pardee) |
| Miami (Fla.)..... | Sugar 1-1-90 | Alabama 33-25 (Bill Curry) |
| Miami (Fla.)..... | Cotton 1-1-91 | Texas 46-3 (David McWilliams) |
| Miami (Fla.)..... | Orange 1-1-92 | Nebraska 22-0 (Tom Osborne) |
| Miami (Fla.)..... | Sugar 1-1-93 | Alabama 13-34 (Gene Stallings) |
| Miami (Fla.)..... | Fiesta 1-1-94 | Arizona 0-24 (Dick Tomey) |
| Miami (Fla.)..... | Orange 1-1-95 | Nebraska 17-24 (Tom Osborne) |
| Oregon St. | Oahu Classic 12-25-99 | Hawaii 17-23 (June Jones) |
| Oregon St. | Fiesta 1-1-01 | Notre Dame 41-9 (Bob Davie) |
| Oregon St. | Insight 12-26-02 | Pittsburgh 13-38 (Walt Harris) |
| FOREST EVASHEVSKI , 2-0-0 (Michigan '41) | Born 2-19-18 | |
| Washington St. | Rose 1-1-57 | Oregon St. 35-19 (Tommy Prothro) |
| Iowa..... | Rose 1-1-59 | California 38-12 (Pete Elliott) |
| CHUCK FAIRBANKS , 3-1-1 (Michigan St. '55) | Born 6-10-33 | |
| Oklahoma..... | Orange 1-1-68 | Tennessee 26-24 (Doug Dickey) |
| Oklahoma..... | Bluebonnet 12-31-68 | SMU 27-28 (Hayden Fry) |
| Oklahoma..... | Bluebonnet 12-31-70 | Alabama 24-24 (Paul "Bear" Bryant) |
| Oklahoma..... | Sugar 1-1-72 | Auburn 40-22 (Ralph "Shug" Jordan) |
| Oklahoma..... | Sugar 12-31-72 | Penn St. 14-0 (Joe Paterno) |
| DON FAMBROUGH , 0-2-0 (Kansas '48) | Born 10-19-22 | |
| Kansas..... | Liberty 12-17-73 | North Carolina St. 18-31 (Lou Holtz) |
| Kansas..... | Hall of Fame 12-31-81 | Mississippi St. 0-10 (Emory Bellard) |

| Coach/School | Bowl/Date | Opponent/Score (Coach) |
|--|-------------------------|--|
| DON FAUROT , 0-4-0 (Missouri '25) | Born 6-23-02 | |
| Missouri..... | Orange 1-1-40 | Georgia Tech 7-21 (Bill Alexander) |
| Missouri..... | Sugar 1-1-42 | Fordham 0-2 (Jim Crowley) |
| Missouri..... | Gator 1-1-49 | Clemson 23-24 (Frank Howard) |
| Missouri..... | Gator 1-2-50 | Maryland 7-21 (Jim Tatum) |
| GERRY FAUST , 1-1-0 (Dayton '58) | Born 5-21-35 | |
| Notre Dame..... | Liberty 12-29-83 | Boston College 19-18 (Jack Bicknell) |
| Notre Dame..... | Aloha 12-29-84 | SMU 20-27 (Bobby Collins) |
| FOGE FAZIO , 0-2-0 (Pittsburgh '60) | Born 2-28-39 | |
| Pittsburgh..... | Cotton 1-1-83 | SMU 3-7 (Bobby Collins) |
| Pittsburgh..... | Fiesta 1-2-84 | Ohio St. 23-28 (Earle Bruce) |
| BEATTIE FEATHERS , 0-1-0 (Tennessee '34) | Born 6-1-12 | |
| North Carolina St. .. | Gator 1-1-47 | Oklahoma 13-34 (Jim Tatum) |
| KIRK FERENTZ , 3-2-0 (Connecticut '78) | Born 8-1-55 | |
| Iowa..... | Alamo 12-29-01 | Texas Tech 19-16 (Mike Leach) |
| Iowa..... | Orange 1-2-03 | Southern California 17-38 (Pete Carroll) |
| Iowa..... | Outback 1-1-04 | Florida 37-17 (Ron Zook) |
| Iowa..... | Capital One 1-1-05 | LSU 30-25 (Nick Saban) |
| Iowa..... | Outback 1-2-06 | Florida 24-31 (Urban Meyer) |
| WES FESLER , 1-0-0 (Ohio St. '32) | Born 6-29-08 | |
| Ohio St. | Rose 1-2-50 | California 17-14 (Lynn "Pappy" Waldorf) |
| CHARLIE FICKERT , 0-1-0 (Stanford '98) | Born 2-23-1873 | |
| Stanford..... | Rose 1-1-02 | Michigan 0-49 (Fielding "Hurly" Yost) |
| ROBERT FISHER , 1-0-0 (Harvard '12) | Born 12-3-1888 | |
| Harvard..... | Rose 1-1-20 | Oregon 7-6 (Charles "Shy" Huntington) |
| DICK FLYNN , 0-1-0 (Michigan St. '65) | Born 7-17-43 | |
| Central Mich. | Las Vegas 12-15-94 | UNLV 24-22 (Jeff Horton) |
| HANK FOLDBERG , 0-1-0 (Army '48) | Born 3-12-23 | |
| Wichita St. | Sun 12-30-61 | Villanova 9-17 (Alex Bell) |
| BOB FOLWELL , 0-1-1 (Penn '08) | Born 1885 | |
| Penn..... | Rose 1-1-17 | Oregon 0-14 (Hugo Bezdek) |
| Navy..... | Rose 1-1-24 | Washington 14-14 (Enoch Bagshaw) |
| DANNY FORD , 6-3-0 (Alabama '70) | Born 4-2-48 | |
| Clemson..... | Gator 12-29-78 | Ohio St. 17-15 (Woody Hayes) |
| Clemson..... | Peach 12-31-79 | Baylor 18-24 (Grant Teaff) |
| Clemson..... | Orange 1-1-82 | Nebraska 22-15 (Tom Osborne) |
| Clemson..... | Independence 12-21-85 | Minnesota 13-20 (John Gutekunst) |
| Clemson..... | Gator 12-27-86 | Stanford 27-21 (Jack Elway) |
| Clemson..... | Fla. Citrus 1-1-88 | Penn St. 35-10 (Joe Paterno) |
| Clemson..... | Fla. Citrus 1-2-89 | Oklahoma 23-6 (Barry Switzer) |
| Clemson..... | Gator 12-30-89 | West Virginia 27-7 (Don Nehlen) |
| Arkansas..... | Carquest 12-30-95 | North Carolina 10-20 (Mack Brown) |
| DENNIS FRANCHIONE , 3-2-0 (Pittsburg St. '73) | Born 3-28-51 | |
| New Mexico..... | Insight.com 12-27-97 | Arizona 14-20 (Dick Tomey) |
| TCU..... | Sun 12-31-98 | Southern California 28-19 (Paul Hackett) |
| TCU..... | Mobile Alabama 12-22-99 | East Caro. 28-14 (Steve Logan) |
| Alabama..... | Independence 12-27-01 | Iowa St. 14-13 (Dan McCarney) |
| Texas A&M..... | Cotton 1-1-05 | Tennessee 7-38 (Phillip Fulmer) |
| RALPH FRIEDGEN , 2-1-0 (Maryland '69) | Born 4-4-47 | |
| Maryland..... | Orange 1-2-02 | Florida 23-56 (Steve Spurrier) |
| Maryland..... | Peach 12-31-02 | Tennessee 30-3 (Phillip Fulmer) |
| Maryland..... | Gator 1-1-04 | West Virginia 41-7 (Rich Rodriguez) |
| HENRY FRNKA , 2-3-0 (Austin '26) | Born 3-16-03 | |
| Tulsa..... | Sun 1-1-42 | Texas Tech 6-0 (Dell Morgan) |
| Tulsa..... | Sugar 1-1-43 | Tennessee 7-14 (John Barnhill) |
| Tulsa..... | Sugar 1-1-44 | Georgia Tech 18-20 (Bill Alexander) |
| Tulsa..... | Orange 1-1-45 | Georgia Tech 26-12 (Bill Alexander) |
| Tulsa..... | Oil 1-1-46 | Georgia 6-20 (Wally Butts) |
| HAYDEN FRY , 7-9-1 (Baylor '51) | Born 2-28-29 | |
| SMU..... | Sun 12-31-63 | Oregon 13-21 (Len Casanova) |
| SMU..... | Cotton 12-31-66 | Georgia 9-24 (Vince Dooley) |
| SMU..... | Bluebonnet 12-31-68 | Oklahoma 28-27 (Chuck Fairbanks) |
| Iowa..... | Rose 1-1-82 | Washington 0-28 (Don James) |
| Iowa..... | Peach 12-31-82 | Tennessee 28-22 (Johnny Majors) |
| Iowa..... | Gator 12-30-83 | Florida 6-14 (Charley Pell) |
| Iowa..... | Freedom 12-26-84 | Texas 55-17 (Fred Akers) |
| Iowa..... | Rose 1-1-86 | UCLA 28-45 (Terry Donahue) |
| Iowa..... | Holiday 12-30-86 | San Diego St. 39-38 (Denny Stolz) |
| Iowa..... | Holiday 12-30-87 | Wyoming 20-19 (Paul Roach) |
| Iowa..... | Peach 12-31-88 | North Carolina St. 23-29 (Dick Sheridan) |
| Iowa..... | Rose 1-1-91 | Washington 34-46 (Don James) |
| Iowa..... | Holiday 12-30-91 | Brigham Young 13-13 (LaVell Edwards) |
| Iowa..... | Alamo 12-31-93 | California 3-37 (Keith Gilbertson) |
| Iowa..... | Sun 12-29-95 | Washington 38-18 (Jim Lambright) |
| Iowa..... | Alamo 12-29-96 | Texas Tech 27-0 (Spike Dykes) |
| Iowa..... | Sun 12-31-97 | Arizona St. 7-17 (Bruce Snyder) |
| BILL FULCHER , 1-0-0 (Georgia Tech '57) | Born 2-9-34 | |
| Georgia Tech..... | Liberty 12-18-72 | Iowa St. 31-30 (Johnny Majors) |

| Coach/School | Bowl/Date | Opponent/Score (Coach) |
|---|---------------------------|--|
| PHILLIP FULMER , 7-6-0 (Tennessee '72) | Born 9-1-50 | Born 9-1-50 |
| Tennessee..... | Hall of Fame 1-1-93 | Boston College 38-23 (Tom Coughlin) |
| Tennessee..... | Fla. Citrus 1-1-94 | Penn St. 13-31 (Joe Paterno) |
| Tennessee..... | Gator 12-30-94 | Virginia Tech 45-23 (Frank Beamer) |
| Tennessee..... | Fla. Citrus 1-1-96 | Ohio St. 20-14 (John Cooper) |
| Tennessee..... | Fla. Citrus 1-1-97 | Northwestern 48-28 (Gary Barnett) |
| Tennessee..... | Orange 1-2-98 | Nebraska 17-42 (Tom Osborne) |
| Tennessee..... | Fiesta 1-4-99 | Florida St. 23-16 (Bobby Bowden) |
| Tennessee..... | Fiesta 1-2-00 | Nebraska 21-31 (Frank Solich) |
| Tennessee..... | Cotton 1-1-01 | Kansas St. 21-35 (Bill Snyder) |
| Tennessee..... | Fla. Citrus 1-1-02 | Michigan 45-17 (Lloyd Carr) |
| Tennessee..... | Peach 12-31-02 | Maryland 3-30 (Ralph Friedgen) |
| Tennessee..... | Peach 1-2-04 | Clemson 14-27 (Tommy Bowden) |
| Tennessee..... | Colton 1-1-05 | Texas A&M 38-7 (Dennis Franchione) |
| WARREN GAER , 0-1-0 (Drake '35) | Born 2-7-12 | Born 2-7-12 |
| Drake..... | Sun 1-1-58 | Louisville 20-34 (Frank Camp) |
| CHAN GAILEY , 2-2-0 (Florida '74) | Born 1-5-52 | Born 1-5-52 |
| Georgia Tech..... | Silicon Valley 12-31-02 | Fresno St. 21-30 (Pat Hill) |
| Georgia Tech..... | Humanitarian 1-3-04 | Tulsa 52-10 (Steve Kragthorpe) |
| Georgia Tech..... | Champs Sports 12-21-04 | Syracuse 51-14 (Paul Pasqualoni) |
| Georgia Tech..... | Emerald 12-29-05 | Utah 10-38 (Kyle Whittingham) |
| JOE GAVIN , 0-1-0 (Notre Dame '31) | Born 3-20-08 | Born 3-20-08 |
| Dayton..... | Salad 1-1-52 | Houston 21-26 (Clyde Lee) |
| GARY GIBBS , 2-1-0 (Oklahoma '75) | Born 8-13-52 | Born 8-13-52 |
| Oklahoma..... | Gator 12-29-91 | Virginia 48-14 (George Welsh) |
| Oklahoma..... | John Hancock 12-24-93 | Texas Tech 41-10 (Spike Dykes) |
| Oklahoma..... | Copper 12-29-94 | Brigham Young 6-31 (LaVell Edwards) |
| VINCE GIBSON , 0-2-0 (Florida St. '55) | Born 3-27-33 | Born 3-27-33 |
| Louisville..... | Independence 12-17-77 | Louisiana Tech 14-24 (Maxie Lambright) |
| Tulane..... | Hall of Fame 12-27-80 | Arkansas 15-34 (Lou Holtz) |
| CLAUDE GILBERT , 1-1-0 (San Jose St. '59) | Born 7-10-32 | Born 7-10-32 |
| San Jose St..... | California 12-13-86 | Miami (Ohio) 37-7 (Tim Rose) |
| San Jose St..... | California 12-12-87 | Eastern Mich. 27-30 (Jim Harkema) |
| KEITH GILBERTSON , 1-0-0 (Central Wash. '71) | Born 5-15-48 | Born 5-15-48 |
| California..... | Alamo 12-31-93 | Iowa 37-3 (Hayden Fry) |
| SID GILLMAN , 1-1-0 (Ohio St. '34) | Born 10-26-11 | Born 10-26-11 |
| Miami (Ohio)..... | Sun 1-1-48 | Texas Tech 13-12 (Dell Morgan) |
| Cincinnati..... | Sun 1-1-51 | West Tex. A&M 13-14 (Frank Kimbrough) |
| BILL GLASSFORD , 0-1-0 (Pittsburgh '37) | Born 3-8-14 | Born 3-8-14 |
| Nebraska..... | Orange 1-1-55 | Duke 7-34 (Bill Murray) |
| JOE GLENN , 1-0-0 (South Dakota '71) | Born 3-7-49 | Born 3-7-49 |
| Wyoming..... | Las Vegas 12-23-04 | UCLA 24-21 (Karl Dorrell) |
| MARSHALL "LITTLE SLEEPY" GLENN , 1-0-0 (West Virginia '31) | Born 4-22-08 | Born 4-22-08 |
| West Virginia..... | Sun 1-1-38 | Texas Tech 7-6 (Pete Cawthon) |
| RAY GOFF , 2-2-0 (Georgia '78) | Born 7-10-55 | Born 7-10-55 |
| Georgia..... | Peach 12-30-89 | Syracuse 18-19 (Dick MacPherson) |
| Georgia..... | Independence 12-29-91 | Arkansas 24-15 (Jack Crowe) |
| Georgia..... | Fla. Citrus 1-1-93 | Ohio St. 21-14 (John Cooper) |
| Georgia..... | Peach 12-30-95 | Virginia 27-34 (George Welsh) |
| FRED GOLDSMITH , 0-1-0 (Florida '67) | Born 3-3-44 | Born 3-3-44 |
| Duke..... | Hall of Fame 1-2-95 | Wisconsin 20-34 (Barry Alvarez) |
| MIKE GOTTFRIED , 0-1-0 (Morehead St. '66) | Born 12-17-44 | Born 12-17-44 |
| Pittsburgh..... | Bluebonnet 12-31-87 | Texas 27-32 (David McWilliams) |
| RALPH GRAHAM , 0-1-0 (Kansas St. '34) | Born 8-16-10 | Born 8-16-10 |
| Wichita St..... | Raisin 1-1-48 | Pacific 14-26 (Larry Siemering) |
| SONNY GRANDELIUS , 0-1-0 (Michigan St. '51) | Born 4-16-29 | Born 4-16-29 |
| Colorado..... | Orange 1-1-62 | LSU 7-25 (Paul Dietzel) |
| RAY GRAVES , 4-1-0 (Tennessee '43) | Born 12-31-18 | Born 12-31-18 |
| Florida..... | Gator 12-31-60 | Baylor 13-12 (John Bridgers) |
| Florida..... | Gator 12-29-62 | Penn St. 17-7 (Charles "Rip" Engle) |
| Florida..... | Sugar 1-1-66 | Missouri 18-20 (Dan Devine) |
| Florida..... | Orange 1-2-67 | Georgia Tech 27-12 (Bobby Dodd) |
| Florida..... | Gator 12-27-69 | Tennessee 14-13 (Doug Dickey) |
| DENNIS GREEN , 0-1-0 (Iowa '71) | Born 2-17-49 | Born 2-17-49 |
| Stanford..... | Aloha 12-25-91 | Georgia Tech 17-18 (Bobby Ross) |
| VEE GREEN , 1-0-0 (Illinois '24) | Born 10-9-1900 | Born 10-9-1900 |
| Drake..... | Raisin 1-1-46 | Fresno St. 13-12 (Alvin "Pix" Pierson) |
| JIM GROBE , 1-0-0 (Virginia '75) | Born 2-17-52 | Born 2-17-52 |
| Wake Forest..... | Seattle 12-30-02 | Oregon 38-17 (Mike Bellotti) |
| AL GROH , 3-1-0 (Virginia '67) | Born 7-13-44 | Born 7-13-44 |
| Virginia..... | Continental Tire 12-28-02 | West Virginia 48-22 (Rich Rodriguez) |
| Virginia..... | Continental Tire 12-27-03 | Pittsburgh 23-16 (Walt Harris) |
| Virginia..... | MPC Computers 12-27-04 | Fresno St. 34-37 (ot) (Pat Hill) |
| Virginia..... | Music City 12-30-05 | Minnesota 34-31 (Glen Mason) |
| ART GUEPE , 1-0-0 (Marquette '37) | Born 1-28-15 | Born 1-28-15 |
| Vanderbilt..... | Gator 12-31-55 | Auburn 25-13 (Ralph "Shug" Jordan) |

| Coach/School | Bowl/Date | Opponent/Score (Coach) |
|--|----------------------------------|--|
| ANDY GUSTAFSON , 1-3-0 (Pittsburgh '26) | Born 4-3-03 | Born 4-3-03 |
| Miami (Fla.)..... | Orange 1-1-51 | Clemson 14-15 (Frank Howard) |
| Miami (Fla.)..... | Gator 1-1-52 | Clemson 14-0 (Frank Howard) |
| Miami (Fla.)..... | Liberty 12-16-61 | Syracuse 14-15 (Ben Schwartzwalder) |
| Miami (Fla.)..... | Gotham 12-15-62 | Nebraska 34-36 (Bob Devaney) |
| JOHN GUTEKUNST , 1-1-0 (Duke '66) | Born 4-13-44 | Born 4-13-44 |
| Minnesota..... | Independence 12-21-85 | Clemson 20-13 (Danny Ford) |
| Minnesota..... | Liberty 12-29-86 | Tennessee 14-21 (Johnny Majors) |
| PAUL HACKETT , 1-1-0 (UC Davis '69) | Born 6-5-47 | Born 6-5-47 |
| Pittsburgh..... | John Hancock 12-30-89 | Texas A&M 31-28 (R.C. Slocum) |
| Southern California..... | Sun 12-31-98 | TCU 19-28 (Dennis Franchione) |
| JACK HAGERTY , 0-1-0 (Georgetown '26) | Born 7-3-03 | Born 7-3-03 |
| Georgetown..... | Orange 1-1-41 | Mississippi St. 7-14 (Alvin McKeen) |
| GALEN HALL , 1-1-0 (Penn St. '62) | Born 8-14-40 | Born 8-14-40 |
| Florida..... | Aloha 12-25-87 | UCLA 16-20 (Terry Donahue) |
| Florida..... | All-American 12-29-88 | Illinois 14-10 (John Mackovic) |
| CURLEY HALLMAN , 1-0-0 (Texas A&M '70) | Born 9-3-47 | Born 9-3-47 |
| Southern Miss..... | Independence 12-23-88 | UTEP 38-18 (Bob Stull) |
| MIKE HANKWITZ , 0-1-0 (Michigan '70) | Born 12-14-47 | Born 12-14-47 |
| Colorado..... | Champs Sports 12-27-05 | Clemson 10-19 (Tommy Bowden) |
| WAYNE HARDIN , 1-2-0 (Pacific '50) | Born 3-23-27 | Born 3-23-27 |
| Navy..... | Orange 1-2-61 | Missouri 14-21 (Dan Devine) |
| Navy..... | Cotton 1-1-64 | Texas 6-28 (Darrell Royal) |
| Temple..... | Garden State 12-15-79 | California 28-17 (Roger Theder) |
| JACK HARDING , 1-0-0 (Pittsburgh '26) | Born 1-5-1898 | Born 1-5-1898 |
| Miami (Fla.)..... | Orange 1-1-48 | Holy Cross 13-6 (John "Ox" Da Grosa) |
| JIM HARKEMA , 1-0-0 (Kalamazoo '64) | Born 6-25-42 | Born 6-25-42 |
| Eastern Mich..... | California 12-12-87 | San Jose St. 30-27 (Claude Gilbert) |
| WALT HARRIS , 2-4-0 (Pacific '68) | Born 11-9-46 | Born 11-9-46 |
| Pittsburgh..... | Liberty 12-31-97 | Southern Miss. 7-41 (Jeff Bower) |
| Pittsburgh..... | Insight.com 12-28-00 | Iowa St. 29-37 (Dan McCarney) |
| Pittsburgh..... | Tangerine 12-20-01 | North Carolina St. 34-19 (Chuck Amato) |
| Pittsburgh..... | Insight 12-26-02 | Oregon St. 38-13 (Dennis Erickson) |
| Pittsburgh..... | Continental Tire 12-27-03 | Virginia 16-23 (Al Groh) |
| Pittsburgh..... | Fiesta 1-1-05 | Utah 7-35 (Urban Meyer) |
| KEN HATFIELD , 4-6-0 (Arkansas '65) | Born 6-8-43 | Born 6-8-43 |
| Air Force..... | Hall of Fame 12-31-82 | Vanderbilt 36-28 (George MacIntyre) |
| Air Force..... | Independence 12-10-83 | Mississippi 9-3 (Billy Brewer) |
| Arkansas..... | Liberty 12-27-84 | Auburn 15-21 (Pat Dye) |
| Arkansas..... | Holiday 12-22-85 | Arizona St. 18-17 (John Cooper) |
| Arkansas..... | Orange 1-1-87 | Oklahoma 8-42 (Barry Switzer) |
| Arkansas..... | Liberty 12-29-87 | Georgia 17-20 (Vince Dooley) |
| Arkansas..... | Cotton 1-2-89 | UCLA 3-17 (Terry Donahue) |
| Arkansas..... | Cotton 1-1-90 | Tennessee 27-31 (Johnny Majors) |
| Clemson..... | Hall of Fame 1-1-91 | Illinois 30-0 (John Mackovic) |
| Clemson..... | Fla. Citrus 1-1-92 | California 13-37 (Bruce Snyder) |
| DAN HAWKINS , 2-2-0 (UC Davis '84) | Born 11-10-60 | Born 11-10-60 |
| Boise St..... | Humanitarian 12-31-02 | Iowa St. 34-16 (Dan McCarney) |
| Boise St..... | Fort Worth 12-23-03 | TCU 34-31 (Gary Patterson) |
| Boise St..... | Liberty 12-31-04 | Louisville 40-44 (Bobby Petrino) |
| Boise St..... | MPC Computers 12-28-05 | Boston College 21-27 (Tom O'Brien) |
| WOODY HAYES , 6-6-0 (Denison '35) | Born 2-14-13 | Born 2-14-13 |
| Miami (Ohio)..... | Salad 1-1-51 | Arizona St. 34-21 (Ed Doherty) |
| Ohio St..... | Rose 1-1-55 | Southern California 20-7 (Jesse Hill) |
| Ohio St..... | Rose 1-1-58 | Oregon 10-7 (Len Casanova) |
| Ohio St..... | Rose 1-1-69 | Southern California 27-16 (John McKay) |
| Ohio St..... | Rose 1-1-71 | Stanford 17-27 (John Ralston) |
| Ohio St..... | Rose 1-1-73 | Southern California 17-42 (John McKay) |
| Ohio St..... | Rose 1-1-74 | Southern California 42-21 (John McKay) |
| Ohio St..... | Rose 1-1-75 | Southern California 17-18 (John McKay) |
| Ohio St..... | Rose 1-1-76 | UCLA 10-23 (Dick Vermeil) |
| Ohio St..... | Orange 1-1-77 | Colorado 27-10 (Bill Mallory) |
| Ohio St..... | Sugar 1-2-78 | Alabama 6-35 (Paul "Bear" Bryant) |
| Ohio St..... | Gator 12-29-78 | Clemson 15-17 (Danny Ford) |
| KIM HELTON , 0-1-0 (Florida '70) | Born 7-28-48 | Born 7-28-48 |
| Houston..... | Liberty 12-27-96 | Syracuse 17-30 (Paul Pasqualoni) |
| ELMER "GUS" HENDERSON , 2-0-0 (Oberlin '12) | Born 3-10-1889 | Born 3-10-1889 |
| Southern California..... | Rose 1-1-23 | Penn St. 14-3 (Hugo Bezdek) |
| Southern California..... | L.A. Christmas Festival 12-25-24 | Missouri 20-7 (Gwinn Henry) |
| DAN HENNING , 1-0-0 (William & Mary '64) | Born 7-21-42 | Born 7-21-42 |
| Boston College..... | Aloha 12-25-94 | Kansas St. 12-7 (Bill Snyder) |
| GWINN HENRY , 0-1-0 (Howard Payne '17) | Born 8-5-1887 | Born 8-5-1887 |
| Missouri..... | L.A. Christmas Festival 12-25-24 | Southern California 7-20 (Elmer "Gus" Henderson) |
| BILL HESS , 0-2-0 (Ohio '47) | Born 2-5-23 | Born 2-5-23 |
| Ohio..... | Sun 12-31-62 | West Tex. A&M 14-15 (Joe Kerbel) |
| Ohio..... | Tangerine 12-27-68 | Richmond 42-49 (Frank Jones) |
| JIM HICKEY , 1-0-0 (William & Mary '42) | Born 1-22-20 | Born 1-22-20 |
| North Carolina..... | Gator 12-28-63 | Air Force 35-0 (Ben Martin) |

Coach/School Bowl/Date Opponent/Score (Coach)

BOB HIGGINS, 1-0-1 (Penn St. '20) Born 12-24-1893
West Va. Wesleyan Dixie Classic 1-1-25 SMU 9-7 (Ray Morrison)
Penn St. Cotton 1-1-48 SMU 13-13 (Matty Bell)

JESS HILL, 1-1-0 (Southern California '30) Born 1-20-07
Southern California.. Rose 1-1-53 Wisconsin 7-0 (Ivy Williamson)
Southern California.. Rose 1-1-55 Ohio St. 7-20 (Woody Hayes)

PAT HILL, 3-4-0 (UC Riverside '73) Born 12-17-51
Fresno St. Las Vegas 12-18-99 Utah 16-17 (Ron McBride)
Fresno St. Silicon Valley 12-31-00 Air Force 34-37 (Fisher DeBerry)
Fresno St. Silicon Valley 12-31-01 Michigan St. 35-44 (Bobby Williams)
Fresno St. Silicon Valley 12-31-02 Georgia Tech 30-21 (Chan Gailey)
Fresno St. Silicon Valley 12-30-03 UCLA 17-9 (Karl Dorrell)
Fresno St. MPC Computers 12-27-04 Virginia 37-34 (ot) (Al Groh)
Fresno St. Liberty 12-31-05 Tulsa 24-31 (Steve Kragthorpe)

JERRY HINES, 0-0-1 (New Mexico St. '26) Born 10-11-03
New Mexico St. Sun 1-1-36 Hardin-Simmons 14-14 (Frank Kimbrough)

BERNARD A. HOBAN, 0-1-0 (Dartmouth '12) Born 4-21-1890
U. of Mexico..... Sun 1-1-45 Southwestern (Tex.) 0-35 (Randolph R.M. Medley)

TERRY HOEPPNER, 1-1-0 (Franklin '69) Born 8-19-47
Miami (Ohio)..... GMAC 12-18-03 Louisville 49-28 (Bobby Petrino)
Miami (Ohio)..... Independence 12-28-04 Iowa St. 13-17 (Dan McCarney)

ORIN "BABE" HOLLINGBERY, 0-1-0 (No college) Born 7-15-1893
Washington St. Rose 1-1-31 Alabama 0-24 (Wallace Wade)

LOU HOLTZ, 12-8-2 (Kent St. '59) Born 1-6-37
William & Mary..... Tangerine 12-28-70 Toledo 12-40 (Frank Lauterbur)
North Carolina St. .. Peach 12-29-72 West Virginia 49-13 (Bobby Bowden)
North Carolina St. .. Liberty 12-17-73 Kansas 31-18 (Don Fambrough)
North Carolina St. .. Bluebonnet 12-23-74 Houston 31-31 (Bill Yeoman)
North Carolina St. .. Peach 12-31-75 West Virginia 10-13 (Bobby Bowden)
Arkansas Orange 1-2-78 Oklahoma 31-6 (Barry Switzer)
Arkansas Fiesta 12-25-78 UCLA 10-10 (Terry Donahue)
Arkansas Sugar 1-1-80 Alabama 9-24 (Paul "Bear" Bryant)
Arkansas Hall of Fame 12-27-80 Tulane 34-15 (Vince Gibson)
Arkansas Gator 12-28-81 North Carolina 27-31 (Dick Crum)
Arkansas Bluebonnet 12-31-82 Florida 28-24 (Charley Pell)
Notre Dame..... Cotton 1-1-88 Texas A&M 10-35 (Jackie Sherrill)
Notre Dame..... Fiesta 1-2-89 West Virginia 34-21 (Don Nehlen)
Notre Dame..... Orange 1-1-90 Colorado 21-6 (Bill McCartney)
Notre Dame..... Orange 1-1-91 Colorado 9-10 (Bill McCartney)
Notre Dame..... Sugar 1-1-92 Florida 39-28 (Steve Spurrier)
Notre Dame..... Cotton 1-1-93 Texas A&M 28-3 (R.C. Slocum)
Notre Dame..... Cotton 1-1-94 Texas A&M 24-21 (R.C. Slocum)
Notre Dame..... Fiesta 1-2-95 Colorado 24-41 (Bill McCartney)
Notre Dame..... Orange 1-1-96 Florida St. 26-31 (Bobby Bowden)
South Carolina .. Outback 1-1-01 Ohio St. 24-7 (John Cooper)
South Carolina .. Outback 1-1-02 Ohio St. 31-28 (Jim Tressell)

EDWIN "BABE" HORRELL, 0-1-0 (California '26) Born 9-29-02
UCLA Rose 1-1-43 Georgia 0-9 (Wally Butts)

JEFF HORTON, 1-0-0 (Nevada '81) Born 7-13-57
UNLV Las Vegas 12-15-94 Central Mich. 52-24 (Dick Flynn)

FRANK HOWARD, 3-3-0 (Alabama '31) Born 3-25-09
Clemson Gator 1-1-49 Missouri 24-23 (Don Faurot)
Clemson Orange 1-1-51 Miami (Fla.) 15-14 (Andy Gustafson)
Clemson Gator 1-1-52 Miami (Fla.) 0-14 (Andy Gustafson)
Clemson Orange 1-1-57 Colorado 21-27 (Dallas Ward)
Clemson Sugar 1-1-59 LSU 0-7 (Paul Dietzel)
Clemson Bluebonnet 12-19-59 TCU 23-7 (Abe Martin)

MILLARD "DIXIE" HOWELL, 0-1-1 (Alabama '35) Born 11-24-12
Arizona St. Sun 1-1-40 Catholic 0-0 (Arthur "Dutch" Bergman)
Arizona St. Sun 1-1-41 Case Reserve 13-26 (Bill Edwards)

BILL HUBBARD, 2-0-0 (Stanford '30) Born 2-5-07
San Jose St. Raisin 1-1-47 Utah St. 20-0 (E.L. "Dick" Romney)
San Jose St. Raisin 12-31-49 Texas Tech 20-13 (Dell Morgan)

CLYDE "CAC" HUBBARD, 0-2-0 (Oregon St. '21) Born 9-13-1897
Denver Sun 1-1-46 New Mexico 24-34 (Willis Barnes)
Denver Alamo 1-4-47 Hardin-Simmons 0-20 (Warren Woodson)

CHARLES "SHY" HUNTINGTON, 0-1-0 (Oregon) Born 7-7-1891
Oregon Rose 1-1-20 Harvard 6-7 (Robert Fisher)

HARVEY HYDE, 1-0-0 (Redlands '62) Born 7-13-39
UNLV California 12-15-84 Toledo 30-13 (Dan Simrell)

DON JAMES, 10-5-0 (Miami [Fla.] '54) Born 12-31-32
Kent St. Tangerine 12-29-72 Tampa 18-21 (Earle Bruce)
Washington..... Rose 1-2-78 Michigan 27-20 (Glenn "Bo" Schembechler)
Washington..... Sun 12-22-79 Texas 14-7 (Fred Akers)
Washington..... Rose 1-1-81 Michigan 6-23 (Glenn "Bo" Schembechler)
Washington..... Rose 1-1-82 Iowa 28-0 (Hayden Fry)
Washington..... Aloha 12-25-82 Maryland 21-20 (Bobby Ross)

Coach/School Bowl/Date Opponent/Score (Coach)

Washington..... Aloha 12-26-83 Penn St. 10-13 (Joe Paterno)
Washington..... Orange 1-1-85 Oklahoma 28-17 (Barry Switzer)
Washington..... Freedom 12-30-85 Colorado 20-17 (Bill McCartney)
Washington..... Sun 12-25-86 Alabama 6-28 (Ray Perkins)
Washington..... Independence 12-18-87 Tulane 24-12 (Mack Brown)
Washington..... Freedom 12-29-89 Florida 34-7 (Gary Darnell)
Washington..... Rose 1-1-91 Iowa 46-34 (Hayden Fry)
Washington..... Rose 1-1-92 Michigan 34-14 (Gary Moeller)
Washington..... Rose 1-1-93 Michigan 31-38 (Gary Moeller)

JIMMY JOHNSON, 3-4-0 (Arkansas '65) Born 7-16-43
Oklahoma St. Independence 12-12-81 Texas A&M 16-33 (Tom Wilson)
Oklahoma St. Bluebonnet 12-31-83 Baylor 24-14 (Grant Teaff)
Miami (Fla.) Fiesta 1-1-85 UCLA 37-39 (Terry Donahue)
Miami (Fla.) Sugar 1-1-86 Tennessee 7-35 (Johnny Majors)
Miami (Fla.) Fiesta 1-2-87 Penn St. 10-14 (Joe Paterno)
Miami (Fla.) Orange 1-1-88 Oklahoma 20-14 (Barry Switzer)
Miami (Fla.) Orange 1-2-89 Nebraska 23-3 (Tom Osborne)

PAUL JOHNSON, 2-1-0 (Western Caro. '79) Born 8-20-59
Navy..... Houston 12-30-03 Texas Tech 14-38 (Mike Leach)
Navy..... Emerald 12-30-04 New Mexico 34-19 (Rocky Long)
Navy..... Poinsettia 12-22-05 Colorado St. 51-30 (Sonny Lubick)

FRANK JONES, 1-1-0 (North Carolina '48) Born 8-30-21
Richmond Tangerine 12-27-68 Ohio 49-42 (Bill Hess)
Richmond Tangerine 12-28-71 Toledo 3-28 (John Murphy)

GOMER JONES, 0-1-0 (Ohio St. '36) Born 2-26-14
Oklahoma Gator 1-2-65 Florida St. 19-36 (Bill Peterson)

HOWARD JONES, 5-0-0 (Yale '08) Born 8-23-1885
Southern California.. Rose 1-1-30 Pittsburgh 47-14 (Jock Sutherland)
Southern California.. Rose 1-1-32 Tulane 21-12 (Bernie Bierman)
Southern California.. Rose 1-2-33 Pittsburgh 35-0 (Jock Sutherland)
Southern California.. Rose 1-2-39 Duke 7-3 (Wallace Wade)
Southern California.. Rose 1-1-40 Tennessee 14-0 (Bob Neyland)

JUNE JONES, 3-1-0 (Portland St. '77) Born 2-14-53
Hawaii Oahu Classic 12-25-99 Oregon St. 23-17 (Dennis Erickson)
Hawaii Hawaii 12-25-02 Tulane 28-36 (Chris Scelfo)
Hawaii Hawaii 12-25-03 Houston 54-48 (3 ot) (Art Briles)
Hawaii Hawaii 12-24-04 UAB 59-40 (Watson Brown)

LARRY JONES, 0-1-0 (LSU '54) Born 12-18-33
Florida St. Fiesta 12-27-71 Arizona St. 38-45 (Frank Kush)

LAWRENCE McC. "BIFF" JONES, 0-1-0 (Army '17) Born 10-8-95
Nebraska Rose 1-1-41 Stanford 13-21 (Clark Shaughnessy)

PAT JONES, 3-1-0 (Arkansas '69) Born 11-4-47
Oklahoma St. Gator 12-28-84 South Carolina 21-14 (Joe Morrison)
Oklahoma St. Gator 12-30-85 Florida St. 23-34 (Bobby Bowden)
Oklahoma St. Sun 12-25-87 West Virginia 35-33 (Don Nehlen)
Oklahoma St. Holiday 12-30-88 Wyoming 62-14 (Paul Roach)

RALPH "SHUG" JORDAN, 5-7-0 (Auburn '32) Born 9-25-10
Auburn Gator 1-1-54 Texas Tech 13-35 (DeWitt Weaver)
Auburn Gator 12-31-54 Baylor 33-13 (George Sauer)
Auburn Gator 12-31-55 Vanderbilt 13-25 (Art Gueppe)
Auburn Orange 1-1-64 Nebraska 7-13 (Bob Devaney)
Auburn Liberty 12-18-65 Mississippi 7-13 (John Vaught)
Auburn Sun 12-28-68 Arizona 34-10 (Darrell Mudra)
Auburn Bluebonnet 12-31-69 Houston 7-36 (Bill Yeoman)
Auburn Gator 1-2-71 Mississippi 35-28 (John Vaught)
Auburn Sugar 1-1-72 Oklahoma 22-40 (Chuck Fairbanks)
Auburn Gator 12-30-72 Colorado 24-3 (Eddie Crowder)
Auburn Sun 12-29-73 Missouri 17-34 (Al Onofrio)
Auburn Gator 12-30-74 Texas 27-3 (Darrell Royal)

ERNE JORGE, 1-1-0 (St. Mary's [Cal.] '36) Born 10-7-14
Pacific Sun 1-1-52 Texas Tech 14-25 (DeWitt Weaver)
Pacific Sun 1-1-53 Southern Miss. 26-7 (Thad "Pie" Vann)

AL KAWAL, 1-0-0 (Northwestern '35) Born 7-4-12
Drake Salad 1-1-49 Arizona 14-13 (Miles Casteel)

JOE KERBEL, 2-0-0 (Oklahoma '47) Born 5-3-21
West Tex. A&M Sun 12-21-62 Ohio 15-14 (Bill Hess)
West Tex. A&M Pasadena 12-2-67 Cal St. Northridge 35-13
(Sam Winningham)

BILL KERN, 0-1-0 (Pittsburgh '28) Born 9-2-06
Carnegie Mellon Sugar 1-2-39 TCU 7-15 (Leo "Dutch" Meyer)

ED KEZIRIAN, 1-0-0 (UCLA '75) Born 8-4-52
UCLA Las Vegas 12-25-02 New Mexico 27-13 (Rocky Long)

FRANK KIMBROUGH, 2-0-1 (Hardin-Simmons '26) Born 6-24-04
Hardin-Simmons Sun 1-1-36 New Mexico St. 14-14 (Jerry Hines)
Hardin-Simmons Sun 1-1-37 UTEP 34-6 (Max Saxon)
West Tex. A&M Sun 1-1-51 Cincinnati 14-13 (Sid Gillman)

BILLY KINARD, 1-0-0 (Mississippi '56) Born 12-16-33
Mississippi Peach 12-30-71 Georgia Tech 41-18 (Bud Carson)

DEWEY KING, 0-1-0 (North Dakota '50) Born 10-1-25
San Jose St. Pasadena 12-18-71 Memphis 9-28 (Billy Murphy)

| Coach/School | Bowl/Date | Opponent/Score (Coach) |
|--|---|--|
| J.T. KING , 0-2-0 (Texas '38) Born 10-22-12 | Texas Tech..... Sun 12-26-64 | Georgia 0-7 (Vince Dooley) |
| Texas Tech..... Gator 12-31-65 | Georgia Tech 21-31 (Bobby Dodd) | |
| JIMMY KITS , 1-1-0 (SMU) Born 6-14-1900 | Rice..... Colton 1-1-38 | Colorado 28-14 (Bernard "Bunnie" Oakes) |
| Virginia Tech..... Sun 1-1-47 | Cincinnati 6-18 (Ray Nolting) | |
| ED KLUSKA , 1-0-0 (Xavier [Ohio] '40) Born 5-21-18 | Xavier (Ohio)..... Salad 1-1-50 | Arizona St. 33-21 (Ed Doherty) |
| DIRK KOETTER , 4-1-0 (Idaho St. '81) Born 2-5-59 | Boise St. Humanitarian 12-30-99 | Louisville 34-31 (John L. Smith) |
| Boise St. Humanitarian 12-28-00 | UTEP 38-23 (Gary Nord) | |
| Arizona St. Holiday 12-27-02 | Kansas St. 27-34 (Bill Snyder) | |
| Arizona St. Sun 12-31-04 | Purdue 27-23 (Joe Tiller) | |
| Arizona St. Insight 12-27-05 | Rutgers 45-40 (Greg Schiano) | |
| STEVE KRAGTHORPE , 1-1-0 (West Tex. A&M '88) Born 4-28-65 | Tulsa Humanitarian 1-3-04 | Georgia Tech 10-52 (Chan Gailey) |
| Tulsa Liberty 12-31-05 | Fresno St. 38-31 (Pat Hill) | |
| JOE KRIVAK , 0-0-1 (Syracuse '57) Born 3-20-35 | Maryland..... Independence 12-15-90 | Louisiana Tech 34-34 (Joe Raymond Peace) |
| FRANK KUSH , 6-1-0 (Michigan St. '53) Born 1-20-29 | Arizona St. Peach 12-30-70 | North Carolina 48-26 (Bill Dooley) |
| Arizona St. Fiesta 12-27-71 | Florida St. 45-38 (Larry Jones) | |
| Arizona St. Fiesta 12-23-72 | Missouri 49-35 (Al Onofrio) | |
| Arizona St. Fiesta 12-21-73 | Pittsburgh 28-7 (Johnny Majors) | |
| Arizona St. Fiesta 12-26-75 | Nebraska 17-14 (Tom Osborne) | |
| Arizona St. Fiesta 12-25-77 | Penn St. 30-42 (Joe Paterno) | |
| Arizona St. Garden State 12-16-78 | Rutgers 34-18 (Frank Burns) | |
| BERT LaBRUCHERIE , 0-1-0 (UCLA '29) Born 1-19-05 | UCLA Rose 1-1-47 | Illinois 14-45 (Ray Eliot) |
| JIM LAMBRIGHT , 1-3-0 (Washington '65) Born 4-26-42 | Washington..... Sun 12-29-95 | Iowa 18-38 (Hayden Fry) |
| Washington..... Holiday 12-30-96 | Colorado 21-33 (Rick Neuheisel) | |
| Washington..... Aloha 12-25-97 | Michigan St. 51-23 (Nick Saban) | |
| Washington..... Oahu Classic 12-25-98 | Air Force 25-45 (Fisher DeBerry) | |
| MAXIE LAMBRIGHT , 1-1-0 (Southern Miss. '49) Born 6-3-24 | Louisiana Tech..... Independence 12-17-77 | Louisville 24-14 (Vince Gibson) |
| Louisiana Tech..... Independence 12-16-78 | East Caro. 13-35 (Pat Dye) | |
| FRANK LAUTERBUR , 2-0-0 (Mount Union '49) Born 8-8-25 | Toledo..... Tangerine 12-26-69 | Davidson 56-33 (Homer Smith) |
| Toledo..... Tangerine 12-28-70 | William & Mary 40-12 (Lou Holtz) | |
| MIKE LEACH , 3-3-0 (Brigham Young '83) Born 3-9-61 | Texas Tech..... Galleryfurniture.com 12-27-00 | East Caro. 27-40 (Steve Logan) |
| Texas Tech..... Alamo 12-29-01 | Iowa 16-19 (Kirk Ferentz) | |
| Texas Tech..... Tangerine 12-23-02 | Clemson 55-15 (Tommy Bowden) | |
| Texas Tech..... Houston 12-30-03 | Navy 38-14 (Paul Johnson) | |
| Texas Tech..... Holiday 12-30-04 | California 45-31 (Jeff Tedford) | |
| Texas Tech..... Cotton 1-2-06 | Alabama 10-13 (Mike Shula) | |
| FRANK LEAHY , 1-1-0 (Notre Dame '31) Born 8-27-08 | Boston College..... Cotton 1-1-40 | Clemson 3-6 (Jess Neely) |
| Boston College..... Sugar 1-1-41 | Tennessee 19-13 (Bob Neyland) | |
| JIM LEAVITT , 0-1-0 (Missouri '78) Born 12-5-56 | South Fla. Meineke Car Care 12-31-05 | North Carolina St. 0-14 (Chuck Amato) |
| CLYDE LEE , 1-0-0 (Centenary [La.] '32) Born 2-11-08 | Houston..... Salad 1-1-52 | Dayton 26-21 (Joe Gavin) |
| ART LEWIS , 0-1-0 (Ohio '36) Born 2-18-11 | West Virginia..... Sugar 1-1-54 | Georgia Tech 19-42 (Bobby Dodd) |
| BILL LEWIS , 1-0-0 (East Stroudsburg '63) Born 8-5-41 | East Caro. Peach 1-1-92 | North Carolina St. 37-34 (Dick Sheridan) |
| LOU LITTLE , 1-0-0 (Penn '20) Born 12-6-1893 | Columbia..... Rose 1-1-34 | Stanford 7-0 (Claude "Tiny" Thornhill) |
| STEVE LOGAN , 2-3-0 (Tulsa '75) Born 2-3-53 | East Caro. Liberty 12-31-94 | Illinois 0-30 (Lou Tepper) |
| East Caro. Liberty 12-30-95 | Stanford 19-13 (Tyronne Willingham) | |
| East Caro. Mobile Alabama 12-22-99 | TCU 14-28 (Dennis Franchione) | |
| East Caro. Galleryfurniture.com 12-27-00 | Texas Tech 40-27 (Mike Leach) | |
| East Caro. GMAC 12-19-01 | Marshall 61-64 (2 ot) (Bob Pruett) | |
| ROCKY LONG , 0-3-0 (New Mexico '74) Born 1-27-50 | New Mexico..... Las Vegas 12-25-02 | UCLA 13-27 (Ed Kezirian) |
| New Mexico..... Las Vegas 12-24-03 | Oregon St. 14-55 (Mike Riley) | |
| New Mexico..... Emerald 12-30-04 | Navy 19-34 (Paul Johnson) | |
| JIM LOOKABAUGH , 2-1-0 (Oklahoma St. '25) Born 6-15-02 | Oklahoma St. Cotton 1-1-45 | TCU 34-0 (Leo "Dutch" Meyer) |
| Oklahoma St. Sugar 1-1-46 | St. Mary's (Cal.) 33-13 (Jimmy Phelan) | |
| Oklahoma St. Delta 1-1-49 | William & Mary 0-20 (Rube McCray) | |

| Coach/School | Bowl/Date | Opponent/Score (Coach) |
|---|---------------------------------------|---|
| SONNY LUBICK , 3-6-0 (Western Mont. '60) Born 3-12-37 | Colorado St. Holiday 12-30-94 | Michigan 14-24 (Gary Moeller) |
| Colorado St. Holiday 12-29-95 | Kansas St. 21-54 (Bill Snyder) | |
| Colorado St. Holiday 12-29-97 | Missouri 35-24 (Larry Smith) | |
| Colorado St. Liberty 12-31-99 | Southern Miss. 17-23 (Jeff Bower) | |
| Colorado St. Liberty 12-29-00 | Louisville 22-17 (John L. Smith) | |
| Colorado St. New Orleans 12-18-01 | North Texas 45-20 (Darrell Dickey) | |
| Colorado St. Liberty 12-31-02 | TCU 3-17 (Gary Patterson) | |
| Colorado St. San Francisco 12-31-03 | Boston College 21-35 (Tom O'Brien) | |
| Colorado St. Poinsettia 12-22-05 | Navy 30-51 (Paul Johnson) | |
| AL LUGINBILL , 0-1-0 (Cal Poly Pomona '67) Born 11-3-46 | San Diego St. Freedom 12-30-91 | Tulsa 17-28 (Dave Rader) |
| BILL LYNCH , 0-1-0 (Butler '77) Born 6-12-54 | Ball St. Las Vegas 12-19-96 | Nevada 15-18 (Jeff Tisdell) |
| GEORGE MacINTYRE , 0-1-0 (Miami [Fla.] '61) Born 4-30-39 | Vanderbilt..... Hall of Fame 12-31-82 | Air Force 28-36 (Ken Hatfield) |
| JOHN MACKOVIC , 2-5-0 (Wake Forest '65) Born 10-1-43 | Wake Forest..... Tangerine 12-22-79 | LSU 10-34 (Charlie McClendon) |
| Illinois..... All-American 12-29-88 | Florida 10-14 (Galen Hall) | |
| Illinois..... Fla. Citrus 1-1-90 | Virginia 31-21 (George Welsh) | |
| Illinois..... Hall of Fame 1-1-91 | Clemson 0-30 (Ken Hatfield) | |
| Texas Sun 12-30-94 | North Carolina 35-31 (Mack Brown) | |
| Texas Sugar 12-31-95 | Virginia Tech 10-28 (Frank Beamer) | |
| Texas Fiesta 1-1-97 | Penn St. 15-38 (Joe Paterno) | |
| DICK MacPHERSON , 3-1-1 (Springfield '58) Born 11-4-30 | Syracuse..... Cherry 12-21-85 | Maryland 18-35 (Bobby Ross) |
| Syracuse..... Sugar 1-1-88 | Auburn 16-16 (Pat Dye) | |
| Syracuse..... Hall of Fame 1-2-89 | LSU 23-10 (Mike Archer) | |
| Syracuse..... Peach 12-30-89 | Georgia 19-18 (Ray Goff) | |
| Syracuse..... Aloha 12-25-90 | Arizona 28-0 (Dick Tomney) | |
| EDWARD "SLIP" MADIGAN , 1-0-0 (Notre Dame '20) Born 11-18-1895 | St. Mary's (Cal.)..... Cotton 1-2-39 | Texas Tech 20-13 (Pete Cawthon) |
| JOHNNY MAJORS , 9-7-0 (Tennessee '57) Born 5-21-35 | Iowa St. Sun 12-18-71 | LSU 15-33 (Charlie McClendon) |
| Iowa St. Liberty 12-18-72 | Georgia Tech 30-31 (Bill Fulcher) | |
| Pittsburgh..... Fiesta 12-21-73 | Arizona St. 7-28 (Frank Kush) | |
| Pittsburgh..... Sun 12-26-75 | Kansas 33-19 (Bud Moore) | |
| Pittsburgh..... Sugar 1-1-77 | Georgia 27-3 (Vince Dooley) | |
| Tennessee..... Bluebonnet 12-31-79 | Purdue 22-27 (Jim Young) | |
| Tennessee..... Garden State 12-13-81 | Wisconsin 28-21 (Dave McClain) | |
| Tennessee..... Peach 12-31-82 | Iowa 22-28 (Hayden Fry) | |
| Tennessee..... Fla. Citrus 12-17-83 | Maryland 30-23 (Bobby Ross) | |
| Tennessee..... Sun 12-24-84 | Maryland 27-28 (Bobby Ross) | |
| Tennessee..... Sugar 1-1-86 | Miami (Fla.) 35-7 (Jimmy Johnson) | |
| Tennessee..... Liberty 12-29-86 | Minnesota 21-14 (John Gutekunst) | |
| Tennessee..... Peach 1-2-88 | Indiana 27-22 (Bill Mallory) | |
| Tennessee..... Cotton 1-1-90 | Arkansas 31-27 (Ken Hatfield) | |
| Tennessee..... Sugar 1-1-91 | Virginia 23-22 (George Welsh) | |
| Tennessee..... Fiesta 1-1-92 | Penn St. 17-42 (Joe Paterno) | |
| BILL MALLORY , 4-6-0 (Miami [Ohio] '57) Born 5-30-35 | Miami (Ohio)..... Tangerine 12-22-73 | Florida 16-7 (Doug Dickey) |
| Colorado..... Bluebonnet 12-27-75 | Texas 21-38 (Darrell Royal) | |
| Colorado..... Orange 1-1-77 | Ohio St. 10-27 (Woody Hayes) | |
| Northern Ill. California 12-17-83 | Cal St. Fullerton 20-13 (Gene Murphy) | |
| Indiana..... All-American 12-31-86 | Florida St. 13-27 (Bobby Bowden) | |
| Indiana..... Peach 1-2-88 | Tennessee 22-27 (Johnny Majors) | |
| Indiana..... Liberty 12-28-88 | South Carolina 34-10 (Joe Morrison) | |
| Indiana..... Peach 12-29-90 | Auburn 23-27 (Pat Dye) | |
| Indiana..... Copper 12-31-91 | Baylor 24-0 (Grant Teaff) | |
| Indiana..... Independence 12-31-93 | Virginia Tech 20-45 (Frank Beamer) | |
| FRANK MALONEY , 1-0-0 (Michigan '62) Born 9-26-40 | Syracuse..... Independence 12-15-79 | McNeese St. 31-7 (Ernie Duplechin) |
| MARK MANGINO , 1-1-0 (Youngstown St. '86) Born 8-26-56 | Kansas Tangerine 12-22-03 | North Carolina St. 26-56 (Chuck Amato) |
| Kansas Fort Worth 12-23-05 | Houston 42-13 (Art Briles) | |
| BOB MARGARITA , 0-1-0 (Brown '44) Born 11-3-20 | Georgetown..... Sun 1-2-50 | UTEP 20-33 (Jack "Cactus Jack" Curtice) |
| STEVE MARIUCCI , 0-1-0 (Northern Mich. '77) Born 11-4-55 | California..... Aloha 12-25-96 | Navy 38-42 (Charlie Weatherbie) |
| ABE MARTIN , 1-3-1 (TCU '32) Born 10-8-08 | TCU Cotton 1-2-56 | Mississippi 13-14 (John Vaught) |
| TCU Cotton 1-1-57 | Syracuse 28-27 (Ben Schwartzwalder) | |
| TCU Cotton 1-1-59 | Air Force 0-0 (Ben Martin) | |
| TCU Bluebonnet 12-19-59 | Clemson 7-23 (Frank Howard) | |
| TCU Sun 12-31-65 | UTEP 12-13 (Bobby Dobbs) | |
| BEN MARTIN , 0-2-1 (Navy '46) Born 6-28-21 | Air Force Cotton 1-1-59 | TCU 0-0 (Abe Martin) |
| Air Force Gator 12-28-63 | North Carolina 0-35 (Jim Hickey) | |
| Air Force Sugar 1-1-71 | Tennessee 13-34 (Bill Battle) | |
| GLEN MASON , 5-2-0 (Ohio St. '72) Born 4-9-50 | Kansas Aloha 12-25-92 | Brigham Young 23-20 (LaVell Edwards) |
| Kansas Aloha 12-25-95 | UCLA 51-30 (Terry Donahue) | |

| Coach/School | Bowl/Date | Opponent/Score (Coach) |
|---|--|--|
| Minnesota..... | Sun 12-31-99 | Oregon 20-24 (Mike Bellotti) |
| Minnesota..... | Music City 12-30-02 | Arkansas 29-14 (Houston Nutt) |
| Minnesota..... | Sun 12-31-03 | Oregon 31-30 (Mike Bellotti) |
| Minnesota..... | Music City 12-31-04 | Alabama 20-16 (Mike Shula) |
| Minnesota..... | Music City 12-30-05 | Virginia 31-34 (Al Groh) |
| TONY MASON , 0-1-0 (Clarion '50) Born 3-2-30 | | |
| Arizona..... | Fiesta 12-25-79 | Pittsburgh 10-16 (Jackie Sherrill) |
| RON McBRIDE , 3-3-0 (San Jose St. '63) Born 10-14-39 | | |
| Utah..... | Copper 12-29-92 | Washington St. 28-31 (Mike Price) |
| Utah..... | Freedom 12-30-93 | Southern California 21-28 (John Robinson) |
| Utah..... | Freedom 12-27-94 | Arizona 16-13 (Dick Tomey) |
| Utah..... | Copper 12-27-96 | Wisconsin 10-38 (Barry Alvarez) |
| Utah..... | Las Vegas 12-18-99 | Fresno St. 17-16 (Pat Hill) |
| Utah..... | Las Vegas 12-25-01 | Southern California 10-6 (Pete Carroll) |
| TOM McCANN , 0-1-0 (Illinois '24) Born 11-7-1898 | | |
| Miami (Fla.)..... | Orange 1-1-35 | Bucknell 0-26 (Edward "Hook" Mylin) |
| DAN McCARNEY , 2-3-0 (Iowa '75) Born 7-28-53 | | |
| Iowa St..... | Insight.com 12-28-00 | Pittsburgh 37-29 (Walt Harris) |
| Iowa St..... | Independence 12-27-01 | Alabama 13-14 (Dennis Franchione) |
| Iowa St..... | Humanitarian 12-31-02 | Boise St. 16-34 (Dan Hawkins) |
| Iowa St..... | Independence 12-28-04 | Miami (Ohio) 17-13 (Terry Hooppner) |
| Iowa St..... | Houston 12-31-05 | TCU 24-27 (Gary Patterson) |
| BILL McCARTNEY , 3-6-0 (Missouri '62) Born 8-22-40 | | |
| Colorado..... | Freedom 12-30-85 | Washington 17-20 (Don James) |
| Colorado..... | Bluebonnet 12-31-86 | Baylor 9-21 (Grant Teaff) |
| Colorado..... | Freedom 12-29-88 | Brigham Young 17-20 (LaVell Edwards) |
| Colorado..... | Orange 1-1-90 | Notre Dame 6-21 (Lou Holtz) |
| Colorado..... | Orange 1-1-91 | Notre Dame 10-9 (Lou Holtz) |
| Colorado..... | Blockbuster 12-28-91 | Alabama 25-30 (Gene Stallings) |
| Colorado..... | Fiesta 1-1-93 | Syracuse 22-26 (Paul Pasqualoni) |
| Colorado..... | Aloha 12-25-93 | Fresno St. 41-30 (Jim Sweeney) |
| Colorado..... | Fiesta 1-2-95 | Notre Dame 41-24 (Lou Holtz) |
| DAVE McCLAIN , 1-2-0 (Bowling Green '60) Born 1-28-38 | | |
| Wisconsin..... | Garden State 12-13-81 | Tennessee 21-28 (Johnny Majors) |
| Wisconsin..... | Independence 12-11-82 | Kansas St. 14-3 (Jim Dickey) |
| Wisconsin..... | Hall of Fame 12-29-84 | Kentucky 19-20 (Jerry Claiborne) |
| CHARLIE McCLENDON , 7-6-0 (Kentucky '50) Born 10-17-22 | | |
| LSU..... | Cotton 1-1-63 | Texas 13-0 (Darrell Royal) |
| LSU..... | Bluebonnet 12-21-63 | Baylor 7-14 (John Bridgers) |
| LSU..... | Sugar 1-1-65 | Syracuse 13-10 (Ben Schwartzwalder) |
| LSU..... | Cotton 1-1-66 | Arkansas 14-7 (Frank Broyles) |
| LSU..... | Sugar 1-1-68 | Wyoming 20-13 (Lloyd Eaton) |
| LSU..... | Peach 12-30-68 | Florida St. 31-27 (Bill Peterson) |
| LSU..... | Orange 1-1-71 | Nebraska 12-17 (Bob Devaney) |
| LSU..... | Sun 12-18-71 | Iowa St. 33-15 (Johnny Majors) |
| LSU..... | Bluebonnet 12-30-72 | Tennessee 17-24 (Bill Battle) |
| LSU..... | Orange 1-1-74 | Penn St. 9-16 (Joe Paterno) |
| LSU..... | Sun 12-31-77 | Stanford 14-24 (Bill Walsh) |
| LSU..... | Liberty 12-23-78 | Missouri 15-20 (Warren Powers) |
| LSU..... | Tangerine 12-22-79 | Wake Forest 34-10 (John Mackovic) |
| RUBE McCRAE , 1-1-0 (Ky. Wesleyan '30) Born 6-13-05 | | |
| William & Mary..... | Dixie 1-1-48 | Arkansas 19-21 (John Barnhill) |
| William & Mary..... | Delta 1-1-49 | Oklahoma St. 20-0 (Jim Lookabaugh) |
| J.F. "POP" McKALE , 0-1-0 (Albion '10) Born 6-12-1887 | | |
| Arizona..... | San Diego East-West Christmas Classic 12-26-21 | Centre 0-38 (Charley Moran) |
| JOHN McKAY , 6-3-0 (Oregon St. '50) Born 7-5-23 | | |
| Southern California.. | Rose 1-2-63 | Wisconsin 42-37 (Milt Bruhn) |
| Southern California.. | Rose 1-2-67 | Purdue 13-14 (Jack Mollenkopf) |
| Southern California.. | Rose 1-1-68 | Indiana 14-3 (John Pont) |
| Southern California.. | Rose 1-1-69 | Ohio St. 16-27 (Woody Hayes) |
| Southern California.. | Rose 1-1-70 | Michigan 10-3 (Glenn "Bo" Schembechler) |
| Southern California.. | Rose 1-1-73 | Ohio St. 42-17 (Woody Hayes) |
| Southern California.. | Rose 1-1-74 | Ohio St. 21-42 (Woody Hayes) |
| Southern California.. | Rose 1-1-75 | Ohio St. 18-17 (Woody Hayes) |
| Southern California.. | Liberty 12-22-75 | Texas A&M 20-0 (Emory Bellard) |
| ALLYN McKEEN , 1-0-0 (Tennessee '29) Born 1-26-05 | | |
| Mississippi St..... | Orange 1-1-41 | Georgetown 14-7 (Jack Hagerty) |
| JOHNNIE McMILLAN , 0-1-0 (South Carolina '41) Born 1-27-19 | | |
| South Carolina..... | Gator 1-1-46 | Wake Forest 14-26 (D.C. "Peahead" Walker) |
| MAC McWHORTER , 1-0-0 (Georgia '73) Born 6-17-50 | | |
| Georgia Tech..... | Seattle 12-27-01 | Stanford 24-14 (Tyrone Willingham) |
| DAVID McWILLIAMS , 1-1-0 (Texas '64) Born 4-18-42 | | |
| Texas..... | Bluebonnet 12-31-87 | Pittsburgh 32-27 (Mike Gottfried) |
| Texas..... | Cotton 1-1-91 | Miami (Fla.) 3-46 (Dennis Erickson) |
| JACK MEAGHER , 1-0-1 (Notre Dame '17) Born 7-4-1894 | | |
| Auburn..... | Bacardi, Cuba 1-1-37 | Villanova 7-7 (Maurice "Clipper" Smith) |
| Auburn..... | Orange 1-1-38 | Michigan St. 6-0 (Charlie Bachman) |

| Coach/School | Bowl/Date | Opponent/Score (Coach) |
|---|--|---|
| RANDOLPH R.M. MEDLEY , 2-0-0 (Mo. Wesleyan '21) Born 9-22-1898 | | |
| Southwestern (Tex.).. | Sun 1-1-44 | New Mexico 7-0 (Willis Barnes) |
| Southwestern (Tex.).. | Sun 1-1-45 | U. of Mexico 35-0 (Bernard A. Hoban) |
| BRONCO MENDENHALL , 0-1-0 (Oregon St. '88) Born 2-21-66 | | |
| Brigham Young..... | Las Vegas 12-22-05 | California 28-35 (Jeff Tedford) |
| LEO "DUTCH" MEYER , 3-4-0 (TCU '22) Born 1-15-1898 | | |
| TCU..... | Sugar 1-1-36 | LSU 3-2 (Bernie Moore) |
| TCU..... | Cotton 1-1-37 | Marquette 16-6 (Frank Murray) |
| TCU..... | Sugar 1-2-39 | Carnegie Mellon 15-7 (Bill Kern) |
| TCU..... | Orange 1-1-42 | Georgia 26-40 (Wally Butts) |
| TCU..... | Cotton 1-1-45 | Oklahoma St. 0-34 (Jim Lookabaugh) |
| TCU..... | Delta 1-1-48 | Mississippi 9-13 (John Vaught) |
| TCU..... | Cotton 1-1-52 | Kentucky 7-20 (Paul "Bear" Bryant) |
| RON MEYER , 0-1-0 (Purdue '63) Born 2-17-41 | | |
| SMU..... | Holiday 12-19-80 | Brigham Young 45-46 (LaVell Edwards) |
| URBAN MEYER , 3-0-0 (Cincinnati '86) Born 7-10-64 | | |
| Utah..... | Liberty 12-31-03 | Southern Miss. 17-0 (Jeff Bower) |
| Utah..... | Fiesta 1-1-05 | Pittsburgh 35-7 (Walt Harris) |
| Florida..... | Outback 1-2-06 | Iowa 31-24 (Kirk Ferentz) |
| JOHN MICHELOSEN , 0-2-0 (Pittsburgh '38) Born 2-13-16 | | |
| Pittsburgh..... | Sugar 1-2-56 | Georgia Tech 0-7 (Bobby Dodd) |
| Pittsburgh..... | Gator 12-29-56 | Georgia Tech 14-21 (Bobby Dodd) |
| LES MILES , 2-2-0 (Michigan '76) Born 11-10-53 | | |
| Oklahoma St..... | Houston 12-27-02 | Southern Miss. 33-23 (Jeff Bower) |
| Oklahoma St..... | Cotton 1-2-04 | Mississippi 28-31 (David Cutcliffe) |
| Oklahoma St..... | Alamo 12-29-04 | Ohio St. 7-33 (Jim Tressel) |
| LSU..... | Peach 12-30-05 | Miami (Fla.) 40-3 (Larry Coker) |
| RICK MINTER , 1-3-0 (Henderson St. '77) Born 10-4-54 | | |
| Cincinnati..... | Humanitarian 12-29-97 | Utah St. 35-19 (John L. Smith) |
| Cincinnati..... | Motor City 12-27-00 | Marshall 14-25 (Bob Pruett) |
| Cincinnati..... | Motor City 12-29-01 | Toledo 16-23 (Tom Anstutz) |
| Cincinnati..... | New Orleans 12-17-02 | North Texas 19-24 (Darrell Dickey) |
| JACK MITCHELL , 1-0-0 (Oklahoma '49) Born 12-3-24 | | |
| Kansas..... | Bluebonnet 12-16-61 | Rice 33-7 (Jesse Neely) |
| ODUS MITCHELL , 0-2-0 (West Tex. A&M '25) Born 6-29-1899 | | |
| North Texas..... | Salad 1-1-48 | Nevada 6-13 (Joe Sheeketski) |
| North Texas..... | Sun 12-31-59 | New Mexico St. 8-28 (Warren Woodson) |
| GARY MOELLER , 4-1-0 (Ohio St. '63) Born 1-26-41 | | |
| Michigan..... | Gator 1-1-91 | Mississippi 35-3 (Billy Brewer) |
| Michigan..... | Rose 1-1-92 | Washington 14-34 (Don James) |
| Michigan..... | Rose 1-1-93 | Washington 38-31 (Don James) |
| Michigan..... | Hall of Fame 1-1-94 | North Carolina St. 42-7 (Mike O'Cain) |
| Michigan..... | Holiday 12-30-94 | Colorado St. 24-14 (Sonny Lubick) |
| AL MOLDE , 0-1-0 (Gust. Adolphus '66) Born 11-15-43 | | |
| Western Mich..... | California 12-10-88 | Fresno St. 30-35 (Jim Sweeney) |
| JACK MOLLENKOPF , 1-0-0 (Bowling Green '31) Born 11-24-05 | | |
| Purdue..... | Rose 1-2-67 | Southern California 14-13 (John McKay) |
| BERNIE MOORE , 1-3-1 (Carson-Newman '17) Born 4-30-1895 | | |
| LSU..... | Sugar 1-1-36 | TCU 2-3 (Leo "Dutch" Meyer) |
| LSU..... | Sugar 1-1-37 | Santa Clara 14-21 (Lawrence "Buck" Shaw) |
| LSU..... | Sugar 1-1-38 | Santa Clara 0-6 (Lawrence "Buck" Shaw) |
| LSU..... | Orange 1-1-44 | Texas A&M 19-14 (Homer Norton) |
| LSU..... | Cotton 1-1-47 | Arkansas 0-0 (John Barnhill) |
| BUD MOORE , 0-1-0 (Alabama '61) Born 10-16-39 | | |
| Kansas..... | Sun 12-26-75 | Pittsburgh 19-33 (Johnny Majors) |
| CHARLEY MORAN , 2-1-0 (Tennessee '98) Born 2-22-1878 | | |
| Centre..... | Fort Worth Classic 1-1-21 | TCU 63-7 (Bill Driver) |
| Centre..... | San Diego East-West Christmas Classic 12-26-21 | Arizona 38-0 (J.F. "Pop" McKale) |
| Centre..... | Dixie Classic 1-2-22 | Texas A&M 14-22 (Dana Bible) |
| DELL MORGAN , 0-3-0 (Austin '25) Born 2-14-02 | | |
| Texas Tech..... | Sun 1-1-42 | Tulsa 0-6 (Henry Frnka) |
| Texas Tech..... | Sun 1-1-48 | Miami (Ohio) 12-13 (Sid Gillman) |
| Texas Tech..... | Raisin 12-31-49 | San Jose St. 13-20 (Bill Hubbard) |
| JOE MORRISON , 0-3-0 (Cincinnati '59) Born 8-21-37 | | |
| South Carolina..... | Gator 12-28-84 | Oklahoma St. 14-21 (Pat Jones) |
| South Carolina..... | Gator 12-31-87 | LSU 13-30 (Mike Archer) |
| South Carolina..... | Liberty 12-28-88 | Indiana 10-34 (Bill Mallory) |
| RAY MORRISON , 0-1-0 (Vanderbilt '12) Born 2-28-1885 | | |
| SMU..... | Dixie Classic 1-1-25 | West Va. Wesleyan 7-9 (Bob Higgins) |
| DARRELL MUDRA , 0-1-0 (Peru St. '51) Born 1-4-29 | | |
| Arizona..... | Sun 12-28-68 | Auburn 10-34 (Ralph "Shug" Jordan) |
| HAL MUMME , 0-2-0 (Tarleton St. '75) Born 3-29-52 | | |
| Kentucky..... | Outback 1-1-99 | Penn St. 14-26 (Joe Paterno) |
| Kentucky..... | Music City 12-29-99 | Syracuse 13-20 (Paul Pasqualoni) |

Coach/School Bowl/Date Opponent/Score (Coach)
CLARENCE "BIGGIE" MUNN, 1-0-0 (Minnesota '32) Born 9-11-08
 Michigan St. Rose 1-1-54 UCLA 28-20 (Henry "Red" Sanders)

BILLY MURPHY, 1-0-0 (Mississippi St. '47) Born 1-13-21
 Memphis Pasadena 12-18-71 San Jose St. 28-9 (Dewey King)

GENE MURPHY, 0-1-0 (North Dakota '62) Born 8-6-39
 Cal St. Fullerton..... California 12-17-83 Northern Ill. 13-20 (Bill Mallory)

JACK MURPHY, 1-0-0 (Heidelberg '54) Born 8-6-32
 Toledo Tangerine 12-28-71 Richmond 28-3 (Frank Jones)

BILL MURRAY, 2-1-0 (Duke '31) Born 9-9-08
 Duke Orange 1-1-55 Nebraska 34-7 (Bill Glassford)
 Duke Orange 1-1-58 Oklahoma 21-48 (Bud Wilkinson)
 Duke Cotton 1-2-61 Arkansas 7-6 (Frank Broyles)

FRANK MURRAY, 0-1-0 (Tufts '08) Born 2-12-85
 Marquette Cotton 1-1-37 TCU 6-16 (Leo "Dutch" Meyer)

DENNY MYERS, 0-1-0 (Iowa '30) Born 11-10-05
 Boston College..... Orange 1-1-43 Alabama 21-37 (Frank Thomas)

EDWARD "HOOK" MYLIN, 1-0-0 (Frank. & Marsh.) Born 10-23-1897
 Bucknell Orange 1-1-35 Miami (Fla.) 26-0 (Tom McCann)

RAY NAGEL, 1-0-0 (UCLA '50) Born 5-18-27
 Utah Liberty 12-19-64 West Virginia 32-6 (Gene Corum)

LARRY NAVIAUX, 0-1-0 (Nebraska '59) Born 12-17-36
 Boston U. Pasadena 12-6-69 San Diego St. 7-28 (Don Coryell)

EARLE "GREASY" NEALE, 0-0-1 (West Va. Wesleyan '14) Born 11-5-1891
 Wash. & Jeff. Rose 1-2-22 California 0-0 (Andy Smith)

JESS NEELY, 4-3-0 (Vanderbilt '23) Born 1-4-1898
 Clemson Cotton 1-1-40 Boston College 6-3 (Frank Leahy)
 Rice Orange 1-1-47 Tennessee 8-0 (Bob Neyland)
 Rice Cotton 1-2-50 North Carolina 27-13 (Carl Snavelly)
 Rice Cotton 1-1-54 Alabama 28-6 (Harold "Red" Drew)
 Rice Cotton 1-1-58 Navy 7-20 (Eddie Erdelatz)
 Rice Sugar 1-2-61 Mississippi 6-14 (John Vaught)
 Rice Bluebonnet 12-16-61 Kansas 7-33 (Jack Mitchell)

DON NEHLEN, 4-9-0 (Bowling Green '58) Born 1-1-36
 West Virginia Peach 12-31-81 Florida 26-6 (Charley Pell)
 West Virginia Gator 12-30-82 Florida St. 12-31 (Bobby Bowden)
 West Virginia Hall of Fame 12-22-83 Kentucky 20-16 (Jerry Claiborne)
 West Virginia Bluebonnet 12-31-84 TCU 31-14 (Jim Wacker)
 West Virginia Sun 12-25-87 Oklahoma St. 33-35 (Pat Jones)
 West Virginia Fiesta 1-2-89 Notre Dame 21-34 (Lou Holtz)
 West Virginia Gator 12-30-89 Clemson 7-27 (Danny Ford)
 West Virginia Sugar 1-1-94 Florida 7-41 (Steve Spurrier)
 West Virginia Carquest 1-2-95 South Carolina 21-24 (Brad Scott)
 West Virginia Gator 1-1-97 North Carolina 13-20 (Mack Brown)
 West Virginia Carquest 12-29-97 Georgia Tech 30-35 (George O'Leary)
 West Virginia Insight.com 12-26-98 Missouri 31-34 (Larry Smith)
 West Virginia Music City 12-28-00 Mississippi 49-38 (David Cutcliffe)

RICK NEUHEISEL, 4-3-0 (UCLA '84) Born 2-7-61
 Colorado Cotton 1-1-96 Oregon 38-6 (Mike Bellotti)
 Colorado Holiday 12-30-96 Washington 33-21 (Jim Lambright)
 Colorado Aloha Classic 12-25-98 Oregon 51-43 (Mike Bellotti)
 Washington Holiday 12-29-99 Kansas St. 20-24 (Bill Snyder)
 Washington Rose 1-1-01 Purdue 34-24 (Joe Tiller)
 Washington Holiday 12-28-01 Texas 43-47 (Mack Brown)
 Washington Sun 12-31-02 Purdue 24-34 (Joe Tiller)

BOB NEYLAND, 2-5-0 (Army '16) Born 2-17-1892
 Tennessee Orange 1-2-39 Oklahoma 17-0 (Tom Stidham)
 Tennessee Rose 1-1-40 Southern California 0-14 (Howard Jones)
 Tennessee Sugar 1-1-41 Boston College 13-19 (Frank Leahy)
 Tennessee Orange 1-1-47 Rice 0-8 (Jess Neely)
 Tennessee Cotton 1-1-51 Texas 20-14 (Blair Cherry)
 Tennessee Sugar 1-1-52 Maryland 13-28 (Jim Tatum)
 Tennessee Cotton 1-1-53 Texas 0-16 (Ed Price)

RAY NOLTING, 1-0-0 (Cincinnati '36) Born 11-8-13
 Cincinnati Sun 1-1-47 Virginia Tech 18-6 (Jimmy Kitts)

HOMER NORTON, 2-2-1 (Birmingham So. '16) Born 12-30-1896
 Centenary (La.)..... Dixie Classic 1-1-34 Arkansas 7-7 (Fred Thomsen)
 Texas A&M..... Sugar 1-1-40 Tulane 14-13 (Lowell "Red" Dawson)
 Texas A&M..... Cotton 1-1-41 Fordham 13-12 (Jim Crowley)
 Texas A&M..... Cotton 1-1-42 Alabama 21-29 (Frank Thomas)
 Texas A&M..... Orange 1-1-44 LSU 14-19 (Bernie Moore)

JOE NOVAK, 1-0-0 (Miami [Ohio] '67) Born 4-19-45
 Northern Ill. Silicon Valley 12-30-04 Troy 34-21 (Larry Blakeney)

TOM NUGENT, 0-2-0 (Ithaca '36) Born 2-24-16
 Florida St. Sun 1-1-55 UTEP 20-47 (Mike Brumbelow)
 Florida St. Bluegrass 12-13-58 Oklahoma St. 6-15 (Cliff Speegle)

HOUSTON NUTT, 2-4-0 (Oklahoma St. '81) Born 10-14-57
 Arkansas Fla. Citrus 1-1-99 Michigan 31-45 (Lloyd Carr)
 Arkansas Cotton 1-1-00 Texas 27-6 (Mack Brown)
 Arkansas Las Vegas 12-21-00 UNLV 14-31 (John Robinson)
 Arkansas Cotton 1-1-02 Oklahoma 3-10 (Bob Stoops)

Coach/School Bowl/Date Opponent/Score (Coach)
 Arkansas Music City 12-30-02 Minnesota 14-29 (Glen Mason)
 Arkansas Independence 12-31-03 Missouri 27-14 (Gary Pinkel)

TOM O'BRIEN, 6-1-0 (Navy '71) Born 10-5-48
 Boston College..... Insight.com 12-31-99 Colorado 28-62 (Gary Barnett)
 Boston College..... Aloha Classic 12-25-00 Arizona St. 31-17 (Bruce Snyder)
 Boston College..... Music City 12-28-01 Georgia 20-16 (Mark Richt)
 Boston College..... Motor City 12-26-02 Toledo 51-25 (Tom Anstutz)
 Boston College..... San Francisco 12-31-03 Colorado St. 35-21 (Sonny Lubick)
 Boston College..... Continental Tire 12-30-04 North Carolina 37-24 (John Bunting)
 Boston College..... MPC Computers 12-28-05 Boise St. 27-21 (Dan Hawking)

MIKE O'CAIN, 1-2-0 (Clemson '77) Born 7-20-54
 North Carolina St. Hall of Fame 1-1-94 Michigan 7-42 (Gary Moeller)
 North Carolina St. Peach 1-1-95 Mississippi St. 28-24 (Jackie Sherrill)
 North Carolina St. Micron PC 12-29-98 Miami (Fla.) 23-46 (Butch Davis)

GEORGE O'LEARY, 2-3-0 (New Hampshire '68) Born 8-17-46
 Georgia Tech..... Carquest 12-29-97 West Virginia 35-30 (Don Nehlen)
 Georgia Tech..... Gator 1-1-99 Notre Dame 35-28 (Bob Davie)
 Georgia Tech..... Gator 1-1-00 Miami (Fla.) 13-28 (Butch Davis)
 Georgia Tech..... Peach 12-29-00 LSU 14-28 (Nick Saban)
 UCF Hawaii 12-24-05 Nevada 48-49 (ot) (Chris Ault)

BERNARD "BUNNIE" OAKES, 0-1-0 (Illinois '24) Born 9-15-1898
 Colorado Cotton 1-1-38 Rice 14-28 (Jimmy Kitts)

JORDAN OLIVAR, 1-1-0 (Villanova '38) Born 1-30-15
 Villanova Great Lakes 12-6-47 Kentucky 14-24 (Paul "Bear" Bryant)
 Villanova Harbor 1-1-49 Nevada 27-7 (Joe Sheeketski)

AL ONOFRIO, 1-1-0 (Arizona St. '43) Born 3-15-21
 Missouri..... Fiesta 12-23-72 Arizona St. 35-49 (Frank Kush)
 Missouri Sun 12-29-73 Auburn 34-17 (Ralph "Shug" Jordan)

BENNIE OOSTERBAAN, 1-0-0 (Michigan '28) Born 2-24-06
 Michigan Rose 1-1-51 California 14-6 (Lynn "Pappy" Waldorf)

TOM OSBORNE, 12-13-0 (Hastings '59) Born 2-23-37
 Nebraska Cotton 1-1-74 Texas 19-3 (Darrell Royal)
 Nebraska Sugar 12-31-74 Florida 13-10 (Doug Dickey)
 Nebraska Fiesta 12-26-75 Arizona St. 14-17 (Frank Kush)
 Nebraska Bluebonnet 12-31-76 Texas Tech 27-24 (Steve Sloan)
 Nebraska Liberty 12-19-77 North Carolina 21-17 (Bill Dooley)
 Nebraska Orange 1-1-79 Oklahoma 24-31 (Barry Switzer)
 Nebraska Cotton 1-1-80 Houston 14-17 (Bill Yeaman)
 Nebraska Sun 12-27-80 Mississippi St. 31-17 (Emory Bellard)
 Nebraska Orange 1-1-82 Clemson 15-22 (Danny Ford)
 Nebraska Orange 1-1-83 LSU 21-20 (Jerry Stovall)
 Nebraska Orange 1-2-84 Miami (Fla.) 30-31 (Howard Schellenberger)

Nebraska Sugar 1-1-85 LSU 28-10 (Bill Arnsparger)
 Nebraska Fiesta 1-1-86 Michigan 23-27 (Glenn "Bo" Schembechler)

Nebraska Sugar 1-1-87 LSU 30-15 (Bill Arnsparger)
 Nebraska Fiesta 1-1-88 Florida St. 28-31 (Bobby Bowden)
 Nebraska Orange 1-2-89 Miami (Fla.) 3-23 (Jimmy Johnson)
 Nebraska Fiesta 1-1-90 Florida St. 17-41 (Bobby Bowden)
 Nebraska Fla. Citrus 1-1-91 Georgia Tech 21-45 (Bobby Ross)
 Nebraska Orange 1-1-92 Miami (Fla.) 0-22 (Dennis Erickson)
 Nebraska Orange 1-1-93 Florida St. 14-27 (Bobby Bowden)
 Nebraska Orange 1-1-94 Florida St. 16-18 (Bobby Bowden)
 Nebraska Orange 1-1-95 Miami (Fla.) 24-17 (Dennis Erickson)
 Nebraska Fiesta 1-2-96 Florida 62-24 (Steve Spurrier)
 Nebraska Orange 12-31-96 Virginia Tech 41-21 (Frank Beamer)
 Nebraska Orange 1-2-98 Tennessee 42-17 (Phillip Fulmer)

JIM OWENS, 2-1-0 (Oklahoma '50) Born 3-6-27
 Washington Rose 1-1-60 Wisconsin 44-8 (Milt Bruhn)
 Washington Rose 1-2-61 Minnesota 17-7 (Murray Warmath)
 Washington Rose 1-1-64 Illinois 7-17 (Pete Elliott)

JACK PARDEE, 0-1-0 (Texas A&M '57) Born 4-9-36
 Houston Aloha 12-25-88 Washington St. 22-24 (Dennis Erickson)

ARA PARSEGHIAN, 3-2-0 (Miami [Ohio] '49) Born 5-21-23
 Notre Dame..... Cotton 1-1-70 Texas 17-21 (Darrell Royal)
 Notre Dame..... Cotton 1-1-71 Texas 24-11 (Darrell Royal)
 Notre Dame..... Orange 1-1-73 Nebraska 6-40 (Bob Devaney)
 Notre Dame..... Sugar 12-31-73 Alabama 24-23 (Paul "Bear" Bryant)
 Notre Dame..... Orange 1-1-75 Alabama 13-11 (Paul "Bear" Bryant)

PAUL PASQUALONI, 6-3-0 (Penn St. '72) Born 8-16-49
 Syracuse Hall of Fame 1-1-92 Ohio St. 24-17 (John Cooper)
 Syracuse Fiesta 1-1-93 Colorado 26-22 (Bill McCartney)
 Syracuse Gator 1-1-96 Clemson 41-0 (Tommy West)
 Syracuse Liberty 12-27-96 Houston 30-17 (Kim Helton)
 Syracuse Fiesta 12-31-97 Kansas St. 18-35 (Bill Snyder)
 Syracuse Orange 1-2-99 Florida 10-31 (Steve Spurrier)
 Syracuse Music City 12-29-99 Kentucky 20-13 (Hal Mumme)
 Syracuse Insight.com 12-29-01 Kansas St. 26-3 (Bill Snyder)
 Syracuse Champs Sports 12-21-04 Syracuse 14-51 (Chan Gailey)

JOE PATERNO, 21-10-1 (Brown '50) Born 12-21-26
 Penn St. Gator 12-30-67 Florida St. 17-17 (Bill Peterson)
 Penn St. Orange 1-1-69 Kansas 15-14 (Pepper Rodgers)

| Coach/School | Bowl/Date | Opponent/Score (Coach) |
|---------------------|--------------------|---|
| Penn St. | Orange 1-1-70 | Missouri 10-3 (Dan Devine) |
| Penn St. | Cotton 1-1-72 | Texas 30-6 (Darrell Royal) |
| Penn St. | Sugar 1-23-72 | Oklahoma 0-14 (Chuck Fairbanks) |
| Penn St. | Orange 1-1-74 | LSU 16-9 (Charlie McClendon) |
| Penn St. | Cotton 1-1-75 | Baylor 41-20 (Grant Teaff) |
| Penn St. | Sugar 1-23-75 | Alabama 6-13 (Paul "Bear" Bryant) |
| Penn St. | Gator 1-2-76 | Notre Dame 9-20 (Dan Devine) |
| Penn St. | Fiesta 1-2-77 | Arizona St. 42-30 (Frank Kush) |
| Penn St. | Sugar 1-1-79 | Alabama 7-14 (Paul "Bear" Bryant) |
| Penn St. | Liberty 1-2-79 | Tulane 9-6 (Larry Smith) |
| Penn St. | Fiesta 1-2-80 | Ohio St. 31-19 (Earle Bruce) |
| Penn St. | Fiesta 1-1-82 | Southern California 26-10 (John Robinson) |
| Penn St. | Sugar 1-1-83 | Georgia 27-23 (Vince Dooley) |
| Penn St. | Aloha 1-2-83 | Washington 13-10 (Don James) |
| Penn St. | Orange 1-1-86 | Oklahoma 10-25 (Barry Switzer) |
| Penn St. | Fiesta 1-1-87 | Miami (Fla.) 14-10 (Jimmy Johnson) |
| Penn St. | Fla. Citrus 1-1-88 | Clemson 10-35 (Danny Ford) |
| Penn St. | Holiday 1-2-89 | Brigham Young 50-39 (LaVell Edwards) |
| Penn St. | Blockbuster 1-2-89 | Florida St. 17-24 (Bobby Bowden) |
| Penn St. | Fiesta 1-1-92 | Tennessee 42-17 (Johnny Majors) |
| Penn St. | Blockbuster 1-1-93 | Stanford 3-24 (Bill Walsh) |
| Penn St. | Fla. Citrus 1-1-94 | Tennessee 31-13 (Phillip Fulmer) |
| Penn St. | Rose 1-2-95 | Oregon 38-20 (Rich Brooks) |
| Penn St. | Outback 1-1-96 | Auburn 43-14 (Terry Bowden) |
| Penn St. | Fiesta 1-1-97 | Texas 38-15 (John Mackovic) |
| Penn St. | Alamo 1-2-98 | Texas A&M 24-0 (R.C. Slocum) |
| Penn St. | Fla. Citrus 1-1-98 | Florida 6-21 (Steve Spurrier) |
| Penn St. | Outback 1-1-99 | Kentucky 26-14 (Hal Mumme) |
| Penn St. | Alamo 1-2-99 | Texas A&M 24-0 (R.C. Slocum) |
| Penn St. | Capital One 1-1-03 | Auburn 9-13 (Tommy Tuberville) |
| Penn St. | Orange 1-3-06 | Florida St. 26-23 (3 ot) (Bobby Bowden) |

GARY PATTERSON, 2-3-0 (Kansas St. '83) Born 2-13-60

| | | |
|-----|-------------------------------|-----------------------------------|
| TCU | Mobile Alabama 12-20-00 | Southern Miss. 21-28 (Jeff Bower) |
| TCU | galleryfurniture.com 12-28-01 | Texas A&M 9-28 (R.C. Slocum) |
| TCU | Liberty 12-31-02 | Colorado St. 17-3 (Sonny Lubick) |
| TCU | Fort Worth 12-23-03 | Boise St. 31-34 (Dan Hawkins) |
| TCU | Houston 12-31-05 | Iowa St. 27-24 (Dan McCarney) |

JOE RAYMOND PEACE, 0-0-1 (Louisiana Tech '68) Born 6-5-45

| | | |
|----------------|-----------------------|------------------------------|
| Louisiana Tech | Independence 12-15-90 | Maryland 34-34 (Joe Krivack) |
|----------------|-----------------------|------------------------------|

CHARLEY PELL, 2-3-0 (Alabama '64) Born 2-27-41

| | | |
|---------|---------------------|-----------------------------------|
| Clemson | Gator 12-30-77 | Pittsburgh 3-34 (Jackie Sherrill) |
| Florida | Tangerine 12-20-80 | Maryland 35-20 (Jerry Claiborne) |
| Florida | Peach 12-31-81 | West Virginia 6-26 (Don Nehlen) |
| Florida | Bluebonnet 12-31-82 | Arkansas 24-28 (Lou Holtz) |
| Florida | Gator 12-30-83 | Iowa 14-6 (Hayden Fry) |

RAY PERKINS, 3-0-0 (Alabama '67) Born 11-6-41

| | | |
|---------|----------------|--|
| Alabama | Sun 12-24-83 | SMU 28-7 (Bobby Collins) |
| Alabama | Aloha 12-28-85 | Southern California 24-3 (Ted Tollner) |
| Alabama | Sun 12-26-86 | Washington 28-6 (Don James) |

GEORGE PERLES, 3-4-0 (Michigan St. '60) Born 7-16-34

| | | |
|--------------|-----------------------|--|
| Michigan St. | Cherry 12-22-84 | Army 6-10 (Jim Young) |
| Michigan St. | Hall of Fame 12-31-85 | Georgia Tech 14-17 (Bill Curry) |
| Michigan St. | Rose 1-1-88 | Southern California 20-17 (Larry Smith) |
| Michigan St. | Gator 1-1-89 | Georgia 27-34 (Vince Dooley) |
| Michigan St. | Aloha 12-25-89 | Hawaii 33-13 (Bob Wagner) |
| Michigan St. | John Hancock 12-31-90 | Southern California 17-16 (Larry Smith) |
| Michigan St. | Liberty 12-28-93 | Louisville 7-18 (Howard Schnellenberger) |

DOYT PERRY, 0-1-0 (Bowling Green '32) Born 1-6-10

| | | |
|---------------|----------------|---------------------------------|
| Bowling Green | Mercy 11-23-61 | Fresno St. 6-36 (Cecil Coleman) |
|---------------|----------------|---------------------------------|

BILL PETERSON, 1-2-1 (Ohio Northern '46) Born 5-14-20

| | | |
|-------------|----------------|-------------------------------|
| Florida St. | Gator 1-2-65 | Oklahoma 36-19 (Gomer Jones) |
| Florida St. | Sun 12-24-66 | Wyoming 20-28 (Lloyd Eaton) |
| Florida St. | Gator 12-30-67 | Penn St. 17-17 (Joe Paterno) |
| Florida St. | Peach 12-30-68 | LSU 27-31 (Charlie McClendon) |

BOBBY PETRINO, 1-2-0 (Carroll [Mont.] '83) Born 3-10-61

| | | |
|------------|------------------|-------------------------------------|
| Louisville | GMAC 12-18-03 | Miami (Ohio) 28-49 (Terry Hoepfner) |
| Louisville | Liberty 12-31-04 | Boise St. 44-40 (Dan Hawkins) |
| Louisville | Gator 1-2-06 | Virginia Tech 24-35 (Frank Beamer) |

JIMMY PHELAN, 0-3-0 (Notre Dame '19) Born 1-2-18-92

| | | |
|-------------------|--------------|-------------------------------------|
| Washington | Rose 1-1-37 | Pittsburgh 0-21 (Jock Sutherland) |
| St. Mary's (Cal.) | Sugar 1-1-46 | Oklahoma St. 12-33 (Jim Lookabaugh) |
| St. Mary's (Cal.) | Oil 1-1-47 | Georgia Tech 19-41 (Bobby Dodd) |

ALVIN "PIX" PIERSON, 0-1-0 (Nevada '22) Born 7-25-1898

| | | |
|------------|---------------|-------------------------|
| Fresno St. | Raisin 1-1-46 | Drake 12-13 (Vee Green) |
|------------|---------------|-------------------------|

GARY PINKEL, 2-1-0 (Kent St. '75) Born 4-27-52

| | | |
|----------|-----------------------|---------------------------------------|
| Toledo | Las Vegas 12-14-95 | Nevada 40-37 (ot) (Chris Ault) |
| Missouri | Independence 12-31-03 | Arkansas 14-27 (Houston Nutt) |
| Missouri | Independence 12-30-05 | South Carolina 38-31 (Steve Spurrier) |

JIM PITTMAN, 1-0-0 (Mississippi St. '50) Born 8-28-25

| | | |
|--------|------------------|-------------------------------|
| Tulane | Liberty 12-12-70 | Colorado 17-3 (Eddie Crowder) |
|--------|------------------|-------------------------------|

| Coach/School | Bowl/Date | Opponent/Score (Coach) |
|---|--------------------------------------|---------------------------------------|
| JOHN PONT , 0-2-0 (Miami [Ohio] '52) Born 11-13-27 | Miami (Ohio)..... Tangerine 12-22-52 | Houston 21-49 (Bill Yeoman) |
| Indiana..... | Rose 1-1-68 | Southern California 3-14 (John McKay) |

WARREN POWERS, 3-2-0 (Nebraska '63) Born 2-19-41

| | | |
|---------------|-----------------------|--------------------------------------|
| Missouri..... | Liberty 12-23-78 | LSU 20-15 (Charlie McClendon) |
| Missouri..... | Hall of Fame 12-29-79 | South Carolina 24-14 (Jim Carlen) |
| Missouri..... | Liberty 12-27-80 | Purdue 25-28 (Jim Young) |
| Missouri..... | Tangerine 12-19-81 | Southern Miss. 19-17 (Bobby Collins) |
| Missouri..... | Holiday 12-23-83 | Brigham Young 17-21 (LaVell Edwards) |

CLARENCE "NIBS" PRICE, 0-1-0 (California '14) Born 1889

| | | |
|-----------------|-------------|-----------------------------------|
| California..... | Rose 1-1-29 | Georgia Tech 7-8 (Bill Alexander) |
|-----------------|-------------|-----------------------------------|

ED PRICE, 1-0-0 (Texas '33) Born 1-12-09

| | | |
|------------|---------------|------------------------------|
| Texas..... | Cotton 1-1-53 | Tennessee 16-0 (Bob Neyland) |
|------------|---------------|------------------------------|

MIKE PRICE, 3-4-0 (Puget Sound '69) Born 4-6-46

| | | |
|----------------|------------------|-------------------------------|
| Washington St. | Copper 12-29-92 | Utah 31-28 (Ron McBride) |
| Washington St. | Alamo 12-31-94 | Baylor 10-3 (Chuck Reedy) |
| Washington St. | Rose 1-1-98 | Michigan 16-21 (Lloyd Carr) |
| Washington St. | Sun 12-31-01 | Purdue 33-27 (Joe Tiller) |
| Washington St. | Rose 1-1-03 | Oklahoma 14-34 (Bob Stoops) |
| UTEP..... | Houston 12-29-04 | Colorado 28-33 (Gary Barnett) |
| UTEP..... | GMAC 12-21-05 | Toledo 13-45 (Tom Amstutz) |

TOMMY PROTHRO, 2-2-0 (Duke '42) Born 7-20-20

| | | |
|------------|------------------|---|
| Oregon St. | Rose 1-1-57 | Iowa 19-35 (Forest Evashevski) |
| Oregon St. | Liberty 12-15-62 | Villanova 6-0 (Alex Bell) |
| Oregon St. | Rose 1-1-65 | Michigan 7-34 (Chalmers "Bump" Elliott) |
| UCLA..... | Rose 1-1-66 | Michigan St. 14-12 (Duffy Daugherty) |

BOB PRUETT, 5-2-0 (Marshall '65) Born 6-30-43

| | | |
|---------------|---------------------|---------------------------------------|
| Marshall..... | Motor City 12-26-97 | Mississippi 31-34 (Tommy Tuberville) |
| Marshall..... | Motor City 12-23-98 | Louisville 48-29 (John L. Smith) |
| Marshall..... | Motor City 12-27-99 | Brigham Young 21-3 (LaVell Edwards) |
| Marshall..... | Motor City 12-27-00 | Cincinnati 25-14 (Rick Minter) |
| Marshall..... | GMAC 12-19-01 | East Caro. 64-61 (2 ot) (Steve Logan) |
| Marshall..... | GMAC 12-18-02 | Louisville 38-15 (John L. Smith) |
| Marshall..... | Fort Worth 12-23-04 | Cincinnati 14-32 (Mark Dantonio) |

DAVE RADER, 1-1-0 (Tulsa '80) Born 3-9-57

| | | |
|------------|-----------------------|------------------------------------|
| Tulsa..... | Independence 12-16-89 | Oregon 24-27 (Rich Brooks) |
| Tulsa..... | Freedom 12-30-91 | San Diego St. 28-17 (Al Luginbill) |

JOHN RALSTON, 2-2-0 (California '54) Born 4-25-27

| | | |
|---------------|----------------|--|
| Utah St. | Sun 12-31-60 | New Mexico St. 13-20 (Warren Woodson) |
| Utah St. | Gotham 12-9-61 | Baylor 9-24 (John Bridgers) |
| Stanford..... | Rose 1-1-71 | Ohio St. 27-17 (Woody Hayes) |
| Stanford..... | Rose 1-1-72 | Michigan 13-12 (Glenn "Bo" Schembechler) |

CHUCK REEDY, 0-1-0 (Appalachian St. '71) Born 5-31-49

| | | |
|-------------|----------------|----------------------------------|
| Baylor..... | Alamo 12-31-94 | Washington St. 3-10 (Mike Price) |
|-------------|----------------|----------------------------------|

RED REESE, 1-0-0 (Washington St. '25) Born 3-2-1899

| | | |
|-----------------------|------------|--------------------------------------|
| Second Air Force..... | Sun 1-1-43 | Hardin-Simmons 13-7 (Warren Woodson) |
|-----------------------|------------|--------------------------------------|

BO REIN, 2-0-0 (Ohio St. '68) Born 7-20-45

| | | |
|--------------------|--------------------|------------------------------------|
| North Carolina St. | Peach 12-31-77 | Iowa St. 24-14 (Earle Bruce) |
| North Carolina St. | Tangerine 12-23-78 | Pittsburgh 30-17 (Jackie Sherrill) |

MARK RICHT, 3-2-0 (Miami [Fla.] '82) Born 2-18-60

| | | |
|--------------|---------------------|--------------------------------------|
| Georgia..... | Music City 12-28-01 | Boston College 16-20 (Tom O'Brien) |
| Georgia..... | Sugar 1-1-03 | Florida St. 26-13 (Bobby Bowden) |
| Georgia..... | Capital One 1-1-04 | Purdue 34-27 (ot) (Joe Tiller) |
| Georgia..... | Outback 1-1-05 | Wisconsin 24-21 (Barry Alvarez) |
| Georgia..... | Sugar 1-2-06 | West Virginia 35-38 (Rich Rodriguez) |

MIKE RILEY, 2-0-0 (Alabama '75) Born 7-6-53

| | | |
|------------|--------------------|-------------------------------|
| Oregon St. | Las Vegas 12-24-03 | New Mexico 55-14 (Rocky Long) |
| Oregon St. | Insight 12-28-04 | Notre Dame 38-21 (Kent Baer) |

PAUL ROACH, 0-3-0 (Black Hills St. '52) Born 10-24-27

| | | |
|--------------|------------------|---------------------------------|
| Wyoming..... | Holiday 12-30-87 | Iowa 19-20 (Hayden Fry) |
| Wyoming..... | Holiday 12-30-88 | Oklahoma St. 14-62 (Pat Jones) |
| Wyoming..... | Copper 12-31-90 | California 15-17 (Bruce Snyder) |

STEVE ROBERTS, 0-1-0 (Ouachita Baptist '87) Born 10-13-64

| | | |
|--------------|----------------------|-----------------------------------|
| Arkansas St. | New Orleans 12-20-05 | Southern Miss. 19-31 (Jeff Bower) |
|--------------|----------------------|-----------------------------------|

ED ROBINSON, 0-1-0 (Brown '96) Born 10-15-73

| | | |
|------------|-------------|--|
| Brown..... | Rose 1-1-16 | Washington St. 0-14 (Bill "Lone Star" Dietz) |
|------------|-------------|--|

JOHN ROBINSON, 8-1-0 (Oregon '58) Born 7-25-35

| | | |
|-----------------------|---------------------|--|
| Southern California.. | Rose 1-1-77 | Michigan 14-6 (Glenn "Bo" Schembechler) |
| Southern California.. | Bluebonnet 12-31-77 | Texas A&M 47-28 (Emory Bellard) |
| Southern California.. | Rose 1-1-79 | Michigan 17-10 (Glenn "Bo" Schembechler) |

| | | |
|-----------------------|--------------------|-----------------------------------|
| Southern California.. | Rose 1-1-80 | Ohio St. 17-16 (Earle Bruce) |
| Southern California.. | Fiesta 1-1-82 | Penn St. 10-26 (Joe Paterno) |
| Southern California.. | Freedom 12-30-93 | Utah 28-21 (Ron McBride) |
| Southern California.. | Cotton 1-2-95 | Texas Tech 55-14 (Spike Dykes) |
| Southern California.. | Rose 1-1-96 | Northwestern 41-32 (Gary Barnett) |
| UNLV..... | Las Vegas 12-21-00 | Arkansas 31-14 (Houston Nutt) |

| Coach/School | Bowl/Date | Opponent/Score (Coach) | Coach/School | Bowl/Date | Opponent/Score (Coach) |
|---|--|---|--|---|--|
| KNUTE ROCKNE , Notre Dame | 1-0-0 (Notre Dame '14) Rose 1-1-25 | Born 3-4-1888 Stanford 27-10 (Glenn "Pop" Warner) | GREG SCHIANO , Rutgers | 0-1-0 (Bucknell '88) Insight 12-27-05 | Born 6-1-66 Arizona St. 40-45 (Dirk Koetter) |
| PEPPER RODGERS , Kansas | 0-2-0 (Georgia Tech '55) Orange 1-1-69 Georgia Tech..... Peach 12-25-78 | Born 10-8-31 Penn St. 14-15 (Joe Paterno) Purdue 21-41 (Jim Young) | MERLE SCHLOSSER , Western Mich. | 0-1-0 (Illinois '50) Aviation 12-9-61 | Born 10-14-27 New Mexico 12-28 (Bill Weeks) |
| RICH RODRIGUEZ , West Virginia | 1-3-0 (West Virginia '86) Continental Tire 12-28-02 Gator 1-1-04 Gator 1-1-05 Sugar 1-2-06 | Born 5-24-63 Virginia 22-48 (Al Groh) Maryland 7-41 (Ralph Friedgen) Florida St. 18-30 (Bobby Bowden) Georgia 38-35 (Mark Richt) | HOWARD SCHNELLENBERGER , Miami (Fla.) | 40-0 (Kentucky '56) Peach 1-2-81 Orange 1-2-84 Fiesta 1-1-91 Liberty 12-28-93 | Born 3-16-34 Virginia Tech 20-10 (Bill Dooley) Nebraska 31-30 (Tom Osborne) Alabama 34-7 (Gene Stallings) Michigan St. 18-7 (George Perles) |
| DARRYL ROGERS , Arizona St. | 1-0-0 (Fresno St. '57) Fiesta 1-1-83 | Born 5-28-34 Oklahoma 32-21 (Barry Switzer) | PAUL SCHUDEL , Ball St. | 0-2-0 (Miami [Ohio] '66) California 12-9-89 Las Vegas 12-17-93 | Born 7-2-44 Fresno St. 6-27 (Jim Sweeney) Utah St. 33-42 (Charlie Weatherbie) |
| E.L. "DICK" ROMNEY , Utah St. | 0-1-0 (Utah '17) Raisin 1-1-47 | Born 2-12-1895 San Jose St. 0-20 (Bill Hubbard) | BILL SCHUTTE , San Diego St. | 0-1-0 (Idaho '33) Harbor 1-1-48 | Born 5-7-10 Hardin-Simmons 0-53 (Warren Woodson) |
| TIM ROSE , Miami (Ohio) | 0-1-0 (Xavier [Ohio] '62) California 12-13-86 | Born 10-14-41 San Jose St. 7-37 (Claude Gilbert) | BEN SCHWARTZWALDER , Syracuse | 2-5-0 (West Virginia '35) Orange 1-1-53 Cotton 1-1-57 Orange 1-1-59 Cotton 1-1-60 Liberty 12-16-61 Sugar 1-1-65 Gator 12-31-66 | Born 6-2-09 Alabama 6-61 (Harold "Red" Drew) TCU 27-28 (Abe Martin) Oklahoma 6-21 (Bud Wilkinson) Texas 23-14 (Darrell Royal) Miami (Fla.) 15-14 (Andy Gustafson) LSU 10-13 (Charlie McClendon) Tennessee 12-18 (Doug Dickey) |
| BOBBY ROSS , Maryland | 4-2-0 (VMI '59) Aloha 12-25-82 Citrus 12-17-83 Sun 12-22-84 Cherry 12-21-85 Fla. Citrus 1-1-91 Aloha 12-25-91 | Born 12-23-36 Washington 20-21 (Don James) Tennessee 23-30 (Johnny Majors) Tennessee 28-27 (Johnny Majors) Syracuse 35-18 (Dick MacPherson) Nebraska 45-21 (Tom Osborne) Stanford 18-17 (Dennis Green) | BRAD SCOTT , South Carolina | 1-0-0 (Mo.-Rolla '76) Carquest 1-2-95 | Born 9-30-54 West Virginia 24-21 (Don Nehlen) |
| DARRELL ROYAL , Texas | 8-7-1 (Oklahoma '50) Sugar 1-1-58 Cotton 1-1-60 Bluebonnet 12-17-60 Cotton 1-1-62 Cotton 1-1-63 Cotton 1-1-64 Orange 1-1-65 Bluebonnet 12-17-66 Cotton 1-1-69 Cotton 1-1-70 Cotton 1-1-71 Cotton 1-1-72 Cotton 1-1-73 Cotton 1-1-74 Gator 12-30-74 Bluebonnet 12-27-75 | Born 7-6-24 Mississippi 7-39 (John Vaught) Syracuse 14-23 (Ben Schwartzwalder) Alabama 3-3 (Paul "Bear" Bryant) Mississippi 12-7 (John Vaught) LSU 0-13 (Charlie McClendon) Navy 28-6 (Wayne Hardin) Alabama 21-17 (Paul "Bear" Bryant) Mississippi 19-0 (John Vaught) Tennessee 36-13 (Doug Dickey) Notre Dame 21-17 (Ara Parseghian) Notre Dame 11-24 (Ara Parseghian) Penn St. 6-30 (Joe Paterno) Alabama 17-13 (Paul "Bear" Bryant) Nebraska 3-19 (Tom Osborne) Auburn 3-27 (Ralph "Shug" Jordan) Colorado 38-21 (Bill Mallory) | CLARK SHAUGHNESSY , Stanford | 1-0-0 (Minnesota '14) Rose 1-1-41 | Born 3-6-1892 Nebraska 21-13 (Lawrence McC. "Biff" Jones) |
| NICK SABAN , Michigan St. | 3-5-0 (Kent St. '73) Independence 12-29-95 Sun 12-31-96 Aloha 12-25-97 Peach 12-29-00 Sugar 1-1-02 Cotton 1-1-03 Sugar 1-4-04 Capital One 1-1-05 | Born 10-31-51 LSU 26-45 (Gerry DiNardo) Stanford 0-38 (Tyrone Willingham) Washington 23-51 (Jim Lambright) Georgia Tech 28-14 (George O'Leary) Illinois 47-34 (Ron Turner) Texas 20-35 (Mack Brown) Oklahoma 21-14 (Bob Stoops) Iowa 25-30 (Kirk Ferentz) | LAWRENCE "BUCK" SHAW , Santa Clara | 2-0-0 (Notre Dame '22) Sugar 1-1-37 Sugar 1-1-38 | Born 9-30-54 LSU 21-14 (Bernie Moore) LSU 6-0 (Bernie Moore) |
| HENRY "RED" SANDERS , UCLA | 0-2-0 (Vanderbilt '27) Rose 1-1-54 | Born 3-7-05 Michigan St. 20-28 (Clarence "Biggie" Munn) Michigan St. 14-17 (Duffy Daugherty) | TERRY SHEA , San Jose St. | 1-0-0 (Oregon '68) California 12-8-90 | Born 6-12-46 Central Mich. 48-24 (Herb Deromedi) |
| RALPH SASSE , Mississippi St. | 0-1-0 (Army '10) Orange 1-1-37 | Born 7-19-89 Duquesne 12-13 (John Smith) | JOE SHEEKETSKI , Nevada | 1-1-0 (Notre Dame '33) Salad 1-1-48 Harbor 1-1-49 | Born 4-15-09 North Texas 13-6 (Odus Mitchell) Villanova 7-27 (Jordan Olivar) |
| GEORGE SAUER , Baylor | 0-3-0 (Nebraska '34) Orange 1-1-48 Orange 1-1-52 Gator 12-31-54 | Born 12-11-10 Georgia Tech 14-20 (Bobby Dodd) Georgia Tech 14-17 (Bobby Dodd) Auburn 13-33 (Ralph "Shug" Jordan) | DICK SHERIDAN , North Carolina St. | 2-4-0 (South Carolina '64) Peach 12-31-86 Peach 12-31-88 Copper 12-31-89 All-American 12-28-90 Peach 1-1-92 Gator 12-31-92 | Born 8-9-41 Virginia Tech 24-25 (Bill Dooley) Iowa 28-13 (Hayden Fry) Arizona 10-17 (Dick Tomey) Southern Miss. 31-27 (Jeff Bower) East Caro. 34-37 (Bill Lewis) Florida 10-27 (Steve Spurrier) |
| MACK SAXON , UTEP | 0-1-0 (Texas) Sun 1-1-37 | Born 1901 Hardin-Simmons 6-34 (Frank Kimbrough) | EUGENE "BO" SHERMAN , George Washington | 1-0-0 (Henderson St. '30) Sun 1-1-57 | Born 7-5-08 UTEP 13-0 (Mike Brumbelow) |
| CHRIS SCELFO , Tulane | 2-0-0 (La.-Monroe '85) Liberty 12-31-98 Hawaii 12-25-02 | Born 9-30-63 Brigham Young 41-27 (LaVell Edwards) Hawaii 36-28 (June Jones) | JACKIE SHERRILL , Pittsburgh | 8-6-0 (Alabama '66) Gator 12-30-77 Tangerine 12-23-78 Fiesta 12-25-79 Gator 12-29-80 Sugar 1-1-82 Cotton 1-1-86 Cotton 1-1-87 Cotton 1-1-88 Liberty 12-29-91 Peach 1-2-93 Peach 1-1-95 Cotton 1-1-99 Peach 12-30-99 Independence 12-31-00 | Born 11-28-43 Clemson 34-3 (Charley Pell) North Carolina St. 17-30 (Bo Rein) Arizona 16-10 (Tony Mason) South Carolina 37-9 (Jim Carlen) Georgia 24-20 (Vince Dooley) Auburn 36-16 (Pat Dye) Ohio St. 12-28 (Earle Bruce) Notre Dame 35-10 (Lou Holtz) Air Force 15-38 (Fisher DeBerry) North Carolina 17-21 (Mack Brown) North Carolina St. 24-28 (Mike O'Cain) Texas 11-38 (Mack Brown) Clemson 17-7 (Tommy Bowden) Texas A&M 43-41 (ot) (R.C. Slocum) |
| GLENN "BO" SCHEMBECHLER , Michigan | 5-12-0 (Miami [Ohio] '51) Rose 1-1-70 Rose 1-1-72 Orange 1-1-76 Rose 1-1-77 Rose 1-2-78 Rose 1-1-79 Gator 12-28-79 Rose 1-1-81 Bluebonnet 12-31-81 Rose 1-1-83 Sugar 1-2-84 Holiday 12-21-84 Fiesta 1-1-86 Rose 1-1-87 Hall of Fame 1-2-88 Rose 1-2-89 Rose 1-1-90 | Born 4-1-29 Southern California 3-10 (John McKay) Stanford 12-13 (John Ralston) Oklahoma 6-14 (Barry Switzer) Southern California 6-14 (John Robinson) Washington 20-27 (Don James) Southern California 10-17 (John Robinson) North Carolina 15-17 (Dick Crum) Washington 23-6 (Don James) UCLA 33-14 (Terry Donahue) UCLA 14-24 (Terry Donahue) Auburn 7-9 (Pat Dye) Brigham Young 17-24 (LaVell Edwards) Nebraska 27-23 (Tom Osborne) Arizona St. 15-22 (John Cooper) Alabama 28-24 (Bill Curry) Southern California 22-14 (Larry Smith) Southern California 10-17 (Larry Smith) | MIKE SHULA , Alabama | 1-1-0 (Alabama '86) Music City 12-31-04 Cotton 1-2-06 | Born 6-3-65 Minnesota 16-20 (Glenn Mason) Texas Tech 13-10 (Mike Leach) |
| LARRY SIEMERING , Pacific | 1-0-0 (San Francisco '35) Raisin 1-1-48 | Born 11-24-10 Wichita St. 26-14 (Ralph Graham) | BOB SIMMONS , Oklahoma St. | 0-1-0 (Bowling Green '71) Alamo 12-30-97 | Born 6-13-48 Purdue 20-33 (Joe Tiller) |
| CHAUNCEY SIMPSON , Missouri | 0-1-0 (Missouri '25) Cotton 1-1-46 | Born 12-21-02 Texas 27-40 (Dana Bible) | DAN SIMRELL , Toledo | 0-1-0 (Toledo '65) California 12-15-84 | Born 4-9-43 UNLV 13-30 (Harvey Hyde) |
| STEVE SLOAN , Vanderbilt | 0-2-1 (Alabama '66) Peach 12-28-74 Bluebonnet 12-31-76 Tangerine 12-23-77 | Born 8-19-44 Texas Tech 8-19-44 (Jim Carlen) Nebraska 24-27 (Tom Osborne) Florida St. 17-40 (Bobby Bowden) | R.C. SLOCUM , Texas A&M | 3-8-0 (McNeese St. '67) John Hancock 12-30-89 | Born 11-7-44 Pittsburgh 28-31 (Paul Hackett) |

| Coach/School | Bowl/Date | Opponent/Score (Coach) |
|---------------------|-------------------------------|--|
| Texas A&M..... | Holiday 12-29-90 | Brigham Young 65-14 (LaVell Edwards) |
| Texas A&M..... | Cotton 1-1-92 | Florida St. 2-10 (Bobby Bowden) |
| Texas A&M..... | Cotton 1-1-93 | Notre Dame 3-28 (Lou Holtz) |
| Texas A&M..... | Cotton 1-1-94 | Notre Dame 21-24 (Lou Holtz) |
| Texas A&M..... | Alamo 12-28-95 | Michigan 22-20 (Lloyd Carr) |
| Texas A&M..... | Cotton 1-1-98 | UCLA 23-29 (Bob Toledo) |
| Texas A&M..... | Sugar 1-1-99 | Ohio St. 14-24 (John Cooper) |
| Texas A&M..... | Alamo 12-28-99 | Penn St. 0-24 (Joe Paterno) |
| Texas A&M..... | Independence 12-31-00 | Mississippi St. 41-43 (ot) (Jackie Sherrill) |
| Texas A&M..... | galleryfurniture.com 12-28-01 | TCU 28-9 (Gary Patterson) |

ANDY SMITH, 1-0-1 (Penn '06) Born 9-10-1883
 California Rose 1-1-21 Ohio St. 28-0 (John Wilce)
 California Rose 1-2-22 Wash. & Jeff. 0-0 (Earle "Greasy" Neale)

HOMER SMITH, 0-1-0 (Princeton '54) Born 10-9-31
 Davidson Tangerine 12-26-69 Toledo 33-56 (Frank Lauterbur)

JOHN L. SMITH, 1-6-0 (Weber St. '71) Born 11-5-48
 Utah St. Humanitarian 12-29-97 Cincinnati 19-35 (Rick Minter)
 Louisville Motor City 12-23-98 Marshall 29-48 (Bob Pruett)
 Louisville Humanitarian 12-30-99 Boise St. 31-34 (Dirk Koetter)
 Louisville Liberty 12-29-00 Colorado St. 17-22 (Sonny Lubick)
 Louisville Liberty 12-31-01 Brigham Young 28-10 (Gary Crowton)
 Louisville GMAC 12-18-02 Marshall 15-38 (Bob Pruett)
 Michigan St. Alamo 12-29-03 Nebraska 3-17 (Frank Solich)

JOHN "LITTLE CLIPPER" SMITH, 1-0-0 (Notre Dame '29) Born 12-12-04
 Duquesne Orange 1-1-37 Mississippi St. 13-12 (Ralph Sasse)

LARRY SMITH, 3-6-1 (Bowling Green '62) Born 9-12-39
 Tulane Liberty 12-22-79 Penn St. 6-9 (Joe Paterno)
 Arizona Sun 12-28-85 Georgia 13-13 (Vince Dooley)
 Arizona Aloha 12-27-86 North Carolina 30-21 (Dick Crum)
 Southern California.. Rose 1-1-88 Michigan St. 17-20 (George Perles)
 Southern California.. Rose 1-2-89 Michigan 14-22 (Glenn "Bo" Schembechler)

Southern California.. Rose 1-1-90 Michigan 17-10 (Glenn "Bo" Schembechler)
 Southern California.. John Hancock 12-31-90 Michigan St. 16-17 (George Perles)
 Southern California.. Freedom 12-29-92 Fresno St. 7-24 (Jim Sweeney)
 Missouri..... Holiday 12-29-97 Colorado St. 24-35 (Sonny Lubick)
 Missouri..... Insight.com 12-26-98 West Virginia 34-31 (Don Nehlen)

MAURICE "CLIPPER" SMITH, 0-0-1 (Notre Dame '21) Born 10-15-1898
 Villanova Bacardi, Cuba 1-1-37 Auburn 7-7 (Jack Meagher)

CARL SNAVELY, 0-3-0 (Lebanon Valley '15) Born 7-30-1894
 North Carolina Sugar 1-1-47 Georgia 10-20 (Wally Butts)
 North Carolina Sugar 1-1-49 Oklahoma 6-14 (Bud Wilkinson)
 North Carolina Cotton 12-2-50 Rice 13-27 (Jess Neely)

BILL SNYDER, 6-5-0 (William Jewell '63) Born 10-7-41
 Kansas St. Copper 12-29-93 Wyoming 52-17 (Joe Tiller)
 Kansas St. Aloha 12-25-94 Boston College 7-12 (Dan Henning)
 Kansas St. Holiday 12-29-95 Colorado St. 54-21 (Sonny Lubick)
 Kansas St. Cotton 1-1-97 Brigham Young 15-19 (LaVell Edwards)
 Kansas St. Fiesta 12-31-97 Syracuse 35-18 (Paul Pasqualoni)
 Kansas St. Alamo 12-29-98 Purdue 34-37 (Joe Tiller)
 Kansas St. Holiday 12-29-99 Washington 24-20 (Rick Neuheisel)
 Kansas St. Cotton 1-1-01 Tennessee 35-21 (Phillip Fulmer)
 Kansas St. Insight.com 12-29-01 Syracuse 3-26 (Paul Pasqualoni)
 Kansas St. Holiday 12-27-02 Arizona St. 34-27 (Dirk Koetter)
 Kansas St. Fiesta 1-2-04 Ohio St. 28-35 (Jim Tressel)

BRUCE SNYDER, 3-3-0 (Oregon '62) Born 3-14-40
 California Copper 12-31-90 Wyoming 17-15 (Paul Roach)
 California Fla. Citrus 1-1-92 Clemson 37-13 (Ken Hatfield)
 Arizona St. Rose 1-1-97 Ohio St. 17-20 (John Cooper)
 Arizona St. Sun 12-31-97 Iowa 17-7 (Hayden Fry)
 Arizona St. Aloha Classic 12-25-99 Wake Forest 3-23 (Jim Caldwell)
 Arizona St. Aloha Classic 12-25-00 Boston College 17-31 (Tom O'Brien)

FRANK SOLICH, 2-3-0 (Nebraska '66) Born 9-8-44
 Nebraska Holiday 12-30-98 Arizona 20-23 (Dick Tomey)
 Nebraska Fiesta 1-2-00 Tennessee 31-21 (Phillip Fulmer)
 Nebraska Alamo 12-30-00 Northwestern 66-17 (Randy Walker)
 Nebraska Rose 1-3-02 Miami (Fla.) 14-37 (Larry Coker)
 Nebraska Independence 12-27-02 Mississippi 23-27 (David Cutcliffe)

CLARENCE "DOC" SPEARS, 1-0-0 (Dartmouth '16) Born 7-24-1894
 West Virginia..... San Diego East-West Gonzaga 21-13 (Charles "Gus" Dorais)
 Christmas Classic 12-25-22

CLIFF SPEEGLE, 1-0-0 (Oklahoma '41) Born 11-4-17
 Oklahoma St. Bluegrass 12-13-58 Florida St. 15-6 (Tom Nugent)

STEVE SPURRIER, 6-7-0 (Florida '67) Born 4-20-45
 Duke All-American 12-28-89 Texas Tech 21-49 (Spike Dykes)
 Florida..... Sugar 1-1-92 Notre Dame 28-39 (Lou Holtz)
 Florida..... Gator 12-31-92 North Carolina St. 27-10 (Dick Sheridan)
 Florida..... Sugar 1-1-94 West Virginia 41-7 (Don Nehlen)
 Florida..... Sugar 1-2-95 Florida St. 17-23 (Bobby Bowden)
 Florida..... Fiesta 1-2-96 Nebraska 24-62 (Tom Osborne)

| Coach/School | Bowl/Date | Opponent/Score (Coach) |
|---------------------|-----------------------|-------------------------------------|
| Florida..... | Sugar 1-2-97 | Florida St. 52-20 (Bobby Bowden) |
| Florida..... | Fla. Citrus 1-1-98 | Penn St. 21-6 (Joe Paterno) |
| Florida..... | Orange 1-2-99 | Syracuse 31-10 (Paul Pasqualoni) |
| Florida..... | Fla. Citrus 1-1-00 | Michigan St. 34-37 (Bobby Williams) |
| Florida..... | Sugar 1-2-01 | Miami (Fla.) 20-37 (Butch Davis) |
| Florida..... | Orange 1-2-02 | Maryland 56-23 (Ralph Friedgen) |
| South Carolina..... | Independence 12-30-05 | Missouri 31-38 (Gary Pinkel) |

GENE STALLINGS, 6-1-0 (Texas A&M '57) Born 3-2-35
 Texas A&M..... Cotton 1-1-68 Alabama 20-16 (Paul "Bear" Bryant)
 Alabama Fiesta 1-1-91 Louisville 7-34 (Howard Schnellenberger)

Alabama Blockbuster 12-28-91 Colorado 30-25 (Bill McCartney)
 Alabama Sugar 1-1-93 Miami (Fla.) 34-13 (Dennis Erickson)
 Alabama Gator 12-31-93 North Carolina 24-10 (Mack Brown)
 Alabama Fla. Citrus 1-2-95 Ohio St. 24-17 (John Cooper)
 Alabama Outback 1-1-97 Michigan 17-14 (Lloyd Carr)

JIM STANGELAND, 0-0-1 (Arizona St. '48) Born 12-21-21
 Long Beach St. Pasadena 12-19-70 Louisville 24-24 (Lee Corso)

JIM STANLEY, 2-0-0 (Texas A&M '59) Born 5-22-35
 Oklahoma St. Fiesta 12-28-74 Brigham Young 16-6 (LaVell Edwards)
 Oklahoma St. Tangerine 12-18-76 Brigham Young 49-12 (LaVell Edwards)

TOM STIDHAM, 0-1-0 (Haskell '27) Born 3-27-04
 Oklahoma Orange 1-2-39 Tennessee 0-17 (Bob Neyland)

LON STINER, 1-0-0 (Nebraska '27) Born 6-20-03
 Oregon St. Rose 1-1-42 Duke 20-16 (Wallace Wade)

HARRY STITELER, 1-0-0 (Texas A&M '31) Born 9-17-09
 Texas A&M..... Presidential Cup Georgia 40-20 (Wally Butts)
 12-9-50

CHUCK STOBART, 1-0-0 (Ohio '59) Born 10-27-34
 Toledo California 12-19-81 San Jose St. 27-25 (Jack Elway)

CAL STOLL, 0-1-0 (Minnesota '50) Born 12-12-23
 Minnesota..... Hall of Fame 12-22-77 Maryland 7-17 (Jerry Claiborne)

DENNY STOLZ, 0-3-0 (Alma '55) Born 9-12-34
 Bowling Green..... California 12-18-82 Fresno St. 28-29 (Jim Sweeney)
 Bowling Green..... California 12-14-85 Fresno St. 7-51 (Jim Sweeney)
 San Diego St. Holiday 12-30-86 Iowa 38-39 (Hayden Fry)

BOB STOOPS, 4-3-0 (Iowa '83) Born 9-6-60
 Oklahoma Independence 12-31-99 Mississippi 25-27 (David Cutcliffe)
 Oklahoma Cotton 1-3-01 Florida St. 13-2 (Bobby Bowden)
 Oklahoma Cotton 1-1-02 Arkansas 10-3 (Houston Nutt)
 Oklahoma Rose 1-1-03 Washington St. 34-14 (Mike Price)
 Oklahoma Sugar 1-4-04 LSU 14-21 (Nick Saban)
 Oklahoma Orange 1-4-05 Southern California 19-55 (Pete Carroll)
 Oklahoma Holiday 12-29-05 Oregon 17-14 (Mike Bellotti)

JERRY STOVALL, 0-1-0 (LSU '63) Born 4-30-41
 LSU Orange 1-1-83 Nebraska 20-21 (Tom Osborne)

CHARLIE STRONG, 0-1-0 (Central Ark. '82) Born 8-2-60
 Florida..... Peach 12-31-04 Miami (Fla.) 10-27 (Larry Coker)

BOB STULL, 0-1-0 (Kansas St. '68) Born 11-21-45
 UTEP Independence 12-23-88 Southern Miss. 18-38 (Curley Hallman)

PAT SULLIVAN, 0-1-0 (Auburn '72) Born 1-18-50
 TCU Independence 12-28-94 Virginia 10-20 (George Welsh)

JOCK SUTHERLAND, 1-3-0 (Pittsburgh '18) Born 3-21-1889
 Pittsburgh..... Rose 1-1-28 Stanford 6-7 (Glenn "Pop" Warner)
 Pittsburgh..... Rose 1-1-30 Southern California 14-47 (Howard Jones)
 Pittsburgh..... Rose 1-2-33 Southern California 0-35 (Howard Jones)
 Pittsburgh..... Rose 1-1-37 Washington 21-0 (Jimmy Phelan)

BOB SUTTON, 0-1-0 (Eastern Mich. '74) Born 1-28-51
 Army..... Independence 12-31-96 Auburn 29-32 (Terry Bowden)

JIM SWEENEY, 5-2-0 (Portland '51) Born 9-1-29
 Fresno St. California 12-18-82 Bowling Green 29-28 (Denny Stolz)
 Fresno St. California 12-14-85 Bowling Green 51-7 (Denny Stolz)
 Fresno St. California 12-10-88 Western Mich. 35-30 (Al Molde)
 Fresno St. California 12-9-89 Ball St. 27-8 (Paul Schudel)
 Fresno St. California 12-13-91 Bowling Green 21-28 (Gary Blackney)
 Fresno St. Freedom 12-29-92 Southern California 24-7 (Larry Smith)
 Fresno St. Aloha 12-25-93 Colorado 30-41 (Bill McCartney)

BARRY SWITZER, 8-5-0 (Arkansas '60) Born 10-5-37
 Oklahoma Orange 1-1-76 Michigan 14-6 (Glenn "Bo" Schembechler)

Oklahoma Fiesta 12-25-76 Wyoming 41-7 (Fred Akers)
 Oklahoma Orange 1-2-78 Arkansas 6-31 (Lou Holtz)
 Oklahoma Orange 1-1-79 Nebraska 31-24 (Tom Osborne)
 Oklahoma Orange 1-1-80 Florida St. 24-7 (Bobby Bowden)
 Oklahoma Orange 1-1-81 Florida St. 18-17 (Bobby Bowden)
 Oklahoma Sun 12-26-81 Houston 40-14 (Bill Yeoman)
 Oklahoma Fiesta 1-1-83 Arizona St. 21-32 (Darryl Rogers)
 Oklahoma Orange 1-1-85 Washington 17-28 (Tom James)
 Oklahoma Orange 1-1-86 Penn St. 25-10 (Joe Paterno)
 Oklahoma Orange 1-1-87 Arkansas 42-8 (Ken Hatfield)
 Oklahoma Orange 1-1-88 Miami (Fla.) 14-20 (Jimmy Johnson)
 Oklahoma Fla. Citrus 1-2-89 Clemson 6-13 (Danny Ford)

Coach/School Bowl/Date Opponent/Score (Coach)

CHARLIE TATE, 1-1-0 (Florida '42) Born 2-20-21
 Miami (Fla.)..... Liberty 12-10-66 Virginia Tech 14-7 (Jerry Claiborne)
 Miami (Fla.)..... Bluebonnet 12-23-67 Colorado 21-31 (Eddie Crowder)

JIM TATUM, 3-2-1 (North Carolina '35) Born 7-22-13
 Oklahoma Gator 1-1-47 North Carolina St. 34-13 (Beatlie Feathers)
 Maryland..... Gator 1-1-48 Georgia 20-20 (Wally Butts)
 Maryland..... Gator 1-2-50 Missouri 20-7 (Don Faurot)
 Maryland..... Sugar 1-1-52 Tennessee 28-13 (Bob Neyland)
 Maryland..... Orange 1-1-54 Oklahoma 0-7 (Bud Wilkinson)
 Maryland..... Orange 1-2-56 Oklahoma 6-20 (Bud Wilkinson)

CHUCK TAYLOR, 0-1-0 (Stanford '43) Born 1-24-20
 Stanford..... Rose 1-1-52 Illinois 7-40 (Ray Eliot)

GRANT TEAFF, 4-4-0 (McMurry '56) Born 11-12-33
 Baylor Cotton 1-1-75 Penn St. 20-41 (Joe Paterno)
 Baylor Peach 12-31-79 Clemson 24-18 (Danny Ford)
 Baylor Cotton 1-1-81 Alabama 2-30 (Paul "Bear" Bryant)
 Baylor Bluebonnet 12-31-83 Oklahoma St. 14-24 (Jimmy Johnson)
 Baylor Liberty 12-27-85 LSU 21-7 (Bill Arnsparger)
 Baylor Bluebonnet 12-31-86 Colorado 21-9 (Bill McCartney)
 Baylor Copper 12-31-91 Indiana 0-24 (Bill Mallory)
 Baylor John Hancock 12-31-92 Arizona 20-15 (Dick Tomey)

EDDIE TEAGUE, 1-0-0 (North Carolina '44) Born 12-14-21
 Citadel Tangerine 12-30-60 Tennessee Tech 27-0 (Wilburn Tucker)

JEFF TEDFORD, 2-1-0 (Fresno St. '83) Born 8-15-61
 California Insight 12-26-03 Virginia Tech 52-49 (Frank Beamer)
 California Holiday 12-30-04 Texas Tech 31-45 (Mike Leach)
 California Las Vegas 12-22-05 Brigham Young 35-28
 (Bronco Mendenhall)

LOU TEPPER, 1-2-0 (Rutgers '67) Born 7-21-45
 Illinois John Hancock 12-31-91 UCLA 3-6 (Terry Donahue)
 Illinois Holiday 12-30-92 Hawaii 17-27 (Bob Wagner)
 Illinois Liberty 12-31-94 East Caro. 30-0 (Steve Logan)

ROBERT THEDER, 0-1-0 (Western Mich. '63) Born 9-22-39
 California Garden State 12-15-79 Temple 17-28 (Wayne Hardin)

FRANK THOMAS, 4-2-0 (Notre Dame '23) Born 11-14-1898
 Alabama Rose 1-1-35 Stanford 29-13 (Claude "Tiny" Thornhill)
 Alabama Rose 1-1-38 California 0-13 (Leonard "Stub" Allison)
 Alabama Cotton 1-1-42 Texas A&M 29-21 (Homer Norton)
 Alabama Orange 1-1-43 Boston College 37-21 (Denny Myers)
 Alabama Sugar 1-1-45 Duke 26-29 (Eddie Cameron)
 Alabama Rose 1-1-46 Southern California 34-14 (Jeff Cravath)

FRED THOMSEN, 0-0-1 (Nebraska '25) Born 4-25-1897
 Arkansas Dixie Classic 1-1-34 Centenary (La.) 7-7 (Homer Norton)

CLAUDE "TINY" THORNHILL, 1-2-0 (Pittsburgh '17) Born 4-14-1893
 Stanford Rose 1-1-34 Columbia 0-7 (Lou Little)
 Stanford Rose 1-1-35 Alabama 13-29 (Frank Thomas)
 Stanford Rose 1-1-36 SMU 7-0 (Matty Bell)

JOE TILLER, 3-6-0 (Montana St. '64) Born 12-7-42
 Wyoming Copper 12-29-93 Kansas St. 17-52 (Bill Snyder)
 Purdue Alamo 12-30-97 Oklahoma St. 33-20 (Bob Simmons)
 Purdue Alamo 12-29-98 Kansas St. 37-34 (Bill Snyder)
 Purdue Outback 1-1-00 Georgia 25-28 (ot) (Jim Donnan)
 Purdue Rose 1-1-01 Washington 24-34 (Rick Neuheisel)
 Purdue Sun 12-31-01 Washington St. 27-33 (Mike Price)
 Purdue Sun 12-31-02 Washington 34-24 (Rick Neuheisel)
 Purdue Capital One 1-1-04 Georgia 27-34 (ot) (Mark Richt)
 Purdue Sun 12-31-04 Arizona St. 23-27 (Dirk Koetter)

GAYNELL TINSLEY, 0-1-0 (LSU '37) Born 2-1-15
 LSU Sugar 1-2-50 Oklahoma 0-35 (Bud Wilkinson)

JEFF TISDEL, 1-0-0 (Nevada '77) Born 1-10-56
 Nevada Las Vegas 12-19-96 Ball St. 18-15 (Bill Lynch)

BOB TOLEDO, 1-2-0 (San Fran. St. '68) Born 3-4-46
 UCLA Cotton 1-1-98 Texas A&M 29-23 (R.C. Slocum)
 UCLA Rose 1-1-99 Wisconsin 31-38 (Barry Alvarez)
 UCLA Sun 12-29-00 Wisconsin 20-21 (Barry Alvarez)

TED TOLLNER, 1-3-0 (Cal Poly '62) Born 5-29-40
 Southern California.. Rose 1-1-85 Ohio St. 20-17 (Earle Bruce)
 Southern California.. Aloha 12-28-85 Alabama 3-24 (Ray Perkins)
 Southern California.. Fla. Citrus 1-1-87 Auburn 7-16 (Pat Dye)
 San Diego St. Las Vegas 12-19-98 North Carolina 13-20 (Carl Torbush)

DICK TOMEY, 4-3-0 (DePauw '61) Born 6-20-38
 Arizona Copper 12-30-89 North Carolina St. 17-10 (Dick Sheridan)
 Arizona Aloha 12-28-90 Syracuse 0-28 (Dick MacPherson)
 Arizona John Hancock 12-31-92 Baylor 15-20 (Grant Teaff)
 Arizona Fiesta 1-1-94 Miami (Fla.) 29-0 (Dennis Erickson)
 Arizona Freedom 12-27-94 Utah 13-16 (Ron McBride)
 Arizona Insight.com 12-27-97 New Mexico 20-14 (Dennis Franchione)
 Arizona Holiday 12-30-98 Nebraska 23-20 (Frank Solich)

CARL TORBUSH, 2-0-0 (Carson-Newman '74) Born 10-11-51
 North Carolina..... Gator 1-1-98 Virginia Tech 42-3 (Frank Beamer)
 North Carolina..... Las Vegas 12-19-98 San Diego St. 20-13 (Ted Tollner)

Coach/School Bowl/Date Opponent/Score (Coach)

CHRIS TORMEY, 1-0-0 (Idaho '78) Born 5-1-55
 Idaho Humanitarian 12-30-98 Southern Miss. 42-35 (Jeff Bower)

JIM TRESSEL, 4-1-0 (Baldwin-Wallace '75) Born 12-5-52
 Ohio St. Outback 1-1-02 South Carolina 28-31 (Lou Holtz)
 Ohio St. Fiesta 1-3-03 Miami (Fla.) 31-24 (2 ot) (Larry Coker)
 Ohio St. Fiesta 1-2-04 Kansas St. 35-28 (Bill Snyder)
 Ohio St. Alamo 12-29-04 Oklahoma St. 33-7 (Les Miles)
 Ohio St. Fiesta 1-2-06 Notre Dame 34-20 (Charlie Weis)

JIM TRIMBLE, 0-1-0 (Indiana '42) Born 5-29-18
 Wichita St. Camellia 12-30-48 Hardin-Simmons 12-49
 (Warren Woodson)

FRANK TRITICO, 0-0-1 (La-Lafayette '34) Born 3-25-09
 Randolph Field Cotton 1-1-44 Texas 7-7 (Dana Bible)

TOMMY TUBERVILLE, 5-3-0 (Southern Ark. '76) Born 9-18-54
 Mississippi Motor City 12-26-97 Marshall 34-31 (Bob Pruett)
 Mississippi Independence 12-31-98 Texas Tech 35-18 (Spike Dykes)
 Auburn Fla. Citrus 1-1-01 Michigan 28-31 (Lloyd Carr)
 Auburn Peach 12-31-01 North Carolina 10-16 (John Bunting)
 Auburn Capital One 1-1-03 Penn St. 13-9 (Joe Paterno)
 Auburn Music City 12-31-03 Wisconsin 28-14 (Barry Alvarez)
 Auburn Sugar 1-3-05 Virginia Tech 16-13 (Frank Beamer)
 Auburn Capital One 1-2-06 Wisconsin 10-24 (Barry Alvarez)

WILBURN TUCKER, 0-1-0 (Tennessee Tech '43) Born 8-11-20
 Tennessee Tech Tangerine 12-30-60 Citadel 0-27 (Eddie Teague)

RON TURNER, 1-1-0 (Pacific '77) Born 12-5-53
 Illinois Micronpc.com 12-30-99 Virginia 63-21 (George Welsh)
 Illinois Sugar 1-1-02 LSU 34-47 (Nick Saban)

BOB TYLER, 1-0-0 (Mississippi '58) Born 7-4-32
 Mississippi St. Sun 12-28-74 North Carolina 26-24 (Bill Dooley)

THAD "PIE" VANN, 0-2-0 (Mississippi '28) Born 9-22-07
 Southern Miss. Sun 1-1-53 Pacific 7-26 (Ernie Jorje)
 Southern Miss. Sun 1-1-54 UTEP 14-37 (Mike Brumbelow)

JOHN VAUGHT, 10-8-0 (TCU '33) Born 5-6-08
 Mississippi Delta 1-1-48 TCU 13-9 (Leo "Dutch" Meyer)
 Mississippi Sugar 1-1-53 Georgia Tech 7-24 (Bobby Dodd)
 Mississippi Sugar 1-1-55 Navy 0-21 (Eddie Erdelatz)
 Mississippi Cotton 1-2-56 TCU 14-13 (Abe Martin)
 Mississippi Sugar 1-1-58 Texas 39-7 (Darrell Royal)
 Mississippi Gator 12-27-58 Florida 7-3 (Bob Woodruff)
 Mississippi Sugar 1-1-60 LSU 21-0 (Paul Dietzel)
 Mississippi Sugar 1-2-61 Rice 14-6 (Jess Neely)
 Mississippi Cotton 1-1-62 Texas 7-12 (Darrell Royal)
 Mississippi Sugar 1-1-63 Arkansas 17-13 (Frank Broyles)
 Mississippi Sugar 1-1-64 Alabama 7-12 (Paul "Bear" Bryant)
 Mississippi Bluebonnet 12-19-64 Tulsa 7-14 (Glenn Dobbs)
 Mississippi Liberty 12-18-65 Auburn 13-7 (Ralph "Shug" Jordan)
 Mississippi Bluebonnet 12-17-66 Texas 0-19 (Darrell Royal)
 Mississippi Sun 12-30-67 UTEP 7-14 (Bobby Dobbs)
 Mississippi Liberty 12-14-68 Virginia Tech 34-17 (Jerry Claiborne)
 Mississippi Sugar 1-1-70 Arkansas 27-22 (Frank Broyles)
 Mississippi Gator 1-2-71 Auburn 28-35 (Ralph "Shug" Jordan)

DICK VERMEIL, 1-0-0 (San Jose St. '58) Born 10-30-36
 UCLA Rose 1-1-76 Ohio St. 23-10 (Woody Hayes)

BOB VOIGTS, 1-0-0 (Northwestern '39) Born 3-29-16
 Northwestern Rose 1-1-49 California 20-14 (Lynn "Pappy"
 Waldorf)

JIM WACKER, 0-1-0 (Valparaiso '60) Born 4-28-37
 TCU Bluebonnet 12-31-84 West Virginia 14-31 (Don Nehlen)

WALLACE WADE, 2-2-1 (Brown '17) Born 6-15-1892
 Alabama Rose 1-1-26 Washington 20-19 (Enoch Bagshaw)
 Alabama Rose 1-1-27 Stanford 7-7 (Glenn "Pop" Warner)
 Alabama Rose 1-1-31 Washington St. 24-0 (Orin "Babe"
 Hollingsbery)
 Duke Rose 1-2-39 Southern California 3-7 (Howard Jones)
 Duke Rose 1-1-42 Oregon St. 16-20 (Lon Stiner)

BOB WAGNER, 1-1-0 (Wittenberg '69) Born 5-16-47
 Hawaii Aloha 12-25-89 Michigan St. 13-33 (George Perles)
 Hawaii Holiday 12-30-92 Illinois 27-17 (Lou Tepper)

JIM WALDEN, 0-1-0 (Wyoming '60) Born 4-10-38
 Washington St. Holiday 12-18-81 Brigham Young 36-38 (LaVell Edwards)

LYNN "PAPPY" WALDORF, 0-3-0 (Syracuse '25) Born 10-3-02
 California Rose 1-1-49 Northwestern 14-20 (Bob Voigts)
 California Rose 1-2-50 Ohio St. 14-17 (Wes Fesler)
 California Rose 1-1-51 Michigan 6-14 (Bennie Oosterbaan)

D.C. "PEAHEAD" WALKER, 1-1-0 (Samford '22) Born 2-17-1900
 Wake Forest Gator 1-1-46 South Carolina 26-14 (Johnnie McMillan)
 Wake Forest Dixie 1-1-49 Baylor 7-20 (Bob Woodruff)

ED WALKER, 0-1-0 (Stanford '27) Born 3-25-01
 Mississippi Orange 1-1-36 Catholic 19-20 (Arthur "Dutch"
 Bergman)

| Coach/School | Bowl/Date | Opponent/Score (Coach) |
|--|---|-------------------------------|
| RANDY WALKER , 0-3-0 (Miami [Ohio] '76) | Born 5-29-54 | |
| Northwestern..... Alamo 12-20-00 | Nebraska 17-66 (Frank Solich) | |
| Northwestern..... Motor City 12-26-03 | Bowling Green 24-28 (Gregg Brandon) | |
| Northwestern..... Sun 12-30-05 | UCLA 38-50 (Karl Dorrell) | |
| BILL WALSH , 3-0-0 (San Jose St. '54) | Born 11-30-31 | |
| Stanford..... Sun 12-31-77 | LSU 24-14 (Charlie McClendon) | |
| Stanford..... Bluebonnet 12-31-78 | Georgia 25-22 (Vince Dooley) | |
| Stanford..... Blockbuster 1-1-93 | Penn St. 24-3 (Joe Paterno) | |
| DALLAS WARD , 1-0-0 (Oregon St. '27) | Born 8-11-06 | |
| Colorado..... Orange 1-1-57 | Clemson 27-21 (Frank Howard) | |
| MURRAY WARMATH , 1-1-0 (Tennessee '35) | Born 12-26-13 | |
| Minnesota..... Rose 1-2-61 | Washington 7-17 (Jim Owens) | |
| Minnesota..... Rose 1-1-62 | UCLA 21-3 (Bill Barnes) | |
| GLENN "POP" WARNER , 1-2-1 (Cornell '95) | Born 4-5-1871 | |
| Stanford..... Rose 1-1-25 | Notre Dame 10-27 (Knute Rockne) | |
| Stanford..... Rose 1-1-27 | Alabama 7-7 (Wallace Wade) | |
| Stanford..... Rose 1-2-28 | Pittsburgh 7-6 (Jock Sutherland) | |
| Temple..... Sugar 1-1-35 | Tulane 14-20 (Ted Cox) | |
| CHARLIE WEATHERBIE , 2-0-0 (Oklahoma St. '77) | Born 1-17-55 | |
| Utah St. Las Vegas 12-17-93 | Ball St. 42-33 (Paul Schudel) | |
| Navy..... Aloha 12-25-96 | California 42-38 (Steve Mariucci) | |
| DeWITT WEAVER , 2-1-0 (Tennessee '37) | Born 5-11-12 | |
| Texas Tech..... Sun 1-1-52 | Pacific 25-14 (Ernie Jorge) | |
| Texas Tech..... Gator 1-1-54 | Auburn 35-13 (Ralph "Shug" Jordan) | |
| Texas Tech..... Sun 1-2-56 | Wyoming 14-21 (Phil Dickens) | |
| BILL WEEKS , 1-0-0 (Iowa St. '51) | Born 10-20-29 | |
| New Mexico..... Aviation 12-9-61 | Western Mich. 28-12 (Merle Schlosser) | |
| CHARLIE WEIS , 0-1-0 (Notre Dame '78) | Born 3-30-56 | |
| Notre Dame..... Fiesta 1-2-06 | Ohio St. 20-34 (Jim Tressel) | |
| RALPH "PEST" WELCH , 0-1-0 (Purdue '30) | Born 8-11-07 | |
| Washington..... Rose 1-1-44 | Southern California 0-29 (Jeff Cravath) | |
| GEORGE WELSH , 5-10-0 (Navy '56) | Born 8-26-33 | |
| Navy..... Holiday 12-22-78 | Brigham Young 23-16 (LaVell Edwards) | |
| Navy..... Garden State 12-14-80 | Houston 0-35 (Bill Yeoman) | |
| Navy..... Liberty 12-30-81 | Ohio St. 28-31 (Earle Bruce) | |
| Virginia..... Peach 12-31-84 | Purdue 27-24 (Leon Burnett) | |
| Virginia..... All-American 12-22-87 | Brigham Young 22-16 (LaVell Edwards) | |
| Virginia..... Fla. Citrus 1-1-90 | Illinois 21-31 (John Mackovic) | |
| Virginia..... Sugar 1-1-91 | Tennessee 22-23 (Johnny Majors) | |
| Virginia..... Gator 12-29-91 | Oklahoma 14-48 (Gary Gibbs) | |
| Virginia..... Carquest 1-1-94 | Boston College 13-31 (Tom Coughlin) | |
| Virginia..... Independence 12-28-94 | TCU 20-10 (Pat Sullivan) | |
| Virginia..... Peach 12-30-95 | Georgia 34-27 (Ray Goff) | |
| Virginia..... Carquest 12-27-96 | Miami (Fla.) 21-31 (Butch Davis) | |
| Virginia..... Peach 12-31-98 | Georgia 33-35 (Jim Donnan) | |
| Virginia..... Micronpc.com 12-30-99 | Illinois 21-63 (Ron Turner) | |
| Virginia..... Oahu Classic 12-24-00 | Georgia 14-37 (Jim Donnan) | |
| TOMMY WEST , 3-4-0 (Tennessee '75) | Born 7-31-54 | |
| Clemson..... Peach 12-31-93 | Kentucky 14-13 (Bill Curry) | |
| Clemson..... Gator 1-1-96 | Syracuse 0-41 (Paul Pasqualoni) | |
| Clemson..... Peach 12-28-96 | LSU 7-10 (Gerry DiNardo) | |
| Clemson..... Peach 1-2-98 | Auburn 17-21 (Terry Bowden) | |
| Memphis..... New Orleans 12-16-03 | North Texas 27-17 (Darrell Dickey) | |
| Memphis..... GMAC 12-22-04 | Bowling Green 35-52 (Gregg Brandon) | |
| Memphis..... Motor City 12-26-05 | Akron 38-31 (J.D. Brookhart) | |
| MIKE WHITE , 0-3-0 (California '58) | Born 1-3-36 | |
| Illinois..... Liberty 12-29-82 | Alabama 15-21 (Paul "Bear" Bryant) | |
| Illinois..... Rose 1-2-84 | UCLA 9-45 (Terry Donahue) | |
| Illinois..... Peach 12-31-85 | Army 29-31 (Jim Young) | |
| KYLE WHITTINGHAM , 1-0-0 (Brigham Young '84) | Born 11-21-59 | |
| Utah..... Emerald 12-29-05 | Georgia Tech 38-10 (Chan Gailey) | |
| JOHN WILCE , 0-1-0 (Wisconsin '10) | Born 5-12-88 | |
| Ohio St. Rose 1-1-21 | California 0-28 (Andy Smith) | |
| BUD WILKINSON , 6-2-0 (Minnesota '37) | Born 4-12-16 | |
| Oklahoma..... Sugar 1-1-49 | North Carolina 14-6 (Carl Snavely) | |
| Oklahoma..... Sugar 1-2-50 | LSU 35-0 (Gaynell Tinsley) | |
| Oklahoma..... Sugar 1-1-51 | Kentucky 7-13 (Paul "Bear" Bryant) | |
| Oklahoma..... Orange 1-1-54 | Maryland 7-0 (Jim Tatum) | |
| Oklahoma..... Orange 1-2-56 | Maryland 20-6 (Jim Tatum) | |
| Oklahoma..... Orange 1-1-58 | Duke 48-21 (Bill Murray) | |
| Oklahoma..... Orange 1-1-59 | Syracuse 21-6 (Ben Schwartzwalder) | |
| Oklahoma..... Orange 1-1-63 | Alabama 0-17 (Paul "Bear" Bryant) | |
| BOBBY WILLIAMS , 2-0-0 (Purdue '82) | Born 11-21-58 | |
| Michigan St. Fla. Citrus 1-1-00 | Florida 37-34 (Steve Spurrier) | |
| Michigan St. Silicon Valley 12-31-01 | Fresno St. 44-35 (Pat Hill) | |
| IVY WILLIAMSON , 0-1-0 (Michigan '33) | Born 2-4-11 | |
| Wisconsin..... Rose 1-1-53 | Southern California 0-7 (Jess Hill) | |
| TYRONE WILLINGHAM , 1-4-0 (Michigan St. '77) | Born 12-30-53 | |
| Stanford..... Liberty 12-30-95 | East Caro. 13-19 (Steve Logan) | |
| Stanford..... Sun 12-31-96 | Michigan St. 38-0 (Nick Saban) | |

| Coach/School | Bowl/Date | Opponent/Score (Coach) |
|---|--|-------------------------------|
| Stanford..... Rose 1-1-00 | Wisconsin 9-17 (Barry Alvarez) | |
| Stanford..... Seattle 12-27-01 | Georgia Tech 14-24 (Mac McWhorter) | |
| Notre Dame..... Gator 1-1-03 | North Carolina St. 6-28 (Chuck Amato) | |
| TOM WILSON , 2-0-0 (Texas Tech '66) | Born 2-24-44 | |
| Texas A&M..... Hall of Fame 12-20-78 | Iowa St. 28-12 (Earle Bruce) | |
| Texas A&M..... Independence 12-12-81 | Oklahoma St. 33-16 (Jimmy Johnson) | |
| SAM WINNINGHAM , 0-1-0 (Colorado '50) | Born 10-11-26 | |
| Cal St. Northridge... Pasadena 12-2-67 | West Tex. A&M 13-35 (Joe Kerbel) | |
| BOB WOODRUFF , 2-1-0 (Tennessee '39) | Born 3-14-16 | |
| Baylor Dixie 1-1-49 | Wake Forest 20-7 (D.C. "Peahead" Walker) | |
| Florida..... Gator 1-1-53 | Tulsa 14-13 (J.O. "Buddy" Brothers) | |
| Florida..... Gator 12-27-58 | Mississippi 3-7 (John Vaught) | |
| WARREN WOODSON , 6-1-0 (Baylor '24) | Born 2-24-03 | |
| Hardin-Simmons..... Sun 1-1-43 | Second Air Force 7-13 (Red Reese) | |
| Hardin-Simmons..... Alamo 1-4-47 | Denver 20-6 (Clyde "Cac" Hubbard) | |
| Hardin-Simmons..... Harbor 1-1-48 | San Diego St. 53-0 (Bill Schutte) | |
| Hardin-Simmons..... Shrine 12-18-48 | Ouachita Baptist 40-12 (Wesley Bradshaw) | |
| Hardin-Simmons..... Camellia 12-30-48 | Wichita St. 49-12 (Jim Trimble) | |
| New Mexico St. Sun 12-31-59 | North Texas 28-8 (Odus Mitchell) | |
| New Mexico St. Sun 12-31-60 | Utah St. 20-13 (John Ralston) | |
| BOWDEN WYATT , 2-2-0 (Tennessee '39) | Born 11-3-17 | |
| Wyoming..... Gator 1-1-51 | Wash. & Lee 20-7 (George Barclay) | |
| Arkansas..... Cotton 1-1-55 | Georgia Tech 6-14 (Bobby Dodd) | |
| Tennessee..... Sugar 1-1-57 | Baylor 7-13 (Sam Boyd) | |
| Tennessee..... Gator 12-26-57 | Texas A&M 3-0 (Paul "Bear" Bryant) | |
| BILL YEOMAN , 6-4-1 (Army '50) | Born 12-26-27 | |
| Houston..... Tangerine 12-22-62 | Miami (Ohio) 49-21 (John Pont) | |
| Houston..... Bluebonnet 12-31-69 | Auburn 36-7 (Ralph "Shug" Jordan) | |
| Houston..... Bluebonnet 12-31-71 | Colorado 17-29 (Eddie Crowder) | |
| Houston..... Bluebonnet 12-29-73 | Tulane 47-7 (Bennie Ellender) | |
| Houston..... Bluebonnet 12-23-74 | North Carolina St. 31-31 (Lou Holtz) | |
| Houston..... Cotton 1-1-77 | Maryland 30-21 (Jerry Claiborne) | |
| Houston..... Cotton 1-1-79 | Notre Dame 34-35 (Dan Devine) | |
| Houston..... Cotton 1-1-80 | Nebraska 17-14 (Tom Osborne) | |
| Houston..... Garden State 12-14-80 | Navy 35-0 (George Welsh) | |
| Houston..... Sun 12-26-81 | Oklahoma 14-40 (Barry Switzer) | |
| Houston..... Cotton 1-1-85 | Boston College 28-45 (Jack Bicknell) | |
| FIELDING "HURRY UP" YOST , 1-0-0 (Lafayette '97) | Born 4-30-1871 | |
| Michigan..... Rose 1-1-02 | Stanford 49-0 (Charlie Fickert) | |
| JIM YOUNG , 5-1-0 (Bowling Green '57) | Born 4-21-35 | |
| Purdue..... Peach 12-25-78 | Georgia Tech 41-21 (Pepper Rodgers) | |
| Purdue..... Bluebonnet 12-31-79 | Tennessee 27-22 (Johnny Majors) | |
| Purdue..... Liberty 12-27-80 | Missouri 28-25 (Warren Powers) | |
| Army..... Cherry 12-22-84 | Michigan St. 10-6 (George Perles) | |
| Army..... Peach 12-31-85 | Illinois 31-29 (Mike White) | |
| Army..... Sun 12-24-88 | Alabama 28-29 (Bill Curry) | |
| RON ZOOK , 0-2-0 (Miami [Ohio] '76) | Born 4-28-54 | |
| Florida..... Outback 1-1-03 | Michigan 30-38 (Lloyd Carr) | |
| Florida..... Outback 1-1-04 | Iowa 17-37 (Kirk Ferentz) | |

Coaches Who Have Taken More Than One Team to a Bowl Game

- FIVE TEAMS (1)**
 Lou Holtz: William & Mary, North Carolina St., Arkansas, Notre Dame & South Carolina
- FOUR TEAMS (4)**
 Earle Bruce: Tampa, Iowa St., Ohio St. & Colorado St.
 * Dennis Franchione: New Mexico, TCU, Alabama & Texas A&M
 Bill Mallory: Miami (Ohio), Colorado, Northern Ill. & Indiana
 Larry Smith: Tulane, Arizona, Southern California & Missouri
- THREE TEAMS (14)**
 * Mack Brown: Tulane, North Carolina & Texas
 Bear Bryant: Kentucky, Texas A&M & Alabama
 Jim Carlen: West Virginia, Texas Tech & South Carolina
 Jerry Claiborne: Virginia Tech, Maryland & Kentucky
 Bill Curry: Georgia Tech, Alabama & Kentucky
 Bill Dooley: North Carolina, Virginia Tech & Wake Forest
 Dennis Erickson: Washington St., Miami (Fla.) & Oregon St.
 Ken Hatfield: Air Force, Arkansas & Clemson
 John Mackovic: Wake Forest, Illinois & Texas
 Johnny Majors: Iowa St., Pittsburgh & Tennessee
 Jackie Sherrill: Pittsburgh, Texas A&M & Mississippi St.
 * John L. Smith: Utah St., Louisville & Michigan St.
 * Steve Spurrier: Duke, Florida & South Carolina
 Bowden Wyatt: Wyoming, Arkansas & Tennessee

TWO TEAMS (69)

Fred Akers: Wyoming & Texas
 Gary Barnett: Northwestern & Colorado
 John Barnhill: Tennessee & Arkansas
 Emory Bellard: Texas A&M & Mississippi St.
 Hugo Bezdek: Oregon & Penn St.
 Dana X. Bible: Texas A&M & Texas
 * Bobby Bowden: West Virginia & Florida St.
 Len Casanova: Santa Clara & Oregon
 Bobby Collins: Southern Miss. & SMU
 John Cooper: Arizona St. & Ohio St.
 Lee Corso: Louisville & Indiana
 Dick Crum: Miami (Ohio) & North Carolina
 Bob Devaney: Wyoming & Nebraska
 Dan Devine: Missouri & Notre Dame
 Doug Dickey: Tennessee & Florida
 Paul Dietzel: LSU & South Carolina
 Pat Dye: East Caro. & Auburn
 Pete Elliott: California & Illinois
 Jack Elway: San Jose St. & Stanford
 Bob Folwell: Penn & Navy
 Danny Ford: Clemson & Arkansas
 Hayden Fry: SMU & Iowa
 Vince Gibson: Louisville & Tulane
 Sid Gillman: Miami (Ohio) & Cincinnati
 Paul Hackett: Pittsburgh & Southern California
 Wayne Hardin: Navy & Temple
 Woody Hayes: Miami (Ohio) & Ohio St.
 Bob Higgins: West Va. Wesleyan & Penn St.
 Don James: Kent St. & Washington
 Jimmy Johnson: Oklahoma St. & Miami (Fla.)
 Frank Kimbrough: Hardin-Simmons & West Tex. A&M
 Jimmy Kitts: Rice & Virginia Tech
 * Dirk Koetter: Boise St. & Arizona St.
 * Glen Mason: Kansas & Minnesota
 * Urban Meyer: Utah & Florida
 * Les Miles: Oklahoma St. & LSU
 Jess Neely: Clemson & Rice
 Rick Neuheisel: Colorado & Washington
 Homer Norton: Centenary (La.) & Texas A&M
 * George O'Leary: Georgia Tech & UCF
 Charley Pell: Clemson & Florida
 Jimmy Phelan: Washington & St. Mary's (Cal.)
 * Gary Pinkel: Toledo & Missouri
 John Pont: Miami (Ohio) & Indiana
 * Mike Price: Washington St. & UTEP
 Tommy Prothro: Oregon St. & UCLA
 John Ralston: Utah St. & Stanford
 John Robinson: Southern California & UNLV
 Pepper Rodgers: Kansas & Georgia Tech
 * Bobby Ross: Maryland & Georgia Tech
 Nick Saban: Michigan St. & LSU
 George Sauer: Kansas & Baylor
 * Howard Schnellenberger: Miami (Fla.) & Louisville
 Steve Sloan: Vanderbilt & Texas Tech
 Bruce Snyder: California & Arizona St.
 Gene Stallings: Texas A&M & Alabama
 Denny Stolz: Bowling Green & San Diego St.
 Jim Tatum: Oklahoma & Maryland
 * Joe Tiller: Wyoming & Purdue
 Ted Tollner: Southern California & San Diego St.
 * Tommy Tuberville: Mississippi & Auburn
 Wallace Wade: Alabama & Duke
 Pop Warner: Stanford & Temple
 * Charlie Weatherbie: Utah St. & Navy
 George Welsh: Navy & Virginia
 * Tommy West: Clemson & Memphis
 Bob Woodruff: Baylor & Florida
 Warren Woodson: Hardin-Simmons & New Mexico St.
 Jim Young: Purdue & Army
 * Active coach.

Coaches With the Most Years Taking One College to a Bowl Game

| Coach, Team Taken | Bowls | Consecutive Years |
|------------------------------------|-------|-------------------------------|
| * Joe Paterno, Penn St. | 32 | 13 (1971-83) |
| * Bobby Bowden, Florida St. | 27 | 24 (1982-2005) |
| Tom Osborne, Nebraska | 25 | 25 (1973-97) |
| Bear Bryant, Alabama | 24 | 24 (1959-82) |
| LaVell Edwards, Brigham Young | 22 | 17 (1978-94) |
| Vince Dooley, Georgia | 20 | 9 (1980-88) |
| John Vaught, Mississippi | 18 | 14 (1957-70) |
| Bo Schembechler, Michigan | 17 | 15 (1975-89) |
| Darrell Royal, Texas | 16 | 8 (1968-75) |
| Hayden Fry, Iowa | 14 | 8 (1981-88) |
| Don James, Washington | 14 | 9 (1979-87) |
| * Frank Beamer, Virginia Tech | 13 | 13 (1993-2005) |
| Bobby Dodd, Georgia Tech | 13 | 6 (1951-56) |
| Terry Donahue, UCLA | 13 | 8 (1981-88) |
| * Phillip Fulmer, Tennessee | 13 | 13 (1992-2004) |
| Charlie McClendon, LSU | 13 | 4 (1970-73) |
| Don Nehlen, West Virginia | 13 | 4 (1981-84) |
| Barry Switzer, Oklahoma | 13 | 8 (1975-82) |
| * Fisher DeBerry, Air Force | 12 | 4 (1989-92) |
| Ralph Jordan, Auburn | 12 | 7 (1968-74) |
| George Welsh, Virginia | 12 | 4 (1993-96) |
| Barry Alvarez, Wisconsin | 11 | 5 (1996-2000) |
| * Lloyd Carr, Michigan | 11 | 11 (1995-2005) |
| John Cooper, Ohio St. | 11 | 10 (1990-99) |
| Woody Hayes, Ohio St. | 11 | 7 (1972-78) |
| Johnny Majors, Tennessee | 11 | 7 (1981-87) |
| R.C. Slocum, Texas A&M | 11 | 5 (1989-94) |
| Bill Snyder, Kansas St. | 11 | 11 (1993-2003) |
| * Steve Spurrier, Florida | 11 | 11 (1992-2002) |
| Bill Yeoman, Houston | 11 | 4 (1978-81) |
| Frank Broyles, Arkansas | 10 | 4 (1959-62) |
| Fred Akers, Texas | 9 | 9 (1977-85) |
| * Mike Bellotti, Oregon | 9 | 7 (1997-2003) |
| * Jeff Bower, Southern Miss. | 9 | 4 (1997-2000; 2002-05) |
| Bob Devaney, Nebraska | 9 | 5 (1962-66) |
| Pat Dye, Auburn | 9 | 9 (1982-90) |
| Lou Holtz, Notre Dame | 9 | 9 (1987-95) |
| * Sonny Lubick, Colorado St. | 9 | 5 (1999-2003) |
| Bill McCartney, Colorado | 9 | 7 (1988-94) |
| John McKay, Southern California | 9 | 4 (1966-69; 1972-75) |
| Paul Pasqualoni, Syracuse | 9 | 5 (1995-99) |
| * Mack Brown, Texas | 8 | 8 (1998-2005) |
| Earle Bruce, Ohio St. | 8 | 8 (1979-86) |
| Wally Butts, Georgia | 8 | 4 (1945-48) |
| Danny Ford, Clemson | 8 | 5 (1985-89) |
| John Robinson, Southern California | 8 | 4 (1976-79) |
| Grant Teaff, Baylor | 8 | 2 (1979-80; 1985-86; 1991-92) |
| * Joe Tiller, Purdue | 8 | 8 (1997-2004) |
| Bud Wilkinson, Oklahoma | 8 | 3 (1948-50) |

* Active coach.

Coaches Who Have Coached in a Bowl Game and Also Coached a Team in the NCAA Basketball Tournament

| Coach, School | Bowl | NCAA Tournament |
|-----------------------------------|---------------|-----------------|
| Clarence "Nibs" Price, California | Rose 1-1-29 | NCAA 1946 |
| E.L. "Dick" Romney, Utah St. | Raisin 1-1-47 | NCAA 1939 |

Conference Bowl Records

All-Time Division I-A Won-Lost Records

(Through 2005-06 Bowls, Using 2005 Conference Alignments)

ATLANTIC COAST CONFERENCE

| School | Bowls | W-L-T | Pct. | Last Appearance |
|------------------------|------------|------------------|-------------|-----------------------|
| Atlantic | | | | |
| Boston College | 17 | 11-6-0 | .647 | 2005 MPC Computers |
| Clemson | 28 | 15-13-0 | .536 | 2005 Champs Sports |
| Florida St. | 34 | 19-13-2 | .574 | 2006 Orange |
| Maryland | 20 | 8-10-2 | .450 | 2004 Gator |
| North Carolina St. | 23 | 12-10-1 | .544 | 2005 Meineke Car Care |
| Wake Forest | 6 | 4-2-0 | .667 | 2002 Seattle |
| Coastal | | | | |
| Duke | 8 | 3-5-0 | .375 | 1995 Hall of Fame |
| Georgia Tech | 34 | 22-12-0 | .647 | 2005 Emerald |
| Miami (Fla.) | 30 | 17-13-0 | .567 | 2005 Peach |
| North Carolina | 25 | 12-13-0 | .480 | 2004 Continental Tire |
| Virginia | 16 | 7-9-0 | .438 | 2005 Music City |
| Virginia Tech | 19 | 7-12-0 | .368 | 2006 Gator |
| Current Members | 260 | 137-118-5 | .537 | |

BIG EAST CONFERENCE

| School | Bowls | W-L-T | Pct. | Last Appearance |
|------------------------|-----------|----------------|-------------|-----------------------|
| Connecticut | 1 | 1-0-0 | 1.000 | 2004 Motor City |
| Cincinnati | 7 | 3-4-0 | .429 | 2004 Fort Worth |
| Louisville | 13 | 5-7-1 | .423 | 2006 Gator |
| Pittsburgh | 24 | 10-14-0 | .417 | 2005 Fiesta |
| Rutgers | 2 | 0-2-0 | .000 | 2005 Insight |
| South Fla. | 1 | 0-1-0 | .000 | 2005 Meineke Car Care |
| Syracuse | 22 | 12-9-1 | .568 | 2004 Champs Sports |
| West Virginia | 25 | 10-15-0 | .400 | 2006 Sugar |
| Current Members | 95 | 41-52-2 | .442 | |

BIG TEN CONFERENCE

| School | Bowls | W-L-T | Pct. | Last Appearance |
|------------------------|------------|------------------|-------------|-------------------|
| Illinois | 14 | 6-8-0 | .429 | 2002 Sugar |
| Indiana | 8 | 3-5-0 | .375 | 1993 Independence |
| Iowa | 21 | 11-9-1 | .548 | 2006 Outback |
| Michigan | 37 | 18-19-0 | .487 | 2005 Alamo |
| Michigan St. | 17 | 7-10-0 | .412 | 2003 Alamo |
| Minnesota | 11 | 5-6-0 | .455 | 2005 Music City |
| Northwestern | 6 | 1-5-0 | .167 | 2005 Sun |
| Ohio St. | 37 | 18-19-0 | .487 | 2006 Fiesta |
| Penn St. | 38 | 24-12-2 | .658 | 2006 Orange |
| Purdue | 13 | 7-6-0 | .538 | 2004 Sun |
| Wisconsin | 17 | 9-8-0 | .529 | 2006 Capital One |
| Current Members | 219 | 109-107-3 | .505 | |

BIG 12 CONFERENCE

| School | Bowls | W-L-T | Pct. | Last Appearance |
|------------------------|------------|------------------|-------------|--------------------|
| North | | | | |
| Colorado | 27 | 12-15-0 | .444 | 2005 Champs Sports |
| Iowa St. | 9 | 2-7-0 | .222 | 2005 Houston |
| Kansas | 10 | 4-6-0 | .400 | 2005 Fort Worth |
| Kansas St. | 12 | 6-6-0 | .500 | 2004 Fiesta |
| Missouri | 22 | 10-12-0 | .455 | 2005 Independence |
| Nebraska | 43 | 22-21-0 | .512 | 2005 Alamo |
| South | | | | |
| Baylor | 16 | 8-8-0 | .500 | 1994 Alamo |
| Oklahoma | 39 | 24-14-1 | .628 | 2005 Holiday |
| Oklahoma St. | 16 | 10-6-0 | .625 | 2004 Alamo |
| Texas | 45 | 22-21-2 | .511 | 2006 Rose |
| Texas A&M | 28 | 13-15-0 | .464 | 2005 Cotton |
| Texas Tech | 29 | 8-20-1 | .293 | 2006 Cotton |
| Current Members | 296 | 141-151-4 | .483 | |

CONFERENCE USA

| School | Bowls | W-L-T | Pct. | Last Appearance |
|------------------------|------------|----------------|-------------|------------------|
| East | | | | |
| UAB | 1 | 0-1-0 | .000 | 2004 Hawaii |
| UCF | 1 | 0-1-0 | .000 | 2005 Hawaii |
| East Caro. | 7 | 4-3-0 | .571 | 2001 GMAC |
| Marshall | 7 | 5-2-0 | .714 | 2004 Fort Worth |
| Memphis | 4 | 3-1-0 | .750 | 2005 Motor City |
| Southern Miss. | 14 | 7-7-0 | .500 | 2005 New Orleans |
| West | | | | |
| Houston | 16 | 7-8-1 | .469 | 2005 Fort Worth |
| Rice | 7 | 4-3-0 | .571 | 1961 Bluebonnet |
| SMU | 11 | 4-6-1 | .409 | 1984 Aloha |
| UTEP | 12 | 5-7-0 | .417 | 2005 GMAC |
| Tulane | 10 | 4-6-0 | .400 | 2002 Hawaii |
| Tulsa | 13 | 5-8-0 | .385 | 2005 Liberty |
| Current Members | 103 | 48-53-2 | .476 | |

MID-AMERICAN CONFERENCE

| School | Bowls | W-L-T | Pct. | Last Appearance |
|------------------------|-----------|----------------|-------------|---------------------|
| East | | | | |
| Akron | 1 | 0-1-0 | .000 | 2005 Motor City |
| Bowling Green | 7 | 4-3-0 | .571 | 2004 GMAC |
| Buffalo | 0 | 0-0-0 | .000 | Has never appeared |
| Kent St. | 1 | 0-1-0 | .000 | 1972 Tangerine |
| Miami (Ohio) | 9 | 6-3-0 | .667 | 2004 Independence |
| Ohio | 2 | 0-2-0 | .000 | 1968 Tangerine |
| West | | | | |
| Ball St. | 3 | 0-3-0 | .000 | 1996 Las Vegas |
| Central Mich. | 2 | 0-2-0 | .000 | 1994 Las Vegas |
| Eastern Mich. | 1 | 1-0-0 | 1.000 | 1987 California |
| Northern Ill. | 2 | 2-0-0 | 1.000 | 2004 Silicon Valley |
| Toledo | 10 | 7-3-0 | .700 | 2005 GMAC |
| Western Mich. | 2 | 0-2-0 | .000 | 1988 California |
| Current Members | 40 | 20-20-0 | .500 | |

MOUNTAIN WEST CONFERENCE

| School | Bowls | W-L-T | Pct. | Last Appearance |
|------------------------|------------|----------------|-------------|--------------------|
| Air Force | 17 | 8-8-1 | .500 | 2002 San Francisco |
| Brigham Young | 24 | 7-16-1 | .313 | 2005 Las Vegas |
| Colorado St. | 11 | 4-7-0 | .364 | 2005 Poinsettia |
| UNLV | 3 | 3-0-0 | 1.000 | 2000 Las Vegas |
| New Mexico | 9 | 2-6-1 | .278 | 2004 Emerald |
| San Diego St. | 5 | 1-4-0 | .200 | 1998 Las Vegas |
| TCU | 22 | 8-13-1 | .386 | 2005 Houston |
| Utah | 11 | 8-3-0 | .727 | 2005 Emerald |
| Wyoming | 11 | 5-6-0 | .455 | 2004 Las Vegas |
| Current Members | 113 | 46-63-4 | .425 | |

PACIFIC-10 CONFERENCE

| School | Bowls | W-L-T | Pct. | Last Appearance |
|------------------------|------------|-----------------|-------------|-----------------|
| Arizona | 13 | 5-7-1 | .423 | 1998 Holiday |
| Arizona St. | 22 | 12-9-1 | .568 | 2005 Insight |
| California | 16 | 7-8-1 | .469 | 2005 Las Vegas |
| Oregon | 19 | 7-12-0 | .368 | 2005 Holiday |
| Oregon St. | 9 | 5-4-0 | .556 | 2004 Insight |
| Southern California | 43 | 27-16-0 | .628 | 2006 Rose |
| Stanford | 20 | 9-10-1 | .475 | 2001 Seattle |
| UCLA | 27 | 13-13-1 | .500 | 2005 Sun |
| Washington | 29 | 14-14-1 | .500 | 2002 Sun |
| Washington St. | 10 | 6-4-0 | .600 | 2003 Holiday |
| Current Members | 208 | 105-97-6 | .519 | |

SOUTHEASTERN CONFERENCE

| School | Bowls | W-L-T | Pct. | Last Appearance |
|------------------------|------------|-------------------|-------------|-------------------|
| Eastern | | | | |
| Florida | 33 | 15-18-0 | .455 | 2006 Outback |
| Georgia | 41 | 22-16-3 | .573 | 2006 Sugar |
| Kentucky | 10 | 5-5-0 | .500 | 1999 Music City |
| South Carolina | 12 | 3-9-0 | .250 | 2005 Independence |
| Tennessee | 45 | 24-21-0 | .533 | 2005 Cotton |
| Vanderbilt | 3 | 1-1-1 | .500 | 1982 Hall of Fame |
| Western | | | | |
| Alabama | 53 | 30-20-3 | .594 | 2006 Cotton |
| Arkansas | 34 | 11-20-3 | .368 | 2003 Independence |
| Auburn | 32 | 17-13-2 | .563 | 2006 Capital One |
| LSU | 37 | 18-18-1 | .500 | 2005 Peach |
| Mississippi | 31 | 19-12-0 | .613 | 2004 Cotton |
| Mississippi St. | 12 | 6-6-0 | .500 | 2000 Independence |
| Current Members | 343 | 171-159-13 | .517 | |

SUN BELT CONFERENCE

| School | Bowls | W-L-T | Pct. | Last Appearance |
|------------------------|----------|--------------|-------------|---------------------|
| Arkansas St. | 1 | 0-1-0 | .000 | 2005 New Orleans |
| Fla. Atlantic | 0 | 0-0-0 | .000 | Has never appeared |
| Florida Int'l. | 0 | 0-0-0 | .000 | Has never appeared |
| La.-Lafayette | 0 | 0-0-0 | .000 | Has never appeared |
| La.-Monroe | 0 | 0-0-0 | .000 | Has never appeared |
| Middle Tenn. | 0 | 0-0-0 | .000 | Has never appeared |
| North Texas | 6 | 1-5-0 | .167 | 2004 New Orleans |
| Troy | 1 | 0-1-0 | .000 | 2004 Silicon Valley |
| Current Members | 8 | 1-7-0 | .125 | |

WESTERN ATHLETIC CONFERENCE

| School | Bowls | W-L-T | Pct. | Last Appearance |
|------------|-------|-------|-------|--------------------|
| Boise St. | 6 | 4-2-0 | .667 | 2005 MPC Computers |
| Fresno St. | 16 | 9-7-0 | .563 | 2005 Liberty |
| Hawaii | 6 | 4-2-0 | .667 | 2004 Hawaii |
| Idaho | 1 | 1-0-0 | 1.000 | 1998 Humanitarian |

| School | Bowls | W-L-T | Pct. | Last Appearance |
|-----------------------------|-----------|----------------|-------------|-------------------|
| Louisiana Tech..... | 4 | 1-2-1 | .375 | 2001 Humanitarian |
| Nevada..... | 6 | 3-3-0 | .500 | 2005 Hawaii |
| New Mexico St. | 3 | 2-0-1 | .833 | 1960 Sun |
| San Jose St. | 7 | 4-3-0 | .571 | 1990 California |
| Utah St. | 5 | 1-4-0 | .200 | 1997 Humanitarian |
| Current Members..... | 54 | 29-23-2 | .556 | |

INDEPENDENTS

| School | Bowls | W-L-T | Pct. | Last Appearance |
|-----------------------------|-----------|----------------|-------------|-------------------|
| Army..... | 4 | 2-2-0 | .500 | 1996 Independence |
| Navy..... | 12 | 6-5-1 | .542 | 2005 Poinsettia |
| Notre Dame..... | 27 | 13-14-0 | .482 | 2006 Fiesta |
| Temple..... | 2 | 1-1-0 | .500 | 1979 Garden State |
| Current Members..... | 45 | 22-22-1 | .500 | |

Award Winners in Bowl Games**Most Valuable Players in Major Bowls**

Bowls that are played twice in the same calendar year (i.e., January and December) are listed in chronological order.

ALAMO BOWL**Year Player, Team, Position**

| | |
|------|--|
| 1993 | Dave Barr, California, quarterback (offense) |
| | Jerrot Willard, California, linebacker (defense) |
| | Larry Blue, Iowa, defensive tackle (sportsmanship award) |
| 1994 | Chad Davis, Washington St., quarterback (offense) |
| | Ron Childs, Washington St., linebacker (defense) |
| | Adrian Robinson, Baylor, defensive back (sportsmanship award) |
| 1995 | Kyle Bryant, Texas A&M, kicker (offense) |
| | Keith Mitchell, Texas A&M, linebacker (defense) |
| | Jarrett Irons, Michigan, linebacker (sportsmanship award) |
| 1996 | Sedrick Shaw, Iowa, running back (offense) |
| | James DeVries, Iowa, defensive lineman (defense) |
| | Shane Dunn, Texas Tech (sportsmanship award) |
| 1997 | Billy Dicken, Purdue, quarterback (offense) |
| | Adrian Beasley, Purdue, safety (defense) |
| | Kevin Williams, Oklahoma St., cornerback (sportsmanship award) |
| 1998 | Drew Brees, Purdue, quarterback (offense) |
| | Rosevelt Colvin, Purdue, defensive end (defense) |
| | Jarrood Cooper, Kansas St., free safety (sportsmanship award) |
| 1999 | Rashard Casey, Penn St., quarterback (offense) |
| | LaVar Arrington, Penn St., linebacker (defense) |
| 2000 | Dan Alexander, running back, Nebraska (offense) |
| | Kyle Vanden Bosch, defensive line, Nebraska (defense) |
| 2001 | Aaron Greving, running back, Iowa (offense) |
| | Derrick Pickens, defensive line, Iowa (defense) |
| 2002 | Brooks Bollinger, Wisconsin, quarterback (offense) |
| | Jeff Mack, Wisconsin, linebacker (defense) |
| | Zac Colvin, Colorado, wide receiver (sportsmanship award) |
| 2003 | Jammal Lord, Nebraska, quarterback (offense) |
| | Trevor Johnson, Nebraska, defensive end (defense) |
| | Joe Tate, Michigan St., offensive guard (sportsmanship award) |
| 2004 | Ted Ginn, Ohio St., wide receiver (offense) |
| | Simon Fraser, Ohio St., defensive end (defense) |
| | Donovan Woods, Oklahoma St., quarterback (sportsmanship award) |
| 2005 | Cory Ross, Nebraska, running back (offense) |
| | Leon Hall, Michigan, cornerback (defense) |
| | Steve Breaston, Michigan, wide receiver (sportsmanship award) |

CAPITAL ONE BOWL

(Formerly Tangerine Bowl, 1947-82; Florida Citrus Bowl, 1983-93; CompUSA Florida Citrus Bowl, 1994-99; OurHouse.com Florida Citrus Bowl, 2000; Capital One/Florida Citrus Bowl, 2001-02)

Year Player, Team, Position

| | |
|------|------------------------------------|
| 1949 | Dale McDaniels, Murray St. |
| | Ted Scown, Sul Ross St. |
| 1950 | Don Henigan, St. Vincent |
| | Chick Davis, Emory & Henry |
| 1951 | Pete Anania, Charleston (W.V.) |
| | Charles Hubbard, Charleston (W.V.) |

Year Player, Team, Position

| | |
|--|--|
| 1952 | Bill Johnson, Stetson |
| | Dave Laude, Stetson |
| 1953 | Marvin Brown, Tex. A&M-Commerce |
| 1954 | Billy Ray Norris, Tex. A&M-Commerce |
| | Bobby Spann, Arkansas St. |
| 1955 | Bill Englehardt, Neb.-Omaha |
| 1956 | Pat Tarquinio, Juniata |
| 1957 | Ron Mills, West Tex. A&M |
| 1958 | Garry Berry, Tex. A&M-Commerce |
| | Neal Hinson, Tex. A&M-Commerce |
| 1958 | Sam McCord, Tex. A&M-Commerce |
| 1960 | Bucky Pitts, Middle Tenn. |
| | Bob Waters, Presbyterian |
| | Jerry Nettles, Citadel |
| 1961 | Win Herbert, Lamar |
| 1962 | Joe Lopasky, Houston |
| | Billy Roland, Houston |
| 1963 | Sharon Miller, Western Ky. |
| 1964 | Bill Cline, East Caro. |
| | Jerry Wheelchel, Massachusetts |
| 1965 | Dave Alexander, East Caro. |
| 1966 | Willie Lanier, Morgan St. |
| 1967 | Errol Hook, Tenn.-Martin |
| | Gordon Lambert, Tenn.-Martin |
| 1968 | Buster O'Brien, Richmond, back |
| | Walker Gillette, Richmond, lineman |
| 1969 | Chuck Ealy, Toledo, back |
| | Dan Crockett, Toledo, lineman |
| 1970 | Chuck Ealy, Toledo, back |
| | Vince Hubler, William & Mary, lineman |
| 1971 | Chuck Ealy, Toledo, back |
| | Mel Long, Toledo, lineman |
| 1972 | Freddie Solomon, Tampa, back |
| | Jack Lambert, Kent St., lineman |
| 1973 | Chuck Varner, Miami (Ohio), back |
| | Brad Cousino, Miami (Ohio), lineman |
| 1974 | Sherman Smith, Miami (Ohio), back |
| | Brad Cousino, Miami (Ohio), lineman (tie) |
| | John Roudebush, Miami (Ohio), lineman (tie) |
| 1975 | Rob Carpenter, Miami (Ohio), back |
| | Jeff Kelly, Miami (Ohio), lineman |
| 1976 | Terry Miller, Oklahoma St., back |
| | Phillip Dokes, Oklahoma St., lineman |
| Most Valuable Player (1977-Present) | |
| 1977 | Jimmy Jordan, Florida St., quarterback |
| 1978 | Ted Brown, North Carolina St., running back |
| 1979 | David Woodley, LSU, quarterback |
| 1980 | Cris Collinsworth, Florida, wide receiver |
| 1981 | Jeff Gaylord, Missouri, linebacker |
| 1982 | Randy Campbell, Auburn, quarterback |
| 1983 | Johnnie Jones, Tennessee, running back |
| 1984 | James Jackson, Georgia, quarterback |
| 1985 | Larry Kolic, Ohio St., middle guard |
| 1987 | Aundray Bruce, Auburn, linebacker |
| 1988 | Rodney Williams, Clemson, quarterback |
| 1989 | Terry Allen, Clemson, tailback |
| 1990 | Jeff George, Illinois, quarterback |
| 1991 | Shawn Jones, Georgia Tech, quarterback |
| 1992 | Mike Pawlawski, California, quarterback |
| 1993 | Garrison Hearst, Georgia, running back |
| 1994 | Bobby Engram, Penn St., wide receiver (overall) |
| | Charlie Garner, Tennessee, tailback (offense) |
| | Lee Rubin, Penn St., free safety (defense) |
| | Raymond Austin, Tennessee, strong safety (defense) |
| 1995 | Sherman Williams, Alabama, running back (overall) |
| | Joey Galloway, Ohio St., wide receiver (offense) |
| | Damejan Jeffries, Alabama, defensive end (defense) |
| | Matt Finkes, Ohio St., defensive end (defense) |

Year Player, Team, Position

| | |
|------|--|
| 1996 | Jay Graham, Tennessee, running back (overall) |
| | Rickey Dudley, Ohio St., tight end (offense) |
| | Leonard Little, Tennessee, defensive end (defense) |
| | Matt Finkes, Ohio St., defensive end (defense) |
| 1997 | Peyton Manning, Tennessee, quarterback (overall) |
| | Brian Musso, Northwestern, wide receiver (offense) |
| | Tyrone Hines, Tennessee, linebacker (defense) |
| | Mike Nelson, Northwestern, linebacker (defense) |
| 1998 | Fred Taylor, Florida, tailback (overall) |
| | Fred Weary, Florida, cornerback (defense) |
| | Chris Eberly, Penn St., tailback (offense) |
| | Brandon Short, Penn St., linebacker (defense) |
| 1999 | Anthony Thomas, Michigan, running back |
| | Sam Sword, Michigan, linebacker (defense) |
| 2000 | Plaxico Burress, Michigan St., wide receiver (overall) |
| | Travis Taylor, Florida, wide receiver (offense) |
| | Julien Peterson, Michigan St. (defense) |
| | Andra Davis, Florida (defense) |
| 2001 | Anthony Thomas, Michigan, running back (overall) |
| | Ben Leard, Auburn, quarterback (offense) |
| | Javar Mills, Auburn, defensive end (defense) |
| | Eric Wilson, Michigan, defensive line (defense) |
| 2002 | Casey Clausen, Tennessee, quarterback (overall) |
| | B.J. Askew, Michigan, running back (offense) |
| | John Henderson, Tennessee, defensive line (defense) |
| | Larry Foote, Michigan, linebacker (defense) |
| 2003 | Ronnie Brown, Auburn, running back (overall) |
| | Michael Robinson, Penn St., quarterback (offense) |
| | Dontarrius Thomas, Auburn, linebacker (defense) |
| | Anthony Adams, Penn St., defensive tackle (defense) |
| 2004 | David Greene, Georgia, quarterback |
| 2005 | Drew Tate, Iowa, quarterback |
| 2006 | Brian Calhoun, Wisconsin, running back |

CHAMPS SPORTS BOWL

(Formerly Blackbuster Bowl, 1990-93; Carquest Bowl, 1994-97; Micron PC Bowl, 1998; MicronPC.com Bowl, 1999-00; Visit Florida Tangerine Bowl, 2001; Mazda Tangerine Bowl, 2002-03)

Year Player, Team, Position

| | |
|------|---|
| 1990 | Amp Lee, Florida St., running back |
| 1991 | David Palmer, Alabama, wide receiver |
| 1992 | Darrien Gordon, Stanford, cornerback |
| 1993 | Glenn Foley, Boston College, quarterback |
| 1995 | Leon Johnson, North Carolina, running back |
| 1996 | Tremain Mack, Miami (Fla.), strong safety |
| 1997 | Joe Hamilton, Georgia Tech, quarterback |
| 1998 | Scott Covington, Miami (Fla.), quarterback |
| 1999 | Kurt Kittner, Illinois, quarterback |
| 2000 | Phillip Rivers, North Carolina St., quarterback |
| 2001 | Antonio Bryant, Pittsburgh, wide receiver (overall) |
| | Phillip Rivers, North Carolina St., quarterback (offense) |
| | Lewis Moore, Pittsburgh, linebacker (defense) |
| | Terrance Martin, North Carolina St., defensive line (defense) |
| | Dantonio Burnett, North Carolina St., linebacker (defense) |
| 2002 | Kliff Kingsbury, Texas Tech, quarterback (Player of Game) |
| | Kliff Kingsbury, Texas Tech, quarterback (MVP Offense) |
| | Derrick Hamilton, Clemson, wide receiver (MVP Offense) |
| | John Saldi, Texas Tech, linebacker (MVP Defense) |
| | John Leake, Clemson, linebacker (MVP Defense) |
| 2003 | Phillip Rivers, North Carolina St., quarterback |
| 2004 | Reggie Ball, Georgia Tech, quarterback |
| 2005 | James Davis, Clemson, running back |

COTTON BOWL

| Year | Player, Team, Position |
|------|--|
| 1937 | Ki Aldrich, TCU, center Sammy Baugh, TCU, quarterback L.D. Meyer, TCU, end |
| 1938 | Ernie Lain, Rice, back Byron "Whizzer" White, Colorado, quarterback |
| 1939 | Jerry Dowd, St. Mary's (Tex.), center Elmer Tarbox, Texas Tech, back |
| 1940 | Banks McFadden, Clemson, back |
| 1941 | Charles Henke, Texas A&M, guard John Kimbrough, Texas A&M, fullback Chip Routt, Texas A&M, tackle Lou De Filippo, Fordham, center Joe Ungerer, Fordham, tackle |
| 1942 | Martin Ruby, Texas A&M, tackle Jimmy Nelson, Alabama, halfback Holt Rast, Alabama, end Don Whitmire, Alabama, tackle |
| 1943 | Jack Freeman, Texas, guard Roy McKay, Texas, fullback Stanley Mauldin, Texas, tackle Harvey Hardy, Georgia Tech, guard Jack Marshall, Georgia Tech, end |
| 1944 | Joe Parker, Texas, end Martin Ruby, Randolph Field, tackle Glenn Dobbs, Randolph Field, quarterback |
| 1945 | Neil Armstrong, Oklahoma St., end Bob Fenimore, Oklahoma St., back Ralph Foster, Oklahoma St., tackle |
| 1946 | Hub Bechtol, Texas, end Bobby Layne, Texas, back Jim Kekeris, Missouri, tackle |
| 1947 | Alton Baldwin, Arkansas, end Y.A. Tittle, LSU, quarterback |
| 1948 | Doak Walker, SMU, back Steve Suhay, Penn St., guard |
| 1949 | Kyle Rote, SMU, back Doak Walker, SMU, back Brad Ecklund, Oregon, center Norm Van Brocklin, Oregon, quarterback |
| 1950 | Billy Burkhalter, Rice, halfback Joe Watson, Rice, center James "Froggie" Williams, Rice, end |
| 1951 | Bud McFadin, Texas, guard Andy Kozar, Tennessee, fullback Hank Lauricella, Tennessee, halfback Horace "Bud" Sherrod, Tennessee, defensive end |
| 1952 | Keith Flowers, TCU, fullback Emery Clark, Kentucky, halfback Ray Correll, Kentucky, guard Vito "Babe" Parilli, Kentucky, quarterback |
| 1953 | Richard Ochoa, Texas, fullback Harley Sewell, Texas, guard Bob Griesbach, Tennessee, linebacker |
| 1954 | Richard Chapman, Rice, tackle Dan Hart, Rice, end Dicky Maagle, Rice, halfback |
| 1955 | Bud Brooks, Arkansas, guard George Humphreys, Georgia Tech, fullback |
| 1956 | Buddy Alliston, Mississippi, guard Eagle Day, Mississippi, quarterback |
| 1957 | Norman Hamilton, TCU, tackle Jim Brown, Syracuse, halfback |
| 1958 | Tom Forrestal, Navy, quarterback Tony Stremic, Navy, guard |
| 1959 | Jack Spikes, TCU, fullback Dave Phillips, Air Force, tackle |
| 1960 | Maurice Doke, Texas, guard Ernie Davis, Syracuse, halfback |
| 1961 | Lance Alworth, Arkansas, halfback Dwight Bumgarner, Duke, tackle |
| 1962 | Mike Cotten, Texas, quarterback Bob Moser, Texas, end |
| 1963 | Johnny Treadwell, Texas, guard Lynn Amedee, LSU, quarterback |
| 1964 | Scott Appleton, Texas, tackle Duke Carlisle, Texas, quarterback |
| 1965 | Ronnie Caveness, Arkansas, linebacker Fred Marshall, Arkansas, quarterback |
| 1966 | Joe Labruzzo, LSU, tailback David McCormick, LSU, tackle |
| 1966 | Kent Lawrence, Georgia, tailback George Patton, Georgia, tackle |
| 1968 | Grady Allen, Texas A&M, defensive end Edd Hargett, Texas A&M, quarterback Bill Hobbs, Texas A&M, linebacker |
| 1969 | Tom Campbell, Texas, linebacker Charles "Cotton" Speyrer, Texas, wide receiver James Street, Texas, quarterback |

Year Player, Team, Position

| | |
|------|--|
| 1970 | Steve Worster, Texas, fullback Bob Olson, Notre Dame, linebacker |
| 1971 | Eddie Phillips, Texas, quarterback Clarence Ellis, Notre Dame, cornerback |
| 1972 | Bruce Bannon, Penn St., defensive end Lydell Mitchell, Penn St., running back |
| 1973 | Randy Braband, Texas, linebacker Alan Lowry, Texas, quarterback |
| 1974 | Wade Johnston, Texas, linebacker Tony Davis, Nebraska, tailback |
| 1975 | Ken Quesenberry, Baylor, safety Tom Shuman, Penn St., quarterback |
| 1976 | Ike Forte, Arkansas, running back Hal McAfee, Arkansas, linebacker |
| 1977 | Alois Blackwell, Houston, running back Mark Mohr, Houston, cornerback |
| 1978 | Vagas Ferguson, Notre Dame, running back Bob Golic, Notre Dame, linebacker |
| 1979 | David Hodge, Houston, linebacker Joe Montana, Notre Dame, quarterback |
| 1980 | Terry Elston, Houston, quarterback David Hodge, Houston, linebacker |
| 1981 | Warren Lyles, Alabama, nose guard Major Ogilvie, Alabama, running back |
| 1982 | Robert Brewer, Texas, quarterback Robbie Jones, Alabama, linebacker |
| 1983 | Wes Hopkins, SMU, strong safety Lance McIlhenny, SMU, quarterback |
| 1984 | Jeff Leiding, Texas, linebacker John Lastinger, Georgia, quarterback |
| 1985 | Bill Romanowski, Boston College, linebacker Steve Strachan, Boston College, fullback |
| 1986 | Domingo Bryant, Texas A&M, strong safety Bo Jackson, Auburn, tailback |
| 1987 | Chris Spielman, Ohio St., linebacker Roger Vick, Texas A&M, fullback |
| 1988 | Adam Bob, Texas A&M, linebacker Bucky Richardson, Texas A&M, quarterback |
| 1989 | LaSalle Harper, Arkansas, linebacker Troy Aikman, UCLA, quarterback |
| 1990 | Carl Pickens, Tennessee, free safety Chuck Webb, Tennessee, tailback |
| 1991 | Craig Erickson, Miami (Fla.), quarterback Russell Maryland, Miami (Fla.), defensive lineman |
| 1992 | Sean Jackson, Florida St., running back Chris Crooms, Texas A&M, safety |
| 1993 | Rick Mirer, Notre Dame, quarterback Devon McDonald, Notre Dame, defensive end |
| 1994 | Lee Becton, Notre Dame, running back Antonio Shorter, Texas A&M, linebacker |
| 1995 | Keyshawn Johnson, Southern California, wide receiver John Herpin, Southern California, cornerback |
| 1996 | Hercules Troutman, Colorado, running back Marcus Washington, Colorado, defensive back |
| 1997 | Steve Sarkisian, Brigham Young, quarterback Kevin Lockett, Kansas St., wide receiver Shay Muirbrook, Brigham Young, linebacker |
| 1998 | Cade McNown, UCLA, quarterback Dat Nguyen, Texas A&M, linebacker Ricky Williams, Texas, running back |
| 1999 | Aaron Babino, Texas, linebacker Cedric Cobbs, Arkansas, running back D.J. Cooper, Arkansas, linebacker |
| 2001 | Jonathan Beasley, Kansas St., quarterback Chris Johnson, Kansas St., defensive end |
| 2002 | Quentin Griffin, Oklahoma, running back Roy Williams, Oklahoma, defensive back Cory Redding, Texas, defensive line (defense) |
| 2004 | Eli Manning, Mississippi, quarterback (offense) Josh Cooper, Mississippi, defensive line (defense) |
| 2005 | Rick Clausen, Tennessee, quarterback (offense) Justin Harrell, Tennessee, defensive line (defense) |
| 2006 | Brodie Croyle, Alabama, quarterback (offense) DeMeco Ryans, Alabama, linebacker (defense) |

EMERALD BOWL**(Formerly San Francisco Bowl, 2002-03)****Year Player, Team, Position**

| | |
|------|--|
| 2002 | Bryan Randall, Virginia Tech, quarterback (offense) Anthony Schlegel, Air Force, linebacker (defense) |
| 2003 | Derrick Knight, Boston College, running back (offense) T.J. Stancil, Boston College, defensive back (defense) |
| 2004 | Aaron Palanco, Navy, quarterback (offense) Vaughn Kelly, Navy, defensive back (defense) |
| 2005 | Travis LaTendresse, Utah, wide receiver (offense) Eric Weddle, Utah, cornerback (defense) |

FIESTA BOWL**Year Player, Team, Position**

| | |
|------|---|
| 1971 | Gary Huff, Florida St., quarterback Junior Ah You, Arizona St., defensive end |
| 1972 | Woody Green, Arizona St., halfback Mike Fink, Missouri, defensive back |
| 1973 | Greg Hudson, Arizona St., split end Mike Haynes, Arizona St., cornerback |
| 1974 | Kenny Walker, Oklahoma St., running back Phillip Dokes, Oklahoma St., defensive tackle |
| 1975 | John Jefferson, Arizona St., split end Larry Gordon, Arizona St., linebacker |
| 1976 | Thomas Loft, Oklahoma, quarterback Terry Peters, Oklahoma, cornerback |
| 1977 | Matt Millen, Penn St., linebacker Dennis Sproul, Arizona St., quarterback (sportsmanship award) |
| 1978 | James Owens, UCLA, running back Jimmy Walker, Arkansas, defensive tackle Kenny Easley, UCLA, safety (sportsmanship award) |
| 1979 | Mark Schubert, Pittsburgh, kicker Dave Liggins, Arizona, safety Dan Fidler, Pittsburgh, offensive guard (sportsmanship award) |
| 1980 | Curt Warner, Penn St., running back Frank Case, Penn St., defensive end (sportsmanship award) |
| 1982 | Curt Warner, Penn St., running back Leo Wisniewski, Penn St., nose tackle George Achica, Southern California, nose guard (sportsmanship award) |
| 1983 | Marcus Dupree, Oklahoma, running back Jim Jeffcoat, Arizona St., defensive lineman Paul Ferrer, Oklahoma, center (sportsmanship award) |
| 1984 | John Congemi, Pittsburgh, quarterback Rowland Tatum, Ohio St., linebacker (sportsmanship award) |
| 1985 | Gaston Green, UCLA, tailback James Washington, UCLA, defensive back Bruce Fleming, Miami (Fla.), linebacker (sportsmanship award) |
| 1986 | Jamie Morris, Michigan, running back Mark Messner, Michigan, defensive tackle Mike Mallory, Michigan, linebacker (sportsmanship award) |
| 1987 | D.J. Dozier, Penn St., running back Shane Conlan, Penn St., linebacker Paul O'Connor, Miami (Fla.), offensive guard (sportsmanship award) |
| 1988 | Danny McManus, Florida St., quarterback Neil Smith, Nebraska, defensive lineman Steve Forch, Nebraska, linebacker (sportsmanship award) |
| 1989 | Tony Rice, Notre Dame, quarterback Frank Stams, Notre Dame, defensive end Chris Parker, West Virginia, defensive lineman (sportsmanship award) |
| 1990 | Peter Tom Willis, Florida St., quarterback Odell Haggins, Florida St., nose guard Jake Young, Nebraska, center (sportsmanship award) |
| 1991 | Browning Nagle, Louisville, quarterback Ray Buchanan, Louisville, free safety |
| 1992 | O.J. McDuffie, Penn St., wide receiver Reggie Givens, Penn St., outside linebacker |
| 1993 | Marvin Graves, Syracuse, quarterback Kevin Mitchell, Syracuse, nose guard |
| 1994 | Chuck Levy, Arizona, running back Tedy Bruschi, Arizona, defensive end Paul White, Miami (Fla.), cornerback (sportsmanship award) |
| 1995 | Kordell Stewart, Colorado, quarterback Shannon Clavelle, Colorado, defensive tackle Oliver Gibson, Notre Dame, nose guard (sportsmanship award) |
| 1996 | Tommie Frazier, Nebraska, quarterback Michael Booker, Nebraska, cornerback Danny Wuerffel, Florida, quarterback (sportsmanship award) |
| 1997 | Curtis Enis, Penn St., tailback Brandon Noble, Penn St., defensive tackle Ryan Fiebigler, Texas, center (sportsmanship award) |
| 1998 | Michael Bishop, Kansas St., quarterback Travis Ochs, Kansas St., linebacker Jason Walters, Syracuse, end (sportsmanship award) |
| 1999 | Peerless Price, Tennessee, wide receiver Dwayne Goodrich, Tennessee, cornerback Ross Brannon, Florida St., offensive tackle (sportsmanship award) |

Year Player, Team, Position

- 2000 Eric Crouch, Nebraska, quarterback
Mike Brown, Nebraska, defensive back (defense)
- 2001 Jonathan Smith, Oregon St., quarterback
Darnell Robinson, Oregon St., linebacker
- 2002 Joey Harrington, Oregon, quarterback
Steve Smith, Oregon, defensive back
- 2003 Craig Krenzel, Ohio St., quarterback
Mike Doss, Ohio St., defensive back
- 2004 Craig Krenzel, Ohio St., quarterback
A.J. Hawk, Ohio St., linebacker
- 2005 Alex Smith, Utah, quarterback (co-offense)
Paris Warren, Utah, wide receiver (co-offense)
Steve Fifita, Utah, nose guard (defense)
- 2006 Troy Smith, Ohio St., quarterback (offense)
A.J. Hawk, Ohio St., linebacker (defense)

FORT WORTH BOWL**Year Player, Team, Position**

- 2003 T.J. Acree, Boise St., wide receiver
2004 Gino Guidugli, Cincinnati, quarterback
2005 Jason Swanson, Kansas, quarterback
Kevin Kolb, Houston, quarterback

GATOR BOWL**Year Player, Team, Position**

- 1946 Nick Sacrinty, Wake Forest
1947 Joe Golding, Oklahoma
1948 Lu Gambino, Maryland
1949 Bobby Gage, Clemson
1950 Bob Ward, Maryland
1951 Eddie Talboom, Wyoming
1952 Jim Dooley, Miami (Fla.)
1953 Marv Matuszak, Tulsa
John Hall, Florida
1954 Vince Dooley, Auburn
Bobby Cavazos, Texas Tech
1954 Billy Hooper, Baylor
Joe Childress, Auburn
1955 Joe Childress, Auburn
Don Orr, Vanderbilt
1956 Corny Salvaterra, Pittsburgh
Waide Mitchell, Georgia Tech
1957 John David Crow, Texas A&M
Bobby Gordon, Tennessee
1958 Dave Hudson, Florida
Bobby Franklin, Mississippi
1960 Maxie Baughan, Georgia Tech
Jim Mooty, Arkansas
1960 Bobby Ply, Baylor
Larry Libertore, Florida
1961 Joe Auer, Georgia Tech
Galen Hall, Penn St.
1962 Dave Robinson, Penn St.
Tom Shannon, Florida
1963 David Sicks, Air Force
Ken Willard, North Carolina
1965 Carl McAdams, Oklahoma
Fred Biletnikoff, Florida St.
Steve Tensi, Florida
1965 Donny Anderson, Texas Tech
Lenny Snow, Georgia Tech
1966 Floyd Little, Syracuse
Dewey Warren, Tennessee
1967 Tom Sherman, Penn St.
Kim Hammond, Florida St.
1968 Mike Hall, Alabama
Terry McMillan, Missouri
1969 Curt Watson, Tennessee
Mike Kelley, Florida
1971 Archie Manning, Mississippi
Pat Sullivan, Auburn
1971 James Webster, North Carolina
Jimmy Poulos, Georgia
1972 Mark Cooney, Colorado
Wade Whatley, Auburn
1973 Haskell Stanback, Tennessee
Joe Barnes, Texas Tech
1974 Earl Campbell, Texas
Phil Gargis, Auburn
1975 Sammy Green, Florida
Steve Atkins, Maryland
1976 Jim Cefalo, Penn St.
Al Hunter, Notre Dame
1977 Jerry Butler, Clemson
Matt Cavanaugh, Pittsburgh
1978 Art Schlichter, Ohio St.
Steve Fuller, Clemson
1979 John Wangler, Michigan
Anthony Carter, Michigan

Year Player, Team, Position

- Matt Kupec, North Carolina
Amos Lawrence, North Carolina
- 1980 George Rogers, South Carolina
Rick Trocano, Pittsburgh
- 1981 Gary Anderson, Arkansas
Kelvin Bryant, North Carolina
Ethan Horton, North Carolina
- 1982 Paul Woodside, West Virginia
Greg Allen, Florida St.
- 1983 Owen Gill, Iowa
Tony Lilly, Florida
- 1984 Mike Hold, South Carolina
Thurman Thomas, Oklahoma St.
- 1985 Thurman Thomas, Oklahoma St.
Chip Ferguson, Florida St.
- 1986 Brad Muster, Stanford
Rodney Williams, Clemson
1987 Harold Green, South Carolina
Wendell Davis, LSU
- 1989 Andre Rison, Michigan St.
Wayne Johnson, Georgia
- 1989 Mike Fox, West Virginia
Levon Kirkland, Clemson
- 1991 Tyrone Ashley, Mississippi
Michigan offensive line: Tom Dohring, Matt Elliott,
Steve Everitt, Dean Dingman, Greg Skrepenak
- 1991 Cale Gundy, Oklahoma
Tyrone Lewis, Virginia
- 1992 Errict Rhett, Florida
Reggie Lawrence, North Carolina St.
1993 Brian Burgdorf, Alabama
Corey Holliday, North Carolina
- 1994 James Stewart, Tennessee
Dwayne Thomas, Virginia Tech
- 1996 Donovan McNabb, Syracuse, quarterback
Peter Ford, Clemson, cornerback
- 1997 Oscar Davenport, North Carolina, quarterback
David Saunders, West Virginia, wide receiver
- 1998 Chris Keldorf, North Carolina, quarterback
Al Clark, Virginia Tech, quarterback
- 1999 Dez White, Georgia Tech, wide receiver
Joe Hamilton, Georgia Tech, running back
Autry Denson, Notre Dame, running back
- 2000 Nate Webster, Miami (Fla.), linebacker
2001 Michael Vick, Virginia Tech, quarterback
2002 Javon Walker, Florida St., wide receiver
2003 Phillip Rivers, North Carolina St., quarterback
2004 Scott McBrien, Maryland, quarterback
2005 Leon Washington, Florida St., running back
2006 Cedric Humes, Virginia Tech, running back
Hunter Cantwell, Louisville, quarterback

GMAC BOWL**(Formerly Mobile Alabama Bowl, 1999; GMAC Mobile Alabama Bowl, 2000)****Year Player, Team, Position**

- 1999 Casey Printers, TCU, quarterback
2000 LaDainian Tomlinson, TCU, running back (overall)
LeRoy Handy, Southern Miss., wide receiver (offense)
Leo Barnes, Southern Miss., defensive back (defense)
- 2001 Byron Leftwich, Marshall, quarterback
2002 Byron Leftwich, Marshall, quarterback
2003 Ben Roethlisberger, Miami (Ohio), quarterback (overall)
Martin Nance, Miami (Ohio), wide receiver (offense)
Matt Pusateri, Miami (Ohio), defensive back (defense)
Jared Parseghian, Miami (Ohio), kicker (special teams)
- 2004 Omar Jacobs, Bowling Green, quarterback
2005 Bruce Gradkowski, quarterback, Toledo (overall)
Trinity Dawson, running back, Toledo (offense)
Mike Alston, linebacker, Toledo (defense)
Steve Odom, wide receiver, Toledo (special teams)

HAWAII BOWL**Year Player, Team, Position**

- 2002 Lynaris Elpheage, Tulane, cornerback
2003 Timmy Chang, Hawaii, quarterback (Hawaii MVP)
Jackie Battle, Houston, running back (Houston MVP)
- 2004 Timmy Chang, Hawaii, quarterback (Hawaii co-MVP)
Chad Owens, Hawaii, wide receiver (Hawaii co-MVP)
Darrell Hackney, UAB, quarterback (UAB MVP)

Year Player, Team, Position

- 2005 B.J. Mitchell, Nevada, running back (Nevada MVP)
Brandon Marshall, UCF, wide receiver (UCF MVP)

HOLIDAY BOWL**Year Player, Team, Position**

- 1978 Phil McConkey, Navy, wide receiver
1979 Marc Wilson, Brigham Young, quarterback
Tim Wilbur, Indiana, cornerback
- 1980 Jim McMahon, Brigham Young, quarterback
Craig James, SMU, running back
- 1981 Jim McMahon, Brigham Young, quarterback
Kyle Whittingham, Brigham Young, linebacker
- 1982 Tim Spencer, Ohio St., running back
Garcia Lane, Ohio St., cornerback
- 1983 Steve Young, Brigham Young, quarterback
Bobby Bell, Missouri, defensive end
- 1984 Robbie Bosco, Brigham Young, quarterback
Leon White, Brigham Young, linebacker
- 1985 Bobby Joe Edmonds, Arkansas, running back
Greg Battle, Arizona St., linebacker
- 1986 Todd Santos, San Diego St., quarterback (co-offensive)
Mark Vlastic, Iowa, quarterback (co-offensive)
Richard Brown, San Diego St., linebacker
- 1987 Craig Burnett, Wyoming, quarterback
Anthony Wright, Iowa, cornerback
- 1988 Barry Sanders, Oklahoma St., running back
Sim Drain, Oklahoma St., linebacker
- 1989 Blair Thomas, Penn St., running back
Ty Detmer, Brigham Young, quarterback
- 1990 Bucky Richardson, Texas A&M, quarterback
William Thomas, Texas A&M, linebacker
- 1991 Ty Detmer, Brigham Young, quarterback
Josh Arnold, Brigham Young, defensive back (co-defensive)
Carlos James, Iowa, defensive back (co-defensive)
- 1992 Michael Carter, Hawaii, quarterback
Junior Tagoai, Hawaii, defensive tackle
- 1993 John Walsh, Brigham Young, quarterback (co-offensive)
Raymont Harris, Ohio St., running back (co-offensive)
- Lorenzo Styles, Ohio St., linebacker
- 1994 Todd Collins, Michigan, quarterback (co-offensive)
Anthony Hill, Colorado St., quarterback (co-offensive)
- Matt Dyson, Michigan, linebacker
- 1995 Brian Kavanagh, Kansas St., quarterback (offense)
Mario Smith, Kansas St., defensive back (defense)
- 1996 Koy Detmer, Colorado, quarterback (offense)
Nick Ziegler, Colorado, defensive end (defense)
- 1997 Moses Moreno, Colorado St., quarterback
Darran Hall, Colorado St., wide receiver
- 1998 Keith Smith, Arizona, quarterback
Chris McAlister, Arizona, cornerback
- 1999 Jonathan Beasley, Kansas St., quarterback
Darren Howard, Kansas St., linebacker
- 2000 Joey Harrington, Oregon, quarterback
2001 Major Applewhite, Texas, quarterback (co-offensive)
Willie Hurst, Washington, tailback (co-offensive)
Derrick Johnson, Texas, linebacker (defensive)
- 2002 Ell Roberson, Kansas St., quarterback (offense)
Terrell Suggs, Arizona St., defensive end (defense)
- 2003 Sammy Moore, Washington St., wide receiver (offense)
Kyle Basler, Washington St., punter (defense)
- 2004 Sonny Cumbie, Texas Tech, quarterback (offense)
Vincent Meeks, Texas Tech, defensive back (defense)
- 2005 Rhett Bomar, Oklahoma, quarterback (offense)
Anthony Trucks, Oregon, safety (co-defensive)
C.J. Ah You, Oklahoma, defensive end (co-defensive)

HOUSTON BOWL**(Formerly galleryfurniture.com Bowl, 2000-01)****Year Player, Team, Position**

- 2001 Byron Jones, Texas A&M, defensive back (overall)
Joe Weber, Texas A&M, running back (offense)
- 2002 Rashaun Woods, Oklahoma St., wide receiver (overall/offense)
- 2003 B.J. Symons, Texas Tech, quarterback (overall/offense)
- 2004 Joel Klatt, Colorado, quarterback (offense)
Tom Hubbard, Colorado, defensive back (defense)
- 2005 Todd Blythe, Iowa St., wide receiver (offense)
Jason Berryman, Iowa St., defensive end (defense)

INDEPENDENCE BOWL

| Year | Player, Team, Position |
|------|---|
| 1976 | Terry McFarland, McNeese St., quarterback |
| | Terry Clark, Tulsa, cornerback |
| 1977 | Keith Thibodeaux, Louisiana Tech, quarterback |
| | Otis Wilson, Louisville, linebacker |
| 1978 | Theodore Sutton, East Caro., fullback |
| | Zack Valentine, East Caro., defensive end |
| 1979 | Joe Morris, Syracuse, running back |
| | Clay Carroll, McNeese St., defensive tackle |
| 1980 | Stephan Starring, McNeese St., quarterback |
| | Jerald Baylis, Southern Miss., nose guard |
| 1981 | Gary Kubiak, Texas A&M, quarterback |
| | Mike Green, Oklahoma St., linebacker |
| 1982 | Randy Wright, Wisconsin, quarterback |
| | Tim Krumrie, Wisconsin, nose guard |
| 1983 | Marty Louthan, Air Force, quarterback |
| | Andre Townsend, Mississippi, defensive tackle |
| 1984 | Bart Weiss, Air Force, quarterback |
| | Scott Thomas, Air Force, safety |
| 1985 | Rickey Faggie, Minnesota, quarterback |
| | Bruce Holmes, Minnesota, linebacker |
| 1986 | Mark Young, Mississippi, quarterback |
| | James Mosley, Texas Tech, defensive end |
| 1987 | Chris Chandler, Washington, quarterback |
| | David Rill, Washington, linebacker |
| 1988 | James Henry, Southern Miss., punt returner/cornerback |
| 1989 | Bill Musgrave, Oregon, quarterback |
| | Chris Oldham, Oregon, defensive back |
| 1990 | Mike Richardson, Louisiana Tech, running back |
| | Lorenzo Baker, Louisiana Tech, linebacker |
| 1991 | Andre Hastings, Georgia, flanker |
| | Torrey Evans, Georgia, linebacker |
| 1992 | Todd Dixon, Wake Forest, split end |
| 1993 | Maurice DeShazo, Virginia Tech, quarterback |
| | Antonio Banks, Virginia Tech, safety |
| 1994 | Mike Groh, Virginia, quarterback |
| | Mike Frederick, Virginia, defensive end |
| 1995 | Kevin Faulk, LSU, running back |
| | Gabe Northern, LSU, defensive end |
| 1996 | Dameyune Craig, Auburn, quarterback |
| | Takeo Spikes, Auburn, linebacker |
| | Ben Kotwica, Army, linebacker |
| 1997 | Rondell Mealey, LSU, running back |
| | Arnold Miller, LSU, defensive end |
| 1998 | Romaro Miller, Mississippi, quarterback |
| 1999 | Tim Strickland, Mississippi, cornerback |
| 2000 | Ja'Mar Toombs, Texas A&M, running back |
| | Willie Blade, Mississippi St., defensive tackle |
| 2001 | Seneca Wallace, Iowa St., quarterback |
| | Wayne Bacon, Alabama, safety (co-defense) |
| | Matt Word, Iowa St., linebacker (co-defense) |
| 2002 | Eli Manning, Mississippi, quarterback (offense) |
| | Chris Kelsay, Nebraska, defensive end (defense) |
| 2003 | Cedric Cobbs, Arkansas, running back (offense) |
| | Caleb Miller, Arkansas, linebacker (defense) |
| 2004 | Bret Meyer, Iowa St., quarterback (offense) |
| | Nik Moser, Iowa St., defensive back (defense) |
| 2005 | Brad Smith, Missouri, quarterback (offense) |
| | Marcus King, Missouri, cornerback (defense) |

INSIGHT BOWL**(Formerly Copper Bowl, 1989-96; Insight.com Bowl, 1997-01)**

| Year | Player, Team, Position |
|------|---|
| 1989 | Shane Montgomery, North Carolina St., quarterback |
| | Scott Geyer, Arizona, defensive back |
| 1990 | Mike Pawlawski, California, quarterback |
| | Robert Midgett, Wyoming, linebacker |
| 1991 | Vaughn Dunbar, Indiana, tailback |
| | Mark Hagen, Indiana, linebacker |
| 1992 | Drew Bledsoe, Washington St., quarterback (overall) |
| | Phillip Bobo, Washington St., wide receiver (offense) |
| | Kareem Leary, Utah, defensive back (defense) |
| 1993 | Andre Coleman, Kansas St., wide receiver (offense) |
| | Kenny McEntyre, Kansas St., cornerback (defense) |
| 1994 | John Walsh, Brigham Young, quarterback (overall) |
| | Jamal Willis, Brigham Young, running back (offense) |
| | Broderick Simpson, Oklahoma, linebacker (defense) |
| 1995 | Byron Hanspard, Texas Tech, running back (overall) |
| | Zebbie Lethridge, Texas Tech, quarterback (offense) |
| | Mickey Dalton, Air Force, cornerback (defense) |

Year Player, Team, Position

| | |
|------|--|
| 1996 | Ron Dayne, Wisconsin, running back |
| 1997 | Kelvin Eafon, Arizona, running back |
| 1998 | Julian Jones, Missouri, free safety |
| 1999 | Cortlen Johnson, Colorado, running back |
| 2000 | Sage Rosenfels, Iowa St., quarterback (offense) |
| | Reggie Hayward, Iowa St., defensive end (defense) |
| 2001 | James Mungro, Syracuse, running back |
| 2002 | Brandon Miree, Pittsburgh, running back (offense) |
| | Claude Harriott, Pittsburgh, defensive lineman (defense) |
| | Derek Anderson, Oregon St., quarterback (sportsmanship) |
| 2003 | Aaron Rodgers, California, quarterback (offense) |
| | Ryan Gutierrez, California, defensive back (defense) |
| 2004 | Derek Anderson, Oregon St., quarterback (offense) |
| | Trent Bray, Oregon St., linebacker (defense) |
| 2005 | Rudy Carpenter, Arizona St., quarterback (offense) |
| | Jamar Williams, Arizona St., linebacker (defense) |
| | Ryan Neill, Rutgers, defensive end (sportsmanship) |

LAS VEGAS BOWL**Year Player, Team, Position**

| | |
|------|--|
| 1992 | Chris Vargas, Nevada, quarterback |
| 1993 | Anthony Calvillo, Utah St., quarterback |
| | Mike Neu, Ball St., quarterback |
| 1994 | Henry Bailey, UNLV, running back |
| 1995 | Wasean Tait, Toledo, running back |
| | Alex Van Dyke, Nevada, wide receiver |
| 1996 | Brad Maynard, Ball St., punter |
| | Mike Crawford, Nevada, linebacker |
| 1997 | Pat Johnson, Oregon, wide receiver |
| | Bryce Fisher, Air Force, defensive tackle |
| 1998 | Joe Tuipala, San Diego St., linebacker |
| | Ronald Curry, North Carolina, quarterback |
| 1999 | Mike Anderson, Utah, running back |
| 2000 | Jason Thomas, UNLV, quarterback |
| | Boo Williams, Arkansas, wide receiver |
| 2001 | Dameon Hunter, Utah, running back |
| | Troy Polamalu, Southern California, safety |
| 2002 | Craig Bragg, UCLA, wide receiver |
| 2003 | Steven Jackson, Oregon St., running back |
| 2004 | Corey Bramlet, Wyoming, quarterback |
| 2005 | Marshawn Lynch, California, running back |

LIBERTY BOWL**Year Player, Team, Position**

| | |
|------|---|
| 1959 | Jay Huffman, Penn St. |
| 1960 | Dick Hoak, Penn St. |
| 1961 | Ernie Davis, Syracuse |
| 1962 | Terry Baker, Oregon St. |
| 1963 | Ode Burrell, Mississippi St. |
| 1964 | Ernest Adler, Utah |
| 1965 | Tom Bryan, Auburn |
| 1966 | Jimmy Cox, Miami (Fla.) |
| 1967 | Jim Donnan, North Carolina St. |
| 1968 | Steve Hindman, Mississippi |
| 1969 | Bob Anderson, Colorado |
| 1970 | Dave Abercrombie, Tulane |
| 1971 | Joe Ferguson, Arkansas |
| 1972 | Jim Stevens, Georgia Tech |
| 1973 | Stan Fritts, North Carolina St. |
| 1974 | Randy White, Maryland |
| 1975 | Ricky Bell, Southern California |
| 1976 | Barry Krauss, Alabama |
| 1977 | Matt Kupec, North Carolina |
| 1978 | James Wilder, Missouri |
| 1979 | Roch Hontas, Tulane |
| 1980 | Mark Herrmann, Purdue |
| 1981 | Eddie Meyers, Navy |
| 1982 | Jeremiah Castille, Alabama |
| 1983 | Doug Flutie, Boston College |
| 1984 | Bo Jackson, Auburn |
| 1985 | Cody Carlson, Baylor |
| 1986 | Jeff Francis, Tennessee |
| 1987 | Greg Thomas, Arkansas |
| 1988 | Dave Schnell, Indiana |
| 1989 | Randy Baldwin, Mississippi |
| 1990 | Rob Perez, Air Force |
| 1991 | Rob Perez, Air Force |
| 1992 | Cassius Ware, Mississippi |
| 1993 | Jeff Brohm, Louisville |
| 1994 | Johnny Johnson, Illinois |
| 1995 | Kwame Ellis, Stanford, cornerback |
| 1996 | Malcolm Thomas, Syracuse, running back |
| 1997 | Sherrod Gideon, Southern Miss., wide receiver |
| 1998 | Shawn King, Tulane, quarterback |
| 1999 | Adalius Thomas, Southern Miss., defensive end |
| 2000 | Cecil Sapp, Colorado St., running back |
| 2001 | David Ragone, Louisville, quarterback |

Year Player, Team, Position

| | |
|------|--|
| 2002 | LaTarence Dunbar, TCU, wide receiver (offense) |
| | Jason Goss, TCU, defensive back (defense) |
| 2003 | Brandon Warfield, Utah, running back (offense) |
| | Lewis Powell, Utah, defensive line (defense) |
| 2004 | Stefan LeFors, Louisville, quarterback |
| 2005 | Paul Smith, Tulsa, quarterback |

MEINEKE CAR CARE BOWL (Formerly Continental Tire Bowl, 2002-04)**Year Player, Team, Position**

| | |
|------|---|
| 2002 | Wali Lundy, Virginia, running back |
| 2003 | Matt Schaub, Virginia, quarterback |
| 2004 | Paul Peterson, Boston College, quarterback |
| 2005 | Stephen Tulloch, North Carolina St., linebacker |

MOTOR CITY BOWL**Year Player, Team, Position**

| | |
|------|---|
| 1997 | Deuce McCallister, Mississippi, running back |
| | B.J. Cohen, Marshall, defensive end |
| 1998 | Chad Pennington, Marshall, quarterback |
| 1999 | Doug Chapman, Marshall, running back |
| 2000 | Byron Leftwich, Marshall, quarterback |
| | Michael Owens, Marshall, roverbak |
| 2001 | Chester Taylor, Toledo, running back |
| | David Gardner, Toledo, defensive line |
| 2002 | Brian St. Pierre, Boston College, quarterback |
| 2003 | Jason Wright, Northwestern, running back (co-MVP) |
| | Josh Harris, Bowling Green, quarterback (co-MVP) |
| 2004 | Dan Orlovsky, Connecticut, quarterback |
| 2005 | DeAngelo Williams, Memphis, running back |

MPC COMPUTERS BOWL**(Formerly Sports Humanitarian Bowl, 1997; Humanitarian Bowl, 1998-03)****Year Player, Team, Position**

| | |
|------|--|
| 1997 | Steve Smith, Utah St., wide receiver |
| | Chad Plummer, Cincinnati, quarterback |
| 1998 | Lee Roberts, Southern Miss., quarterback |
| | John Walsh, Idaho, quarterback |
| 1999 | Brock Forsey, Boise St., running back |
| | Chris Redman, Louisville, quarterback |
| 2000 | Bart Hendricks, Boise St., quarterback |
| | Chris Porter, UTEP, running back |
| 2001 | Woodrow Dantzler, Clemson, quarterback |
| 2002 | Bobby Hammer, Boise St., defensive lineman |
| 2003 | P.J. Daniels, Georgia Tech, running back |
| 2004 | Paul Pinegar, Fresno St., quarterback |
| 2005 | Matthew Ryan, Boston College, quarterback (Boston College MVP) |
| | Jared Zabransky, Boise St., quarterback (Boise St. MVP) |

MUSIC CITY BOWL**Year Player, Team, Position**

| | |
|------|---|
| 1998 | Corey Moore, Virginia Tech, defensive end |
| 1999 | James Mungro, Syracuse, running back |
| 2000 | Brad Lewis, West Virginia, quarterback |
| 2001 | William Green, Boston College, running back |
| 2002 | Dan Nystrom, Minnesota, place kicker |
| 2003 | Jason Campbell, Auburn, quarterback |
| 2004 | Marion Barber III, Minnesota, running back |
| 2005 | Marques Hagans, Virginia, quarterback |

NEW ORLEANS BOWL**Year Player, Team, Position**

| | |
|------|--|
| 2001 | Justin Gallimore, Colorado St., defensive back |
| 2002 | Kevin Galbreath, North Texas, running back |
| 2003 | Danny Wimprine, Memphis, quarterback |
| 2004 | Michael Boley, Southern Miss., linebacker |
| 2005 | Shawn Nelson, Southern Miss., wide receiver |

ORANGE BOWL**Year Player, Team, Position**

| | |
|------|--|
| 1965 | Joe Namath, Alabama, quarterback |
| 1966 | Steve Sloan, Alabama, quarterback |
| 1967 | Larry Smith, Florida, tailback |
| 1968 | Bob Warmack, Oklahoma, quarterback |
| 1969 | Donnie Shanklin, Kansas, halfback |
| 1970 | Chuck Burkhardt, Penn St., quarterback |
| | Mike Reid, Penn St., defensive tackle |
| 1971 | Jerry Tagge, Nebraska, quarterback |
| | Willie Harper, Nebraska, defensive end |
| 1972 | Jerry Tagge, Nebraska, quarterback |
| | Rich Glover, Nebraska, defensive guard |
| 1973 | Johnny Rodgers, Nebraska, wingback |
| | Rich Glover, Nebraska, defensive guard |

Year Player, Team, Position

| | |
|------|---|
| 1974 | Tom Shuman, Penn St., quarterback |
| | Randy Crowder, Penn St., defensive tackle |
| 1975 | Wayne Bullock, Notre Dame, fullback |
| | Leroy Cook, Alabama, defensive end |
| 1976 | Steve Davis, Oklahoma, quarterback |
| | Lee Roy Selmon, Oklahoma, defensive tackle |
| 1977 | Rod Gerald, Ohio St., quarterback |
| | Tom Cousineau, Ohio St., linebacker |
| 1978 | Roland Sales, Arkansas, running back |
| | Reggie Freeman, Arkansas, nose guard |
| 1979 | Billy Sims, Oklahoma, running back |
| | Reggie Kinlaw, Oklahoma, nose guard |
| 1980 | J.C. Watts, Oklahoma, quarterback |
| | Bud Hebert, Oklahoma, free safety |
| 1981 | J.C. Watts, Oklahoma, quarterback |
| | Jarvis Coursey, Florida St., defensive end |
| 1982 | Homer Jordan, Clemson, quarterback |
| | Jeff Davis, Clemson, linebacker |
| 1983 | Turner Gill, Nebraska, quarterback |
| | Dave Rimington, Nebraska, center |
| 1984 | Bernie Kosar, Miami (Fla.), quarterback |
| | Jack Fernandez, Miami (Fla.), linebacker |
| 1985 | Jacque Robinson, Washington, tailback |
| | Ron Holmes, Washington, defensive tackle |
| 1986 | Sonny Brown, Oklahoma, defensive back |
| | Tim Lashar, Oklahoma, kicker |
| 1987 | Dante Jones, Oklahoma, linebacker |
| | Spencer Tillman, Oklahoma, halfback |
| 1988 | Bernard Clark, Miami (Fla.), linebacker |
| | Darrell Reed, Oklahoma, defensive end |
| 1989 | Steve Walsh, Miami (Fla.), quarterback |
| | Charles Fryar, Nebraska, cornerback |
| 1990 | Raghib Ismail, Notre Dame, tailback/wide receiver |
| | Darian Hagan, Colorado, quarterback |
| 1991 | Charles Johnson, Colorado, quarterback |
| | Chris Zorich, Notre Dame, nose guard |
| 1992 | Larry Jones, Miami (Fla.), running back |
| | Tyrone Leggett, Nebraska, cornerback |
| 1993 | Charlie Ward, Florida St., quarterback |
| | Corey Dixon, Nebraska, split end |
| 1994 | Tommie Frazier, Nebraska, quarterback |
| | Charlie Ward, Florida St., quarterback |
| 1995 | Tommie Frazier, Nebraska, quarterback |
| | Chris T. Jones, Miami (Fla.), cornerback |
| 1996 | Andre Cooper, Florida St., wide receiver |
| | Derrick Mayes, Notre Dame, wide receiver |
| 1997 | Damon Benning, Nebraska, running back |
| | Ken Oxendine, Virginia Tech, running back |
| 1998 | Ahman Green, Nebraska, running back |
| 1999 | Travis Taylor, Florida, wide receiver |
| 2000 | David Terrell, Michigan, wide receiver |
| 2001 | Torrance Marshall, Oklahoma, linebacker |
| 2002 | Taylor Jacobs, Florida, wide receiver |
| 2003 | Carson Palmer, Southern California, quarterback |
| 2004 | Jarrett Payton, Miami (Fla.), running back |
| 2005 | Matt Leinart, Southern California, quarterback |
| 2006 | Willie Reid, Florida St., wide receiver |

OUTBACK BOWL**(Formerly Hall of Fame Bowl, 1986-95)****Year Player, Team, Position**

| | |
|------|---|
| 1986 | Shawn Halloran, Boston College, quarterback |
| | James Jackson, Georgia, quarterback |
| 1988 | Jamie Morris, Michigan, tailback |
| | Bobby Humphrey, Alabama, tailback |
| 1989 | Robert Drummond, Syracuse, running back |
| 1990 | Reggie Slack, Auburn, quarterback |
| | Derek Isaman, Ohio St., linebacker |
| 1991 | DeChane Cameron, Clemson, quarterback |
| 1992 | Marvin Graves, Syracuse, quarterback |
| 1993 | Heath Shuler, Tennessee, quarterback |
| 1994 | Tyrone Wheatley, Michigan, running back |
| 1995 | Terrell Fletcher, Wisconsin, running back |
| 1996 | Bobby Ingram, Penn St., wide receiver |
| 1997 | Dwayne Rudd, Alabama, linebacker |
| 1998 | Mike Bobo, Georgia, quarterback |
| 1999 | Courtney Brown, Penn St., defensive end |
| 2000 | Drew Brees, Purdue, quarterback |
| 2001 | Ryan Brewer, South Carolina, wide receiver |
| 2002 | Phil Petty, South Carolina, quarterback |
| 2003 | Chris Perry, Michigan, running back |
| 2004 | Fred Russell, Iowa, running back |
| 2005 | David Pollack, Georgia, defensive end |
| 2006 | Dallas Baker, Florida, wide receiver |

PEACH BOWL**Year Player, Team, Position**

| | |
|------|---------------------------------------|
| 1968 | Mike Hillman, LSU (offense) |
| | Buddy Millican, Florida St. (defense) |

Year Player, Team, Position

| | |
|------|--|
| 1969 | Ed Williams, West Virginia (offense) |
| | Carl Crennel, West Virginia (defense) |
| 1970 | Monroe Eley, Arizona St. (offense) |
| | Junior Ah You, Arizona St. (defense) |
| 1971 | Norris Weese, Mississippi (offense) |
| | Crowell Armstrong, Mississippi (defense) |
| 1972 | Dave Buckey, North Carolina St. (offense) |
| | George Bell, North Carolina St. (defense) |
| 1973 | Louis Carter, Maryland (offense) |
| | Sylvester Boler, Georgia (defense) |
| 1974 | Larry Isaac, Texas Tech (offense) |
| | Dennis Harrison, Vanderbilt (defense) |
| 1975 | Dan Kendra, West Virginia (offense) |
| | Ray Marshall, West Virginia (defense) |
| 1976 | Rod Stewart, Kentucky (offense) |
| | Mike Martin, Kentucky (defense) |
| 1977 | Johnny Evans, North Carolina St. (offense) |
| | Richard Carter, North Carolina St. (defense) |
| 1978 | Mark Herrmann, Purdue (offense) |
| | Calvin Clark, Purdue (defense) |
| 1979 | Mike Brannan, Baylor (offense) |
| | Andrew Melontree, Baylor (defense) |
| 1980 | Jim Kelly, Miami (Fla.) (offense) |
| | Jim Burt, Miami (Fla.) (defense) |
| 1981 | Mickey Walczak, West Virginia (offense) |
| | Don Stemple, West Virginia (defense) |
| 1982 | Chuck Long, Iowa (offense) |
| | Clay Uhlenhake, Iowa (defense) |
| 1983 | Eric Thomas, Florida St. (offense) |
| | Alphonso Carreker, Florida St. (defense) |
| 1984 | Howard Petty, Virginia (offense) |
| | Ray Daly, Virginia (defense) |
| 1985 | Rob Healy, Army (offense) |
| | Peel Chronister, Army (defense) |
| 1986 | Erik Kramer, North Carolina St. (offense) |
| | Derrick Taylor, North Carolina St. (defense) |
| 1987 | Reggie Cobb, Tennessee (offense) |
| | Van Waiters, Indiana (defense) |
| 1988 | Shane Montgomery, North Carolina St. (offense) |
| | Michael Brooks, North Carolina St. (defense) |
| 1989 | Michael Owens, Syracuse (offense) |
| | Rodney Hampton, Georgia (offense) |
| | Terry Wooden, Syracuse (defense) |
| | Morris Lewis, Georgia (defense) |
| 1990 | Stan White, Auburn (offense) |
| | Vaughn Dunbar, Indiana (offense) |
| | Darrel Crawford, Auburn (defense) |
| | Mike Dumas, Indiana (defense) |
| 1991 | Jeff Blake, East Caro. (offense) |
| | Terry Jordan, North Carolina St. (offense) |
| | Robert Jones, East Caro. (defense) |
| | Billy Ray Haynes, North Carolina St. (defense) |
| 1993 | Natrone Means, North Carolina, running back (offense) |
| | Greg Plump, Mississippi St., quarterback (offense) |
| | Bracey Walker, North Carolina, strong safety (defense) |
| | Marc Woodard, Mississippi St., linebacker (defense) |
| 1993 | Emory Smith, Clemson, fullback (offense) |
| | Pookie Jones, Kentucky, quarterback (offense) |
| | Brentson Buckner, Clemson, tackle (defense) |
| | Zane Beehn, Kentucky, end (defense) |
| 1995 | Treymayne Stephens, North Carolina St., running back |
| 1995 | Tiki Barber, Virginia, running back (offense) |
| | Hines Ward, Georgia, quarterback (offense) |
| | Skeet Jones, Virginia, linebacker (defense) |
| | Whit Marshall, Georgia, linebacker (defense) |
| 1996 | Herb Tyler, LSU, quarterback (offense) |
| | Raymond Priestler, Clemson, running back (offense) |
| | Anthony McFarland, LSU, defensive lineman (defense) |
| | Trevor Pryce, Clemson, defensive lineman (defense) |
| 1998 | Dameyune Craig, Auburn, quarterback |
| | Takeo Spikes, Auburn, linebacker |
| | Raymond Priestler, Clemson, running back |
| | Rahim Abdullah, Clemson, linebacker |
| 1999 | Brian Wofford, Clemson, wide receiver |
| | Chad Carson, Clemson, linebacker |
| | Robert Bean, Mississippi St., cornerback |
| 2000 | Rohan Davey, LSU, quarterback |
| | Bradie James, LSU, linebacker |
| 2001 | Ronald Curry, North Carolina, quarterback (offense) |
| | Ryan Sims, North Carolina, defensive line (defense) |
| 2002 | Scott McBrien, Maryland, quarterback (offense) |
| | E.J. Henderson, Maryland, linebacker (defense) |
| 2004 | Chad Jasmin, Clemson, running back (offense) |
| | LeRoy Hill, Clemson, linebacker (defense) |
| 2004 | Roscoe Parrish, Miami (Fla.), wide receiver |
| | Devin Hester, Miami (Fla.), defensive back |

Year Player, Team, Position

| | |
|------|---|
| 2005 | Matt Flynn, LSU, quarterback, (offense) |
| | Melvin Oliver, LSU, defensive end (defense) |

POINSETTIA BOWL**Year Player, Team, Position**

| | |
|------|---|
| 2005 | Reggie Campbell, Navy, running back (offense) |
| | Tyler Tidwell, Navy, linebacker (defense) |

ROSE BOWL**Year Player, Team, Position**

| | |
|------|--|
| 1902 | Neil Snow, Michigan, fullback |
| 1916 | Carl Dietz, Washington St., fullback |
| 1917 | John Beckett, Oregon, tackle |
| 1918 | Hollis Huntington, Mare Island, fullback |
| 1919 | George Halas, Great Lakes, end |
| 1920 | Edward Casey, Harvard, halfback |
| 1921 | Harold "Brick" Muller, California, end |
| 1922 | Russell Stein, Wash. & Jeff., tackle |
| 1923 | Leo Calland, Southern California, guard |
| 1924 | Ira McKee, Navy, quarterback |
| 1925 | Elmer Layden, Notre Dame, fullback |
| | Ernie Nevers, Stanford, fullback |
| 1926 | Johnny Mack Brown, Alabama, halfback |
| | George Wilson, Washington, halfback |
| 1927 | Fred Pickhard, Alabama, tackle |
| 1928 | Clifford Hoffman, Stanford, fullback |
| 1929 | Benjamin Lom, California, halfback |
| 1930 | Russell Saunders, Southern California, quarterback |
| 1931 | John "Monk" Campbell, Alabama, quarterback |
| 1932 | Ernie Pinckert, Southern California, halfback |
| 1933 | Homer Griffith, Southern California, quarterback |
| 1934 | Cliff Montgomery, Columbia, quarterback |
| 1935 | Millard "Dixie" Howell, Alabama, halfback |
| 1936 | James "Monk" Moscrip, Stanford, end |
| | Keith Topping, Stanford, end |
| 1937 | William Daddio, Pittsburgh, end |
| 1938 | Victor Bottari, California, halfback |
| 1939 | Doyle Nave, Southern California, quarterback |
| | Alvin Krueger, Southern California, end |
| 1940 | Ambrose Schindler, Southern California, quarter-back |
| 1941 | Peter Kmetovic, Stanford, halfback |
| 1942 | Donald Durdan, Oregon St., halfback |
| 1943 | Charles Trippi, Georgia, halfback |
| 1944 | Norman Verry, Southern California, guard |
| 1945 | James Hardy, Southern California, quarterback |
| 1946 | Harry Gilmer, Alabama, halfback |
| 1947 | Claude "Buddy" Young, Illinois, halfback |
| | Julius Rykovich, Illinois, halfback |
| 1948 | Robert Chappius, Michigan, halfback |
| 1949 | Frank Aschenbrenner, Northwestern, halfback |
| 1950 | Fred Morrison, Ohio St., fullback |
| 1951 | Donald Dufek, Michigan, fullback |
| 1952 | William Tate, Illinois, halfback |
| 1953 | Rudy Bukich, Southern California, quarterback |
| 1954 | Billy Wells, Michigan St., halfback |
| 1955 | Dave Leggett, Ohio St., quarterback |
| 1956 | Walter Kowalczyk, Michigan St., halfback |
| 1957 | Kenneth Ploen, Iowa, quarterback |
| 1958 | Jack Crabtree, Oregon, quarterback |
| 1959 | Bob Jeter, Iowa, halfback |
| 1960 | Bob Schloretd, Washington, quarterback |
| | George Fleming, Washington, halfback |
| 1961 | Bob Schloretd, Washington, quarterback |
| 1962 | Sandy Stephens, Minnesota, quarterback |
| 1963 | Pete Beathard, Southern California, quarterback |
| | Ron VanderKelen, Wisconsin, quarterback |
| 1964 | Jim Grabowski, Illinois, fullback |
| 1965 | Mel Anthony, Michigan, fullback |
| 1966 | Bob Stiles, UCLA, defensive back |
| 1967 | John Charles, Purdue, halfback |
| 1968 | O.J. Simpson, Southern California, tailback |
| 1969 | Rex Kern, Ohio St., quarterback |
| 1970 | Bob Chandler, Southern California, flanker |
| 1971 | Jim Plunkett, Stanford, quarterback |
| 1972 | Don Bunce, Stanford, quarterback |
| 1973 | Sam Cunningham, Southern California, fullback |
| 1974 | Cornelius Greene, Ohio St., quarterback |
| 1975 | Pat Haden, Southern California, quarterback |
| | John McKay Jr., Southern California, split end |
| 1976 | John Sciarra, UCLA, quarterback |
| 1977 | Vince Evans, Southern California, quarterback |
| 1978 | Warren Moon, Washington, quarterback |
| 1979 | Charles White, Southern California, tailback |
| | Rick Leach, Michigan, quarterback |
| 1980 | Charles White, Southern California, tailback |
| 1981 | Butch Woolfolk, Michigan, running back |
| 1982 | Jacque Robinson, Washington, running back |

Year Player, Team, Position

| | |
|------|--|
| 1983 | Don Rogers, UCLA, free safety |
| | Tom Ramsey, UCLA, quarterback |
| 1984 | Rick Neuheisel, UCLA, quarterback |
| 1985 | Tim Green, Southern California, quarterback |
| | Jack Del Rio, Southern California, linebacker |
| 1986 | Eric Ball, UCLA, tailback |
| 1987 | Jeff Van Raaphorst, Arizona St., quarterback |
| 1988 | Percy Snow, Michigan St., linebacker |
| 1989 | Leroy Hoard, Michigan, fullback |
| 1990 | Ricky Ervins, Southern California, tailback |
| 1991 | Mark Brunell, Washington, quarterback |
| 1992 | Steve Emtman, Washington, defensive tackle |
| | Billy Joe Hobert, Washington, quarterback |
| 1993 | Tyrone Wheatley, Michigan, running back |
| 1994 | Brent Moss, Wisconsin, tailback |
| 1995 | Danny O'Neil, Oregon, quarterback |
| | Ki-Jana Carter, Penn St., running back |
| 1996 | Keyshawn Johnson, Southern California, wide receiver |
| 1997 | Joe Germaine, Ohio St., quarterback |
| 1998 | Brian Griese, Michigan, quarterback |
| 1999 | Ron Dayne, Wisconsin, running back |
| 2000 | Ron Dayne, Wisconsin, running back |
| 2001 | Marques Tuiasosopo, Washington, quarterback |
| 2002 | Ken Dorsey, Miami (Fla.), quarterback |
| | Andre Johnson, Miami (Fla.), wide receiver |
| 2003 | Nate Hybl, Oklahoma, quarterback |
| 2004 | Matt Leinart, Southern California, quarterback |
| 2005 | Vince Young, Texas, quarterback |
| 2006 | Vince Young, Texas, quarterback |

SUGAR BOWL**Miller-Digby Memorial Trophy****Year Player, Team, Position**

| | |
|------|---|
| 1948 | Bobby Layne, Texas, quarterback |
| 1949 | Jack Mitchell, Oklahoma, quarterback |
| 1950 | Leon Heath, Oklahoma, fullback |
| 1951 | Walt Yowarsky, Kentucky, tackle |
| 1952 | Ed Modzelewski, Maryland, fullback |
| 1953 | Leon Hardemann, Georgia Tech, halfback |
| 1954 | "Pepper" Rodgers, Georgia Tech, quarterback |
| 1955 | Joe Gattuso, Navy, fullback |
| 1956 | Franklin Brooks, Georgia Tech, guard |
| 1957 | Del Shofner, Baylor, halfback |
| 1958 | Raymond Brown, Mississippi, quarterback |
| 1959 | Billy Cannon, LSU, halfback |
| 1960 | Bobby Franklin, Mississippi, quarterback |
| 1961 | Jake Gibbs, Mississippi, quarterback |
| 1962 | Mike Fracchia, Alabama, fullback |
| 1963 | Glynn Griffing, Mississippi, quarterback |
| 1964 | Tim Davis, Alabama, kicker |
| 1965 | Doug Moreau, LSU, flanker |
| 1966 | Steve Spurrier, Florida, quarterback |
| 1967 | Kenny Stabler, Alabama, quarterback |
| 1968 | Glenn Smith, LSU, halfback |
| 1969 | Chuck Dicus, Arkansas, flanker |
| 1970 | Archie Manning, Mississippi, quarterback |
| 1971 | Bobby Scott, Tennessee, quarterback |
| 1972 | Jack Mildren, Oklahoma, quarterback |
| 1973 | Tinker Owens, Oklahoma, flanker |
| 1974 | Tom Clements, Notre Dame, quarterback |
| 1975 | Richard Todd, Alabama, quarterback |
| 1976 | Matt Cavanaugh, Pittsburgh, quarterback |
| 1977 | Jeff Rutledge, Alabama, quarterback |
| 1978 | Barry Krauss, Alabama, linebacker |
| 1979 | Major Ogilvie, Alabama, running back |
| 1980 | Herschel Walker, Georgia, running back |
| 1981 | Dan Marino, Pittsburgh, quarterback |
| 1982 | Todd Blackledge, Penn St., quarterback |
| 1983 | Bo Jackson, Auburn, running back |
| 1984 | Craig Sundberg, Nebraska, quarterback |
| 1985 | Daryl Dickey, Tennessee, quarterback |
| 1986 | Steve Taylor, Nebraska, quarterback |
| 1987 | Don McPherson, Syracuse, quarterback |
| 1988 | Sammie Smith, Florida St., running back |
| 1989 | Craig Erickson, Miami (Fla.), quarterback |
| 1990 | Andy Kelly, Tennessee, quarterback |
| 1991 | Jerome Bettis, Notre Dame, quarterback |
| 1992 | Derrick Lassic, Alabama, running back |
| 1993 | Errict Rhett, Florida, running back |
| 1994 | Warrick Dunn, Florida St., running back |
| 1995 | Bryan Still, Virginia Tech, wide receiver |
| 1996 | Danny Wuerffel, Florida, quarterback |
| 1997 | E.G. Green, Florida St., wide receiver |
| 1998 | David Boston, Ohio St., wide receiver |
| 1999 | Peter Warrick, Florida St., wide receiver |
| 2000 | Ken Dorsey, Miami (Fla.), quarterback |
| 2001 | Rohan Davey, LSU, quarterback |
| 2002 | Musa Smith, Georgia, running back |

Year Player, Team, Position

| | |
|------|--|
| 2004 | Justin Vincent, LSU, running back |
| 2005 | Jason Campbell, Auburn, quarterback |
| 2006 | Sean Slaton, West Virginia, running back |

SUN BOWL**(Named John Hancock Bowl, 1989-93)****C.M. Hendricks Most Valuable Player Trophy (1954-Present)****Jimmy Rogers Jr. Most Valuable Lineman Trophy (1961-Present)****John Folmer Most Valuable Special Teams Trophy (1994-Present)****Year Player, Team, Position**

| | |
|------|---|
| 1950 | Harvey Gabriel, UTEP, halfback |
| 1951 | Bill Cross, West Tex. A&M, end |
| 1952 | Junior Arteburn, Texas Tech, quarterback |
| 1953 | Tom McCormick, Pacific, halfback |
| 1954 | Dick Shinaut, UTEP, quarterback |
| 1955 | Jesse Whittenton, UTEP, quarterback |
| 1956 | Jim Crawford, Wyoming, halfback |
| 1957 | Claude Austin, George Washington |
| 1958 | Leonard Kucewski, Wyoming, guard |
| 1959 | Charley Johnson, New Mexico St., quarterback |
| 1960 | Charley Johnson, New Mexico St., quarterback |
| 1961 | Billy Joe, Villanova, fullback |
| | Richie Ross, Villanova, guard |
| 1962 | Jerry Logan, West Tex. A&M, halfback |
| | Don Hoovler, Ohio, guard |
| 1963 | Bob Berry, Oregon, quarterback |
| | John Hughes, SMU, guard |
| 1964 | Preston Riddlehuber, Georgia, quarterback |
| | Jim Wilson, Georgia, tackle |
| 1965 | Billy Stevens, UTEP, quarterback |
| | Ronny Nixon, TCU, tackle |
| 1966 | Jim Kiick, Wyoming, tailback |
| | Jerry Durling, Wyoming, middle guard |
| 1967 | Billy Stevens, UTEP, quarterback |
| | Fred Carr, UTEP, linebacker |
| 1968 | Buddy McClintock, Auburn, defensive back |
| | David Campbell, Auburn, tackle |
| 1969 | Paul Rogers, Nebraska, halfback |
| | Jerry Murtaugh, Nebraska, linebacker |
| 1970 | Rock Perdoni, Georgia Tech, defensive tackle |
| | Bill Flowers, Georgia Tech, linebacker |
| 1971 | Bert Jones, LSU, quarterback |
| | Matt Blair, Iowa St., linebacker |
| 1972 | George Smith, Texas Tech, halfback |
| | Ecomet Burley, Texas Tech, defensive tackle |
| 1973 | Ray Bybee, Missouri, fullback |
| | John Kelsey, Missouri, tight end |
| 1974 | Terry Vitrano, Mississippi St., fullback |
| | Jimmy Webb, Mississippi St., defensive tackle |
| 1975 | Robert Haygood, Pittsburgh, quarterback |
| | Al Romano, Pittsburgh, middle guard |
| 1977 | Tony Franklin, Texas A&M, kicker |
| | Edgar Fields, Texas A&M, defensive tackle |
| 1977 | Charles Alexander, LSU, tailback |
| | Gordy Ceresino, Stanford, linebacker |
| 1978 | Johnny "Ham" Jones, Texas, running back |
| | Dwight Jefferson, Texas, defensive end |
| 1979 | Paul Skansi, Washington, flanker |
| | Doug Martin, Washington, defensive tackle |
| 1980 | Jeff Quinn, Nebraska, quarterback |
| | Jimmy Williams, Nebraska, defensive end |
| 1981 | Darrell Shepard, Oklahoma, quarterback |
| | Rick Bryan, Oklahoma, defensive tackle |
| 1982 | Ethan Horton, North Carolina, tailback |
| | Ronnie Mullins, Texas, defensive end |
| 1983 | Walter Lewis, Alabama, quarterback |
| | Wes Neighbors, Alabama, center |
| 1984 | Rick Badanjek, Maryland, fullback |
| | Carl Zander, Tennessee, linebacker |
| 1985 | Max Zendejas, Arizona, kicker |
| | Peter Anderson, Georgia, center |
| 1986 | Cornelius Bennett, Alabama, defensive end |
| | Steve Alvord, Washington, middle guard |
| 1987 | Thurman Thomas, Oklahoma St., running back |
| | Darnell Warren, West Virginia, linebacker |
| 1988 | David Smith, Alabama, quarterback |
| | Derrick Thomas, Alabama, linebacker |
| 1989 | Alex Van Pelt, Pittsburgh, quarterback |
| | Anthony Williams, Texas A&M, linebacker |
| 1990 | Courtney Hawkins, Michigan St., wide receiver |
| | Craig Hartsuyker, Southern California, linebacker |
| 1991 | Arnold Ale, UCLA, inside linebacker |
| | Jimmy Rogers Jr., Illinois, lineman |
| 1992 | Melvin Bonner, Baylor, flanker |
| 1993 | Jerald Moore, Oklahoma, running back |

Year Player, Team, Position

| | |
|------|---|
| 1994 | Priest Holmes, Texas, running back |
| | Blake Brockermeier, Texas, offensive lineman |
| | Marcus Wall, North Carolina, wide receiver |
| 1995 | Sedrick Shaw, Iowa, running back |
| | Jared DeVries, Iowa, defensive tackle |
| | Brion Hurley, Iowa, kicker |
| 1996 | Troy Walters, Stanford, flanker |
| | Kailee Wong, Stanford, defensive end |
| | Chad Hutchinson, Stanford, quarterback |
| 1997 | Mike Martin, Arizona St., running back |
| 1998 | Basil Mitchell, TCU, tailback |
| | London Dunlap, TCU, defensive end |
| | Adam Abrams, Southern California, placekicker |
| 1999 | Billy Cockerham, Minnesota, quarterback |
| | Dyron Russ, Minnesota, tackle |
| | Ryan Rindels, Minnesota, punter |
| 2000 | Freddie Mitchell, UCLA, wide receiver |
| | Oscar Cabrera, UCLA, offensive lineman |
| | Michael Bennett, Wisconsin, running back |
| 2001 | Lamont Thompson, Washington St., safety |
| | Akin Ayodele, Purdue, defensive end |
| | Drew Dunning, Washington St., placekicker |
| 2002 | Kyle Orton, Purdue, quarterback |
| | Shaun Phillips, Purdue, defensive end |
| | Anthony Chambers, Purdue, wide receiver |
| 2003 | Samie Parker, Oregon, wide receiver |
| 2004 | Sam Keller, Arizona St., quarterback |
| | Brandon Villarreal, Purdue, defensive tackle |
| | Dave Brytus, Purdue, punter |
| 2005 | Chris Markey, UCLA, running back (co-MVP) |
| | Kahlil Bell, UCLA, running back (co-MVP) |
| | Kevin Mims, Northwestern, defensive end (lineman) |
| | Brandon Breazell, UCLA, wide receiver (special teams) |

Most Valuable Players in Former Major Bowls**ALL-AMERICAN BOWL****(Birmingham, Ala.; Known as Hall of Fame Classic, 1977-85)****Year Player, Team, Position**

| | |
|------|---|
| 1977 | Chuck White, Maryland, split end |
| | Charles Johnson, Maryland, defensive tackle |
| 1978 | Curtis Dickey, Texas A&M, running back |
| 1979 | Phil Bradley, Missouri, quarterback |
| 1980 | Gary Anderson, Arkansas, running back |
| | Billy Ray Smith, Arkansas, linebacker |
| 1981 | John Bond, Mississippi St., quarterback |
| | Johnnie Cooks, Mississippi St., linebacker |
| 1982 | Whit Taylor, Vanderbilt, quarterback |
| | Carl Dieudonne, Air Force, defensive end |
| 1983 | Jeff Hostetler, West Virginia, quarterback |
| 1984 | Mark Logan, Kentucky, running back |
| | Todd Gregoire, Wisconsin, placekicker |
| 1985 | Mark Ingram, Michigan St., wide receiver |
| 1986 | Sammie Smith, Florida St., running back |
| 1987 | Scott Secules, Virginia, quarterback |
| 1988 | Emmitt Smith, Florida, running back |
| 1989 | Jerry Gray, Texas Tech, running back |
| 1990 | Brett Favre, Southern Miss., quarterback |

ALOHA CLASSIC**(Honolulu, Hawaii; Named Aloha Bowl, 1982-97)****Year Player, Team, Position**

| | |
|------|---|
| 1982 | Offense—Tim Cowan, Washington, quarterback |
| | Defense—Tony Caldwell, Washington, linebacker |
| 1983 | Offense—Danny Greene, Washington, wide receiver |
| | Defense—George Reynolds, Penn St., punter |
| 1984 | Offense—Jeff Atkins, SMU, running back |
| | Defense—Jerry Ball, SMU, nose guard |
| 1985 | Offense—Gene Jelks, Alabama, running back |
| | Defense—Cornelius Bennett, Alabama, linebacker |
| 1986 | Offense—Alfred Jenkins, Arizona, quarterback |
| | Defense—Chuck Cecil, Arizona, safety |
| 1987 | Troy Aikman, UCLA, quarterback |
| | Emmitt Smith, Florida, running back |
| 1988 | David Dacus, Houston, quarterback |
| | Victor Wood, Washington St., wide receiver |
| 1989 | Blake Ezor, Michigan St., tailback |
| | Chris Roscoe, Hawaii, wide receiver |
| 1990 | Todd Burden, Arizona, cornerback |
| | Marvin Graves, Syracuse, quarterback |
| 1991 | Tommy Vardell, Stanford, running back |
| | Shawn Jones, Georgia Tech, quarterback |

Year Player, Team, Position

- 1992 Tom Young, Brigham Young, quarterback
Dana Stubblefield, Kansas, defensive tackle
- 1993 Rashaan Salaam, Colorado, tailback
Trent Dilfer, Fresno St., quarterback
- 1994 David Green, Boston College, running back (offensive)
Mike Mamula, Boston College, defensive end (defense)
Joe Gordon, Kansas St., cornerback
- 1995 Mark Williams, Kansas, quarterback
Karim Abdul-Jabbar, UCLA, running back
- 1996 Chris McCoy, Navy, quarterback
Pat Barnes, California, quarterback
- 1997 Rashaan Shehee, Washington, running back
- 1998 Mike Moschetti, Colorado, quarterback
Akili Smith, Oregon, quarterback
- 1999 Ben Sankey, Wake Forest, quarterback
- 2000 Tim Hasselbeck, Boston College, quarterback

**AVIATION BOWL
(Dayton, Ohio)****Year Player, Team, Position**

- 1961 Bobby Santiago, New Mexico, running back
Chuck Cummings, New Mexico, guard

**BLUEBONNET BOWL
(Houston, Texas)****Year Player, Team, Position**

- 1959 Lowndes Shingles, Clemson
Bob Lilly, TCU
- 1960 James Saxton, Texas
Lee Roy Jordan, Alabama
- 1961 Ken Coleman, Kansas
Elvin Basham, Kansas
- 1962 Bill Tobin, Missouri
Conrad Hitchler, Missouri
- 1963 Don Trull, Baylor
James Ingram, Baylor
- 1964 Jerry Rhome, Tulsa
Willy Townes, Tulsa
- 1965 Dewey Warren, Tennessee
Frank Emanuel, Tennessee
- 1966 Chris Gilbert, Texas
Fred Edwards, Texas
- 1967 Bob Anderson, Colorado
Ted Hendricks, Miami (Fla.)
- 1968 Joe Pearce, Oklahoma
Rufus Cormier, SMU
- 1969 Jim Strong, Houston
Jerry Drones, Houston
- 1970 Greg Pruitt, Oklahoma
Jeff Rouzie, Alabama
- 1971 Charlie Davis, Colorado
Butch Brezina, Houston
- 1972 Condredge Holloway, Tennessee
Carl Johnson, Tennessee
- 1973 D.C. Nobles, Houston
Deryl McGallion, Houston
- 1974 John Housmann, Houston
Mack Mitchell, Houston
- 1975 Earl Campbell, Texas
Tim Campbell, Texas
- 1976 Chuck Malito, Nebraska
Rodney Allison, Texas Tech
- 1977 Rob Hertel, Southern California
Walt Underwood, Southern California
- 1978 Steve Dils, Stanford
Gordy Ceresino, Stanford
- 1979 Mark Herrmann, Purdue
Roland James, Tennessee
- 1980 Amos Lawrence, North Carolina
Steve Streater, North Carolina
- 1981 Butch Woolfolk, Michigan
Ben Needham, Michigan
- 1982 Gary Anderson, Arkansas
Dwayne Dixon, Florida
- 1983 Rusty Hilger, Oklahoma St.
Alfred Anderson, Baylor
- 1984 Willie Drewrey, West Virginia

Year Player, Team, Position

- 1985 Pat Evans, Air Force
James McKinney, Texas
- 1986 Ray Berry, Baylor
Mark Hatcher, Colorado
- 1987 Tony Jones, Texas
Zeke Gadsen, Pittsburgh

**BLUEGRASS BOWL
(Louisville, Ky.)****Year Player, Team, Position**

- 1958 Forrest Campbell, Oklahoma St.

**CALIFORNIA RAISIN BOWL
(Beginning in 1992, Mid-American Conference
and Big West Conference winners met in Las Vegas Bowl)****Year Player, Team, Position**

- 1981 Arnold Smiley, Toledo, running back
Marlin Russell, Toledo, linebacker
- 1982 Chip Otten, Bowling Green, tailback
Jac Tomasello, Bowling Green, defensive back
- 1983 Lou Wicks, Northern Ill., fullback
James Pruitt, Cal St. Fullerton, wide receiver
Randall Cunningham, UNLV, quarterback
Steve Morgan, Toledo, tailback
- 1985 Mike Mancini, Fresno St., punter
Greg Meehan, Bowling Green, flanker
- 1986 Mike Perez, San Jose St., quarterback
Andrew Marlatt, Miami (Ohio), defensive tackle
- 1987 Gary Patton, Eastern Mich., tailback
Mike Perez, San Jose St., quarterback
- 1988 Darrell Rosette, Fresno St., running back
Tony Kimbrough, Western Mich., quarterback
- 1989 Ron Cox, Fresno St., linebacker
Sean Jones, Ball St., wide receiver
- 1990 Sheldon Canley, San Jose St., tailback
Ken Ealy, Central Mich., wide receiver
- 1991 Mark Szlachcic, Bowling Green, wide receiver
Mark Barsotti, Fresno St., quarterback

**CHERRY BOWL
(Pontiac, Mich.)****Year Player, Team, Position**

- 1984 Nate Sassaman, Army
1985 Stan Gelbaugh, Maryland
Scott Shankweiler, Maryland

**DELTA BOWL
(Memphis, Tenn.)****Year Player, Team, Position**

- 1948 Charlie Conerly, Mississippi

**FREEDOM BOWL
(Anaheim, Calif.)****Year Player, Team, Position**

- 1984 Chuck Long, Iowa, quarterback
William Harris, Texas, tight end
- 1985 Chris Chandler, Washington, quarterback
Barry Helton, Colorado, punter
- 1986 Gaston Green, UCLA, tailback
Shane Shumway, Brigham Young, defensive back
- 1987 Daniel Ford, Arizona St., quarterback
Chad Hennings, Air Force, defensive tackle
- 1988 Ty Delmer, Brigham Young, quarterback
Eric Bieniemy, Colorado, halfback
- 1989 Cary Conklin, Washington, quarterback
Huey Richardson, Florida, linebacker
- 1990 Todd Yert, Colorado St., running back
Bill Musgrave, Oregon, quarterback
- 1991 Marshall Faulk, San Diego St., running back
Ron Jackson, Tulsa, running back
- 1992 Lorenzo Neal, Fresno St., fullback
Estrus Crayton, Southern California, tailback
- 1993 Johnnie Marton, Southern California, wide receiver
Henry Lusk, Utah, wide receiver
- 1994 Tedy Bruschi, Arizona, defensive end
Cal Beck, Utah, kick returner

**GARDEN STATE BOWL
(East Rutherford, N.J.)****Year Player, Team, Position**

- 1978 John Mistler, Arizona St.
1979 Mark Bright, Temple
1980 Terald Clark, Houston
1981 Steve Alatorre, Tennessee
Anthony Hancock, Tennessee
Randy Wright, Wisconsin

**GOTHAM BOWL
(New York, N.Y.)****Year Player, Team, Position**

- 1961 Don Trull, Baylor
1962 Willie Ross, Nebraska
George Mira, Miami (Fla.)

**HARBOR BOWL
(San Diego, Calif.)****Year Player, Team, Position**

- 1947 Bryan Brock, New Mexico
Bill Nelson, Montana St.

**MERCY BOWL
(Los Angeles, Calif.)****Year Player, Team, Position**

- 1961 Beau Carter, Fresno St.

**PASADENA BOWL
(Pasadena, Calif.; Named Junior Rose Bowl in 1967)****Year Player, Team, Position**

- 1967 Eugene "Mercury" Morris, West Tex. A&M
Albie Owens, West Tex. A&M
- 1969 John Featherstone, San Diego St.
1970 Leon Burns, Long Beach St.
Paul Mattingly, Louisville
- 1971 Tom Carlsen, Memphis
Dornell Harris, Memphis

**PRESIDENTIAL CUP
(College Park, Md.)****Year Player, Team, Position**

- 1950 Bob Smith, Texas A&M
Zippy Morocco, Georgia

**SALAD BOWL
(Phoenix, Ariz.)****Year Player, Team, Position**

- 1950 Bob McQuade, Xavier
Wilford White, Arizona St.
1951 Jim Bailey, Miami (Ohio)
1952 Gene Shannon, Houston

**SEATTLE BOWL
(Seattle, Wash.; Known as Oahu Classic, 1998-2000)****Year Player, Team, Position**

- 1998 Blane Morgan, Air Force, quarterback
1999 Avion Weaver, Hawaii, running back
2000 Terrance Edwards, Georgia, wide receiver
2001 George Godsey, Georgia Tech, quarterback
2002 James MacPherson, Wake Forest, quarterback

**SILICON VALLEY CLASSIC
(San Jose, Calif.)****Year Player, Team, Position**

- 2001 Nick Myers, Michigan St., defensive end
Charles Rogers, Michigan St., wide receiver
- 2002 Rodney Davis, Fresno St., running back
2003 Rodney Davis, Fresno St., running back
2004 DeWhitt Betterson, Troy, running back (offense)
Lionel Hickenbottom, Northern Ill., defensive back (defense)
Dustin Utschig, Northern Ill. (special teams)

Heisman Trophy Winners in Bowl Games

YEAR-BY-YEAR BOWL RESULTS FOR HEISMAN WINNERS (Includes bowl games immediately after awarding of Heisman Trophy)

Of the 70 winners of the 71 Heisman Trophies (Archie Griffin won twice), 46 played in bowl games after they received their prize. Of those 46 players, only 22 were on the winning team in the bowl.

Houston's Andre Ware is the only Heisman recipient to miss a bowl date since 1969. The Cougars were on probation during the 1989 season and were ineligible for selection to a bowl. Before that lapse, Oklahoma's Steve Owens in 1969 was the last Heisman awardee not to participate in a bowl game.

Only three of the first 22 Heisman Trophy winners played in bowl games after receiving the award—TCU's Davey O'Brien in 1938, Georgia's Frank Sinkwich in 1942 and SMU's Doak Walker in 1948.

| Year | Heisman Winner, Team, Position | Bowl (Opponent, Result) |
|------|--|-------------------------------------|
| 1935 | Jay Berwanger, Chicago, HB | Did not play in bowl |
| 1936 | Larry Kelley, Yale, E | Did not play in bowl |
| 1937 | Clint Frank, Yale, HB | Did not play in bowl |
| 1938 | Davey O'Brien, TCU, QB | Sugar (Carnegie Mellon, W 15-7) |
| 1939 | Nile Kinnick, Iowa, HB | Did not play in bowl |
| 1940 | Tom Harmon, Michigan, HB | Did not play in bowl |
| 1941 | Bruce Smith, Minnesota, HB | Did not play in bowl |
| 1942 | Frank Sinkwich, Georgia, HB | Rose (UCLA, W 9-0) |
| 1943 | Angelo Bertelli, Notre Dame, QB | Did not play in bowl |
| 1944 | Les Horvath, Ohio St., QB | Did not play in bowl |
| 1945 | Doc Blanchard, Army, FB | Did not play in bowl |
| 1946 | Glenn Davis, Army, HB | Did not play in bowl |
| 1947 | Johnny Lujack, Notre Dame, QB | Did not play in bowl |
| 1948 | Doak Walker, SMU, HB | Cotton (Oregon, W 21-13) |
| 1949 | Leon Hart, Notre Dame, E | Did not play in bowl |
| 1950 | Vic Janowicz, Ohio St., HB | Did not play in bowl |
| 1951 | Dick Kazmeier, Princeton, HB | Did not play in bowl |
| 1952 | Billy Vessels, Oklahoma, HB | Did not play in bowl |
| 1953 | John Lattner, Notre Dame, HB | Did not play in bowl |
| 1954 | Alan Ameche, Wisconsin, FB | Did not play in bowl |
| 1955 | Howard Cassady, Ohio St., HB | Did not play in bowl |
| 1956 | Paul Hornung, Notre Dame, QB | Did not play in bowl |
| 1957 | John David Crow, Texas A&M, HB | Gator (Tennessee, L 3-0) |
| 1958 | Pete Dawkins, Army, HB | Did not play in bowl |
| 1959 | Billy Cannon, LSU, HB | Sugar (Mississippi, L 21-0) |
| 1960 | Joe Bellino, Navy, HB | Orange (Missouri, L 21-14) |
| 1961 | Ernie Davis, Syracuse, HB | Liberty (Miami [Fla.], W 15-14) |
| 1962 | Terry Baker, Oregon St., QB | Liberty (Villanova, W 6-0) |
| 1963 | Roger Staubach, Navy, QB | Cotton (Texas, L 28-6) |
| 1964 | John Huarte, Notre Dame, QB | Did not play in bowl |
| 1965 | Mike Garrett, Southern California, HB | Did not play in bowl |
| 1966 | Steve Spurrier, Florida, QB | Orange (Georgia Tech, W 27-12) |
| 1967 | Gary Beban, UCLA, QB | Did not play in bowl |
| 1968 | O.J. Simpson, Southern California, HB | Rose (Ohio St., L 27-16) |
| 1969 | Steve Owens, Oklahoma, HB | Did not play in bowl |
| 1970 | Jim Plunkett, Stanford, QB | Rose (Ohio St., W 27-17) |
| 1971 | Pat Sullivan, Auburn, QB | Sugar (Oklahoma, L 40-22) |
| 1972 | Johnny Rodgers, Nebraska, FL | Orange (Notre Dame, W 40-6) |
| 1973 | John Cappelletti, Penn St., HB | Orange (LSU, W 16-9) |
| 1974 | Archie Griffin, Ohio St., HB | Rose (Southern California, L 18-17) |
| 1975 | Archie Griffin, Ohio St., HB | Rose (UCLA, L 23-10) |
| 1976 | Tony Dorsett, Pittsburgh, HB | Sugar (Georgia, W 27-3) |
| 1977 | Earl Campbell, Texas, HB | Cotton (Notre Dame, L 38-10) |
| 1978 | Billy Sims, Oklahoma, HB | Orange (Nebraska, W 31-24) |
| 1979 | Charles White, Southern California, HB | Rose (Ohio St., W 17-16) |
| 1980 | George Rogers, South Carolina, HB | Gator (Pittsburgh, L 37-9) |
| 1981 | Marcus Allen, Southern California, HB | Fiesta (Penn St., L 26-10) |
| 1982 | Herschel Walker, Georgia, HB | Sugar (Penn St., L 27-23) |
| 1983 | Mike Rozier, Nebraska, HB | Orange (Miami [Fla.], L 31-30) |
| 1984 | Doug Flutie, Boston College, QB | Cotton (Houston, W 45-28) |
| 1985 | Bo Jackson, Auburn, HB | Cotton (Texas A&M, L 36-16) |
| 1986 | Vinny Testaverde, Miami (Fla.), QB | Fiesta (Penn St., L 14-10) |
| 1987 | Tim Brown, Notre Dame, WR | Cotton (Texas A&M, L 35-10) |

| Year | Heisman Winner, Team, Position | Bowl (Opponent, Result) |
|------|--|-----------------------------------|
| 1988 | Barry Sanders, Oklahoma St., RB | Holiday (Wyoming, W 62-14) |
| 1989 | Andre Ware, Houston, QB | Did not play in bowl |
| 1990 | Ty Detmer, Brigham Young, QB | Holiday (Texas A&M, L 65-14) |
| 1991 | Desmond Howard, Michigan, WR | Rose (Washington, L 34-14) |
| 1992 | Gino Torretta, Miami (Fla.), QB | Sugar (Alabama, L 34-13) |
| 1993 | Charlie Ward, Florida St., QB | Orange (Nebraska, W 18-16) |
| 1994 | Rashaan Salaam, Colorado, RB | Fiesta (Notre Dame, W 41-24) |
| 1995 | Eddie George, Ohio St., RB | Fla. Citrus (Tennessee, L 20-14) |
| 1996 | Danny Wuerffel, Florida, QB | Sugar (Florida St., W 52-20) |
| 1997 | Charles Woodson, Michigan, CB | Rose (Washington St., W 21-16) |
| 1998 | Ricky Williams, Texas, RB | Cotton (Mississippi St., W 38-11) |
| 1999 | Ron Dayne, Wisconsin, RB | Rose (Stanford, W 17-9) |
| 2000 | Chris Weinke, Florida St., QB | Orange (Oklahoma, L 13-2) |
| 2001 | Eric Crouch, Nebraska, QB | Rose (Miami [Fla.], L 37-14) |
| 2002 | Carson Palmer, Southern California, QB | Orange (Iowa, W 38-17) |
| 2003 | Jason White, Oklahoma, QB | Sugar (LSU, L 21-14) |
| 2004 | Matt Leinart, Southern California, QB | Orange (Oklahoma, W 55-19) |
| 2005 | Reggie Bush, Southern California, RB | Rose (Texas, L, 41-38) |

BOWLS FOR HEISMAN WINNERS

| Bowl | Heisman Winner Year | Heisman Winners |
|-------------|--|-----------------|
| Rose | 1942, 1968, 1970, 1974, 1975, 1979, 1991, 1997, 1999, 2001, 2005 | 11 |
| Orange | 1960, 1966, 1972, 1973, 1978, 1983, 1993, 2000, 2002, 2004 | 10 |
| Sugar | 1938, 1959, 1971, 1976, 1982, 1992, 1996, 2003 | 8 |
| Cotton | 1948, 1963, 1977, 1984, 1985, 1987, 1998 | 7 |
| Fiesta | 1981, 1986, 1994 | 3 |
| Gator | 1957, 1980 | 2 |
| Holiday | 1988, 1990 | 2 |
| Liberty | 1961, 1962 | 2 |
| Fla. Citrus | 1995 | 1 |

HEISMAN TROPHY WINNERS WHO WERE BOWL-GAME MVPs

| Heisman Winner, Team (Year Won) | Bowl, Year Played |
|---|-------------------|
| Doak Walker, SMU (1948) | Cotton, 1948 |
| Doak Walker, SMU (1948) | Cotton, 1949 |
| John David Crow, Texas A&M (1957) | Gator, 1957 |
| Billy Cannon, LSU (1959) | Sugar, 1959 |
| Ernie Davis, Syracuse (1961) | Cotton, 1960 |
| Ernie Davis, Syracuse (1961) | Liberty, 1961 |
| Terry Baker, Oregon St. (1962) | Liberty, 1962 |
| Steve Spurrier, Florida (1966) | Sugar, 1966 |
| O.J. Simpson, Southern California (1968) | Rose, 1968 |
| Jim Plunkett, Stanford (1970) | Rose, 1971 |
| Pat Sullivan, Auburn (1971) | Gator, 1971 |
| Johnny Rodgers, Nebraska (1972) | Orange, 1973 |
| Earl Campbell, Texas (1977) | Gator, 1974 |
| Earl Campbell, Texas (1977) | Bluebonnet, 1975* |
| Billy Sims, Oklahoma (1978) | Orange, 1979 |
| Charles White, Southern California (1979) | Rose, 1979 |
| Charles White, Southern California (1979) | Rose, 1980 |
| George Rogers, South Carolina (1980) | Gator, 1980 |
| Herschel Walker, Georgia (1982) | Sugar, 1981 |
| Doug Flutie, Boston College (1984) | Liberty, 1983 |
| Bo Jackson, Auburn (1985) | Sugar, 1984 |
| Bo Jackson, Auburn (1985) | Liberty, 1984 |
| Bo Jackson, Auburn (1985) | Cotton, 1986 |
| Barry Sanders, Oklahoma St. (1988) | Holiday, 1988 |
| Ty Detmer, Brigham Young (1990) | Freedom, 1988* |
| Ty Detmer, Brigham Young (1990) | Holiday, 1989 |
| Ty Detmer, Brigham Young (1990) | Holiday, 1991 |
| Charlie Ward, Florida St. (1993) | Orange, 1994 |
| Danny Wuerffel, Florida (1996) | Sugar, 1997 |
| Ricky Williams, Texas (1998) | Cotton, 1999 |
| Ron Dayne, Wisconsin (1999) | Rose, 1999 |
| Ron Dayne, Wisconsin (1999) | Rose, 2000 |
| Carson Palmer, Southern California (2002) | Orange, 2003 |
| Matt Leinart, Southern California (2004) | Rose, 2004 |
| Matt Leinart, Southern California (2004) | Orange, 2005 |

*Discontinued bowl.

Bowls and Polls

Associated Press No. 1 Teams Defeated in Bowl Games

| Date | Bowl | Teams Involved | Score | New No. 1 |
|----------|--------|---|-------|-----------------|
| 1-1-51 | Sugar | No. 7 Kentucky beat No. 1 Oklahoma | 13-7 | Same |
| 1-1-52 | Sugar | No. 3 Maryland beat No. 1 Tennessee | 28-13 | Same |
| 1-1-54 | Orange | No. 4 Oklahoma beat No. 1 Maryland | 7-0 | Same |
| 1-1-61 | Rose | No. 6 Washington beat No. 1 Minnesota | 17-7 | Same |
| 1-1-65 | Orange | No. 5 Texas beat No. 1 Alabama | 21-17 | Same |
| 1-1-66 | Rose | No. 5 UCLA beat No. 1 Michigan St. | 14-12 | Alabama |
| 1-1-71 | Cotton | No. 6 Notre Dame beat No. 1 Texas | 24-11 | Nebraska |
| 12-31-73 | Sugar | No. 3 Notre Dame beat No. 1 Alabama | 24-23 | Notre Dame |
| 1-1-76 | Rose | No. 11 UCLA beat No. 1 Ohio St. | 23-10 | Oklahoma |
| 1-2-78 | Cotton | No. 5 Notre Dame beat No. 1 Texas | 38-10 | Notre Dame |
| 1-1-79 | Sugar | No. 2 Alabama beat No. 1 Penn St. | 14-7 | Alabama |
| 1-1-80 | Rose | No. 3 Southern California beat No. 1 Ohio St. | 17-16 | Alabama |
| 1-1-83 | Sugar | No. 2 Penn St. beat No. 1 Georgia | 27-23 | Penn St. |
| 1-2-84 | Orange | No. 5 Miami (Fla.) beat No. 1 Nebraska | 31-30 | Miami (Fla.) |
| 1-1-86 | Orange | No. 3 Oklahoma beat No. 1 Penn St. | 25-10 | Oklahoma |
| 1-2-87 | Fiesta | No. 2 Penn St. beat No. 1 Miami (Fla.) | 14-10 | Penn St. |
| 1-1-88 | Orange | No. 2 Miami (Fla.) beat No. 1 Oklahoma | 20-14 | Miami (Fla.) |
| 1-1-90 | Orange | No. 4 Notre Dame beat No. 1 Colorado | 21-6 | Miami (Fla.) |
| 1-1-93 | Sugar | No. 2 Alabama beat No. 1 Miami (Fla.) | 34-13 | Alabama |
| 1-2-97 | Sugar | No. 3 Florida beat No. 1 Florida St. | 52-20 | Florida |
| 1-3-03 | Fiesta | No. 2 Ohio St. beat No. 1 Miami (Fla.) | 31-24 | Ohio St. (2 of) |
| 1-4-06 | Rose | No. 2 Texas beat No. 1 Southern California | 41-38 | Texas |

Associated Press No. 1 Vs. No. 2 in Bowl Games

| Date | Bowl | Teams, Score |
|--------|---------|--|
| 1-1-63 | Rose | No. 1 Southern California 42, No. 2 Wisconsin 37 |
| 1-1-64 | Cotton | No. 1 Texas 28, No. 2 Navy 6 |
| 1-1-69 | Rose | No. 1 Ohio St. 27, No. 2 Southern California 16 |
| 1-1-72 | Orange | No. 1 Nebraska 38, No. 2 Alabama 6 |
| 1-1-79 | Sugar | No. 2 Alabama 14, No. 1 Penn St. 7 |
| 1-1-83 | Sugar | No. 2 Penn St. 27, No. 1 Georgia 23 |
| 1-2-87 | Fiesta | No. 2 Penn St. 14, No. 1 Miami (Fla.) 10 |
| 1-1-88 | Orange | No. 2 Miami (Fla.) 20, No. 1 Oklahoma 14 |
| 1-1-93 | Sugar* | No. 2 Alabama 34, No. 1 Miami (Fla.) 13 |
| 1-1-94 | Orange* | No. 1 Florida St. 18, No. 2 Nebraska 16 |
| 1-2-96 | Fiesta* | No. 1 Nebraska 62, No. 2 Florida 24 |
| 1-4-99 | Fiesta# | No. 1 Tennessee 23, No. 2 Florida St. 16 |
| 1-4-00 | Sugar# | No. 1 Florida St. 46, No. 2 Virginia Tech 29 |
| 1-3-03 | Fiesta# | No. 2 Ohio St. 31, No. 1 Miami (Fla.) 24 (2 of) |
| 1-4-05 | Orange# | No. 1 Southern California 55, No. 2 Oklahoma 19 |
| 1-4-06 | Rose# | No. 2 Texas 41, No. 1 Southern California 38 |

*Bowl alliance matched the No. 1 and No. 2 teams. #Bowl Championship Series matched the No. 1 and No. 2 teams.

Bowl Games and the National Championship

(How the bowl games determined the national champion from 1965 to present. Year listed is the football season before the bowl games.)

Note: The national champion was selected before the bowl games as follows: Associated Press (1936-64 and 1966-67); United Press International (1950-73); Football Writers Association of America (1954); and National Football Foundation and Hall of Fame (1959-70).

1965 The Associated Press (AP) selected Alabama as national champion after it defeated Nebraska, 39-28, in the Orange Bowl January 1, 1966.

1968 AP selected Ohio State as national champion after it defeated Southern California, 27-16, in the Rose Bowl January 1, 1969.

1969 AP selected Texas as national champion after it defeated Notre Dame, 21-17, in the Cotton Bowl January 1, 1970.

1970 AP selected Nebraska as national champion after it defeated LSU, 17-12, in the Orange Bowl January 1, 1971.

1971 AP selected Nebraska as national champion after it defeated Alabama, 38-6, in the Orange Bowl January 1, 1972.

1972 AP selected Southern California as national champion after it defeated Ohio State, 42-17, in the Rose Bowl January 1, 1973.

1973 AP selected Notre Dame as national champion after it defeated Alabama, 24-23, in the Sugar Bowl December 31, 1973.

Beginning in 1974, all four of the national polls waited until after the bowl-game results before selecting a national champion. The following list shows how the bowl games figured in the final national championship polls for AP and UPI:

1974 First year of the agreement between the American Football Coaches Association (AFCA) and the UPI Board of Coaches to declare any teams on NCAA probation ineligible for the poll. AP—Oklahoma (11-0-0) did not participate in a bowl game because of NCAA probation. UPI—Southern California (10-1-1) defeated Ohio State, 18-17, in the Rose Bowl January 1, 1975.

1975 AP and UPI both selected Oklahoma (11-1-0). Coach Barry Switzer's Sooners defeated Michigan, 14-6, in the Orange Bowl January 1, 1976. Ohio State had led the AP poll for nine consecutive weeks until a 23-10 loss to UCLA in the Rose Bowl on January 1, 1976. Oklahoma had led the AP poll for the first four weeks of the year.

1976 AP and UPI both selected Tony Dorsett-led Pittsburgh (12-0-0). Pittsburgh whipped Georgia, 27-3, in the Sugar Bowl January 1, 1977. Pittsburgh took over the No. 1 position from Michigan in the ninth week of the season en route to an undefeated year.

1977 AP and UPI were in agreement again, picking Notre Dame as national titlist. The Irish crushed previously undefeated and top-ranked Texas, 38-10, in the Cotton Bowl January 2, 1978. Notre Dame was the sixth team to be ranked No. 1 during the 1977 season in the AP poll.

1978 This was the last time until the 1991 season that the two polls split on a national champion, with AP selecting Alabama (11-1-0) and UPI going for Southern California (12-1-0). Alabama, ranked No. 2 in the AP poll, upset No. 1 Penn State, 14-7, in the Sugar Bowl January 1, 1979. Alabama had been ranked No. 1 in the first two weeks of the season until a 24-14 loss to Southern California.

1979 Unbeaten Alabama (12-0-0) was the unanimous choice of both polls. Bear Bryant's Tide whipped Arkansas easily, 24-9, in the Sugar Bowl January 1, 1980, to claim the title.

1980 Georgia made it three No. 1's in a row for the Southeastern Conference with an undefeated season (12-0-0) to take the top spot in both polls. Vince Dooley's Bulldogs downed Notre Dame, 17-10, behind freshman phenom Herschel Walker in the Sugar Bowl January 1, 1981.

1981 Both polls selected unbeaten Clemson (12-0-0). The Tigers gave coach Danny Ford the first Clemson national football championship with a 22-15 victory over Nebraska in the Orange Bowl January 1, 1982. Clemson did not take over the AP No. 1 slot until the next-to-last poll of the year.

1982 AP and UPI both selected Penn State (11-1-0). The Nittany Lions were No. 2 in the AP poll but knocked off No. 1 Georgia, 27-23, in the Sugar Bowl January 1, 1983. Georgia had led the AP poll for the final five weeks of the season.

1983 AP and UPI had no choice but to select Miami (Florida) as the unanimous champion after the No. 2 Hurricanes downed No. 1 Nebraska, 31-30, in the Orange Bowl January 2, 1984. Many observers felt this may have been the most exciting Orange Bowl ever played as the Cornhuskers failed on a two-point conversion attempt with 48 seconds remaining. Nebraska had led the AP poll since the first week of the season.

1984 Unknown and a victim of the Mountain time zone, Brigham Young (13-0-0) overcame many obstacles to ascend to No. 1 in both polls. Coach LaVell Edwards' Cougars downed Michigan, 24-17, in the Holiday Bowl December 21, 1984. BYU took over the top spot in the AP poll with three weeks left in the season after four other teams came and went as the top-rated team.

1985 Oklahoma (11-1-0) returned as the unanimous choice of both polls. Barry Switzer's Sooners knocked off top-rated Penn State, 25-10, in the Orange Bowl January 1, 1986, to claim the national title.

1986 Penn State (12-0-0) had to battle top-rated Miami (Florida) in the Fiesta Bowl to take the top spot in both polls. Joe Paterno's No. 2 Nittany Lions upset the Hurricanes, 14-10, January 2, 1987, to claim the championship. Miami (Florida) had been ranked No. 1 for the final 10 weeks of the season.

1987 Miami (Florida) (12-0-0) bounced back to a similar scenario as Jimmy Johnson's Hurricanes played underdog and finished ranked first in both polls. The No. 2 Hurricanes beat No. 1-ranked Oklahoma, 20-14, in the Orange Bowl January 1, 1988. The Sooners had been the top-rated AP team for 13 of the season's 15 polls.

1988 Notre Dame (12-0-0) finished as the top team in both polls and gave the Fiesta Bowl its second national title game in three seasons. Lou Holtz's Irish whipped West Virginia, 34-21, January 2, 1989, to claim their eighth AP title. Notre Dame took over the top spot in the poll from UCLA in the ninth week of the season.

1989 Miami (Florida) (11-1-0) claimed its second national title in three years in both polls. The Hurricanes downed Alabama, 33-25, in the Sugar Bowl January 1, 1990, while No. 1-ranked Colorado lost to Notre Dame, 21-6, in the Orange Bowl to clear the way. Notre Dame led the AP poll for 12 of the 15 weeks.

1990 Colorado (11-1-0) and Georgia Tech (11-0-1) split the polls for the first time since 1978 with the Buffs taking the AP vote and the Jackets the UPI. Colorado bounced back from a disappointing 1989 title march to edge Notre Dame, 10-9, in the Orange Bowl January 1, 1991. Georgia Tech had little trouble with Nebraska, 45-21, in the Florida Citrus Bowl January 1, 1991, to finish as Division I-A's only undefeated team.

1991 Miami (Florida) (12-0-0) and Washington (12-0-0) kept Division I-A playoff talk alive with a split in the national polls for the second consecutive year. The Hurricanes took the AP vote, while the Huskies took both the USA Today/CNN and UPI polls. If either had stumbled in a bowl, then the other would have been a unanimous selection. However, Washington drubbed Michigan, 34-14, in the Rose Bowl, and Miami (Florida) had little trouble shutting out Nebraska, 22-0, in the Orange Bowl later that evening.

1992 No. 2 Alabama (13-0-0) turned in a magnificent performance in the Sugar Bowl by upsetting No. 1 Miami (Florida), 34-13, in a game dominated by the Crimson Tide. It marked the first year of the bowl coalition, and the bowlmeisters managed to match the

top two teams for the national championship. It also marked the 17th time that a No. 1 team in the AP poll was knocked off in a bowl game since 1951. Alabama was named No. 1 in all polls after the January 1, 1993, matchup.

1993 No. 1 Florida State downed No. 2 Nebraska, 18-16, in the Orange Bowl to become a unanimous national champion. Notre Dame, winner over Texas A&M (24-21) in the Cotton Bowl, wanted to claim the title after beating the Seminoles in the regular season. But a late-season loss to Boston College cost the Irish in the polls. Florida State was No. 1 in all polls after the bowls.

1994 No. 1 Nebraska halted a seven-game bowl losing streak by posting a come-from-behind victory, 24-17, over Miami (Florida) in the Orange Bowl to cap a perfect 13-0 season with the national title. No. 2 Penn State, also undefeated at 12-0, downed Oregon, 38-20, in the Rose Bowl but had to settle for second place in the polls. Nebraska was No. 1 in all polls after the bowls.

1995 Another unanimous year for undefeated and No. 1 Nebraska. The Cornhuskers posted back-to-back national titles with a convincing 62-24 victory over No. 2 Florida in the bowl alliance's Fiesta Bowl matchup.

1996 No. 3 Florida took the national crown in all polls after meeting and beating No. 1 Florida State, 52-20, in the bowl alliance matchup in the Sugar Bowl. Just a month earlier, the Seminoles had knocked off No. 1 Florida and the Gators returned the favor. No. 2 Arizona State was defeated, 20-17, by Ohio State in the non-alliance Rose Bowl and dropped out of national championship consideration.

1997 In the last year before the bowl alliance would include the Rose Bowl, the two top-ranked teams—Michigan and Nebraska—never met for the title. Michigan, the final No. 1 in the Associated Press media poll, defeated Washington State, 21-16, in the Rose Bowl, while Nebraska, No. 1 in the final USA Today/ESPN coaches' poll, rolled over Tennessee, 42-17, in the Orange Bowl. Both teams were rewarded with a piece of the national title. It was the fourth time in the 1990s that the national champion was either shared or unclear.

1998 In the first year of the Bowl Championship Series (BCS), the No. 1 and No. 2 teams (Tennessee and Florida State, respectively) met for the title in the Fiesta. The BCS rankings were a compilation of the Associated Press, USA Today/ESPN, Seattle Times, New York Times and Sagarin polls, and schedule strength, to arrive at the top two teams. Tennessee defeated Florida State, 23-16, and was a unanimous No. 1 in all polls.

1999 In the second year of the BCS, No. 1 Florida State met No. 2 Virginia Tech in the Sugar Bowl. Florida State downed the Hokies, 46-29, to capture the title. The Seminoles, ranked No. 1 all year, went wire-to-wire in most polls for its second national prize in the 1990s.

2000 The third year of the BCS again matched the No. 1 and No. 2 teams (Oklahoma and Florida State, respectively), this time in the Orange Bowl. Oklahoma used team speed and a stingy defense to down the Seminoles, 13-2, holding Heisman Trophy winner Chris Weinke without a touchdown. The Sooners were a unanimous pick in all polls.

2001 In the fourth year of the BCS, Miami (Florida) became the only undefeated team in the country (12-0) and claimed the mythical title by defeating Nebraska, 37-14, in the Rose Bowl. Miami was ranked No. 1 in the AP poll but Nebraska, No. 4 in the poll, was selected for the championship game over No. 2 Oregon. Heisman Trophy winner Eric Crouch was a member of the losing Cornhusker squad, while coach Larry Coker led Miami to the title in his first season as a head coach.

2002 The fifth year of the BCS ratings matched the No. 1 and No. 2 teams (Miami [Florida] and Ohio State) in the Fiesta Bowl and it turned out to be one of the most exciting college football bowls/poll championships. No. 2 Ohio State prevailed 31-24 after two overtime periods over No. 1 Miami (Florida), a team that had been ranked No. 1 since the first week of the season. Jim Tressel coached the Buckeyes to their first title since 1968 in only his second year at the helm. He also had four Division I-AA national titles at Youngstown State.

2003 The sixth year of the BCS brought nothing but questions as the No. 1 and No. 2 teams in both major polls failed to meet in the title game. Southern California and LSU were No. 1 and No. 2, respectively, in both polls (media and coaches'), but No. 3 Oklahoma held onto its No. 1 spot in the BCS final ratings despite being trounced in the Big 12 Conference championship game. The BCS matched Oklahoma and No. 2 LSU in the Sugar Bowl for the BCS title, while No. 1 Southern California played in the Rose Bowl against Michigan. LSU beat Oklahoma, 21-14, to claim the BCS title and the No. 1 slot in the USA Today/ESPN poll, but Southern California downed Michigan, 28-14, to secure its No. 1 ranking in the Associated Press final poll. That meant another split national championship and grumbling began again for a better system to determine a clear-cut national titlist.

2004 In the seventh year of the BCS, five teams—Auburn, Boise State, Oklahoma, Southern California and Utah—finished the regular season undefeated. Southern California and Oklahoma ended the season ranked No. 1 and No. 2, respectively, in the BCS standings and in both polls, earning spots in the BCS national championship game, this time the Orange Bowl. Southern California won, 55-19, to take the national championship outright and secure its second straight season with at least a portion of the title.

2005 In the eighth year of the BCS, only two teams—Southern California and Texas—finished the regular season undefeated. Southern California and Texas ended the season ranked No. 1 and No. 2, respectively, in the BCS standings and in both polls, earning spots in the BCS national championship game. Texas rallied and scored with 18 seconds left to beat Southern California, 41-38, in the Rose Bowl to take the national championship outright.

for one year, dropped for two more and then added again in 1968 until the present. This is a list of the key bowl games as they related to the AP poll since 1936 (with pertinent references made to other polls where applicable).

(Key to polls: AP, Associated Press; UPI, United Press International; FW, Football Writers; NFF, National Football Foundation and Hall of Fame; USA/CNN, USA Today/Cable News Network; USA/NFF, USA Today/National Football Foundation and Hall of Fame; UPI/NFF, United Press International/National Football Foundation and Hall of Fame.)

1936 SUGAR—No. 6 Santa Clara beat No. 2 LSU, 21-14; ROSE—No. 3 Pittsburgh beat No. 5 Washington, 21-0; ORANGE—No. 14 Duquesne beat unranked Mississippi St., 13-12; COTTON—No. 16 TCU beat No. 20 Marquette, 16-6. (Minnesota selected No. 1 but did not play in a bowl)

1937 ROSE—No. 2 California beat No. 4 Alabama, 13-0; SUGAR—No. 9 Santa Clara beat No. 8 LSU, 6-0; COTTON—No. 18 Rice beat No. 17 Colorado, 28-14. (Pittsburgh selected No. 1 but did not play in a bowl)

1938 SUGAR—No. 1 TCU beat No. 6 Carnegie Mellon, 15-7; ORANGE—No. 2 Tennessee beat No. 4 Oklahoma, 17-0; ROSE—No. 7 Southern California beat No. 3 Duke, 7-3; COTTON—Unranked St. Mary's (Cal.) beat No. 11 Texas Tech, 20-13. (TCU selected No. 1)

1939 SUGAR—No. 1 Texas A&M beat No. 5 Tulane, 14-13; ROSE—No. 3 Southern California beat No. 2 Tennessee, 14-0; ORANGE—No. 16 Georgia Tech beat No. 6 Missouri, 21-7; COTTON—No. 12 Clemson beat No. 11 Boston College, 6-3. (Texas A&M selected No. 1)

1940 ROSE—No. 2 Stanford beat No. 7 Nebraska, 21-13; SUGAR—No. 5 Boston College beat No. 4 Tennessee, 19-13; COTTON—No. 6 Texas A&M beat No. 12 Fordham, 13-12; ORANGE—No. 9 Mississippi St. beat No. 13 Georgetown, 14-7. (Minnesota selected No. 1 but did not play in a bowl)

1941 ROSE—No. 12 Oregon St. beat No. 2 Duke, 20-16 (played at Durham, N.C., because of World War II); SUGAR—No. 6 Fordham beat No. 7 Missouri, 20; COTTON—No. 20 Alabama beat No. 9 Texas A&M, 29-21; ORANGE—No. 14 Georgia Tech beat unranked TCU, 40-26. (Minnesota selected No. 1 but did not play in a bowl)

1942 ROSE—No. 2 Georgia beat No. 13 UCLA, 9-0; SUGAR—No. 7 Tennessee beat No. 4 Tulsa, 14-7; COTTON—No. 11 Texas beat No. 5 Georgia Tech, 14-7; ORANGE—No. 10 Alabama beat No. 8 Boston College, 37-21. (Ohio St. selected No. 1 but did not play in a bowl)

1943 ROSE—Unranked Southern California beat No. 12 Washington, 29-0; COTTON—No. 14 Texas tied unranked Randolph Field, 7-7; SUGAR—No. 13 Georgia Tech beat No. 15 Tulsa, 20-18. (Notre Dame selected No. 1 but did not play in a bowl)

1944 ROSE—No. 7 Southern California beat No. 12 Tennessee, 25-0; ORANGE—Unranked Tulsa beat No. 13 Georgia Tech, 26-12; No. 3 Randolph Field beat No. 20 Second Air Force, 13-6, in a battle of military powers. (Army selected No. 1 but did not play in a bowl)

1945 ROSE—No. 2 Alabama beat No. 11 Southern California, 34-14; COTTON—No. 10 Texas beat unranked Missouri, 40-27; ORANGE—Unranked Miami (Fla.) beat No. 16 Holy Cross, 13-6; SUGAR—No. 5 Oklahoma St. beat No. 7 St. Mary's (Cal.), 33-13. (Army selected No. 1 but did not play in a bowl)

1946 COTTON—No. 8 LSU tied No. 16 Arkansas, 0-0; ROSE—No. 5 Illinois beat No. 4 UCLA, 45-14; SUGAR—No. 3 Georgia beat No. 9 North Carolina, 20-10; ORANGE—No. 10 Rice beat No. 7 Tennessee, 8-0. (Notre Dame selected No. 1 but did not play in a bowl)

1947 ORANGE—No. 10 Georgia Tech beat No. 12 Kansas, 20-14; ROSE—No. 2 Michigan beat No. 8 Southern California, 49-0; SUGAR—No. 5 Texas beat No. 6 Alabama, 27-7; COTTON—No. 3 SMU tied No. 4 Penn St., 13-13. (Notre Dame selected No. 1 but did not play in a bowl; Michigan also declared champion in vote after Rose Bowl victory but AP kept Notre Dame as vote of record)

1948 ROSE—No. 7 Northwestern beat No. 4 California, 20-14; COTTON—No. 10 SMU beat No. 9 Oregon, 21-13; SUGAR—No. 5 Oklahoma beat No. 3 North Carolina, 14-6; ORANGE—Unranked Texas beat No. 8 Georgia, 41-28. (Michigan selected No. 1 but did not play in a bowl)

1949 ORANGE—No. 15 Santa Clara beat No. 11 Kentucky, 21-13; COTTON—No. 5 Rice beat No. 16 North Carolina, 27-13; ROSE—No. 6 Ohio St. beat No. 3 California, 17-14; SUGAR—No. 2 Oklahoma beat No. 9 LSU, 35-0. (Notre Dame selected No. 1 but did not play in a bowl)

1950 ROSE—No. 9 Michigan beat No. 5 California, 14-6; SUGAR—No. 7 Kentucky beat No. 1 Oklahoma, 13-7; ORANGE—No. 10 Clemson beat No. 15 Miami (Fla.), 15-14; COTTON—No. 4 Tennessee beat No. 3 Texas, 20-14. (Oklahoma selected No. 1 in vote before losing in Sugar Bowl)

1951 COTTON—No. 15 Kentucky beat No. 11 TCU, 20-7; ORANGE—No. 5 Georgia Tech beat No. 9 Baylor, 17-14; ROSE—No. 4 Illinois beat No. 7 Stanford, 40-7; SUGAR—No. 3 Maryland beat No. 1 Tennessee, 28-13. (Tennessee selected No. 1 in vote before losing in Sugar Bowl)

1952 ROSE—No. 5 Southern California beat No. 11 Wisconsin, 7-0; SUGAR—No. 2 Georgia Tech beat No. 7 Mississippi, 24-7; ORANGE—No. 9 Alabama beat No. 14 Syracuse, 61-6; COTTON—No. 10 Texas beat No. 8 Tennessee, 16-0. (Michigan St. selected No. 1 but did not play in a bowl)

1953 SUGAR—No. 8 Georgia Tech beat No. 10 West Virginia, 42-19; ORANGE—No. 4 Oklahoma beat No. 1 Maryland, 7-0; COTTON—No. 5 Rice beat No. 13 Alabama, 28-6; ROSE—No. 3 Michigan St. beat No. 5 UCLA, 28-20. (Maryland selected No. 1 before losing in Orange Bowl)

1954 ROSE—No. 1 Ohio St. beat No. 17 Southern California, 20-7; ORANGE—No. 14 Duke beat unranked Nebraska, 34-7; SUGAR—No. 5 Navy beat No. 6 Mississippi, 21-0; COTTON—Unranked Georgia Tech beat No. 10 Arkansas, 14-6. (Ohio St. remained No. 1 but UCLA named in UPI and FW polls)

Bowl Results of Teams Ranked in The Associated Press Poll

The bowls and national polls have been perpetually linked since 1936, when The Associated Press introduced its weekly college football poll. The final AP poll was released at the end of the regular season until 1965, when bowl results were included

1955 GATOR—Unranked Vanderbilt beat No. 8 Auburn, 25-13; ROSE—No. 2 Michigan St. beat No. 4 UCLA, 17-14; ORANGE—No. 1 Oklahoma beat No. 3 Maryland, 20-6; COTTON—No. 10 Mississippi beat No. 6 TCU, 14-13; SUGAR—No. 7 Georgia Tech beat No. 11 Pittsburgh, 7-0. (Oklahoma remained No. 1)

1956 SUGAR—No. 11 Baylor beat No. 2 Tennessee, 13-7; ORANGE—No. 20 Colorado beat No. 19 Clemson, 27-21; GATOR—No. 4 Georgia Tech beat No. 13 Pittsburgh, 21-14; ROSE—No. 3 Iowa beat No. 10 Oregon St., 35-19; COTTON—No. 14 TCU beat No. 8 Syracuse, 28-27. (Oklahoma selected No. 1 but did not play in a bowl)

1957 GATOR—No. 13 Tennessee beat No. 9 Texas A&M, 3-0; ROSE—No. 2 Ohio St. beat unranked Oregon, 10-7; COTTON—No. 5 Navy beat No. 8 Rice, 20-7; ORANGE—No. 4 Oklahoma beat No. 16 Duke, 48-21; SUGAR—No. 7 Mississippi beat No. 11 Texas, 39-7. (Auburn selected No. 1 but did not play in a bowl; Ohio St. selected No. 1 in both UPI and FW polls)

1958 SUGAR—No. 1 LSU beat No. 12 Clemson, 7-0; COTTON—No. 6 Air Force tied No. 10 TCU, 0-0; ROSE—No. 2 Iowa beat No. 16 California, 38-12; ORANGE—No. 5 Oklahoma beat No. 9 Syracuse, 21-6. (LSU remained No. 1 in AP and UPI but Iowa selected in FW poll)

1959 COTTON—No. 1 Syracuse beat No. 4 Texas, 23-14; ROSE—No. 8 Washington beat No. 6 Wisconsin, 44-8; ORANGE—No. 5 Georgia beat No. 18 Missouri, 14-0; SUGAR—No. 2 Mississippi beat No. 3 LSU, 21-0; BLUEBONNET—No. 11 Clemson beat No. 7 TCU, 23-7; LIBERTY—No. 12 Penn St. beat No. 10 Alabama, 7-0; GATOR—No. 9 Arkansas beat unranked Georgia Tech, 14-7. (Syracuse selected No. 1 by all four polls)

1960 ROSE—No. 6 Washington beat No. 1 Minnesota, 17-7; COTTON—No. 10 Duke beat No. 7 Arkansas, 7-6; SUGAR—No. 2 Mississippi beat unranked Rice, 14-6; ORANGE—No. 5 Missouri beat No. 4 Navy, 21-14; BLUEBONNET—No. 9 Alabama tied unranked Texas, 3-3. (Minnesota selected No. 1 by AP, UPI and NFF before losing in Rose Bowl; Mississippi named No. 1 in FW poll)

1961 COTTON—No. 3 Texas beat No. 5 Mississippi, 12-7; SUGAR—No. 1 Alabama beat No. 9 Arkansas, 10-3; ORANGE—No. 4 LSU beat No. 7 Colorado, 25-7; GOTHAM—Unranked Baylor beat No. 10 Utah St., 24-9; ROSE—No. 6 Minnesota beat No. 16 UCLA, 21-3. (Alabama selected No. 1 in AP, UPI and NFF, but Ohio St. picked by FW poll)

1962 ROSE—No. 1 Southern California beat No. 2 Wisconsin, 42-37; SUGAR—No. 3 Mississippi beat No. 6 Arkansas, 17-13; COTTON—No. 7 LSU beat No. 4 Texas, 13-0; GATOR—Unranked Florida beat No. 9 Penn St., 17-7; ORANGE—No. 5 Alabama beat No. 8 Oklahoma, 17-0. (Southern California selected No. 1 by all four polls)

1963 COTTON—No. 1 Texas beat No. 2 Navy, 28-6; ORANGE—No. 6 Nebraska beat No. 5 Auburn, 13-7; ROSE—No. 3 Illinois beat unranked Washington, 17-7; SUGAR—No. 8 Alabama beat No. 7 Mississippi, 12-7. (Texas selected No. 1 by all four polls)

1964 ORANGE—No. 5 Texas beat No. 1 Alabama, 21-17; ROSE—No. 4 Michigan beat No. 8 Oregon St., 34-7; COTTON—No. 2 Arkansas beat No. 6 Nebraska, 10-7; SUGAR—No. 7 LSU beat unranked Syracuse, 13-10. (Alabama selected No. 1 by AP and UPI before losing in the Orange Bowl, while Arkansas No. 1 in FW poll and Notre Dame No. 1 in NFF poll)

1965 (First year final poll taken after bowl games) ROSE—No. 5 UCLA beat No. 1 Michigan St., 14-12; COTTON—Unranked LSU beat No. 2 Arkansas, 14-7; SUGAR—No. 6 Missouri beat unranked Florida, 20-18; ORANGE—No. 4 Alabama beat No. 3 Nebraska, 39-28; BLUEBONNET—No. 7 Tennessee beat unranked Tulsa, 27-6; GATOR—Unranked Georgia Tech beat No. 10 Texas Tech, 31-21. (Alabama selected No. 1 in final poll but Michigan St. named by UPI and NFF polls and tied with Alabama in FW poll)

1966 (Returned to final poll taken before bowls) SUGAR—No. 3 Alabama beat No. 6 Nebraska, 34-7; ROSE—No. 7 Purdue beat unranked Southern California, 14-13; COTTON—No. 4 Georgia beat No. 8 SMU, 24-9; ORANGE—Unranked Florida beat No. 8 Georgia Tech, 27-12; LIBERTY—No. 9 Miami (Fla.) beat unranked Virginia Tech, 14-7. (Notre Dame selected No. 1 by AP, UPI and FW polls and tied with Michigan St. in NFF poll; neither team played in a bowl game and they tied in a regular-season game)

1967 ROSE—No. 1 Southern California beat No. 4 Indiana, 14-3; SUGAR—Unranked LSU beat No. 6 Wyoming, 20-13; ORANGE—No. 3 Oklahoma beat No. 2 Tennessee, 26-24; COTTON—Unranked Texas A&M beat No. 8 Alabama, 20-16; GATOR—No. 10 Penn St. tied unranked Florida St., 17-17. (Southern California selected No. 1 in all four polls)

1968 (Returned to final poll taken after bowl games) ROSE—No. 1 Ohio St. beat No. 2 Southern California, 27-16; SUGAR—No. 9 Arkansas beat No. 4 Georgia, 16-2; ORANGE—No. 3 Penn St. beat No. 6 Kansas, 15-14; COTTON—No. 5 Texas beat No. 8 Tennessee, 36-13; BLUEBONNET—No. 20 SMU beat No. 10 Oklahoma, 28-27; GATOR—No. 16 Missouri beat No. 12 Alabama, 35-10. (Ohio St. remained No. 1)

1969 COTTON—No. 1 Texas beat No. 9 Notre Dame, 21-17; SUGAR—No. 13 Mississippi beat No. 3 Arkansas, 27-22; ORANGE—No. 2 Penn St. beat No. 6 Missouri, 10-3; ROSE—No. 5 Southern California beat No. 7 Michigan, 10-3. (Texas remained No. 1)

1970 COTTON—No. 6 Notre Dame beat No. 1 Texas, 24-11; ROSE—No. 12 Stanford beat No. 2 Ohio St., 27-17; SUGAR—No. 5 Tennessee beat No. 11 Air Force, 34-13; ORANGE—No. 3 Nebraska beat No. 8 LSU, 17-12; PEACH—No. 9 Arizona St. beat unranked North Carolina, 48-26. (Nebraska selected No. 1 in AP and FW polls while Texas was No. 1 in UPI and tied with Ohio St. in NFF poll)

1971 ORANGE—No. 1 Nebraska beat No. 2 Alabama, 38-6; SUGAR—No. 3 Oklahoma beat No. 5 Auburn, 40-22; ROSE—No. 16 Stanford beat No. 4 Michigan, 13-12; GATOR—No. 6 Georgia beat unranked North Carolina, 7-3; COTTON—No. 10 Penn St. beat No. 12 Texas, 30-6; FIESTA—No. 8 Arizona St. beat unranked Florida St., 45-38; BLUEBONNET—No. 7 Colorado beat No. 15 Houston, 29-17. (Nebraska remained No. 1 in all four polls)

1972 ROSE—No. 1 Southern California beat No. 3 Ohio St., 42-17; COTTON—No. 7 Texas beat No. 4 Alabama, 17-13; SUGAR—No. 2 Oklahoma beat No. 5 Penn St., 14-0; ORANGE—No. 9 Nebraska beat No. 12 Notre Dame, 40-6; GATOR—No. 6 Auburn beat No. 13 Colorado, 24-3; BLUEBONNET—No. 11 Tennessee beat No. 10 LSU, 24-17. (Southern California remained No. 1 in all four polls)

1973 SUGAR—No. 3 Notre Dame beat No. 1 Alabama, 24-23; ROSE—No. 4 Ohio St. beat No. 7 Southern California, 42-21; ORANGE—No. 6 Penn St. beat No. 13 LSU, 16-9; COTTON—No. 12 Nebraska beat No. 8 Texas, 19-3; FIESTA—No. 10 Arizona St. beat unranked Pittsburgh, 28-7; BLUEBONNET—No. 14 Houston beat No. 17 Tulane, 47-7. (Notre Dame selected No. 1 in AP, FW and NFF polls, Alabama named No. 1 by UPI. No. 2 Oklahoma was on probation and could not go to a bowl game)

1974 ROSE—No. 5 Southern California beat No. 3 Ohio St., 18-17; ORANGE—No. 9 Notre Dame beat No. 2 Alabama, 13-11; GATOR—No. 6 Auburn beat No. 11 Texas, 27-3; COTTON—No. 7 Penn St. beat No. 12 Baylor, 41-20; SUGAR—No. 8 Nebraska beat No. 18 Florida, 13-10; LIBERTY—Unranked Tennessee beat No. 10 Maryland, 7-3. (Oklahoma selected No. 1 in AP poll despite being on probation and not able to participate in bowl game; Southern California named No. 1 by UPI, FW and NFF polls)

1975 ROSE—No. 11 UCLA beat No. 1 Ohio St., 23-10; ORANGE—No. 3 Oklahoma beat No. 5 Michigan, 14-6; LIBERTY—No. 17 Southern California beat No. 2 Texas A&M, 20-0; SUGAR—No. 4 Alabama beat No. 8 Penn St., 13-6; FIESTA—No. 7 Arizona St. beat No. 6 Nebraska, 17-14; COTTON—No. 18 Arkansas beat No. 12 Georgia, 31-10; BLUEBONNET—No. 9 Texas beat No. 10 Colorado, 38-21. (Oklahoma selected No. 1 in all four polls)

1976 SUGAR—No. 1 Pittsburgh beat No. 5 Georgia, 27-3; ROSE—No. 3 Southern California beat No. 2 Michigan, 14-6; COTTON—No. 6 Houston beat No. 4 Maryland, 30-21; LIBERTY—No. 16 Alabama beat No. 7 UCLA, 36-6; ORANGE—No. 11 Ohio St. beat No. 12 Colorado, 27-10; FIESTA—No. 8 Oklahoma beat unranked Wyoming, 41-7; SUN—No. 10 Texas A&M beat unranked Florida, 37-14; BLUEBONNET—No. 13 Nebraska beat No. 9 Texas Tech, 27-24. (Pittsburgh remained No. 1 in all four polls)

1977 COTTON—No. 5 Notre Dame beat No. 1 Texas, 38-10; ORANGE—No. 6 Arkansas beat No. 2 Oklahoma, 31-6; SUGAR—No. 3 Alabama beat No. 9 Ohio St., 35-6; ROSE—No. 13 Washington beat No. 4 Michigan, 27-20; FIESTA—No. 8 Penn St. beat No. 15 Arizona St., 42-30; GATOR—No. 10 Pittsburgh beat No. 11 Clemson, 34-3. (Notre Dame selected No. 1 in all four polls)

1978 SUGAR—No. 2 Alabama beat No. 1 Penn St., 14-7; ROSE—No. 3 Southern California beat No. 5 Michigan, 17-10; ORANGE—No. 4 Oklahoma beat No. 6 Nebraska, 31-24; COTTON—No. 10 Notre Dame beat No. 9 Houston, 35-34; GATOR—No. 7 Clemson beat No. 20 Ohio St., 17-15; FIESTA—No. 8 Arkansas tied No. 15 UCLA, 10-10. (Alabama selected No. 1 in AP, FW and NFF polls, while Southern California named in UPI)

1979 ROSE—No. 3 Southern California beat No. 1 Ohio St., 17-16; SUGAR—No. 2 Alabama beat No. 6 Arkansas, 24-9; ORANGE—No. 5 Oklahoma beat No. 4 Florida St., 24-7; COTTON—No. 8 Houston beat No. 7 Nebraska, 17-14; SUN—No. 13 Washington beat No. 11 Texas, 14-7; FIESTA—No. 10 Pittsburgh beat unranked Arizona, 16-10. (Alabama selected No. 1 in all four polls)

1980 SUGAR—No. 1 Georgia beat No. 7 Notre Dame, 17-10; ORANGE—No. 4 Oklahoma beat No. 2 Florida St., 18-17; ROSE—No. 5 Michigan beat No. 16 Washington, 23-6; COTTON—No. 9 Alabama beat No. 6 Baylor, 30-2; GATOR—No. 3 Pittsburgh beat No. 18 South Carolina, 37-9; SUN—No. 8 Nebraska beat No. 17 Mississippi St., 31-17; FIESTA—No. 10 Penn St. beat No. 11 Ohio St., 31-19; BLUEBONNET—No. 13 North Carolina beat unranked Texas, 16-7. (Georgia remained No. 1 in all four polls)

1981 ORANGE—No. 1 Clemson beat No. 4 Nebraska, 22-15; SUGAR—No. 10 Pittsburgh beat No. 2 Georgia, 24-20; COTTON—No. 6 Texas beat No. 3 Alabama, 14-12; GATOR—No. 11 North Carolina beat unranked Arkansas, 31-27; ROSE—No. 12 Washington beat No. 13 Iowa, 28-0; FIESTA—No. 7 Penn St. beat No. 8 Southern California, 26-10. (Clemson remained No. 1 in all four polls)

1982 SUGAR—No. 2 Penn St. beat No. 1 Georgia, 27-23; ORANGE—No. 3 Nebraska beat No. 13 LSU, 21-20; COTTON—No. 4 SMU beat No. 6 Pittsburgh, 7-3; ROSE—No. 5 UCLA beat No. 19 Michigan, 24-14; ALOHA—No. 9 Washington beat No. 16 Maryland, 21-20; FIESTA—No. 11 Arizona St. beat No. 12 Oklahoma, 32-21; BLUEBONNET—No. 14 Arkansas beat unranked Florida, 28-24. (Penn St. selected No. 1 in all four polls)

1983 ORANGE—No. 5 Miami (Fla.) beat No. 1 Nebraska, 31-30; COTTON—No. 7 Georgia beat No. 2 Texas, 10-9; SUGAR—No. 3 Auburn beat No. 8 Michigan, 9-7; ROSE—Unranked UCLA beat No. 4 Illinois, 45-9; HOLIDAY—No. 9 Brigham Young beat unranked Missouri, 21-17; GATOR—No. 11 Florida beat No. 10 Iowa, 14-6; FIESTA—No. 14 Ohio St. beat No. 15 Pittsburgh, 28-23. (Miami [Fla.] selected No. 1 in all four polls)

1984 HOLIDAY—No. 1 Brigham Young beat unranked Michigan, 24-17; ORANGE—No. 4 Washington beat No. 2 Oklahoma, 28-17; SUGAR—No. 5 Nebraska beat No. 11 LSU, 28-10; ROSE—No. 18 Southern California beat No. 6 Ohio St., 20-17; COTTON—No. 8 Boston College beat unranked Houston, 45-28; GATOR—No. 9 Oklahoma St. beat No. 7 South Carolina, 21-14; ALOHA—No. 10 SMU beat No. 17 Notre Dame, 27-20. (Brigham Young remained No. 1 in all four polls)

1985 ORANGE—No. 3 Oklahoma beat No. 1 Penn St., 25-10; SUGAR—No. 8 Tennessee beat No. 2 Miami (Fla.), 35-7; ROSE—No. 13 UCLA beat No. 4 Iowa, 45-28; COTTON—No. 11 Texas A&M beat No. 16 Auburn, 36-16; FIESTA—No. 5 Michigan beat No. 7 Nebraska, 27-23; BLUEBONNET—No. 10 Air Force beat unranked Texas, 24-16. (Oklahoma selected No. 1 in all four polls)

1986 FIESTA—No. 2 Penn St. beat No. 1 Miami (Fla.), 14-10; ORANGE—No. 3 Oklahoma beat No. 9 Arkansas, 42-8; ROSE—No. 7 Arizona St. beat No. 4 Michigan, 22-15; SUGAR—No. 6 Nebraska beat No. 5 LSU, 30-15; COTTON—No. 11 Ohio St. beat No. 8 Texas A&M, 28-12; CITRUS—No. 10 Auburn beat unranked Southern California, 16-7; SUN—No. 13 Alabama beat No. 12 Washington, 28-6. (Penn St. selected No. 1 in all four polls)

1987 ORANGE—No. 2 Miami (Fla.) beat No. 1 Oklahoma, 20-14; FIESTA—No. 3 Florida St. beat No. 5 Nebraska, 31-28; SUGAR—No. 4 Syracuse tied No. 6 Auburn, 16-16; ROSE—No. 8 Michigan St. beat No. 16 Southern California, 20-17; COTTON—No. 13 Texas A&M beat No. 12 Notre Dame, 35-10; GATOR—No. 7 LSU beat No. 9 South Carolina, 30-13; ALOHA—No. 10 UCLA beat unranked Florida, 20-16. (Miami [Fla.] selected No. 1 in all four polls)

1988 FIESTA—No. 1 Notre Dame beat No. 3 West Virginia, 34-21; ORANGE—No. 2 Miami (Fla.) beat No. 6 Nebraska, 23-3; SUGAR—No. 4 Florida St. beat No. 7 Auburn, 13-7; ROSE—No. 11 Michigan beat No. 5 Southern California, 22-14; COTTON—No. 9 UCLA beat No. 8 Arkansas, 17-3; CITRUS—No. 13 Clemson beat No. 10 Oklahoma, 13-6. (Notre Dame selected No. 1 in all four polls)

1989 ORANGE—No. 4 Notre Dame beat No. 1 Colorado, 21-6; SUGAR—No. 2 Miami (Fla.) beat No. 7 Alabama, 33-25; ROSE—No. 12 Southern California beat No. 3 Michigan, 17-10; COTTON—No. 8 Tennessee beat No. 10 Arkansas, 31-27; FIESTA—No. 5 Florida St. beat No. 6 Nebraska, 41-17; HALL OF FAME—No. 9 Auburn beat No. 21 Ohio St., 31-14; CITRUS—No. 11 Illinois beat No. 15 Virginia, 31-21. (Miami [Fla.] selected No. 1 in all four polls)

1990 ORANGE—No. 1 Colorado beat No. 5 Notre Dame, 10-9; CITRUS—No. 2 Georgia Tech beat No. 19 Nebraska, 45-10; COTTON—No. 4 Miami (Fla.) beat No. 3 Texas, 46-3; BLOCKBUSTER—No. 6 Florida St. beat No. 7 Penn St., 24-17; ROSE—No. 8 Washington beat No. 17 Iowa, 46-34; GATOR—No. 12 Michigan beat No. 15 Mississippi, 35-3; SUGAR—No. 10 Tennessee beat unranked Virginia, 23-22. (Colorado selected No. 1 in AP, FW and NFF polls, but Georgia Tech picked in UPI poll)

1991 ORANGE—No. 1 Miami (Fla.) beat No. 11 Nebraska, 22-0; ROSE—No. 2 Washington beat No. 4 Michigan, 34-14; COTTON—No. 5 Florida St. beat No. 9 Texas A&M, 10-3; BLOCKBUSTER—No. 8 Alabama beat No. 15 Colorado, 30-25; SUGAR—No. 18 Notre Dame beat No. 3 Florida, 39-28; FIESTA—No. 6 Penn St. beat No. 10 Tennessee, 42-17; CITRUS—No. 14 California beat No. 13 Clemson, 37-13; PEACH—No. 12 East Caro. beat No. 21 North Carolina St., 37-34; HOLIDAY—No. 7 Iowa tied unranked Brigham Young, 13-13. (Miami [Fla.] selected No. 1 in AP poll, while Washington named in USA/CNN, NFF and FW polls)

1992 SUGAR—No. 2 Alabama beat No. 1 Miami (Fla.), 34-13; GATOR—No. 14 Florida beat No. 12 North Carolina St., 27-10; COTTON—No. 5 Notre Dame beat No. 4 Texas A&M, 28-3; HALL OF FAME—No. 17 Tennessee beat No. 16 Boston College, 38-23; CITRUS—No. 8 Georgia beat No. 15 Ohio St., 21-14; ROSE—No. 7 Michigan beat No. 9 Washington, 38-31; ORANGE—No. 3 Florida St. beat No. 11 Nebraska, 27-14; FIESTA—No. 6 Syracuse beat No. 10 Colorado, 26-22; BLOCKBUSTER—No. 13 Stanford beat No. 21 Penn St., 24-3; PEACH—No. 19 North Carolina beat No. 24 Mississippi St., 21-17; COPPER—No. 18 Washington St. beat unranked Utah, 31-28. (Alabama selected No. 1 in all four polls)

1993 ORANGE—No. 1 Florida St. beat No. 2 Nebraska, 18-16; SUGAR—No. 8 Florida beat No. 3 West Virginia, 41-7; ROSE—No. 9 Wisconsin beat No. 14 UCLA, 21-16; COTTON—No. 4 Notre Dame beat No. 7 Texas A&M, 24-21; CARQUEST—No. 15 Boston College beat unranked Virginia, 31-13; FIESTA—No. 16 Arizona beat No. 10 Miami (Fla.), 29-0; FLORIDA CITRUS—No. 13 Penn St. beat No. 6 Tennessee, 31-13; HALL OF FAME—No. 23 Michigan beat unranked North Carolina St., 42-7; GATOR—No. 18 Alabama beat No. 12 North Carolina, 24-10; PEACH—No. 24 Clemson beat unranked Kentucky, 14-13; INDEPENDENCE—No. 22 Virginia Tech beat unranked Indiana, 45-20; HOLIDAY—No. 11 Ohio St. beat unranked Brigham Young, 28-21; COPPER—No. 20 Kansas St. beat unranked Wyoming, 52-17; LIBERTY—No. 25 Louisville beat unranked Michigan St., 18-7; ALOHA—No. 17 Colorado beat No. 25 Fresno St., 41-30; JOHN HANCOCK—No. 19 Oklahoma beat unranked Texas Tech, 41-10. (Florida St. selected in all four major polls—AP, FW, USA/CNN and USA/NFF)

1994 ORANGE—No. 1 Nebraska beat No. 3 Miami (Fla.), 24-17; ROSE—No. 2 Penn St. beat No. 12 Oregon, 38-20; FIESTA—No. 4 Colorado beat unranked Notre Dame, 41-24; SUGAR—No. 7 Florida St. beat No. 5 Florida, 23-17; FLORIDA CITRUS—No. 6 Alabama beat No. 13 Ohio St., 24-17; FREEDOM—No. 14 Utah beat No. 15 Arizona, 16-13; ALOHA—Unranked Boston College beat No. 11 Kansas St., 12-7; HOLIDAY—No. 20 Michigan beat No. 10 Colorado St., 24-14; PEACH—No. 23 North Carolina St. beat No. 16 Mississippi St., 28-24; INDEPENDENCE—No. 18 Virginia beat unranked TCU, 20-10; SUN—Unranked Texas beat No. 19 North Carolina, 35-31; GATOR—Unranked Tennessee beat No. 17 Virginia Tech, 45-23. (Nebraska selected in all four major polls—AP, UPI, USA/CNN and FW)

1995 FIESTA—No. 1 Nebraska beat No. 2 Florida, 62-24; ROSE—No. 17 Southern California beat No. 3 Northwestern, 41-32; FLORIDA CITRUS—No. 4 Tennessee beat No. 4 Ohio St., 20-14; ORANGE—No. 8 Florida St. beat No. 6 Notre Dame, 31-26; COTTON—No. 7 Colorado beat No. 12 Oregon, 38-6; SUGAR—No. 13 Virginia Tech beat No. 9 Texas, 28-10; HOLIDAY—No. 10 Kansas St. beat unranked Colorado St., 54-21; ALOHA—No. 11 Kansas beat unranked UCLA, 51-30; ALAMO—No. 19 Texas A&M beat No. 14 Michigan, 22-20; OUTBACK—No. 15 Penn St. beat No. 16 Auburn, 43-14; PEACH—No. 18 Virginia beat unranked Georgia, 34-27. (Nebraska selected in all four major polls—AP, UPI, USA/CNN and FW)

1996 SUGAR—No. 3 Florida beat No. 1 Florida St., 52-20; FIESTA—No. 7 Penn St. beat No. 20 Texas, 38-15; ROSE—No. 4 Ohio St. beat No. 2 Arizona St., 20-17; COTTON—No. 5 Brigham Young beat No. 14 Kansas St., 19-15; FLORIDA CITRUS—No. 9 Tennessee beat No. 11 Northwestern, 48-28; GATOR—No. 12 North Carolina beat No. 25 West Virginia, 20-13; OUTBACK—No. 16 Alabama beat No. 15 Michigan, 17-14; ORANGE—No. 6 Nebraska beat No. 10 Virginia Tech, 41-21; INDEPENDENCE—Unranked Auburn beat No. 24 Army, 32-29; SUN—Unranked Stanford beat unranked Michigan St., 38-0; HOLIDAY—No. 8 Colorado beat No. 13 Washington, 33-21; ALAMO—No. 21 Iowa beat unranked Texas Tech, 27-0; PEACH—No. 17 LSU beat unranked Clemson, 10-7; COPPER—Unranked Wisconsin beat unranked Utah, 38-10; CARQUEST—No. 19 Miami (Fla.) beat unranked Virginia, 31-21; LIBERTY—No. 23 Syracuse beat unranked Houston, 30-17; ALOHA—Unranked Navy beat unranked California, 42-38; LAS VEGAS—Unranked Nevada beat unranked Ball St., 18-15. (Florida selected in all four major polls—AP, USA/CNN, FW and NFF/HOF)

1997 ROSE—No. 1 Michigan beat No. 9 Washington St., 21-16; ORANGE—No. 2 Nebraska beat No. 7 Tennessee, 42-17; SUGAR—No. 3 Florida St. beat No. 12 Ohio St., 31-14; FIESTA—No. 8 Kansas St. beat No. 21 Syracuse, 35-18; COTTON—No. 5 UCLA beat No. 20 Texas A&M, 29-23; FLORIDA CITRUS—No. 4 Florida beat No. 16 Penn St., 21-6; ALAMO—No. 15 Purdue beat No. 24 Oklahoma St., 33-20; GATOR—No. 6 North Carolina beat unranked Virginia Tech, 42-3; HOLIDAY—No. 17 Colorado St. beat No. 23 Missouri, 35-24; PEACH—No. 11 Auburn beat unranked Clemson, 21-17; LAS VEGAS—Unranked Oregon beat unranked Air Force, 41-13; ALOHA—No. 18 Washington beat unranked Michigan St., 51-23; MOTOR CITY—No. 22 Mississippi beat unranked Marshall, 34-31; INSIGHT.COM—Unranked Arizona beat unranked New Mexico, 20-14; INDEPENDENCE—No. 13 LSU beat unranked Notre Dame, 27-9; CARQUEST—No. 25 Georgia Tech beat unranked West Virginia, 35-30; HUMANITARIAN—Unranked Cincinnati beat unranked Utah St., 35-19; SUN—No. 14 Arizona St. beat unranked Iowa, 17-7; LIBERTY—No. 19 Southern Miss. beat unranked Pittsburgh, 41-7; OUTBACK—No. 10 Georgia beat unranked Wisconsin, 33-6. (Michigan selected by AP [media], FW and NFF/HOF, while Nebraska was picked by the USA/ESPN [coaches])

1998 FIESTA—No. 1 Tennessee beat No. 2 Florida St., 23-16; SUGAR—No. 3 Ohio St. beat No. 8 Texas A&M, 24-14; ROSE—No. 9 Wisconsin beat No. 6 UCLA, 38-31; ORANGE—No. 7 Florida beat No. 18 Syracuse, 31-10; HOLIDAY—No. 5 Arizona beat No. 14 Nebraska, 23-20; FLORIDA CITRUS—No. 15 Michigan beat No. 11 Arkansas, 45-31; GATOR—No. 12 Georgia Tech beat No. 17 Notre Dame, 35-28; COTTON—No. 20 Texas beat No. 25 Mississippi St., 38-11; PEACH—No. 19 Georgia beat No. 13 Virginia, 35-33; LIBERTY—No. 10 Tulane beat unranked Brigham Young, 41-27; OUTBACK—No. 22 Penn St. beat unranked Kentucky, 26-14; MICRON PC—No. 24 Miami (Fla.) beat unranked North Carolina St., 46-23; OAHU CLASSIC—No. 16 Air Force beat unranked Washington, 45-25; ALOHA CLASSIC—Unranked Colorado beat No. 21 Oregon, 51-43; INSIGHT.COM—No. 23 Missouri beat unranked West Virginia, 34-31; LAS VEGAS—Unranked North Carolina beat unranked San Diego St., 20-13; MOTOR CITY—Unranked Marshall beat unranked Louisville, 48-29; MUSIC CITY—Unranked Virginia Tech beat unranked Alabama, 38-7; HUMANITARIAN—Unranked Idaho beat unranked Southern Miss., 42-35; SUN—Unranked TCU beat unranked Southern California, 28-19; INDEPENDENCE—Unranked Mississippi beat unranked Texas Tech, 35-18. (Tennessee, No. 1 in the BCS poll, defeated No. 2 Florida St., 23-16, in the Fiesta Bowl and was named champion in all four major polls—AP [media], USA/ESPN [coaches], FW and NFF/HOF)

1999 SUGAR—No. 1 Florida St. beat No. 2 Virginia Tech, 46-29; FIESTA—No. 3 Nebraska beat No. 6 Tennessee, 31-21; ROSE—No. 4 Wisconsin beat No. 22 Stanford, 17-9; ORANGE—No. 8 Michigan beat No. 5 Alabama, 35-34 in overtime; HOLIDAY—No. 7 Kansas St. beat unranked Washington, 24-20; FLORIDA CITRUS—No. 9 Michigan St. beat No. 10 Florida, 37-34; MOTOR CITY—No. 11 Marshall beat unranked Brigham Young, 21-3; SUN—Unranked Oregon beat No. 12 Minnesota, 24-20; ALAMO—No. 13 Penn St. beat No. 18 Texas A&M, 24-0; COTTON—No. 24 Arkansas beat No. 14 Texas, 27-6; PEACH—No. 15 Mississippi St. beat unranked Clemson, 17-7; LIBERTY—No. 16 Southern Miss. beat unranked Colorado St., 23-17; GATOR—No. 23 Miami (Fla.) beat No. 17 Georgia Tech, 28-13; OUTBACK—No. 21 Georgia beat No. 19 Purdue, 28-25 in overtime; INSIGHT.COM—Unranked Colorado beat No. 25 Boston College, 62-28; LAS VEGAS—Unranked Utah beat unranked Fresno St., 17-16; MOBILE ALABAMA—Unranked TCU beat unranked East Caro., 28-14; ALOHA CLASSIC—Unranked Wake Forest beat unranked Arizona St., 23-3; OAHU CLASSIC—Unranked Hawaii beat unranked Oregon St., 23-17; MUSIC CITY—Unranked Syracuse beat unranked Kentucky, 20-13; HUMANITARIAN—Unranked Boise St. beat unranked Louisville, 34-31; MICRONPC.COM—Unranked Illinois beat unranked Virginia, 63-21; INDEPENDENCE—Unranked Mississippi beat unranked Oklahoma, 27-25. (BCS No. 1 Florida St. beat BCS No. 2 Virginia Tech, 46-29, in the Sugar Bowl and was selected champion in all four major polls—AP [media], USA/ESPN [coaches], FW and NFF/HOF)

2000 ORANGE—No. 1 Oklahoma beat No. 3 Florida St., 13-2; SUGAR—No. 2 Miami (Fla.) beat No. 7 Florida, 37-20; FIESTA—No. 5 Oregon St. beat No. 10 Notre Dame, 41-9; ROSE—No. 4 Washington beat No. 14 Purdue, 34-24; FLORIDA CITRUS—No. 17 Michigan beat No. 20 Auburn, 31-28; GATOR—No. 6 Virginia Tech beat No. 16 Clemson, 41-20; OUTBACK—Unranked South Carolina beat No. 19 Ohio St., 24-7; COTTON—No. 11 Kansas St. beat No. 21 Tennessee, 35-21; INDEPENDENCE—Unranked Mississippi St. beat unranked Texas A&M, 43-41, in overtime; ALAMO—No. 9 Nebraska beat No. 18 Northwestern, 66-17; HOLIDAY—No. 8 Oregon beat No. 12 Texas, 35-30; LIBERTY—No. 23 Colorado St. beat No. 22 Louisville, 22-17; PEACH—Unranked LSU beat No. 15 Georgia Tech, 28-14; OAHU CLASSIC—No. 24 Georgia beat unranked Virginia, 37-14; MOBILE ALABAMA—Unranked Southern Miss. beat No. 13 TCU, 28-21. (BCS No. 1 Oklahoma beat BCS No. 2 Florida St., 13-2, in the Orange Bowl and was selected champion in all four major polls—AP [media], USA/ESPN [coaches], FW and NFF/HOF)

2001 ROSE—No. 1 Miami (Fla.) beat No. 4 Nebraska, 37-14; FIESTA—No. 2 Oregon beat No. 3 Colorado, 38-16; ORANGE—No. 5 Florida beat No. 6 Maryland, 56-23; SUGAR—No. 12 LSU beat No. 7 Illinois, 47-34; FLORIDA CITRUS—No. 8 Tennessee beat No. 17 Michigan, 45-17; GATOR—No. 24 Florida St. beat No. 15 Virginia Tech, 30-17; OUTBACK—No. 14 South Carolina beat No. 22 Ohio St., 31-28; COTTON—No. 10 Oklahoma beat unranked Arkansas, 10-3; PEACH—Unranked North Carolina beat unranked Auburn, 16-10; LIBERTY—No. 23 Louisville beat No. 19 Brigham Young, 28-10; SILICON VALLEY—Unranked Michigan St. beat No. 20 Fresno St., 44-35; SUN—No. 13 Washington St. beat unranked Purdue, 33-27; INSIGHT.COM—No. 18 Syracuse beat unranked Kansas St., 26-3; MOTOR CITY—No. 25 Toledo beat unranked Cincinnati, 23-16; HOLIDAY—No. 9 Texas beat No. 21 Washington, 47-43; MUSIC CITY—Unranked Boston College beat No. 16 Georgia, 20-16; SEATTLE—Unranked Georgia Tech beat No. 11 Stanford, 24-14. (BCS No. 1 Miami [Fla.] beat BCS No. 2 Nebraska, 37-14, in the Rose Bowl and was selected champion in all four major polls—AP [media], USA/ESPN [coaches], FW and NFF/HOF)

2002 FIESTA—No. 2 Ohio St. beat No. 1 Miami (Fla.), 31-24 in two overtimes; **ORANGE**—No. 5 Southern California beat No. 3 Iowa, 38-17; **ROSE**—No. 8 Oklahoma beat No. 7 Washington St., 34-14; **SUGAR**—No. 4 Georgia beat No. 16 Florida St., 26-13; **CAPITAL ONE**—No. 19 Auburn beat No. 10 Penn St., 13-9; **GATOR**—No. 17 North Carolina St. beat No. 11 Notre Dame, 28-6. (BCS No. 2 Ohio St. beat BCS No. 1 Miami [Fla.], 31-24 in two overtimes, in the Fiesta Bowl and was selected champion in all four major polls—AP [media], USA/ESPN [coaches], FW and NFF/HOF).

2003 SUGAR—No. 2 LSU beat No. 3 Oklahoma, 21-14; **FIESTA**—No. 7 Ohio St. beat No. 8 Kansas St., 35-28; **ORANGE**—No. 10 Miami (Fla.) beat No. 9 Florida St., 16-14; **ROSE**—No. 1 Southern California beat No. 4 Michigan, 28-14; **PEACH**—Unranked Clemson beat No. 6 Tennessee, 27-14; **COTTON**—No. 16 Mississippi beat No. 21 Oklahoma St., 31-28; **CAPITAL ONE**—No. 11 Georgia beat No. 12 Purdue, 34-27 in overtime; **OUTBACK**—No. 13 Iowa beat No. 17 Florida, 37-17; **HOLIDAY**—No. 15 Washington St. beat No. 5 Texas, 28-20. (BCS No. 2 LSU beat BCS No. 1 Oklahoma, 21-14, in the Sugar Bowl and was selected champion in two of the four major polls—USA/ESPN and NFF/HOF. BCS No. 3 Southern California beat BCS No. 4 Michigan, 28-14, in the Rose Bowl and was selected champion in the other two major polls—AP and FW).

2004 ORANGE—No. 1 Southern California beat No. 2 Oklahoma, 55-19; **SUGAR**—No. 3 Auburn beat No. 9 Virginia Tech, 16-13; **ROSE**—No. 5 Texas beat No. 12 Michigan, 38-37; **FIESTA**—No. 6 Utah beat No. 20 Pittsburgh, 35-7; **HOLIDAY**—No. 21 Texas Tech beat No. 4 California, 45-31; **OUTBACK**—No. 7 Georgia beat No. 16 Wisconsin, 24-21; **LIBERTY**—No. 8 Louisville beat No. 10 Boise St., 44-40; **CAPITAL ONE**—No. 13 Iowa beat No. 11 LSU, 30-25; **PEACH**—No. 14 Miami (Fla.) beat No. 19 Florida, 27-10; **GATOR**—No. 15 Florida St. beat No. 23 West Virginia, 30-18; **COTTON**—No. 17 Tennessee beat No. 25 Texas A&M, 38-7; **MPC COMPUTERS**—Unranked Fresno St. beat No. 18 Virginia, 37-34 in overtime; **ALAMO**—No. 22 Ohio St. beat unranked Oklahoma St., 33-7; **SUN**—No. 24 Arizona St. beat unranked Purdue, 27-23. (BCS No. 1 Southern California beat BCS No. 2 Oklahoma, 55-19, in the Orange Bowl and was selected champion in all four major polls—AP [media], USA/ESPN [coaches], FW and NFF/HOF).

2005 ROSE—No. 2 Texas beat No. 1 Southern California, 41-38; **ORANGE**—No. 3 Penn St. beat No. 22 Florida St., 26-23 in three overtimes; **FIESTA**—No. 4 Ohio St. beat No. 5 Notre Dame, 34-20; **HOLIDAY**—Unranked Oklahoma beat No. 6 Oregon, 17-14; **CAPITAL ONE**—No. 21 Wisconsin beat No. 7 Auburn, 24-10; **SUGAR**—No. 11 West Virginia beat No. 8 Georgia, 38-35; **PEACH**—No. 10 LSU beat No. 9 Miami (Fla.), 40-3; **GATOR**—No. 12 Virginia Tech beat No. 15 Louisville, 35-24; **COTTON**—No. 13 Alabama beat No. 18 Texas Tech, 13-10; **HOUSTON**—No. 14 TCU beat unranked Iowa St., 27-24; **OUTBACK**—No. 16 Florida beat No. 25 Iowa, 31-24; **SUN**—No. 17 UCLA beat unranked Northwestern, 50-38; **MPC COMPUTERS**—No. 19 Boston College beat unranked Boise St., 27-21; **ALAMO**—Unranked Nebraska beat No. 20 Michigan, 32-28; **CHAMPS SPORTS**—No. 23 Clemson beat unranked Colorado, 19-10; **EMERALD**—Unranked Utah beat No. 24 Georgia Tech, 38-10. (BCS No. 2 Texas beat BCS No. 1 Southern California, 41-38, in the Rose Bowl and was selected champion in all four major polls—AP [media], USA/ESPN [coaches], FW and NFF/HOF).

Most Consecutive Bowl-Game Victories

(Bowls do not have to be in consecutive years; year listed is calendar year in which bowl was played)

| College | Victories (Years) |
|---------------------------|---|
| Florida St. | 11 (1985-86-88-89-90-91-92-93-94-95-96) |
| Southern California | 9 (1923-24-30-32-33-39-40-44-45) |
| Georgia Tech | 8 (1947-48-52-53-54-55-56-56) |
| UCLA | 8 (1983-84-85-86-86-87-89-91) |
| Syracuse | 7 (1989-89-90-92-93-96-96) |
| Alabama | 6 (1975-76-78-79-80-81) |
| Colorado | 6 (1993-95-96-97-98-99) |

| College | Victories (Years) |
|---------------------------|---|
| Nebraska | 6 (1969-71-72-73-74-74) |
| Southern California | 6 (1975-75-77-77-79-80) |
| Alabama | 5 (1991-93-93-95-97) |
| Arizona St. | 5 (1970-71-72-73-75) |
| Boston College | 5 (2000-01-02-03-04) |
| Clemson | 5 (1986-88-89-89-91) |
| Fresno St. | 5 (1961-82-85-88-89) |
| Georgia Tech | 5 (1985-91-91-97-99) |
| LSU | 5 (1995-96-97-2000-02) |
| Marshall | 5 (1998-99-2000-01-02) |
| Miami (Fla.) | 5 (1988-89-90-91-92) |
| Miami (Fla.) | 5 (1996-98-2000-01-02) |
| Mississippi | 5 (1956-58-58-60-61) |
| North Carolina | 5 (1995-97-98-98-2001) |
| Notre Dame | 5 (1973-75-76-78-79) |
| Penn St. | 5 (1979-80-81-82-83) |
| Tennessee | 5 (1986-86-88-90-91) |
| Texas | 5 (1964-65-66-69-70) |
| 30 teams with..... | 4 (Most recent; Ohio St. – 2003-04-05-06) |

Most Consecutive Seasons With Bowl-Game Victories

- 11 Florida St.—85 Gator, Oklahoma St. 34-23; 86 All-American, Indiana 27-13; 87 Fiesta, Nebraska 31-28; 88 Sugar, Auburn 13-7; 89 Fiesta, Nebraska 41-17; 90 Blockbuster, Penn St. 24-17; 92 Cotton, Texas A&M 10-2; 93 Orange, Nebraska 27-14; 94 Orange, Nebraska 18-16; 95 Sugar, Florida 23-17; 96 Orange, Notre Dame 31-26. Coach: Bobby Bowden.
- 7 UCLA—83 Rose, Michigan 24-14; 84 Rose, Illinois 45-9; 85 Fiesta, Miami (Fla.) 39-37; 86 Rose, Iowa 45-28; 86 Freedom, Brigham Young 31-10; 87 Aloha, Florida 20-16; 89 Cotton, Arkansas, 17-3. Coach: Terry Donahue.
- 6 Georgia Tech—52 Orange, Baylor 17-14; 53 Sugar, Mississippi 24-7; 54 Sugar, West Virginia 42-19; 55 Cotton, Arkansas 14-6; 56 Sugar, Pittsburgh 7-0; 56 Gator, Pittsburgh 21-14. Coach: Bobby Dodd.
- 6 Nebraska—69 Sun, Georgia 45-6; 71 Orange, LSU 17-12; 72 Orange, Alabama 38-6; 73 Orange, Notre Dame 40-6; 74 Cotton, Texas 19-3; 74 Sugar, Florida 13-10. Coaches: Bob Devaney first four games, Tom Osborne last two.
- 6 Alabama—75 Sugar, Penn St. 13-6; 76 Liberty, UCLA 36-6; 78 Sugar, Ohio St. 35-6; 79 Sugar, Penn St. 14-7; 80 Sugar, Arkansas 24-9; 81 Cotton, Baylor 30-2. Coach: Paul "Bear" Bryant.
- 6 Southern California—75 Rose, Ohio St. 18-17; 75 Liberty, Texas A&M 20-0; 77 Rose, Michigan 14-6; 77 Bluebonnet, Texas A&M 47-28; 79 Rose, Michigan 17-10; 80 Rose, Ohio St. 17-16. Coaches: John McKay first two games, John Robinson last four.

Active Consecutive Appearances in Bowl Games

(Must have appeared in 2005-06 bowls)

| Team | Appearances | Team | Appearances |
|------------------|-------------|---------------------|-------------|
| Michigan | 31 | Virginia Tech | 13 |
| Florida St. | 24 | Ohio St. | 11 |
| Florida | 15 | | |

Undefeated, Untied Team Matchups in Bowl Games

| Bowl | Date | Winner (Record Going In, Coach) | Loser (Record Going In, Coach) |
|--------|----------|---|--------------------------------|
| Rose | 1-1-21 | California 28 (8-0, Andy Smith) | Ohio St. 0 (7-0, John Wilce) |
| Rose | 1-2-22 | 0-0 tie: California (9-0, Andy Smith); Wash. & Jeff. (10-0, Earle "Greasy" Neale) | |
| Rose | 1-1-27 | 7-7 tie: Alabama (9-0, Wallace Wade); Stanford (10-0, Glenn "Pop" Warner) | |
| Rose | 1-1-31 | Alabama 24 (9-0, Wallace Wade) | |
| Orange | 1-2-39 | Tennessee 17 (10-0, Bob Neyland) | |
| Sugar | 1-1-41 | Boston College 19 (10-0, Frank Leahy) | |
| Sugar | 1-1-52 | Maryland 28 (9-0, Jim Tatum) | |
| Orange | 1-2-56 | Oklahoma 20 (10-0, Bud Wilkinson) | |
| Orange | 1-1-72 | Nebraska 38 (12-0, Bob Devaney) | |
| Sugar | 12-31-73 | Notre Dame 24 (10-0, Ara Parseghian) | |
| Fiesta | 1-2-87 | Penn St. 14 (11-0, Joe Paterno) | |
| Orange | 1-1-88 | Miami (Fla.) 20 (11-0, Jimmy Johnson) | |
| Fiesta | 1-2-89 | Notre Dame 34 (11-0, Lou Holtz) | |
| Sugar | 1-1-93 | Alabama 34 (12-0, Gene Stallings) | |
| Fiesta | 1-2-96 | Nebraska 62 (11-0, Tom Osborne) | |
| Sugar | 1-4-00 | Florida St. 46 (11-0, Bobby Bowden) | |
| Fiesta | 1-3-03 | Ohio St. 31 (13-0, Jim Tressel) | |
| Orange | 1-4-05 | Southern California 55 (12-0, Pete Carroll) | |
| Rose | 1-4-06 | Texas 41 (12-0, Mack Brown) | |
| | | Washington St. 0 (9-0, Orin "Babe" Hollingbery) | |
| | | Oklahoma 0 (10-0, Tom Stidham) | |
| | | Tennessee 13 (10-0, Bob Neyland) | |
| | | Tennessee 13 (10-0, Bob Neyland) | |
| | | Maryland 6 (10-0, Jim Tatum) | |
| | | Alabama 6 (11-0, Paul "Bear" Bryant) | |
| | | Alabama 23 (11-0, Paul "Bear" Bryant) | |
| | | Miami (Fla.) 10 (11-0, Jimmy Johnson) | |
| | | Oklahoma 14 (11-0, Barry Switzer) | |
| | | West Virginia 21 (11-0, Don Nehlen) | |
| | | Miami (Fla.) 13 (11-0, Dennis Erickson) | |
| | | Florida 24 (12-0, Steve Spurrier) | |
| | | Virginia Tech 29 (11-0, Frank Beamer) | |
| | | Miami (Fla.) 24 (2 of) (12-0, Larry Coker) | |
| | | Oklahoma 19 (12-0, Bob Stoops) | |
| | | Southern California 38 (12-0, Pete Carroll) | |

Undefeated Team Matchups in Bowl Games

(Both teams were undefeated but one or both was tied one or more times)

| Bowl | Date | Winner (Record Going In, Coach) |
|------------|----------|---|
| Rose | 1-1-25 | Notre Dame 27 (9-0, Knute Rockne) |
| Rose | 1-1-26 | Alabama 20 (9-0, Wallace Wade) |
| Rose | 1-2-33 | Southern California 35 (9-0, Howard Jones) |
| Rose | 1-1-35 | Alabama 29 (9-0, Frank Thomas) |
| Rose | 1-1-38 | California 13 (9-0-1, Leonard "Stub" Allison) |
| Rose | 1-1-40 | Southern California 14 (7-0-2, Howard Jones) |
| Sugar | 1-1-40 | Texas A&M 14 (10-0, Homer Norton) |
| Rose | 1-1-45 | Southern California 25 (7-0-2, Jeff Cravath) |
| Cotton | 1-1-48 | 13-13 tie: Penn St. (9-0, Bob Higgins); SMU (9-0-1, Matty Bell) |
| Orange | 1-1-51 | Clemson 15 (8-0-1, Frank Howard) |
| Sugar | 1-1-53 | Georgia Tech 24 (11-0, Bobby Dodd) |
| Rose | 1-1-69 | Ohio St. 27 (9-0, Woody Hayes) |
| Rose | 1-1-80 | Southern California 17 (10-0-1, John Robinson) |
| California | 12-14-85 | Fresno St. 51 (10-0-1, Jim Sweeney) |

| Loser (Record Going In, Coach) |
|--|
| Stanford 10 (7-0-1, Glenn "Pop" Warner) |
| Washington 19 (10-0-1, Enoch Bagshaw) |
| Pittsburgh 0 (8-0-2, Jack Sutherland) |
| Stanford 13 (9-0-1, Claude "Tiny" Thornhill) |
| Alabama 0 (9-0, Frank Thomas) |
| Tennessee 0 (10-0, Bob Neyland) |
| Tulane 13 (8-0-1, Lowell "Red" Dawson) |
| Tennessee 0 (7-0-1, John Barnhill) |
| Miami (Fla.) 14 (9-0-1, Andy Gustafson) |
| Mississippi 7 (8-0-2, John Vaught) |
| Southern California 16 (9-0-1, John McKay) |
| Ohio St. 16 (11-0, Earle Bruce) |
| Bowling Green 7 (11-0, Denny Stolz) |

Bowl Rematches of Regular-Season Opponents

| Date | Regular Season | Date | Bowl-Game Rematch |
|----------|---|----------|--|
| 10-9-43 | Texas A&M 28, LSU 13 | 1-1-44 | (Orange) LSU 19, Texas A&M 14 |
| 11-22-45 | South Carolina 13, Wake Forest 13 | 1-1-46 | (Gator) Wake Forest 26, South Carolina 14 |
| 10-6-56 | Iowa 14, Oregon St. 13 | 1-1-57 | (Rose) Iowa 35, Oregon St. 19 |
| 10-31-59 | LSU 7, Mississippi 3 | 1-1-60 | (Sugar) Mississippi 21, LSU 0 |
| 9-18-65 | Michigan St. 13, UCLA 3 | 1-1-66 | (Rose) UCLA 14, Michigan St. 12 |
| 10-4-75 | Ohio St. 41, UCLA 20 | 1-1-76 | (Rose) UCLA 23, Ohio St. 10 |
| 11-11-78 | Nebraska 17, Oklahoma 14 | 1-1-79 | (Orange) Oklahoma 31, Nebraska 24 |
| 9-25-82 | UCLA 31, Michigan 27 | 1-1-83 | (Rose) UCLA 24, Michigan 14 |
| 9-7-87 | Michigan St. 27, Southern California 13 | 1-1-88 | (Rose) Michigan St. 20, Southern California 17 |
| 11-26-94 | Florida 31, Florida St. 31 | 1-2-95 | (Sugar) Florida St. 23, Florida 17 |
| 9-23-95 | Toledo 49, Nevada 35 | 12-14-95 | (Las Vegas) Toledo 40, Nevada 37 (ot) |
| 11-30-96 | Florida St. 24, Florida 21 | 1-2-97 | (Sugar) Florida 52, Florida St. 20 |
| 11-15-97 | Notre Dame 24, LSU 6 | 12-28-97 | (Independence) LSU 27, Notre Dame 9 |

Bowl-Game Facts

The Bowl/Basketball Connection

Eleven times in history, a football bowl winner also won the NCAA men's basketball championship during the same academic year. They are as follows:

| Year | School | Bowl | Date of Bowl |
|---------|--------------------|----------------|--------------|
| 2005-06 | Florida | Outback | 1-2-06 |
| 1999-00 | Michigan St. | Florida Citrus | 1-1-00 |
| 1992-93 | North Carolina | Peach | 1-2-93 |
| 1988-89 | Michigan | Rose | 1-2-89 |
| 1981-82 | North Carolina | Gator | 12-28-81 |
| 1973-74 | North Carolina St. | Liberty | 12-17-73 |
| 1965-66 | UTEP | Sun | 12-31-65 |
| 1950-51 | Kentucky | Sugar | 1-1-51 |
| 1947-48 | Kentucky | Great Lakes | 12-6-47 |
| 1945-46 | Oklahoma St. | Sugar | 1-1-46 |
| 1944-45 | Oklahoma St. | Cotton | 1-1-45 |

One-Time Wonders

Nine major-college teams have played in only one bowl game in their football history, and three of those have posted victories. The one-time bowlers (listed alphabetically) are as follows:

| School | Date | Bowl | Opponent (Score) |
|---------------|----------|----------------|---------------------------|
| Akron | 12-26-05 | Motor City | Memphis (L, 38-31) |
| UAB | 12-24-04 | Hawaii | Hawaii (L, 59-40) |
| Arkansas St. | 12-20-05 | New Orleans | Southern Miss. (L, 31-19) |
| Connecticut | 12-27-04 | Motor City | Toledo (W, 39-10) |
| UCF | 12-24-05 | Hawaii | Nevada (L, 49-48 (ot)) |
| Eastern Mich. | 12-12-87 | California | San Jose St. (W, 30-27) |
| Idaho | 12-30-98 | Humanitarian | Southern Miss. (W, 42-35) |
| Kent St. | 12-29-72 | Tangerine | Tampa (L, 21-18) |
| Troy | 12-30-04 | Silicon Valley | Northern Ill. (L, 34-21) |

Year-by-Year Bowl Facts

(A note about bowl-game dates: Traditionally, bowl games have been played on January 1, but as more bowl games joined the holiday lineup, schedule adjustments were made whereby some bowl games are now played as early as mid-December. In the interest of avoiding confusion, all years referred to in bowl records are the actual calendar year in which the bowl game was played.)

1917 Coach Hugo Bezdek led the first of three teams to the Rose Bowl from 1917 to 1923. His Oregon team beat Penn, 14-0, in 1917; his Mare Island squad defeated Camp Lewis, 19-7, in 1918; and his Penn State team lost to Southern California, 14-3, in 1923. In his 1923 trip with the Nittany Lions, Bezdek almost came to blows with Southern California coach Elmer "Gloomy Gus" Henderson because Penn State did not arrive for the game until an hour after the scheduled kickoff time. Henderson accused Bezdek of not taking the field until the hot California sun had gone down to give his winterized Easterners an advantage.

1919 George Halas (yes, "Papa Bear") was the player of the game for Great Lakes Naval Training Station in Chicago as the Sailors shut out Mare Island, 17-0, in another of the wartime Rose Bowls.

1923 The first Rose Bowl game actually played in the stadium in Pasadena saw Southern California defeat Penn State, 14-3.

1926 Johnny Mack Brown, one of Hollywood's most famous movie cowboys, also was one of college football's most exciting players at Alabama. He was selected player of the game for the Rose Bowl in the Crimson Tide's 20-19 victory over Washington.

1927 The Rose Bowl becomes the first coast-to-coast radio broadcast of a sporting event.

1929 The Rose Bowl game became one of the most famous in bowl history because of California player Roy Riegels' now-legendary wrong-way run. Early in the second quarter, with each team just changing possessions, Georgia Tech was on its own 20. Tech halfback Stumpy Thompson broke for a seven-yard run, fumbled, and Riegels picked up the ball, momentarily headed for the Tech goal, then reversed his field and started running the wrong way. Teammate Benny Lom tried to stop him and finally did on the California one-yard line, where the dazed Riegels was pounced on by a group of Tech tacklers. Lom went back to punt on the next play and the kick was blocked out of the end zone for a safety, which decided the contest, eventually won by Georgia Tech, 8-7.

1938 The first Orange Bowl played in Miami's new stadium, which seated 22,000 at the time, saw Auburn edge Michigan State, 6-0. Also, in the second annual Cotton Bowl, Colorado's do-it-all standout Byron "Whizzer" White, the Rhodes Scholar and future U.S. Supreme Court justice, passed for one score and returned a pass interception for another, but the Buffs lost to Rice, 28-14.

1941 On December 6, 1941, Hawaii defeated Willamette, 20-6, but a second Rainbows' postseason game, scheduled with San Jose State for the next week, was cancelled after the attack on Pearl Harbor.

1942 You would think a team making only one first down and gaining only 75 yards to its opponent's 309 yards could not come out of a game a 29-21 victor, but it happened in the Cotton Bowl as Alabama downed Texas A&M. The Tide intercepted seven of A&M's 42 passes and recovered five Aggie fumbles. Also, the Rose Bowl was moved for one year to Durham, N.C., because of wartime considerations that precluded large gatherings on the West Coast, and Oregon State downed Duke, 20-16.

1946 The first and only bowl game decided after time expired was the Orange Bowl when Miami (Florida) downed Holy Cross, 13-6. Time expired as Miami halfback Al Hudson returned an 89-yard intercepted pass for the deciding score.

1949 A Pacific Coast team had never been allowed to play in a major bowl other than the Rose Bowl, but the conference leadership let Oregon play in the Cotton Bowl against SMU. Doak Walker and Kyle Rote led SMU to a 20-13 victory over the Ducks and quarterback Norm Van Brocklin. John McKay, later the head coach at Southern California, also was on the Oregon roster.

1953 The Rose, Cotton, Sugar and Orange Bowls were televised nationally for the first time.

1954 Dicky Maegle of Rice may be the best-remembered bowl player, not because of his 265 yards rushing and three touchdowns vs. Alabama in 1954, but because of what happened on a 95-yard scoring run. Alabama's Tommy Lewis became infamous by coming off the bench to tackle Maegle in the Cotton Bowl, won by Rice, 28-6.

1960 In one of those pupil-vs.-teacher battles, former Georgia Tech player and assistant coach Frank Broyles led his Arkansas Razorbacks to a 14-7 Gator Bowl victory over his former coach, Bobby Dodd, and the Yellow Jackets.

1962 Oregon State quarterback Terry Baker turned in the longest run in bowl history with a 99-yard scamper to down Villanova, 6-0, in the Liberty Bowl. Baker, an outstanding athlete, became the only Heisman Trophy winner to play in an NCAA Final Four basketball game later that academic year (1963).

1964 Utah and West Virginia became the first teams to play a major bowl game indoors when they met in the Atlantic City Convention Hall. Utah won the Liberty Bowl, 32-6, beneath the bright indoor lights.

1965 The first Orange Bowl played under the lights in Miami saw Texas stun national champion Alabama and quarterback Joe Namath, 21-17.

1968 It was the student beating the teacher in the Cotton Bowl as Texas A&M head coach Gene Stallings saw his Aggies hold on for a 20-16 victory over Alabama and legendary head coach Paul "Bear" Bryant. Stallings had played (at Texas A&M) and coached (at Alabama) under Bryant. The "Bear" met Stallings at midfield after the contest and lifted the 6-foot-3 Aggie coach up in admiration. Also, the Astro-Bluebonnet Bowl (also known as the Bluebonnet Bowl) became the first bowl game to be played in a domed stadium as the Astrodome served as the site of the December 31, 1968, game between SMU (28) and Oklahoma (27).

1970 Three of the four legendary Four Horsemen of Notre Dame came to Dallas to watch the Fighting Irish drop a 21-17 Cotton Bowl game to Texas. The only other time Notre Dame had played in a bowl game was the 1925 Rose Bowl, when the Four Horsemen led the Irish to a 27-10 victory over Stanford.

1971 Notre Dame snapped the second-longest winning streak going into a bowl game by halting Texas' 30-game string, 24-11, in the Cotton Bowl. In 1951, Kentucky had stopped Oklahoma's 31-game streak in the Sugar Bowl, 13-7.

1976 Archie Griffin started his fourth straight Rose Bowl for Ohio State (1973-76), totaling 412 yards on 79 carries in the four games. The Buckeyes, under legendary head coach Woody Hayes, won only the 1974 contest, but Griffin is the only player to win two Heisman Trophies (1974-75).

1989 Texas Tech's James Gray set a college bowl record with 280 yards rushing (broken by Georgia Tech's P.J. Daniels with 307 yards in the 2004 Humanitarian Bowl) in the All-American Bowl against Duke. Brigham Young's Ty Detmer set the bowl passing mark with 576 yards (tied by Marshall's Byron Leftwich in the 2001 GMAC Bowl) versus Penn State in the Holiday Bowl.

Special Regular- and Postseason Games

Postseason Games

UNSANCTIONED OR OTHER BOWLS

The following bowl and/or postseason games were unsanctioned by the NCAA or otherwise had no team classified as major college at the time of the bowl. Most are postseason games; in many cases, complete dates and/or statistics are not available and the scores are listed only to provide a historical reference. Attendance of the game, if known, is listed in parentheses after the score.

ALL-SPORTS BOWL (Oklahoma City, Okla.)

12-9-61—Okla. Panhandle 28, Langston 14 (8,000)
12-8-62—Neb.-Omaha 34, East Central 21 (2,500)
12-7-63—Northeastern St. 59, Slippery Rock 12
12-5-64—Sul Ross St. 21, East Central 13

ALUMINUM BOWL (NAIA TITLE GAME) (Little Rock, Ark.)

12-22-56—Montana St. 0, St. Joseph's (Ind.) 0

ANGEL BOWL (Los Angeles, Calif.)

12-28-46—Florida A&M 6, Wiley 6 (12,000)

AZALEA BOWL (Orlando, Fla.)

1-1-46—Knoxville 18, Florida Normal 0 (4,000)

AZALEA CLASSIC (Mobile, Ala.)

12-4-71—Jackson St. 40, Alabama A&M 21
12-7-74—Bethune-Cookman 19, Langston 3 (1,000)

AZTEC BOWL (Mexico)

12-50—Whittier 27, Mexico All-Stars 14 (at Mexico City)
12-53—Mexico City 45, Eastern N.M. 26 (at Mexico City)
12-97—Division III All-Stars 42, Mexico Collegians 41 (12,000) (at Toluca)
12-12-98—Division III All-Stars 40, Mexico Collegians 13 (18,000) (at Monterrey)
12-99—Division III All-Stars 44, Mexico Collegians 13 (12,000) (at Mexico City)
12-00—Division III All-Stars 27, Mexico Collegians 26 (8,000) (at Merida)
12-15-01—Division III All-Stars 37, Mexico Collegians 5 (10,000) (at Saltillo)
12-02—Division III All-Stars 15, Mexico Collegians 9 (6,000) (at Torreón)

12-13-03—Mexico Collegians 34, Division III All-Stars 31 (8,000) (at Cancun)
12-11-04—Division III All-Stars 23, Mexico Collegians 3 (8,000) (at Cancun)
12-17-05—Division III All-Stars 53, Mexico Collegians 15 (13,000) (at Toluca)

BEAN BOWL (Scottsbluff, Neb.)

11-24-49—Idaho St. 20, Chadron St. 2
11-23-50—Doane 14, Northern Colo. 6

BEAVER BOWL (Corry, Pa.)

11-15-58—Slippery Rock 6, Edinboro 0 (3,000)

BICENTENNIAL BOWL (Little Rock, Ark.)

11-29-75—Henderson St. 27, East Central 14 (2,000)

BICENTENNIAL BOWL (Richmond, Va.)

12-11-76—South Carolina St. 26, Norfolk St. 10 (7,500)

BOOT HILL BOWL (Dodge City, Kan.)

12-70—Cameron 13, N.M. Highlands 12
12-4-71—Dakota St. 23, Northwestern Okla. 20 (2,000)
12-2-72—William Penn 17, Emporia St. 14 (2,000)
12-1-73—Millikin 51, Bethany (Kan.) 7 (1,600)
11-30-74—Washburn 21, Millikin 7 (2,500)
11-22-75—Buena Vista 24, St. Mary's (Kan.) 21 (2,700)
11-20-76—Benedictine 29, Washburn 14 (3,000)
11-19-77—Mo. Western St. 35, Benedictine 30 (1,000)
11-18-78—Chadron St. 30, Baker (Kan.) 19 (3,000)
11-17-79—Pittsburg St. 43, Peru St. 14 (2,800)
11-21-80—Cameron 34, Adams St. 16

BOTANY BOWL

11-24-55—Neb.-Kearney 34, Northern St. 13

BOY'S RANCH BOWL (Abilene, Texas)

12-13-47—Missouri Valley 20, McMurry 13 (2,500)

BURLEY BOWL (Johnson City, Tenn.)

1-1-46—High Point 7, Milligan 7 (3,500)
11-28-46—Southeastern La. 21, Milligan 13 (7,500)
11-27-47—West Chester 20, Carson-Newman 6 (10,000)
11-25-48—West Chester 7, Appalachian St. 2 (12,000)
11-24-49—Emory & Henry 32, Hanover 0 (12,000)

11-23-50—Emory & Henry 26, Appalachian St. 6 (12,000)
11-22-51—Charleston (W.V.) 27, Lebanon Valley 20 (9,000)
11-27-52—East Tenn. St. 34, Emory & Henry 16
11-26-53—East Tenn. St. 48, Emory & Henry 12
11-25-54—Appalachian St. 28, East Tenn. St. 13
11-24-55—East Tenn. St. 7, Appalachian St. 0
11-22-56—Memphis 32, East Tenn. St. 12

CAJUN BOWL

12-47—McNeese St. 0, Southern Ark. 0

CATTLE BOWL (Fort Worth, Texas)

1-1-47—Ark.-Pine Bluff 7, Lane 0 (1,000)
1-1-48—Samuel Huston 7, Philander Smith 0 (800)

CEMENT BOWL (Allentown, Pa.)

12-8-62—West Chester 46, Hofstra 12

CHARITY BOWL (Los Angeles, Calif.)

12-25-37—Fresno St. 27, Central Ark. 26 (5,000)

CHRISTMAS BOWL (Natchitoches, La.)

12-6-58—Northwestern St. 18, Sam Houston St. 11
12-5-59—Delta St. 19, East Central 0

CIGAR BOWL (Tampa, Fla.)

1-1-47—Delaware 21, Rollins 7 (9,500)
1-1-48—Missouri Valley 26, West Chester 7 (10,000)
1-1-49—Missouri Valley 13, St. Thomas (Minn.) 13 (11,000)
1-2-50—Florida St. 19, Wofford 6 (14,000)
1-1-51—Wis.-La Crosse 47, Valparaiso 14 (12,000)
12-29-51—Brooke Army Medical 20, Camp Lejeune Marines 0 (7,500) (see Cigar Bowl in Service Games)
12-13-52—Tampa 21, Lenoir-Rhyne 12 (7,500)
1-1-54—Missouri Valley 12, Wis.-La Crosse 12 (5,000)
12-17-54—Tampa 21, Charleston (W.V.) 0

CITRACADO BOWL

(see Citracado Bowl in Service Games)

COCONUT BOWL (Miami, Fla.)

1-1-42—Florida Normal 0, Miami All-Stars 0 (9,000)
1-1-46—Bethune-Cookman 32, Albany St. (Ga.) 0 (5,000)
1-1-47—Bethune-Cookman 13, Columbia (S.C.) Sporting Club 0 (5,000)

**CORN BOWL
(Bloomington, Ill.)**

11-27-47—Southern Ill. 21, North Central (Ill.) 0 (5,500)
 11-25-48—Ill. Wesleyan 6, Eastern Ill. 0 (8,500)
 11-24-49—Western Ill. 13, Wheaton (Ill.) 0 (4,567)
 11-23-50—Mo.-Rolla 7, Illinois St. 6 (2,500)
 11-22-51—Lewis 21, William Jewell 12 (2,000)
 11-26-53—Western Ill. 32, Iowa Wesleyan 0
 11-24-55—Luther 24, Western Ill. 20 (3,100)

**COSMOPOLITAN BOWL
(Alexandria, La.)**

12-51—McNeese St. 13, Louisiana Col. 6

**COTTON-TOBACCO BOWL
(Greensboro, N.C.)**

1-1-46—Johnson C. Smith 18, Allen 6
 1-1-47—Norfolk St. 0, Richmond 0 (10,000)

**COWBOY BOWL
(Lawton, Okla.)**

12-11-71—Howard Payne 16, Cameron 13
 12-9-72—Harding 30, Langston 27

**DOLL AND TOY CHARITY GAME
(Gulfport, Miss.)**

12-3-37—Southern Miss. 7, Appalachian St. 0 (2,000)

**EASTERN BOWL
(Allentown, Pa.)**

12-14-63—East Caro. 27, Northeastern 6 (2,700)

ELKS BOWL

1-2-54—Charleston (W.V.) 12, East Caro. 0 (4,500) (at Greenville, N.C.)
 12-11-54—Newberry 20, Appalachian St. 13 (at Raleigh, N.C.)

**FISH BOWL
(Corpus Christi, Texas)**

11-48—Southwestern (Tex.) 7, Corpus Christi 0

**FISH BOWL
(Norfolk, Va.)**

12-4-48—Hampton 20, Central St. 19

**FLOWER BOWL
(Jacksonville, Fla.)**

1-1-42—Johnson C. Smith 13, Lane 0 (4,500)
 1-1-43—N.C. A&T 14, Southern U. 6 (2,000)
 1-1-44—Allen 33, Winston-Salem 0 (2,000)
 1-1-45—Texas College 18, N.C. A&T 0 (5,000)
 1-1-46—Grambling 19, Lane 6 (6,000)
 1-1-47—Delaware St. 7, Florida Normal 6 (3,000)
 1-1-48—Bethune-Cookman 6, Lane 0 (3,000)

**FRUIT BOWL
(San Francisco, Calif.)**

12-14-47—Central St. 26, Prairie View 0 (9,000)
 12-5-48—Southern U. 30, San Fran. St. 0 (5,000)

**GATE CITY BOWL
(Atlanta, Ga.)**

12-21-74—Tuskegee 15, Norfolk St. 14 (6,252)

**GLASS BOWL
(Toledo, Ohio)**

12-7-46—Toledo 21, Bates 12 (12,000)
 12-6-47—Toledo 20, New Hampshire 14 (13,500)
 12-4-48—Toledo 27, Oklahoma City 14 (8,500)
 12-3-49—Cincinnati 33, Toledo 13

**GOLD BOWL
(Richmond, Va.)**

12-3-77—South Carolina St. 10, Winston-Salem 7 (14,000)
 12-2-78—Virginia Union 21, N.C. A&T 6 (7,500)
 12-1-79—South Carolina St. 39, Norfolk St. 7 (8,000)
 12-6-80—N.C. A&T 37, N.C. Central 0 (3,374)

**GOLDEN ISLES BOWL
(Brunswick, Ga.)**

12-1-62—McNeese St. 21, Samford 14

**GRAPE BOWL
(Lodi, Calif.)**

12-13-47—Pacific 35, Utah St. 21 (12,000)
 12-11-48—Hardin-Simmons 35, Pacific 35 (10,000)

**GREAT LAKES BOWL
(Cleveland, Ohio)**

12-5-48—John Carroll 14, Canisius 13 (18,000)

**GREAT SOUTHWEST BOWL
(Grand Prairie, Texas)**

12-31-60—Tex. A&M-Kingsville 45, Arkansas Tech 14 (3,900)

**HOLIDAY BOWL
(St. Petersburg, Fla.)**

12-21-57—Pittsburg St. 27, Hillsdale 26
 12-20-58—Northeastern St. 19, Northern Ariz. 13
 12-19-59—Tex. A&M-Kingsville 20, Lenoir-Rhyne 7 (9,500)
 12-10-60—Lenoir-Rhyne 15, Humboldt St. 14 (also served as NAIA national title game)

**HOOSIER BOWL
(See Turkey Bowl)****INTERNATIONAL BOWL**

12-52—Tex. A&M-Kingsville 49, Hereico Colegio Military 0

**IODINE BOWL
(Charleston, S.C.)**

12-3-49—Johnson C. Smith 20, Allen 12
 12-9-50—Allen 20, Bethune-Cookman 0 (1,000)
 12-1-51—Allen 33, Morris College 14 (3,000)
 12-5-53—Allen 33, Paul Quinn 6

**KICKAPOO BOWL
(Wichita Falls, Texas)**

12-5-47—Midwestern St. 39, Central Ark. 20 (5,000)

**LIONS BOWL
(Ruston, La.)**

12-46—Grambling 69, Miss. Industrial 12
 12-5-47—Grambling 47, Bethune-Cookman 6
 12-49—Grambling 21, Texas College 18
 12-2-50—Bishop 35, Grambling 0
 12-1-51—Grambling 52, Bishop 0 (at Shreveport, La.)
 12-6-52—Grambling 27, Alcorn St. 13 (at Monroe, La.)

**LIONS BOWL
(Salisbury, N.C.)**

12-13-52—Clarion 13, East Caro. 6 (3,000)

**MERCY BOWL II
(Anaheim, Calif.)**

12-11-71—Cal St. Fullerton 17, Fresno St. 14 (16,854)

**MIRZA SHRINE BOWL
(Pittsburg, Kan.)**

12-1-50—Central Mo. St. 32, Pittsburg St. 21

**MISSOURI-KANSAS BOWL
(Kansas City, Mo.)**

12-4-48—Emporia St. 34, Missouri St. 20

**MOILA SHRINE CLASSIC
(St. Joseph, Mo.)**

11-24-79—Mo. Western St. 72, William Jewell 44 (1,600)
 11-22-80—Truman 17, Pittsburg St. 14 (500)

**NATIONAL CLASSIC
(Greensboro, N.C.)**

12-4-54—N.C. Central 19, Tennessee St. 6

**NEW YEAR'S CLASSIC
(Honolulu, Hawaii)**

1-1-34—Santa Clara 26, Hawaii 7
 1-1-35—Hawaii 14, California 0 (later called Poi Bowl)

**OIL BOWL
(Houston, Texas)**

1-1-44—La.-Lafayette 24, Ark.-Monticello 7 (12,000)

**OLEANDER BOWL
(Galveston, Texas)**

1-2-50—McMurry 19, Missouri Valley 13 (7,500)

**OLYMPIAN BOWL
(see Pythian Bowl)****OPTIMIST BOWL
(Houston, Texas)**

12-21-46—North Texas 14, Pacific 13 (5,000)

**ORANGE BLOSSOM CLASSIC
(Miami, Fla.)**

12-2-33—Florida A&M 9, Howard 6
 12-13-34—Florida A&M 13, Virginia St. 12
 12-12-35—Kentucky St. 19, Florida A&M 10
 12-5-36—Prairie View 25, Florida A&M 0
 12-9-37—Florida A&M 25, Hampton 20
 12-8-38—Florida A&M 9, Kentucky St. 7
 12-9-39—Florida A&M 42, Wiley 0
 12-7-40—Central St. 0, Florida A&M 0
 12-6-41—Florida A&M 15, Tuskegee 7
 12-12-42—Florida A&M 12, Texas College 6
 12-4-43—Hampton 39, Florida A&M 0
 12-9-44—Virginia St. 19, Florida A&M 6
 12-8-45—Wiley 32, Florida A&M 6
 12-7-46—Lincoln (Pa.) 20, Florida A&M 0 (at Tampa)
 12-6-47—Florida A&M 7, Hampton 0

12-4-48—Virginia Union 10, Florida A&M 6 (16,000)
 12-10-49—N.C. A&T 20, Florida A&M 14
 12-2-50—Central St. 13, Florida A&M 6
 12-1-51—Florida A&M 67, N.C. Central 6
 12-6-52—Florida A&M 29, Virginia St. 7
 12-5-53—Prairie View 33, Florida A&M 27
 12-4-54—Florida A&M 67, Md.-East. Shore 19
 12-3-55—Grambling 28, Florida A&M 21
 12-1-56—Tennessee St. 41, Florida A&M 39
 12-14-57—Florida A&M 27, Md.-East. Shore 21
 12-13-58—Prairie View 26, Florida A&M 8
 12-5-59—Florida A&M 28, Prairie View 7
 12-10-60—Florida A&M 40, Langston 26
 12-9-61—Florida A&M 14, Jackson St. 8 (47,791)
 12-8-62—Jackson St. 22, Florida A&M 6
 12-14-63—Morgan St. 30, Florida A&M 7
 12-5-64—Florida A&M 42, Grambling 15
 12-4-65—Morgan St. 36, Florida A&M 7
 12-3-66—Florida A&M 43, Alabama A&M 26
 12-2-67—Grambling 28, Florida A&M 25
 12-7-68—Alcorn St. 36, Florida A&M 9 (37,398)
 12-6-69—Florida A&M 23, Grambling 19 (36,784) (at Tallahassee, Fla.)
 12-12-70—Jacksonville St. 21, Florida A&M 7 (31,184)
 12-11-71—Florida A&M 27, Kentucky St. 9 (26,161)
 12-2-72—Florida A&M 41, Md.-East. Shore 21 (21,606)
 12-8-73—Florida A&M 23, South Carolina St. 12 (18,996)
 12-7-74—Florida A&M 17, Howard 13 (20,166)
 12-6-75—Florida A&M 40, Kentucky St. 13 (27,875)
 12-4-76—Florida A&M 26, Central St. 21 (18,000)
 12-3-77—Florida A&M 37, Delaware St. 15 (29,493)
 12-2-78—Florida A&M 31, Grambling 7

**ORCHID BOWL
(Mexico City, Mexico)**

1-1-42—Louisiana Col. 10, U. of Mexico 0 (8,000)
 12-28-46—Mississippi Col. 43, U. of Mexico 7 (7,500)

**PALM FESTIVAL
(Miami, Fla.)**

1-2-33—Miami (Fla.) 7, Manhattan 0 (6,000)
 1-1-34—Duquesne 33, Miami (Fla.) 7 (3,500) (forerunner to Orange Bowl)

**PALMETTO SHRINE
(Columbia, S.C.)**

12-10-55—Lenoir-Rhyne 14, Newberry 13 (6,000)

**PAPER BOWL
(Pensacola, Fla.)**

12-18-48—Jacksonville St. 19, Troy 0
 12-16-49—Jacksonville St. 12, West Ala. 7 (3,000)
 12-2-50—Pensacola Alumni Cardinals 7, Jacksonville St. 6 (3,600)

**PEACH BLOSSOM CLASSIC
(Atlanta, Ga.)**

12-9-39—Morris Brown 13, Virginia St. 7
 12-6-40—Morris Brown 28, Kentucky St. 6 (1,500)
 12-6-41—Morris Brown 7, N.C. Central 6 (6,000) (at Columbus, Ga.)
 12-4-42—Morris Brown 20, Lane 0 (3,000) (at Columbus, Ga.)

**PEACH BOWL
(Macon, Ga.)**

12-13-46—Tenn. Wesleyan 14, Ga. Military 13 (5,000)
 12-6-47—Virginia St. 48, Morris Brown 0
 12-3-49—Morris Brown 33, Texas College 28 (at Atlanta, Ga.)

**PEANUT BOWL
(Dothan, Ala.)**

12-21-68—Ouachita Baptist 39, West Ala. 6

**PEAR BOWL
(Medford, Ore.)**

11-28-46—Southern Ore. St. 13, Central Wash. 8 (3,000) (at Ashland, Ore.)
 11-27-47—Pacific Lutheran 27, Southern Ore. St. 21
 11-25-48—Col. of Idaho 27, Southern Ore. St. 20 (2,500)
 11-24-49—Pacific (Ore.) 33, UC Davis 15 (4,000)
 11-23-50—Lewis & Clark 61, San Fran. St. 7 (4,000)
 11-24-51—Pacific (Ore.) 25, UC Davis 7 (4,000)

**PECAN BOWL
(Orangeburg, S.C.)**

12-7-46—South Carolina St. 13, Johnson C. Smith 6
 12-13-47—South Carolina St. 7, Allen 0 (3,000)

**PELICAN BOWL
(New Orleans, La.)**

12-2-72—Grambling 56, N.C. Central 6 (22,500) (at Durham, N.C.)

12-7-74—Grambling 28, South Carolina St. 7 (30,120)
12-27-75—Southern U. 15, South Carolina St. 12 (6,748)

**PENINSULA BOWL
(Charleston, S.C.)**

12-2-50—Allen 47, South Carolina St. 13 (7,500)

**PHILLIPS FIELD BOWL
(Tampa, Fla.)**

12-8-51—Tampa 7, Brandeis 0

**PIEDMONT TOBACCO BOWL
(Fayetteville, N.C.)**

12-7-46—Allen 40, Fayetteville St. 6 (900)

**PINEAPPLE BOWL
(Honolulu, Hawaii)**

1-1-40—Oregon St. 39, Hawaii 6 (formerly called Poi Bowl)

1-1-41—Fresno St. 3, Hawaii 0

1-1-47—Hawaii 19, Utah 16 (25,000)

1-1-48—Hawaii 33, Redlands 32 (12,000)

1-1-49—Oregon St. 47, Hawaii 27 (15,000)

1-2-50—Stanford 74, Hawaii 20

1-1-51—Hawaii 28, Denver 27

1-1-52—San Diego St. 34, Hawaii 13

**POI BOWL
(Honolulu, Hawaii)**

1-1-36—Southern California 38, Hawaii 6

1-2-37—Hawaii 18, Honolulu All-Stars 12

1-1-38—Washington 53, Hawaii 13 (13,500)

1-2-39—UCLA 32, Hawaii 7 (later called Pineapple Bowl)

**POULTRY BOWL
(Gainesville, Ga.)**

12-8-73—Stephen F. Austin 31, Gardner-Webb 10 (2,500)

12-7-74—Guilford 7, William Penn 7 (1,000) (at Greensboro, N.C.) (Guilford awarded win on 10-8 edge in first downs)

**PRAIRIE VIEW BOWL
(Also called Bayou City Bowl)
(Houston, Texas)**

1-1-29—Atlanta 7, Prairie View 0

1-1-30—Fisk 20, Prairie View 0

1-1-31—Tuskegee 19, Prairie View 7

1-1-32—Prairie View 27, Alabama St. 2

1-1-33—Prairie View 14, Tuskegee 0

1-1-34—Prairie View 20, Langston 7

1-1-35—Tuskegee 15, Prairie View 6

1-1-36—Wiley 7, Prairie View 6

1-1-37—Tuskegee 6, Prairie View 0 (3,000)

1-1-38—Prairie View 27, Florida A&M 14

1-2-39—Prairie View 34, Tuskegee 0

1-1-40—Prairie View 7, Xavier (La.) 6

1-1-41—Prairie View 7, Alabama St. 6

1-1-42—Kentucky St. 19, Prairie View 13

1-1-43—Langston 18, Prairie View 13

1-1-44—Prairie View 6, Wiley 0 (5,000)

1-1-45—Wiley 26, Prairie View 0 (4,000)

1-1-46—Prairie View 12, Tuskegee 0 (10,000)

1-1-47—Prairie View 14, Lincoln (Mo.) 0 (1,500) (called Houston Bowl)

1-1-48—Texas Southern 13, Prairie View 0

1-1-49—Central St. 6, Prairie View 0 (9,000)

1-2-50—Prairie View 27, Fisk 6 (4,718)

1-1-51—Prairie View 6, Bishop 0

1-1-52—Prairie View 27, Ark.-Pine Bluff 26

1-1-53—Texas Southern 13, Prairie View 12 (13,000)

1-1-54—Prairie View 33, Texas Southern 8

1-1-55—Prairie View 14, Texas Southern 12 (10,000)

1-2-56—Prairie View 59, Fisk 0 (7,500)

1-1-57—Prairie View 27, Texas Southern 6

1-1-58—Prairie View 6, Texas Southern 6 (3,500)

1-1-59—Prairie View 34, Langston 8

1-1-60—Prairie View 47, Wiley 10 (1,200)

12-31-60—Prairie View 19, Ark.-Pine Bluff 8 (1,400)

12-1-62—Prairie View 37, Central St. 16

**PRETZEL BOWL
(Reading, Pa.)**

11-24-51—West Chester 32, Albright 9 (7,500)

**PYTHIAN BOWL
(Salisbury, N.C.)**

11-26-49—Appalachian St. 21, Catawba 7

12-9-50—West Liberty St. 28, Appalachian St. 26

12-8-51—Lenoir-Rhyne 13, California (Pa.) 7 (4,500)

**REFRIGERATOR BOWL
(Evansville, Ind.)**

12-4-48—Evansville 13, Missouri Valley 7 (7,500)

12-3-49—Evansville 22, Hillsdale 7

12-2-50—Abilene Christian 13, Gust. Adolphus 7 (8,000)

12-2-51—Arkansas St. 46, Camp Breckinridge 12 (10,000)

12-7-52—Western Ky. 34, Arkansas St. 19 (9,500)

12-6-53—Sam Houston St. 14, Col. of Idaho 12 (7,500)

12-5-54—Delaware 19, Kent St. 7 (4,500)

12-4-55—Jacksonville St. 12, Rhode Island 10 (7,000)

12-1-56—Sam Houston St. 27, Middle Tenn. 13 (3,000)

**RICE BOWL
(Stuttgart, Ark.)**

12-57—Arkansas Tech 19, Ark.-Monticello 7

12-58—Louisiana Col. 39, Arkansas Tech 12

12-2-60—East Central 25, Henderson St. 7

**ROCKET BOWL
(Huntsville, Ala.)**

11-19-60—Maryville (Tenn.) 19, Millsaps 0

**SAN JACINTO SHRINE BOWL
(Pasadena, Texas)**

12-4-76—Abilene Christian 22, Harding 12 (8,000)

**SHARE BOWL
(Knoxville, Tenn.)**

12-11-71—Carson-Newman 54, Fairmont St. 3 (1,200)

**SHRIMP BOWL
(Galveston, Texas)**

12-27-52—Sam Houston St. 41, Northeastern St. 20 (3,500)

**SHRINE BOWL
(Ardmore, Okla.)**

12-9-72—Southwestern Okla. 28, Angelo St. 6

**SILVER BOWL
(Mexico City, Mexico)**

12-20-47—Mexico All-Stars 24, Randolph Field 19

12-11-48—Pacific Fleet 33, Mexico All-Stars 26

12-17-49—Trinity (Tex.) 52, Mexico 6

**SMOKY MOUNTAIN BOWL
(Bristol, Tenn.)**

11-24-49—West Liberty St. 20, Western Caro. 0 (1,000)

**SPACE CITY BOWL
(Huntsville, Ala.)**

11-24-66—Jacksonville St. 41, Ark.-Monticello 30

12-9-67—Samford 20, Ark.-Monticello 7

**STEEL BOWL
(Birmingham, Ala.)**

1-1-41—Morris Brown 19, Central St. 3 (8,000)

1-1-42—Southern College All-Stars 26, Nashville Pros 13

1-1-52—Bethune-Cookman 27, Texas College 13 (1,500)

**SUGAR CUP CLASSIC
(New Orleans, La.)**

11-28-64—Grambling 42, Bishop 6

**TEXHOMA BOWL
(Denison, Texas)**

12-10-48—Owachita Baptist 7, Southeastern Okla. 0

11-25-49—Austin (Tex.) 27, East Central 6

**TEXTILE BOWL
(Spartanburg, S.C.)**

11-30-74—Wofford 20, South Carolina St. 0 (3,000)

**TOBACCO BOWL
(Lexington, Ky.)**

12-14-46—Muhlenberg 26, St. Bonaventure 25 (3,000)

TROPICAL BOWL

12-18-51—Morris Brown 21, Alcorn St. 0

12-13-52—Bethune-Cookman 54, Albany St. (Ga.) 0

12-12-53—Virginia Union 13, Bethune-Cookman 0

TURKEY BOWL

11-28-46—Evansville 19, Northern Ill. 7 (12,000) (also called Hoosier Bowl)

**VULCAN BOWL
(Birmingham, Ala.)**

1-1-42—Langston 13, Morris Brown 0 (7,000)

1-1-43—Texas College 13, Tuskegee 10 (6,000)

1-1-44—Tuskegee 12, Clark (Ga.) 7 (6,000)

1-1-45—Tennessee St. 13, Tuskegee 0 (5,000)

1-1-46—Tennessee St. 33, Texas College 6 (9,000)

1-1-47—Tennessee St. 32, Louisville Municipal 0 (4,000)

1-2-48—Central St. 27, Grambling 21 (8,000)

1-1-49—Kentucky St. 23, N.C. A&T 13 (5,000)

**WEST VIRGINIA BOWL
(Clarksburg, W.V.)**

12-60—Fairmont St. 13, Salem Int'l 7

11-61—West Va. Wesleyan 12, Salem Int'l 0

**WILL ROGERS BOWL
(Oklahoma City, Okla.)**

1-1-47—Pepperdine 38, Neb. Wesleyan 13 (800)

**YAM BOWL
(Dallas, Texas)**

12-25-46—Texas Southern 64, Tuskegee 7 (5,000)

12-25-47—Southern U. 46, Fort Valley St. 0 (1,200)

SERVICE GAMES

AIRBORNE BOWL

12-15-57—101st Airborne 20, 82nd Airborne 14

12-5-59—Fort Campbell 26, Fort Bragg 7

**ARAB BOWL
(Oran, Africa)**

1-1-44—Army 10, Navy 7 (15,000)

ARMY ALL-STAR GAMES

8-30-42—Washington Redskins 26, Western Army All-Stars 7 (at Los Angeles, Calif.)

9-6-42—Western Army All-Stars 16, Chicago Cardinals 10 (at Denver, Colo.)

9-9-42—Western Army All-Stars 12, Detroit Lions 0 (at Detroit, Mich.)

9-12-42—Eastern Army All-Stars 16, New York Giants 0 (at New York, N.Y.)

9-13-42—Green Bay Packers 36, Western Army All-Stars 21 (at Milwaukee, Wis.)

9-16-42—Eastern Army All-Stars 13, Brooklyn Dodgers 7 (at Baltimore, Md.)

9-19-42—New York Giants 10, Western Army All-Stars 7 (at New York, N.Y.)

9-20-42—Chicago Bears 14, Eastern Army All-Stars 7 (at Boston, Mass.)

**ARMY PACIFIC OLYMPICS
(Osaka, Japan)**

1-13-46—11th Airborne Angels 27, Clark Field 6

1-27-46—11th Airborne Angels 18, Honolulu All-Stars 0

**ARMY-NAVY BENEFIT BOWL
(Tallahassee, Fla.)**

12-20-52—Parris Island 49, Fort Benning 0

**ATOM BOWL
(Nagasaki, Japan)**

12-45—Nishahaya Tigers 14, Bertelli's Bears 13 (2,000)

**BAMBINO BOWL
(Bari, Italy)**

11-23-44—Technical School 13, Playboys 0 (5,000)

**BAMBOO BOWL
(Manila, Philippines)**

1-1-46—Clark Field Apcacs 14, Leyte Base 12 (40,000)

1-1-47—Manila Raiders 13, Scofield Barracks 6 (12,000)

12-47—Ryukgus Command Sea Horses 21, Hawaiian Mid-Pacific Commandos 0

1-1-50—All-Navy Guam 19, Clark Air Force Base 7

**BLUEBONNET BOWL
(Houston, Texas)**

12-25-46—Texas Southern 49, Camp Hood 0

**CHERRY BOWL
(Yokohama, Japan)**

1-1-52—Camp Drake 26, Yoksuka Naval Base 12

**CHIGGER BOWL
(Dutch Guiana)**

1-1-45—Army Air Base Bonecrushers 6, Army Airway Rams 0 (1,200)

**CHINA BOWL
(Shanghai)**

1-27-46—Navy All-Stars 12, Army All-Stars 0

1-1-47—11th Airborne 12, Army-Navy All-Stars 6

1-1-48—Marines (Guam) 45, China All-Stars 0

CIGAR BOWL

12-29-51—Brooke Army Medical 20, Camp Lejeune 0 (7,500)

CITRICADO BOWL

12-56—San Diego Marines 25, UC Santa Barb. 14

**COCONUT BOWL
(New Guinea)**

1-6-45—Bulldogs 18, Crimson Tide 7 (3,000)

**COFFEE BOWL
(London, England)**

3-19-44—United States 18, Canada 0

**CONCH BOWL
(Key West, Fla.)**

11-24-57—Keesler Air Force Base 27, Maxwell Air Force Base 7

11-28-58—Keesler Air Force Base 14, Maxwell Air Force Base 8

COSMOPOLITAN BOWL (Alexandria, La.)

12-50—Camp Polk 26, Louisiana Col. 7
12-52—Louisiana Col. 14, Alexander Air Base 0

ELECTRONICS BOWL (Biloxi, Miss.)

12-9-51—Keesler Air Force Base 13, Camp Lejeune 0
12-53—Eglin Air Force Base 19, Keesler Air Force Base 8
12-54—Shaw Air Force Base 20, Keesler Air Force Base 19

EUROPEAN "ORANGE BOWL" (Heidelberg, Germany)

12-7-46—1st Division Artillery 27, 60th Infantry 13

EUROPEAN "ROSE BOWL" (Augsburg, Germany)

12-7-46—9th Division 20, 16th Infantry 7 (3,000)

EUROPEAN "SUGAR BOWL" (Nuremberg, Germany)

12-7-46—Grafenwohr Military 0, 39th Infantry 0

G. I. BOWL

(London, England)

11-12-44—Army G.I.'s 20, Navy Bluejackets 0 (60,000)

ICE BOWL

(Fairbanks, Alaska)

1-1-49—Ladd Air Force Base 0, University of Alaska 0 (500)
1-2-50—University of Alaska 3, Ladd Air Force Base 0
1-1-51—University of Alaska 0, Ladd Air Force Base 0
12-30-52—Ladd Air Force Base 47, University of Alaska 0

IRANIAN BOWL

(Teheran, Iran)

12-12-44—Camp Amirabad 20, Camp Khorramshahr 0 (9,000)

JUNGLE BOWL

(Southwest Pacific)

1-1-45—American All-Stars 49, Marines 0 (6,400)

LILY BOWL

(Hamilton, Bermuda)

1-3-43—Army 19, Navy 18
1-1-44—Navy 19, Army 0
1-7-45—Navy 39, Army 6 (11,000)
1-5-47—Army 7, Navy 7 (9,000)
1-1-48—Air Force 12, Navy 12
1-1-49—Navy All-Stars 25, Kindley Fliers 6

MARINE BOWL

(Pritchard Field, Southwest Pacific)

12-24-44—4th Marines 0, 29th Marines 0 (7,000)

MISSILE BOWL

(Orlando, Fla.)

12-3-60—Quantico Marines 36, Pensacola Air Force Base 6
12-9-61—Fort Eustis 25, Quantico Marines 24
12-15-62—Fort Campbell 14, Lackland Air Force Base 10
12-14-63—Quantico Marines 13, San Diego Marines 10
12-5-64—Fort Benning 9, Fort Eustis 3

PALMETTO SHRINE

(Charleston, S.C.)

1-1-55—Fort Jackson 26, Shaw Air Force Base 21

PARC DES PRINCES BOWL

(Paris, France)

12-19-44—9th Air Force 6, 1st General Hospital 0 (20,000)

POI BOWL

(Honolulu, Hawaii)

(Pacific Ocean Areas Service Championship)
1-8-45—Navy 14, Army Air Force 0 (29,000)

POINSETTIA BOWL

(San Diego, Calif.)

12-20-52—Bolling Air Force Base 35, San Diego NTC 14
12-19-53—Fort Ord 55, Quantico Marines 19
12-19-54—Fort Sill 27, Bolling Air Force Base 6
12-17-55—Fort Ord 35, Pensacola NAS 13

POTATO BOWL

(Belfast, Ireland)

1-1-44—Galloping Gaels 0, Wolverines 0

RICE BOWL

(Tokyo, Japan)

1-1-46—11th Airborne Angels 25, 41st Division 12 (15,000)

12-46—Yokota Air Base 13, 1st AD 8 (7,000)

1-1-48—Korea All-Stars 19, Japan All-Stars 13
1-1-49—Army Ground Forces 13, Air Force 7 (20,000)
1-1-50—Air Force All-Stars 18, Army All-Stars 14
1-1-53—Camp Drake 25, Yokosuka Naval Base 6
1-1-54—Camp Fisher 19, Nagoya Air Base 13
1-1-55—Air Force 21, Marines 14
12-31-55—Air Force 33, Army 14 (40,000)
12-30-56—Army 21, Air Force 6
12-7-57—Johnson Air Base Vanguard 6, Marine Corps Sukiran Streaks 0
12-20-58—Air Force 20, Army 0

RIVIERA BOWL

(Marseille, France)

1-1-45—Railway Shop Battalion Unit 37, Army All-Stars 0 (18,000)

SALAD BOWL

(Phoenix, Ariz.)

1-1-53—San Diego Navy 81, 101st Airborne 20
1-1-54—Fort Ord 67, Great Lakes 12

SATELLITE BOWL

(Cocoa, Fla.)

12-29-57—Fort Carson 12, Fort Dix 6

SHRIMP BOWL

(Galveston, Texas)

1-1-55—Fort Ord 36, Fort Hood 0
12-18-55—Fort Hood 33, Little Creek 13
12-8-56—Bolling Air Force Base 29, Fort Hood 14
12-15-57—Bolling Air Force Base 28, San Diego Marines 7
12-14-58—Eglin Air Force Base 15, Brooke Medics 7
12-13-59—Quantico Marines 90, McClellan Air Force Base 0

SHURI BOWL

12-58—Air Force 60, Marine Corps 0

SPAGHETTI BOWL

(Florence, Italy)

1-1-45—5th Army 20, 12th Air Force 0 (20,000)
1-1-53—Salzburg Army 12, Wiesbaden AFC 7 (at Leghorn, Italy)

SUKIYAKI BOWL

12-56—Air Force 29, Marines 7

TEA BOWL

(London, England)

2-13-44—Canada 16, United States 6 (30,000)
12-31-44—Air Service Command Warriors 13, 8th Air Force Shuttle Raiders 0 (12,000)

TREASURY BOWL

(New York, N.Y.)

12-16-44—Randolph Field 13, 2nd Air Force 6 (8,356)

TYPHOON BOWL

12-56—Army 13, Marines 0

VALOR BOWL

(Chattanooga, Tenn.)

12-7-57—Hamilton Air Force Base 12, Quantico Marines 6

POSTSEASON BOWL INVOLVING NON-I-A TEAMS

HERITAGE BOWL

Site: Atlanta, Ga.

Stadium (Capacity): Georgia Dome (71,228)

Name Changes: Alamo Heritage Bowl (1991); Heritage Bowl (1993-94, 96-99); Jim Walters Heritage Bowl (1995)

Playing Surface: AstroTurf

Playing Sites: Joe Robbie Stadium, Miami (1991); Bragg Memorial Stadium, Tallahassee (1993); Georgia Dome, Atlanta (1994-99)

Date Score (Attendance)

12-21-91 Alabama St. 36, N.C. A&T 13 (7,724)
1-2-93 Grambling 45, Florida A&M 15 (11,273)
1-1-94 Southern U. 11, South Carolina St. 0 (36,128)
12-30-94 South Carolina St. 31, Grambling 27 (22,179)
12-29-95 Southern U. 30, Florida A&M 25 (25,164)
12-31-96 Howard 27, Southern U. 24 (18,126)
12-27-97 Southern U. 34, South Carolina St. 28 (32,629)
12-26-98 Southern U. 28, Bethune-Cookman 2 (32,955)
12-18-99 Hampton 24, Southern U. 3 (29,561)

MINERAL WATER BOWL

Site: Excelsior Springs, Mo.

Stadium (Capacity): Tiger Stadium (3,000)

Playing Surface: SprinTurf

Playing Sites: Roosevelt Field (1954-75, 2000-03); Tiger Stadium (since 2004)

Date Score (Attendance)

11-25-54 Hastings 20, Col. of Emporia 14 (4,000)
11-24-55 Missouri Valley 31, Hastings 7
11-22-56 St. Benedict's 14, Northeastern St. 13 (2,000)
11-30-57 William Jewell 33, Hastings 14 (2,000)
11-22-58 Lincoln (Mo.) 21, Emporia St. 0 (2,500)
11-28-59 Col. of Emporia 21, Austin (Tex.) 20 (3,000)
11-26-60 Hillsdale 17, UNI 6 (6,000)
11-25-61 Truman 22, Parsons 8 (8,000)
11-24-62 Adams St. 23, Northern Ill. 20
11-30-63 Northern Ill. 21, Missouri St. 14
11-28-64 North Dakota St. 14, Western St. 13 (4,500)
11-27-65 North Dakota 37, Northern Ill. 20
11-26-66 Adams St. 14, Missouri St. 8 (5,500)
11-25-67 Doane 14, William Jewell 14 (6,500)
11-30-68 Doane 10, Central Mo. St. 0 (6,000)
11-29-69 St. John's (Minn.) 21, Simpson 0 (5,000)
11-28-70 Franklin 40, Wayne St. (Neb.) 12 (2,500)
12-4-71 Bethany (Kan.) 17, Missouri Valley 14 (2,500)
11-18-72 Ottawa 27, Friends 20 (4,500)
11-73 William Jewell 20, St. Mary's (Kan.) 9
11-23-74 Midland 32, Friends 6 (1,500)
11-22-75 Mo. Western St. 44, Graceland (Ia.) 0 (3,300)
1976-91 Game not played
1992-99 Junior-college bowl
12-2-00 Winona St. 43, Mo. Western 41 (3 ot) (2,300)
12-1-01 Central Mo. St. 48, Minn. Duluth 17 (3,592)
12-7-02 Emporia St. 34, Winona St. 27 (ot) (3,022)
12-6-03 Mo. Western St. 24, Concordia-St. Paul 14 (2,500)
12-4-04 Washburn 36, Northern St. 33 (3,674)
12-3-05 Mo. Western St. 35, Concordia-St. Paul 23 (2,250)

NCAA-CERTIFIED ALL-STAR GAMES

EAST-WEST SHRINE CLASSIC

Present Site: San Antonio

Stadium (Capacity): Alamodome (65,000)

Playing Surface: SportField

Playing Sites: Ewing Field, San Francisco (1925); Kezar Stadium, San Francisco (1927-41); Sugar Bowl, New Orleans (1942); Kezar Stadium, San Francisco (1943-66); Candlestick Park, San Francisco (1967-68); Stanford Stadium, Palo Alto (1969); Oakland Coliseum (1971); Candlestick Park, San Francisco (1971-73); Stanford Stadium, Palo Alto (1974-00); SBC Park, San Francisco (2001-05); Alamodome, San Antonio (since 2006)

Date Score (Attendance)

12-26-25 West 7-0 (20,000)
1-1-27 West 7-3 (15,000)
12-26-27 West 16-6 (27,500)
12-29-28 East 20-0 (55,000)
1-1-30 East 19-7 (58,000)
12-27-30 West 3-0 (40,000)
1-1-32 East 6-0 (45,000)
1-2-33 West 21-13 (45,000)
1-1-34 West 12-0 (35,000)
1-1-35 West 19-13 (52,000)
1-1-36 East 19-3 (55,000)
1-1-37 East 3-0 (38,000)
1-1-38 Tie 0-0 (55,000)
1-2-39 West 14-0 (60,000)
1-1-40 West 28-11 (50,000)
1-1-41 West 20-14 (60,000)
1-3-42 Tie 6-6 (35,000)
1-1-43 East 13-12 (57,000)
1-1-44 Tie 13-13 (55,000)
1-1-45 West 13-7 (60,000)
1-1-46 Tie 7-7 (60,000)
1-1-47 West 13-9 (60,000)
1-1-48 East 40-9 (60,000)
1-1-49 East 14-12 (59,000)
12-31-49 East 28-6 (60,000)
12-30-50 West 16-7 (60,000)
12-29-51 East 15-14 (60,000)
12-27-52 East 21-20 (60,000)
1-2-54 West 31-7 (60,000)
1-1-55 East 13-12 (60,000)
12-31-55 East 29-6 (60,000)
12-29-56 West 7-6 (60,000)
12-28-57 West 27-13 (60,000)
12-27-58 East 26-14 (60,000)
1-2-60 West 21-14 (60,000)

Date Score (Attendance)

| | |
|----------|---------------------|
| 12-31-60 | East 7-0 (60,000) |
| 12-30-61 | West 21-8 (60,000) |
| 12-29-62 | East 25-19 (60,000) |
| 12-28-63 | Tie 6-6 (60,000) |
| 1-2-65 | West 11-7 (60,000) |
| 12-31-65 | West 22-7 (47,000) |
| 12-31-66 | East 45-22 (46,000) |
| 12-30-67 | East 16-14 (29,000) |
| 12-28-68 | West 18-7 (29,000) |
| 12-27-69 | West 15-0 (70,000) |
| 1-2-71 | West 17-13 (50,000) |
| 12-31-71 | West 17-13 (35,000) |
| 12-30-72 | East 9-3 (37,000) |
| 12-29-73 | East 35-7 (30,000) |
| 12-28-74 | East 16-14 (35,000) |
| 1-3-76 | West 21-14 (75,000) |
| 1-2-77 | West 30-14 (45,000) |
| 12-31-77 | West 23-3 (65,000) |
| 1-6-79 | East 56-17 (72,000) |
| 1-5-80 | West 20-10 (75,000) |
| 1-10-81 | East 21-3 (76,000) |
| 1-9-82 | West 20-13 (75,000) |
| 1-15-83 | East 26-25 (72,999) |
| 1-7-84 | East 27-19 (77,000) |
| 1-5-85 | West 21-10 (72,000) |
| 1-11-86 | East 18-7 (77,000) |
| 1-10-87 | West 24-21 (74,000) |
| 1-16-88 | West 16-13 (62,000) |
| 1-15-89 | East 24-6 (76,000) |
| 1-21-90 | West 22-21 (78,000) |
| 1-26-91 | West 24-21 (72,000) |
| 1-19-92 | West 14-6 (83,000) |
| 1-24-93 | East 31-17 (84,000) |
| 1-15-94 | West 29-28 (60,000) |
| 1-14-95 | West 30-28 (35,079) |
| 1-13-96 | West 34-18 (68,500) |
| 1-11-97 | East 17-13 (62,500) |
| 1-10-98 | West 24-7 (32,500) |
| 1-16-99 | East 20-10 (50,000) |
| 1-15-00 | East 35-21 (65,246) |
| 1-14-01 | West 20-10 (31,549) |
| 1-12-02 | West 21-13 (25,035) |
| 1-11-03 | East 20-17 |
| 1-10-04 | West 28-7 (25,602) |
| 1-15-05 | East 45-27 (25,518) |
| 1-21-06 | West 35-31 (18,533) |

Series record: West won 43, East 33, 5 ties.

HULA BOWL

Present Site: Maui, Hawaii

Stadium (Capacity): War Memorial (24,000)

Playing Surface: Grass

Format: From 1947 through 1950, the College All-Stars played the Hawaii All-Stars. Beginning in 1951, the Hawaiian team was augmented by players from the National Football League. This format, however, was changed to an all-collegiate contest—first between the East and West, then between North and South (in 1963), and then back to East and West in 1974 and 1995-96. In 1994, the format went to a collection of collegiate all-stars versus a collection of Hawaiian former collegiate players. In 1997, it reverted back to North-South. In 2005, it returned to an East-West format. Teams are broken down into players from the western United States (team named Kai, Hawaiian for ocean) against eastern United States (team named Aina, Hawaiian for land).

Playing Sites: Honolulu Stadium (1960-74); Aloha Stadium (1975-98); War Memorial (since 1999)

Date Score (Attendance)

| | |
|---------|----------------------|
| 1-10-60 | East 34-8 (23,000) |
| 1-8-61 | East 14-7 (17,017) |
| 1-7-62 | Tie 7-7 (20,598) |
| 1-6-63 | North 20-13 (20,000) |
| 1-4-64 | North 20-13 (18,177) |
| 1-9-65 | South 16-14 (22,100) |
| 1-8-66 | North 27-26 (25,000) |
| 1-7-67 | North 28-27 (23,500) |
| 1-6-68 | North 50-6 (21,000) |
| 1-4-69 | North 13-7 (23,000) |
| 1-10-70 | South 35-13 (25,000) |
| 1-9-71 | North 42-32 (23,500) |
| 1-8-72 | North 24-7 (23,000) |
| 1-6-73 | South 17-3 (23,000) |
| 1-5-74 | East 24-14 (23,000) |

Date Score (Attendance)

| | |
|----------|----------------------------------|
| 1-4-75 | East 34-25 (22,000) |
| 1-10-76 | East 16-0 (45,458) |
| 1-8-77 | West 20-17 (45,579) |
| 1-7-78 | West 42-22 (48,197) |
| 1-6-79 | East 29-24 (49,132) |
| 1-5-80 | East 17-10 (47,096) |
| 1-10-81 | West 24-17 (39,010) |
| 1-9-82 | West 26-23 (43,002) |
| 1-15-83 | East 30-14 (39,456) |
| 1-7-84 | West 21-16 (34,216) |
| 1-5-85 | East 34-14 (30,767) |
| 1-11-86 | West 23-10 (29,564) |
| 1-10-87 | West 16-14 (17,775) |
| 1-16-88 | West 20-18 (26,737) |
| 1-7-89 | East 21-10 (25,000) |
| 1-13-90 | West 21-13 (28,742) |
| 1-19-91 | East 23-10 (21,926) |
| 1-11-92 | West 27-20 (23,112) |
| 1-16-93 | West 13-10 (25,479) |
| 1-22-94 | College All-Stars 28-15 (33,947) |
| 1-22-95 | East 20-9 (19,074) |
| 1-21-96 | East 17-10 (25,112) |
| 1-19-97 | South 26, North 13 (24,725) |
| 1-18-98 | South 20, North 19 (20,079) |
| 1-24-99 | South 34, North 14 (23,719) |
| 12-22-99 | Tie 28-28 (23,719) |
| 1-20-01 | North 31, South 23 (23,719) |
| 2-2-02 | South 45, North 28 (24,000) |
| 2-1-03 | South 27, North 24 |
| 1-17-04 | South 26, North 7 |
| 1-22-05 | East 20, West 13 |
| 1-21-06 | East 10, West 7 |

Series records: North-South (1963-73, 97-04)—North won 9, South 9, 1 tie; East-West (1960-62, 1974-93, 1995-96 and 2005-06)—East won 15, West 11, 1 tie; College All-Stars vs. Hawaiian All-Stars (1994)—College All-Stars won 1, Hawaiian All-Stars 0.

LAS VEGAS ALL-AMERICAN CLASSIC

Present Site: Las Vegas, Nev.

Stadium (Capacity): Sam Boyd (36,800)

Playing Surface: TurfTech

Date Score (Attendance)

| | |
|---------|------------------|
| 1-22-05 | West 21, East 16 |
| 1-14-06 | East 41, West 3 |

Series record: Series record: East won 1, West 1.

MAGNOLIA GRIDIRON ALL-STAR CLASSIC

Present Site: Jackson, Miss.

Stadium (Capacity): Mississippi Veterans Memorial (60,492)

Playing Surface: Grass

Format: The White team is comprised of Division I-A seniors from schools that did not qualify for or had already played in bowl games, and NAIA players. The Red team is comprised of players from Divisions I-AA, II and III, NAIA players and other schools.

Date Score (Attendance)

| | |
|----------|-----------------|
| 12-24-05 | White 17, Red 9 |
|----------|-----------------|

SENIOR BOWL

Played at Ladd-Peebles Stadium in Mobile, Ala., since 1951 under the auspices of the National Football League. North and South teams are composed of senior players who have used all of their collegiate eligibility. In 1991, the teams switched from North and South to AFC and NFC; in 1994, the teams switched back to North and South.

Date Score (Attendance)

| | |
|---------|--|
| 1-7-50 | South 22, North 13 (at Jacksonville, Fla.) |
| 1-6-51 | South 19, North 18 |
| 1-5-52 | North 20, South 6 |
| 1-3-53 | North 28, South 13 |
| 1-9-54 | North 20, South 14 |
| 1-8-55 | South 12, North 6 |
| 1-7-56 | South 12, North 2 |
| 1-5-57 | South 21, North 7 |
| 1-11-58 | North 15, South 13 |
| 1-3-59 | South 21, North 12 |
| 1-9-60 | North 26, South 7 (40,119) |
| 1-7-61 | South 33, North 26 |
| 1-6-62 | South 42, North 7 |
| 1-5-63 | South 33, North 27 |
| 1-4-64 | South 28, North 21 (37,094) |
| 1-9-65 | Tie 7-7 (40,605) |
| 1-8-66 | South 27, North 18 |

Date Score (Attendance)

| | |
|---------|-----------------------------|
| 1-7-67 | North 35, South 13 |
| 1-6-68 | South 34, North 21 |
| 1-11-69 | North 27, South 16 |
| 1-10-70 | Tie 37-37 |
| 1-9-71 | North 31, South 13 (40,646) |
| 1-8-72 | North 26, South 21 (40,646) |
| 1-6-73 | South 33, North 30 (40,646) |
| 1-12-74 | North 16, South 13 (40,646) |
| 1-11-75 | Tie 17-17 (40,646) |
| 1-10-76 | North 42, South 35 (40,646) |
| 1-9-77 | North 27, South 24 (40,646) |
| 1-7-78 | Tie 17-17 (40,646) |
| 1-13-79 | South 41, North 21 (40,100) |
| 1-12-80 | North 57, South 3 (40,646) |
| 1-17-81 | North 23, South 10 (40,102) |
| 1-16-82 | South 27, North 10 (39,410) |
| 1-22-83 | North 14, South 6 (37,511) |
| 1-14-84 | South 21, North 20 (38,254) |
| 1-12-85 | South 23, North 7 (33,500) |
| 1-18-86 | North 31, South 17 (40,646) |
| 1-17-87 | South 42, North 38 |
| 1-23-88 | North 21, South 7 |
| 1-21-89 | South 13, North 12 (39,742) |
| 1-20-90 | North 41, South 0 (42,400) |
| 1-19-91 | AFC 38, NFC 28 (37,500) |
| 1-18-92 | AFC 13, NFC 10 (37,100) |
| 1-16-93 | NFC 21, AFC 6 (37,124) |
| 1-22-94 | South 35, North 32 (39,200) |
| 1-21-95 | South 14, North 7 (40,007) |
| 1-20-96 | North 25, South 10 (40,700) |
| 1-18-97 | North 35, South 14 (40,646) |
| 1-17-98 | South 31, North 8 (40,820) |
| 1-23-99 | South 31, North 21 (41,000) |
| 1-22-00 | North 24, South 21 (40,646) |
| 1-21-01 | South 21, North 16 (40,646) |
| 1-19-02 | South 41, North 26 (40,646) |
| 1-18-03 | North 17, South 0 (40,646) |
| 1-24-04 | South 28, North 10 (40,646) |
| 1-29-05 | North 23, South 13 (40,646) |
| 1-28-06 | North 31, South 14 (40,646) |

Series records: North-South (1950-90 and 1994 to present)—South won 26, North 24, 4 ties; AFC-NFC (1991-93)—AFC won 2, NFC 1.

DISCONTINUED ALL-STAR FOOTBALL GAMES

Many of these games were identified without complete information such as scores, teams, sites or dates. Please send any updates or additional information to: NCAA Statistics Service, P.O. Box 6222, Indianapolis, Indiana 46206-6222.

ALL-AMERICAN BOWL (1969-77) (Tampa, Fla.)**Date Score (Attendance)**

| | |
|---------|-----------------------------|
| 1-4-69 | North 21, South 15 (16,380) |
| 1-3-70 | South 24, North 23 (17,642) |
| 1-10-71 | North 39, South 2 (12,000) |
| 1-9-72 | North 27, South 8 (20,137) |
| 1-7-73 | North 10, South 6 (23,416) |
| 1-6-74 | North 28, South 7 (24,536) |
| 1-5-75 | South 28, North 22 (19,246) |
| 1-10-76 | North 21, South 14 (15,321) |
| 1-2-77 | North 21, South 20 (14,207) |

AMERICAN COLLEGE ALL-STAR GAME (1948) (Los Angeles, Calif.)**Date Score**

| | |
|----------|---|
| 12-18-48 | American All-Stars 43, Canadian All-Stars 0 |
| 12-26-48 | American All-Stars 14, Hawaiian All-Stars 0 |

BLACK COLLEGE ALL-STAR BOWL (1979-82)**Date Score (Location, Attendance)**

| | |
|---------|--|
| 1-7-79 | East 25, West 20 (at New Orleans, La.) |
| 1-5-80 | West 27, East 21 (at New Orleans, La.) |
| 1-17-81 | West 19, East 10 (at Jackson, Miss.) (7,500) |
| 1-16-82 | West 7, East 0 (at Jackson, Miss.) |

BLUE-GRAY ALL-STAR CLASSIC

Playing Sites: Cramton Bowl, Montgomery, Ala. (1939-01); Movie Gallery Veterans Stadium, Troy, Ala. (2003)

Date Score (Attendance)

| | |
|----------|---------------------|
| 1-2-39 | Blue 7-0 (8,000) |
| 12-30-39 | Gray 33-20 (10,000) |
| 12-28-40 | Blue 14-12 (14,000) |

Date Score (Attendance)

| | |
|----------|---------------------|
| 12-27-41 | Gray 16-0 (15,571) |
| 12-26-42 | Gray 24-0 (16,000) |
| 1943 | No Game |
| 12-30-44 | Gray 24-7 (16,000) |
| 12-29-45 | Blue 26-0 (20,000) |
| 12-28-46 | Gray 20-13 (22,500) |
| 12-27-47 | Gray 33-6 (22,500) |
| 12-25-48 | Blue 19-13 (15,000) |
| 12-31-49 | Gray 27-13 (21,500) |
| 12-30-50 | Gray 31-6 (21,000) |
| 12-29-51 | Gray 20-14 (22,000) |
| 12-27-52 | Gray 28-7 (22,000) |
| 12-26-53 | Gray 40-20 (18,500) |
| 12-25-54 | Blue 14-7 (18,000) |
| 12-31-55 | Gray 20-19 (19,000) |
| 12-29-56 | Blue 14-0 (21,000) |
| 12-28-57 | Gray 21-20 (16,000) |
| 12-27-58 | Blue 16-0 (16,000) |
| 12-26-59 | Blue 20-8 (20,000) |
| 12-31-60 | Blue 35-7 (18,000) |
| 12-30-61 | Gray 9-7 (18,000) |
| 12-29-62 | Blue 10-6 (20,000) |
| 12-28-63 | Gray 21-14 (20,000) |
| 12-26-64 | Blue 10-6 (16,000) |
| 12-25-65 | Gray 23-19 (18,000) |
| 12-24-66 | Blue 14-9 (18,000) |
| 12-30-67 | Blue 22-16 (23,350) |
| 12-28-68 | Gray 28-7 (18,000) |
| 12-27-69 | Tie 6-6 (21,500) |
| 12-28-70 | Gray 38-7 (23,000) |
| 12-28-71 | Gray 9-0 (24,000) |
| 12-27-72 | Gray 27-15 (20,000) |
| 12-18-73 | Blue 20-14 (21,000) |
| 12-17-74 | Blue 29-24 (12,000) |
| 12-19-75 | Blue 14-13 (10,000) |
| 12-24-76 | Gray 31-10 (16,000) |
| 12-30-77 | Blue 20-16 (5,000) |
| 12-29-78 | Gray 28-24 (18,380) |
| 12-25-79 | Blue 22-13 (18,312) |
| 12-25-80 | Blue 24-23 (25,000) |
| 12-25-81 | Blue 21-9 (19,000) |
| 12-25-82 | Gray 20-10 (21,000) |
| 12-25-83 | Gray 17-13 (2,000) |
| 12-25-84 | Gray 33-6 (24,080) |
| 12-25-85 | Blue 27-20 (18,500) |
| 12-25-86 | Blue 31-7 (18,500) |
| 12-25-87 | Gray 12-10 (20,300) |
| 12-25-88 | Blue 22-21 (20,000) |
| 12-25-89 | Gray 28-10 (16,000) |
| 12-25-90 | Blue 17-14 (17,500) |
| 12-25-91 | Gray 20-12 (21,000) |
| 12-25-92 | Gray 27-17 (20,500) |
| 12-25-93 | Gray 17-10 (18,500) |
| 12-25-94 | Blue 38-27 (23,500) |
| 12-25-95 | Blue 26-7 (18,500) |
| 12-25-96 | Blue 44-34 (17,000) |
| 12-25-97 | Gray 31-24 (25,214) |
| 12-25-98 | Gray 31-24 (17,500) |
| 12-25-99 | Tie 22-22 (15,531) |
| 12-25-00 | Gray 40-37 (18,000) |
| 12-25-01 | Blue 28-10 (18,000) |
| 12-25-02 | No game played |
| 12-25-03 | Blue 31-24 (10,252) |
| 12-25-04 | No game played |
| 12-25-05 | No game played |

Series record: Gray won 33, Blue 29, 2 ties.

CAMP FOOTBALL FOUNDATION BOWL (1974)**CANADIAN-AMERICAN BOWL (1978-79) (Tampa, Fla.)**

| Date | Score (Attendance) |
|--------|---|
| 1-8-78 | U.S. All-Stars 22, Canadian All-Stars 7 (11,328) |
| 1-6-79 | U.S. All-Stars 34, Canadian All-Stars 14 (11,033) |

CHALLENGE BOWL (1978-79) (Seattle, Wash.)

| Date | Score (Attendance) |
|---------|--------------------------------------|
| 1-14-78 | Pacific-8 27, Big Ten 20 (20,578) |
| 1-13-79 | Pacific-10 36, Big Eight 23 (23,961) |

CHICAGO COLLEGE ALL-STAR FOOTBALL GAME (1934-76)

An all-star team composed of the top senior collegiate players met the National Football League champions (1933-66) or the Super Bowl champions (1967-75) from the previous season, beginning in 1934. The only time the all-stars did not play the league champions was in 1935. All games except 1943 and 1944 were played at Soldier Field, Chicago, Ill. The 1943 and 1944 games were played at Dyché Stadium, Evanston, Ill.

| Date | Score (Attendance) |
|---------|---|
| 8-31-34 | (Tie) Chicago Bears 0-0 (79,432) |
| 8-29-35 | Chicago Bears 5, All-Stars 0 (77,450) |
| 9-2-36 | (Tie) Detroit 7-7 (76,000) |
| 9-1-37 | All-Stars 6, Green Bay 0 (84,560) |
| 8-31-38 | All-Stars 28, Washington 16 (74,250) |
| 8-30-39 | New York Giants 9, All-Stars 0 (81,456) |
| 8-29-40 | Green Bay 45, All-Stars 28 (84,567) |
| 8-28-41 | Chicago Bears 37, All-Stars 13 (98,203) |
| 8-28-42 | Chicago Bears 21, All-Stars 0 (101,100) |
| 8-25-43 | All-Stars 27, Washington 7 (48,471) |
| 8-30-44 | Chicago Bears 24, All-Stars 21 (48,769) |
| 8-30-45 | Green Bay 19, All-Stars 7 (92,753) |
| 8-23-46 | All-Stars 16, Los Angeles 0 (97,380) |
| 8-22-47 | All-Stars 16, Chicago Bears 0 (105,840) |
| 8-20-48 | Chicago Cardinals 28, All-Stars 0 (101,220) |
| 8-12-49 | Philadelphia 38, All-Stars 0 (93,780) |
| 8-11-50 | All-Stars 17, Philadelphia 7 (88,885) |
| 8-17-51 | Cleveland 33, All-Stars 0 (92,180) |
| 8-15-52 | Los Angeles 10, All-Stars 7 (88,316) |
| 8-14-53 | Detroit 24, All-Stars 10 (93,818) |
| 8-13-54 | Detroit 31, All-Stars 6 (93,470) |
| 8-12-55 | All-Stars 30, Cleveland 27 (75,000) |
| 8-10-56 | Cleveland 26, All-Stars 0 (75,000) |
| 8-9-57 | New York Giants 22, All-Stars 12 (75,000) |
| 8-15-58 | All-Stars 35, Detroit 19 (70,000) |
| 8-14-59 | Baltimore 29, All-Stars 0 (70,000) |
| 8-12-60 | Baltimore 32, All-Stars 7 (70,000) |
| 8-4-61 | Philadelphia 28, All-Stars 14 (66,000) |
| 8-3-62 | Green Bay 42, All-Stars 20 (65,000) |
| 8-2-63 | All-Stars 20, Green Bay 17 (65,000) |
| 8-7-64 | Chicago Bears 28, All-Stars 17 (65,000) |
| 8-6-65 | Cleveland 24, All-Stars 16 (68,000) |
| 8-5-66 | Green Bay 38, All-Stars 0 (72,000) |
| 8-4-67 | Green Bay 27, All-Stars 0 (70,934) |
| 8-2-68 | Green Bay 34, All-Stars 17 (69,917) |
| 8-1-69 | New York Jets 26, All-Stars 24 (74,208) |
| 7-31-70 | Kansas City 24, All-Stars 3 (69,940) |
| 7-30-71 | Baltimore 24, All-Stars 17 (52,289) |
| 7-28-72 | Dallas 20, All-Stars 7 (54,162) |
| 7-27-73 | Miami 14, All-Stars 3 (54,103) |
| 1974 | No game played |
| 8-1-75 | Pittsburgh 21, All-Stars 14 (54,103) |
| 7-23-76 | *Pittsburgh 24, All-Stars 0 (52,895) |

*Game was not completed due to thunderstorms.

CHRISTIAN BOWL (1955) (Murfreesboro, Tenn.)

| Date | Score (Attendance) |
|----------|--------------------------|
| 12-26-55 | East 21, West 10 (4,000) |

COACHES ALL-AMERICAN GAME (1961-76) at Buffalo, N.Y.

| Date | Score (Attendance) |
|---------|---------------------------|
| 6-23-61 | West 30, East 20 (12,913) |
| 6-29-62 | East 13, West 8 (22,759) |
| 6-29-63 | West 22, East 21 (20,840) |
| 6-27-64 | East 18, West 15 (21,112) |
| 6-26-65 | East 34, West 14 (25,501) |

at Atlanta, Ga.

| | |
|---------|---------------------------|
| 7-9-66 | West 24, East 7 (38,236) |
| 7-9-67 | East 12, West 9 (29,145) |
| 6-28-68 | West 34, East 20 (21,120) |
| 6-28-69 | West 14, East 10 (17,008) |

at Lubbock, Texas

| | |
|---------|---------------------------|
| 6-28-70 | East 34, West 27 (42,150) |
| 6-26-71 | West 33, East 28 (43,320) |
| 6-24-72 | East 42, West 20 (42,314) |
| 6-23-73 | West 20, East 6 (43,272) |
| 6-22-74 | West 36, East 6 (42,368) |
| 6-21-75 | East 23, West 21 (36,108) |
| 6-19-76 | West 35, East 17 (36,504) |

COPPER BOWL (1958-60) (Tempe, Ariz.)

| Date | Score (Attendance) |
|----------|--|
| 12-20-58 | Southwest All-Stars 22, National All-Stars 13 (12,000) |
| 12-26-59 | National All-Stars 21, Southwest All-Stars 6 (16,000) |
| 12-31-60 | National All-Stars 27, Southwest All-Stars 8 (8,000) |

CRUSADE BOWL (1963) (Baltimore, Md.)

| Date | Score (Attendance) |
|--------|--------------------------|
| 1-6-63 | East 38, West 10 (2,400) |

DALLAS ALL-STAR GAME (1936-39) (Dallas, Texas)

| Date | Score |
|--------|---|
| 9-7-36 | Southwest All-Stars 7, Chicago Bears 6 |
| 9-6-37 | Southwest All-Stars 6, Chicago Bears 0 |
| 9-5-38 | Southwest All-Stars 13, Washington Redskins 7 |
| 9-4-39 | Green Bay Packers 31, Southwest All-Stars 20 |

DIXIE CLASSIC (1928-31) (Dallas, Texas)

| Date | Score (Attendance) |
|----------|--|
| 12-29-28 | Southwest Conference 14, Small Texas Schools 6 |
| 1-1-29 | Big Six Conference 14, Southwest Conference 6 (10,000) |
| 1-1-30 | Midwest 25, Southwest Conference 12 (15,000) |
| 1-1-31 | Southwest Conference 18, Midwest 0 (14,000) |

EAST-WEST BLACK ALL-STAR GAME (1971) (Houston, Texas)

| Date | Score (Attendance) |
|----------|--------------------------|
| 12-11-71 | East 19, West 10 (5,156) |

EAST-WEST COLLEGE ALL-STAR GAME (1932)

[Demonstrated at Tenth Olympiad, Los Angeles, Calif.; East team composed of players from Harvard, Princeton and Yale, West team composed of players from California, Southern California and Stanford]

| Date | Score (Attendance) |
|--------|-------------------------|
| 8-8-32 | West 7, East 6 (50,000) |

FREEDOM BOWL ALL-STAR CLASSIC (1984-86) (Atlanta, Ga. and Washington, D.C.)

Southwestern Athletic Conference vs. Mid-Eastern Athletic Conference.

| Date | Score (Attendance) |
|----------|---------------------------|
| 1-14-84 | SWAC 36, MEAC 22 (16,097) |
| 1-12-85 | SWAC 14, MEAC 0 (18,352) |
| 1-11-86 | SWAC 16, MEAC 14 (10,200) |
| 12-20-86 | MEAC 12, SWAC 7 (8,962) |

FREEDOM BOWL ALL-STAR CLASSIC (1990) (Houston, Texas)

| Date | Score |
|---------|--------------------|
| 1-13-90 | North 14, South 13 |

FREEDOM CLASSIC (1976)

| Date | Score (Attendance) |
|------|-------------------------|
| 1976 | West 12, East 9 (6,654) |

JAPAN BOWL**(Yokohama, Japan)**

| Date | Score (Attendance) |
|---------|---------------------|
| 1-18-76 | West 27-18 (68,000) |
| 1-16-77 | West 21-10 (58,000) |
| 1-15-78 | East 26-10 (32,500) |
| 1-14-79 | East 33-14 (55,000) |
| 1-13-80 | West 28-17 (27,000) |
| 1-17-81 | West 25-13 (30,000) |
| 1-16-82 | West 28-17 (28,000) |
| 1-23-83 | West 30-21 (30,000) |
| 1-15-84 | West 26-21 (26,000) |
| 1-13-85 | West 28-14 (30,000) |
| 1-11-86 | East 31-14 (30,000) |
| 1-11-87 | West 24-17 (30,000) |
| 1-10-88 | West 17-3 (30,000) |
| 1-15-89 | East 30-7 (29,000) |
| 1-13-90 | East 24-10 (27,000) |
| 1-12-91 | West 20-14 (30,000) |
| 1-11-92 | East 14-13 (50,000) |
| 1-9-93 | East 27-13 (46,000) |

LOS ANGELES ALL-STAR GAME (1948)
(Los Angeles, Calif.)

| Date | Score |
|---------|------------------|
| 1-18-48 | West 34, East 20 |

MARTIN LUTHER KING ALL-AMERICA CLASSIC (1990-91)

(Division I-A vs. all other divisions)

| Date | Score (Attendance) |
|---------|---|
| 1-15-90 | All Div. All-Stars 35, I-A All-Stars 24 (350) (at San Jose, Calif.) |
| 1-14-91 | I-A All-Stars 21, All Div. All-Stars 14 (6,272) (at St. Petersburg, Fla.) |

NEW YORK ALL-STAR GAME (New York, N.Y.)

| Date | Teams, Score |
|---------|--|
| 1936 | New York Giants 12, All-Stars 2 |
| 1937 | New York Giants 14, All-Stars 7 |
| 1938 | New York Giants 6, All-Stars 0 |
| 1939 | New York Giants 10, All-Stars 0 |
| 1940 | All-Stars 16, New York Giants 6 |
| 1941 | New York Giants 23, All-Stars 3 |
| 9-12-42 | Eastern Army All-Stars 16, New York Giants 0 (see Army All-Star Games) |
| 1947 | New York Giants 21, All-Stars 0 |
| 1949 | All-Stars 28, New York Giants 13 |

NORTH-SOUTH ALL-STAR SHRINE GAME (1930-34, 39-48, 1948-73, 1976)

| Date | Score (Attendance) |
|----------|---|
| 1-1-30 | North 21, South 12 (20,000) (at Atlanta, Ga.) (Southern Conference All-Star Game) |
| 12-28-30 | South 7, North 0 (2,000) (at New York, N.Y.) |
| 12-10-32 | South 7, North 6 (500) (at Baltimore, Md.) |
| 12-24-33 | North 3, South 0 (5,000) (at New York, N.Y.) |
| 1-1-34 | North 7, South 0 (12,000) (at Knoxville, Tenn.) (Southeastern Conference All-Star Game) |

at Birmingham, Ala.

| | |
|-------|--------------------|
| 1-39 | North 7, South 0 |
| 12-39 | South 33, North 20 |
| 12-40 | North 14, South 12 |
| 12-41 | South 16, North 0 |
| 12-42 | South 24, North 0 |
| 1-44 | South 24, North 7 |
| 1-45 | North 26, South 0 |
| 1-46 | South 20, North 13 |
| 1-47 | South 33, North 6 |
| 1-48 | North 19, South 13 |

at Miami, Fla.

| | |
|----------|-----------------------------|
| 12-25-48 | South 24, North 14 (33,056) |
| 12-25-49 | North 20, South 14 (37,378) |
| 12-25-50 | South 14, North 9 (39,132) |
| 12-25-51 | South 35, North 7 (39,995) |
| 12-25-52 | North 21, South 21 (42,866) |
| 12-25-53 | South 20, North 0 (44,715) |
| 12-25-54 | South 20, North 17 (37,847) |
| 12-26-55 | South 20, North 7 (42,179) |
| 12-26-56 | North 17, South 7 (39,181) |
| 12-25-57 | North 23, South 20 (28,303) |
| 12-27-58 | South 49, North 20 (35,519) |
| 12-26-59 | North 27, South 17 (35,185) |
| 12-26-60 | North 41, South 14 (26,146) |
| 12-25-61 | South 35, North 16 (18,892) |
| 12-22-62 | South 15, North 14 (16,952) |
| 12-21-63 | South 23, North 14 (19,120) |
| 12-25-64 | North 37, South 30 (29,124) |
| 12-25-65 | South 21, North 14 (25,640) |
| 12-26-66 | North 27, South 14 (28,569) |
| 12-25-67 | North 24, South 0 (17,400) |
| 12-25-68 | North 3, South 0 (18,063) |
| 12-25-69 | North 31, South 10 (23,527) |
| 12-25-70 | North 28, South 7 (15,402) |
| 12-27-71 | South 7, North 6 (18,640) |
| 12-25-72 | North 17, South 10 (18,013) |
| 12-25-73 | South 27, North 6 (10,672) |

at Pontiac, Mich.

| | |
|----------|----------------------------|
| 12-17-76 | South 24, North 0 (41,627) |
|----------|----------------------------|

OHIO SHRINE BOWL (1972-76)
(Columbus, Ohio)

| Date | Score |
|---------|------------------------------------|
| 12-9-72 | East 20, West 7 |
| 12-1-73 | East 8, West 6 |
| 12-7-74 | East 27, West 6 |
| 1975 | West 17, East 7 |
| 12-4-76 | East 24, West 8 (played elsewhere) |

OLYMPIA GOLD BOWL (1982)
(San Diego, Calif.)

| Date | Score (Attendance) |
|---------|---|
| 1-16-82 | National All-Stars 30, American All-Stars 21 (22,316) |

OLYMPIC GAME (1933)
(Chicago, Ill.)

| Date | Score (Attendance) |
|---------|--------------------------|
| 8-24-33 | East 13, West 7 (50,000) |

OPTIMIST ALL-AMERICA BOWL (1958-62)
(Tucson, Ariz.)

| Date | Score (Attendance) |
|----------|---|
| 1-4-58 | College All-Stars 56, Tucson Cowboys 28 |
| 1-3-59 | Major-College 14, Small-College 12 (10,000) |
| 1-2-60 | Major-College 53, Small-College 0 (14,500) |
| 12-26-60 | Major-College 25, Small-College 12 |
| 12-30-61 | Major-College 31, Small-College 0 (14,000) |
| 12-29-62 | Small-College 14, Major-College 13 |

POTATO BOWL (1967)
(Bakersfield, Calif.)

| Date | Score (Attendance) |
|----------|---------------------------|
| 12-23-67 | North 23, South 7 (5,600) |

ROCKY MOUNTAIN CONFERENCE-NORTH CENTRAL CONFERENCE GAME (1930)
(Elks Charity Bowl)
(Denver, Colo.)

| Date | Score |
|--------|------------------------------------|
| 1-1-30 | North Central 13, Rocky Mountain 6 |

SALAD BOWL ALL-STAR GAME (1955)
(Phoenix, Ariz.)

| Date | Score (Attendance) |
|----------|---|
| 1-1-55 | Skyline Conference 20, Border Conference 13 (8,000) |
| 12-31-55 | Border Conference 13, Skyline Conference 10 |

SHERIDAN BLACK ALL-STAR GAME (1979-82)
(See Black College All-Star Bowl)**SMOKE BOWL (1941)**
(Richmond, Va.)

| Date | Score (Attendance) |
|--------|--|
| 1-1-41 | Norfolk All-Stars 16, Richmond All-Stars 2 (5,000) |

SOUTHWEST CHALLENGE BOWL (1963-64)
(Corpus Christi, Texas)

| Date | Score (Attendance) |
|--------|------------------------------------|
| 1-5-63 | National 33, Southwest 13 |
| 1-4-64 | National 66, Southwest 14 (10,200) |

U.S. BOWL (1962)
(Washington, D. C.)

(Teams were composed of players selected in the recent NFL draft)

| Date | Score |
|--------|------------------|
| 1-7-62 | West 33, East 19 |

THE VILLAGES GRIDIRON CLASSIC**Playing Sites:** Florida Citrus Bowl, Orlando (1999-03); The Villages Polo Stadium, Lady Lake, Fla. (2004-05)

The Villages Gridiron Classic was known as the Rotary Gridiron Classic for the first five years. The format changed from a Team Florida vs. Team USA to a North vs. South format in 2004.

| Date | Score (Attendance) |
|---------|---------------------------------------|
| 1-16-99 | Team Florida 17, Team USA 9 (29,725) |
| 1-15-00 | Team USA 21, Team Florida 14 (21,298) |
| 1-13-01 | Team Florida 10, Team USA 0 (25,000) |
| 1-19-02 | Team Florida 42, Team USA 13 (20,344) |
| 1-25-03 | Team USA 20, Team Florida 17 (9,375) |
| 1-31-04 | North 35, South 31 (12,312) |
| 1-15-05 | South 24, North 21 (12,635) |

Series records: Team Florida-Team USA (1999-03)—Team Florida won 3, Team USA 2; North-South (2004-05)**—North won 1, South 1.**FORMER SPECIAL PRESEASON GAMES PLAYED IN USA****BCA CLASSIC****Sponsor:** Black Coaches' Association**Playing Sites:** Spartan Stadium, East Lansing, Mich. (1998); Royal-Memorial Stadium, Austin, Texas (1999); LaVell Edwards Stadium, Provo, Utah (2001); Memorial/Osborne Stadium, Lincoln, Neb. (2002); Arrowhead

Stadium, Kansas City, Mo. (2003); FedEx Field, Landover, Md. (2004)

| Date | Score (Attendance) |
|---------|---|
| 8-29-98 | Colorado St. 23, Michigan St. 16 (68,624) |
| 8-28-99 | North Carolina St. 23, Texas 20 (82,252) |
| 8-27-00 | Game cancelled because of weather |
| 8-25-01 | Brigham Young 70, Tulane 35 (49,008) |
| 8-24-02 | Nebraska 48, Arizona St. 10 (77,779) |
| 8-23-03 | Kansas St. 42, California 28 (50,823) |
| 8-28-04 | Southern California 24, Virginia Tech 13 (91,665) |

EDDIE ROBINSON CLASSIC**Playing Sites:** Ohio Stadium, Columbus, Ohio (1997); Memorial Stadium (now Memorial/Osborne Stadium), Lincoln, Neb. (1998); Notre Dame Stadium, South Bend, Ind. (1999); Arrowhead Stadium, Kansas City, Mo. (2000, 2002); Camp Randall Stadium, Madison, Wis. (2001)

| Date | Score (Attendance) |
|---------|---|
| 8-28-97 | Ohio St. 24, Wyoming 10 (89,112) |
| 8-29-98 | Nebraska 56, Louisiana Tech 27 (76,021) |
| 8-28-99 | Notre Dame 48, Kansas 13 (80,012) |
| 8-26-00 | Kansas St. 27, Iowa 7 (77,148) |
| 8-25-01 | Wisconsin 26, Virginia 17 (76,740) |
| 8-24-02 | Florida St. 38, Iowa St. 31 (55,132) |

KICKOFF CLASSIC**Sponsor:** National Association of Collegiate Directors of Athletics (NACDA).**Playing Site:** Giants Stadium (1983-02)

| Date | Score (Attendance) |
|---------|--|
| 8-29-83 | Nebraska 44, Penn St. 6 (71,123) |
| 8-27-84 | Miami (Fla.) 20, Auburn 18 (51,131) |
| 8-29-85 | Brigham Young 28, Boston College 14 (51,227) |
| 8-27-86 | Alabama 16, Ohio St. 10 (68,296) |
| 8-30-87 | Tennessee 23, Iowa 22 (54,681) |
| 8-27-88 | Nebraska 23, Texas A&M 14 (58,172) |
| 8-31-89 | Notre Dame 36, Virginia 13 (77,323) |
| 8-31-90 | Southern California 34, Syracuse 16 (57,293) |
| 8-28-91 | Penn St. 34, Georgia Tech 22 (77,409) |
| 8-29-92 | North Carolina St. 24, Iowa 14 (46,251) |
| 8-28-93 | Florida St. 42, Kansas 0 (51,734) |
| 8-28-94 | Nebraska 31, West Virginia 0 (58,233) |
| 8-27-95 | Ohio St. 38, Boston College 6 (62,711) |
| 8-25-96 | Penn St. 24, Southern California 7 (77,716) |
| 8-24-97 | Syracuse 34, Wisconsin 0 (51,185) |
| 8-31-98 | Florida St. 23, Texas A&M 14 (59,232) |
| 8-29-99 | Miami (Fla.) 23, Ohio St. 12 (73,037) |
| 8-27-00 | Southern California 29, Penn St. 5 (78,902) |
| 8-26-01 | Georgia Tech 13, Syracuse 7 (41,517) |
| 8-31-02 | Notre Dame 22, Maryland 0 (72,903) |

PIGSKIN CLASSIC**Playing Sites:** Anaheim Stadium (now Angel Stadium of Anaheim), Anaheim, Calif. (1990-94); Michigan Stadium, Ann Arbor, Michigan (1995); Cougar Stadium (now LaVell Edwards Stadium), Provo, Utah (1996); Soldier Field, Chicago (1997); L.A. Memorial Coliseum, Los Angeles, Calif. (1998); Beaver Stadium, State College, Pa. (1999); Alltel Stadium, Jacksonville, Fla. (2000); Memorial/Osborne Stadium, Lincoln, Neb. (2001); Ohio Stadium, Columbus, Ohio (2002)

| Date | Score (Attendance) |
|---------|---|
| 8-26-90 | Colorado 31, Tennessee 31 (33,458) |
| 8-29-91 | Florida St. 44, Brigham Young 28 (38,363) |
| 8-26-92 | Texas A&M 10, Stanford 7 (35,240) |
| 8-29-93 | North Carolina 31, Southern California 9 (49,309) |
| 8-29-94 | Ohio St. 34, Fresno St. 10 (28,513) |
| 8-26-95 | Michigan 18, Virginia 17 (101,444) |
| 8-24-96 | Brigham Young 41, Texas A&M 37 (55,229) |
| 8-23-97 | Northwestern 24, Oklahoma 0 (36,804) |
| 8-30-98 | Southern California 27, Purdue 17 (56,623) |
| 8-28-99 | Penn St. 41, Arizona 7 (97,168) |
| 8-26-00 | Florida St. 29, Brigham Young 3 (54,260) |
| 8-25-01 | Nebraska 21, TCU 7 (77,473) |
| 8-24-02 | Ohio St. 45, Texas Tech 21 (100,037) |

HISPANIC COLLEGE FUND CLASSIC**Sponsor:** Transamerica**Playing Sites:** Jones Stadium, Lubbock, Texas (2000); Memorial Stadium, Norman, Okla. (2001); Lane Stadium, Blacksburg, Va. (2002)

| Date | Score (Attendance) |
|---------|---|
| 8-26-00 | Texas Tech 24, New Mexico 3 (42,238) |
| 8-25-01 | Oklahoma 41, North Carolina 27 (75,423) |
| 8-25-02 | Virginia Tech 63, Arkansas St. 7 (54,016) |

JIM THORPE CLASSIC**Sponsor:** Jim Thorpe Association**Playing Sites:** Folsom Field, Boulder, Colo. (2001); Scott/Harrison Field, Charlottesville, Va. (2002)

| Date | Score (Attendance) |
|---------|---------------------------------------|
| 8-26-01 | Fresno St. 24, Colorado 22 (47,762) |
| 8-22-02 | Colorado St. 35, Virginia 29 (57,120) |

JOHN THOMPSON FOUNDATION CHALLENGE CLASSIC**Sponsor:** John Thompson Foundation**Playing Sites:** Papa John's Cardinal Stadium, Louisville, Ky. (2001); Camp Randall Stadium, Madison, Wis. (2002)

| Date | Score (Attendance) |
|---------|---|
| 8-23-01 | Louisville 45, New Mexico St. 24 (38,129) |
| 8-23-02 | Wisconsin 23, Fresno St. 21 (75,136) |

BCA BOWL**Playing Site:** Carter-Finley Stadium, Raleigh, N.C. (2002)

| Date | Score (Attendance) |
|---------|---|
| 8-24-02 | North Carolina St. 34, New Mexico 24 (47,018) |

CONFERENCE CHAMPIONSHIP GAMES**ATLANTIC COAST CONFERENCE CHAMPIONSHIP****Present Site:** Jacksonville, Fla.**Stadium (Capacity):** Alltel Stadium (77,497)**Playing Surface:** Grass**Playing Site:** Alltel Stadium, Jacksonville, Fla. (2005)

| Date | Score (Attendance) |
|---------|--|
| 12-3-05 | Florida St. (Atlantic Div.) 27, Virginia Tech (Coastal Div.) 22 (72,749) |

BIG 12 CONFERENCE CHAMPIONSHIP**Present Site:** Kansas City, Mo.**Stadium (Capacity):** Arrowhead Stadium (79,451)**Playing Surface:** Grass**Playing Sites:** Trans World Dome (now Edward Jones Dome), St. Louis, Mo. (1996; 1998); Alamodome, San Antonio, Texas (1997; 1999); Arrowhead Stadium, Kansas City, Mo. (2000, 2003-04); Texas Stadium, Irving, Texas (2001); Reliant Stadium, Houston, Texas (2002; 2005)

| Date | Score (Attendance) |
|---------|--|
| 12-7-96 | Texas (South Div.) 37, Nebraska (North Div.) 27 (63,109) |
| 12-6-97 | Nebraska (North Div.) 54, Texas A&M (South Div.) 15 (64,824) |
| 12-5-98 | Texas A&M (South Div.) 36, Kansas St. (North Div.) 33 (60,789) |
| 12-4-99 | Nebraska (North Div.) 22, Texas (South Div.) 6 (65,035) |
| 12-2-00 | Oklahoma (South Div.) 27, Kansas St. (North Div.) 24 (79,655) |
| 12-1-01 | Colorado (North Div.) 39, Texas (South Div.) 37 (65,675) |
| 12-7-02 | Oklahoma (South Div.) 29, Colorado (North Div.) 7 (63,332) |
| 12-6-03 | Kansas St. (North Div.) 35, Oklahoma (South Div.) 7 (79,451) |
| 12-4-04 | Oklahoma (South Div.) 42, Colorado (North Div.) 3 (62,130) |
| 12-3-05 | Texas (South Div.) 70, Colorado (North Div.) 3 (71,107) |

CONFERENCE USA CHAMPIONSHIP**Present Site:** Team with highest conference winning percentage**Stadium (Capacity):** To be determined**Playing Surface:** To be determined**Playing Site:** Florida Citrus Bowl, Orlando (2005)

| Date | Score (Attendance) |
|---------|---|
| 12-3-05 | Tulsa (West Div.) 44, UCF (East Div.) 27 (51,978) |

MID-AMERICAN CONFERENCE CHAMPIONSHIP**Present Site:** Detroit, Mich.**Stadium (Capacity):** Ford Field (65,000)**Playing Surface:** FieldTurf**Playing Sites:** Marshall University Stadium, Huntington, W. Va. (1997-00, 02); Glass Bowl, Toledo, Ohio (2001); Doyt Perry Stadium, Bowling Green, Ohio (2003); Ford Field, Detroit, Mich. (since 2004)

| Date | Score (Attendance) |
|----------|--|
| 12-5-97 | Marshall (East Div.) 34, Toledo (West Div.) 14 (28,021) |
| 12-4-98 | Marshall (East Div.) 23, Toledo (West Div.) 17 (28,085) |
| 12-3-99 | Marshall (East Div.) 34, Western Mich. (West Div.) 30 (28,069) |
| 12-1-00 | Marshall (East Div.) 19, Western Mich. (West Div.) 14 (24,816) |
| 11-30-01 | Toledo (West Div.) 41, Marshall (East Div.) 36 (20,025) |
| 12-07-02 | Marshall (East Div.) 49, Toledo (West Div.) 45 (24,582) |
| 12-4-03 | Miami (Ohio) (East Div.) 49, Bowling Green (West Div.) 27 (24,833) |
| 12-2-04 | Toledo (West Div.) 35, Miami (Ohio) (East Div.) 27 (22,138) |
| 12-1-05 | Akron (East Div.) 31, Northern Ill. (West Div.) 30 (12,051) |

SOUTHEASTERN CONFERENCE CHAMPIONSHIP**Present Site:** Atlanta, Ga.**Stadium (Capacity):** Georgia Dome (71,250)**Playing Surface:** FieldTurf**Playing Sites:** Legion Field, Birmingham, Ala. (1992-93); Georgia Dome, Atlanta (since 1994)

| Date | Score (Attendance) |
|---------|---|
| 12-5-92 | Alabama (Western Div.) 28, Florida (Eastern Div.) 21 (83,091) |
| 12-4-93 | Florida (Eastern Div.) 28, Alabama (Western Div.) 13 (76,345) |
| 12-3-94 | Florida (Eastern Div.) 24, Alabama (Western Div.) 23 (74,751) |
| 12-2-95 | Florida (Eastern Div.) 34, Arkansas (Western Div.) 3 (71,325) |
| 12-7-96 | Florida (Eastern Div.) 45, Alabama (Western Div.) 30 (74,132) |
| 12-6-97 | Tennessee (Eastern Div.) 30, Auburn (Western Div.) 29 (74,896) |
| 12-5-98 | Tennessee (Eastern Div.) 24, Mississippi St. (Western Div.) 14 (74,795) |
| 12-4-99 | Alabama (Western Div.) 34, Florida (Eastern Div.) 7 (74,309) |
| 12-2-00 | Florida (Eastern Div.) 28, Auburn (Western Div.) 6 (73,427) |
| 12-8-01 | LSU (Western Div.) 31, Tennessee (Eastern Div.) 20 (74,843) |
| 12-7-02 | Georgia (Eastern Div.) 30, Arkansas (Western Div.) 3 (75,835) |
| 12-6-03 | LSU (Western Div.) 34, Georgia (Eastern Div.) 13 (74,913) |
| 12-4-04 | Auburn (Western Div.) 38, Tennessee (Eastern Div.) 28 (74,892) |
| 12-3-05 | Georgia (Eastern Div.) 34, LSU (Western Div.) 14 (73,717) |

WESTERN ATHLETIC CONFERENCE CHAMPIONSHIP**Site:** Las Vegas, Nev.**Stadium (Capacity):** Sam Boyd (32,000)**Playing Surface:** Monsanto Turf**Playing Site:** Sam Boyd Stadium (1996-98)

| Date | Score (Attendance) |
|---------|--|
| 12-7-96 | Brigham Young (Mountain Div.) 28, Wyoming (Pacific Div.) 25 (41,238) |
| 12-6-97 | Colorado St. (Pacific Div.) 41, New Mexico (Mountain Div.) 13 (12,706) |
| 12-5-98 | Air Force (Pacific Div.) 20, Brigham Young (Mountain Div.) 13 (32,745) |

REGULAR-SEASON GAMES PLAYED IN FOREIGN COUNTRIES**TOKYO, JAPAN****(Called Mirage Bowl 1976-85, Coca-Cola Classic from 1986. Played at Tokyo Olympic Memorial Stadium 1976-87, Tokyo Dome from 1988-93.)**

| Date | Score (Attendance) |
|----------|---|
| 9-4-76 | Grambling 42, Morgan St. 16 (50,000) |
| 12-11-77 | Grambling 35, Temple 32 (50,000) |
| 12-10-78 | Temple 28, Boston College 24 (55,000) |
| 11-24-79 | Notre Dame 40, Miami (Fla.) 15 (62,574) |
| 11-30-80 | UCLA 34, Oregon St. 3 (86,000) |
| 11-28-81 | Air Force 21, San Diego St. 16 (80,000) |
| 11-27-82 | Clemson 21, Wake Forest 17 (64,700) |
| 11-26-83 | SMU 34, Houston 12 (70,000) |
| 11-17-84 | Army 45, Montana 31 (60,000) |
| 11-30-85 | Southern California 20, Oregon 6 (65,000) |

| Date | Score (Attendance) |
|----------|---|
| 11-30-86 | Stanford 29, Arizona 24 (55,000) |
| 11-28-87 | California 17, Washington St. 17 (45,000) |
| 12-3-88 | Oklahoma St. 45, Texas Tech 42 (56,000) |
| 12-4-89 | Syracuse 24, Louisville 13 (50,000) |
| 12-2-90 | Houston 62, Arizona St. 45 (50,000) |
| 11-30-91 | Clemson 33, Duke 21 (50,000) |
| 12-6-92 | Nebraska 38, Kansas St. 24 (50,000) |
| 12-5-93 | Wisconsin 41, Michigan St. 20 (51,500) |

MELBOURNE, AUSTRALIA

| Date | Score (Attendance) |
|----------|--|
| 12-6-85* | Wyoming 24, UTEP 21 (22,000) |
| 12-4-87† | Brigham Young 30, Colorado St. 26 (76,652) |

*Played at V.F.L. Park. †Played at Princes Park.

YOKOHAMA, JAPAN

| Date | Score (Attendance) |
|---------|------------------------------------|
| 12-2-78 | Brigham Young 28, UNLV 24 (27,500) |

OSAKA, JAPAN

| Date | Score (Attendance) |
|--------|-----------------------------------|
| 9-3-78 | Utah St. 10, Idaho St. 0 (15,000) |

HAVANA, CUBA**(Played at Almandares Park)**

| Date | Score (Attendance) |
|----------|--------------------------------------|
| 12-25-07 | LSU 56, Havana University 0 (10,000) |

DUBLIN, IRELAND**#Called Emerald Isle Classic. Played at Lansdowne Road Stadium. *Played at Croke Park.**

| Date | Score (Attendance) |
|----------|--------------------------------------|
| 11-19-88 | Boston College 38, Army 24 (45,525)# |
| 12-2-89 | Pittsburgh 46, Rutgers 29 (19,800)# |
| 11-2-96 | Notre Dame 54, Navy 27 (38,651)* |

LONDON, ENGLAND

| Date | Score (Attendance) |
|----------|-----------------------------------|
| 10-16-88 | Richmond 20, Boston U. 17 (6,000) |

MILAN, ITALY**(Played at The Arena.)**

| Date | Score (Attendance) |
|----------|---------------------------------------|
| 10-28-89 | Villanova 28, Rhode Island 25 (5,000) |

LIMERICK, IRELAND**(Wild Geese Classic. Played at Limerick Gaelic Grounds.)**

| Date | Score (Attendance) |
|----------|------------------------------------|
| 11-16-91 | Holy Cross 24, Fordham 19 (17,411) |

FRANKFURT, GERMANY**(Played at Wald Stadium.)**

| Date | Score (Attendance) |
|---------|-----------------------------------|
| 9-19-92 | Heidelberg 7, Otterbein 7 (4,351) |

GALWAY, IRELAND**(Called Christopher Columbus Classic.)**

| Date | Score (Attendance) |
|----------|----------------------------|
| 11-29-92 | Bowdoin 7, Tufts 6 (2,500) |

HAMILTON, BERMUDA**(Played at Bermuda National Soccer Stadium.)**

| Date | Score (Attendance) |
|----------|---------------------------------------|
| 11-20-93 | Georgetown 17, Wash. & Lee 14 (3,218) |
| 11-19-94 | Davidson 28, Sewanee 14 (2,000) |
| 10-28-95 | Fordham 17, Holy Cross 10 (2,436) |

EXHIBITION GAMES**(Games involving an active NCAA member versus an exhibition opponent played in the United States. Not counted as a regular-season game.)****ORLANDO, FLORIDA****(Played at Citrus Bowl)**

| Date | Score (Attendance) |
|---------|--------------------------------|
| 10-3-92 | UCF 42, Moscow Bears 6 (5,412) |

EXHIBITION GAMES PLAYED IN FOREIGN COUNTRIES**(Games involving an active NCAA member versus a team from another country. Not counted as a regular-season game.)****KYOTO, JAPAN****(Played at Nishi Kyogoku Stadium)**

| Date | Score (Attendance) |
|---------|-------------------------------|
| 3-29-97 | Harvard 42, Kyoto 35 (16,000) |

COLLEGE FOOTBALL TROPHY GAMES

Following is a list of the current college football trophy games. The games are listed alphabetically by the trophy-object name. The date refers to the season the trophy was first exchanged and is not necessarily the start of competition between the participants. A game involving interdivision teams is listed in the higher-division classification.

DIVISION I-A

| Trophy | Date | Colleges |
|-------------------------|------|--|
| Anniversary Award | 1985 | Bowling Green-Kent St. |
| Apple Cup | 1962 | Washington-Washington St. |
| Axe | 1933 | California-Stanford |
| Band Drum | 1935 | Kansas-Missouri |
| Battle for the Bell | 1997 | Marshall-Ohio |
| Bayou Bucket | 1974 | Houston-Rice |
| Beehive Boot | 1971 | Brigham Young, Utah, Utah St., Southern Utah, Weber St. |
| Bell | 1927 | Missouri-Nebraska |
| Bell Clapper | 1931 | Oklahoma-Oklahoma St. |
| Big Game | 1979 | Arizona-Arizona St. |
| Black Diamond Trophy | 1997 | Virginia Tech-West Virginia |
| Blue Key Victory Bell | 1940 | Ball St.-Indiana St. |
| Brass Spittoon | 1950 | Indiana-Michigan St. |
| Brass Spittoon | 1981 | New Mexico St.-UTEP |
| Bronze Boot | 1968 | Colorado St.-Wyoming |
| Cannon | 1943 | Illinois-Purdue |
| Commander in Chief's | 1972 | Air Force, Army, Navy |
| Commonwealth Cup | 1996 | Virginia-Virginia Tech |
| Cy-Hawk | 1977 | Iowa-Iowa St. |
| Floyd of Rosedale | 1935 | Iowa-Minnesota |
| Foy-O.D.K. | 1948 | Alabama-Auburn |
| Fremont Cannon | 1970 | Nevada-UNLV |
| Golden Boot | 1996 | LSU-Arkansas |
| Golden Egg | 1927 | Mississippi-Mississippi St. |
| Golden Hat | 1941 | Oklahoma-Texas |
| Governor's Cup | 1969 | Kansas-Kansas St. |
| Governor's Cup | 1958 | Florida-Florida St. |
| Governor's Cup | 1983 | Colorado-Colorado St. |
| Governor's Cup | 1994 | Louisville-Kentucky |
| Governor's Cup | 1995 | Georgia-Georgia Tech |
| Governor's Flag* | 1953 | Arizona-Arizona St. |
| Governor's Victory Bell | 1993 | Minnesota-Penn St. |
| Illibuck | 1925 | Illinois-Ohio St. |
| Iron Bowl | 1983 | Alabama-Auburn |
| Jefferson-Epps Trophy | 1995 | Florida St.-Virginia |
| Keg of Nails | 1950 | Cincinnati-Louisville |
| Kit Carson Rifle | 1938 | Arizona-New Mexico |
| Land Grant Trophy | 1993 | Michigan St.-Penn St. |
| Little Brown Jug | 1909 | Michigan-Minnesota |
| Mayors' Cup | 1998 | Rice-SMU |
| Megaphone | 1949 | Michigan St.-Notre Dame |
| Old Oaken Bucket | 1925 | Indiana-Purdue |
| Old Wagon Wheel | 1948 | Brigham Young-Utah St. |
| Paniolo Trophy | 1979 | Hawaii-Wyoming |
| Paul Bunyan Axe | 1948 | Minnesota-Wisconsin |

Trophy

| | |
|----------------------------------|------|
| Paul Bunyan-Governor of Michigan | 1953 |
| Peace Pipe | 1929 |
| Peace Pipe | 1955 |
| Peace Pipe | 1980 |
| Ram-Falcon | 1980 |
| Sabine Shoe | 1937 |
| Schwartzwalder Trophy | 1993 |
| Shillelagh | 1952 |
| Shillelagh | 1958 |
| Silver Spade/Brass Spittoon | 1955 |
| Steel Tire | 1976 |
| Telephone | 1960 |
| Territorial Cup | 1899 |
| Textile Bowl | 1981 |
| Tomahawk | 1945 |
| Victory Bell | 1942 |
| Victory Bell | 1948 |
| Victory Bell | 1948 |
| Wagon Wheel | 1946 |
| Williams Trophy | 1998 |

*Changed to Big Game Trophy in 1979.

DIVISION I-AA

| Trophy | Date | Colleges |
|--------------------------------|------|--------------------------------------|
| Battle for the Paddle | 1998 | Nicholls St.-Texas St. |
| Bill Knight | 1986 | Massachusetts-New Hampshire |
| Brice-Colwell Musket | 1946 | Maine-New Hampshire |
| Chief Caddo | 1962 | Northwestern St.-Stephen F. Austin |
| Gem State | 1978 | Boise St., Idaho, Idaho St. |
| Governor's | 1979 | Central Conn. St.-Southern Conn. St. |
| Governor's Cup | 1972 | Brown-Rhode Island |
| Governor's Cup | 1975 | Dartmouth-Princeton |
| Governor's Cup | 1984 | Eastern Wash.-Idaho |
| Grizzly-Bobcat Painting | 1984 | Montana-Montana St. |
| Harvey—Shin-A-Ninny Totem Pole | 1961 | Middle Tenn.-Tennessee Tech |
| Little Brown Stein | 1938 | Idaho-Montana |
| Mare's | 1987 | Murray St.-Tenn.-Martin |
| Ol' Mountain Jug | 1976 | Appalachian St.-Western Caro. |
| Ol' School Bell | 1988 | Jacksonville St.-Troy |
| Ram—Crusader Cup | 1951 | Fordham-Holy Cross |
| Red Belt | 1978 | Murray St.-Western Ky. |
| Ron Rogerson Memorial | 1988 | Maine-Rhode Island |
| Silver Shako | 1976 | Citadel-VMI |
| Team of Game's MVP | 1960 | Lafayette-Lehigh |
| Top Dog | 1971 | Butler-Indianapolis |
| Victory Carriage | 1960 | UC Davis-Sacramento St. |

NON-NCAA MEMBERS

| Trophy | Date | Colleges |
|----------------------|------|---------------------------------|
| Home Stake-Gold Mine | 1950 | Black Hills St.-South Dak. Tech |
| Paint Bucket | 1961 | Jamestown-Valley City St. |



Coaching Records

| | |
|-------------------------------------|-----|
| All-Divisions Coaching Records..... | 370 |
| Division I-A Coaching Records..... | 372 |
| Division I-AA Coaching Records..... | 382 |
| Coaching Honors..... | 387 |



All-Divisions Coaching Records

Winningest All-Time Coaches

BY PERCENTAGE

This list includes all coaches with at least 10 seasons at four-year colleges (regardless of division or association). Bowl and playoff games included.

| Coach (Alma Mater) (Colleges Coached, Tenure) | Years | Won | Lost | Tied | Pct.† |
|--|-------|-----|------|------|-------|
| 1. *Larry Kehres (Mount Union 1971) (Mount Union 1986-05) | 20 | 231 | 20 | 3 | .915 |
| 2. Knute Rockne (Notre Dame 1914) (Notre Dame 1918-30) | 13 | 105 | 12 | 5 | .881 |
| 3. Frank Leahy (Notre Dame 1931) (Boston College 1939-40, Notre Dame 41-43, 46-53) | 13 | 107 | 13 | 9 | .864 |
| 4. Bob Reade (Cornell College 1954) (Augustana [Ill.] 1979-94) | 16 | 146 | 23 | 1 | .862 |
| 5. Doyt Perry (Bowling Green 1932) (Bowling Green 1955-64) | 10 | 77 | 11 | 5 | .855 |
| 6. Dick Farley (Boston U. 1968) (Williams 1987-03) | 17 | 114 | 19 | 3 | .849 |
| 7. George Woodruff (Yale 1889) (Penn 1892-01, Illinois 1903, Carlisle 1905) | 12 | 142 | 25 | 2 | .846 |
| 8. Alonzo S. Jake Gaither (Knoxville 1927) (Florida A&M 1945-69) | 25 | 204 | 36 | 4 | .844 |
| 9. Dave Maurer (Denison 1954) (Wittenberg 1969-83) | 15 | 129 | 23 | 3 | .842 |
| 10. Paul Hoerneman (Heidelberg 1938) (Heidelberg 1946-59) | 14 | 102 | 18 | 4 | .839 |
| 11. Barry Switzer (Arkansas 1960) (Oklahoma 1973-88) | 16 | 157 | 29 | 4 | .837 |
| 12. Tom Osborne (Hastings 1959) (Nebraska 1973-97) | 25 | 255 | 49 | 3 | .836 |
| 13. Don Coryell (Washington 1950) (Whittier 1957-59, San Diego St. 61-72) | 15 | 127 | 24 | 3 | .834 |
| 14. Percy Haughton (Harvard 1899) (Cornell 1899-00, Harvard 1908-16, Columbia 1923-24) | 13 | 96 | 17 | 6 | .832 |
| 15. *Joe Fincham (Ohio 1988) (Wittenberg 1996-05) | 10 | 93 | 19 | 0 | .830 |
| 16. *Mike Kelly (Manchester 1970) (Dayton 1981-05) | 25 | 231 | 47 | 1 | .830 |
| 17. Bob Neyland (Army 1916) (Tennessee 1926-34, 36-40, 46-52) | 21 | 173 | 31 | 12 | .829 |
| 18. Fielding Yost (West Virginia 1895) (Ohio Wesleyan 1897, Nebraska 1898, Kansas 1899, Stanford 1900, Michigan 1901-23, 25-26) | 29 | 196 | 36 | 12 | .828 |
| 19. Bud Wilkinson (Minnesota 1937) (Oklahoma 1947-63) | 17 | 145 | 29 | 4 | .826 |
| 20. *Chuck Broyles (Pittsburg St. 1970) (Pittsburg St. 1990-05) | 16 | 164 | 34 | 2 | .825 |
| 21. Jay Locey (Oregon St. 1978) (Linfield 1996-05) | 10 | 84 | 18 | 0 | .824 |
| 22. Chuck Klausung (Slippery Rock 1948) (Indiana [Pa.] 1964-69, Carnegie Mellon 1976-85) | 16 | 123 | 26 | 2 | .821 |
| 23. Henry A. Kean (Fisk 1920) (Kentucky St. 1931-42, Tennessee St. 1944-54) | 23 | 165 | 33 | 9 | .819 |
| 24. Jock Sutherland (Pittsburgh 1918) (Lafayette 1919-23, Pittsburgh 1924-38) | 20 | 144 | 28 | 14 | .812 |
| 25. Ron Schipper (Hope 1952) (Central [Iowa] 1961-96) | 36 | 287 | 67 | 3 | .808 |
| 26. *Ken Sparks (Carson-Newman 1968) (Carson-Newman 1980-05) | 26 | 251 | 59 | 2 | .808 |
| 27. Bob Devaney (Alma 1939) (Wyoming 1957-61, Nebraska 1962-72) | 16 | 136 | 30 | 7 | .806 |
| 28. *Dan Hawkins (UC Davis 1984) (Willamette 1993-97, Boise St. 2001-05, Colorado 2006) | 10 | 93 | 22 | 1 | .806 |
| 29. Frank Thomas (Notre Dame 1923) (Chattanooga 1925-28, Alabama 1931-42, 44-46) | 19 | 141 | 33 | 9 | .795 |
| 30. Ad Rutschman (Linfield 1954) (Linfield 1968-91) | 24 | 183 | 48 | 3 | .788 |
| 31. Henry Williams (Yale 1891) (Army 1891, Minnesota 1900-21) | 23 | 141 | 34 | 12 | .786 |
| 32. Pete Schmidt (Alma 1970) (Albion 1983-96) | 14 | 104 | 27 | 4 | .785 |
| 33. Jim Sochor (San Fran. St. 1960) (UC Davis 1970-88) | 19 | 156 | 41 | 5 | .785 |
| 34. William M. Bill Edwards (Wittenberg 1931) (Case Tech 1934-40, Vanderbilt 1949-52, Wittenberg 1955-68) | 25 | 176 | 46 | 8 | .783 |

Coach (Alma Mater)

| (Colleges Coached, Tenure) | Years | Won | Lost | Tied | Pct.† |
|---|-------|-----|------|------|-------|
| 35. Gil Dobie (Minnesota 1902) (North Dakota St. 1906-07, Washington 1908-16, Navy 1917-19, Cornell 1920-35, Boston College 1936-38) | 33 | 180 | 45 | 15 | .781 |
| 36. Bear Bryant (Alabama 1936) (Maryland 1945, Kentucky 1946-53, Texas A&M 1954-57, Alabama 1958-82) | 38 | 323 | 85 | 17 | .780 |
| 37. *John Gagliardi (Colorado Col. 1949) (Carroll [Mont.] 1949-52, St. John's [Minn.] 1953-05) | 57 | 432 | 118 | 11 | .780 |
| 38. *David Bennett (Presbyterian 1984) (Catawba 1995-01, Coastal Caro. 2003-05) | 10 | 88 | 25 | 0 | .779 |
| 39. Fred Folsom (Dartmouth 1895) (Colorado 1895-99, 01-02, Dartmouth 1903-06, Colorado 1908-15) | 19 | 106 | 28 | 6 | .779 |
| 40. *Jimmie Keeling (Howard Payne 1958) (Hardin-Simmons 1990-05) | 16 | 135 | 39 | 0 | .776 |
| 41. *Phillip Fulmer (Tennessee 1972) (Tennessee 1992-05) | 14 | 128 | 37 | 0 | .776 |
| 42. Bo Schembechler (Miami [Ohio] 1951) (Miami [Ohio] 1963-68, Michigan 1969-89) | 27 | 234 | 65 | 8 | .775 |
| 43. Roger Harring (Wis.-La Crosse 1958) (Wis.-La Crosse 1969-99) | 31 | 261 | 75 | 7 | .771 |
| 44. *K.C. Keeler (Delaware 1981) (Rowan 1993-01, Delaware 2002-05) | 13 | 124 | 37 | 1 | .769 |
| 45. *Bobby Bowden (Samford 1953) (Samford 1959-62, West Virginia 1970-75, Florida St. 1976-05) | 40 | 359 | 107 | 4 | .768 |
| 46. Fritz Crisler (Chicago 1922) (Minnesota 1930-31, Princeton 1932-37, Michigan 1938-47) | 18 | 116 | 32 | 9 | .768 |
| 47. Charley Moran (Tennessee 1898) (Texas A&M 1909-14, Centre 1919-23, Bucknell 1924-26, Catawba 1930-33) | 18 | 122 | 33 | 12 | .766 |
| 48. *Steve Spurrier (Florida 1967) (Duke 1987-89, Florida 1990-01, South Carolina 2005) | 16 | 149 | 45 | 2 | .765 |
| 49. Wallace Wade (Brown 1917) (Alabama 1923-30, Duke 1931-41, 46-50) | 24 | 171 | 49 | 10 | .765 |
| 50. Frank Kush (Michigan St. 1953) (Arizona St. 1958-79) | 22 | 176 | 54 | 1 | .764 |

*Active coach. †Ties computed as half won and half lost.

BY VICTORIES

This list includes all coaches with at least 10 seasons at four-year colleges (regardless of division or association). Bowl and playoff games included.

| Coach (Alma Mater) (Colleges Coached, Tenure) | Years | Won | Lost | Tied | Pct.† |
|--|-------|-----|------|------|-------|
| 1. *John Gagliardi (Colorado Col. 1949) (Carroll [Mont.] 1949-52, St. John's [Minn.] 1953-05) | 57 | 432 | 118 | 11 | .780 |
| 2. Eddie Robinson (Leland 1941) (Grambling 1941-42, 45-97) | 55 | 408 | 165 | 15 | .707 |
| 3. *Bobby Bowden (Samford 1953) (Samford 1959-62, West Virginia 1970-75, Florida St. 1976-05) | 40 | 359 | 107 | 4 | .768 |
| 4. *Joe Paterno (Brown 1950) (Penn St. 1966-05) | 40 | 354 | 117 | 3 | .750 |
| 5. Bear Bryant (Alabama 1936) (Maryland 1945, Kentucky 1946-53, Texas A&M 1954-57, Alabama 1958-82) | 38 | 323 | 85 | 17 | .780 |
| 6. Pop Warner (Cornell 1895) (Georgia 1895-96, Cornell 1897-98, Carlisle 1899-03, Cornell 1904-06, Carlisle 1907-14, Pittsburgh 1915-23, Stanford 1924-32, Temple 1933-38) | 44 | 319 | 106 | 32 | .733 |
| 7. Amos Alonzo Stagg (Yale 1890) (Springfield 1890-91, Chicago 1892-32, Pacific 1933-46) | 57 | 314 | 199 | 35 | .605 |
| 8. Roy Kidd (Eastern Ky. 1954) (Eastern Ky. 1964-02) | 39 | 313 | 124 | 8 | .712 |
| 9. Frosty Westering (Neb.-Omaha 1952) (Parsons 1962-63, Lea 1966-71, Pacific Lutheran 1972-03) | 40 | 305 | 96 | 7 | .756 |
| 10. Tubby Raymond (Michigan 1950) (Delaware 1966-01) | 36 | 300 | 119 | 3 | .714 |
| 11. Ron Schipper (Hope 1952) (Central [Iowa] 1961-96) | 36 | 287 | 67 | 3 | .808 |
| 12. Roger Harring (Wis.-La Crosse 1958) (Wis.-La Crosse 1969-99) | 31 | 261 | 75 | 7 | .771 |
| 13. LaVell Edwards (Utah St. 1952) (Brigham Young 1972-00) | 29 | 257 | 101 | 3 | .716 |

| Coach (Alma Mater) (Colleges Coached, Tenure) | Years | Won | Lost | Tied | Pct.† |
|--|-------|-----|------|------|-------|
| 14. Tom Osborne (Hastings 1959) (Nebraska 1973-97) | 25 | 255 | 49 | 3 | .836 |
| 15. *Ken Sparks (Carson-Newman 1968) (Carson-Newman 1980-05) | 26 | 251 | 59 | 2 | .808 |
| 16. *Frank Girardi (West Chester 1961) (Lycoming 1972-05) | 34 | 250 | 85 | 5 | .743 |
| 17. Lou Holtz (Kent St. 1959) (William & Mary 1969-71, North Carolina St. 1972-75, Arkansas 1977-83, Minnesota 1984-85, Notre Dame 1986-96, South Carolina 1999-04) | 33 | 249 | 132 | 7 | .651 |
| 18. Woody Hayes (Denison 1935) (Denison 1946-48, Miami [Ohio] 1949-50, Ohio St. 1951-78) | 33 | 238 | 72 | 10 | .759 |
| 19. Billy Joe (Villanova 1963) (Cheyney 1972-78, Central St. [Ohio] 1981-93, Florida A&M 1994-04) | 31 | 237 | 108 | 4 | .685 |
| 20. #John A. Merritt (Kentucky St. 1950) (Jackson St. 1952-62, Tennessee St. 1963-83) | 32 | 235 | 70 | 12 | .760 |
| 21. Bo Schembechler [Miami (Ohio) 1951] (Miami [Ohio] 1963-68, Michigan 1969-89) | 27 | 234 | 65 | 8 | .775 |
| 22. Arnett W. Mumford (Wilberforce 1924) (Jarvis Christian 1924-26, Bishop 1927-29, Texas Col. 1931-35, Southern U. 1936-42, 44-61) | 36 | 233 | 85 | 23 | .717 |
| 23. Hayden Fry (Baylor 1951) (SMU 1962-72, North Texas 1973-78, Iowa 1979-98) | 37 | 232 | 178 | 10 | .564 |
| 24. *Larry Kehres (Mount Union 1971) (Mount Union 1986-05) | 20 | 231 | 20 | 3 | .915 |
| *Mike Kelly (Manchester 1970) (Dayton 1981-05) | 25 | 231 | 47 | 1 | .830 |
| 26. Fred T. Long (Millikin 1918) (Paul Quinn 1921-22, Wiley 1923-47, Prairie View 1948, Texas Col. 1949-55, Wiley 1956-65) | 45 | 227 | 151 | 31 | .593 |
| 27. Gene Carpenter (Huron 1963) (Adams St. 1968, Millersville 1970-00) | 32 | 219 | 89 | 6 | .707 |
| @Ron Harms (Valparaiso 1959) (Concordia [Neb.] 1964-69, Adams St. 1970-73, Tex. A&M-Kingsville 1979-99) | 31 | 219 | 112 | 4 | .660 |
| 29. Ron Randleman (William Penn 1964) (William Penn 1969-75, Pittsburg St. 1976-81, Sam Houston St. 1982-04) | 36 | 218 | 167 | 6 | .565 |
| 30. Jim Christopherson (Concordia-M'head 1960) (Concordia-M'head 1969-00) | 32 | 217 | 102 | 7 | .676 |
| Fred Martinelli (Otterbein 1951) (Ashland 1959-93) | 35 | 217 | 119 | 12 | .641 |
| 32. *Willard Bailey (Norfolk St. 1962) (Virginia Union 1971-83, Norfolk St. 1984-92, Virginia Union 1995-03, St. Paul's 2005) | 32 | 215 | 118 | 7 | .643 |
| 33. Bill Manlove (Temple 1958) (Widener 1969-91, Delaware Valley 1992-95, La Salle 1997-01) | 32 | 211 | 111 | 1 | .655 |
| 34. *Bob Ford (Springfield 1959) (St. Lawrence 1965-68, Albany [N.Y.] 1973-05) | 37 | 210 | 154 | 1 | .577 |
| 35. Peter Mazzaferro (Centre 1954) (Waynesburg 1959-62, Curry 1963, Bridgewater St. 1968-86, 88-04) | 41 | 209 | 157 | 11 | .569 |
| 36. Jess Neely (Vanderbilt 1924) (Rhodes 1924-27, Clemson 1931-39, Rice 1940-66) | 40 | 207 | 176 | 19 | .539 |
| 37. Jim Butterfield (Maine 1953) (Ithaca 1967-93) | 27 | 206 | 71 | 1 | .743 |
| 38. Bud Elliott (Baker 1953) (Southwestern [Kan.] 1964-68, Washburn 1969-70, Emporia St. 1971-73, Texas-Arlington 1974-83, Northwest Mo. St. 1988-93, Eastern N.M. 1994-04) | 37 | 205 | 179 | 9 | .533 |
| 39. Alonzo S. Jake Gaither (Knoxville 1927) (Florida A&M 1945-69) | 25 | 204 | 36 | 4 | .844 |
| 40. Warren Woodson (Baylor 1924) (Conway St. 1935-40, Hardin-Simmons 1941-42, 46-51, Arizona 1952-56, New Mexico St. 1958-67, Trinity [Tex.] 1972-73) | 31 | 203 | 95 | 14 | .673 |
| 41. Don Nehlen (Bowling Green 1958) (Bowling Green 1968-76, West Virginia 1980-00) | 30 | 202 | 128 | 8 | .609 |
| 42. Vince Dooley (Auburn 1954) (Georgia 1964-88) | 25 | 201 | 77 | 10 | .715 |
| Eddie Anderson (Notre Dame 1922) (Loras 1922-24, DePaul 1925-31, Holy Cross 1933-38, Iowa 1939-42, 46-49, Holy Cross 1950-64) | 39 | 201 | 128 | 15 | .606 |
| Keith W. Piper (Baldwin-Wallace 1948) (Denison 1954-92) | 39 | 201 | 141 | 18 | .583 |

| Coach (Alma Mater) (Colleges Coached, Tenure) | Years | Won | Lost | Tied | Pct.† |
|---|-------|-----|------|------|-------|
| 45. Darrell Mudra (Peru St. 1951) (Adams St. 1959-62, North Dakota St. 1963-65, Arizona 1967-68, Western Ill. 1969-73, Florida St. 1974-75, Eastern Ill. 1978-82, UNI 1983-87) | 26 | 200 | 81 | 4 | .709 |
| Jim Sweeney (Portland 1951) (Montana St. 1963-67, Washington St. 1968-75, Fresno St. 1976-77, 80-96) | 32 | 200 | 154 | 4 | .564 |
| 47. *Dennis Douds (Slippery Rock 1963) (East Stroudsburg 1974-05) | 32 | 199 | 130 | 3 | .604 |
| 48. Frank Cignetti (Indiana [Pa.] 1960) (West Virginia 1976-79, Indiana [Pa.] 1986-05) | 24 | 198 | 78 | 1 | .717 |
| Dana X. Bible (Carson-Newman 1912) (Mississippi Col. 1913-15, LSU 1916, Texas A&M 1917, 17-28, Nebraska 1929-36, Texas 1937-46) | 33 | 198 | 72 | 23 | .715 |
| 50. Dan McGugin (Michigan 1904) (Vanderbilt 1904-17, 19-34) | 30 | 197 | 55 | 19 | .762 |

*Active coach. †Ties computed as half won and half lost. #Tennessee State's participation in 1981 and 1982 Division IAA championships (1-2 record) vacated by action of the NCAA Committee on Infractions. @Texas A&M-Kingsville's participation in the 1996, 1997 and 1998 Division II championships (2-3 record) vacated by action of the NCAA Committee on Infractions.

Winningest Active Coaches

BY PERCENTAGE

This list includes all coaches with at least five seasons at four-year colleges (regardless of division or association). Bowl and playoff games included.

| Coach, College | Years | Won | Lost | Tied | Pct.† |
|--|-------|-----|------|------|-------|
| 1. Larry Kehres, Mount Union | 20 | 231 | 20 | 3 | .915 |
| 2. Chris Hatcher, Valdosta St. | 6 | 68 | 10 | 0 | .872 |
| 3. Larry Coker, Miami (Fla.) | 5 | 53 | 9 | 0 | .855 |
| 4. Jim Purtil, St. Norbert | 7 | 64 | 11 | 0 | .853 |
| 5. Pete Carroll, Southern California | 5 | 54 | 10 | 0 | .844 |
| 6. Joe Finchem, Wittenberg | 10 | 93 | 19 | 0 | .830 |
| 7. Mike Kelly, Dayton | 25 | 231 | 47 | 1 | .830 |
| 8. Chuck Broyles, Pittsburg St. | 16 | 164 | 34 | 2 | .825 |
| 9. Bob Stoops, Oklahoma | 7 | 75 | 16 | 0 | .824 |
| 10. Urban Meyer, Florida | 5 | 48 | 11 | 0 | .814 |
| 11. Charles Priore, Stony Brook | 6 | 39 | 9 | 0 | .813 |
| 12. Bryan Collins, C.W. Post | 8 | 73 | 17 | 0 | .811 |
| 13. Chris Creighton, Wabash | 9 | 76 | 18 | 0 | .809 |
| 14. Ken Sparks, Carson-Newman | 26 | 251 | 59 | 2 | .808 |
| 15. Dan Hawkins, Colorado | 10 | 93 | 22 | 1 | .806 |
| 16. Mark Richt, Georgia | 5 | 52 | 13 | 0 | .800 |
| 17. John Gagliardi, St. John's (Minn.) | 57 | 432 | 118 | 11 | .780 |
| 18. David Bennett, Coastal Caro. | 10 | 88 | 25 | 0 | .779 |
| 19. Jimmie Keeling, Hardin-Simmons | 16 | 135 | 39 | 0 | .776 |
| 20. Phillip Fulmer, Tennessee | 14 | 128 | 37 | 0 | .776 |
| 21. Dean Paul, Ohio Northern | 6 | 48 | 14 | 0 | .774 |
| 22. K.C. Keeler, Delaware | 13 | 124 | 37 | 1 | .769 |
| 23. Bobby Bowden, Florida St. | 40 | 359 | 107 | 4 | .768 |
| 24. Steve Spurrier, South Carolina | 16 | 149 | 45 | 2 | .765 |
| 25. Bill Zwaan, West Chester | 9 | 81 | 25 | 0 | .764 |

†Ties computed as half won and half lost.

BY VICTORIES

This list includes all coaches with at least five seasons at four-year colleges (regardless of division or association). Bowl and playoff games included.

| Coach, College | Years | Won | Lost | Tied | Pct.† |
|---------------------------------------|-------|-----|------|------|-------|
| 1. John Gagliardi, St. John's (Minn.) | 57 | 432 | 118 | 11 | .780 |
| 2. Bobby Bowden, Florida St. | 40 | 359 | 107 | 4 | .768 |
| 3. Joe Paterno, Penn St. | 40 | 354 | 117 | 3 | .750 |
| 4. Ken Sparks, Carson-Newman | 26 | 251 | 59 | 2 | .808 |
| 5. Frank Girardi, Lycoming | 34 | 250 | 85 | 5 | .743 |
| 6. Larry Kehres, Mount Union | 20 | 231 | 20 | 3 | .915 |
| Mike Kelly, Dayton | 25 | 231 | 47 | 1 | .830 |
| 8. Willard Bailey, St. Paul's | 32 | 215 | 118 | 7 | .643 |
| 9. Bob Ford, Albany (N.Y.) | 37 | 210 | 154 | 1 | .577 |
| 10. Dennis Douds, East Stroudsburg | 32 | 199 | 130 | 3 | .604 |
| 11. Frank Beamer, Virginia Tech | 25 | 188 | 102 | 4 | .646 |
| 12. Al Bagnoli, Penn | 24 | 185 | 58 | 0 | .761 |
| Jim Tressel, Ohio St. | 20 | 185 | 70 | 2 | .724 |
| 14. Joe Taylor, Hampton | 23 | 181 | 70 | 4 | .718 |
| 15. Chris Ault, Nevada | 21 | 177 | 73 | 1 | .707 |
| Mel Tjeerdsma, Northwest Mo. St. | 22 | 177 | 74 | 4 | .702 |
| 17. Walt Hameline, Wagner | 25 | 175 | 86 | 2 | .669 |
| Eric Hamilton, TCNJ | 29 | 175 | 109 | 6 | .614 |
| Jimmye Laycock, William & Mary | 26 | 175 | 119 | 2 | .595 |
| 20. Joe Glenn, Wyoming | 21 | 172 | 80 | 1 | .682 |

| Coach, College | Years | Won | Lost | Tied | Pct.† |
|---------------------------------------|-------|-----|------|------|-------|
| 21. Dennis Franchione, Texas A&M..... | 23 | 171 | 92 | 2 | .649 |
| 22. Mack Brown, Texas..... | 22 | 169 | 93 | 1 | .644 |
| Andy Talley, Villanova..... | 26 | 169 | 107 | 2 | .612 |
| 24. Wayne Perry, Hanover..... | 24 | 168 | 75 | 2 | .690 |
| 25. Rob Ash, Drake..... | 26 | 167 | 97 | 5 | .630 |

†Ties computed as half won and half lost.

Matchups of Coaches Each With 200 Victories

| Date | Coaches, Teams (Victories Going In) | Winner (Score) |
|------------|--|---|
| 11-11-1961 | Arnett Mumford, Southern U. (232) Fred Long, Wiley (215) | Wiley (21-19) Alabama (35-6) |
| 1-1-1978 | Bear Bryant, Alabama (272) Sugar Bowl Woody Hayes, Ohio St. (231) | Alabama (35-6) |
| 10-11-1980 | Eddie Robinson, Grambling (284) John Merritt, Tennessee St. (200) | Grambling (52-27) |
| 10-10-1981 | Eddie Robinson, Grambling (294) John Merritt, Tennessee St. (209) | Tennessee St. (14-10) |
| 10-9-1982 | Eddie Robinson, Grambling (301) John Merritt, Tennessee St. (218) | Tennessee St. (22-8) |
| 10-8-1983 | Eddie Robinson, Grambling (308) John Merritt, Tennessee St. (228) | Tie (7-7) |
| 11-28-1987 | John Gagliardi, St. John's (Minn.) (251) Ron Schipper, Central (Iowa) (202) | Central (Iowa) (13-3) St. John's (Minn.) (27-24) |
| 11-25-1989 | John Gagliardi, St. John's (Minn.) (268) Ron Schipper, Central (Iowa) (224) | St. John's (Minn.) (27-24) |
| 12-28-1990 | Joe Paterno, Penn St. (229) Blockbuster Bowl Bobby Bowden, Florida St. (204) | Florida St. (24-17) |
| 11-27-1993 | John Gagliardi, St. John's (Minn.) (305) Roger Harring, Wis.-La Crosse (210) | St. John's (Minn.) (47-25) |
| 1-1-1994 | Bobby Bowden, Florida St. (238) Orange Bowl Tom Osborne, Nebraska (206) | Florida St. (18-16) |
| 9-17-1994 | Joe Paterno, Penn St. (258) Hayden Fry, Iowa (202) | Penn St. (61-21) |
| 10-21-1995 | Joe Paterno, Penn St. (273) Hayden Fry, Iowa (210) | Penn St. (41-27) |
| 1-1-1996 | Bobby Bowden, Florida St. (258) Orange Bowl Lou Holtz, Notre Dame (208) | Florida St. (31-26) |
| 10-19-1996 | Joe Paterno, Penn St. (284) Hayden Fry, Iowa (217) | Iowa (21-20) |
| 11-17-1996 | Jim Malosky, Minn. Duluth (250) Roger Harring, Wis.-La Crosse (241) | Minn. Duluth (17-3) |
| 11-30-1996 | John Gagliardi, St. John's (Minn.) (336) Roger Harring, Wis.-La Crosse (242) | Wis.-La Crosse (37-30) |

| Date | Coaches, Teams (Victories Going In) | Winner (Score) |
|------------|--|---|
| 12-4-1999 | John Gagliardi, St. John's (Minn.) (364) Frosty Westering, Pacific Lutheran (274) | Pacific Lutheran (19-9) Florida St. (29-3) |
| 8-26-2000 | Bobby Bowden, Florida St. (304) LaVell Edwards, Brigham Young (251) | Florida St. (29-3) |
| 11-25-2000 | John Gagliardi, St. John's (Minn.) (374) Frosty Westering, Pacific Lutheran (286) | St. John's (Minn.) (28-21) (ot) |
| 12-1-2001 | John Gagliardi, St. John's (Minn.) (387) Frosty Westering, Pacific Lutheran (294) | St. John's (Minn.) (31-6) |
| 12-20-2003 | John Gagliardi, St. John's (Minn.) (413) Larry Kehres, Mount Union (205) | St. John's (Minn.) (24-6) |
| 10-2-2004 | Billy Joe, Florida A&M (235) Willard Bailey, Virginia Union (212) | Florida A&M (35-10) |
| 1-3-2006 | Bobby Bowden, Florida St. (359) Orange Bowl Joe Paterno, Penn St. (353) | Penn St. (26-23) (3 ot) |

Coaches With 200 or More Victories at One College

(Bowl and Playoff Games Included)

| Coach (College, Tenure) | Years | Won | Lost | Tied | Pct.# |
|--|-------|-----|------|------|-------|
| *John Gagliardi, St. John's (Minn.) (1953-) | †53 | 408 | 112 | 10 | .779 |
| Eddie Robinson, Grambling (1941-42, 45-97) | †55 | 408 | 165 | 15 | .707 |
| *Joe Paterno, Penn St. (1966-) | 40 | 354 | 117 | 3 | .750 |
| Roy Kidd, Eastern Ky. (1964-2002) | †39 | 315 | 123 | 8 | .715 |
| Tubby Raymond, Delaware (1966-2001) | †36 | 300 | 119 | 3 | .714 |
| Ron Schipper, Central (Iowa) (1961-96) | †36 | 287 | 67 | 3 | .808 |
| *Bobby Bowden, Florida St. (1976-) | 30 | 286 | 75 | 4 | .789 |
| Frosty Westering, Pacific Lutheran (1972-2003) | †32 | 261 | 70 | 4 | .785 |
| Roger Harring, Wis.-La Crosse (1969-99) | †31 | 261 | 75 | 7 | .771 |
| LaVell Edwards, Brigham Young (1972-2000) | 29 | 257 | 101 | 3 | .716 |
| Tom Osborne, Nebraska (1973-97) | 25 | 255 | 49 | 3 | .836 |
| Jim Malosky, Minn. Duluth (1958-97) | †40 | 255 | 125 | 13 | .665 |
| *Ken Sparks, Carson-Newman (1980-) | †26 | 251 | 59 | 2 | .808 |
| *Frank Girardi, Lycoming (1972-) | †34 | 250 | 85 | 5 | .743 |
| Amos Alonzo Stagg, Chicago (1892-1932) | 41 | 244 | 111 | 27 | .674 |
| Bear Bryant, Alabama (1958-82) | 25 | 232 | 46 | 9 | .824 |
| *Larry Kehres, Mount Union (1986-) | †20 | 231 | 20 | 3 | .915 |
| *Mike Kelly, Dayton (1981-) | †25 | 231 | 47 | 1 | .830 |
| Fred Martinelli, Ashland (1959-93) | †35 | 217 | 119 | 12 | .641 |
| Jim Butterfield, Ithaca (1967-93) | †27 | 206 | 71 | 1 | .743 |
| Woody Hayes, Ohio St. (1951-78) | 28 | 205 | 61 | 10 | .761 |
| Jake Gaiher, Florida A&M (1945-69) | †25 | 203 | 36 | 4 | .844 |
| Vince Dooley, Georgia (1964-88) | 25 | 201 | 77 | 10 | .715 |

†Zero to nine years in Division I-A. *Active coach. #Ties computed as half won and half lost.

Division I-A Coaching Records

Winningest Active Division I-A Coaches

BY PERCENTAGE

(Minimum five years as Division I-A head coach; record at four-year colleges only.)

| Coach, College | Years | Won | Lost | Tied | Pct.† |
|---|-------|-----|------|------|-------|
| 1. Larry Coker, Miami (Fla.)..... | 5 | 53 | 9 | 0 | .855 |
| 2. Pete Carroll, Southern California..... | 5 | 54 | 10 | 0 | .844 |
| 3. Bob Stoops, Oklahoma..... | 7 | 75 | 16 | 0 | .824 |
| 4. Urban Meyer, Florida..... | 5 | 48 | 11 | 0 | .814 |
| 5. Dan Hawkins, Colorado..... | 10 | 93 | 22 | 1 | .806 |
| 6. Mark Richt, Georgia..... | 5 | 52 | 13 | 0 | .800 |
| 7. Phillip Fulmer, Tennessee..... | 14 | 128 | 37 | 0 | .776 |
| 8. Bobby Bowden, Florida St..... | 40 | 359 | 107 | 4 | .768 |
| 9. Steve Spurrier, South Carolina..... | 16 | 149 | 45 | 2 | .765 |
| 10. Joe Paterno, Penn St..... | 40 | 354 | 117 | 3 | .750 |
| Lloyd Carr, Michigan..... | 11 | 102 | 34 | 0 | .750 |
| 12. Jim Tressel, Ohio St..... | 20 | 185 | 70 | 2 | .724 |
| 13. Dennis Erickson, Idaho..... | 17 | 144 | 57 | 1 | .715 |
| 14. Tom Amstutz, Toledo..... | 5 | 44 | 18 | 0 | .710 |
| 15. Chris Ault, Nevada..... | 21 | 177 | 73 | 1 | .707 |
| 16. Gary Patterson, TCU..... | 6 | 43 | 18 | 0 | .705 |
| 17. Frank Solich, Ohio..... | 7 | 62 | 26 | 0 | .705 |
| 18. Ralph Friedgen, Maryland..... | 5 | 41 | 20 | 0 | .672 |
| 19. Tommy Bowden, Clemson..... | 9 | 70 | 37 | 0 | .654 |
| 20. Dennis Franchione, Texas A&M..... | 23 | 171 | 92 | 2 | .649 |
| 21. Frank Beamer, Virginia Tech..... | 25 | 188 | 102 | 4 | .646 |
| 22. Mack Brown, Texas..... | 22 | 169 | 93 | 1 | .644 |

| Coach, College | Years | Won | Lost | Tied | Pct.† |
|---|-------|-----|------|------|-------|
| 23. Tommy Tuberville, Auburn..... | 11 | 85 | 47 | 0 | .644 |
| 24. Mike Leach, Texas Tech..... | 6 | 48 | 28 | 0 | .632 |
| 25. Les Miles, LSU..... | 5 | 39 | 23 | 0 | .629 |
| 26. Pat Hill, Fresno St..... | 9 | 72 | 43 | 0 | .626 |
| 27. Mike Bellotti, Oregon..... | 16 | 111 | 67 | 2 | .622 |
| 28. Chuck Amato, North Carolina St..... | 6 | 46 | 28 | 0 | .622 |
| 29. John L. Smith, Michigan St..... | 17 | 128 | 78 | 0 | .621 |
| 30. Fisher DeBerry, Air Force..... | 22 | 165 | 101 | 1 | .620 |
| 31. Terry Hoepfner, Indiana..... | 7 | 52 | 32 | 0 | .619 |
| 32. Sonny Lubick, Colorado St..... | 17 | 122 | 76 | 0 | .616 |
| 33. Tom O'Brien, Boston College..... | 9 | 66 | 42 | 0 | .611 |
| 34. Jim Leavitt, South Fla..... | 9 | 61 | 39 | 0 | .610 |
| 35. Dirk Koetter, Arizona St..... | 8 | 59 | 38 | 0 | .608 |

Fewer than five years as Division I-A head coach (must have at least five years at four-year college, includes record at all four-year colleges):

| Coach, College | Years | Won | Lost | Tied | Pct.† |
|---------------------------------|-------|-----|------|------|-------|
| Paul Johnson, Navy..... | 9 | 90 | 31 | 0 | .744 |
| Brian Kelly, Central Mich..... | 15 | 128 | 47 | 2 | .729 |
| Joe Glenn, Wyoming..... | 21 | 172 | 80 | 1 | .682 |
| Larry Blakeney, Troy..... | 15 | 119 | 60 | 1 | .664 |
| Bill Cubit, Western Mich..... | 6 | 41 | 22 | 1 | .648 |
| Chan Gailey, Georgia Tech..... | 7 | 52 | 33 | 0 | .612 |
| Skip Holtz, East Caro..... | 6 | 39 | 29 | 0 | .574 |
| Steve Roberts, Arkansas St..... | 11 | 59 | 58 | 1 | .504 |
| Bobby Johnson, Vanderbilt..... | 12 | 71 | 71 | 0 | .500 |

†Ties computed as half won and half lost.

BY VICTORIES

(Minimum five years as Division I-A head coach; record at four-year colleges only.)

| Coach, College | Years | Won | Lost | Tied | Pct.† |
|---------------------------------------|-------|-----|------|------|-------|
| 1. Bobby Bowden, Florida St. | 40 | 359 | 107 | 4 | .768 |
| 2. Joe Paterno, Penn St. | 40 | 354 | 117 | 3 | .750 |
| 3. Frank Beamer, Virginia Tech | 25 | 188 | 102 | 4 | .646 |
| 4. Jim Tressel, Ohio St. | 20 | 185 | 70 | 2 | .724 |
| 5. Chris Ault, Nevada | 21 | 177 | 73 | 1 | .707 |
| 6. Dennis Franchione, Texas A&M | 23 | 171 | 92 | 2 | .649 |
| 7. Mack Brown, Texas | 22 | 169 | 93 | 1 | .644 |
| 8. Fisher DeBerry, Air Force | 22 | 165 | 101 | 1 | .620 |
| 9. Dick Tomey, San Jose St. | 25 | 161 | 118 | 7 | .575 |
| 10. Steve Spurrier, South Carolina | 16 | 149 | 45 | 2 | .765 |
| 11. Mike Price, UTEP | 24 | 145 | 130 | 0 | .527 |
| 12. Dennis Erickson, Idaho | 17 | 144 | 57 | 1 | .715 |
| 13. Phillip Fulmer, Tennessee | 14 | 128 | 37 | 0 | .776 |
| John L. Smith, Michigan St. | 17 | 128 | 78 | 0 | .621 |
| Howard Schnellenberger, Fla. Atlantic | 21 | 128 | 107 | 3 | .544 |
| 16. Sonny Lubick, Colorado St. | 17 | 122 | 76 | 0 | .616 |
| 17. Glen Mason, Minnesota | 20 | 117 | 114 | 1 | .506 |
| 18. Mike Bellotti, Oregon | 16 | 111 | 67 | 2 | .622 |
| 19. Joe Tiller, Purdue | 15 | 106 | 73 | 1 | .592 |
| 20. Jeff Bower, Southern Miss. | 16 | 103 | 72 | 1 | .588 |
| 21. Lloyd Carr, Michigan | 11 | 102 | 34 | 0 | .750 |
| Gary Pinkel, Missouri | 15 | 102 | 67 | 3 | .602 |
| 23. Bobby Ross, Army | 17 | 100 | 92 | 2 | .521 |
| Rich Brooks, Kentucky | 21 | 100 | 134 | 4 | .429 |
| 25. Hal Mumme, New Mexico St. | 15 | 97 | 76 | 1 | .560 |
| 26. Dan Hawkins, Colorado | 10 | 93 | 22 | 1 | .806 |
| 27. Houston Nutt, Arkansas | 13 | 92 | 63 | 0 | .594 |
| 28. Watson Brown, UAB | 21 | 91 | 142 | 1 | .391 |
| 29. Tommy Tuberville, Auburn | 11 | 85 | 47 | 0 | .644 |
| 30. Rich Rodriguez, West Virginia | 13 | 84 | 58 | 2 | .590 |
| 31. Bob Stoops, Oklahoma | 7 | 75 | 16 | 0 | .824 |
| 32. Pat Hill, Fresno St. | 9 | 72 | 43 | 0 | .626 |
| 33. Tommy Bowden, Clemson | 9 | 70 | 37 | 0 | .654 |
| 34. Walt Harris, Stanford | 12 | 68 | 74 | 0 | .479 |
| 35. Ty Willingham, Washington | 11 | 67 | 60 | 0 | .527 |

Fewer than five years as Division I-A head coach (must have at least five years at four-year college, includes record at all four-year colleges):

| Coach, College | Years | Won | Lost | Tied | Pct.† |
|-----------------------------|-------|-----|------|------|-------|
| Joe Glenn, Wyoming | 21 | 172 | 80 | 1 | .682 |
| Brian Kelly, Central Mich. | 15 | 128 | 47 | 2 | .729 |
| Larry Blakeney, Troy | 15 | 119 | 60 | 1 | .664 |
| Paul Johnson, Navy | 9 | 90 | 31 | 0 | .744 |
| Bobby Johnson, Vanderbilt | 12 | 71 | 71 | 0 | .500 |
| Steve Roberts, Arkansas St. | 11 | 59 | 58 | 1 | .504 |
| Chan Gailey, Georgia Tech | 7 | 52 | 33 | 0 | .612 |
| Bill Cubit, Western Mich. | 6 | 41 | 22 | 1 | .648 |
| Skip Holtz, East Caro. | 6 | 39 | 29 | 0 | .574 |

†Ties computed as half won and half lost.

Winningest All-Time Division I-A Coaches

BY PERCENTAGE

Minimum 10 years as head coach at Division I-A institutions; record at four-year colleges only; bowl games included; ties computed as half won, half lost. Active coaches indicated by (*). College Football Hall of Fame members indicated by (†).

| Coach (Alma Mater) (Colleges Coached, Tenure) | Years | Won | Lost | Tied | Pct. |
|--|-------|-----|------|------|------|
| 1. Knute Rockne (Notre Dame 1914)† | 13 | 105 | 12 | 5 | .881 |
| (Notre Dame 1918-30) | | | | | |
| 2. Frank Leahy (Notre Dame 1931)† | 13 | 107 | 13 | 9 | .864 |
| (Boston College 1939-40; Notre Dame 41-43, 46-53) | | | | | |
| 3. George Woodruff (Yale 1889)† | 12 | 142 | 25 | 2 | .846 |
| (Penn 1892-1901; Illinois 03; Carlisle 05) | | | | | |
| 4. Barry Switzer (Arkansas 1960) | 16 | 157 | 29 | 4 | .837 |
| (Oklahoma 1973-88) | | | | | |
| 5. Tom Osborne (Hastings 1959)† | 25 | 255 | 49 | 3 | .836 |
| (Nebraska 1973-97) | | | | | |
| 6. Percy Houghton (Harvard 1899)† | 13 | 96 | 17 | 6 | .832 |
| (Cornell 1899-1900; Harvard 08-16; Columbia 23-24) | | | | | |
| 7. Bob Neyland (Army 1916)† | 21 | 173 | 31 | 12 | .829 |
| (Tennessee 1926-34, 36-40, 46-52) | | | | | |
| 8. Fielding Yost (West Virginia 1895)† | 29 | 196 | 36 | 12 | .828 |
| (Ohio Wesleyan 1897; Nebraska 98; Kansas 99; Stanford 1900; Michigan 01-23, 25-26) | | | | | |
| 9. Bud Wilkinson (Minnesota 1937)† | 17 | 145 | 29 | 4 | .826 |
| (Oklahoma 1947-63) | | | | | |

**Coach (Alma Mater)
(Colleges Coached, Tenure)**

| | Years | Won | Lost | Tied | Pct. |
|---|-------|-----|------|------|------|
| 10. Jock Sutherland (Pittsburgh 1918)† | 20 | 144 | 28 | 14 | .812 |
| (Lafayette 1919-23; Pittsburgh 24-38) | | | | | |
| 11. Bob Devaney (Alma 1939)† | 16 | 136 | 30 | 7 | .806 |
| (Wyoming 1957-61; Nebraska 62-72) | | | | | |
| 12. Frank Thomas (Notre Dame 1923)† | 19 | 141 | 33 | 9 | .795 |
| (Chattanooga 1925-28; Alabama 31-42, 44-46) | | | | | |
| 13. Henry Williams (Yale 1891)† | 23 | 141 | 34 | 12 | .786 |
| (Army 1891; Minnesota 1900-21) | | | | | |
| 14. Gil Dobie (Minnesota 1902)† | 33 | 180 | 45 | 15 | .781 |
| (North Dakota St. 1906-07; Washington 08-16; Navy 17-19; Cornell 20-35; Boston College 36-38) | | | | | |
| 15. Bear Bryant (Alabama 1936)† | 38 | 323 | 85 | 17 | .780 |
| (Maryland 1945; Kentucky 46-53; Texas A&M 54-57; Alabama 58-82) | | | | | |
| 16. Fred Folsom (Dartmouth 1895) | 19 | 106 | 28 | 6 | .779 |
| (Colorado 1895-99, 1901-02; Dartmouth 03-06; Colorado 08-15) | | | | | |
| 17. *Phillip Fulmer (Tennessee 1972) | 14 | 128 | 37 | 0 | .776 |
| (Tennessee 1992—) | | | | | |
| 18. Bo Schembechler (Miami [Ohio] 1951)† | 27 | 234 | 65 | 8 | .775 |
| (Miami [Ohio] 1963-68; Michigan 69-89) | | | | | |
| 19. *Bobby Bowden (Samford 1953)† | 40 | 359 | 107 | 4 | .768 |
| (Samford 1959-62; West Virginia 70-75; Florida St. 76—) | | | | | |
| 20. Fritz Crisler (Chicago 1922)† | 18 | 116 | 32 | 9 | .768 |
| (Minnesota 1930-31; Princeton 32-37; Michigan 38-47) | | | | | |
| 21. *Steve Spurrier (Florida 1967)† | 16 | 149 | 45 | 2 | .765 |
| (Duke 1987-89; Florida 90-2001; South Carolina 05—) | | | | | |
| 22. Wallace Wade (Brown 1917)† | 24 | 171 | 49 | 10 | .765 |
| (Alabama 1923-30; Duke 31-41, 46-50) | | | | | |
| 23. Frank Kush (Michigan St. 1953)† | 22 | 176 | 54 | 1 | .764 |
| (Arizona St. 1958-79) | | | | | |
| 24. Dan McGugin (Michigan 1904)† | 30 | 197 | 55 | 19 | .762 |
| (Vanderbilt 1904-17, 19-34) | | | | | |
| 25. Jimmy Crowley (Notre Dame 1925)† | 13 | 78 | 21 | 10 | .761 |
| (Michigan St. 1929-32; Fordham 33-41) | | | | | |
| 26. Andy Smith (Penn St., Penn 1905)† | 17 | 116 | 32 | 13 | .761 |
| (Penn 1909-12; Purdue 13-15; California 16-25) | | | | | |
| 27. Woody Hayes (Denison 1935)† | 33 | 238 | 72 | 10 | .759 |
| (Denison 1946-48; Miami [Ohio] 49-50; Ohio St. 51-78) | | | | | |
| 28. Red Blaik (Miami [Ohio] 1918; Army 1920)† | 25 | 166 | 48 | 14 | .759 |
| (Dartmouth 1934-40; Army 41-58) | | | | | |
| 29. *Joe Paterno (Brown 1950)† | 40 | 354 | 117 | 3 | .750 |
| (Penn St. 1966—) | | | | | |
| *Lloyd Carr (Northern Mich. 1968) | 11 | 102 | 34 | 0 | .750 |
| (Michigan 1995—) | | | | | |
| 31. Darrell Royal (Oklahoma 1950)† | 23 | 184 | 60 | 5 | .749 |
| (Mississippi St. 1954-55; Washington 56; Texas 57-76) | | | | | |
| 32. John McKay (Oregon 1950)† | 16 | 127 | 40 | 8 | .749 |
| (Southern California 1960-75) | | | | | |
| 33. John Vaught (TCU 1933)† | 25 | 190 | 61 | 12 | .745 |
| (Mississippi 1947-70, 73) | | | | | |
| 34. Dan Devine (Minn. Duluth 1948)† | 22 | 172 | 57 | 9 | .742 |
| (Arizona St. 1955-57; Missouri 58-70; Notre Dame 75-80) | | | | | |
| 35. Gus Henderson (Oberlin 1912) | 20 | 126 | 42 | 7 | .740 |
| (Southern California 1919-24; Tulsa 25-35; Occidental 40-42) | | | | | |
| 36. Ara Parseghian (Miami [Ohio] 1949)† | 24 | 170 | 58 | 6 | .739 |
| (Miami [Ohio] 1951-55; Northwestern 56-63; Notre Dame 64-74) | | | | | |
| 37. Elmer Layden (Notre Dame 1925)† | 16 | 103 | 34 | 11 | .733 |
| (Loras 1925-26; Duquesne 27-33; Notre Dame 34-40) | | | | | |
| 38. Pop Warner (Cornell 1895)† | 44 | 319 | 106 | 32 | .733 |
| (Georgia 1895-96; Cornell 97-98; Carlisle 99-1903; Cornell 04-06; Carlisle 07-14; Pittsburgh 15-23; Stanford 24-32; Temple 33-38) | | | | | |
| 39. Howard Jones (Yale 1908)† | 29 | 194 | 64 | 21 | .733 |
| (Syracuse 1908; Yale 09; Ohio St. 10; Yale 13; Iowa 16-23; Duke 24; Southern California 25-40) | | | | | |
| 40. Jim Tatum (North Carolina 1935)† | 14 | 100 | 35 | 7 | .729 |
| (North Carolina 1942; Oklahoma 46; Maryland 47-55; North Carolina 56-58) | | | | | |
| 41. Francis Schmidt (Nebraska 1914)† | 24 | 159 | 56 | 11 | .728 |
| (Tulsa 1919-21; Arkansas 22-28; TCU 29-33; Ohio St. 34-40; Idaho 41-42) | | | | | |
| 42. Tad Jones (Yale 1908)† | 12 | 69 | 24 | 6 | .727 |
| (Syracuse 1909-10; Yale 16-17, 20-27) | | | | | |

COACHING RECORDS

| Coach (Alma Mater) (Colleges Coached, Tenure) | Years | Won | Lost | Tied | Pct. |
|---|-------|-----|------|------|------|
| 43. Frank Cavanaugh (Dartmouth 1897)† (Cincinnati 1898; Holy Cross 1903-05; Dartmouth 11-16; Boston College 19-26; Neb.-Omaha 19; Fordham 27-32) | 25 | 148 | 50 | 18 | .727 |
| 44. Bill Roper (Princeton 1903)† (VMI 1903-04; Princeton 06-08; Missouri 09; Princeton 10-11; Swarthmore 15-16; Princeton 19-30) | 22 | 112 | 37 | 19 | .723 |
| 45. R.C. Slocum (McNeese St. 1967) (Texas A&M 1989-2002) | 14 | 123 | 47 | 2 | .721 |
| 46. Doc Kennedy (Kansas & Penn 1903) (Kansas 1904-10; Haskell 11-16) | 13 | 85 | 31 | 7 | .720 |
| 47. LaVell Edwards (Utah St. 1952)† (Brigham Young 1972-2000) | 29 | 257 | 101 | 3 | .716 |
| 48. *Dennis Erickson (Montana St. 1969) (Idaho 1982-85; Wyoming 86; Washington St. 87-88; Miami [Fla.] 89-94; Oregon St. 99-2002; Idaho 06—) | 17 | 144 | 57 | 1 | .715 |
| 49. Vince Dooley (Auburn 1954)† (Georgia 1964-88) | 25 | 201 | 77 | 10 | .715 |
| 50. Dana X. Bible (Carson-Newman 1912)† (Mississippi Col. 1913-15; LSU 16; Texas A&M 17, 19-28; Nebraska 29-36; Texas 37-46) | 33 | 198 | 72 | 23 | .715 |

#Member of College Football Hall of Fame as a player. †Last game of 1978 season counted as full season. †Includes games forfeited, team and/or individual statistics abrogated, and coaching records changed by action of the NCAA Committee on Infractions.

BY VICTORIES

Minimum 10 years as head coach at Division I institutions; record at four-year colleges only; bowl games included; ties computed as half won, half lost. After each coach's name is his alma mater, year graduated, total years coached, won-lost record and percentage, tenure at each college coached, and won-lost record there. Active coaches are denoted by an asterisk (*).

(Minimum 170 Victories)

- 359 *Bobby Bowden (Born 11-8-1929 Birmingham, Ala.)
Samford 1953 (√40: 359-107-4 .768)
Samford 1959-62 (31-6-0); West Virginia 70-75 (√42-26-0);
Florida St. 76-2005 (286-75-4)
- 354 *Joe Paterno (Born 12-21-1926 Brooklyn, N.Y.)
Brown 1951 (40: 354-117-3 .750)
Penn St. 1966-2005 (354-117-3)
- 323 Bear Bryant (Born 9-11-1913 Moro Bottoms, Ark.; Died 1-26-1983)
Alabama 1936 (38: 323-85-17 .780)
Maryland 1945 (6-2-1); Kentucky 46-53 (60-23-5);
Texas A&M 54-57 (25-14-2); Alabama 58-82 (232-46-9)
- 319 Pop Warner (Born 4-5-1871 Springville, N.Y.; Died 9-7-1954)
Cornell 1895 (44: 319-106-32 .733)
Georgia 1895-96 (7-4-0); Cornell 97-98, 1904-06 (36-13-3);
Carlisle 1899-1903, 07-14 (114-42-8); Pittsburgh 15-23 (60-12-4);
Stanford 24-32 (71-17-8); Temple 33-38 (31-18-9)
- 314 Amos Alonzo Stagg (Born 8-16-1862 West Orange, N.J.; Died 3-17-1965)
Yale 1888 (57: 314-199-35 .605)
Springfield 1890-91 (10-11-1); Chicago 92-1932 (244-111-27);
Pacific 33-46 (60-77-7)
- 257 LaVell Edwards (Born 10-11-1930 Provo, Utah)
Utah St. 1952 (29: 257-101-3 .716)
Brigham Young 1972-2000 (257-101-3)
- 255 Tom Osborne (Born 2-23-1937 Hastings, Neb.)
Hastings 1959 (25: 255-49-3 .836)
Nebraska 1973-97 (255-49-3)
- 249 Lou Holtz (Born 1-6-1937 Follansbee, W.Va.)
Kent St. 1959 (32: 249-132-7 .651)
William & Mary 1969-71 (13-20-0); North Carolina St. 72-75 (33-12-3);
Arkansas 77-83 (60-21-2); Minnesota 84-85 (10-12-0); Notre Dame
86-96 (100-30-2); South Carolina 99-2004 (33-37-0)
- 238 Woody Hayes (Born 2-13-1914 Clifton, Ohio; Died 3-12-1987)
Denison 1935 (33: 238-72-10 .759)
Denison 1946-48 (19-6-0); Miami (Ohio) 49-50 (14-5-0); Ohio St. 51-78
(205-61-10)
- 234 Bo Schembechler (Born 9-1-1929 Barberton, Ohio)
Miami (Ohio) 1951 (27: 234-65-8 .775)
Miami (Ohio) 1963-68 (40-17-3); Michigan 69-89 (194-48-5)
- 232 Hayden Fry (Born 2-28-1929 Odessa, Tex.)
Baylor 1951 (√37: 232-178-10 .564)
SMU 1962-72 (49-66-1); North Texas 73-78 (√40-23-3); Iowa 79-98
(142-89-6)
- 207 Jess Neely (Born 1-4-1898 Smyrna, Tenn.; Died 4-9-1983)
Vanderbilt 1924 (40: 207-176-19 .539)
Rhodes 1924-27 (20-17-2); Clemson 31-39 (43-35-7); Rice 40-66
(144-124-10)
- 203 Warren Woodson (Born 2-24-1903 Fort Worth, Texas; Died 2-22-1998)
Baylor 1924 (31: 203-95-14 .673)
Central Ark. 1935-39 (40-8-3); Hardin-Simmons 41-42, 46-51 (58-24-6);
Arizona 52-56 (26-22-2); New Mexico St. 58-67 (63-36-3); Trinity (Tex.)
72-73 (16-5-0)
- 202 Don Nehlen (Born 1-1-1936 Canton, Ohio)
Bowling Green 1958 (30: 202-128-8 .609)
Bowling Green 1968-76 (53-35-4); West Virginia 80-2000 (149-93-4)
- 201 Vince Dooley (Born 9-4-1932 Mobile, Ala.)
Auburn 1954 (25: 201-77-10 .715)
Georgia 1964-88 (201-77-10)
- 201 Eddie Anderson (Born 11-13-1900 Mason City, Iowa; Died 4-26-1974)
Notre Dame 1922 (39: 201-128-15 .606)
Loras 1922-24 (16-6-2); DePaul 25-31 (21-22-3); Holy Cross 33-38,
50-64 (129-67-8); Iowa 39-42, 46-49 (35-33-2)
- 200 Jim Sweeney (Born 9-1-1929 Butte, Mont.)
Portland 1951 (32: 200-154-4 .564)
Montana St. 1963-67 (31-20-0); Washington St. 68-75 (26-59-1);
Fresno St. 76-77, 80-96 (143-75-3)
- 198 Dana X. Bible (Born 10-8-1891 Jefferson City, Tenn.; Died 1-19-1980)
Carson-Newman 1912 (33: 198-72-23 .715)
Mississippi Col. 1913-15 (12-7-2); LSU 16 (1-0-2); Texas A&M 17, 19-28
(72-19-9); Nebraska 29-36 (50-15-7); Texas 37-46 (63-31-3)
- 197 Dan McGugin (Born 7-29-1879 Tingley, Iowa; Died 1-19-1936)
Michigan 1904 (30: 197-55-19 .762)
Vanderbilt 1904-17, 19-34 (197-55-19)
- 196 Fielding Yost (Born 4-30-1871 Fairview, W.Va.; Died 8-20-1946)
West Virginia 1895 (29: 196-36-12 .828)
Ohio Wesleyan 1897 (7-1-1); Nebraska 98 (7-4-0); Kansas 99 (10-0-0);
Stanford 1900 (7-2-1); Michigan 01-23, 25-26 (165-29-10)
- 194 Howard Jones (Born 8-23-1885 Exello, Ohio; Died 7-27-1941)
Yale 1908 (29: 194-64-21 .733)
Syracuse 1908 (6-3-1); Yale 09, 13 (15-2-3); Ohio St. 10 (6-1-3);
Iowa 16-23 (42-17-1); Duke 24 (4-5-0); Southern California 25-40
(121-36-13)
- 192 John Cooper (Born 7-2-1937 Powell, Tenn.)
Iowa St. 1962 (24: 192-84-6 .691)
Tulsa 1977-84 (56-32-0); Arizona St. 85-87 (25-9-2); Ohio St. 88-2000
(112-43-4)
- 190 John Vaught (Born 5-6-1908 Olney, Texas)
TCU 1933 (25: 190-61-12 .745)
Mississippi 1947-70, 73 (190-61-12)
- 189 George Welsh (Born 8-26-1933 Coaldale, Pa.)
Navy 1960 (28: 189-132-4 .588)
Navy 1973-81 (55-46-1); Virginia 82-2000 (134-86-3)
- 188 *Frank Beamer (Born 4-18-1946 Mt. Airy, N.C.)
Virginia Tech 1969 (25: 188-102-4 .646)
Murray St. 1981-86 (42-23-2); Virginia Tech 1987-2005 (146-79-2)
- 185 John Heisman (Born 10-23-1869 Cleveland, Ohio; Died 10-3-1936)
Brown 1890 (36: 185-70-18 .711)
Oberlin 1892, 94 (11-3-1); Akron 93 (5-2-0); Auburn 95-99 (12-4-2);
Clemson 1900-03 (19-3-2); Georgia Tech 04-19 (102-29-6); Penn 20-22
(16-10-2); Wash. & Jeff. 23 (6-1-1); Rice 24-27 (14-18-3)
- 185 Johnny Majors (Born 5-21-1935 Lynchburg, Tenn.)
Tennessee 1957 (29: 185-137-10 .572)
Iowa St. 1968-72 (24-30-1); Pittsburgh 73-76, 93-96 (45-45-1);
Tennessee 77-92 (116-62-8)
- 184 Darrell Royal (Born 7-6-1924 Hollis, Okla.)
Oklahoma 1950 (23: 184-60-5 .749)
Mississippi St. 1954-55 (12-8-0); Washington 56 (5-5-0); Texas 57-76
(167-47-5)
- 180 Gil Dobie (Born 1-31-1879 Hastings, Minn.; Died 12-24-1948)
Minnesota 1902 (33: 180-45-15 .781)
North Dakota St. 1906-07 (7-0-0); Washington 08-16 (58-0-3); Navy
17-19 (17-3-0); Cornell 20-35 (82-36-7); Boston College 36-38 (16-6-5)
- 180 Carl Snavely (Born 7-30-1894 Omaha, Neb.; Died 7-12-1975)
Lebanon Valley 1915 (32: 180-96-16 .644)
Bucknell 1927-33 (42-16-8); North Carolina 34-35, 45-52 (59-35-5);
Cornell 36-44 (46-26-3); Washington-St. Louis 53-58 (33-19-0)
- 180 Jackie Sherrill (Born 11-28-1943 Duncan, Okla.)
Alabama 1966 (26: 180-120-4 .599)
Washington St. 1976 (3-8-0); Pittsburgh 77-81 (50-9-1); Texas A&M
82-88 (52-28-1); Mississippi St. 91-2003 (75-75-2)
- 179 Jerry Claiborne (Born 8-26-1928 Hopkinsville, Ky.; Died 9-24-2000)
Kentucky 1950 (28: 179-122-8 .592)
Virginia Tech 1961-70 (61-39-2); Maryland 72-81 (77-37-3);
Kentucky 82-89 (41-46-3)
- 178 Ben Schwartzwalder (Born 6-2-1909 Point Pleasant, W.Va.; Died 4-28-1993)
West Virginia 1933 (28: 178-96-3 .648)
Muhlenberg 1946-48 (25-5-0); Syracuse 49-73 (153-91-3)
- 176 Frank Kush (Born 1-20-1929 Windber, Pa.)
Michigan St. 1953 (22: 176-54-1 .764)
Arizona St. 1958-79 (176-54-1)
- 176 Don James (Born 12-31-1932 Massillon, Ohio)
Miami (Fla.) 1954 (22: 176-78-3 .691)
Kent St. 1971-74 (25-19-1); Washington 75-92 (151-59-2)
- 176 Ralph Jordan (Born 9-25-1910 Selma, Ala.; Died 7-17-1980)
Auburn 1932 (√25: 176-83-6 .675)
Auburn 1951-75 (√176-83-6)
- 174 Pappy Waldorf (Born 10-3-1902 Clifton Springs, N.Y.; Died 8-15-1981)
Syracuse 1925 (31: 174-100-22 .625)
Oklahoma City 1925-27 (17-11-3); Oklahoma St. 29-33 (34-10-7);
Kansas St. 34 (7-2-1); Northwestern 35-46 (49-45-7); California 47-56
(67-32-4)

| | | |
|-----|-----|--|
| 38. | 173 | Bob Neyland (Born 2-17-1892 Greenville, Texas; Died 3-28-1962) Army 1916 (21: 173-31-12 .829) Tennessee 1926-34, 36-40, 46-52 (173-31-12) |
| 39. | 172 | Dan Devine (Born 12-23-1924 Augusta, Wis.; Died 5-9-2002) Minn. Duluth 1948 (22: 172-57-9 .742) Arizona St. 1955-57 (27-3-1); Missouri 58-70 (92-38-7); Notre Dame 75-80 (53-16-1) |
| 40. | 171 | Wallace Wade (Born 6-15-1892 Trenton, Tenn.; Died 10-7-1986) Brown 1917 (24: 171-49-10 .765) Alabama 1923-30 (61-13-3); Duke 31-41, 46-50 (110-36-7) |
| | 171 | *Dennis Franchione (Born 3-28-1951 Girard, Kan.) Pittsburg St. 1973 (23: 171-91-2 .649) Southwestern (Kan.) 1981-82 (14-4-2); Pittsburg St. 85-89 (53-6-0); Texas St. 90-91 (13-9-0); New Mexico 92-97 (33-36-0); TCU 98-2000 (25-11-0); Alabama 01-02 (17-8-0); Texas A&M 03-05 (16-18-0) |
| 42. | 170 | Ara Parseghian (Born 5-21-1923 Akron, Ohio) Miami (Ohio) 1949 (24: 170-58-6 .739) Miami (Ohio) 1951-55 (39-6-1); Northwestern 56-63 (36-35-1); Notre Dame 64-74 (95-17-4) |
| | 170 | Grant Teaff (Born 11-12-1933 Hermligh, Texas) McMurry 1956 (30: 170-151-8 .529) McMurry 1960-65 (23-35-2); Angelo St. 69-71 (19-11-0); Baylor 72-92 (128-105-6) |

√ Includes games forfeited, team and/or individual statistics abrogated, and coaching records changed by action of the NCAA Committee on Infractions.

Division I-A Best Career Starts by Wins

(Head coaches with at least half their seasons at major college at the time and minimum five years coached)

1 SEASON

| Coach, Team | Season | W | L | T | Pct. |
|------------------------------------|--------|----|---|---|-------|
| George Woodruff, Penn | 1892 | 15 | 1 | 0 | .938 |
| Walter Camp, Yale | 1888 | 13 | 0 | 0 | 1.000 |
| Bill Battle, Tennessee | 1970 | 11 | 1 | 0 | .917 |
| Gary Blackney, Bowling Green | 1991 | 11 | 1 | 0 | .917 |
| John Robinson, Southern California | 1976 | 11 | 1 | 0 | .917 |
| *Gregg Brandon, Bowling Green | 2003 | 11 | 3 | 0 | .786 |
| Dick Crum, Miami (Ohio) | 1974 | 10 | 0 | 1 | .955 |
| Barry Switzer, Oklahoma | 1973 | 10 | 0 | 1 | .955 |
| Chuck Fairbanks, Oklahoma | 1967 | 10 | 1 | 0 | .909 |
| Larry Siemerling, Pacific | 1947 | 10 | 1 | 0 | .909 |
| Dwight Wallace, Ball St. | 1978 | 10 | 1 | 0 | .909 |
| Mike Archer, LSU | 1987 | 10 | 1 | 1 | .875 |

5 SEASONS

| Coach, Team | Seasons | W | L | T | Pct. |
|------------------------------------|-----------|----|----|---|------|
| Walter Camp, Yale, Stanford | 1888-92 | 69 | 2 | 2 | .959 |
| George Woodruff, Penn | 1892-96 | 67 | 5 | 0 | .931 |
| Bob Pruett, Marshall | 1996-2000 | 58 | 9 | 0 | .866 |
| *Bob Stoops, Oklahoma | 1999-2003 | 55 | 11 | 0 | .833 |
| *Pete Carroll, Southern California | 2001-05 | 54 | 10 | 0 | .844 |
| *Larry Coker, Miami (Fla.) | 2001-05 | 53 | 9 | 0 | .855 |
| *Mark Richt, Georgia | 2001-05 | 52 | 13 | 0 | .800 |
| Barry Switzer, Oklahoma | 1973-77 | 51 | 5 | 2 | .896 |
| John Robinson, Southern California | 1976-80 | 50 | 8 | 2 | .850 |
| R.C. Slocum, Texas A&M | 1989-93 | 49 | 12 | 1 | .798 |
| *Lloyd Carr, Michigan | 1995-99 | 49 | 13 | 0 | .790 |
| *Frank Solich, Nebraska | 1998-2002 | 49 | 16 | 0 | .754 |

10 SEASONS

| Coach, Team | Seasons | W | L | T | Pct. |
|---|------------------|-----|----|---|------|
| George Woodruff, Penn | 1892-1901 | 124 | 15 | 2 | .887 |
| Barry Switzer, Oklahoma | 1973-82 | 98 | 17 | 3 | .843 |
| Tom Osborne, Nebraska | 1973-82 | 96 | 24 | 2 | .795 |
| *Phillip Fulmer, Tennessee | 1992-2001 | 95 | 20 | 0 | .826 |
| *Lloyd Carr, Michigan | 1995-2004 | 95 | 28 | 0 | .772 |
| Amos Alonzo Stagg, Springfield, Chicago | 1890-99 | 95 | 34 | 9 | .721 |
| Bud Wilkinson, Oklahoma | 1947-56 | 94 | 8 | 3 | .910 |
| *Joe Paterno, Penn St. | 1966-75 | 94 | 18 | 1 | .836 |
| R.C. Slocum, Texas A&M | 1989-98 | 94 | 28 | 2 | .766 |
| *Dan Hawkins, Willamette, Boise St. | 1993-97, 2001-05 | 93 | 22 | 1 | .806 |
| *Steve Spurrier, Duke, Florida | 1987-96 | 93 | 27 | 2 | .770 |

15 SEASONS

| Coach, Team(s) | Seasons | W | L | T | Pct. |
|--------------------------------|-----------|-----|----|---|------|
| Barry Switzer, Oklahoma | 1973-87 | 148 | 26 | 4 | .843 |
| Tom Osborne, Nebraska | 1973-87 | 147 | 34 | 2 | .809 |
| *Steve Spurrier, Duke, Florida | 1987-2001 | 142 | 40 | 2 | .777 |
| *Joe Paterno, Penn St. | 1966-80 | 141 | 31 | 1 | .818 |
| LaVell Edwards, Brigham Young | 1972-86 | 137 | 45 | 1 | .751 |

| Coach, Team(s) | Seasons | W | L | T | Pct. |
|--|--------------------|-----|----|----|------|
| Amos Alonzo Stagg, Springfield, Chicago | 1890-1904 | 136 | 48 | 14 | .722 |
| Dennis Erickson, Idaho, Wyoming, Washington St., Miami (Fla.), Oregon St. | 1982-94, 99-2000 | 131 | 46 | 1 | .739 |
| Bud Wilkinson, Oklahoma | 1947-61 | 129 | 24 | 4 | .834 |
| Bob Neyland, Tennessee | 1926-34, 36-40, 46 | 128 | 16 | 8 | .868 |
| Bob Devaney, Wyoming, Nebraska | 1957-71 | 127 | 28 | 6 | .807 |
| Bill Snyder, Kansas St. | 1989-2003 | 127 | 55 | 1 | .697 |

20 SEASONS

| Coach, Team(s) | Seasons | W | L | T | Pct. |
|--|--------------------------|-----|----|----|------|
| Tom Osborne, Nebraska | 1973-92 | 195 | 46 | 3 | .805 |
| *Joe Paterno, Penn St. | 1966-85 | 187 | 44 | 2 | .807 |
| LaVell Edwards, Brigham Young | 1972-91 | 183 | 62 | 3 | .744 |
| Bo Schembechler, Miami (Ohio), Michigan | 1963-82 | 171 | 45 | 6 | .784 |
| Bob Neyland, Tennessee | 1926-34, 36-40, 46-51 | 165 | 29 | 11 | .832 |
| Frank Kush, Arizona St. | 1958-77 | 164 | 49 | 1 | .769 |
| Amos Alonzo Stagg, Springfield, Chicago | 1890-1909 | 163 | 51 | 18 | .741 |
| Darrell Royal, Mississippi St., Washington, Texas | 1954-73 | 161 | 49 | 4 | .762 |
| Vince Dooley, Georgia | 1964-83 | 161 | 60 | 7 | .721 |
| Johnny Vaught, Mississippi | 1947-66 | 157 | 44 | 10 | .768 |
| Pop Warner, Georgia, Cornell, Carlisle | 1895-1914 | 157 | 59 | 11 | .716 |
| John Cooper, Tulsa, Arizona St., Ohio St. | 1977-96 | 157 | 70 | 6 | .687 |

25 SEASONS

| Coach, Team(s) | Seasons | W | L | T | Pct. |
|---|----------------|-----|----|----|------|
| Tom Osborne, Nebraska | 1973-97 | 255 | 49 | 3 | .836 |
| *Joe Paterno, Penn St. | 1966-90 | 229 | 60 | 3 | .789 |
| LaVell Edwards, Brigham Young | 1972-96 | 228 | 81 | 3 | .736 |
| Bo Schembechler, Miami (Ohio), Michigan | 1963-87 | 215 | 61 | 7 | .772 |
| *Bobby Bowden, Samford, West Virginia, Florida St. | 1959-62, 70-90 | 205 | 74 | 3 | .732 |
| Vince Dooley, Georgia | 1964-88 | 201 | 77 | 10 | .715 |
| Lou Holtz, William & Mary, North Carolina St., Arkansas, Minnesota, Notre Dame | 1969-94 | 199 | 89 | 7 | .686 |
| Bear Bryant, Maryland, Kentucky, Texas A&M, Alabama | 1945-69 | 193 | 61 | 15 | .745 |
| Pop Warner, Georgia, Cornell, Carlisle, Pittsburgh | 1895-1919 | 193 | 62 | 12 | .745 |
| Johnny Vaught, Mississippi | 1947-70, 73 | 190 | 61 | 12 | .745 |

30 SEASONS

| Coach, Team(s) | Seasons | W | L | T | Pct. |
|--|------------------------------|-----|-----|----|------|
| *Joe Paterno, Penn St. | 1966-95 | 278 | 72 | 3 | .792 |
| *Bobby Bowden, Samford, West Virginia, Florida St. | 1959-62, 70-95 | 259 | 81 | 4 | .759 |
| Bear Bryant, Maryland, Kentucky, Texas A&M, Alabama | 1945-74 | 242 | 71 | 16 | .760 |
| Lou Holtz, William & Mary, North Carolina St., Arkansas, Minnesota, Notre Dame, South Carolina | 1969-96, 99-2001 | 233 | 113 | 7 | .670 |
| Pop Warner, Georgia, Cornell, Carlisle, Pittsburgh, Stanford | 1895-1924 | 224 | 72 | 16 | .744 |
| Woody Hayes, Denison, Miami (Ohio), Ohio St. | 1946-75 | 213 | 63 | 8 | .764 |
| Amos Alonzo Stagg, Springfield, Chicago | 1890-1919 | 204 | 76 | 20 | .713 |
| Dan McGugin, Vanderbilt | 1904-17, 19-34 | 197 | 55 | 19 | .762 |
| Warren Woodson, Central Ark., Hardin-Simmons, Arizona, New Mexico | 1935-42, 46-56, 58-67, 72 | 195 | 92 | 14 | .671 |
| Hayden Fry, SMU, North Texas, Iowa | 1962-91 | 189 | 140 | 9 | .572 |

35 SEASONS

| Coach, Team(s) | Seasons | W | L | T | Pct. |
|---|------------------|-----|-----|----|------|
| *Joe Paterno, Penn St. | 1966-2000 | 322 | 90 | 3 | .780 |
| *Bobby Bowden, Samford, West Virginia, Florida St. | 1959-62, 70-2000 | 315 | 87 | 4 | .781 |
| Bear Bryant, Maryland, Kentucky, Texas A&M, Alabama | 1945-79 | 296 | 77 | 16 | .781 |
| Pop Warner, Georgia, Cornell, Carlisle, Pittsburgh, Stanford | 1895-1929 | 266 | 81 | 19 | .753 |
| Amos Alonzo Stagg, Springfield, Chicago | 1890-1924 | 230 | 84 | 23 | .717 |
| Hayden Fry, SMU, North Texas, Iowa | 1962-96 | 222 | 165 | 10 | .572 |
| John Heisman, Oberlin, Akron, Auburn, Clemson, Georgia Tech, Penn, Wash. & Jeff., Rice | 1892-1926 | 183 | 64 | 16 | .726 |

40 SEASONS

| Coach, Team(s) | Seasons | W | L | T | Pct. |
|---|------------------|-----|-----|----|------|
| *Bobby Bowden, Samford, West Virginia, Florida St. | 1959-62, 70-2005 | 359 | 107 | 4 | .768 |
| *Joe Paterno, Penn St. | 1966-2005 | 354 | 117 | 3 | .750 |
| Pop Warner, Georgia, Cornell, Carlisle, Pittsburgh, Stanford, Temple | 1895-1934 | 300 | 92 | 25 | .749 |

COACHING RECORDS

| Coach, Team(s) | Seasons | W | L | T | Pct. |
|---|----------------|-----|-----|----|------|
| Amos Alonzo Stagg, Springfield, Chicago | 1890-1929 | 248 | 108 | 24 | .684 |
| Jess Neely, Rhodes, Clemson, Rice | 1924-27, 31-66 | 207 | 176 | 19 | .539 |

41 SEASONS

| Coach, Team(s) | Seasons | W | L | T | Pct. |
|--|-----------|-----|-----|----|------|
| Pop Warner, Georgia, Cornell, Carlisle, Pittsburgh, Stanford, Temple | 1895-1935 | 307 | 95 | 25 | .748 |
| Amos Alonzo Stagg, Springfield, Chicago | 1890-1930 | 249 | 113 | 26 | .675 |

42 SEASONS

| Coach, Team(s) | Seasons | W | L | T | Pct. |
|--|-----------|-----|-----|----|------|
| Pop Warner, Georgia, Cornell, Carlisle, Pittsburgh, Stanford, Temple | 1895-1936 | 313 | 98 | 27 | .745 |
| Amos Alonzo Stagg, Springfield, Chicago | 1890-1931 | 251 | 118 | 27 | .668 |

43 SEASONS

| Coach, Team(s) | Seasons | W | L | T | Pct. |
|--|-----------|-----|-----|----|------|
| Pop Warner, Georgia, Cornell, Carlisle, Pittsburgh, Stanford, Temple | 1895-1937 | 316 | 100 | 31 | .742 |
| Amos Alonzo Stagg, Springfield, Chicago | 1890-1932 | 254 | 122 | 28 | .663 |

44 SEASONS

| Coach, Team(s) | Seasons | W | L | T | Pct. |
|--|-----------|-----|-----|----|------|
| Pop Warner, Georgia, Cornell, Carlisle, Pittsburgh, Stanford, Temple | 1895-1938 | 319 | 106 | 32 | .733 |
| Amos Alonzo Stagg, Springfield, Chicago, Pacific | 1890-1933 | 259 | 127 | 28 | .659 |

*Active coach.

Division I-A Best Career Starts by Percentage

(Head coaches with at least half their seasons at major college at the time and minimum five years coached)

1 SEASON

| Coach, Team | Season | W | L | T | Pct. |
|-------------------------------|--------|----|---|---|-------|
| Dan McGugin, Vanderbilt | 1904 | 9 | 0 | 0 | 1.000 |
| Bennie Oosterbaan, Michigan | 1948 | 9 | 0 | 0 | 1.000 |
| Carroll Widdoes, Ohio St. | 1944 | 9 | 0 | 0 | 1.000 |
| Galen Hall, Florida | 1984 | 8 | 0 | 0 | 1.000 |
| William Dietz, Washington St. | 1915 | 7 | 0 | 0 | 1.000 |
| John Heisman, Oberlin | 1892 | 7 | 0 | 0 | 1.000 |
| Dick Crum, Miami (Ohio) | 1974 | 10 | 0 | 1 | .955 |
| Barry Switzer, Oklahoma | 1973 | 10 | 0 | 1 | .955 |
| Aldo Donelli, Duquesne | 1939 | 8 | 0 | 1 | .944 |
| Francis Schmidt, Tulsa | 1919 | 8 | 0 | 1 | .944 |

5 SEASONS

| Coach, Team(s) | Seasons | W | L | T | Pct. |
|---|---------------|----|---|---|------|
| Gil Dobie, North Dakota St., Washington | 1906-10 | 26 | 0 | 1 | .981 |
| Walter Camp, Yale, Stanford | 1888-92 | 69 | 2 | 2 | .959 |
| George Woodruff, Penn | 1892-96 | 67 | 5 | 0 | .931 |
| Bob Neyland, Tennessee | 1926-30 | 43 | 2 | 3 | .927 |
| Knute Rockne, Notre Dame | 1918-22 | 39 | 3 | 3 | .900 |
| Barry Switzer, Oklahoma | 1973-77 | 51 | 5 | 2 | .896 |
| Elmer Henderson, Southern California | 1919-23 | 36 | 5 | 0 | .878 |
| Bud Wilkinson, Oklahoma | 1947-51 | 46 | 6 | 1 | .877 |
| Henry Williams, Army, Minnesota | 1891, 1900-03 | 47 | 4 | 6 | .877 |
| Frank Leahy, Boston College, Notre Dame | 1939-43 | 44 | 5 | 3 | .875 |

10 SEASONS

| Coach, Team(s) | Seasons | W | L | T | Pct. |
|--|------------------|-----|----|---|------|
| Gil Dobie, North Dakota St., Washington | 1906-15 | 59 | 0 | 2 | .984 |
| Bud Wilkinson, Oklahoma | 1947-56 | 94 | 8 | 3 | .910 |
| Fielding Yost, Ohio Wesleyan, Nebraska, Kansas, Stanford, Michigan | 1897-1906 | 90 | 9 | 3 | .897 |
| Knute Rockne, Notre Dame | 1918-27 | 81 | 8 | 5 | .888 |
| George Woodruff, Penn | 1892-1901 | 124 | 15 | 2 | .887 |
| Percy Haughton, Cornell, Harvard | 1899-1900, 08-15 | 81 | 9 | 5 | .879 |
| Frank Leahy, Boston College, Notre Dame | 939-43, 46-50 | 84 | 9 | 6 | .879 |
| Bob Neyland, Tennessee | 1926-34, 36 | 82 | 9 | 7 | .872 |
| Henry Williams, Army, Minnesota | 1891, 1900-08 | 79 | 10 | 8 | .856 |
| Barry Switzer, Oklahoma | 1973-82 | 98 | 17 | 3 | .843 |

15 SEASONS

| Coach, Team(s) | Seasons | W | L | T | Pct. |
|--|--------------------|-----|----|---|------|
| Gil Dobie, North Dakota St., Washington, Navy, Cornell | 1906-20 | 88 | 5 | 3 | .932 |
| Bob Neyland, Tennessee | 1926-34, 36-40, 46 | 128 | 16 | 8 | .868 |

| Coach, Team(s) | Seasons | W | L | T | Pct. |
|--|-------------------------|-----|----|---|------|
| Fielding Yost, Ohio Wesleyan, Nebraska, Kansas, Stanford, Michigan | 1897-1911 | 114 | 14 | 9 | .858 |
| Barry Switzer, Oklahoma | 1973-87 | 148 | 26 | 4 | .843 |
| Henry Williams, Army, Minnesota | 1891, 1900-13 | 106 | 17 | 9 | .837 |
| Bud Wilkinson, Oklahoma | 1947-61 | 129 | 24 | 4 | .834 |
| Fred Folsom, Colorado, Dartmouth | 1895-99, 1901-06, 08-11 | 89 | 17 | 5 | .824 |
| *Joe Paterno, Penn St. | 1966-80 | 141 | 31 | 1 | .818 |
| Elmer Henderson, Southern California, Tulsa | 1919-33 | 107 | 24 | 3 | .810 |
| Tom Osborne, Nebraska | 1973-87 | 147 | 34 | 2 | .809 |

20 SEASONS

| Coach, Team(s) | Seasons | W | L | T | Pct. |
|--|-----------------------|-----|----|----|------|
| Gil Dobie, North Dakota St., Washington, Navy, Cornell | 1906-25 | 122 | 11 | 3 | .908 |
| Henry Williams, Army, Minnesota | 1891, 1900-18 | 133 | 22 | 11 | .834 |
| Bob Neyland, Tennessee | 1926-34, 36-40, 46-51 | 165 | 29 | 11 | .832 |
| Fielding Yost, Ohio Wesleyan, Nebraska, Kansas, Stanford, Michigan | 1897-1916 | 142 | 25 | 10 | .831 |
| Jock Sutherland, Lafayette, Pittsburgh | 1919-38 | 144 | 28 | 14 | .812 |
| *Joe Paterno, Penn St. | 1966-85 | 187 | 44 | 2 | .807 |
| Tom Osborne, Nebraska | 1973-92 | 195 | 46 | 3 | .805 |
| Wallace Wade, Alabama, Duke | 1923-41, 46 | 150 | 37 | 6 | .793 |
| Bo Schembechler, Miami (Ohio), Michigan | 1963-82 | 171 | 45 | 6 | .784 |
| Dan McGugin, Vanderbilt | 1904-17, 19-24 | 131 | 33 | 12 | .778 |

25 SEASONS

| Coach, Team(s) | Seasons | W | L | T | Pct. |
|---|--------------------|-----|----|----|------|
| Gil Dobie, North Dakota St., Washington, Navy, Cornell | 1906-30 | 146 | 22 | 8 | .852 |
| Tom Osborne, Nebraska | 1973-97 | 255 | 49 | 3 | .836 |
| Fielding Yost, Ohio Wesleyan, Nebraska, Kansas, Stanford, Michigan | 1897-1921 | 168 | 34 | 11 | .815 |
| *Joe Paterno, Penn St. | 1966-90 | 229 | 60 | 3 | .789 |
| Dan McGugin, Vanderbilt | 1904-17, 19-29 | 168 | 42 | 14 | .781 |
| Bo Schembechler, Miami (Ohio), Michigan | 1963-87 | 215 | 61 | 7 | .772 |
| Red Blaik, Dartmouth, Army | 1934-58 | 166 | 48 | 14 | .759 |
| John Heisman, Oberlin, Akron, Auburn, Clemson, Georgia Tech | 1892-1916 | 127 | 37 | 11 | .757 |
| Howard Jones, Syracuse, Yale, Ohio St., Iowa, Duke, Southern California | 1908-10, 13, 16-36 | 170 | 54 | 15 | .755 |
| Woody Hayes, Denison, Miami (Ohio), Ohio St. | 1946-70 | 167 | 54 | 7 | .748 |

30 SEASONS

| Coach, Team(s) | Seasons | W | L | T | Pct. |
|---|----------------|-----|----|----|------|
| Gil Dobie, North Dakota St., Washington, Navy, Cornell | 1906-35 | 164 | 39 | 10 | .793 |
| *Joe Paterno, Penn St. | 1966-95 | 278 | 72 | 3 | .792 |
| Woody Hayes, Denison, Miami (Ohio), Ohio St. | 1946-75 | 213 | 63 | 8 | .764 |
| Dan McGugin, Vanderbilt | 1904-17, 19-34 | 197 | 55 | 19 | .762 |
| Bear Bryant, Maryland, Kentucky, Texas A&M, Alabama | 1945-74 | 242 | 71 | 16 | .760 |
| *Bobby Bowden, Samford, West Virginia, Florida St. | 1959-62, 70-95 | 259 | 81 | 4 | .759 |
| John Heisman, Oberlin, Akron, Auburn, Clemson, Georgia Tech, Penn | 1892-1921 | 159 | 48 | 13 | .752 |
| Pop Warner, Georgia, Cornell, Carlisle, Pittsburgh, Stanford | 1895-1924 | 224 | 72 | 16 | .744 |
| Amos Alonzo Stagg, Springfield, Chicago | 1890-1919 | 204 | 76 | 20 | .713 |
| Dana X. Bible, Mississippi Col., LSU, Texas A&M, Nebraska, Texas | 1913-17, 19-43 | 175 | 67 | 23 | .704 |

35 SEASONS

| Coach, Team(s) | Seasons | W | L | T | Pct. |
|--|------------------|-----|-----|----|------|
| *Bobby Bowden, Samford, West Virginia, Florida St. | 1959-62, 70-2000 | 315 | 87 | 4 | .781 |
| Bear Bryant, Maryland, Kentucky, Texas A&M, Alabama | 1945-79 | 296 | 77 | 16 | .781 |
| *Joe Paterno, Penn St. | 1966-2000 | 322 | 90 | 3 | .780 |
| Pop Warner, Georgia, Cornell, Carlisle, Pittsburgh, Stanford | 1895-1929 | 266 | 81 | 19 | .753 |
| John Heisman, Oberlin, Akron, Auburn, Clemson, Georgia Tech, Penn, Wash. & Jeff., Rice | 1892-1926 | 183 | 64 | 16 | .726 |
| Amos Alonzo Stagg, Springfield, Chicago | 1890-1924 | 230 | 84 | 23 | .717 |
| Hayden Fry, SMU, North Texas, Iowa | 1962-96 | 222 | 165 | 10 | .572 |

40 SEASONS

| Coach, Team(s) | Seasons | W | L | T | Pct. |
|--|------------------|-----|-----|---|------|
| *Bobby Bowden, Samford, West Virginia, Florida St. | 1959-62, 70-2005 | 359 | 107 | 4 | .768 |
| *Joe Paterno, Penn St. | 1966-2005 | 354 | 117 | 3 | .750 |

| Coch, Team(s) | Seasons | W | L | T | Pct. |
|---|----------------|-----|-----|----|------|
| Pop Warner, Georgia, Cornell, Carlisle, Pittsburgh, Stanford, Temple | 1895-1934 | 300 | 92 | 25 | .749 |
| Amos Alonzo Stagg, Springfield, Chicago | 1890-1929 | 248 | 108 | 24 | .684 |
| Jess Neely, Rhodes, Clemson, Rice | 1924-27, 31-66 | 207 | 176 | 19 | .539 |

41 SEASONS

| Coch, Team(s) | Seasons | W | L | T | Pct. |
|---|-----------|-----|-----|----|------|
| Pop Warner, Georgia, Cornell, Carlisle, Pittsburgh, Stanford, Temple | 1895-1935 | 307 | 95 | 25 | .748 |
| Amos Alonzo Stagg, Springfield, Chicago | 1890-1930 | 249 | 113 | 26 | .675 |

42 SEASONS

| Coch, Team(s) | Seasons | W | L | T | Pct. |
|---|-----------|-----|-----|----|------|
| Pop Warner, Georgia, Cornell, Carlisle, Pittsburgh, Stanford, Temple | 1895-1936 | 313 | 98 | 27 | .745 |
| Amos Alonzo Stagg, Springfield, Chicago | 1890-1931 | 251 | 118 | 27 | .668 |

43 SEASONS

| Coch, Team(s) | Seasons | W | L | T | Pct. |
|---|-----------|-----|-----|----|------|
| Pop Warner, Georgia, Cornell, Carlisle, Pittsburgh, Stanford, Temple | 1895-1937 | 316 | 100 | 31 | .742 |
| Amos Alonzo Stagg, Springfield, Chicago | 1890-1932 | 254 | 122 | 28 | .663 |

44 SEASONS

| Coch, Team(s) | Seasons | W | L | T | Pct. |
|---|-----------|-----|-----|----|------|
| Pop Warner, Georgia, Cornell, Carlisle, Pittsburgh, Stanford, Temple | 1895-1938 | 319 | 106 | 32 | .733 |
| Amos Alonzo Stagg, Springfield, Chicago, Pacific | 1890-1933 | 259 | 127 | 28 | .659 |

*Active coach.

Coaches to Reach 200 and 300 Victories

(Must have five years or 50 victories at a school that was classified as a major college at the time)

200 VICTORIES

| Coach (Date Reached Milestone) | WHEN MILESTONE REACHED | | | Career Yr.-Game |
|--------------------------------|------------------------|--------------------|--------|-----------------|
| | Age in Yrs.-Days | Game (Record) | Career | |
| Eddie Anderson (11-14-1964) | 64-1 | 342nd (200-127-15) | 39-8 | 39-8 |
| *Bobby Bowden (10-27-1990) | 60-353 | 279th (200-76-3) | 25-7 | 25-7 |
| Bear Bryant (9-10-1971) | 57-364 | 282nd (200-66-16) | 27-1 | 27-1 |
| Vince Dooley (11-26-1988) | 56-84 | 286th (200-76-10) | 25-11 | 25-11 |
| LaVell Edwards (9-24-1994) | 64-348 | 277th (200-74-3) | 23-4 | 23-4 |
| Hayden Fry (11-20-1993) | 64-265 | 361st (200-152-9) | 32-11 | 32-11 |
| Woody Hayes (11-2-1974) | 61-261 | 268th (200-60-8) | 29-8 | 29-8 |
| Lou Holtz (9-9-1995) | 58-243 | 297th (200-90-7) | 26-2 | 26-2 |
| Jess Neely (9-26-1964) | 66-265 | 373rd (200-155-18) | 38-1 | 38-1 |
| Don Nehlen (11-11-2000) | 64-314 | 355th (200-127-8) | 30-9 | 30-9 |
| Tom Osborne (10-7-1993) | 56-224 | 249th (200-46-3) | 21-5 | 21-5 |
| *Joe Paterno (9-5-1987) | 60-258 | 246th (200-44-2) | 22-1 | 22-1 |
| Bo Schembechler (10-4-1986) | 57-33 | 262nd (200-55-7) | 24-4 | 24-4 |
| Amos Alonzo Stagg (10-11-1919) | 57-56 | 294th (200-74-20) | 30-1 | 30-1 |
| Jim Sweeney (11-2-1996) | 67-62 | 355th (200-151-4) | 32-8 | 32-8 |
| Pop Warner (9-24-1921) | 50-172 | 276th (200-62-14) | 28-1 | 28-1 |
| Warren Woodson (10-13-1973) | 70-231 | 307th (200-93-14) | 31-6 | 31-6 |

*Active coach.

300 VICTORIES

| Coach (Date Reached Milestone) | WHEN MILESTONE REACHED | | | Career Yr.-Game |
|--------------------------------|------------------------|--------------------|--------|-----------------|
| | Age in Yrs.-Days | Game (Record) | Career | |
| *Joe Paterno (9-12-1998) | 71-266 | 380th (300-77-3) | 32-2 | 32-2 |
| *Bobby Bowden (10-23-1999) | 69-349 | 389th (300-85-4) | 34-8 | 34-8 |
| Bear Bryant (10-3-1980) | 67-22 | 393rd (300-77-16) | 36-4 | 36-4 |
| Amos Alonzo Stagg (11-6-1943) | 81-82 | 507th (300-173-34) | 54-7 | 54-7 |
| Pop Warner (11-24-1934) | 63-233 | 415th (300-91-24) | 41-8 | 41-8 |

*Active coach.

**EDDIE ROBINSON
A Coach For The Ages**

Because Grambling is not a Division I-A member, most football historians agree that Grambling's Eddie Robinson not be listed in the major college coaches' section. But there is no denying that the Tigers' former head coach belongs in any mention of great collegiate coaches.

Robinson, who retired after the 1997 season, compiled one of the most impressive coaching legacies in collegiate history. He is one of only two college football coaches (see John Gagliardi on the next page) with more than 400 victories (408) and he has coached in more games (588) than any other coach in the 134 years of college football.

Only the legendary Amos Alonzo Stagg had more years as a college head coach (57) than Robinson (55) and Gagliardi (56). Robinson spent all 55 seasons at Grambling (he coached two years during World War II at Grambling High School).

Here is a breakdown of the milestone victories in his career:

| Victory No. | (Date Reached Milestone) | Age in Yrs.-Days | Career Game (Record) | Career Yr.-Game |
|-------------|--------------------------|------------------|----------------------|-----------------|
| 100th | (11-9-1957) | 38-270 | 146th (100-39-7) | 15-6 |
| 200th | (10-16-1971) | 52-246 | 285th (200-74-11) | 29-6 |
| 300th | (9-25-1982) | 63-225 | 411th (300-98-13) | 40-3 |
| 400th | (10-7-1995) | 76-237 | 560th (400-145-15) | 53-5 |



Penn State head coach Joe Paterno is one of five major-college/Division I-A coaches to reach 300 victories in his career.

Carolyn Kaster/Associated Press

COACHING RECORDS



Al Bailo/Allsport

Long-time Grambling head coach Eddie Robinson is one of only two coaches to reach the 400-win mark for all coaches with at least 10 years at an NCAA institution.

Andres Alonzo/NCAA Photos



Legendary St. John's (Minnesota) head coach John Gagliardi congratulates senior Blake Elliott after the Johnnies beat Mount Union to capture the 2003 Division III championship.

JOHN GAGLIARDI A Coach For The Ages

John Gagliardi is probably not as well known as Eddie Robinson, but his accomplishments are no less remarkable. Both coaches are known as great teachers, men whose lives touched many young college student-athletes and molded them into responsible adults.

Gagliardi became the winningest coach in college football history in 2003 by passing Robinson and heads into this season with 432 career wins.

Fifty-three of Gagliardi's seasons have been at St. John's University in Collegeville, Minnesota. Gagliardi's biggest strength is his ability to relate to his players and get them to play hard even though they receive no scholarships based on athletics ability. In fact, his basic philosophy is boiled down to "Winning With Nos." That is:

- * No spring practices;
- * No scholarships;
- * No compulsory weightlifting program;
- * No calling him "coach"— players call him John;
- * No long practices — an hour and a half or less; and
- * No tackling in practice — players wear shorts or sweats.

Gagliardi began his remarkable career in 1949 at Carroll College (Montana), where he coached for four seasons before assuming the St. John's head position in 1953. He is now coaching in his seventh decade and seems fit enough to continue well into the new century. As he coaches into the 2006 season, he will pass the legendary Amos Alonzo Stagg in coaching longevity at 58 years.

His career includes 27 Minnesota Intercollegiate Athletic Conference titles and as mentioned, four national championships (1963, 1965, 1976 and 2003).

Here is a breakdown of the milestones in his career:

| Victory No. | (Date Reached Milestone) | Age in Yrs.-Days | Career Game (Record) | Career Yr.-Game |
|-------------|--------------------------|------------------|----------------------|-----------------|
| 100th | (10-9-1965) | 38-343 | 135th (100-32-3) | 17-5 |
| 200th | (10-11-1980) | 53-345 | 274th (200-67-7) | 32-5 |
| 300th | (10-16-1993) | 66-350 | 405th (300-95-10) | 45-6 |
| 400th | (12-7-2002) | 76-38 | 524th (400-113-11) | 54-13 |

Other Coaching Milestones

(Must have five years or 50 victories at a school that was classified as a major college at the time)

YOUNGEST COACHES TO REACH 100 VICTORIES

| Coach | Age in Yrs.-Days |
|------------------------|------------------|
| George Woodruff..... | 35-261 |
| Elmer Layden..... | 37-175 |
| Fielding Yost..... | 37-191 |
| Pop Warner..... | 37-235 |
| Amos Alonzo Stagg..... | 38-51 |
| Don Faurot..... | 39-131 |
| Matty Bell..... | 39-256 |
| Dana X. Bible..... | 40-44 |
| Andy Smith..... | 40-71 |
| Bennie Owen..... | 40-72 |
| Dan McGugin..... | 40-78 |
| Hugo Bezdek..... | 40-120 |
| Terry Bowden..... | 40-280 |

YOUNGEST COACHES TO REACH 200 VICTORIES

| Coach | Age in Yrs.-Days |
|------------------------|------------------|
| Pop Warner..... | 50-172 |
| Vince Dooley..... | 56-84 |
| Tom Osborne..... | 56-224 |
| Bo Schembechler..... | 57-33 |
| Amos Alonzo Stagg..... | 57-56 |
| Bear Bryant..... | 57-364 |
| Lou Holtz..... | 58-243 |

YOUNGEST COACHES TO REACH 300 VICTORIES

| Coach | Age in Yrs.-Days |
|------------------------|------------------|
| Pop Warner..... | 63-233 |
| Bear Bryant..... | 67-22 |
| *Bobby Bowden..... | 69-349 |
| *Joe Paterno..... | 71-266 |
| Amos Alonzo Stagg..... | 81-82 |

*Active coach.

FEWEST GAMES TO REACH 100 VICTORIES

| Coach | Career Game (Record at Time) |
|----------------------|------------------------------|
| Gil Dobie..... | 108 (100-5-3) |
| George Woodruff..... | 109 (100-9-0) |
| Bud Wilkinson..... | 111 (100-8-3) |
| Fielding Yost..... | 114 (100-10-4) |
| Knute Rockne..... | 117 (100-12-5) |
| Bob Neyland..... | 120 (100-12-8) |
| Frank Leahy..... | 121 (100-13-8) |
| *Joe Paterno..... | 122 (100-21-1) |
| Barry Switzer..... | 122 (100-18-4) |
| Henry Williams..... | 122 (100-13-9) |
| *Phillip Fulmer..... | 123 (100-23-0) |
| Fred Folsom..... | 126 (100-20-6) |
| Gus Henderson..... | 126 (100-23-3) |
| Tom Osborne..... | 126 (100-24-2) |
| Frank Thomas..... | 128 (100-21-7) |
| Wallace Wade..... | 129 (100-24-5) |
| Bo Schembechler..... | 130 (100-24-6) |
| Bobby Dodd..... | 131 (100-28-3) |
| *Steve Spurrier..... | 131 (100-29-2) |
| Frank Kush..... | 131 (100-30-1) |
| Charley Moran..... | 131 (100-24-7) |
| Dan McGugin..... | 132 (100-25-7) |
| R.C. Slocum..... | 132 (100-30-2) |
| Jock Sutherland..... | 132 (100-22-10) |
| Bob Devaney..... | 133 (100-28-5) |

*Active coach.

FEWEST GAMES TO REACH 200 VICTORIES

| Coach | Career Game (Record at Time) |
|------------------------|------------------------------|
| *Joe Paterno..... | 246 (200-44-2) |
| Tom Osborne..... | 249 (200-46-3) |
| Bo Schembechler..... | 262 (200-55-7) |
| Woody Hayes..... | 268 (200-60-8) |
| Pop Warner..... | 276 (200-62-14) |
| LaVell Edwards..... | 277 (200-74-3) |
| *Bobby Bowden..... | 279 (200-76-3) |
| Bear Bryant..... | 282 (200-66-16) |
| Vince Dooley..... | 286 (200-76-10) |
| Amos Alonzo Stagg..... | 294 (200-74-20) |

*Active coach.

FEWEST GAMES TO REACH 300 VICTORIES

| Coach | Career Game (Record at Time) |
|-------------------|------------------------------|
| *Joe Paterno | 380 (300-77-3) |
| *Bobby Bowden | 389 (300-85-4) |
| Bear Bryant | 393 (300-77-16) |
| Pop Warner | 415 (300-91-24) |
| Amos Alonzo Stagg | 507 (300-173-34) |

*Active coach.

All-Time Division I Coaching Longevity Records

(Minimum 10 Head-Coaching Seasons in Division I; Bowl Games Included)

MOST GAMES

| Games | Coach, School(s) and Years |
|-------|--|
| 548 | Amos Alonzo Stagg, Springfield 1890-91, Chicago 92-1932, Pacific 33-46 |
| 474 | *Joe Paterno, Penn St. 1966-2005 |
| 470 | *Bobby Bowden, Samford 1959-62, West Virginia 70-75, Florida St. 76-2005 |
| 457 | Pop Warner, Georgia 1895-96, Cornell 97-98 & 1904-06, Carlisle 1899-1903 & 07-14, Pittsburgh 15-23, Stanford 24-32, Temple 33-38 |
| 425 | Bear Bryant, Maryland 1945, Kentucky 46-53, Texas A&M 54-57, Alabama 58-82 |
| 420 | Hayden Fry, SMU 1962-72, North Texas 73-78, Iowa 79-98 |
| 402 | Jess Neely, Rhodes 1924-27, Clemson 31-39, Rice 40-66 |
| 388 | Lou Holtz, William & Mary 1969-71, North Carolina St. 72-75, Arkansas 77-83, Minnesota 84-85, Notre Dame 86-96, South Carolina 99-2004 |
| 361 | LaVell Edwards, Brigham Young 1972-2000 |
| 358 | Jim Sweeney, Montana St. 1963-67, Washington St. 68-75, Fresno St. 76-77 & 80-96 |
| 344 | Eddie Anderson, Loras 1922-24, DePaul 25-31, Holy Cross 33-38 & 50-64, Iowa 39-42 & 46-49 |
| 338 | Don Nehlen, Bowling Green 1968-76, West Virginia 80-2000 |
| 332 | Johnny Majors, Iowa St. 1968-72, Pittsburgh 73-76 & 93-96, Tennessee 77-92 |
| 329 | Grant Teaff, McMurry 1960-65, Angelo St. 69-71, Baylor 72-92 |
| 325 | George Welsh, Navy 1973-81, Virginia 82-2000 |
| 320 | Woody Hayes, Denison 1946-48, Miami (Ohio) 49-50, Ohio St. 51-78 |
| 318 | Ray Morrison, SMU 1915-16 & 22-34, Vanderbilt 18 & 35-39, Temple 40-48, Austin 49-52 |
| 312 | Ken Hatfield, Air Force 1979-83, Arkansas 84-89, Clemson 90-93, Rice 94-2005 |
| 312 | Warren Woodson, Central Ark. 1935-39, Hardin-Simmons 41-42 & 46-51, Arizona 52-56, New Mexico St. 58-67, Trinity (Tex.) 72-73 |
| 309 | Jerry Claiborne, Virginia Tech 1961-70, Maryland 72-81, Kentucky 82-89 |
| 307 | Tom Osborne, Nebraska 1973-97 |
| 307 | Bo Schembechler, Miami (Ohio) 1963-68, Michigan 69-89 |
| 304 | Jackie Sherrill, Washington St. 1976, Pittsburgh 77-81, Texas A&M 82-88, Mississippi St. 91-2003 |
| 301 | Bill Mallory, Miami (Ohio) 1969-73, Colorado 74-78, Northern Ill. 80-83, Indiana 84-96 |
| 299 | Ossie Solem, Luther 1920, Drake 21-31, Iowa 32-36, Syracuse 37-42 & 44-45, Springfield 46-57 |

*Active coach.

MOST YEARS

| Years | Coach, School(s) and Years |
|-------|--|
| 57 | Amos Alonzo Stagg, Springfield 1890-91, Chicago 92-1932, Pacific 33-46 |
| 44 | Pop Warner, Georgia 1895-96, Cornell 97-98 & 1904-06, Carlisle 99-1903 & 07-14, Pittsburgh 15-23, Stanford 24-32, Temple 33-38 |
| 40 | *Bobby Bowden, Samford 1959-62, West Virginia 70-75, Florida St. 76-2005 |
| 40 | Jess Neely, Rhodes 1924-27, Clemson 31-39, Rice 40-66 |
| 40 | *Joe Paterno, Penn St. 1966-2005 |
| 39 | Eddie Anderson, Loras 1922-24, DePaul 25-31, Holy Cross 33-38 & 50-54, Iowa 39-42 & 46-49 |
| 38 | Bear Bryant, Maryland 1945, Kentucky 46-53, Texas A&M 54-57, Alabama 58-82 |
| 37 | Hayden Fry, SMU 1962-72, North Texas 73-78, Iowa 79-98 |
| 37 | Ossie Solem, Luther 1920, Drake 21-31, Iowa 32-36, Syracuse 37-45, Springfield 46-57 |
| 36 | John Heisman, Oberlin 1892 & 94, Akron 93, Auburn 95-99, Clemson 1900-03, Georgia Tech 04-19, Penn 20-22, Wash. & Jeff. 23, Rice 24-27 |
| 34 | Tuss McLaughry, Westminster (Pa.) 1916, 18 & 21, Amherst 22-25, Brown 26-40, Dartmouth 41-54 |
| 34 | Ray Morrison, SMU 1915-16 & 22-34, Vanderbilt 18 & 35-39, Temple 40-48, Austin 49-52 |
| 33 | Dana X. Bible, Mississippi Col. 1913-15, LSU 16, Texas A&M 17 & 19-28, Nebraska 29-36, Texas 37-46 |

| Years | Coach, School(s) and Years |
|-------|--|
| 33 | Gil Dobie, North Dakota St. 1906-07, Washington 08-16, Navy 17-19, Cornell 20-35, Boston College 36-38 |
| 33 | Woody Hayes, Denison 1946-48, Miami (Ohio) 49-50, Ohio St. 51-78 |
| 33 | Lou Holtz, William & Mary 1969-71, North Carolina St. 72-75, Arkansas 77-83, Minnesota 84-85, Notre Dame 86-96, South Carolina 99-2004 |
| 33 | Lou Little, Georgetown 1924-29, Columbia 30-56 |
| 32 | Clark Shaughnessy, Tulane 1915-20 & 22-26, Loyola (Ill.) 27-32, Chicago 33-39, Stanford 40-41, Maryland 42 & 46, Pittsburgh 43-45, Hawaii 65 |
| 32 | Carl Snavely, Bucknell 1927-33, North Carolina 34-35 & 45-52, Cornell 36-44, Washington-St. Louis 53-58 |
| 32 | William Spaulding, Western Mich. 1907-21, Minnesota 22-24, UCLA 25-38 |
| 32 | Jim Sweeney, Montana St. 1963-67, Washington St. 68-75, Fresno St. 76-77 & 80-96 |
| 31 | Pappy Waldorf, Oklahoma City 1925-27, Oklahoma St. 29-33, Kansas St. 34, Northwestern 35-46, California 47-56 |
| 31 | Warren Woodson, Central Ark. 1935-39, Hardin-Simmons 41-42 & 46-51, Arizona 52-56, New Mexico St. 58-67, Trinity (Tex.) 72-73 |
| 30 | Bob Blackman, Denver 1953-54, Dartmouth 55-70, Illinois 71-76, Cornell 77-82 |
| 30 | Frank Dobson, Georgia 1909, Clemson 10-12, Richmond 13-17 & 19-33, South Carolina 18, Maryland 35-39 |
| 30 | Harvey Harman, Haverford 1922-29, Sewanee 30, Penn 31-37, Rutgers 38-55 |
| 30 | Frank Howard, Clemson 1940-69 |
| 30 | Dan McGugin, Vanderbilt 1904-17 & 19-34 |
| 30 | Grant Teaff, McMurry 1960-65, Angelo St. 69-71, Baylor 72-92 |

*Active coach.

MOST SCHOOLS

| Schools | Coach, Schools and Years |
|---------|---|
| 8 | John Heisman, Oberlin 1892 & 94, Akron 93, Auburn 95-99, Clemson 1900-03, Georgia Tech 04-19, Penn 20-22, Wash. & Jeff. 23, Rice 24-27 |
| 8 | Lou Saban, Case Reserve 1950-52, Northwestern 55, Western Ill. 57-59, Maryland 66, Miami (Fla.) 77-78, Army 79, UCF 83-84, Chowan 2001-02 |
| 7 | *Dennis Franchione, Southwestern (Kan.) 1981-82, Pittsburg St. 85-89, Texas St. 90-91, New Mexico 92-97, TCU 98-2000, Alabama 01-02, Texas A&M 03-05 |
| 7 | Chuck Mills, Pomona-Pitzer 1959-61, Indiana (Pa.) 62-63, Merchant Marine 64, Utah St. 67-72, Wake Forest 73-77, Southern Ore. St. 80-88, Coast Guard 97 |
| 7 | Darrell Mudra, Adams St. 1959-62, North Dakota St. 63-65, Arizona 67-68, Western Ill. 69-73, Florida St. 74-75, Eastern Ill. 78-82, UNI 83-87 |
| 7 | Clark Shaughnessy, Tulane 1915-20 & 22-26, Loyola (Ill.) 27-32, Chicago 33-39, Stanford 40-41, Maryland 42 & 46, Pittsburgh 43-45, Hawaii 65 |
| 7 | Clarence Spears, Dartmouth 1917-20, West Virginia 21-24, Minnesota 25-29, Oregon 30-31, Wisconsin 32-35, Toledo 36-42, Maryland 43-44 |
| 6 | Frank Cavanaugh, Cincinnati 1898, Holy Cross 1903-05, Dartmouth 11-16, Boston College 19-26, Neb.-Omaha 19, Fordham 27-32 |
| 6 | Lou Holtz, William & Mary 1969-71, North Carolina St. 72-75, Arkansas 77-83, Minnesota 84-85, Notre Dame 86-96, South Carolina 99-2004 |
| 6 | Howard Jones, Syracuse 1908, Yale 09 & 13, Ohio St. 10, Iowa 16-23, Duke 24, Southern California 25-40 |
| 6 | Pop Warner, Georgia 1895-96, Cornell 97-98 & 1904-06, Carlisle 1899-1903 & 07-14, Pittsburgh 15-23, Stanford 24-32, Temple 33-38 |
| 5 | Matty Bell, Haskell 1920-21, Carroll (Wis.) 22, TCU 23-28, Texas A&M 29-33, SMU 35-41 & 45-49 |
| 5 | Dana X. Bible, Mississippi Col. 1913-15, LSU 16, Texas A&M 17 & 19-28, Nebraska 29-36, Texas 37-46 |
| 5 | *Watson Brown, Austin Peay 1979-80, Cincinnati 83, Rice 84-85, Vanderbilt 86-90, UAB 95-2005 |
| 5 | Earle Bruce, Tampa 1972, Iowa St. 73-78, Ohio St. 79-87, UNI 88, Colorado St. 89-92 |
| 5 | Jack Curtice, West Tex. A&M 1940-41, UTEP 46-49, Utah 50-57, Stanford 58-61, UC Santa Barb. 62-69 |
| 5 | Dudley DeGroot, UC Santa Barb. 1926-28, San Jose St. 32-39, Rochester 40-43, West Virginia 48-49, New Mexico 50-52 |
| 5 | Gil Dobie, North Dakota St. 1906-07, Washington 08-16, Navy 17-19, Cornell 20-35, Boston College 36-38 |
| 5 | Frank Dobson, Georgia 1909, Clemson 10-12, Richmond 13-17 & 19-33, South Carolina 18, Maryland 35-39 |
| 5 | Ed Doherty, Arizona St. 1947-50, Rhode Island 51, Arizona 57-58, Xavier (Ohio) 59-61, Holy Cross 71-75 |
| 5 | Red Drew, Trinity (Conn.) 1921-23, Birmingham So. 24-27, Chattanooga 29-30, Mississippi 46, Alabama 47-54 |
| 5 | *Dennis Erickson, Idaho 1982-85 & 2006, Wyoming 86, Washington St. 87-88, Miami (Fla.) 89-94, Oregon St. 99-2002 |
| 5 | Stuart Holcomb, Findlay 1932-35, Muskingum 36-40, Wash. & Jeff. 41, Miami (Ohio) 42-43, Purdue 47-55 |
| 5 | Al Molde, Sioux Falls 1971-72, Minn.-Morris 73-79, Central Mo. St. 80-82, Eastern Ill. 83-86, Western Mich. 87-96 |
| 5 | Darryl Rogers, Cal St. East Bay 1965, Fresno St. 66-72, San Jose St. 73-75, Michigan St. 76-79, Arizona St. 80-84 |

COACHING RECORDS

| Year | Changes | Teams | Pct. | Year | Changes | Teams | Pct. | Year | Changes | Teams | Pct. |
|------|---------|-------|------|------|---------|-------|-------|----------------------------|---------|-------|------|
| 1979 | 26 | 139 | .187 | 1989 | 19 | 106 | .179 | 1999 | 20 | 114 | .175 |
| 1980 | 27 | 139 | .194 | 1990 | 20 | 106 | .189 | 2000 | 14 | 114 | .123 |
| 1981 | 17 | 137 | .123 | 1991 | 16 | 106 | .151 | 2001 | 24 | 115 | .209 |
| 1982 | 17 | 97 | .175 | 1992 | 16 | 107 | .150 | 2002 | 13 | 117 | .111 |
| 1983 | 22 | 105 | .210 | 1993 | 15 | 106 | .142 | 2003 | 18 | 117 | .154 |
| 1984 | 16 | 105 | .152 | 1994 | 15 | 107 | .140 | 2004 | 14 | 117 | .120 |
| 1985 | 15 | 105 | .143 | 1995 | 21 | 108 | .194 | 2005 | 24 | 119 | .202 |
| 1986 | 22 | 105 | .210 | 1996 | 9 | 111 | *.081 | 2006 | 11 | 119 | .092 |
| 1987 | 24 | 104 | .231 | 1997 | 24 | 112 | .214 | *Record low. †Record high. | | | |
| 1988 | 9 | 104 | .087 | 1998 | 14 | 112 | .125 | | | | |

Records of Division I-A First-Year Head Coaches

(Coaches with no previous head-coaching experience at a four-year college.)

| Year | No. | Won | Lost | Tied | Pct. | Bowl Record | Teams' Previous Season Record | | | | Bowl Record |
|------|-----|-----|------|------|-------|-------------|-------------------------------|------|------|------|-------------|
| | | | | | | | Won | Lost | Tied | Pct. | |
| 1948 | 14 | 56 | 68 | 7 | .454 | 0-1 | 76 | 52 | 8 | .588 | 2-1 |
| 1949 | 8 | 26 | 49 | 3 | .353 | 0-1 | 35 | 41 | 4 | .463 | 0-0 |
| 1950 | 10 | 37 | 56 | 4 | .402 | 0-0 | 49 | 42 | 6 | .536 | 2-0 |
| 1951 | 13 | 60 | 67 | 4 | .473 | 1-2 | 39 | 88 | 7 | .317 | 1-1 |
| 1952 | 8 | 31 | 42 | 3 | .428 | 0-0 | 38 | 40 | 0 | .487 | 0-0 |
| 1953 | 8 | 29 | 45 | 5 | .399 | 0-0 | 48 | 28 | 7 | .620 | 1-2 |
| 1954 | 8 | 31 | 43 | 4 | .423 | 0-0 | 40 | 33 | 7 | .543 | 1-0 |
| 1955 | 9 | 36 | 50 | 4 | .422 | 0-1 | 36 | 52 | 1 | .410 | 0-0 |
| 1956 | 14 | 47 | 80 | 11 | .380 | 1-0 | 61 | 68 | 6 | .474 | 0-1 |
| 1957 | 9 | 32 | 50 | 6 | .398 | 0-0 | 44 | 42 | 2 | .511 | 0-0 |
| 1958 | 7 | 26 | 44 | 0 | .371 | 0-0 | 37 | 31 | 2 | .543 | 0-0 |
| 1959 | 8 | 34 | 43 | 2 | .443 | 0-0 | 41 | 35 | 2 | .538 | 0-1 |
| 1960 | 14 | 54 | 80 | 5 | .406 | 1-0 | 57 | 78 | 2 | .423 | 0-0 |
| 1961 | 8 | 26 | 50 | 0 | .342 | 0-0 | 38 | 38 | 2 | .500 | 0-0 |
| 1962 | 12 | 40 | 74 | 4 | .356 | 2-0 | 52 | 66 | 2 | .442 | 1-1 |
| 1963 | 8 | 23 | 49 | 6 | .333 | 0-0 | 32 | 46 | 1 | .411 | 0-1 |
| 1964 | 12 | 45 | 67 | 7 | .408 | 1-1 | 42 | 71 | 4 | .376 | 0-0 |
| 1965 | 8 | 28 | 47 | 2 | .377 | 0-0 | 36 | 42 | 1 | .462 | 0-0 |
| 1966 | 10 | 46 | 50 | 3 | .480 | 0-0 | 38 | 56 | 5 | .409 | 0-0 |
| 1967 | 18 | 58 | 114 | 5 | .342 | 1-0 | 60 | 116 | 4 | .344 | 0-1 |
| 1968 | 6 | 19 | 40 | 1 | .325 | 0-0 | 20 | 38 | 2 | .350 | 0-0 |
| 1969 | 15 | 49 | 90 | 1 | .353 | 0-0 | 62 | 85 | 3 | .423 | 0-1 |
| 1970 | 10 | 45 | 61 | 1 | .425 | 1-0 | 46 | 54 | 0 | .460 | 0-2 |
| 1971 | 12 | 57 | 72 | 0 | .442 | 1-1 | 64 | 61 | 0 | .512 | 0-1 |
| 1972 | 11 | 57 | 64 | 1 | .471 | 1-0 | 53 | 64 | 2 | .454 | 1-0 |
| 1973 | 14 | 84 | 63 | 8 | .568 | 1-0 | 83 | 71 | 2 | .538 | 3-0 |
| 1974 | 17 | 63 | 116 | 5 | .356 | 1-0 | 78 | 105 | 1 | .427 | 1-0 |
| 1975 | 10 | 38 | 72 | 0 | .345 | 0-1 | 43 | 67 | 0 | .391 | 0-0 |
| 1976 | 15 | 57 | 109 | 2 | .345 | 3-1 | 72 | 91 | 5 | .443 | 3-1 |
| 1977 | 14 | 55 | 94 | 5 | .373 | 1-0 | 66 | 88 | 3 | .430 | 0-2 |
| 1978 | 16 | 68 | 104 | 3 | .397 | 0-0 | 77 | 96 | 3 | .446 | 0-1 |
| 1979 | 11 | 53 | 66 | 3 | .447 | 0-0 | 66 | 57 | 1 | .536 | 2-2 |
| 1980 | 12 | 54 | 75 | 2 | .420 | 0-0 | 60 | 68 | 3 | .469 | 1-0 |
| 1981 | 6 | 25 | 40 | 0 | .385 | 0-0 | 31 | 35 | 1 | .470 | 0-1 |
| 1982 | 10 | 51 | 59 | 1 | .464 | 0-1 | 58 | 57 | 2 | .504 | 2-2 |
| 1983 | 12 | 51 | 82 | 2 | .385 | 1-0 | 60 | 73 | 1 | .451 | 1-1 |
| 1984 | 7 | 47 | 28 | 1 | *.625 | 2-1 | 45 | 35 | 1 | .562 | 3-0 |
| 1985 | 5 | 19 | 37 | 0 | .339 | 0-0 | 20 | 32 | 4 | .393 | 0-0 |
| 1986 | 12 | 53 | 81 | 0 | .396 | 0-1 | 56 | 76 | 3 | .426 | 1-1 |
| 1987 | 9 | 51 | 49 | 3 | .510 | 1-1 | 52 | 50 | 1 | .510 | 0-2 |
| 1988 | 4 | 25 | 20 | 0 | .556 | 1-0 | 22 | 23 | 1 | .489 | 1-1 |
| 1989 | 7 | 32 | 49 | 1 | .396 | 0-2 | 39 | 43 | 0 | .476 | 1-2 |
| 1990 | 9 | 46 | 42 | 2 | .522 | 1-1 | 41 | 48 | 1 | .461 | 0-1 |

Teams' Previous Season Record

| Year | No. | Won | Lost | Tied | Pct. | Bowl Record | Won | Lost | Tied | Pct. | Bowl Record |
|------|-----|-----|------|------|------|-------------|-----|------|------|------|-------------|
| 1991 | 10 | 38 | 72 | 1 | .347 | 1-0 | 46 | 64 | 2 | .420 | 0-2 |
| 1992 | 4 | 15 | 20 | 1 | .431 | 0-0 | 32 | 14 | 0 | .696 | 1-1 |
| 1993 | 8 | 29 | 58 | 2 | .337 | 0-1 | 41 | 51 | 1 | .446 | 2-2 |
| 1994 | 7 | 30 | 40 | 2 | .431 | 2-1 | 40 | 39 | 0 | .506 | 1-0 |
| 1995 | 10 | 57 | 56 | 2 | .504 | 1-2 | 45 | 65 | 3 | .412 | 2-1 |
| 1996 | 6 | 27 | 42 | 0 | .391 | 1-1 | 29 | 38 | 1 | .434 | 0-1 |
| 1997 | 11 | 47 | 79 | 0 | .373 | 0-1 | 56 | 70 | 0 | .444 | 1-1 |
| 1998 | 9 | 44 | 59 | 0 | .427 | 0-2 | 52 | 52 | 0 | .500 | 1-2 |
| 1999 | 8 | 40 | 51 | 0 | .440 | 1-1 | 34 | 55 | 0 | .382 | 0-0 |
| 2000 | 8 | 39 | 54 | 0 | .419 | 1-2 | 41 | 49 | 0 | .456 | 0-0 |
| 2001 | 12 | 72 | 67 | 0 | .518 | 2-2 | 68 | 68 | 0 | .500 | 2-0 |
| 2002 | 6 | 27 | 47 | 0 | .365 | 0-1 | 24 | 43 | 0 | .358 | 1-0 |
| 2003 | 9 | 60 | 56 | 0 | .517 | 2-3 | 60 | 52 | 0 | .536 | 1-2 |
| 2004 | 10 | 44 | 69 | 0 | .389 | 1-1 | 47 | 75 | 0 | .385 | 1-0 |
| 2005 | 11 | 51 | 73 | 0 | .411 | 1-2 | 57 | 62 | 0 | .479 | 1-6 |

Record percentage for first-year coaches. 1984 coaches and their records, with bowl game indicated by an asterisk (): Pat Jones, Oklahoma St. (*10-2-0); Galen Hall, Florida (8-0-0, took over from Charley Pell after three games); Bill Arnsperger, LSU (8-3-1); Fisher DeBerry, Air Force (*8-4-0); Dick Anderson, Rutgers (7-3-0); Mike Sheppard, Long Beach St. (4-7-0); Ron Chismar, Wichita St. (2-9-0).

Most Victories by Division I-A First-Year Head Coaches

| Coach, College, Year | W | L | T |
|--|-----|---|---|
| Larry Coker, Miami (Fla.), 2001 | *12 | 0 | 0 |
| Gary Blackney, Bowling Green, 1991 | *11 | 1 | 0 |
| John Robinson, Southern California, 1976 | *11 | 1 | 0 |
| Bill Battle, Tennessee, 1970 | *11 | 1 | 0 |
| Gregg Brandon, Bowling Green, 2003 | *11 | 3 | 0 |
| Dick Crum, Miami (Ohio), 1974 | *10 | 0 | 1 |
| Barry Switzer, Oklahoma, 1973 | 10 | 0 | 1 |
| John Jenkins, Houston, 1990 | 10 | 1 | 0 |
| Dwight Wallace, Ball St., 1978 | 10 | 1 | 0 |
| Chuck Fairbanks, Oklahoma, 1967 | *10 | 1 | 0 |
| Mike Archer, LSU, 1987 | *10 | 1 | 1 |
| Ralph Friedgen, Maryland, 2001 | 10 | 2 | 0 |
| Tom Amstutz, Toledo, 2001 | *10 | 2 | 0 |
| Rick Neuheisel, Colorado, 1995 | *10 | 2 | 0 |
| Paul Pasqualoni, Syracuse, 1992 | *10 | 2 | 0 |
| Curley Hallman, Southern Miss., 1988 | *10 | 2 | 0 |
| Pat Jones, Oklahoma St., 1984 | *10 | 2 | 0 |
| Earle Bruce, Tampa, 1972 | *10 | 2 | 0 |
| Billy Kinard, Mississippi, 1971 | *10 | 2 | 0 |
| Bill Doba, Washington St., 2003 | *10 | 3 | 0 |

*Bowl game victory included.
Only first-year coaches to win a national championship: Bennie Oosterbaan, Michigan, 1948 (9-0-0); Larry Coker, Miami (Fla.), 2001 (12-0-0).

COACHING RECORDS

Division I-AA Coaching Records

Winningest Active Division I-AA Coaches

(Minimum five years as Division I-A and/or Division I-AA head coach; record at four-year colleges only.)

BY PERCENTAGE

| Coach, College | Years | Won | Lost | Tied | Pct.† |
|--|-------|-----|------|------|-------|
| 1. Mike Kelly, Dayton..... | 25 | 231 | 47 | 1 | .830 |
| 2. Al Bagnoli, Penn..... | 24 | 185 | 58 | 0 | .761 |
| 3. Pete Lembo, Elon..... | 5 | 44 | 14 | 0 | .759 |
| 4. Pete Richardson, Southern U..... | 18 | 150 | 57 | 1 | .724 |
| 5. Joe Taylor, Hampton..... | 23 | 181 | 70 | 4 | .718 |
| 6. Dick Biddle, Colgate..... | 10 | 84 | 35 | 0 | .706 |
| 7. Mark Farley, UNI..... | 5 | 44 | 20 | 0 | .688 |
| 8. Tommy Tate, McNeese St..... | 6 | 48 | 23 | 0 | .676 |
| 9. Alvin Wyatt Sr., Bethune-Cookman..... | 9 | 67 | 33 | 0 | .670 |
| 10. Walt Hameline, Wagner..... | 25 | 175 | 86 | 2 | .669 |
| 11. Kevin Higgins, Citadel..... | 8 | 60 | 32 | 1 | .651 |
| 12. Don Brown, Massachusetts..... | 9 | 65 | 35 | 0 | .650 |
| 13. Phil Estes, Brown..... | 8 | 51 | 28 | 0 | .646 |
| 14. Rob Ash, Drake..... | 26 | 167 | 97 | 5 | .630 |
| 15. Joe Walton, Robert Morris..... | 12 | 75 | 45 | 1 | .624 |
| 16. Jerry Kill, Southern Ill..... | 12 | 83 | 51 | 0 | .619 |
| 17. Don Patterson, Western Ill..... | 7 | 50 | 31 | 0 | .617 |
| 18. Jack Siedlecki, Yale..... | 18 | 103 | 64 | 2 | .615 |
| 19. Andy Talley, Villanova..... | 26 | 169 | 107 | 2 | .612 |
| 20. Terry Allen, Missouri St..... | 13 | 96 | 61 | 0 | .611 |
| 21. Jimmie Laycock, William & Mary..... | 26 | 175 | 119 | 2 | .595 |
| 22. Paul Wulff, Eastern Wash..... | 6 | 41 | 28 | 0 | .594 |
| 23. Jerry Moore, Appalachian St..... | 24 | 167 | 115 | 2 | .592 |
| 24. Tim Walsh, Portland St..... | 17 | 110 | 78 | 0 | .585 |
| 25. Kevin Callahan, Monmouth..... | 13 | 75 | 54 | 0 | .581 |

Fewer than five years as Division I-A and/or Division I-AA head coach (includes record at all four-year colleges):

| Coach, College | Years | Won | Lost | Tied | Pct.† |
|-----------------------------------|-------|-----|------|------|-------|
| Charles Priore, Stony Brook..... | 6 | 39 | 9 | 0 | .813 |
| David Bennett, Coastal Caro..... | 10 | 88 | 25 | 0 | .779 |
| K.C. Keeler, Delaware..... | 13 | 124 | 37 | 1 | .769 |
| Rocky Hager, Northeastern..... | 12 | 98 | 40 | 1 | .709 |
| Rick Comegy, Jackson St..... | 14 | 108 | 51 | 0 | .679 |
| Anthony Jones, Alabama A&M..... | 7 | 50 | 28 | 0 | .641 |
| Steve Patton, Gardner-Webb..... | 12 | 81 | 49 | 0 | .623 |
| Todd Whitten, Sam Houston St..... | 7 | 48 | 30 | 0 | .615 |
| Jerry Schmitt, Duquesne..... | 6 | 35 | 24 | 0 | .593 |

†Ties computed as half won and half lost. Includes bowl and playoff games.

BY VICTORIES

(Minimum five years as Division I-A or Division I-AA head coach; record at four-year colleges only.)

| Coach, College | Years | Won | Lost | Tied | Pct.† |
|--|-------|-----|------|------|-------|
| 1. Mike Kelly, Dayton..... | 25 | 231 | 47 | 1 | .830 |
| 2. Bob Ford, Albany (N.Y.)..... | 37 | 210 | 154 | 1 | .577 |
| 3. Al Bagnoli, Penn..... | 24 | 185 | 58 | 0 | .761 |
| 4. Joe Taylor, Hampton..... | 23 | 181 | 70 | 4 | .718 |
| 5. Walt Hameline, Wagner..... | 25 | 175 | 86 | 2 | .669 |
| 6. Jimmie Laycock, William & Mary..... | 26 | 175 | 119 | 2 | .595 |
| 7. Andy Talley, Villanova..... | 26 | 169 | 107 | 2 | .612 |
| 8. Rob Ash, Drake..... | 26 | 167 | 97 | 5 | .630 |
| 9. Jerry Moore, Appalachian St..... | 24 | 167 | 115 | 2 | .592 |
| 10. Pete Richardson, Southern U..... | 18 | 150 | 57 | 1 | .724 |
| 11. Mike Ayers, Wofford..... | 21 | 127 | 106 | 2 | .545 |
| 12. Bob Spoo, Eastern Ill..... | 19 | 119 | 98 | 1 | .548 |
| 13. Tim Walsh, Portland St..... | 17 | 110 | 78 | 0 | .585 |
| 14. Matt Ballard, Morehead St..... | 18 | 106 | 82 | 1 | .563 |
| 15. Tim Murphy, Harvard..... | 19 | 105 | 91 | 1 | .536 |
| 16. Jack Siedlecki, Yale..... | 18 | 103 | 64 | 2 | .615 |
| 17. Terry Allen, Missouri St..... | 13 | 96 | 61 | 0 | .611 |
| 18. Dick Biddle, Colgate..... | 10 | 84 | 35 | 0 | .706 |
| 19. Jim Reid, VMI..... | 15 | 84 | 82 | 3 | .506 |
| 20. Jerry Kill, Southern Ill..... | 12 | 83 | 51 | 0 | .619 |
| 21. Gordy Combs, Towson..... | 14 | 79 | 69 | 0 | .534 |
| 22. Jim Parady, Marist..... | 14 | 78 | 62 | 1 | .557 |
| 23. Tim Stowers, Rhode Island..... | 12 | 77 | 65 | 0 | .542 |
| 24. Joe Walton, Robert Morris..... | 12 | 75 | 45 | 1 | .624 |
| 25. Kevin Callahan, Monmouth..... | 13 | 75 | 54 | 0 | .581 |

Fewer than five years as Division I-A and/or Division I-AA head coach (includes record at all four-year colleges):

| Coach, College | Years | Won | Lost | Tied | Pct.† |
|------------------------------|-------|-----|------|------|-------|
| K.C. Keeler, Delaware..... | 13 | 124 | 37 | 1 | .769 |
| Rick Comegy, Jackson St..... | 14 | 108 | 51 | 0 | .679 |

| Coach, College | Years | Won | Lost | Tied | Pct.† |
|----------------------------------|-------|-----|------|------|-------|
| Rocky Hager, Northeastern..... | 12 | 98 | 40 | 1 | .709 |
| Ron McBride, Weber St..... | 14 | 94 | 68 | 0 | .580 |
| David Bennett, Coastal Caro..... | 10 | 88 | 25 | 0 | .779 |
| Steve Patton, Gardner-Webb..... | 12 | 81 | 49 | 0 | .623 |

†Ties computed as half won and half lost. Includes bowl and playoff games.

Winningest All-Time Division I-AA Coaches

(Minimum 10 years as head coach at Division I-AA institutions; record at four-year colleges only; bowl and playoff games included)

BY PERCENTAGE

| Coach (Alma Mater) (Colleges Coached, Tenure) | Years | Won | Lost | Tied | Pct.† |
|--|-------|-----|------|------|-------|
| 1. *Mike Kelly (Manchester 1970)..... | 25 | 231 | 47 | 1 | .830 |
| (Dayton 1981-2005) | | | | | |
| 2. *Al Bagnoli (Central Conn. St. 1975)..... | 24 | 185 | 58 | 0 | .761 |
| (Union [N.Y.] 1982-91, Penn 92-2005) | | | | | |
| 3. Greg Gattuso (Penn St. 1983)..... | 12 | 97 | 32 | 0 | .752 |
| (Duquesne 1993-2004) | | | | | |
| 4. *Jim Tressel (Baldwin-Wallace 1975)..... | 20 | 185 | 70 | 2 | .724 |
| (Youngstown St. 1986-2000, Ohio St. 01-05) | | | | | |
| 5. *Pete Richardson (Dayton 1968)..... | 18 | 150 | 57 | 1 | .724 |
| (Winston-Salem 1988-92, Southern U. 93-2005) | | | | | |
| 6. *Joe Taylor (Western Ill. 1972)..... | 23 | 181 | 70 | 4 | .718 |
| (Howard 1983, Virginia Union 84-91, Hampton 92-2005) | | | | | |
| 7. Tubby Raymond (Michigan 1950)..... | 36 | 300 | 119 | 3 | .714 |
| (Delaware 1966-2001) | | | | | |
| 8. Roy Kidd (Eastern Ky. 1954)..... | 39 | 313 | 124 | 8 | .712 |
| (Eastern Ky. 1964-2002) | | | | | |
| 9. W.C. Gorden (Tennessee St. 1952)..... | 16 | 119 | 47 | 5 | .711 |
| (Jackson St. 1976-91) | | | | | |
| 10. *Chris Ault (Nevada 1968)..... | 21 | 177 | 73 | 1 | .707 |
| (Nevada 1976-92, 94-95, 2004-05) | | | | | |
| 11. Eddie Robinson (Leland 1941)..... | 55 | 408 | 165 | 15 | .707 |
| (Grambling 1941-42, 45-97) | | | | | |
| 12. *Dick Biddle (Duke 1971)..... | 10 | 84 | 35 | 0 | .706 |
| (Colgate 1996-2005) | | | | | |
| 13. Billy Joe (Villanova 1963)..... | 31 | 237 | 108 | 4 | .685 |
| (Cheyney 1972-78, Central St. [Ohio] 81-93, Florida A&M 94-2004) | | | | | |
| 14. *Walt Hameline (Brockport St. 1975)..... | 25 | 175 | 86 | 2 | .669 |
| (Wagner 1981-2005) | | | | | |
| 15. Mark Whipple (Brown 1979)..... | 16 | 120 | 60 | 0 | .667 |
| (New Haven 1988-93, Brown 94-97, Massachusetts 98-2003) | | | | | |
| 16. *Joe Gardi (Maryland 1960)..... | 16 | 119 | 62 | 2 | .656 |
| (Hofstra 1990-2005) | | | | | |
| 17. Bill Hayes (N.C. Central 1965)..... | 27 | 196 | 103 | 2 | .654 |
| (Winston-Salem 1976-87, N.C. A&T 88-2002) | | | | | |
| 18. *Rob Ash (Cornell College 1973)..... | 26 | 167 | 97 | 5 | .630 |
| (Juniata 1980-88, Drake 89-2005) | | | | | |
| 19. Marino Casem (Xavier [La.] 1956)..... | 26 | 159 | 93 | 8 | .627 |
| (Alabama St. 1963, Alcorn St. 64-85, Southern U. 87-88, 92) | | | | | |
| 20. *Andy Talley (Southern Conn. St. 1967)..... | 26 | 169 | 107 | 2 | .612 |
| (St. Lawrence 1979-83, Villanova 85-2005) | | | | | |

†Ties computed as half won, half lost. *Active coach.

BY VICTORIES

| Coach (Alma Mater) (Colleges Coached, Tenure) | Years | Won | Lost | Tied | Pct.† |
|--|-------|-----|------|------|-------|
| 1. Eddie Robinson (Leland 1941)..... | 55 | 408 | 165 | 15 | .707 |
| (Grambling 1941-42, 45-97) | | | | | |
| 2. Roy Kidd (Eastern Ky. 1954)..... | 39 | 313 | 124 | 8 | .712 |
| (Eastern Ky. 1964-2002) | | | | | |
| 3. Tubby Raymond (Michigan 1950)..... | 36 | 300 | 119 | 3 | .714 |
| (Delaware 1966-2001) | | | | | |
| 4. Billy Joe (Villanova 1963)..... | 31 | 237 | 108 | 4 | .685 |
| (Cheyney 1972-78, Central St. [Ohio] 81-93, Florida A&M 94-2004) | | | | | |
| 5. *Mike Kelly (Manchester 1970)..... | 25 | 231 | 47 | 1 | .830 |
| (Dayton 1981-2005) | | | | | |
| 6. Ron Randleman (William Penn 1964)..... | 36 | 218 | 167 | 6 | .565 |
| (William Penn 1969-75, Pittsburg St. 76-81, Sam Houston St. 82-2004) | | | | | |
| 7. Bill Hayes (N.C. Central 1965)..... | 27 | 196 | 103 | 2 | .654 |
| (Winston-Salem 1976-87, N.C. A&T 1988-02) | | | | | |

| Coach (Alma Mater) (Colleges Coached, Tenure) | Years | Won | Lost | Tied | Pct.† |
|--|-------|-----|------|------|-------|
| 8. *Al Bagnoli (Central Conn. St. 1975) (Union [N.Y.] 1982-91, Penn 92-2005) | 24 | 185 | 58 | 0 | .761 |
| *Jim Tressel (Baldwin-Wallace 1975) (Youngstown St. 1986-2000, Ohio St. 01-05) | 20 | 185 | 70 | 2 | .724 |
| 10. *Joe Taylor (Western Ill. 1972) (Howard 1983, Virginia Union 84-91, Hampton 92-2005) | 23 | 181 | 70 | 4 | .718 |
| 11. Carmen Cozza (Miami [Ohio] 1952) (Yale 1965-96) | 32 | 179 | 119 | 5 | .599 |
| 12. *Chris Ault (Nevada 1968) (Nevada 1976-92, 94-95, 2004-05) | 21 | 177 | 73 | 1 | .707 |
| 13. *Walt Hameline (Brockport St. 1975) (Wagner 1981-2005) | 25 | 175 | 86 | 2 | .669 |
| *Jimmy Laycock (William & Mary 1970) (William & Mary 1980-2005) | 26 | 175 | 119 | 2 | .595 |
| 15. *Andy Talley (Southern Conn. St. 1967) (St. Lawrence 1979-83, Villanova 85-2005) | 26 | 169 | 107 | 2 | .612 |

| Coach (Alma Mater) (Colleges Coached, Tenure) | Years | Won | Lost | Tied | Pct.† |
|--|-------|-----|------|------|-------|
| Bill Bowes (Penn St. 1965) (New Hampshire 1972-98) | 27 | 169 | 112 | 5 | .600 |
| 17. *Rob Ash (Cornell College 1973) (Juniata 1980-88, Drake 89-2005) | 26 | 167 | 97 | 5 | .630 |
| *Jerry Moore (Baylor 1961) (North Texas 1979-80, Texas Tech 81-85, Appalachian St. 1989-2005) | 24 | 167 | 115 | 2 | .592 |
| 19. Marino Casem (Xavier [La.] 1956) (Alabama St. 1963, Alcorn St. 64-85, Southern U. 87-88, 92) | 26 | 159 | 93 | 8 | .627 |
| 20. Don Read (Sacramento St. 1959) (Portland St. 1968-71, Oregon 74-76, Oregon Tech 77-80, Portland St. 81-85, Montana 86-95) | 26 | 154 | 127 | 1 | .548 |

†Ties computed as half won, half lost. *Active coach.

Annual Division I-AA Head-Coaching Changes

(From the 1982 reorganization of the division for parallel comparisons)

| Year | Changes | Teams | Pct. |
|------|---------|-------|-------|
| 1982 | 7 | 92 | .076 |
| 1983 | 17 | 84 | .202 |
| 1984 | 14 | 87 | .161 |
| 1985 | 11 | 87 | .126 |
| 1986 | 18 | 86 | .209 |
| 1987 | 13 | 87 | .149 |
| 1988 | 12 | 88 | .136 |
| 1989 | 21 | 89 | †.236 |
| 1990 | 16 | 89 | .180 |
| 1991 | 6 | 87 | *.069 |
| 1992 | 14 | 89 | .157 |
| 1993 | 13 | #115 | .113 |
| 1994 | 17 | 116 | .147 |
| 1995 | 11 | 119 | .092 |
| 1996 | 11 | 116 | .095 |
| 1997 | 20 | 118 | .169 |
| 1998 | 14 | 119 | .118 |
| 1999 | 17 | 122 | .139 |
| 2000 | 24 | 122 | .197 |
| 2001 | 12 | 123 | .098 |
| 2002 | 14 | 122 | .115 |
| 2003 | 17 | 122 | .139 |
| 2004 | 18 | 122 | .148 |
| 2005 | 11 | 117 | .094 |
| 2006 | 20 | 115 | .174 |

*Record low. †Record high. #Twenty-seven teams switched from Divisions II & III to I-AA.

Division I-AA Championship Coaches

All coaches who have coached teams in the Division I-AA championship playoffs since 1978 are listed here with their playoff record, alma mater and year graduated, team, year coached, opponent, and score.

Dan Allen (1-2) (Hanover 1978)

| | |
|---------------------|-------------------|
| Boston U. 1993 | UNI 27-21 (2 ot) |
| Boston U. 1993 | Idaho 14-21 |
| Boston U. 1994 | Eastern Ky. 23-30 |

Pokey Allen (3-1) (Utah 1965)

| | |
|---------------------|-----------------------|
| Boise St. 1994 | North Texas 42-20 |
| Boise St. 1994 | Appalachian St. 17-14 |
| Boise St. 1994 | Marshall 28-24 |
| Boise St. 1994 | Youngstown St. 14-28 |

Terry Allen (6-7) (UNI 1979)

| | |
|----------------|------------------------|
| UNI 1990 | Boise St. 3-20 |
| UNI 1991 | Weber St. 38-21 |
| UNI 1991 | Marshall 13-41 |
| UNI 1992 | Eastern Wash. 17-14 |
| UNI 1992 | McNeese St. 29-7 |
| UNI 1992 | Youngstown St. 7-19 |
| UNI 1993 | Boston U. 21-27 (2 ot) |
| UNI 1994 | Montana 20-23 |
| UNI 1995 | Murray St. 35-34 |
| UNI 1995 | Marshall 24-41 |

| | |
|----------------|----------------------|
| UNI 1996 | Eastern Ill. 21-14 |
| UNI 1996 | William & Mary 38-35 |
| UNI 1996 | Marshall 14-31 |

Dave Arnold (3-0) (Drake 1967)

| | |
|------------------------|---------------------|
| Montana St. 1984 | Arkansas St. 31-24 |
| Montana St. 1984 | Rhode Island 32-20 |
| Montana St. 1984* | Louisiana Tech 19-6 |

Dave Arslanian (0-1) (Weber St. 1972)

| | |
|---------------------|-----------|
| Weber St. 1991 | UNI 21-38 |
|---------------------|-----------|

Chris Ault (9-7) (Nevada 1968)

| | |
|-------------------|------------------------|
| Nevada 1978 | Massachusetts 21-44 |
| Nevada 1979 | Eastern Ky. 30-33 |
| Nevada 1983 | Idaho St. 27-20 |
| Nevada 1983 | North Texas 20-17 (ot) |
| Nevada 1983 | Southern Ill. 7-23 |
| Nevada 1985 | Arkansas St. 24-23 |
| Nevada 1985 | Furman 12-35 |
| Nevada 1986 | Idaho 27-7 |
| Nevada 1986 | Tennessee St. 33-6 |
| Nevada 1986 | Ga. Southern 38-48 |
| Nevada 1990 | La.-Monroe 27-14 |
| Nevada 1990 | Furman 42-35 (3 ot) |
| Nevada 1990 | Boise St. 59-52 (3 ot) |
| Nevada 1990 | Ga. Southern 13-36 |
| Nevada 1991 | McNeese St. 22-16 |
| Nevada 1991 | Youngstown St. 28-30 |

Stephen Axman (0-1) (C.W. Post 1969)

| | |
|--------------------------|--------------|
| Northern Ariz. 1996 | Furman 31-42 |
|--------------------------|--------------|

Mike Ayers (2-1) (Georgetown [Ky.] 1974)

| | |
|--------------------|-------------------|
| Wofford 2003 | N.C. A&T 31-10 |
| Wofford 2003 | Western Ky. 34-17 |
| Wofford 2003 | Delaware 9-24 |

David Bailiff (2-1) (Texas St. 1981)

| | |
|---------------------|--------------------|
| Texas St. 2005 | Ga. Southern 50-35 |
| Texas St. 2005 | Cal Poly 14-7 |
| Texas St. 2005 | UNI 37-40 (ot) |

Randy Ball (3-4) (Truman 1973)

| | |
|------------------------|---------------------|
| Western Ill. 1991 | Marshall 17-20 (ot) |
| Western Ill. 1996 | Murray St. 6-34 |
| Western Ill. 1997 | Jackson St. 31-24 |
| Western Ill. 1997 | McNeese St. 12-14 |
| Western Ill. 1998 | Montana 52-9 |
| Western Ill. 1998 | Florida A&M 24-21 |
| Western Ill. 1998 | Ga. Southern 14-42 |

Darren Barbier (0-1) (Nicholls St. 1982)

| | |
|------------------------|--------------|
| Nicholls St. 1996 | Montana 3-48 |
|------------------------|--------------|

Frank Beamer (0-1) (Virginia Tech 1969)

| | |
|----------------------|--------------------|
| Murray St. 1986 | Eastern Ill. 21-28 |
|----------------------|--------------------|

Todd Berry (2-2) (Tulsa 1983)

| | |
|------------------------|------------------------|
| Illinois St. 1998 | Northwestern St. 28-48 |
| Illinois St. 1999 | Colgate 56-13 |
| Illinois St. 1999 | Hofstra 37-20 |
| Illinois St. 1999 | Ga. Southern 17-28 |

Dick Biddle (3-5) (Duke 1971)

| | |
|--------------------|---------------------|
| Colgate 1997 | Villanova 28-49 |
| Colgate 1998 | Ga. Southern 28-49 |
| Colgate 1999 | Illinois St. 13-56 |
| Colgate 2003 | Massachusetts 19-7 |
| Colgate 2003 | Western Ill. 28-27 |
| Colgate 2003 | Fla. Atlantic 36-24 |
| Colgate 2003 | Delaware 0-40 |
| Colgate 2005 | New Hampshire 21-55 |

Larry Blakeney (5-7) (Auburn 1970)

| | |
|-----------------|-------------------------|
| Troy 1993 | Stephen F. Austin 42-20 |
| Troy 1993 | McNeese St. 35-28 |
| Troy 1993 | Marshall 21-24 |
| Troy 1994 | James Madison 26-45 |
| Troy 1995 | Ga. Southern 21-24 |
| Troy 1996 | Florida A&M 29-25 |
| Troy 1996 | Murray St. 31-3 |
| Troy 1996 | Montana 7-70 |
| Troy 1998 | Florida A&M 17-27 |
| Troy 1999 | James Madison 27-7 |
| Troy 1999 | Florida A&M 10-17 |
| Troy 2000 | Appalachian St. 30-33 |

Terry Bowden (2-2) (West Virginia 1978)

| | |
|--------------------|---------------------|
| Samford 1991 | New Hampshire 29-13 |
| Samford 1991 | James Madison 24-21 |
| Samford 1991 | Youngstown St. 0-10 |
| Samford 1992 | Delaware 21-56 |

Bill Bowes (0-2) (Penn St. 1965)

| | |
|--------------------------|----------------------------|
| New Hampshire 1991 | Samford 13-29 |
| New Hampshire 1994 | Appalachian St. 10-17 (ot) |

Jesse Branch (1-2) (Arkansas 1964)

| | |
|------------------------|-------------------------|
| Missouri St. 1989 | Maine 38-35 |
| Missouri St. 1989 | Stephen F. Austin 25-55 |
| Missouri St. 1990 | Idaho 35-41 |

Billy Brewer (1-1) (Mississippi 1961)

| | |
|---------------------------|-------------------------|
| Louisiana Tech 1982 | South Carolina St. 38-3 |
| Louisiana Tech 1982 | Delaware 0-17 |

Don Brown (0-1) (Norwich 1977)

| | |
|-------------------------|---------------|
| Northeastern 2002 | Fordham 24-29 |
|-------------------------|---------------|

James Carson (0-3) (Jackson St. 1963)

| | |
|-----------------------|---------------------|
| Jackson St. 1995 | Marshall 8-38 |
| Jackson St. 1996 | William & Mary 6-45 |
| Jackson St. 1997 | Western Ill. 24-31 |

Rick Carter (0-1) (Earlham 1965)

| | |
|-----------------------|---------------------|
| Holy Cross 1983 | Western Caro. 21-28 |
|-----------------------|---------------------|

Marino Casem (0-1) (Xavier [La.] 1956)

| | |
|----------------------|----------------------|
| Alcorn St. 1984 | Louisiana Tech 21-44 |
|----------------------|----------------------|

Mike Cavan (1-1) (Georgia 1972)

| | |
|--------------------------|-----------------|
| East Tenn. St. 1996 | Villanova 35-29 |
| East Tenn. St. 1996 | Montana 14-44 |

George Champ (4-2) (Bloomsburg 1958)

| | |
|---------------------|-----------------------|
| Marshall 1987 | James Madison 41-12 |
| Marshall 1987 | Weber St. 51-23 |
| Marshall 1987 | Appalachian St. 24-10 |
| Marshall 1987 | La.-Monroe 42-43 |
| Marshall 1988 | North Texas 7-0 |
| Marshall 1988 | Furman 9-13 |

David Clawson (2-2) (Williams 1989)

| | |
|---------------------|--------------------|
| Fordham 2002 | Northeastern 29-24 |
| Fordham 2002 | Villanova 10-24 |
| Richmond 2005 | Hampton 38-10 |
| Richmond 2005 | Furman 20-24 |

L.C. Cole (0-2) (Nebraska 1980)

| | |
|-------------------------|-----------------------|
| Tennessee St. 1998 | Appalachian St. 31-45 |
| Tennessee St. 1999 | N.C. A&T 10-24 |

Pat Collins (4-0) (Louisiana Tech 1963)

| | |
|------------------------|-------------------|
| La.-Monroe 1987 | North Texas 30-9 |
| La.-Monroe 1987 | Eastern Ky. 33-32 |
| La.-Monroe 1987 | UNI 44-41 (ot) |
| La.-Monroe 1987* | Marshall 43-42 |

COACHING RECORDS

Archie Cooley Jr. (0-1) (Jackson St. 1962)

Mississippi Val. 1984 Louisiana Tech 19-66

Jack Cosgrove (2-2) (Maine 1978)Maine 2001 McNeese St. 14-10
Maine 2001 UNI 28-56
Maine 2002 Appalachian St. 14-13
Maine 2002 Ga. Southern 7-31**Bruce Craddock (0-1) (Truman 1966)**

Western Ill. 1988 Western Ky. 32-35

Jim Criner (3-1) (Cal Poly Pomona 1961)Boise St. 1980 Grambling 14-9
Boise St. 1980* Eastern Ky. 31-29
Boise St. 1981 Jackson St. 19-7
Boise St. 1981 Eastern Ky. 17-23**Jack Crowe (0-2) (UAB 1970)**Jacksonville St. 2003 Western Ky. 7-45
Jacksonville St. 2004 Furman 7-49**Bill Davis (2-2) (Johnson C. Smith 1965)**South Carolina St. ... 1981 Tennessee St. 26-25
South Carolina St. ... 1981 Idaho St. 12-41
South Carolina St. ... 1982 Furman 17-0
South Carolina St. ... 1982 Louisiana Tech 3-38**Ray Dempsey (3-0) (Geneva 1958)**Southern Ill. 1983 Indiana St. 23-7
Southern Ill. 1983 Nevada 23-7
Southern Ill. 1983* Western Caro. 43-7**Mick Dennehy (3-4) (Montana 1973)**Montana 1996 Nicholls St. 48-3
Montana 1996 East Tenn. St. 44-14
Montana 1996 Troy 70-7
Montana 1996 Marshall 29-49
Montana 1997 McNeese St. 14-19
Montana 1998 Western Ill. 9-52
Montana 1999 Youngstown St. 27-30**Jim Dennison (0-1) (Wooster 1960)**

Akron 1985 Rhode Island 27-35

Jim Donnan (15-4) (North Carolina St. 1967)Marshall 1991 Western Ill. 20-17 (ot)
Marshall 1991 UNI 41-13
Marshall 1991 Eastern Ky. 14-7
Marshall 1991 Youngstown St. 17-25
Marshall 1992 Eastern Ky. 44-0
Marshall 1992 Middle Tenn. 35-21
Marshall 1992 Delaware 28-7
Marshall 1992* Youngstown St. 31-28
Marshall 1993 Howard 28-14
Marshall 1993 Delaware 34-31
Marshall 1993 Troy 24-21
Marshall 1993 Youngstown St. 5-17
Marshall 1994 Middle Tenn. 49-14
Marshall 1994 James Madison 28-21 (ot)
Marshall 1994 Boise St. 24-28
Marshall 1995 Jackson St. 38-8
Marshall 1995 UNI 41-24
Marshall 1995 McNeese St. 25-13
Marshall 1995 Montana 20-22**Boots Donnelly (6-7) (Middle Tenn. 1965)**Middle Tenn. 1984 Eastern Ky. 27-10
Middle Tenn. 1984 Indiana St. 42-41 (3 ot)
Middle Tenn. 1984 Louisiana Tech 13-21
Middle Tenn. 1985 Ga. Southern 21-28
Middle Tenn. 1989 Appalachian St. 24-21
Middle Tenn. 1989 Ga. Southern 3-45
Middle Tenn. 1990 Jackson St. 28-7
Middle Tenn. 1990 Boise St. 13-20
Middle Tenn. 1991 Sam Houston St. 20-19 (ot)
Middle Tenn. 1991 Eastern Ky. 13-23
Middle Tenn. 1992 Appalachian St. 35-10
Middle Tenn. 1992 Marshall 21-35
Middle Tenn. 1994 Marshall 14-49**Larry Donovan (0-1) (Nebraska 1964)**

Montana 1982 Idaho 7-21

Fred Dunlap (1-2) (Colgate 1950)Colgate 1982 Boston U. 21-7
Colgate 1982 Delaware 13-20
Colgate 1983 Western Caro. 23-24**Rich Ellerson (1-1) (Hawaii 1977)**Cal Poly 2005 Montana 35-21
Cal Poly 2005 Texas St. 7-14**Dave Elson (1-2) (Butler 1994)**Western Ky. 2003 Jacksonville St. 45-7
Western Ky. 2003 Wofford 17-34
Western Ky. 2004 Sam Houston St. 24-54**Dennis Erickson (1-2) (Montana St. 1970)**Idaho 1982 Montana 21-7
Idaho 1982 Eastern Ky. 30-38
Idaho 1985 Eastern Wash. 38-42**Mark Farley (6-3) (UNI 1986)**UNI 2001 Eastern Ill. 49-43
UNI 2001 Maine 56-28
UNI 2001 Montana 0-38
UNI 2003 Montana St. 35-14
UNI 2003 Delaware 7-37
UNI 2005 Eastern Wash. 41-38
UNI 2005 New Hampshire 24-21
UNI 2005 Texas St. 40-37 (ot)
UNI 2005 Appalachian St. 16-21**Mo Forte (0-1) (Minnesota 1971)**

N.C. A&T 1986 Ga. Southern 21-52

Joe Gardi (2-5) (Maryland 1960)Hofstra 1995 Delaware 17-38
Hofstra 1997 Delaware 14-24
Hofstra 1999 Lehigh 27-15
Hofstra 1999 Illinois St. 20-37
Hofstra 2000 Furman 31-24
Hofstra 2000 Ga. Southern 20-48
Hofstra 2001 Lehigh 24-27 (ot)**Keith Gilbertson (2-3) (Central Wash. 1971)**Idaho 1986 Nevada 7-27
Idaho 1987 Weber St. 30-59
Idaho 1988 Montana 38-19
Idaho 1988 Northwestern St. 38-30
Idaho 1988 Furman 7-38**Joe Glenn (8-2) (South Dakota 1971)**Montana 2000 Eastern Ill. 45-13
Montana 2000 Richmond 34-20
Montana 2000 Appalachian St. 19-16 (ot)
Montana 2000 Ga. Southern 25-27
Montana 2001 Northwestern St. 28-19
Montana 2001 Sam Houston St. 49-24
Montana 2001 UNI 38-0
Montana 2001* Furman 13-6
Montana 2002 Northwestern St. 45-14
Montana 2002 McNeese St. 20-24**Sam Goodwin (3-3) (Henderson St. 1966)**Northwestern St. 1988 Boise St. 22-13
Northwestern St. 1988 Idaho 30-38
Northwestern St. 1992 Eastern Wash. 10-40
Northwestern St. 1998 Illinois St. 48-28
Northwestern St. 1998 Appalachian St. 31-20
Northwestern St. 1998 Massachusetts 31-41**W.C. Gorden (0-9) (Tennessee St. 1952)**Jackson St. 1978 Florida A&M 10-15
Jackson St. 1981 Boise St. 7-19
Jackson St. 1982 Eastern Ill. 13-16 (ot)
Jackson St. 1985 Ga. Southern 0-27
Jackson St. 1986 Tennessee St. 23-32
Jackson St. 1987 Arkansas St. 32-35
Jackson St. 1988 Stephen F. Austin 0-24
Jackson St. 1989 Montana 7-48
Jackson St. 1990 Middle Tenn. 7-28**Mike Gottfried (0-1) (Morehead St. 1966)**

Murray St. 1979 Lehigh 9-28

Lynn Graves (%3-1) (Stephen F. Austin 1965)Stephen F. Austin 1989% Grambling 59-56
Stephen F. Austin 1989% Missouri St. 55-25
Stephen F. Austin 1989% Furman 21-19
Stephen F. Austin 1989% Ga. Southern 34-37**Bob Griffin (2-3) (Southern Conn. St. 1963)**Rhode Island 1981 Idaho St. 0-51
Rhode Island 1984 Richmond 23-17
Rhode Island 1984 Montana St. 20-32
Rhode Island 1985 Akron 35-27
Rhode Island 1985 Furman 15-59**Skip Hall (2-2) (Concordia-M'head 1966)**Boise St. 1988 Northwestern St. 13-22
Boise St. 1990 UNI 20-3
Boise St. 1990 Middle Tenn. 20-13
Boise St. 1990 Nevada 52-59 (3 ot)**Jack Harbaugh (6-3) (Bowling Green 1961)**Western Ky. 1997 Eastern Ky. 42-14
Western Ky. 1997 Eastern Wash. 21-38
Western Ky. 2000 Florida A&M 27-0
Western Ky. 2000 Appalachian St. 14-17
Western Ky. 2001 Furman 20-24
Western Ky. 2002 Murray St. 59-20
Western Ky. 2002 Western Ill. 31-28Western Ky. 2002 Ga. Southern 31-28
Western Ky. 2002* McNeese St. 34-14**Bobby Hauck (3-3) (Montana 1988)**Montana 2003 Western Ill. 40-43 (2 ot)
Montana 2004 Northwestern St. 56-7
Montana 2004 New Hampshire 47-17
Montana 2004 Sam Houston St. 34-13
Montana 2004 James Madison 21-31
Montana 2005 Cal Poly 21-35**Bill Hayes (1-2) (N.C. Central 1964)**N.C. A&T 1992 Citadel 0-44
N.C. A&T 1999 Tennessee St. 24-10
N.C. A&T 1999 Youngstown St. 3-41**Jim Hess (1-1) (Southeastern Okla. 1959)**Stephen F. Austin 1988 Jackson St. 24-0
Stephen F. Austin 1988 Ga. Southern 6-27**Kevin Higgins (2-3) (West Chester 1979)**Lehigh 1998 Richmond 24-33
Lehigh 1998 Massachusetts 21-27
Lehigh 1999 Hofstra 15-27
Lehigh 2000 Western Ill. 37-7
Lehigh 2000 Delaware 22-47**Skip Holtz (1-1) (Notre Dame 1986)**Connecticut 1998 Hampton 42-34
Connecticut 1998 Ga. Southern 30-52**Rudy Hubbard (2-0) (Ohio St. 1968)**Florida A&M 1978 Jackson St. 15-10
Florida A&M 1978* Massachusetts 35-28**Sonny Jackson (1-1) (Nicholls St. 1963)**Nicholls St. 1986 Appalachian St. 28-26
Nicholls St. 1986 Ga. Southern 31-55**Billy Joe (3-6) (Villanova 1963)**Florida A&M 1996 Troy 25-29
Florida A&M 1997 Ga. Southern 37-52
Florida A&M 1998 Troy 27-17
Florida A&M 1998 Western Ill. 21-24
Florida A&M 1999 Appalachian St. 44-29
Florida A&M 1999 Troy 17-10
Florida A&M 1999 Youngstown St. 24-27
Florida A&M 2000 Western Ky. 0-27
Florida A&M 2001 Ga. Southern 35-60**Bobby Johnson (4-4) (Clemson 1973)**Furman 1996 Northern Ariz. 42-31
Furman 1996 Marshall 0-54
Furman 1999 Massachusetts 23-30 (ot)
Furman 2000 Hofstra 24-31
Furman 2001 Western Ky. 24-20
Furman 2001 Lehigh 34-17
Furman 2001 Ga. Southern 24-17
Furman 2001 Montana 6-13**Paul Johnson (14-3) (Western Caro. 1979)**Ga. Southern 1997 Florida A&M 52-37
Ga. Southern 1997 Delaware 7-16
Ga. Southern 1998 Colgate 49-28
Ga. Southern 1998 Connecticut 52-30
Ga. Southern 1998 Western Ill. 42-14
Ga. Southern 1998 Massachusetts 43-55
Ga. Southern 1999 Northern Ariz. 72-29
Ga. Southern 1999 Massachusetts 38-21
Ga. Southern 1999 Illinois St. 28-17
Ga. Southern 1999* Youngstown St. 59-24
Ga. Southern 2000 McNeese St. 42-17
Ga. Southern 2000 Hofstra 48-20
Ga. Southern 2000 Delaware 27-18
Ga. Southern 2000* Montana 27-25
Ga. Southern 2001 Florida A&M 60-35
Ga. Southern 2001 Appalachian St. 38-24
Ga. Southern 2001 Furman 17-24**Cardell Jones (0-2) (Alcorn St. 1965)**Alcorn St. 1992 La.-Monroe 27-78
Alcorn St. 1994 Youngstown St. 20-63**Bobby Keasler (8-7) (La.-Monroe 1970)**McNeese St. 1991 Nevada 16-22
McNeese St. 1992 Idaho 23-20
McNeese St. 1992 UNI 7-29
McNeese St. 1993 William & Mary 34-28
McNeese St. 1993 Troy 28-35
McNeese St. 1994 Idaho 38-21
McNeese St. 1994 Montana 28-30
McNeese St. 1995 Idaho 33-3
McNeese St. 1995 Delaware 52-18
McNeese St. 1995 Marshall 13-25
McNeese St. 1997 Montana 19-14
McNeese St. 1997 Western Ill. 14-12

McNeese St. 1997 Delaware 23-21
 McNeese St. 1997 Youngstown St. 9-10
 McNeese St. 1998 Massachusetts 19-21

K.C. Keeler (5-1) (Delaware 1981)
 Delaware 2003 Southern Ill. 48-7
 Delaware 2003 UNI 37-7
 Delaware 2003 Wofford 24-9
 Delaware 2003* Colgate 40-0
 Delaware 2004 Lafayette 28-14
 Delaware 2004 William & Mary 38-44 (2 ot)

Roy Kidd (16-15) (Eastern Ky. 1954)
 Eastern Ky. 1979 Nevada 33-30
 Eastern Ky. 1979* Lehigh 30-7
 Eastern Ky. 1980 Lehigh 23-20
 Eastern Ky. 1980 Boise St. 29-31
 Eastern Ky. 1981 Delaware 35-28
 Eastern Ky. 1981 Boise St. 23-17
 Eastern Ky. 1981 Idaho St. 23-34
 Eastern Ky. 1982 Idaho St. 38-30
 Eastern Ky. 1982 Tennessee St. 13-7
 Eastern Ky. 1982* Delaware 17-14
 Eastern Ky. 1983 Boston U. 20-24
 Eastern Ky. 1984 Middle Tenn. 10-27
 Eastern Ky. 1986 Furman 23-10
 Eastern Ky. 1986 Eastern Ill. 24-22
 Eastern Ky. 1986 Arkansas St. 10-24
 Eastern Ky. 1987 Western Ky. 40-17
 Eastern Ky. 1987 La.-Monroe 32-33
 Eastern Ky. 1988 Massachusetts 28-17
 Eastern Ky. 1988 Western Ky. 41-24
 Eastern Ky. 1988 Ga. Southern 17-21
 Eastern Ky. 1989 Youngstown St. 24-28
 Eastern Ky. 1990 Furman 17-45
 Eastern Ky. 1991 Appalachian St. 14-3
 Eastern Ky. 1991 Middle Tenn. 23-13
 Eastern Ky. 1991 Marshall 7-14
 Eastern Ky. 1992 Marshall 0-44
 Eastern Ky. 1993 Ga. Southern 12-14
 Eastern Ky. 1994 Boston U. 30-23
 Eastern Ky. 1994 Youngstown St. 15-18
 Eastern Ky. 1995 Montana 0-48
 Eastern Ky. 1997 Western Ky. 14-42

Jerry Kill (1-3) (Southwestern [Kan.] 1983)
 Southern Ill. 2003 Delaware 7-48
 Southern Ill. 2004 Eastern Wash. 31-35
 Southern Ill. 2005 Eastern Ill. 21-6
 Southern Ill. 2005 Appalachian St. 24-38

Jim Koetter (0-1) (Idaho St. 1961)
 Idaho St. 1983 Nevada 20-27

Dave Kragthorpe (3-0) (Utah St. 1955)
 Idaho St. 1981 Rhode Island 51-0
 Idaho St. 1981 South Carolina St. 41-12
 Idaho St. 1981* Eastern Ky. 34-23

Mike Kramer (2-3) (Idaho 1977)
 Eastern Wash. 1997 Northwestern St. 40-10
 Eastern Wash. 1997 Western Ky. 38-21
 Eastern Wash. 1997 Youngstown St. 14-25
 Montana St. 2002 McNeese St. 14-21
 Montana St. 2003 UNI 14-35

Larry Lacewell (6-4) (Ark.-Monticello 1959)
 Arkansas St. 1984 Chattanooga 37-10
 Arkansas St. 1984 Montana St. 14-31
 Arkansas St. 1985 Grambling 10-7
 Arkansas St. 1985 Nevada 23-24
 Arkansas St. 1986 Sam Houston St. 48-7
 Arkansas St. 1986 Delaware 55-14
 Arkansas St. 1986 Eastern Ky. 24-10
 Arkansas St. 1986 Ga. Southern 21-48
 Arkansas St. 1987 Jackson St. 35-32
 Arkansas St. 1987 UNI 28-49

Bobby Lamb (3-3) (Furman 1987)
 Furman 2002 Villanova 38-45
 Furman 2004 Jacksonville St. 49-7
 Furman 2004 James Madison 13-14
 Furman 2005 Nicholls St. 14-12
 Furman 2005 Richmond 24-20
 Furman 2005 Appalachian St. 23-29

Jimmye Laycock (4-7) (William & Mary 1970)
 William & Mary 1986 Delaware 17-51
 William & Mary 1989 Furman 10-24
 William & Mary 1990 Massachusetts 38-0
 William & Mary 1990 UCF 38-52
 William & Mary 1993 McNeese St. 28-34
 William & Mary 1996 Jackson St. 45-6
 William & Mary 1996 UNI 35-38

William & Mary 2001 Appalachian St. 27-40
 William & Mary 2004 Hampton 42-35
 William & Mary 2004 Delaware 44-38 (2 ot)

William & Mary 2004 James Madison 34-48

Pete Lembo (1-2) (Georgetown 1992)
 Lehigh 2001 Hofstra 27-24 (ot)
 Lehigh 2001 Furman 17-34
 Lehigh 2004 James Madison 14-13

Tom Lichtenberg (0-1) (Louisville 1962)
 Maine 1989 Missouri St. 35-38

Mickey Matthews (4-1) (West Tex. A&M 1986)
 James Madison 1999 Troy 7-27
 James Madison 2004 Lehigh 14-13
 James Madison 2004 Furman 14-13
 James Madison 2004 William & Mary 48-34
 James Madison 2004* Montana 31-21

Sean McDonnell (2-2) (New Hampshire 1986)
 New Hampshire 2004 Ga. Southern 27-23
 New Hampshire 2004 Montana 17-47
 New Hampshire 2005 Colgate 55-21
 New Hampshire 2005 UNI 21-24

Gene McDowell (2-2) (Florida St. 1963)
 UCF 1990 Youngstown St. 20-17
 UCF 1990 William & Mary 52-38
 UCF 1990 Ga. Southern 7-44
 UCF 1993 Youngstown St. 30-56

John Merritt (†1-2) (Kentucky St. 1950)
 Tennessee St. 1981† South Carolina St. 25-26 (ot)
 Tennessee St. 1982† Eastern Ill. 20-19
 Tennessee St. 1982† Eastern Ky. 7-13

Al Molde (1-2) (Gust. Adolphus 1966)
 Eastern Ill. 1983 Indiana St. 13-16 (2 ot)
 Eastern Ill. 1986 Murray St. 28-21
 Eastern Ill. 1986 Eastern Ky. 22-24

Jerry Moore (10-10) (Baylor 1961)
 Appalachian St. 1989 Middle Tenn. 21-24
 Appalachian St. 1991 Eastern Ky. 3-14
 Appalachian St. 1992 Middle Tenn. 10-35
 Appalachian St. 1994 New Hampshire 17-10 (ot)
 Appalachian St. 1994 Boise St. 14-17
 Appalachian St. 1995 James Madison 31-24
 Appalachian St. 1995 Stephen F. Austin 17-27
 Appalachian St. 1998 Tennessee St. 45-31
 Appalachian St. 1998 Northwestern St. 20-31
 Appalachian St. 1999 Florida A&M 29-44
 Appalachian St. 2000 Troy 33-30
 Appalachian St. 2000 Western Ky. 17-14
 Appalachian St. 2000 Montana 16-19 (ot)
 Appalachian St. 2001 William & Mary 40-27
 Appalachian St. 2001 Ga. Southern 24-38
 Appalachian St. 2002 Maine 13-14
 Appalachian St. 2005 Lafayette 34-23
 Appalachian St. 2005 Southern Ill. 38-24
 Appalachian St. 2005 Furman 29-23
 Appalachian St. 2005* UNI 21-16

Darrell Mudra (4-3) (Peru St. 1951)
 Eastern Ill. 1982 Jackson St. 16-13 (ot)
 Eastern Ill. 1982 Tennessee St. 19-20
 UNI 1985 Eastern Wash. 17-14
 UNI 1985 Ga. Southern 33-40
 UNI 1987 Youngstown St. 31-28
 UNI 1987 Arkansas St. 49-28
 UNI 1987 La.-Monroe 41-44 (ot)

Tim Murphy (0-1) (Springfield 1978)
 Maine 1987 Ga. Southern 28-31 (ot)

Corky Nelson (0-3) (Texas St. 1964)
 North Texas 1983 Nevada 17-20 (ot)
 North Texas 1987 La.-Monroe 9-30
 North Texas 1988 Marshall 0-7

Buddy Nix (0-1) (West Ala. 1961)
 Chattanooga 1984 Arkansas St. 10-37

Houston Nutt (1-2) (Oklahoma St. 1981)
 Murray St. 1995 UNI 34-35
 Murray St. 1996 Western Ill. 34-6
 Murray St. 1996 Troy 3-31

Joe Pannunzio (0-1) (Colorado-St. Pueblo 1982)
 Murray St. 2002 Western Ky. 20-59

Don Patterson (2-3) (Army 1973)
 Western Ill. 2000 Lehigh 7-37
 Western Ill. 2002 Eastern Ill. 48-9
 Western Ill. 2002 Western Ky. 28-31
 Western Ill. 2003 Montana 43-40 (2 ot)
 Western Ill. 2003 Colgate 27-28

John Pearce (2-2) (Tex. A&M-Commerce 1970)
 Stephen F. Austin 1993 Troy 20-42
 Stephen F. Austin 1995 Eastern Ill. 34-29
 Stephen F. Austin 1995 Appalachian St. 27-17
 Stephen F. Austin 1995 Montana 14-70

Bob Pickett (1-1) (Maine 1959)
 Massachusetts 1978 Nevada 44-21
 Massachusetts 1978 Florida A&M 28-35

Mike Price (1-1) (Puget Sound 1969)
 Weber St. 1987 Idaho 59-30
 Weber St. 1987 Marshall 23-51

Bob Pruett (4-0) (Marshall 1965)
 Marshall 1996 Delaware 59-14
 Marshall 1996 Furman 54-0
 Marshall 1996 UNI 31-14
 Marshall 1996* Montana 49-29

Joe Purzycki (0-1) (Delaware 1971)
 James Madison 1987 Marshall 12-41

Dennis Raetz (1-2) (Nebraska 1968)
 Indiana St. 1983 Eastern Ill. 16-13 (2 ot)
 Indiana St. 1983 Southern Ill. 7-23
 Indiana St. 1984 Middle Tenn. 41-42 (3 ot)

Ron Randleman (3-4) (William Penn 1964)
 Sam Houston St. 1986 Arkansas St. 7-48
 Sam Houston St. 1991 Middle Tenn. 19-20 (ot)
 Sam Houston St. 2001 Northern Ariz. 34-31
 Sam Houston St. 2001 Montana 24-49
 Sam Houston St. 2004 Western Ky. 54-24
 Sam Houston St. 2004 Eastern Wash. 35-34
 Sam Houston St. 2004 Montana 13-34

Tubby Raymond (11-11) (Michigan 1950)
 Delaware 1981 Eastern Ky. 28-35
 Delaware 1982 Colgate 20-13
 Delaware 1982 Louisiana Tech 17-0
 Delaware 1982 Eastern Ky. 14-17
 Delaware 1986 William & Mary 51-17
 Delaware 1986 Arkansas St. 14-55
 Delaware 1988 Furman 7-21
 Delaware 1991 James Madison 35-42 (2 ot)
 Delaware 1992 Samford 56-21
 Delaware 1992 La.-Monroe 41-18
 Delaware 1992 Marshall 7-28
 Delaware 1993 Montana 49-48
 Delaware 1993 Marshall 31-34
 Delaware 1995 Hofstra 38-17
 Delaware 1995 McNeese St. 18-52
 Delaware 1996 Marshall 14-59
 Delaware 1997 Hofstra 24-14
 Delaware 1997 Ga. Southern 16-7
 Delaware 1997 McNeese St. 21-23
 Delaware 2000 Portland St. 49-14
 Delaware 2000 Lehigh 47-22
 Delaware 2000 Ga. Southern 18-27

Don Read (8-4) (Sacramento St. 1959)
 Montana 1988 Idaho 19-38
 Montana 1989 Jackson St. 48-7
 Montana 1989 Eastern Ill. 25-19
 Montana 1989 Ga. Southern 15-45
 Montana 1993 Delaware 48-49
 Montana 1994 UNI 23-20
 Montana 1994 McNeese St. 30-28
 Montana 1994 Youngstown St. 9-28
 Montana 1995 Eastern Ky. 48-0
 Montana 1995 Ga. Southern 45-0
 Montana 1995 Stephen F. Austin 70-14
 Montana 1995* Marshall 22-20

Jim Reid (1-4) (Maine 1973)
 Massachusetts 1988 Eastern Ky. 17-28
 Massachusetts 1990 William & Mary 0-38
 Massachusetts 1998 Lehigh 23-24
 Richmond 2000 Youngstown St. 10-3
 Richmond 2000 Montana 20-34

Dave Roberts (2-5) (Western Caro. 1968)
 Western Ky. 1987 Eastern Ky. 17-40
 Western Ky. 1988 Western Ill. 35-32
 Western Ky. 1988 Eastern Ky. 24-41
 La.-Monroe 1990 Nevada 14-27
 La.-Monroe 1992 Alcorn St. 78-27
 La.-Monroe 1992 Delaware 18-41
 La.-Monroe 1993 Idaho 31-34

Steve Roberts (0-1) (Ouachita Baptist 1987)
 Northwestern St. 2001 Montana 19-28

Eddie Robinson (0-3) (Leland 1941)
 Grambling 1980 Boise St. 9-14

COACHING RECORDS

Grambling..... 1985 Arkansas St. 7-10
Grambling..... 1989 Stephen F. Austin 56-59

Erk Russell (16-2) (Auburn 1949)

Ga. Southern..... 1985 Jackson St. 27-0
Ga. Southern..... 1985 Middle Tenn. 28-21
Ga. Southern..... 1985 UNI 40-33
Ga. Southern..... 1985* Furman 44-42
Ga. Southern..... 1986 N.C. A&T 52-21
Ga. Southern..... 1986 Nicholls St. 55-31
Ga. Southern..... 1986 Nevada 48-38
Ga. Southern..... 1986* Arkansas St. 48-21
Ga. Southern..... 1987 Maine 31-28 (ot)
Ga. Southern..... 1987 Appalachian St. 0-19
Ga. Southern..... 1988 Citadel 38-20
Ga. Southern..... 1988 Stephen F. Austin 27-6
Ga. Southern..... 1988 Eastern Ky. 21-17
Ga. Southern..... 1988 Furman 12-17
Ga. Southern..... 1989 Villanova 52-36
Ga. Southern..... 1989 Middle Tenn. 45-3
Ga. Southern..... 1989 Montana 45-15
Ga. Southern..... 1989* Stephen F. Austin 37-34

Jimmy Satterfield (7-3) (South Carolina 1962)

Furman 1986 Eastern Ky. 10-23
Furman 1988 Delaware 21-7
Furman 1988 Marshall 13-9
Furman 1988 Idaho 38-7
Furman 1988* Ga. Southern 17-12
Furman 1989 William & Mary 24-10
Furman 1989 Youngstown St. 42-23
Furman 1989 Stephen F. Austin 19-21
Furman 1990 Eastern Ky. 45-17
Furman 1990 Nevada 35-42 (3 ot)

Rip Scherer (2-2) (William & Mary 1974)

James Madison..... 1991 Delaware 42-35 (2 ot)
James Madison..... 1991 Samford 21-24
James Madison..... 1994 Troy 45-26
James Madison..... 1994 Marshall 21-28 (ot)

Howard Schnellenberger (2-1) (Kentucky 1956)

Fla. Atlantic..... 2003 Bethune-Cookman 32-24
Fla. Atlantic..... 2003 Northern Ariz. 48-25
Fla. Atlantic..... 2003 Colgate 24-36

Mike Sewak (2-3) (Virginia 1981)

Ga. Southern..... 2002 Bethune-Cookman 34-0
Ga. Southern..... 2002 Maine 31-7
Ga. Southern..... 2002 Western Ky. 28-31
Ga. Southern..... 2004 New Hampshire 23-27
Ga. Southern..... 2005 Texas St. 35-50

Dal Shealy (1-2) (Carson-Newman 1960)

Richmond..... 1984 Boston U. 35-33
Richmond..... 1984 Rhode Island 17-23
Richmond..... 1987 Appalachian St. 3-20

Dick Sheridan (3-3) (South Carolina 1964)

Furman 1982 South Carolina St. 0-17
Furman 1983 Boston U. 35-16
Furman 1983 Western Caro. 7-14
Furman 1985 Rhode Island 59-15
Furman 1985 Nevada 35-12
Furman 1985 Ga. Southern 42-44

Matt Simon (0-1) (Eastern N.M. 1976)

North Texas..... 1994 Boise St. 20-24

George Small (0-1) (N.C. A&T 1979)

N.C. A&T..... 2003 Wofford 10-31

John L. Smith (3-5) (Weber St. 1971)

Idaho..... 1989 Eastern Ill. 21-38
Idaho..... 1990 Missouri St. 41-35
Idaho..... 1990 Ga. Southern 27-28
Idaho..... 1992 McNeese St. 20-23
Idaho..... 1993 La.-Monroe 34-31
Idaho..... 1993 Boston U. 21-14
Idaho..... 1993 Youngstown St. 16-35
Idaho..... 1994 McNeese St. 21-38

Jerome Souers (^1-3) (Oregon 1983)

Northern Ariz. 1999^ Ga. Southern 29-72
Northern Ariz. 2001 Sam Houston St. 31-34

Northern Ariz. 2003 McNeese St. 35-3
Northern Ariz. 2003 Fla. Atlantic 25-48

Bob Spoo (1-7) (Purdue 1960)

Eastern Ill. 1989 Idaho 38-21
Eastern Ill. 1989 Montana 19-25
Eastern Ill. 1995 Stephen F. Austin 29-34
Eastern Ill. 1996 UNI 14-21
Eastern Ill. 2000 Montana 13-45
Eastern Ill. 2001 UNI 43-49
Eastern Ill. 2002 Western Ill. 9-48
Eastern Ill. 2005 Southern Ill. 6-21

Scott Stoker (0-2) (Northwestern St. 1991)

Northwestern St. 2002 Montana 14-45
Northwestern St. 2004 Montana 7-56

Tim Stowers (6-2) (Auburn 1979)

Ga. Southern..... 1990 Citadel 31-0
Ga. Southern..... 1990 Idaho 28-27
Ga. Southern..... 1990 UCF 44-7
Ga. Southern..... 1990* Nevada 36-13
Ga. Southern..... 1993 Eastern Ky. 14-12
Ga. Southern..... 1993 Youngstown St. 14-34
Ga. Southern..... 1995 Troy 24-21
Ga. Southern..... 1995 Montana 0-45

Charlie Taaffe (1-3) (Sienna 1973)

Citadel..... 1988 Ga. Southern 20-38
Citadel..... 1990 Ga. Southern 0-31
Citadel..... 1992 N.C. A&T 44-0
Citadel..... 1992 Youngstown St. 17-42

Andy Talley (3-6) (Southern Conn. St. 1967)

Villanova..... 1989 Ga. Southern 36-52
Villanova..... 1991 Youngstown St. 16-17
Villanova..... 1992 Youngstown St. 20-23
Villanova..... 1996 East Tenn. St. 29-35
Villanova..... 1997 Colgate 49-28
Villanova..... 1997 Youngstown St. 34-37
Villanova..... 2002 Furman 45-38
Villanova..... 2002 Fordham 24-10
Villanova..... 2002 McNeese St. 28-39

Tommy Tate (3-4) (McNeese St. 1979)

McNeese St. 2000 Ga. Southern 17-42
McNeese St. 2001 Maine 10-14
McNeese St. 2002 Montana St. 21-14
McNeese St. 2002 Montana 24-20
McNeese St. 2002 Villanova 39-28
McNeese St. 2002 Western Ky. 14-34
McNeese St. 2003 Northern Ariz. 3-35

Frank Tavani (0-2) (Lebanon Valley 1975)

Lafayette..... 2004 Delaware 14-28
Lafayette..... 2005 Appalachian St. 23-34

Joe Taylor (0-4) (Western Ill. 1972)

Hampton..... 1997 Youngstown St. 13-28
Hampton..... 1998 Connecticut 34-42
Hampton..... 2004 William & Mary 35-42
Hampton..... 2005 Richmond 10-38

Rick Taylor (1-3) (Gettysburg 1964)

Boston U. 1982 Colgate 7-21
Boston U. 1983 Eastern Ky. 24-20
Boston U. 1983 Furman 16-35
Boston U. 1984 Richmond 33-35

Bill Thomas (1-1) (Tennessee St. 1971)

Tennessee St. 1986 Jackson St. 32-23
Tennessee St. 1986 Nevada 6-33

Jay Thomas (0-1) (Southern Miss. 1988)

Nicholls St. 2005 Furman 12-14

Chris Tormey (0-1) (Idaho 1978)

Idaho..... 1995 McNeese St. 3-33

Jim Tressel (23-6) (Baldwin-Wallace 1975)

Youngstown St. 1987 UNI 28-31
Youngstown St. 1989 Eastern Ky. 28-24
Youngstown St. 1989 Furman 23-42
Youngstown St. 1990 UCF 17-20
Youngstown St. 1991 Villanova 17-16
Youngstown St. 1991 Nevada 30-28
Youngstown St. 1991 Samford 10-0

Youngstown St. 1991* Marshall 25-17
Youngstown St. 1992 Villanova 23-20
Youngstown St. 1992 Citadel 42-17

Youngstown St. 1992 UNI 19-7
Youngstown St. 1992 Marshall 28-31
Youngstown St. 1993 UCF 56-30
Youngstown St. 1993 Ga. Southern 34-14
Youngstown St. 1993 Idaho 35-16

Youngstown St. 1993* Marshall 17-5
Youngstown St. 1994 Alcorn St. 63-20
Youngstown St. 1994 Eastern Ky. 18-15
Youngstown St. 1994 Montana 28-9
Youngstown St. 1994* Boise St. 28-14

Youngstown St. 1997 Hampton 28-13
Youngstown St. 1997 Villanova 37-34
Youngstown St. 1997 Eastern Wash. 25-14
Youngstown St. 1997* McNeese St. 10-9
Youngstown St. 1999 Montana 30-27

Youngstown St. 1999 N.C. A&T 41-3
Youngstown St. 1999 Florida A&M 27-24
Youngstown St. 1999 Ga. Southern 24-59
Youngstown St. 2000 Richmond 3-10

Tim Walsh (0-1) (UC Riverside 1977)

Portland St. 2000 Delaware 14-49

Bob Waters (3-1) (Presbyterian 1960)

Western Caro. 1983 Colgate 24-23
Western Caro. 1983 Holy Cross 28-21
Western Caro. 1983 Furman 14-7
Western Caro. 1983 Southern Ill. 7-43

Mark Whipple (5-2) (Brown 1979)

Massachusetts..... 1998 McNeese St. 21-19
Massachusetts..... 1998 Lehigh 27-21
Massachusetts..... 1998 Northwestern St. 41-31
Massachusetts..... 1998* Ga. Southern 55-43
Massachusetts..... 1999 Furman 30-23 (ot)

Massachusetts..... 1999 Ga. Southern 21-38
Massachusetts..... 2003 Colgate 7-19

John Whitehead (1-2) (East Stroudsburg 1950)

Lehigh..... 1979 Murray St. 28-9
Lehigh..... 1979 Eastern Ky. 7-30
Lehigh..... 1980 Eastern Ky. 20-23

A.L. Williams (3-1) (Louisiana Tech 1957)

Louisiana Tech 1984 Mississippi Val. 66-19
Louisiana Tech 1984 Alcorn St. 44-21
Louisiana Tech 1984 Middle Tenn. 21-13
Louisiana Tech 1984 Montana St. 6-19

Steve Wilson (0-1) (Howard 1979)

Howard 1993 Marshall 14-28

Alex Wood (0-1) (Iowa 1979)

James Madison..... 1995 Appalachian St. 24-31

Sparky Woods (2-2) (Carson-Newman 1976)

Appalachian St. 1986 Nicholls St. 26-28
Appalachian St. 1987 Richmond 20-3
Appalachian St. 1987 Ga. Southern 19-0
Appalachian St. 1987 Marshall 10-24

Paul Wulff (1-2) (Washington St. 1990)

Eastern Wash. 2004 Southern Ill. 35-31
Eastern Wash. 2004 Sam Houston St. 34-35
Eastern Wash. 2005 UNI 38-41

Alvin Wyatt (0-2) (Bethune-Cookman 1970)

Bethune-Cookman ... 2002 Ga. Southern 0-34
Bethune-Cookman ... 2003 Fla. Atlantic 24-32

Dick Zornes (1-2) (Eastern Wash. 1968)

Eastern Wash. 1985 Idaho 42-38
Eastern Wash. 1985 UNI 14-17
Eastern Wash. 1992 UNI 14-17

*National championship. †Tennessee State's participation vacated by action of the NCAA Committee on Infractions. %Stephen F. Austin's participation vacated by action of the NCAA Committee on Infractions. ^Northern Arizona's participation vacated by action of the NCAA Committee on Infractions.

Coaching Honors

Division I-A Coach-of-the-Year Award

(Selected by the American Football Coaches Association [AFCA] and the Football Writers Association of America [FWAA])

AFCA

| | |
|------|--|
| 1935 | Lynn Waldorf, Northwestern |
| 1936 | Dick Harlow, Harvard |
| 1937 | Edward Mylin, Lafayette |
| 1938 | Bill Kern, Carnegie Mellon |
| 1939 | Eddie Anderson, Iowa |
| 1940 | Clark Shaughnessy, Stanford |
| 1941 | Frank Leahy, Notre Dame |
| 1942 | Bill Alexander, Georgia Tech |
| 1943 | Amos Alonzo Stagg, Pacific |
| 1944 | Carroll Widdoes, Ohio St. |
| 1945 | Bo McMillin, Indiana |
| 1946 | Red Blaik, Army |
| 1947 | Fritz Crisler, Michigan |
| 1948 | Bennie Oosterbaan, Michigan |
| 1949 | Bud Wilkinson, Oklahoma |
| 1950 | Charlie Caldwell, Princeton |
| 1951 | Chuck Taylor, Stanford |
| 1952 | Biggie Munn, Michigan St. |
| 1953 | Jim Tatum, Maryland |
| 1954 | Red Sanders, UCLA |
| 1955 | Duffy Daugherty, Michigan St. |
| 1956 | Bowden Wyatt, Tennessee |
| 1957 | Woody Hayes, Ohio St. |
| 1958 | Paul Dietzel, LSU |
| 1959 | Ben Schwartzwalder, Syracuse |
| 1960 | Murray Warmath, Minnesota |
| 1961 | Bear Bryant, Alabama |
| 1962 | John McKay, Southern California |
| 1963 | Darrell Royal, Texas |
| 1964 | Frank Broyles, Arkansas, and Ara Parseghian, Notre Dame |
| 1965 | Tommy Prothro, UCLA |
| 1966 | Tom Cahill, Army |
| 1967 | John Pont, Indiana |
| 1968 | Joe Paterno, Penn St. |
| 1969 | Bo Schembechler, Michigan |
| 1970 | Charlie McClendon, LSU, and Darrell Royal, Texas |
| 1971 | Bear Bryant, Alabama |
| 1972 | John McKay, Southern California |
| 1973 | Bear Bryant, Alabama |
| 1974 | Grant Teaff, Baylor |
| 1975 | Frank Kush, Arizona St. |
| 1976 | Johnny Majors, Pittsburgh |
| 1977 | Don James, Washington |
| 1978 | Joe Paterno, Penn St. |
| 1979 | Earle Bruce, Ohio St. |

| | |
|------|---|
| 1980 | Vince Dooley, Georgia |
| 1981 | Danny Ford, Clemson |
| 1982 | Joe Paterno, Penn St. |
| 1983 | Ken Hatfield, Air Force |
| 1984 | LaVell Edwards, Brigham Young |
| 1985 | Fisher DeBerry, Air Force |
| 1986 | Joe Paterno, Penn St. |
| 1987 | Dick MacPherson, Syracuse |
| 1988 | Don Nehlen, West Virginia |
| 1989 | Bill McCartney, Colorado |
| 1990 | Bobby Ross, Georgia Tech |
| 1991 | Bill Lewis, East Carolina |
| 1992 | Gene Stallings, Alabama |
| 1993 | Barry Alvarez, Wisconsin |
| 1994 | Tom Osborne, Nebraska |
| 1995 | Gary Barnett, Northwestern |
| 1996 | Bruce Snyder, Arizona St. |
| 1997 | Lloyd Carr, Michigan |
| 1998 | Phillip Fulmer, Tennessee |
| 1999 | Frank Beamer, Virginia Tech |
| 2000 | Bob Stoops, Oklahoma |
| 2001 | Larry Coker, Miami (Fla.) & Ralph Friedgen, Maryland |
| 2002 | Jim Tressel, Ohio St. |
| 2003 | Pete Carroll, Southern California |
| 2004 | Tommy Tuberville, Auburn |
| 2005 | Joe Paterno, Penn St. |

EDDIE ROBINSON COACH OF THE YEAR (FWAA)

| | |
|------|---------------------------------|
| 1957 | Woody Hayes, Ohio St. |
| 1958 | Paul Dietzel, LSU |
| 1959 | Ben Schwartzwalder, Syracuse |
| 1960 | Murray Warmath, Minnesota |
| 1961 | Darrell Royal, Texas |
| 1962 | John McKay, Southern California |
| 1963 | Darrell Royal, Texas |
| 1964 | Ara Parseghian, Notre Dame |
| 1965 | Duffy Daugherty, Michigan St. |
| 1966 | Tom Cahill, Army |
| 1967 | John Pont, Indiana |
| 1968 | Woody Hayes, Ohio St. |
| 1969 | Bo Schembechler, Michigan |
| 1970 | Alex Agase, Northwestern |
| 1971 | Bob Devaney, Nebraska |
| 1972 | John McKay, Southern California |
| 1973 | Johnny Majors, Pittsburgh |
| 1974 | Grant Teaff, Baylor |
| 1975 | Woody Hayes, Ohio St. |
| 1976 | Johnny Majors, Pittsburgh |
| 1977 | Lou Holtz, Arkansas |
| 1978 | Joe Paterno, Penn St. |
| 1979 | Earle Bruce, Ohio St. |
| 1980 | Vince Dooley, Georgia |
| 1981 | Danny Ford, Clemson |

| | |
|------|--------------------------------------|
| 1982 | Joe Paterno, Penn St. |
| 1983 | Howard Schnellenberger, Miami (Fla.) |
| 1984 | LaVell Edwards, Brigham Young |
| 1985 | Fisher DeBerry, Air Force |
| 1986 | Joe Paterno, Penn St. |
| 1987 | Dick MacPherson, Syracuse |
| 1988 | Lou Holtz, Notre Dame |
| 1989 | Bill McCartney, Colorado |
| 1990 | Bobby Ross, Georgia Tech |
| 1991 | Don James, Washington |
| 1992 | Gene Stallings, Alabama |
| 1993 | Terry Bowden, Auburn |
| 1994 | Rich Brooks, Oregon |
| 1995 | Gary Barnett, Northwestern |
| 1996 | Bruce Snyder, Arizona St. |
| 1997 | Mike Price, Washington St. |
| 1998 | Phillip Fulmer, Tennessee |
| 1999 | Frank Beamer, Virginia Tech |
| 2000 | Bob Stoops, Oklahoma |
| 2001 | Ralph Friedgen, Maryland |
| 2002 | Jim Tressel, Ohio St. |
| 2003 | Nick Saban, LSU |
| 2004 | Urban Meyer, Utah |
| 2005 | Charlie Weis, Notre Dame |

Division I-AA Coach-of-the-Year Award

(Selected by the American Football Coaches Association)

| | |
|------|--------------------------------|
| 1983 | Rey Dempsey, Southern Ill. |
| 1984 | Dave Arnold, Montana St. |
| 1985 | Dick Sheridan, Furman |
| 1986 | Erk Russell, Ga. Southern |
| 1987 | Mark Duffner, Holy Cross |
| 1988 | Jimmy Satterfield, Furman |
| 1989 | Erk Russell, Ga. Southern |
| 1990 | Tim Stowers, Ga. Southern |
| 1991 | Mark Duffner, Holy Cross |
| 1992 | Charlie Taaffe, Citadel |
| 1993 | Dan Allen, Boston U. |
| 1994 | Jim Tressel, Youngstown St. |
| 1995 | Don Read, Montana |
| 1996 | Ray Tellier, Columbia |
| 1997 | Andy Talley, Villanova |
| 1998 | Mark Whipple, Massachusetts |
| 1999 | Paul Johnson, Ga. Southern |
| 2000 | Paul Johnson, Ga. Southern |
| 2001 | Bobby Johnson, Furman |
| 2002 | Jack Harbaugh, Western Ky. |
| 2003 | Dick Biddle, Colgate |
| 2004 | Mickey Matthews, James Madison |
| 2005 | Jerry Moore, Appalachian St. |

OTHER 2005 COACHING AWARDS

THE ESPN/HOME DEPOT COACH OF THE YEAR – Joe Paterno, Penn St.
(Presented by The Home Depot to the nation's top coach)

BEAR BRYANT COACH OF THE YEAR – Mack Brown, Texas (Presented by the National Sportscasters and Sportswriters Association)

WALTER CAMP COACH OF THE YEAR – Joe Paterno, Penn St. (Presented by the Walter Camp Foundation)

ASSOCIATED PRESS COACH OF THE YEAR – Joe Paterno, Penn St. (Presented by The Associated Press member newspapers, TV and radio stations)

BOBBY DODD COACH OF THE YEAR – Joe Paterno, Penn St. (Presented by the Bobby Dodd Coach of the Year Foundation, Atlanta, Georgia)

FRANK LEAHY COACH OF THE YEAR – Mack Brown, Texas (Presented by the All-American Football Foundation)

GEORGE MUNGER COACH OF THE YEAR – Joe Paterno, Penn St. (Presented annually by the Maxwell Football Club. The award is named for former University of Pennsylvania coach George Munger. His devotion to ethics in athletics, and his commitment to education is the standard for which all college coaches should strive.)

THE SPORTING NEWS COACH OF THE YEAR – Joe Paterno, Penn St.

THE WOODY HAYES TROPHY – Joe Paterno, Penn St.

AFCA ASSISTANT COACH OF THE YEAR (Division I-A) – Michael Haywood, Notre Dame, Offensive Coordinator and Running Backs Coach (Presented by the American Football Coaches Association)

AFCA ASSISTANT COACH OF THE YEAR (Division I-AA) – Galen Scott, Illinois St., Linebackers Coach (Presented by the American Football Coaches Association)

FRANK BROYLES AWARD (Top Division I-A Assistant Coach Award) – Greg Davis, Texas, Offensive Coordinator and Quarterbacks Coach (Presented by Former Arkansas head coach Frank Broyles)

EDDIE ROBINSON COACH OF THE YEAR (Division I-AA) – Sean McDonnell, New Hampshire (Presented by The Sports Network)

FRANK LEAHY COACH OF THE YEAR (Division I-AA) – Jerry Moore, Appalachian St. (Presented by the All-American Football Foundation)

FOOTBALL GAZETTE COACH OF THE YEAR (Division I-AA) – Jerry Moore, Appalachian St. (Presented by the weekly Football Gazette)



Added and Discontinued Programs

| | |
|---|-----|
| Nationally Prominent Teams That Permanently Dropped Football.... | 390 |
| Added or Resumed Programs Since 1968 | 390 |
| Discontinued Programs Since 1950 | 391 |



Nationally Prominent Teams That Permanently Dropped Football

Listed alphabetically at right are the all-time records of teams formerly classified as major college that permanently discontinued football. Also included are those teams that, retroactively, are considered to have been major college (before the advent of official classification in 1937) by virtue of their schedules (i.e., at least half of their games versus other major-college opponents). All schools listed were considered to have been major college or classified in either Division I-A or I-AA for a minimum of 10 consecutive seasons.

| Team | Inclusive Seasons | Years | Won | Lost | Tied | Pct.† |
|--------------------------|-----------------------|-------|-----|------|------|-------|
| Cal St. Fullerton | 1970-1992 | 23 | 107 | 150 | 3 | .417 |
| Carlisle Indian School.. | 1893-1917 | 25 | 167 | 88 | 13 | .647 |
| Centenary (La.) | 1894-1947 | 36 | 148 | 100 | 21 | .589 |
| Creighton | 1900-1942 | 43 | 183 | 139 | 27 | .563 |
| Denver | 1885-1960 | 73 | 273 | 262 | 40 | .510 |
| Detroit | 1896-1964 | 64 | 305 | 200 | 25 | .599 |
| George Washington ... | 1890-1966 | 58 | 209 | 240 | 34 | .468 |
| Gonzaga | 1892-1941 | 39 | 130 | 99 | 20 | .562 |
| Haskell Institute | 1896-1938 | 43 | 199 | 166 | 18 | .543 |
| Lamar | 1951-1989 | 39 | 171 | 225 | 9 | .433 |
| Long Beach St. | 1955-1991 | 37 | 199 | 183 | 4 | .521 |
| Manhattan | 1923-1942 | 20 | 77 | 75 | 11 | .506 |
| Marquette | 1892-1960 | 68 | 273 | 220 | 38 | .550 |
| New York U. | 1873-1952 | 66 | 201 | 231 | 32 | .468 |
| Pacific | 1919-1995 | 77 | 346 | 397 | 23 | .467 |
| St. Louis | 1899-1949 | 49 | 235 | 179 | 33 | .563 |
| San Francisco | *1924-1951; 1959-1971 | 38 | 133 | 169 | 20 | .444 |
| Texas-Arlington | 1959-1985 | 27 | 129 | 150 | 2 | .463 |
| Wichita St. | 1897-1986 | 89 | 375 | 402 | 47 | .484 |
| Xavier (Ohio) | 1900-1973 | 61 | 302 | 223 | 21 | .572 |

†Ties computed as half won and half lost. *Discontinued football during 1952 after having been classified major college. Resumed at the Division II level during 1959-71, when it was discontinued again.

Added or Resumed Programs Since 1968

NCAA Member Colleges

1968 (4)
Boise St.; *Chicago; New Jersey City (dropped 2002); UNLV.

1969 (2)
*Adelphi (dropped 1972); Towson

1970 (6)
Cal St. Fullerton (dropped 1993); *Fordham; *Georgetown; Plattsburgh St. (dropped 1979); Plymouth St.; *St. Mary's (Cal.).

1971 (6)
Boston St. (dropped 1982); Dist. Columbia (dropped 1974, resumed 1978, dropped 1990); Federal City (dropped 1975); *New England Col. (dropped 1973); Rochester Inst. (dropped 1978); St. Peter's (suspended after one game 1984, resumed 1985, dropped 1988, resumed 1989).

1972 (6)
Kean; *Lake Forest; Nicholls St.; Salisbury; *San Diego; Wm. Paterson.

1973 (7)
Albany St. (N.Y.); *Benedictine (Ill.); Bowie St.; James Madison; New Haven (dropped 2003); NYIT (dropped 1984); Seton Hall (dropped 1982).

1974 (2)
FDU-Florham; Framingham St.

1975 (2)
*Brooklyn (dropped 1991); *Canisius (dropped 2002).

1976 (1)
Oswego St. (dropped 1977).

1977 (2)
*Catholic; *Minn. St. Mankato

1978 (7)
*Buffalo; *Dist. Columbia (dropped 1990); Iona; Marist; Pace; *St. Francis (Pa.); *St. John's (N.Y.) (dropped 2002).

1979 (2)
UCF; *Duchesne.

1980 (5)
*Loras; Mass.-Lowell; *Miles (dropped 1989, resumed 1990); Ramapo (dropped 1993); *Sonoma St. (dropped 1997)

1981 (4)
Buffalo St.; Mercyhurst; *West Ga.; Western New Eng.

1982 (2)
Valdosta St.; Westfield St.

1983 (2)
*Ky. Wesleyan; Stony Brook.

1984 (3)
Fitchburg St.; *Ga. Southern; *Samford.

1985 (6)
Ferrum; MacMurray; Maritime (N.Y.) (dropped 1986, resumed 1987, dropped 1989, resumed 2006); *St. Peter's (dropped 1988, resumed 1989); *Villanova; Worcester St.

1986 (4)
*UC Santa Barb. (dropped 1992); Menlo; *Quincy; Wesley.

1987 (5)
*Aurora; *Drake; Gallaudet; *Maritime (N.Y.) (dropped 1989, resumed 2006); St. John Fisher.

1988 (7)
Assumption; Bentley; Mass.-Boston (dropped 2000); Mass.-Dartmouth; *MIT (last team was in 1901); Siena (dropped 2003); Stonehill.

1989 (4)
*Hardin-Simmons; *Miles; Thomas More.

1990 (3)
*Hardin-Simmons; *Miles; Thomas More.

1991 (3)
UAB; Charleston So.; Sacred Heart.

1992 (1)
*West Tex. A&M.

1993 (3)
*King's (Pa.); Monmouth; Salve Regina.

1994 (2)
Chapman; Robert Morris.

1996 (3)
Fairfield (dropped 2002); Merrimack; Westminster (Mo.)

1997 (3)
Hartwick; *La Salle; South Fla.

1998 (1)
Jacksonville

1999 (3)
Bryant; St. Anselm; Wis. Lutheran

2000 (4)
East Tex. Baptist; Greensboro; Mary Hardin-Baylor; Shenandoah

2001 (6)
Averett; Chris. Newport; Fla. Atlantic; Rockford; Stillman; Utica

2002 (2)
Florida Int'l; *St. Augustine's (dropped 1966)

2003 (4)
*Charleston (W.V.) (dropped 1957); Coastal Caro.; Shaw; *Southeastern La. (dropped 1986)

2005 (2)
Becker; St. Paul's (dropped 1988).

2006 (2)
LaGrange; *Maritime (N.Y.) (dropped 1989).

*Previously dropped football.

Non-NCAA Senior Colleges

1968 (2)
#Mo. Southern St.; #Southwest Minn. St.

1970 (1)
#Mo. Western St.

1971 (3)
#Concordia (St. Paul); #Gardner-Webb; #Grand Valley St.

1972 (5)
#Dr. Martin Luther; #Mars Hill; Northwestern (Minn.); Pillsbury; #Western Conn. St.

1973 (2)
#Liberty; #Mass. Maritime.

1974 (3)
#*N.M. Highlands; Northeastern Ill. (dropped 1988); #Saginaw Valley.

1976 (2)
#Maranatha Baptist; #Mesa St.

1977 (2)
Evangel; Olivet Nazarene.

1978 (3)
*Baptist Christian (dropped 1983); *St. Ambrose; *Yankton (dropped 1984).

1979 (2)

Fort Lauderdale (dropped 1982); Lubbock Christian (dropped 1983).

1980 (1)

Mid-America Nazarene.

1983 (2)

Ga. Southwestern (dropped 1989); #Loras.

1984 (3)

St. Paul Bible; #Southwest Baptist; *Union (Ky.).

1985 (4)

*Cumberland (Ky.); *Lambuth; *Tenn. Wesleyan; #Tiffin.

1986 (4)

*St. Francis (Ill.); Trinity Bible (N.D.); Urbana; #Wingate.

1987 (1)

#Greenville.

1988 (5)

Campbellville; Mary; #Midwestern St.; Trinity (Ill.); *Western Mont.

1990 (3)

*Cumberland; Lindenwood; #Mt. St. Joseph (Ohio).

1991 (3)

Clinch Valley; #Lees-McRae (dropped 1994); #*Tusculum.

1993 (6)

#Ark.-Pine Bluff; *Bethel (Tenn.); #Chowan; Malone; St. Xavier (Ill.); Sue Bennett.

1996 (1)

*McKendree

1998 (1)

#*Texas Lutheran

2000 (3)

#Mount Ida; *Northern Mont. (dropped 1972); *Paul Quinn (dropped 1961)

2001 (4)

#Louisiana Col. (dropped 1969); #Minn.-Crookston; Southwestern Assemblies of God; Va.-Wise.

2002 (2)

Edward Waters

2003 (1)

#North Greenville

2005 (4)

Central St. (Ohio); Concordia (Ala.); Seton Hill; Shorter

2006 (2)

Brevard; Morrisville St. (N.Y.)

*Previously dropped football. #Now NCAA member.

Discontinued Programs Since 1950

(Includes NCAA member colleges and non-member colleges; also colleges that closed or merged with other institutions.)

Before 1950, the following institutions had a major-college football program when it was discontinued and the year discontinued is in parentheses: Carlisle Indian School (1918); Centenary (La.) (1948); Creighton (1943); Gonzaga (1942); Haskell Institute (1939); Manhattan (1943).

1950 (9)

Alliance; Canisius (resumed 1975; dropped 2002); Huntington; Oklahoma City; *Portland; Rio Grande; Rollins; *St. Louis (I-A); Steubenville.

1951 (38)

Arkansas Col.; Atlantic Christian; Canterbury; Catholic (resumed 1977); CCNY; Corpus Christi (resumed 1954, dropped 1967); Daniel Baker; Detroit Tech; *Duquesne (resumed 1979) (I-AA); East Tex. Baptist (resumed 2000); Gannon (resumed 1989); *Georgetown (resumed 1970) (I-AA); Glassboro St. (resumed 1964—name changed to Rowan in 1992); Hartwick; High Point; LeMoyné-Owen; Lowell Textile; Lycoming (resumed 1954); McKendree (resumed 1996); Milligan; Mt. St. Mary's (Md.); Nevada (resumed 1952); New Bedford Textile; New England Col. (resumed 1971, dropped 1973); Niagara; Northern Idaho; Panzer; St. Mary's (Cal.) (resumed 1970, dropped 2003); St. Michael's (N.M.); Shurtleff (resumed 1953, dropped 1954); Southern Idaho; Southwestern (Tenn.) (resumed 1952—name changed to Rhodes in 1986); Southwestern (Tex.); Tillotson; Tusculum (resumed 1991); Washington (Md.); West Va. Wesleyan (resumed 1953); William Penn (resumed 1953).

1952 (13)

Aquinas; Clarkson; Erskine; Louisville Municipal; *Loyola Marymount; Nebraska Central; Rider; Samuel Huston; *San Francisco (resumed 1959, dropped 1972); Shaw (resumed 1953, dropped 1979); St. Bonaventure; St. Martin's; Teikyo Westmar (resumed 1953).

1953 (10)

Arnold; Aurora; Bethel (Tenn.) (resumed 1993); Cedarville; Champlain; Davis & Elkins (resumed 1955, dropped 1962); Georgetown (Ky.) (resumed 1955); *New York U. (I-A); *Santa Clara (resumed 1959, dropped 1993); Union (Tenn.).

1954 (8)

Adelphi (resumed 1969, dropped 1972); Case Tech (resumed 1955); Quincy (resumed 1986); St. Francis (Pa.) (resumed 1978); St. Michael's (Vt.); Shurtleff; *Wash. & Lee (resumed 1955); York (Neb.).

1955 (2)

*Fordham (resumed 1970) (I-AA); St. Mary's (Minn.).

1956 (4)

Brooklyn (resumed 1975, dropped 1991); Hendrix (resumed 1957, dropped 1961); William Carey; Wisconsin Extension.

1957 (4)

Charleston (W.V.) (resumed 2003); Lewis; Midwestern (Iowa) (resumed 1966); Stetson.

1959 (2)

Florida N&I; West Ga. (resumed 1981).

1960 (5)

Brandeis; Leland; Loras (resumed 1980); St. Ambrose (resumed 1978); Xavier (La.).

1961 (9)

*Denver (I-A); Hawaii (resumed 1962); Hendrix; Lincoln (Pa.); *Marquette (I-A); Paul Quinn (resumed 2000); Scranton; Texas College; Tougaloo.

1962 (5)

Azusa Pacific (resumed 1965); Davis & Elkins; San Diego (resumed 1972); Southern Cal Col.; Westminster (Utah) (resumed 1965, dropped 1979).

1963 (3)

Benedictine (Ill.) (resumed 1973); *Hardin-Simmons (resumed 1990); St. Vincent (Pa.).

1964 (2)

King's (Pa.) (resumed 1993); Paine.

1965 (7)

Clafin; *Detroit (I-A); Dillard; Miss. Industrial; Morris; Philander Smith; Rust.

1966 (1)

St. Augustine's (resumed 2002).

1967 (6)

Benedict; Corpus Christi; *George Washington (I-A); Jarvis Christian; Ozarks; South Caro. Trade.

1968 (2)

Edward Waters (resumed 2002); Frederick.

1969 (6)

Allen; Case Tech and Western Reserve merged to form Case Reserve; George Fox; Louisiana Col. (resumed 2001); UC San Diego; Wiley.

1971 (5)

Bradley; *Buffalo (resumed 1978); Hiram Scott; Lake Forest (resumed 1972); Parsons.

1972 (8)

Adelphi; UC Santa Barb. (resumed 1986, dropped 1992); Haverford; North Dak.-Ellendale; Northern Mont. (resumed 2000); Northwood (Tex.); San Francisco (I-A); Sonoma St. (resumed 1980, dropped 1997).

1973 (2)

New England Col.; N.M. Highlands (resumed 1974).

1974 (6)

Col. of Emporia; Dist. Columbia (resumed 1978, dropped 1990); Drexel; Ill.-Chicago; Samford (resumed 1984) (I-AA); *Xavier (Ohio) (I-A).

1975 (6)

Baptist Christian (resumed 1978, dropped 1983); Bridgeport; Federal City; *Tampa; Vermont; Wis.-Milwaukee.

1976 (3)

UC Riverside; Minn. St. Mankato (resumed 1977); Northland.

1977 (4)

Caltech; Oswego St.; Whitman; Yankton (resumed 1978, dropped 1984).

1978 (3)

Cal St. L.A.; Col. of Idaho; Rochester Inst.

1979 (5)

Miles (resumed 1980, dropped 1989, resumed 1990); Mont. St.-Billings; Plattsburgh St.; Shaw (resumed 2003); Westminster (Utah).

1980 (3)

Alliant Int'l; †Gallaudet; Md.-East Shore.

1981 (2)

Bluefield St.; *Villanova (resumed 1985) (I-AA).

1982 (4)

Boston St.; Fort Lauderdale; Milton; Seton Hall.

1983 (3)

Baptist Christian; Cal Poly Pomona; Lubbock Christian.

1984 (5)

Fisk; NYIT; St. Peter's (suspended after one game, resumed 1985, dropped 1988, resumed 1989) (I-AA); So. Dak.-Springfield; Yankton.

1985 (1)

Colorado St.-Pueblo

1986 (4)

Drake (resumed 1987) (I-AA); Maritime (N.Y.) (resumed 1987, dropped 1989, resumed 2006); Southeastern La. (resumed 2003) (I-AA); *Texas-Arlington (I-A).

1987 (4)

Bishop; *Southern Methodist (resumed 1989) (I-A); Western Mont. (resumed 1988); *Wichita St. (I-A).

1988 (4)

Northeastern Ill.; St. Paul's (resumed 2005); St. Peter's (resumed 1989); Texas Lutheran (resumed 1998).

1989 (3)

Ga. Southwestern; Maritime (N.Y.) (resumed 2006); Miles (resumed 1990).

1990 (2)

*Lamar (I-A); Lincoln (Mo.) (resumed 1999).

1991 (3)

Brooklyn; Tarkio; West Tex. A&M (resumed 1992).

1992 (3)

*Long Beach St. (I-A); Pacific (Ore.); St. Mary of the Plains.

1993 (5)

*Cal St. Fullerton (I-A); Cameron; Ramapo; Santa Clara; Wis.-Superior.

1994 (4)

Cal St. East Bay; Lees-McRae; Oregon Tech; Upsala.

1995 (1)

San Fran. St.

1996 (1)

*Pacific (I-A).

1997 (3)

Cal St. Chico; Central St. (resumed 2005); Sonoma St.

1998 (2)

Boston U. (I-AA); Evansville (I-AA)

2000 (3)

Mass.-Boston; Morningside; Swarthmore

2001 (1)

Cal St. Northridge (I-AA)

2002 (6)

Canisius (I-AA); Fairfield (I-AA); Mass.-Lowell; Morris Brown; New Jersey City; St. John's (N.Y.) (I-AA)

2003 (4)

East Tenn. St. (I-AA); New Haven; St. Mary's (Cal.) (I-AA); Siena (I-AA)

2005 (2)

Si Tanka, Allen

**Classified major college previous year. †Did not play a 7-game varsity schedule, 1980-86, and returned to club status in 1995.*

Note: *In parentheses is classification at the time the institution discontinued the football program. Before 1978, major-college programs are identified as I-A.*



Championship Results

Division I-AA Championship 394



Division I-AA Championship

2005 Title Game Summary

Appalachian State Ascends to First Crown: Appalachian State has competed in intercollegiate athletics since 1903, and until the 2005 football season came to a close, every one of those seasons ended without a national championship.

That factoid is history now after the Mountaineers came from behind to win, 21-16, over the University of Northern Iowa in the Division I-AA championship December 16 in Chattanooga, Tennessee.

Appalachian State students and fans stormed to the middle of the field to celebrate the university's first national title in any sport.

"We'll remember this moment for 10, 20, 30 years," Mountaineers quarterback Richie Williams told the Charlotte Observer. "No, really, we'll remember it for the rest of our lives."

Fittingly, the winning touchdown was scored by the Appalachian State defense. Standout defensive ends Marques Murrell and Jason Hunter combined to put the Mountaineers ahead to stay with 9:14 remaining in the game.

On the game-turning play, Murrell stripped Panthers quarterback Eric Sanders of the football, and Hunter scooped up the fumble and ran 15 yards to turn a 16-14 deficit into a five-point lead.

"I dropped back to pass, I stepped up and when I was ready to throw it I had it and then the next second I didn't have it," Sanders said. "I really don't know what happened."

Murrell, whose brother Adrian had a long career as a running back in the National Football League, and Hunter were disruptive forces the entire game.

Murrell finished with nine tackles — five and a half for losses — in addition to two forced fumbles and two sacks. Hunter had 10 tackles — three for losses — along with two sacks and the game-winning fumble return.

The Mountaineers defense made the lead stand up the rest of the way.

"It was a great night, and it speaks wonders for our program and our school," Appalachian State coach Jerry Moore said. "I can't say enough about our defense. They were tenacious."

The University of Northern Iowa still managed to lead most of the game. Panthers kicker Brian Wingert converted field goals of 50, 31 and 26 yards to help his team to a 16-7 halftime lead.

Having to settle for the field goals turned out to be huge in the final outcome, though.

"Of course, you always want to try to get seven points, but Appalachian State is a very good defensive football team," said Panthers coach Mark Farley. "We knew the two defensive ends were good and the secondary was good. This was a defensive football game. This wasn't going to be a shootout. I wish we had gotten one touchdown out of it, but it was 16-14 going into the fourth quarter. We were right where we wanted to be."

Senior running back David Horne had a two-yard scoring run for the Panthers' only touchdown of the game. He gained 102 yards on 22 carries.

The Mountaineers' lone first-half score came courtesy of a five-yard run by Kevin Richardson with 13:18 remaining in the second quarter.

Appalachian State turned to Williams to lead the team despite the senior being hobbled by a strained tendon in his left ankle. Williams suffered the injury in his team's 29-23 semifinal win over Furman.

He threw for 126 yards, but his running ability that produced 1,009 yards on the ground this season couldn't be utilized.

"It was frustrating. Coach told me, though, that we were going to wing it," Williams said. "Coach called an option one time, and I called timeout because I knew I could not run the play."

Reserve quarterback Trey Elder, who was 9-of-16 passing for 123 yards, was solid filling in for Williams, but Moore decided his team needed the spark from its leader.

Richardson added a one-yard touchdown with 6:05 remaining in the third quarter to cut the Panthers' lead to 16-14.

From that point, both defenses controlled play, with Murrell and Hunter combining for the turnover that proved to be the final swing of momentum.

"We probably had a thousand ex-players here," Moore said. "I told those guys they helped set the foundation of everything that was done here. They just didn't get to play on a championship team."

Stephen Nowland/NCAA Photos



Kevin Richardson (28) of Appalachian State scampers for a five-yard touchdown run in the 2005 Division I-AA championship. Appalachian State trailed, 16-7, before rallying to beat the Panthers, 21-16.

FINLEY STADIUM/DAVENPORT FIELD, CHATTANOOGA, TENNESSEE; DECEMBER 16

(Note: The time listed at the beginning of each scoring play is the time remaining in the quarter. Listed after the scoring play or conversion are the number of plays, yards and time elapsed on the scoring drive.)

| Score by Quarters | 1 | 2 | 3 | 4 | Final |
|--------------------------------|---|----|---|---|-------|
| Appalachian St. (Record: 12-3) | 0 | 7 | 7 | 7 | 21 |
| UNI (Record: 11-4) | 6 | 10 | 0 | 0 | 16 |

FIRST QUARTER

11:36 UNI—Brian Wingert 50 yd field goal, 9-41 3:31, Appalachian St. 0 - UNI 3
 9:45 UNI—Wingert 26 yd field goal, 6-15 1:44, Appalachian St. 0 - UNI 6

SECOND QUARTER

13:18 Appalachian St.—Kevin Richardson 5 yd run (Julian Rauch kick), 9-64 2:41, Appalachian St. 7 - UNI 6
 8:20 UNI—David Horne 2 yd run (Wingert kick), 5-41 2:13, Appalachian St. 7 - UNI 13
 1:09 UNI—Wingert 31 yd field goal, 7-14 2:57, Appalachian St. 7 - UNI 16

THIRD QUARTER

6:05 Appalachian St.—Richardson 1 yd run (Rauch kick), 9-79 4:12, Appalachian St. 14 - UNI 16

FOURTH QUARTER

9:14 Appalachian St.—Jason Hunter 15 yd fumble return (Rauch kick), Appalachian St. 21 - UNI 16

| | Appalachian St. | UNI |
|----------------------------|-----------------|---------|
| FIRST DOWNS | 18 | 21 |
| RUSHES-YARDS (NET) | 28-46 | 47-102 |
| PASSING YDS (NET) | 252 | 181 |
| Passes Att-Comp-Int | 42-19-1 | 31-17-0 |
| TOTAL OFFENSE PLAYS-YARDS | 70-298 | 78-283 |
| Fumble Returns-Yards | 1-15 | 0-0 |
| Punt Returns-Yards | 2-9 | 5-16 |
| Kickoff Returns-Yards | 2-50 | 4-83 |
| Interception Returns-Yards | 0-0 | 1-0 |
| Punts (Number-Avg) | 7-41.9 | 9-37.9 |
| Fumbles-Lost | 2-2 | 3-1 |
| Penalties-Yards | 4-40 | 5-45 |
| Possession Time | 23:34 | 36:26 |
| Third-Down Conversions | 8 of 15 | 6 of 19 |
| Fourth-Down Conversions | 0 of 0 | 0 of 0 |
| Red-Zone Scores-Chances | 2-2 | 3-3 |
| Sacks By: Number-Yards | 5-49 | 1-13 |

INDIVIDUAL STATISTICS

Rushing—Appalachian St.: Richardson 17-51; Trey Hennessee 1-8; Brandon Turner 1-3; Richie Williams 1-3; T.J. Courman 1-minus 2; Jermaine Little 1-minus 3;

Team 2-minus 4; Trey Elder 4-minus 10. UNI: Horne 22-102; Terrance Freeney 8-41; Jason Breeland 1-minus 11; Eric Sanders 15-minus 14; Team 1-minus 16.

Passing—Appalachian St.: Williams 10-26-0-129; Elder 9-16-1-123. UNI: Sanders 17-31-0-181.

Receiving—Appalachian St.: Zach Johnson 6-101; Turner 4-78; Richardson 3-34; Dexter Jackson 3-25; Little 2-13; Courman 1-1. UNI: Justin Surrency 5-59; Horne 3-20; Patrick Hunter 2-20; James Lindgren 2-16; Brian Cutright 2-10; Jamie Goodwin 1-32; Curt Bradley 1-23; Breeland 1-1.

Sacks (UA-A)—Appalachian St.: Hunter 2-0; Marques Murrell 2-0; Omarr Byrom 0-1; Joe Suiter 0-1. UNI: Michael Matthes 0-1; John Hermann 0-1.

Tackles (UA-A)—Appalachian St.: Hunter 9-1; Murrell 7-2; Brad West 6-1; Justin Woazeah 6-0; Joe Suiter 4-2; Monte Smith 5-0; Jeremy Wiggins 4-1; Cam Speer 4-1; Jerome Touchstone 4-0; Zodd Kelly 3-0; Byrom 2-1; Billy Riddle 2-0; Arthur Orlebar 1-1; Titus Howard 1-0; Seth Breitenstein 1-0. UNI: Chris Parsons 6-1; Dre Dokes 5-0; Darin Heideman 4-1; Tanner Varner 4-0; Charles Johnson 3-1; Brett Koebecke 3-0; Jordan Lacy 3-0; Hermann 2-1; Matt Tharp 2-0; Kevin Stensrud 2-0; Matthes 1-1; B.J. Stotser 1-0; Alphonso Key 1-0; Nick Nelson 1-0; James Lindgren 1-0; Dave Schratz 1-0; Mark Huygens 0-1.

Interceptions—Appalachian St.: None. UNI: Varner 1-0.

Fumbles—Appalachian St.: Jackson 1-1; Hennessee 1-1. UNI: Sanders 2-1; Dokes 1-0.

Stadium: Finley Stadium/Davenport Field

Attendance: 20,236

Kickoff time: 8:07 p.m. **End of Game:** 11:32 p.m. **Total elapsed time:** 3:25

Officials—Referee: Bruce Palmer; Umpire: Dan Mahoney; Linesman: Joe Cronin; Line Judge: Neil Peterson; Back Judge: Joe Johnston; Field Judge: Tim Davis; Side Judge: Tom Frazier; Scorer: Lynn Trent.

Temperature: 39 **Wind:** NW 3 **Weather:** Fair

NCAA Division I-AA Football Championship History

1978 At the 72nd NCAA Convention (January 1978) in Atlanta, Ga., the membership voted to establish the Division I-AA Football Championship and a statistics program for the division. The format for the first I-AA championship, held in Wichita Falls, Texas, was a single-elimination, four-team tournament. Florida A&M defeated Massachusetts, 35-28, in the title game. The game was televised by ABC.

1981 The championship expanded to include eight teams in a single-elimination tournament.

1982 The championship expanded to include 12 teams. Eight teams played first-round games at campus sites, and the top four teams, seeded by the Division I-AA Football Committee, received byes.

1986 The championship field expanded to its current format of 16 teams with each team playing a first-round game.

1987 Louisiana-Monroe defeated Marshall, 43-42, in the closest game in championship history.

1989 A then-record 25,725 fans watched Georgia Southern down Stephen F. Austin, 37-34, in the championship game at Allen E. Paulson Stadium in Statesboro, Ga.

1990 Georgia Southern won its fourth I-AA championship, adding to its titles in 1985, 1986 and 1989.

1991 Youngstown State won its first national championship with a 25-17 victory over Marshall. Penguin head coach Jim Tressel joined his father, Lee, as the only father-son combination to win NCAA football titles. Lee Tressel won the 1978 Division III championship at Baldwin-Wallace.

1992 A then-record crowd of 31,304 in Huntington, W.Va., saw Marshall return the favor with a 31-28 win over Youngstown State for its first I-AA title.

1993 The I-AA championship provided for a maximum field of 16 teams. Six member conferences (Big Sky, Gateway, Ohio Valley, Southern, Southland and Yankee) were granted automatic qualification for their respective winners. Youngstown State won its second I-AA title with a 17-5 victory over Marshall before a crowd of 29,218 in Huntington, W.Va.

1994 Youngstown State won its third national title in four years with a 28-14 victory over Boise State.

1995 Montana won its first Division I-AA title before a championship record crowd of 32,106 in Huntington, W.Va.

1996 Marshall, making its fifth visit to the championship game since 1991, won its second Division I-AA title with a 49-29 victory over defending champion Montana before 30,052 in Huntington, W.Va.

1997 Youngstown State won its fourth national title in the 1990s with a 10-9 victory over McNeese State in Chattanooga, Tenn.

1999 Georgia Southern closed out the century with another national title, posting a 59-24 victory over Youngstown State. The Eagles won their fifth title, surpassing Youngstown State's four championships and taking over the division lead in crowns.

2000 Georgia Southern rallied past Montana, 27-25, to claim back-to-back titles for the third time in its Division I-AA history.

2001 Montana won a defensive duel with Furman, 13-6, to claim its second title.

2002 Western Kentucky won its first Division I-AA championship with a 34-14 victory over McNeese State, which lost in the final for the second time (1997 in 10-9 loss to Youngstown State). Coach Jack Harbaugh, father of former Chicago Bears' and Indianapolis Colts' quarterback Jim Harbaugh, won his first NCAA title.

2003 Delaware won its first NCAA crown since winning the 1979 Division II championship. The Blue Hens outscored their opponents by a combined margin of 149-23 and posted the first championship-game shutout with a 40-0 blanking of previously unbeaten Colgate. It was the first NCAA title for head coach and former Delaware linebacker K.C. Keeler, who had five second-place finishes at Division III Rowan.

2004 James Madison was the second straight champion to come out of the Atlantic 10 Conference after defeating Montana, 31-21. The 2003 champion was Delaware. The Dukes also made history on its way to the championship game, becoming the first team to advance to the title contest with three straight wins on the road. James Madison won preliminary-round games at Lehigh, Furman and William and Mary.

2005 Appalachian State made its championship number eight for the Southern Conference as the Mountaineers rallied from a 16-7 halftime deficit to defeat the University of Northern Iowa, 21-16. The two teams played in front of a Chattanooga record crowd of 19,219.

Division I-AA All-Time Championship Results

| Year | Champion | Coach | Score | Runner-Up | Site | Attendance |
|------|-----------------|-------------------|-------|--------------------|----------------------|------------|
| 1978 | Florida A&M | Rudy Hubbard | 35-28 | Massachusetts | Wichita Falls, Texas | 13,604 |
| 1979 | Eastern Ky. | Roy Kidd | 30-7 | Lehigh | Orlando, Fla. | 5,200 |
| 1980 | Boise St. | Jim Criner | 31-29 | Eastern Ky. | Sacramento, Calif. | 8,157 |
| 1981 | Idaho St. | Dave Kragthorpe | 34-23 | Eastern Ky. | Wichita Falls, Texas | 11,002 |
| 1982 | Eastern Ky. | Roy Kidd | 17-14 | Delaware | Wichita Falls, Texas | 11,257 |
| 1983 | Southern Ill. | Rey Dempsey | 43-7 | Western Caro. | Charleston, S.C. | 15,950 |
| 1984 | Montana St. | Dave Arnold | 19-6 | Louisiana Tech | Charleston, S.C. | 9,125 |
| 1985 | Ga. Southern | Erk Russell | 44-42 | Furman | Tacoma, Wash. | 5,306 |
| 1986 | Ga. Southern | Erk Russell | 48-21 | Arkansas St. | Tacoma, Wash. | 4,419 |
| 1987 | La.-Monroe | Pat Collins | 43-42 | Marshall | Pocatello, Idaho | 11,513 |
| 1988 | Furman | Jimmy Satterfield | 17-12 | Ga. Southern | Pocatello, Idaho | 11,500 |
| 1989 | Ga. Southern | Erk Russell | 37-34 | *Stephen F. Austin | Statesboro, Ga. | 25,725 |
| 1990 | Ga. Southern | Tim Stowers | 36-13 | Nevada | Statesboro, Ga. | 23,204 |
| 1991 | Youngstown St. | Jim Tressel | 25-17 | Marshall | Statesboro, Ga. | 12,667 |
| 1992 | Marshall | Jim Donnan | 31-28 | Youngstown St. | Huntington, W.Va. | 31,304 |
| 1993 | Youngstown St. | Jim Tressel | 17-5 | Marshall | Huntington, W.Va. | 29,218 |
| 1994 | Youngstown St. | Jim Tressel | 28-14 | Boise St. | Huntington, W.Va. | 27,674 |
| 1995 | Montana | Don Read | 22-20 | Marshall | Huntington, W.Va. | 32,106 |
| 1996 | Marshall | Bob Pruett | 49-29 | Montana | Huntington, W.Va. | 30,052 |
| 1997 | Youngstown St. | Jim Tressel | 10-9 | McNeese St. | Chattanooga, Tenn. | 14,771 |
| 1998 | Massachusetts | Mark Whipple | 55-43 | Ga. Southern | Chattanooga, Tenn. | 17,501 |
| 1999 | Ga. Southern | Paul Johnson | 59-24 | Youngstown St. | Chattanooga, Tenn. | 20,052 |
| 2000 | Ga. Southern | Paul Johnson | 27-25 | Montana | Chattanooga, Tenn. | 17,156 |
| 2001 | Montana | Joe Glenn | 13-6 | Furman | Chattanooga, Tenn. | 12,698 |
| 2002 | Western Ky. | Jack Harbaugh | 34-14 | McNeese St. | Chattanooga, Tenn. | 12,360 |
| 2003 | Delaware | K.C. Keeler | 40-0 | Colgate | Chattanooga, Tenn. | 14,281 |
| 2004 | James Madison | Mickey Matthews | 31-21 | Montana | Chattanooga, Tenn. | 15,599 |
| 2005 | Appalachian St. | Jerry Moore | 21-16 | UNI | Chattanooga, Tenn. | 19,219 |

*Stephen F. Austin's participation in 1989 Division I-AA championship vacated.

2005 Division I-AA Championship Results

FIRST ROUND

New Hampshire 55, Colgate 21
 UNI 41, Eastern Wash. 38
 Cal Poly 35, Montana 21
 Texas St. 50, Ga. Southern 35
 Richmond 38, Hampton 10
 Furman 14, Nicholls St. 12
 Southern Ill. 21, Eastern Ill. 6
 Appalachian St. 34, Lafayette 23

QUARTERFINALS

UNI 24, New Hampshire 21
 Texas St. 14, Cal Poly 7
 Furman 24, Richmond 20
 Appalachian St. 38, Southern Ill. 24

SEMIFINALS

UNI 40, Texas St. 37 (ot)
 Appalachian St. 29, Furman 23

CHAMPIONSHIP

Appalachian St. 21, UNI 16

Individual Records

GAME

NET YARDS RUSHING

333—Adrian Peterson, Ga. Southern (38) vs. Massachusetts (21), 12-4-99.

RUSHES ATTEMPTED

46—Tamron Smith, Youngstown St. (10) vs. Samford (0), 12-14-91.

TOUCHDOWNS BY RUSHING

6—Sean Sanders, Weber St. (59) vs. Idaho (30), 11-28-87.

NET YARDS PASSING

517—Todd Hammel, Stephen F. Austin (59) vs. Grambling (56), 11-25-89.

PASSES ATTEMPTED

82—Steve McNair, Alcorn St. (20) vs. Youngstown St. (63), 11-25-94.

PASSES COMPLETED

52—Steve McNair, Alcorn St. (20) vs. Youngstown St. (63), 11-25-94.

PASSES HAD INTERCEPTED

7—Jeff Gilbert, Western Caro. (7) vs. Southern Ill. (43), 12-17-83.

TOUCHDOWN PASSES

6—Mike Smith, UNI (41) vs. La.-Monroe (44), 12-12-87; Clemente Gordon, Grambling (56) vs. Stephen F. Austin (59), 11-25-89.

COMPLETION PERCENTAGE

(Min. 15 Attempts)

.882—Jeff Ryan, Youngstown St. (41) vs. N.C. A&T (3), 12-4-99 (15 of 17).

NET YARDS RUSHING AND PASSING

539—Todd Hammel, Stephen F. Austin (59) vs. Grambling (56), 11-25-89 (22 rushing, 517 passing).

RUSHING AND PASSING PLAYS

91—Steve McNair, Alcorn St. (20) vs. Youngstown St. (63), 11-25-94 (9 rushing, 82 passing).

PUNTING AVERAGE

(Min. 3 Punts)

54.5—Jay Heibel, Lehigh (22) vs. Delaware (47), 12-2-2000 (4 for 218).

PUNTS

14—Fred McRae, Jackson St. (0) vs. Stephen F. Austin (24), 11-26-88.

RECEPTIONS

18—Brian Forster, Rhode Island (23) vs. Richmond (17), 12-1-84.

NET YARDS RECEIVING

288—Randy Moss, Marshall (59) vs. Delaware (14), 11-30-96 (8 catches).

TOUCHDOWN RECEPTIONS

4—Tony DiMaggio, Rhode Island (35) vs. Akron (27), 11-30-85; Randy Moss, Marshall (49) vs. Montana (29), 12-21-96.

INTERCEPTIONS

4—Greg Shipp, Southern Ill. (43) vs. Western Caro. (7), 12-17-83.

YARDS GAINED ON INTERCEPTION RETURNS

117—Kevin Sullivan, Massachusetts (44) vs. Nevada (21), 12-9-78.

YARDS GAINED ON PUNT RETURNS

121—Darren Sharper, William & Mary (45) vs. Jackson St. (6), 11-30-96.

YARDS GAINED ON KICKOFF RETURNS

232—Mike Cadore, Eastern Ky. (32) vs. La.-Monroe (33), 12-5-87, 6 returns, 1 for 99-yard TD.

POINTS

36—Sean Sanders, Weber St. (59) vs. Idaho (30), 11-28-87.

TOUCHDOWNS

6—Sean Sanders, Weber St. (59) vs. Idaho (30), 11-28-87.

EXTRA POINTS

10—Andy Larson, Montana (70) vs. Stephen F. Austin (14), 12-9-95.

FIELD GOALS

5—Matt Fordyce, Fordham (29) vs. Northeastern (24), 11-30-2002; Justin Langan, Western Ill. (43) vs. Montana St. (40) (2 ot), 11-29-2003.

TOURNAMENT

NET YARDS RUSHING

897—Adrian Peterson, Ga. Southern, 1999 (134 vs. Northern Ariz., 333 vs. Massachusetts, 183 vs. Illinois St., 247 vs. Youngstown St.)

RUSHES ATTEMPTED

123—Ray Whalen, Nevada, 1990 (21 vs. La.-Monroe, 34 vs. Furman, 44 vs. Boise St., 24 vs. Ga. Southern).

NET YARDS PASSING

1,500—Dave Dickenson, Montana, 1995 (441 vs. Eastern Ky., 408 vs. Ga. Southern, 370 vs. Stephen F. Austin, 281 vs. Marshall).

PASSES ATTEMPTED

177—Jeff Gilbert, Western Caro., 1983 (47 vs. Colgate, 52 vs. Holy Cross, 45 vs. Furman, 33 vs. Southern Ill.); Brian Ah Yat, Montana, 1996 (48 vs. Nicholls St., 34 vs. East Tenn. St., 40 vs. Troy, 55 vs. Marshall).

PASSES COMPLETED

122—Dave Dickenson, Montana, 1995 (31 vs. Eastern Ky., 37 vs. Ga. Southern, 25 vs. Stephen F. Austin, 29 vs. Marshall).

PASSES HAD INTERCEPTED

11—Todd Hammel, Stephen F. Austin, 1989 (0 vs. Grambling, 4 vs. Missouri St., 2 vs. Furman, 5 vs. Ga. Southern).

TOUCHDOWN PASSES

14—Todd Hammel, Stephen F. Austin, 1989 (5 vs. Grambling, 4 vs. Missouri St., 2 vs. Furman, 3 vs. Ga. Southern).

COMPLETION PERCENTAGE

(Min. 40 Completions)

.769—Giovanni Carmazzi, Hofstra, 1999, 50 of 65 (22-30 vs. Lehigh, 28-35 vs. Illinois St.)

RECEPTIONS

41—Joe Douglass, Montana, 1996 (10 vs. Nicholls St., 10 vs. East Tenn. St., 8 vs. Troy, 13 vs. Marshall).

NET YARDS RECEIVING

636—Randy Moss, Marshall, 1996 (288 vs. Delaware, 82 vs. Furman, 46 vs. UNI, 220 vs. Montana).

TOUCHDOWN RECEPTIONS

10—Randy Moss, Marshall, 1996 (3 vs. Delaware, 2 vs. Furman, 1 vs. UNI, 4 vs. Montana).

POINTS

74—Adrian Peterson, Ga. Southern, 1999 (6 vs. Northern Ariz., 32 vs. Massachusetts, 18 vs. Illinois St., 18 vs. Youngstown St.).

TOUCHDOWNS

12—Adrian Peterson, Ga. Southern, 1999 (1 vs. Northern Ariz., 5 vs. Massachusetts, 3 vs. Illinois St., 3 vs. Youngstown St.).

LONGEST PLAYS

RUSH

90—Henry Fields, McNeese St. (38) vs. Idaho (21), 11-26-94, TD.

PASS (INCLUDING RUN)

90—Paul Singer 22 pass to Derek Swanson and 68 fumble recovery advancement by Steve Williams, Western Ill. (32) vs. Western Ky. (35), 11-26-88.

FIELD GOAL

56—Tony Zendejas, Nevada (27) vs. Idaho St. (20), 11-26-83.

PUNT

88—Mike Cassidy, Rhode Island (20) vs. Montana St. (32), 12-8-84.

PUNT RETURN

86—Antonio Veals, Western Ky. (59) vs. Murray St. (20), 11-30-2002, TD.

KICKOFF RETURN

100—Chris Fontenette, McNeese St. (7) vs. UNI (29), 12-5-92, TD.

INTERCEPTION RETURN

100—Melvin Cunningham, Marshall (28) vs. James Madison (21) (ot), 12-3-94, TD; Paul Williams, Delaware (38) vs. Hofstra (17), 11-25-95, TD.

FUMBLE RETURN

95—Randy Smith, Youngstown St. (63) vs. Alcorn St. (20), 11-25-94, TD.

Team Records

GAME

FIRST DOWNS

41—Montana (45) vs. Ga. Southern (0), 12-2-95.

FIRST DOWNS BY RUSHING

26—La.-Monroe (78) vs. Alcorn St. (27), 11-28-92.

FIRST DOWNS BY PASSING

29—Alcorn St. (20) vs. Youngstown St. (63), 11-25-94.

NET YARDS RUSHING

638—Ga. Southern (59) vs. Youngstown St. (24), 12-18-99 (59 rushes).

RUSHES ATTEMPTED

81—Youngstown St. (10) vs. Samford (0), 12-14-91.

NET YARDS PASSING

537—Montana (30) vs. McNeese St. (28), 12-3-94.

PASSES ATTEMPTED

90—Rhode Island (15) vs. Furman (59), 12-7-85.

PASSES COMPLETED

52—Alcorn St. (20) vs. Youngstown St. (63), 11-25-94.

PASSES HAD INTERCEPTED

7—Western Caro. (7) vs. Southern Ill. (43), 12-17-83; Rhode Island (15) vs. Furman (59), 12-7-85; Weber St. (23) vs. Marshall (51), 12-5-87.

COMPLETION PERCENTAGE

(Min. 20 Attempts)

.850—Illinois St. (37) vs. Hofstra (20), 12-4-99 (34 of 40).

NET YARDS RUSHING AND PASSING

742—La.-Monroe (78) vs. Alcorn St. (27), 11-28-92 (502 rushing, 240 passing).

RUSHING AND PASSING PLAYS

114—Nevada (42) vs. Furman (35) (3 ot), 12-1-90 (47 rushing, 67 passing).

PUNTING AVERAGE

(Min. 4 Punts)

54.5—Lehigh (22) vs. Delaware (47), 12-2-2000 (4 for 218).

PUNTS

14—Jackson St. (0) vs. Stephen F. Austin (24), 11-26-88.

PUNTS BLOCKED

2—Florida A&M (35) vs. Massachusetts (28), 12-16-78; Boise St. (14) vs. Grambling (9), 12-13-80.

YARDS GAINED ON PUNT RETURNS

128—William & Mary (45) vs. Jackson St. (6), 11-30-96.

YARDS GAINED ON KICKOFF RETURNS

244—Hampton (35) vs. William & Mary (42), 11-27-2004.

YARDS GAINED ON INTERCEPTION RETURNS

164—Marshall (51) vs. Weber St. (23), 12-5-87.

YARDS PENALIZED

172—Tennessee St. (32) vs. Jackson St. (23), 11-29-86.

FUMBLES LOST

7—Jackson St. (8) vs. Marshall (38), 11-25-95.

POINTS

78—La.-Monroe vs. Alcorn St. (27), 11-28-92.

TOURNAMENT**FIRST DOWNS**

125—Montana, 1995 (25 vs. Eastern Ky., 41 vs. Ga. Southern, 38 vs. Stephen F. Austin, 21 vs. Marshall).

NET YARDS RUSHING

2,030—Ga. Southern, 1999 (559 vs. Northern Ariz., 470 vs. Massachusetts, 363 vs. Illinois St., 638 vs. Youngstown St.).

NET YARDS PASSING

1,703—Montana, 1996 (447 vs. Nicholls St., 467 vs. East Tenn. St., 454 vs. Troy, 335 vs. Marshall).

NET YARDS RUSHING AND PASSING

2,253—Ga. Southern, 1999 (659 vs. Northern Ariz., 500 vs. Massachusetts, 439 vs. Illinois St., 655 vs. Youngstown St.).

PASSES ATTEMPTED

197—Montana, 1996 (53 vs. Nicholls St., 44 vs. East Tenn. St., 45 vs. Troy, 55 vs. Marshall).

PASSES COMPLETED

137—Montana, 1995 (35 vs. Eastern Ky., 42 vs. Ga. Southern, 31 vs. Stephen F. Austin, 29 vs. Marshall).

PASSES HAD INTERCEPTED

11—Stephen F. Austin, 1989 (0 vs. Grambling, 4 vs. Missouri St., 2 vs. Furman, 5 vs. Ga. Southern).

PUNTS

29—UNI, 1992 (11 vs. Eastern Wash., 10 vs. McNeese St., 8 vs. Youngstown St.).

YARDS PENALIZED

350—Ga. Southern, 1986 (106 vs. N.C. A&T, 104 vs. Nicholls St., 75 vs. Nevada, 65 vs. Arkansas St.).

FUMBLES LOST

10—Appalachian St., 2005 (2 vs. Lafayette, 3 vs. Southern Ill., 3 vs. Furman, 2 vs. UNI).

POINTS

203—Ga. Southern, 1986 (52 vs. N.C. A&T, 55 vs. Nicholls St., 48 vs. Nevada, 48 vs. Arkansas St.).

Championship Game Records

INDIVIDUAL**NET YARDS RUSHING**

247—Adrian Peterson, Ga. Southern (59) vs. Youngstown St. (24), 1999 (25 rushes).

RUSHES ATTEMPTED

35—Marcel Shipp, Massachusetts (55) vs. Ga. Southern (43), 1998 (244 yards).

TOUCHDOWNS BY RUSHING

4—John Bagwell, Furman (42) vs. Ga. Southern (44), 1985.

NET YARDS PASSING

474—Tony Peterson, Marshall (42) vs. La.-Monroe (43), 1987 (28 of 54).

PASSES ATTEMPTED

57—Kelly Bradley, Montana St. (19) vs. Louisiana Tech (6), 1984 (32 completions).

PASSES COMPLETED

36—Brian Ah Yat, Montana (29) vs. Marshall (49), 1996 (55 attempts).

PASSES HAD INTERCEPTED

7—Jeff Gilbert, Western Caro. (7) vs. Southern Ill. (43), 1983.

TOUCHDOWN PASSES

4—Tracy Ham, Ga. Southern (44) vs. Furman (42), 1985; Tony Peterson, Marshall (42) vs. La.-Monroe (43), 1987; Eric Kresser, Marshall (49) vs. Montana (29), 1996.

COMPLETION PERCENTAGE**(Min. 8 Attempts)**

.875—Mark Brungard, Youngstown St. (17) vs. Marshall (5), 1993 (7 of 8).

NET YARDS RUSHING AND PASSING

509—Tracy Ham, Ga. Southern (44) vs. Furman (42), 1985 (90 rushing, 419 passing; 56 plays).

RUSHING AND PASSING PLAYS

67—Brian Ah Yat, Montana (29) vs. Marshall (49), 1996 (12 rush, 55 pass; 301 yards).

PUNTING AVERAGE**(Min. 3 Punts)**

51.0—Andrew Maclay, Massachusetts (55) vs. Ga. Southern (43), 1998 (4 for 204).

PUNTS

10—Rick Titus, Delaware (14) vs. Eastern Ky. (17), 1982 (41.6 average).

RECEPTIONS

13—Joe Douglass, Montana (29) vs. Marshall (49), 1996 (117 yards).

RECEIVING YARDS

220—Randy Moss, Marshall (49) vs. Montana (29), 1996 (9 catches).

TOUCHDOWN RECEPTIONS

4—Randy Moss, Marshall (49) vs. Montana (29), 1996 (9 catches for 220 yards).

INTERCEPTIONS

4—Greg Shipp, Southern Ill. (43) vs. Western Caro. (7), 1983.

YARDS GAINED ON INTERCEPTION RETURNS

58—Chris Cook, Boise St. (14) vs. Youngstown St. (28), 1994 (1 interception).

YARDS GAINED ON PUNT RETURNS

99—Anthony Williams, Ga. Southern (59) vs. Youngstown St. (24), 1999 (6 returns).

YARDS GAINED ON KICKOFF RETURNS

213—Andre Coleman, Youngstown St. (24) vs. Ga. Southern (59), 1999 (9 returns).

POINTS

24—John Bagwell, Furman (42) vs. Ga. Southern (44), 1985; Randy Moss, Marshall (49) vs. Montana (29), 1996.

TOUCHDOWNS

4—John Bagwell, Furman (42) vs. Ga. Southern (44), 1985; Randy Moss, Marshall (49) vs. Montana (29), 1996.

EXTRA POINTS

8—Chris Chambers, Ga. Southern (59) vs. Youngstown St. (24), 1999.

FIELD GOALS

4—Tim Foley, Ga. Southern (48) vs. Arkansas St. (21), 1986.

LONGEST PLAYS**RUSH**

73—Mark Myers, Ga. Southern (27) vs. Montana (25), 2000.

PASS COMPLETION

79—Tracy Ham to Ricky Harris, Ga. Southern (48) vs. Arkansas St. (21), 1986.

FIELD GOAL

55—David Cool, Ga. Southern (12) vs. Furman (17), 1988.

PUNT

72—Rick Titus, Delaware (14) vs. Eastern Ky. (17), 1982.

TEAM**FIRST DOWNS**

32—James Madison (31) vs. Montana (21), 2004 (20 rushing, 10 passing, 2 by penalty).

FIRST DOWNS BY RUSHING

23—Ga. Southern (59) vs. Youngstown St. (24), 1999.

FIRST DOWNS BY PASSING

19—Marshall (42) vs. La.-Monroe (43), 1987.

FIRST DOWNS BY PENALTY

3—Eastern Ky. (23) vs. Idaho St. (34), 1981; Furman (42) vs. Ga. Southern (44), 1985; La.-Monroe (43) vs. Marshall (42), 1987; Montana (29) vs. Marshall (49), 1996.

NET YARDS RUSHING

638—Ga. Southern (59) vs. Youngstown St. (24), 1999 (59 rushes).

RUSHES ATTEMPTED

76—Florida A&M (35) vs. Massachusetts (28), 1978 (470 yards).

NET YARDS PASSING

474—Marshall (42) vs. La.-Monroe (43), 1987 (28 of 54).

PASSES ATTEMPTED

57—Montana St. (19) vs. Louisiana Tech (6), 1984 (32 completions).

PASSES COMPLETED

36—Montana (29) vs. Marshall (49), 1996 (55 attempts).

COMPLETION PERCENTAGE**(Min. 10 Attempts)**

.760—Southern Ill. (43) vs. Western Caro. (7), 1983 (19 of 25).

PASSES HAD INTERCEPTED

7—Western Caro. (7) vs. Southern Ill. (43), 1983.

NET YARDS RUSHING AND PASSING

655—Ga. Southern (59) vs. Youngstown St. (24), 1999 (638 rushing, 17 passing; 63 plays).

RUSHING AND PASSING PLAYS

90—Montana (29) vs. Marshall (49), 1996 (35 rushing, 55 passing; 430 yards).

PUNTING AVERAGE**(Min. 3 Punts)**

51.0—Massachusetts (55) vs. Ga. Southern (43), 1998 (4 for 204).

PUNTS

10—Delaware (14) vs. Eastern Ky. (17), 1982 (41.6 average).

YARDS GAINED ON PUNT RETURNS

99—Ga. Southern (59) vs. Youngstown St. (24), 1999 (7 returns).

YARDS GAINED ON KICKOFF RETURNS

229—Western Caro. (7) vs. Southern Ill. (43), 1983 (8 returns).

YARDS GAINED ON INTERCEPTION RETURNS

70—Marshall (31) vs. Youngstown St. (28), 1992 (2 interceptions).

YARDS PENALIZED

162—Idaho St. (34) vs. Eastern Ky. (23), 1981 (12 penalties).

FUMBLES

6—Ga. Southern (43) vs. Massachusetts (55), 1998 (6 lost).

FUMBLES LOST

6—Ga. Southern (43) vs. Massachusetts (55), 1998 (6 fumbles).

POINTS

59—Ga. Southern vs. Youngstown St. (24), 1999.

ATTENDANCE

32,106—Marshall University Stadium, Huntington, W.Va., 1995.

Won-Lost Records in Tournament Play

| Team (Years Participated) | Yrs. | Won | Lost | Pct. | 1st | 2nd |
|--|------|-----|------|------|-----|-----|
| Akron (1985) | 1 | 0 | 1 | .000 | 0 | 0 |
| Alcorn St. (1984-92-94) | 3 | 0 | 3 | .000 | 0 | 0 |
| Appalachian St. (1986-87-89-91-92-94-95-98-99-2000-01-02-05) | 13 | 12 | 12 | .500 | 1 | 0 |
| Arkansas St. (1984-85-86-87) | 4 | 6 | 4 | .600 | 0 | 1 |
| Bethune-Cookman (2002-03) | 2 | 0 | 2 | .000 | 0 | 0 |
| Boise St. (1980-81-88-90-94) | 5 | 8 | 4 | .667 | 1 | 1 |
| Boston U. (1982-83-84-93-94) | 5 | 2 | 5 | .286 | 0 | 0 |
| Cal Poly (2005) | 1 | 1 | 1 | .500 | 0 | 0 |
| UCF (1990-93) | 2 | 2 | 2 | .500 | 0 | 0 |
| Chattanooga (1984) | 1 | 0 | 1 | .000 | 0 | 0 |
| Citadel (1988-90-92) | 3 | 1 | 3 | .250 | 0 | 0 |
| Colgate (1982-83-97-98-99-2003-05) | 7 | 4 | 7 | .364 | 0 | 1 |
| Connecticut (1998) | 1 | 1 | 1 | .500 | 0 | 0 |
| Delaware (1981-82-86-88-91-92-93-95-96-97-2000-03-04) | 13 | 16 | 12 | .571 | 1 | 1 |
| East Tenn. St. (1996) | 1 | 1 | 1 | .500 | 0 | 0 |
| Eastern Ill. (1982-83-86-89-95-96-2000-01-02-05) | 10 | 3 | 10 | .231 | 0 | 0 |
| Eastern Ky. (1979-80-81-82-83-84-86-87-88-89-90-91-92-93-94-95-97) | 17 | 16 | 15 | .516 | 2 | 2 |
| Eastern Wash. (1985-92-97-2004-05) | 5 | 4 | 5 | .444 | 0 | 0 |
| Florida A&M (1978-96-97-98-99-2000-01) | 7 | 5 | 6 | .455 | 1 | 0 |
| Fla. Atlantic (2003) | 1 | 2 | 1 | .667 | 0 | 0 |
| Fordham (2002) | 1 | 1 | 1 | .500 | 0 | 0 |
| Furman (1982-83-85-86-88-89-90-96-99-2000-01-02-04-05) | 14 | 17 | 13 | .567 | 1 | 2 |
| Ga. Southern (1985-86-87-88-89-90-93-95-97-98-99-2000-01-02-04-05) | 16 | 38 | 10 | .792 | 6 | 2 |
| Grambling (1980-85-89) | 3 | 0 | 3 | .000 | 0 | 0 |
| Hampton (1997-98-2004-05) | 4 | 0 | 4 | .000 | 0 | 0 |
| Hofstra (1995-97-99-2000-01) | 5 | 2 | 5 | .286 | 0 | 0 |
| Holy Cross (1983) | 1 | 0 | 1 | .000 | 0 | 0 |
| Howard (1993) | 1 | 0 | 1 | .000 | 0 | 0 |
| Idaho (1982-85-86-87-88-89-90-92-93-94-95) | 11 | 6 | 11 | .353 | 0 | 0 |
| Idaho St. (1981-83) | 2 | 3 | 1 | .750 | 1 | 0 |
| Illinois St. (1998-99) | 2 | 2 | 2 | .500 | 0 | 0 |
| Indiana St. (1983-84) | 2 | 1 | 2 | .333 | 0 | 0 |
| Jackson St. (1978-81-82-85-86-87-88-89-90-95-96-97) | 12 | 0 | 12 | .000 | 0 | 0 |
| Jacksonville St. (2003-04) | 2 | 0 | 2 | .000 | 0 | 0 |
| James Madison (1987-91-94-95-99-2004) | 6 | 6 | 5 | .545 | 1 | 0 |
| Lafayette (2004-05) | 2 | 0 | 2 | .000 | 0 | 0 |
| Lehigh (1979-80-98-99-2000-01-04) | 7 | 4 | 7 | .364 | 0 | 1 |
| La.-Monroe (1987-90-92-93) | 4 | 5 | 3 | .625 | 1 | 0 |
| Louisiana Tech (1982-84) | 2 | 4 | 2 | .667 | 0 | 1 |
| Maine (1987-89-2001-02) | 4 | 2 | 4 | .333 | 0 | 0 |
| Marshall (1987-88-91-92-93-94-95-96) | 8 | 23 | 6 | .793 | 2 | 4 |
| Massachusetts (1978-88-90-98-99-2003) | 6 | 6 | 5 | .545 | 1 | 1 |
| McNeese St. (1991-92-93-94-95-97-98-2000-01-02-03) | 11 | 11 | 11 | .500 | 0 | 2 |
| Middle Tenn. (1984-85-89-90-91-92-94) | 7 | 6 | 7 | .462 | 0 | 0 |
| Mississippi Val. (1984) | 1 | 0 | 1 | .000 | 0 | 0 |
| Missouri St. (1989-90) | 2 | 1 | 2 | .333 | 0 | 0 |
| Montana (1982-88-89-93-94-95-96-97-98-99-2000-01-02-03-04-05) | 16 | 22 | 14 | .611 | 2 | 3 |
| Montana St. (1984-2002-03) | 3 | 3 | 2 | .600 | 1 | 0 |
| Murray St. (1979-86-95-96-2002) | 5 | 1 | 5 | .167 | 0 | 0 |
| Nevada (1978-79-83-85-86-90-91) | 7 | 9 | 7 | .563 | 0 | 1 |
| New Hampshire (1991-94-2004-05) | 4 | 2 | 4 | .333 | 0 | 0 |
| Nicholls St. (1986-96-2005) | 3 | 1 | 3 | .250 | 0 | 0 |
| N.C. A&T (1986-92-99-2003) | 4 | 1 | 4 | .200 | 0 | 0 |
| North Texas (1983-87-88-94) | 4 | 0 | 4 | .000 | 0 | 0 |
| Northeastern (2002) | 1 | 0 | 1 | .000 | 0 | 0 |
| Northern Ariz.# (1996-2001-03) | 3 | 1 | 3 | .250 | 0 | 0 |
| UNL (1985-87-90-91-92-93-94-95-96-2001-03-05) | 12 | 15 | 12 | .556 | 0 | 1 |
| Northwestern St. (1988-97-98-2001-02-04) | 6 | 3 | 6 | .333 | 0 | 0 |
| Portland St. (2000) | 1 | 0 | 1 | .000 | 0 | 0 |
| Rhode Island (1981-84-85) | 3 | 2 | 3 | .400 | 0 | 0 |
| Richmond (1984-87-98-2000-05) | 5 | 3 | 5 | .375 | 0 | 0 |
| Sam Houston St. (1986-91-2001-04) | 4 | 3 | 4 | .429 | 0 | 0 |
| Samford (1991-92) | 2 | 2 | 2 | .500 | 0 | 0 |
| South Carolina St. (1981-82) | 2 | 2 | 2 | .500 | 0 | 0 |
| Southern Ill. (1983-2003-04-05) | 4 | 4 | 3 | .571 | 1 | 0 |
| Stephen F. Austin† (1988-93-95) | 3 | 3 | 3 | .500 | 0 | 0 |
| Tennessee St.* (1986-98-99) | 3 | 1 | 3 | .250 | 0 | 0 |
| Texas St. (2005) | 1 | 2 | 1 | .667 | 0 | 0 |
| Troy (1993-94-95-96-98-99-2000) | 7 | 5 | 7 | .417 | 0 | 0 |
| Villanova (1989-91-92-96-97-2002) | 6 | 3 | 6 | .333 | 0 | 0 |
| Weber St. (1987-91) | 2 | 1 | 2 | .333 | 0 | 0 |
| Western Caro. (1983) | 1 | 3 | 1 | .750 | 0 | 1 |
| Western Ill. (1988-91-96-97-98-2000-02-03) | 8 | 5 | 8 | .385 | 0 | 0 |
| Western Ky. (1987-88-97-2000-01-02-03-04) | 8 | 8 | 7 | .533 | 1 | 0 |
| William & Mary (1986-89-90-93-96-2001-04) | 7 | 4 | 7 | .364 | 0 | 0 |
| Wofford (2003) | 1 | 2 | 1 | .667 | 0 | 0 |
| Youngstown St. (1987-89-90-91-92-93-94-97-99-2000) | 10 | 23 | 6 | .793 | 4 | 2 |

#Northern Arizona's competition in the 1999 Division I-AA championship was vacated by action of the NCAA Committee on Infractions (record was 0-1).

†Stephen F. Austin's competition in the 1989 Division I-AA championship was vacated by action of the NCAA Committee on Infractions (record was 3-1).

*Tennessee State's competition in the 1981 and 1982 Division I-AA championships was vacated by action of the NCAA Committee on Infractions (record was 1-2).

Year-by-Year Division I-AA Championship Results

| Year (Number of Teams) | Coach | Record | Result |
|------------------------|-------------------|--------|-----------------|
| 1978 (4) | | | |
| Florida A&M..... | Rudy Hubbard | 2-0 | Champion |
| Massachusetts..... | Bob Pickett | 1-1 | Second |
| Jackson St..... | W.C. Gorden | 0-1 | Lost 1st Round |
| Nevada..... | Chris Ault | 0-1 | Lost 1st Round |
| 1979 (4) | | | |
| Eastern Ky..... | Roy Kidd | 2-0 | Champion |
| Lehigh..... | John Whitehead | 1-1 | Second |
| Murray St..... | Mike Gottfried | 0-1 | Lost 1st Round |
| Nevada..... | Chris Ault | 0-1 | Lost 1st Round |
| 1980 (4) | | | |
| Boise St..... | Jim Criner | 2-0 | Champion |
| Eastern Ky..... | Roy Kidd | 1-1 | Second |
| Grambling..... | Eddie Robinson | 0-1 | Lost 1st Round |
| Lehigh..... | John Whitehead | 0-1 | Lost 1st Round |
| 1981 (8) | | | |
| Idaho St..... | Dave Kragthorpe | 3-0 | Champion |
| Eastern Ky..... | Roy Kidd | 2-1 | Second |
| Boise St..... | Jim Criner | 1-1 | Semifinalist |
| South Carolina St..... | Bill Davis | 1-1 | Semifinalist |
| Delaware..... | Tubby Raymond | 0-1 | Lost 1st Round |
| Jackson St..... | W.C. Gorden | 0-1 | Lost 1st Round |
| Rhode Island..... | Bob Griffin | 0-1 | Lost 1st Round |
| *Tennessee St..... | John Merritt | 0-1 | Vacated |
| 1982 (12) | | | |
| Eastern Ky..... | Roy Kidd | 3-0 | Champion |
| Delaware..... | Tubby Raymond | 2-1 | Second |
| Louisiana Tech..... | Billy Brewer | 1-1 | Semifinalist |
| *Tennessee St..... | John Merritt | 1-1 | Vacated |
| Colgate..... | Fred Dunlap | 1-1 | Quarterfinalist |
| Eastern Ill..... | Darrell Mudra | 1-1 | Quarterfinalist |
| Idaho..... | Dennis Erickson | 1-1 | Quarterfinalist |
| South Carolina St..... | Bill Davis | 1-1 | Quarterfinalist |
| Boston U..... | Rick Taylor | 0-1 | Lost 1st Round |
| Furman..... | Dick Sheridan | 0-1 | Lost 1st Round |
| Jackson St..... | W.C. Gorden | 0-1 | Lost 1st Round |
| Montana..... | Larry Donovan | 0-1 | Lost 1st Round |
| 1983 (12) | | | |
| Southern Ill..... | Rey Dempsey | 3-0 | Champion |
| Western Caro..... | Bob Waters | 3-1 | Second |
| Furman..... | Dick Sheridan | 1-1 | Semifinalist |
| Nevada..... | Chris Ault | 2-1 | Semifinalist |
| Boston U..... | Rick Taylor | 1-1 | Quarterfinalist |
| Holy Cross..... | Rick Carter | 0-1 | Quarterfinalist |
| Indiana St..... | Dennis Raetz | 1-1 | Quarterfinalist |
| North Texas..... | Corky Nelson | 0-1 | Quarterfinalist |
| Colgate..... | Fred Dunlap | 0-1 | Lost 1st Round |
| Eastern Ill..... | Al Molde | 0-1 | Lost 1st Round |
| Eastern Ky..... | Roy Kidd | 0-1 | Lost 1st Round |
| Idaho St..... | Jim Koetter | 0-1 | Lost 1st Round |
| 1984 (12) | | | |
| Montana St..... | Dave Arnold | 3-0 | Champion |
| Louisiana Tech..... | A.L. Williams | 3-1 | Second |
| Middle Tenn..... | James Donnelly | 2-1 | Semifinalist |
| Rhode Island..... | Bob Griffin | 1-1 | Semifinalist |
| Alcorn St..... | Marino Casem | 0-1 | Quarterfinalist |
| Arkansas St..... | Larry Lacewell | 1-1 | Quarterfinalist |
| Indiana St..... | Dennis Raetz | 0-1 | Quarterfinalist |
| Richmond..... | Dal Shealy | 1-1 | Quarterfinalist |
| Boston U..... | Rick Taylor | 0-1 | Lost 1st Round |
| Chattanooga..... | Buddy Nix | 0-1 | Lost 1st Round |
| Eastern Ky..... | Roy Kidd | 0-1 | Lost 1st Round |
| Mississippi Val..... | Archie Cooley Jr. | 0-1 | Lost 1st Round |
| 1985 (12) | | | |
| Ga. Southern..... | Erk Russell | 4-0 | Champion |
| Furman..... | Dick Sheridan | 2-1 | Second |
| Nevada..... | Chris Ault | 1-1 | Semifinalist |
| UNI..... | Darrell Mudra | 1-1 | Semifinalist |
| Arkansas St..... | Larry Lacewell | 1-1 | Quarterfinalist |
| Eastern Wash..... | Dick Zornes | 1-1 | Quarterfinalist |
| Middle Tenn..... | James Donnelly | 0-1 | Quarterfinalist |
| Rhode Island..... | Bob Griffin | 1-1 | Quarterfinalist |
| Akron..... | Jim Dennison | 0-1 | Lost 1st Round |
| Grambling..... | Eddie Robinson | 0-1 | Lost 1st Round |
| Idaho..... | Dennis Erickson | 0-1 | Lost 1st Round |
| Jackson St..... | W.C. Gorden | 0-1 | Lost 1st Round |

| Year (Number of Teams) | Coach | Record | Result |
|-------------------------|-------------------|--------|-----------------|
| 1986 (16) | | | |
| Ga. Southern..... | Erk Russell | 4-0 | Champion |
| Arkansas St..... | Larry Lacewell | 3-1 | Second |
| Eastern Ky..... | Roy Kidd | 2-1 | Semifinalist |
| Nevada..... | Chris Ault | 2-1 | Semifinalist |
| Delaware..... | Tubby Raymond | 1-1 | Quarterfinalist |
| Eastern Ill..... | Al Molde | 1-1 | Quarterfinalist |
| Nicholls St..... | Sonny Jackson | 1-1 | Quarterfinalist |
| Tennessee St..... | William Thomas | 1-1 | Quarterfinalist |
| Appalachian St..... | Sparky Woods | 0-1 | Lost 1st Round |
| Furman..... | Jimmy Satterfield | 0-1 | Lost 1st Round |
| Idaho..... | Keith Gilbertson | 0-1 | Lost 1st Round |
| Jackson St..... | W.C. Gorden | 0-1 | Lost 1st Round |
| Murray St..... | Frank Beamer | 0-1 | Lost 1st Round |
| N.C. A&T..... | Maurice Forte | 0-1 | Lost 1st Round |
| Sam Houston St..... | Ron Randleman | 0-1 | Lost 1st Round |
| William & Mary..... | Jimmye Laycock | 0-1 | Lost 1st Round |
| 1987 (16) | | | |
| La.-Monroe..... | Pat Collins | 4-0 | Champion |
| Marshall..... | George Champ | 3-1 | Second |
| Appalachian St..... | Sparky Woods | 2-1 | Semifinalist |
| UNI..... | Darrell Mudra | 2-1 | Semifinalist |
| Arkansas St..... | Larry Lacewell | 1-1 | Quarterfinalist |
| Eastern Ky..... | Roy Kidd | 1-1 | Quarterfinalist |
| Ga. Southern..... | Erk Russell | 1-1 | Quarterfinalist |
| Weber St..... | Mike Price | 1-1 | Quarterfinalist |
| Idaho..... | Keith Gilbertson | 0-1 | Lost 1st Round |
| Jackson St..... | W.C. Gorden | 0-1 | Lost 1st Round |
| James Madison..... | Joe Purzycki | 0-1 | Lost 1st Round |
| Maine..... | Tim Murphy | 0-1 | Lost 1st Round |
| North Texas..... | Corky Nelson | 0-1 | Lost 1st Round |
| Richmond..... | Dal Shealy | 0-1 | Lost 1st Round |
| Western Ky..... | Dave Roberts | 0-1 | Lost 1st Round |
| Youngstown St..... | Jim Tressel | 0-1 | Lost 1st Round |
| 1988 (16) | | | |
| Furman..... | Jimmy Satterfield | 4-0 | Champion |
| Ga. Southern..... | Erk Russell | 3-1 | Second |
| Eastern Ky..... | Roy Kidd | 2-1 | Semifinalist |
| Idaho..... | Keith Gilbertson | 2-1 | Semifinalist |
| Marshall..... | George Champ | 1-1 | Quarterfinalist |
| Northwestern St..... | Sam Goodwin | 1-1 | Quarterfinalist |
| Stephen F. Austin..... | Jim Hess | 1-1 | Quarterfinalist |
| Western Ky..... | Dave Roberts | 1-1 | Quarterfinalist |
| Boise St..... | Skip Hall | 0-1 | Lost 1st Round |
| Citadel..... | Charlie Taaffe | 0-1 | Lost 1st Round |
| Delaware..... | Tubby Raymond | 0-1 | Lost 1st Round |
| Jackson St..... | W.C. Gorden | 0-1 | Lost 1st Round |
| Massachusetts..... | Jim Reid | 0-1 | Lost 1st Round |
| Montana..... | Don Read | 0-1 | Lost 1st Round |
| North Texas..... | Corky Nelson | 0-1 | Lost 1st Round |
| Western Ill..... | Bruce Craddock | 0-1 | Lost 1st Round |
| 1989 (16) | | | |
| Ga. Southern..... | Erk Russell | 4-0 | Champion |
| *Stephen F. Austin..... | Lynn Graves | 3-1 | Vacated |
| Furman..... | Jimmy Satterfield | 2-1 | Semifinalist |
| Montana..... | Don Read | 2-1 | Semifinalist |
| Eastern Ill..... | Bob Spoo | 1-1 | Quarterfinalist |
| Middle Tenn..... | James Donnelly | 1-1 | Quarterfinalist |
| Missouri St..... | Jesse Branch | 1-1 | Quarterfinalist |
| Youngstown St..... | Jim Tressel | 1-1 | Quarterfinalist |
| Appalachian St..... | Jerry Moore | 0-1 | Lost 1st Round |
| Eastern Ky..... | Roy Kidd | 0-1 | Lost 1st Round |
| Grambling..... | Eddie Robinson | 0-1 | Lost 1st Round |
| Idaho..... | John L. Smith | 0-1 | Lost 1st Round |
| Jackson St..... | W.C. Gorden | 0-1 | Lost 1st Round |
| Maine..... | Tom Lichtenberg | 0-1 | Lost 1st Round |
| Villanova..... | Andy Talley | 0-1 | Lost 1st Round |
| William & Mary..... | Jimmye Laycock | 0-1 | Lost 1st Round |
| 1990 (16) | | | |
| Ga. Southern..... | Tim Stowers | 4-0 | Champion |
| Nevada..... | Chris Ault | 3-1 | Second |
| Boise St..... | Skip Hall | 2-1 | Semifinalist |
| UCF..... | Gene McDowell | 2-1 | Semifinalist |
| Furman..... | Jimmy Satterfield | 1-1 | Quarterfinalist |
| Idaho..... | John L. Smith | 1-1 | Quarterfinalist |
| Middle Tenn..... | James Donnelly | 1-1 | Quarterfinalist |
| William & Mary..... | Jimmye Laycock | 1-1 | Quarterfinalist |
| Citadel..... | Charlie Taaffe | 0-1 | Lost 1st Round |
| Eastern Ky..... | Roy Kidd | 0-1 | Lost 1st Round |
| Jackson St..... | W.C. Gorden | 0-1 | Lost 1st Round |
| La.-Monroe..... | Dave Roberts | 0-1 | Lost 1st Round |

| Year (Number of Teams) | Coach | Record | Result | Year (Number of Teams) | Coach | Record | Result |
|-------------------------|----------------|--------|-----------------|------------------------|-----------------|--------|-----------------|
| Massachusetts..... | Jim Reid | 0-1 | Lost 1st Round | Eastern Ill. | Bob Spoo | 0-1 | Lost 1st Round |
| Missouri St. | Jesse Branch | 0-1 | Lost 1st Round | Eastern Ky. | Roy Kidd | 0-1 | Lost 1st Round |
| UNI | Terry Allen | 0-1 | Lost 1st Round | Hofstra | Joe Gardi | 0-1 | Lost 1st Round |
| Youngstown St. | Jim Tressel | 0-1 | Lost 1st Round | Idaho | Chris Tormey | 0-1 | Lost 1st Round |
| 1991 (16) | | | | Jackson St. | James Carson | 0-1 | Lost 1st Round |
| Youngstown St. | Jim Tressel | 4-0 | Champion | James Madison | Alex Wood | 0-1 | Lost 1st Round |
| Marshall..... | Jim Donnan | 3-1 | Second | Murray St. | Houston Nutt | 0-1 | Lost 1st Round |
| Eastern Ky. | Roy Kidd | 2-1 | Semifinalist | Troy | Larry Blakeney | 0-1 | Lost 1st Round |
| Samford | Terry Bowden | 2-1 | Semifinalist | 1996 (16) | | | |
| James Madison | Rip Scherer | 1-1 | Quarterfinalist | Marshall..... | Bob Pruett | 4-0 | Champion |
| Middle Tenn. | James Donnelly | 1-1 | Quarterfinalist | Montana | Mick Dennehy | 3-1 | Second |
| Nevada | Chris Ault | 1-1 | Quarterfinalist | UNI | Terry Allen | 2-1 | Semifinalist |
| UNI | Terry Allen | 1-1 | Quarterfinalist | Troy | Larry Blakeney | 2-1 | Semifinalist |
| Appalachian St. | Jerry Moore | 0-1 | Lost 1st Round | East Tenn. St. | Mike Cavan | 1-1 | Quarterfinalist |
| Delaware | Tubby Raymond | 0-1 | Lost 1st Round | Furman..... | Bobby Johnson | 1-1 | Quarterfinalist |
| McNeese St. | Bobby Keasler | 0-1 | Lost 1st Round | Murray St. | Houston Nutt | 1-1 | Quarterfinalist |
| New Hampshire..... | Bill Bowes | 0-1 | Lost 1st Round | William & Mary..... | Jimmye Laycock | 1-1 | Quarterfinalist |
| Sam Houston St. | Ron Randleman | 0-1 | Lost 1st Round | Delaware | Tubby Raymond | 0-1 | Lost 1st Round |
| Villanova | Andy Talley | 0-1 | Lost 1st Round | Eastern Ill. | Bob Spoo | 0-1 | Lost 1st Round |
| Weber St. | Dave Arslanian | 0-1 | Lost 1st Round | Florida A&M..... | Billy Joe | 0-1 | Lost 1st Round |
| Western Ill. | Randy Ball | 0-1 | Lost 1st Round | Jackson St. | James Carson | 0-1 | Lost 1st Round |
| 1992 (16) | | | | Nicholls St. | Darren Barbier | 0-1 | Lost 1st Round |
| Marshall..... | Jim Donnan | 4-0 | Champion | Northern Ariz. | Stephen Axman | 0-1 | Lost 1st Round |
| Youngstown St. | Jim Tressel | 3-1 | Second | Villanova | Andy Talley | 0-1 | Lost 1st Round |
| Delaware | Tubby Raymond | 2-1 | Semifinalist | Western Ill. | Randy Ball | 0-1 | Lost 1st Round |
| UNI | Terry Allen | 2-1 | Semifinalist | 1997 (16) | | | |
| Citadel..... | Charlie Taaffe | 1-1 | Quarterfinalist | Youngstown St. | Jim Tressel | 4-0 | Champion |
| La.-Monroe | Dave Roberts | 1-1 | Quarterfinalist | McNeese St. | Bobby Keasler | 3-1 | Second |
| McNeese St. | Bobby Keasler | 1-1 | Quarterfinalist | Delaware | Tubby Raymond | 2-1 | Semifinalist |
| Middle Tenn. | James Donnelly | 1-1 | Quarterfinalist | Eastern Wash. | Mike Kramer | 2-1 | Semifinalist |
| Alcorn St. | Cardell Jones | 0-1 | Lost 1st Round | Ga. Southern..... | Paul Johnson | 1-1 | Quarterfinalist |
| Appalachian St. | Jerry Moore | 0-1 | Lost 1st Round | Villanova | Andy Talley | 1-1 | Quarterfinalist |
| Eastern Ky. | Roy Kidd | 0-1 | Lost 1st Round | Western Ill. | Randy Ball | 1-1 | Quarterfinalist |
| Eastern Wash. | Dick Zornes | 0-1 | Lost 1st Round | Western Ky. | Jack Harbaugh | 1-1 | Quarterfinalist |
| Idaho | John L. Smith | 0-1 | Lost 1st Round | Colgate..... | Dick Biddle | 0-1 | Lost 1st Round |
| N.C. A&T..... | Bill Hayes | 0-1 | Lost 1st Round | Eastern Ky. | Roy Kidd | 0-1 | Lost 1st Round |
| Samford | Terry Bowden | 0-1 | Lost 1st Round | Florida A&M..... | Billy Joe | 0-1 | Lost 1st Round |
| Villanova | Andy Talley | 0-1 | Lost 1st Round | Hampton | Joe Taylor | 0-1 | Lost 1st Round |
| 1993 (16) | | | | Hofstra | Joe Gardi | 0-1 | Lost 1st Round |
| Youngstown St. | Jim Tressel | 4-0 | Champion | Jackson St. | James Carson | 0-1 | Lost 1st Round |
| Marshall..... | Jim Donnan | 3-1 | Second | Montana | Mick Dennehy | 0-1 | Lost 1st Round |
| Idaho | John L. Smith | 2-1 | Semifinalist | Northwestern St. | Sam Goodwin | 0-1 | Lost 1st Round |
| Troy | Larry Blakeney | 2-1 | Semifinalist | 1998 (16) | | | |
| Boston U. | Dan Allen | 1-1 | Quarterfinalist | Massachusetts..... | Mark Whipple | 4-0 | Champion |
| Delaware | Tubby Raymond | 1-1 | Quarterfinalist | Ga. Southern..... | Paul Johnson | 3-1 | Second |
| Ga. Southern..... | Tim Stowers | 1-1 | Quarterfinalist | Northwestern St. | Sam Goodwin | 2-1 | Semifinalist |
| McNeese St. | Bobby Keasler | 1-1 | Quarterfinalist | Western Ill. | Randy Ball | 2-1 | Semifinalist |
| UCF | Gene McDowell | 0-1 | Lost 1st Round | Appalachian St. | Jerry Moore | 1-1 | Quarterfinalist |
| Eastern Ky. | Roy Kidd | 0-1 | Lost 1st Round | Connecticut..... | Skip Holtz | 1-1 | Quarterfinalist |
| Howard..... | Steve Wilson | 0-1 | Lost 1st Round | Florida A&M..... | Billy Joe | 1-1 | Quarterfinalist |
| La.-Monroe | Dave Roberts | 0-1 | Lost 1st Round | Lehigh | Kevin Higgins | 1-1 | Quarterfinalist |
| Montana | Don Read | 0-1 | Lost 1st Round | Colgate..... | Dick Biddle | 0-1 | Lost 1st Round |
| UNI | Terry Allen | 0-1 | Lost 1st Round | Hampton | Joe Taylor | 0-1 | Lost 1st Round |
| Stephen F. Austin | John Pearce | 0-1 | Lost 1st Round | Illinois St. | Todd Berry | 0-1 | Lost 1st Round |
| William & Mary..... | Jimmye Laycock | 0-1 | Lost 1st Round | McNeese St. | Bobby Keasler | 0-1 | Lost 1st Round |
| 1994 (16) | | | | Montana | Mick Dennehy | 0-1 | Lost 1st Round |
| Youngstown St. | Jim Tressel | 4-0 | Champion | Richmond | Jim Reid | 0-1 | Lost 1st Round |
| Boise St. | Pokey Allen | 3-1 | Second | Tennessee St. | L.C. Cole | 0-1 | Lost 1st Round |
| Marshall..... | Jim Donnan | 2-1 | Semifinalist | Troy | Larry Blakeney | 0-1 | Lost 1st Round |
| Montana | Don Read | 2-1 | Semifinalist | 1999 (16) | | | |
| Appalachian St. | Jerry Moore | 1-1 | Quarterfinalist | Ga. Southern..... | Paul Johnson | 4-0 | Champion |
| Eastern Ky. | Roy Kidd | 1-1 | Quarterfinalist | Youngstown St. | Jim Tressel | 3-1 | Second |
| James Madison | Rip Scherer | 1-1 | Quarterfinalist | Florida A&M..... | Billy Joe | 2-1 | Semifinalist |
| McNeese St. | Bobby Keasler | 1-1 | Quarterfinalist | Illinois St. | Todd Berry | 2-1 | Semifinalist |
| Alcorn St. | Cardell Jones | 0-1 | Lost 1st Round | Hofstra | Joe Gardi | 1-1 | Quarterfinalist |
| Boston U. | Dan Allen | 0-1 | Lost 1st Round | Massachusetts..... | Mark Whipple | 1-1 | Quarterfinalist |
| Idaho | John L. Smith | 0-1 | Lost 1st Round | N.C. A&T..... | Bill Hayes | 1-1 | Quarterfinalist |
| Middle Tenn. | James Donnelly | 0-1 | Lost 1st Round | Troy | Larry Blakeney | 1-1 | Quarterfinalist |
| New Hampshire..... | Bill Bowes | 0-1 | Lost 1st Round | Appalachian St. | Jerry Moore | 0-1 | Lost 1st Round |
| North Texas..... | Matt Simon | 0-1 | Lost 1st Round | Colgate..... | Dick Biddle | 0-1 | Lost 1st Round |
| UNI | Terry Allen | 0-1 | Lost 1st Round | Furman..... | Bobby Johnson | 0-1 | Lost 1st Round |
| Troy | Larry Blakeney | 0-1 | Lost 1st Round | James Madison | Mickey Matthews | 0-1 | Lost 1st Round |
| 1995 (16) | | | | Lehigh | Kevin Higgins | 0-1 | Lost 1st Round |
| Montana | Don Read | 4-0 | Champion | Montana | Mick Dennehy | 0-1 | Lost 1st Round |
| Marshall..... | Jim Donnan | 3-1 | Second | *Northern Ariz. | Jerome Souers | 0-1 | Vacated |
| McNeese St. | Bobby Keasler | 2-1 | Semifinalist | Tennessee St. | L.C. Cole | 0-1 | Lost 1st Round |
| Stephen F. Austin | John Pearce | 2-1 | Semifinalist | 2000 (16) | | | |
| Appalachian St. | Jerry Moore | 1-1 | Quarterfinalist | Ga. Southern..... | Paul Johnson | 4-0 | Champion |
| Delaware | Tubby Raymond | 1-1 | Quarterfinalist | Montana | Joe Glenn | 3-1 | Second |
| Ga. Southern..... | Tim Stowers | 1-1 | Quarterfinalist | Appalachian St. | Jerry Moore | 2-1 | Semifinalist |
| UNI | Terry Allen | 1-1 | Quarterfinalist | | | | |

| Year (Number of Teams) | Coach | Record | Result |
|------------------------|----------------|--------|-----------------|
| Delaware | Tubby Raymond | 2-1 | Semifinalist |
| Hofstra | Joe Gardi | 1-1 | Quarterfinalist |
| Lehigh | Kevin Higgins | 1-1 | Quarterfinalist |
| Richmond | Jim Reid | 1-1 | Quarterfinalist |
| Western Ky. | Jack Harbaugh | 1-1 | Quarterfinalist |
| Eastern Ill. | Bob Spoo | 0-1 | Lost 1st Round |
| Florida A&M | Billy Joe | 0-1 | Lost 1st Round |
| Furman | Bobby Johnson | 0-1 | Lost 1st Round |
| McNeese St. | Tommy Tate | 0-1 | Lost 1st Round |
| Portland St. | Tim Walsh | 0-1 | Lost 1st Round |
| Troy | Larry Blakeney | 0-1 | Lost 1st Round |
| Western Ill. | Don Patterson | 0-1 | Lost 1st Round |
| Youngstown St. | Jim Tressel | 0-1 | Lost 1st Round |

2001 (16)

| | | | |
|------------------|----------------|-----|-----------------|
| Montana | Joe Glenn | 4-0 | Champion |
| Furman | Bobby Johnson | 3-1 | Second |
| UNI | Mark Farley | 2-1 | Semifinalist |
| Ga. Southern | Paul Johnson | 2-1 | Semifinalist |
| Appalachian St. | Jerry Moore | 1-1 | Quarterfinalist |
| Lehigh | Pete Lembo | 1-1 | Quarterfinalist |
| Maine | Jack Cosgrove | 1-1 | Quarterfinalist |
| Sam Houston St. | Ron Randleman | 1-1 | Quarterfinalist |
| Eastern Ill. | Bob Spoo | 0-1 | Lost 1st Round |
| Florida A&M | Billy Joe | 0-1 | Lost 1st Round |
| Hofstra | Joe Gardi | 0-1 | Lost 1st Round |
| McNeese St. | Tommy Tate | 0-1 | Lost 1st Round |
| Northern Ariz. | Jerome Souers | 0-1 | Lost 1st Round |
| Northwestern St. | Steve Roberts | 0-1 | Lost 1st Round |
| Western Ky. | Jack Harbaugh | 0-1 | Lost 1st Round |
| William & Mary | Jimmye Laycock | 0-1 | Lost 1st Round |

2002 (16)

| | | | |
|------------------|---------------|-----|-----------------|
| Western Ky. | Jack Harbaugh | 4-0 | Champion |
| McNeese St. | Tommy Tate | 3-1 | Second |
| Ga. Southern | Mike Sewak | 2-1 | Semifinalist |
| Villanova | Andy Talley | 2-1 | Semifinalist |
| Fordham | David Clawson | 1-1 | Quarterfinalist |
| Maine | Jack Cosgrove | 1-1 | Quarterfinalist |
| Montana | Joe Glenn | 1-1 | Quarterfinalist |
| Western Ill. | Don Patterson | 1-1 | Quarterfinalist |
| Appalachian St. | Jerry Moore | 1-1 | Quarterfinalist |
| Bethune-Cookman | Alvin Wyatt | 0-1 | Lost 1st Round |
| Eastern Ill. | Bob Spoo | 0-1 | Lost 1st Round |
| Furman | Bobby Lamb | 0-1 | Lost 1st Round |
| Montana St. | Mike Kramer | 0-1 | Lost 1st Round |
| Murray St. | Joe Pannunzio | 0-1 | Lost 1st Round |
| Northeastern | Don Brown | 0-1 | Lost 1st Round |
| Northwestern St. | Scott Stoker | 0-1 | Lost 1st Round |

2003 (16)

| | | | |
|------------------|------------------------|-----|-----------------|
| Delaware | K.C. Keeler | 4-0 | Champion |
| Colgate | Dick Biddle | 3-1 | Second |
| Fla. Atlantic | Howard Schnellenberger | 2-1 | Semifinalist |
| Wofford | Mike Ayers | 2-1 | Semifinalist |
| Northern Ariz. | Jerome Souers | 1-1 | Quarterfinalist |
| UNI | Mark Farley | 1-1 | Quarterfinalist |
| Western Ill. | Don Patterson | 1-1 | Quarterfinalist |
| Western Ky. | David Elson | 1-1 | Quarterfinalist |
| Bethune-Cookman | Alvin Wyatt Sr. | 0-1 | Lost 1st Round |
| Jacksonville St. | Jack Crowe | 0-1 | Lost 1st Round |
| Massachusetts | Mark Whipple | 0-1 | Lost 1st Round |
| McNeese St. | Tommy Tate | 0-1 | Lost 1st Round |
| Montana | Bobby Hauck | 0-1 | Lost 1st Round |
| Montana St. | Mike Kramer | 0-1 | Lost 1st Round |
| N.C. A&T | Bill Hayes | 0-1 | Lost 1st Round |
| Southern Ill. | Jerry Kill | 0-1 | Lost 1st Round |

2004 (16)

| | | | |
|------------------|-----------------|-----|-----------------|
| James Madison | Mickey Matthews | 4-0 | Champion |
| Montana | Bobby Hauck | 3-1 | Second |
| Sam Houston St. | Ron Randleman | 2-1 | Semifinalist |
| William & Mary | Jimmye Laycock | 2-1 | Semifinalist |
| Delaware | K.C. Keeler | 1-1 | Quarterfinalist |
| Eastern Wash. | Paul Wulff | 1-1 | Quarterfinalist |
| Furman | Bobby Lamb | 1-1 | Quarterfinalist |
| New Hampshire | Sean McDonnell | 1-1 | Quarterfinalist |
| Ga. Southern | Mike Sewak | 0-1 | Lost 1st Round |
| Hampton | Joe Taylor | 0-1 | Lost 1st Round |
| Jacksonville St. | Jack Crowe | 0-1 | Lost 1st Round |
| Lafayette | Frank Tavani | 0-1 | Lost 1st Round |
| Lehigh | Pete Lembo | 0-1 | Lost 1st Round |
| Northwestern St. | Steve Stoker | 0-1 | Lost 1st Round |
| Southern Ill. | Jerry Kill | 0-1 | Lost 1st Round |
| Western Ky. | David Elson | 0-1 | Lost 1st Round |

| Year (Number of Teams) | Coach | Record | Result |
|------------------------|----------------|--------|-----------------|
| 2005 (16) | | | |
| Appalachian St. | Jerry Moore | 4-0 | Champion |
| UNI | Mark Farley | 3-1 | Second |
| Furman | Bobby Lamb | 2-1 | Semifinalist |
| Texas St. | David Bailiff | 2-1 | Semifinalist |
| Cal Poly | Rich Ellerson | 1-1 | Quarterfinalist |
| New Hampshire | Sean McDonnell | 1-1 | Quarterfinalist |
| Richmond | Dave Clawson | 1-1 | Quarterfinalist |
| Southern Ill. | Jerry Kill | 1-1 | Quarterfinalist |
| Colgate | Dick Biddle | 0-1 | Lost 1st Round |
| Eastern Ill. | Bob Spoo | 0-1 | Lost 1st Round |
| Eastern Wash. | Paul Wulff | 0-1 | Lost 1st Round |
| Ga. Southern | Mike Sewak | 0-1 | Lost 1st Round |
| Hampton | Joe Taylor | 0-1 | Lost 1st Round |
| Lafayette | Frank Tavani | 0-1 | Lost 1st Round |
| Montana | Bobby Hauck | 0-1 | Lost 1st Round |
| Nicholls St. | Jay Thomas | 0-1 | Lost 1st Round |

*Competition in championship vacated by action of the NCAA Committee on Infractions.

Division I-AA Championship Record of Each College by Coach

(77 Colleges; 1978-05)

| | Yrs | Won | Lost | CH | 2D |
|---|-----|-----|------|----|----|
| AKRON | | | | | |
| Jim Dennison (Wooster '60) 85 | 1 | 0 | 1 | 0 | 0 |
| ALCORN ST. | | | | | |
| Marino Casem (Xavier [La.] '56) 84 | 1 | 0 | 1 | 0 | 0 |
| Cardell Jones (Alcorn St. '65) 92, 94 | 2 | 0 | 2 | 0 | 0 |
| TOTAL | 3 | 0 | 3 | 0 | 0 |
| APPALACHIAN ST. | | | | | |
| Sparky Woods (Carson-Newman '76) 86, 87 | 2 | 2 | 2 | 0 | 0 |
| Jerry Moore (Baylor '61) 89, 91, 92, 94, 95, 98, 99, 00, 01, 02, 05-CH | 11 | 10 | 10 | 1 | 0 |
| TOTAL | 13 | 12 | 12 | 1 | 0 |
| ARKANSAS ST. | | | | | |
| Larry Laceywell (Ark.-Monticello '59) 84, 85, 86-2D, 87 | 4 | 6 | 4 | 0 | 1 |
| BETHUNE-COOKMAN | | | | | |
| Alvin Wyatt (Bethune-Cookman '70) 02, 03 | 2 | 0 | 2 | 0 | 0 |
| BOISE ST. | | | | | |
| Jim Criner (Cal Poly Pomona '61) 80-CH, 81 | 2 | 3 | 1 | 1 | 0 |
| Skip Hall (Concordia-M'head '66) 88, 90 | 2 | 2 | 2 | 0 | 0 |
| Pokey Allen (Utah '65) 94-2D | 1 | 3 | 1 | 0 | 1 |
| TOTAL | 5 | 8 | 4 | 1 | 1 |
| BOSTON U. | | | | | |
| Rick Taylor (Gettysburg '64) 82, 83, 84 | 3 | 1 | 3 | 0 | 0 |
| Dan Allen (Hanover '78) 93, 94 | 2 | 1 | 2 | 0 | 0 |
| TOTAL | 5 | 2 | 5 | 0 | 0 |
| CAL POLY | | | | | |
| Rich Ellerson (Hawaii '77) 05 | 1 | 1 | 1 | 0 | 0 |
| UCF | | | | | |
| Gene McDowell (Florida St. '63) 90, 93 | 2 | 2 | 2 | 0 | 0 |
| CHATTANOOGA | | | | | |
| Buddy Nix (West Ala. '61) 84 | 1 | 0 | 1 | 0 | 0 |
| CITADEL | | | | | |
| Charlie Taaffe (Siena '73) 88, 90, 92 | 3 | 1 | 3 | 0 | 0 |
| COLGATE | | | | | |
| Fred Dunlap (Colgate '50) 82, 83 | 2 | 1 | 2 | 0 | 0 |
| Dick Biddle (Duke '71) 97, 98, 99, 03-2D, 05 | 5 | 3 | 5 | 0 | 1 |
| TOTAL | 7 | 4 | 7 | 0 | 1 |
| CONNECTICUT | | | | | |
| Skip Holtz (Notre Dame '86) 98 | 1 | 1 | 1 | 0 | 0 |
| DELAWARE | | | | | |
| Harold "Tubby" Raymond (Michigan '50) 81, 82-2D, 86, 88, 91, 92, 93, 95, 96, 97, 00 | 11 | 11 | 11 | 0 | 1 |
| K.C. Keeler (Delaware '81) 03-CH, 04 | 2 | 5 | 1 | 1 | 0 |
| TOTAL | 13 | 16 | 12 | 1 | 1 |
| EAST TENN. ST. | | | | | |
| Mike Cavan (Georgia '72) 96 | 1 | 1 | 1 | 0 | 0 |
| EASTERN ILL. | | | | | |
| Darrell Mudra (Peru St. '51) 82 | 1 | 1 | 1 | 0 | 0 |
| Al Malde (Gust. Adolphus '66) 83, 86 | 2 | 1 | 2 | 0 | 0 |
| Bob Spoo (Purdue '60) 89, 95, 96, 00, 01, 02, 05 | 7 | 1 | 7 | 0 | 0 |
| TOTAL | 10 | 3 | 10 | 0 | 0 |

| | Yrs | Won | Lost | CH | 2D | | Yrs | Won | Lost | CH | 2D |
|---|-----|-----|------|----|----|---|-----|-----|------|----|----|
| EASTERN KY. | | | | | | LEHIGH | | | | | |
| Roy Kidd (Eastern Ky. '54) 79-CH, 80-2D, 81-2D, 82-CH, 83, 84, 86, 87, 88, 89, 90, 91, 92, 93, 94, 95, 97 | 17 | 16 | 15 | 2 | 2 | John Whitehead (East Stroudsburg '50) 79-2D, 80..... | 2 | 1 | 2 | 0 | 1 |
| EASTERN WASH. | | | | | | Kevin Higgins (West Chester '77) 98, 99, 00..... | 3 | 2 | 3 | 0 | 0 |
| Dick Zornes (Eastern Wash. '68) 85, 92 | 2 | 1 | 2 | 0 | 0 | Pete Lembo (Georgetown '92) 01, 04 | 2 | 1 | 2 | 0 | 0 |
| Mike Kramer (Idaho '77) 97..... | 1 | 2 | 1 | 0 | 0 | TOTAL | 7 | 4 | 7 | 0 | 1 |
| Paul Wulff (Washington St. '90) 04, 05..... | 2 | 1 | 2 | 0 | 0 | LA.-MONROE | | | | | |
| TOTAL | 5 | 4 | 5 | 0 | 0 | Pat Collins (Louisiana Tech '63) 87-CH..... | 1 | 4 | 0 | 1 | 0 |
| FLORIDA A&M | | | | | | Dave Roberts (Western Caro. '68) 90, 92, 93.... | 3 | 1 | 3 | 0 | 0 |
| Rudy Hubbard (Ohio St. '68) 78-CH..... | 1 | 2 | 0 | 1 | 0 | TOTAL | 4 | 5 | 3 | 1 | 0 |
| Billy Joe (Villanova '63) 96, 97, 98, 99, 00, 01 .. | 6 | 3 | 6 | 0 | 0 | LOUISIANA TECH | | | | | |
| TOTAL | 7 | 5 | 6 | 1 | 0 | Billy Brewer (Mississippi '61) 82..... | 1 | 1 | 1 | 0 | 0 |
| FLA. ATLANTIC | | | | | | A.L. Williams (Louisiana Tech '57) 84-2D | 1 | 3 | 1 | 0 | 1 |
| Howard Schnellberger (Alabama '56) 03 | 1 | 2 | 1 | 0 | 0 | TOTAL | 2 | 4 | 2 | 0 | 1 |
| FORDHAM | | | | | | MAINE | | | | | |
| David Clawson (Williams '89) 02..... | 1 | 1 | 1 | 0 | 0 | Tim Murphy (Springfield '78) 87..... | 1 | 0 | 1 | 0 | 0 |
| FURMAN | | | | | | Tom Lichtenberg (Louisville '62) 89..... | 1 | 0 | 1 | 0 | 0 |
| Dick Sheridan (South Carolina '64) 82, 83, 85-2D .. | 3 | 3 | 3 | 0 | 1 | Jack Cosgrove (Maine '78) 01, 02 | 2 | 2 | 2 | 0 | 0 |
| Jimmy Satterfield (South Carolina '62) 86, 88-CH, 89, 90 | 4 | 7 | 3 | 1 | 0 | TOTAL | 4 | 2 | 4 | 0 | 0 |
| Bobby Johnson (Clemson '73) 96, 99, 00, 01-2D .. | 4 | 4 | 4 | 0 | 1 | MARSHALL | | | | | |
| Bobby Lamb (Furman '87) 02, 04, 05 | 3 | 3 | 3 | 0 | 0 | George Chaump (Bloomsburg '58) 87-2D, 88.... | 2 | 4 | 2 | 0 | 1 |
| TOTAL | 14 | 17 | 13 | 1 | 2 | Jim Donnan (North Carolina St. '67) 91-2D, 92-CH, 93-2D, 94, 95-2D | 5 | 15 | 4 | 1 | 3 |
| GA. SOUTHERN | | | | | | Bob Pruett (Marshall '65) 96-CH | 1 | 4 | 0 | 1 | 0 |
| Erk Russell (Auburn '49) 85-CH, 86-CH, 87, 88-2D, 89-CH | 5 | 16 | 2 | 3 | 1 | TOTAL | 8 | 23 | 6 | 2 | 4 |
| Tim Stowers (Auburn '79) 90-CH, 93, 95..... | 3 | 6 | 2 | 1 | 0 | MASSACHUSETTS | | | | | |
| Paul Johnson (Western Caro. '74) 97, 98-2D, 99-CH, 00-CH, 01 | 5 | 14 | 3 | 2 | 1 | Bob Pickett (Maine '59) 78-2D..... | 1 | 1 | 1 | 0 | 1 |
| Mike Sewak (Virginia '81) 02, 04, 05 | 3 | 2 | 3 | 0 | 0 | Jim Reid (Maine '73) 88, 90..... | 2 | 0 | 2 | 0 | 0 |
| TOTAL | 16 | 38 | 10 | 6 | 2 | Mark Whipple (Brown '79) 98-CH, 99, 03 | 3 | 5 | 2 | 1 | 0 |
| GRAMBLING | | | | | | TOTAL | 6 | 6 | 5 | 1 | 1 |
| Eddie Robinson (Leland '41) 80, 85, 89 | 3 | 0 | 3 | 0 | 0 | McNEESE ST. | | | | | |
| HAMPTON | | | | | | Bobby Keasler (La.-Monroe '70) 91, 92, 93, 94, 95, 97-2D, 98 | 7 | 8 | 7 | 0 | 1 |
| Joe Taylor (Western Ill. '72) 04, 05..... | 2 | 0 | 2 | 0 | 0 | Tommy Tate (McNeese St. '79) 00, 01, 02-2D, 03.. | 4 | 3 | 4 | 0 | 1 |
| HOFSTRA | | | | | | TOTAL | 11 | 11 | 11 | 0 | 2 |
| Joe Gardi (Maryland '60) 95, 97, 99, 00, 01 ... | 5 | 2 | 5 | 0 | 0 | MIDDLE TENN. | | | | | |
| HOLY CROSS | | | | | | James "Boots" Donnelly (Middle Tenn. '65) 84, 85, 89, 90, 91, 92, 94 | 7 | 6 | 7 | 0 | 0 |
| Rick Carter (Earlham '65) 83 | 1 | 0 | 1 | 0 | 0 | MISSISSIPPI VAL. | | | | | |
| HOWARD | | | | | | Archie Cooley Jr. (Jackson St. '62) 84..... | 1 | 0 | 1 | 0 | 0 |
| Steve Wilson (Howard '79) 93 | 1 | 0 | 1 | 0 | 0 | MISSOURI ST. | | | | | |
| IDAHO | | | | | | Jesse Branch (Arkansas '64) 89, 90 | 2 | 1 | 2 | 0 | 0 |
| Dennis Erickson (Montana St. '70) 82, 85 | 2 | 1 | 2 | 0 | 0 | MONTANA | | | | | |
| Keith Gilbertson (Central Wash. '71) 86, 87, 88 | 3 | 2 | 3 | 0 | 0 | Larry Donovan (Nebraska '64) 82 | 1 | 0 | 1 | 0 | 0 |
| John L. Smith (Weber St. '71) 89, 90, 92, 93, 94 | 5 | 3 | 5 | 0 | 0 | Don Read (Sacramento St. '59) 88, 89, 93, 94, 95-CH..... | 5 | 8 | 4 | 1 | 0 |
| Chris Tormey (Idaho '78) 95 | 1 | 0 | 1 | 0 | 0 | Mick Dennehy (Montana '73) 96-2D, 97, 98, 99 | 4 | 3 | 4 | 0 | 1 |
| TOTAL | 11 | 6 | 11 | 0 | 0 | Joe Glenn (South Dakota '71) 00-2D, 01-CH, 02 | 3 | 8 | 2 | 1 | 1 |
| IDAHO ST. | | | | | | Bobby Hauck (Montana '88) 03, 04-2D, 05 | 3 | 3 | 3 | 0 | 1 |
| Dave Kragthorpe (Utah St. '55) 81-CH..... | 1 | 3 | 0 | 1 | 0 | TOTAL | 16 | 22 | 14 | 2 | 3 |
| Jim Koetter (Idaho St. '61) 83 | 1 | 0 | 1 | 0 | 0 | MONTANA ST. | | | | | |
| TOTAL | 2 | 3 | 1 | 1 | 0 | Dave Arnold (Drake '67) 84-CH | 1 | 3 | 0 | 1 | 0 |
| ILLINOIS ST. | | | | | | Mike Kramer (Idaho '77) 02, 03 | 2 | 0 | 2 | 0 | 0 |
| Todd Berry (Tulsa '83) 99..... | 1 | 2 | 1 | 0 | 0 | TOTAL | 3 | 3 | 2 | 1 | 0 |
| INDIANA ST. | | | | | | MURRAY ST. | | | | | |
| Dennis Raetz (Nebraska '68) 83, 84 | 2 | 1 | 2 | 0 | 0 | Mike Gottfried (Morehead St. '66) 79..... | 1 | 0 | 1 | 0 | 0 |
| JACKSON ST. | | | | | | Frank Beamer (Virginia Tech '69) 86..... | 1 | 0 | 1 | 0 | 0 |
| W.C. Gorden (Tennessee St. '52) 78, 81, 82, 85, 86, 87, 88, 89, 90 | 9 | 0 | 9 | 0 | 0 | Houston Nutt (Oklahoma St. '81) 95, 96..... | 2 | 1 | 2 | 0 | 0 |
| James Carson (Jackson St. '63) 95, 96, 97 | 3 | 0 | 3 | 0 | 0 | Joe Pannunzio (Colorado St.-Pueblo '82) 02 | 1 | 0 | 1 | 0 | 0 |
| TOTAL | 12 | 0 | 12 | 0 | 0 | TOTAL | 5 | 1 | 5 | 0 | 0 |
| JACKSONVILLE ST. | | | | | | NEVADA | | | | | |
| Jack Crowe (UAB '70) 03, 04..... | 2 | 0 | 2 | 0 | 0 | Chris Ault (Nevada '68) 78, 79, 83, 85, 86, 90-2D, 91 | 7 | 9 | 7 | 0 | 1 |
| JAMES MADISON | | | | | | NEW HAMPSHIRE | | | | | |
| Joe Purzycki (Delaware '71) 87 | 1 | 0 | 1 | 0 | 0 | Bill Bowes (Penn St. '65) 91, 94..... | 2 | 0 | 2 | 0 | 0 |
| Rip Scherer (William & Mary '74) 91, 94 | 2 | 2 | 2 | 0 | 0 | Sean McDonnell (New Hampshire '78) 04, 05.... | 2 | 2 | 2 | 0 | 0 |
| Alex Wood (Iowa '79) 95 | 1 | 0 | 1 | 0 | 0 | TOTAL | 4 | 2 | 4 | 0 | 0 |
| Mickey Matthews (West Tex. A&M '76) 99, 04-CH | 2 | 4 | 1 | 1 | 0 | NICHOLLS ST. | | | | | |
| TOTAL | 6 | 6 | 5 | 1 | 0 | Sonny Jackson (Nicholls St. '63) 86 | 1 | 1 | 1 | 0 | 0 |
| LAFAYETTE | | | | | | Darren Barbier (Nicholls St. '82) 96..... | 1 | 0 | 1 | 0 | 0 |
| Frank Tavani (Lebanon Valley '75) 04, 05..... | 2 | 0 | 2 | 0 | 0 | Jay Thomas (Southern Miss. '88) 05 | 1 | 0 | 1 | 0 | 0 |
| | | | | | | TOTAL | 3 | 1 | 3 | 0 | 0 |
| | | | | | | N.C. A&T | | | | | |
| | | | | | | Maurice "Mo" Forte (Minnesota '71) 86..... | 1 | 0 | 1 | 0 | 0 |
| | | | | | | Bill Hayes (N.C. Central '64) 92, 99, 03 | 3 | 1 | 3 | 0 | 0 |
| | | | | | | TOTAL | 4 | 1 | 4 | 0 | 0 |

| | Yrs | Won | Lost | CH | 2D |
|--|-----|-----|------|----|----|
| NORTH TEXAS | | | | | |
| Corky Nelson (Texas St. '64) 83, 87, 88 | 3 | 0 | 3 | 0 | 0 |
| Matt Simon (Eastern N.M. '76) 94..... | 1 | 0 | 1 | 0 | 0 |
| TOTAL | 4 | 0 | 4 | 0 | 0 |
| NORTHEASTERN | | | | | |
| Don Brown (Norwich '77) 02..... | 1 | 0 | 1 | 0 | 0 |
| NORTHERN ARIZ. # | | | | | |
| Stephen Axman (C.W. Post '69) 96 | 1 | 0 | 1 | 0 | 0 |
| Jerome Souers (Oregon '83) 99, 01, 03 | 3 | 1 | 3 | 0 | 0 |
| TOTAL | 4 | 1 | 4 | 0 | 0 |
| UNI | | | | | |
| Darrell Mudra (Peru St. '51) 85, 87 | 2 | 3 | 2 | 0 | 0 |
| Terry Allen (UNI '79) 90, 91, 92, 93, 94, 95, 96.. | 7 | 6 | 7 | 0 | 0 |
| Mark Farley (UNI '86) 01, 03, 05-2D | 3 | 6 | 3 | 0 | 1 |
| TOTAL | 12 | 15 | 12 | 0 | 1 |
| NORTHWESTERN ST. | | | | | |
| Sam Goodwin (Henderson St. '66) 88, 97, 98... | 3 | 3 | 3 | 0 | 0 |
| Steve Roberts (Ouachita Baptist '87) 01 | 1 | 0 | 1 | 0 | 0 |
| Scott Stoker (Northwestern St. '91) 02, 04..... | 2 | 0 | 2 | 0 | 0 |
| TOTAL | 6 | 3 | 6 | 0 | 0 |
| PORTLAND ST. | | | | | |
| Tim Walsh (UC Riverside '77) 00..... | 1 | 0 | 1 | 0 | 0 |
| RHODE ISLAND | | | | | |
| Bob Griffin (Southern Conn. St. '63) 81, 84, 85..... | 3 | 2 | 3 | 0 | 0 |
| RICHMOND | | | | | |
| Dal Shealy (Carson-Newman '60) 84, 87 | 2 | 1 | 2 | 0 | 0 |
| Jim Reid (Maine '73) 98, 00 | 2 | 1 | 2 | 0 | 0 |
| Dave Clawson (Williams '89) 05 | 1 | 1 | 1 | 0 | 0 |
| TOTAL | 5 | 3 | 5 | 0 | 0 |
| SAM HOUSTON ST. | | | | | |
| Ron Randleman (William Penn '64) 86, 91, 01, 04..... | 4 | 3 | 4 | 0 | 0 |
| SAMFORD | | | | | |
| Terry Bowden (West Virginia '78) 91, 92..... | 2 | 2 | 2 | 0 | 0 |
| SOUTH CAROLINA ST. | | | | | |
| Bill Davis (Johnson Smith '65) 81, 82..... | 2 | 2 | 2 | 0 | 0 |
| SOUTHERN ILL. | | | | | |
| Rey Dempsey (Geneva '58) 83-CH | 1 | 3 | 0 | 1 | 0 |
| Jerry Kill (Southwestern [Kan.] '82) 03, 04, 05 ... | 3 | 1 | 3 | 0 | 0 |
| TOTAL | 4 | 4 | 3 | 1 | 0 |
| STEPHEN F. AUSTIN† | | | | | |
| Jim Hess (Southeastern Okla. '59) 88..... | 1 | 1 | 1 | 0 | 0 |
| Lynn Graves (Stephen F. Austin '65) 89-2D..... | 1 | 3 | 1 | 0 | 1 |
| John Pearce (Tex. A&M-Kingsville '70) 93, 95 | 2 | 2 | 2 | 0 | 0 |
| TOTAL | 4 | 6 | 4 | 0 | 1 |
| TENNESSEE ST.* | | | | | |
| John Merritt (Kentucky St. '50) 81, 82..... | 2 | 1 | 2 | 0 | 0 |
| Bill Thomas (Tennessee St. '71) 86..... | 1 | 1 | 1 | 0 | 0 |
| L.C. Cole (Nebraska '80) 98, 99..... | 2 | 0 | 2 | 0 | 0 |
| TOTAL | 5 | 2 | 5 | 0 | 0 |
| TEXAS ST. | | | | | |
| David Bailiff (Texas St. '81) 05 | 1 | 2 | 1 | 0 | 0 |
| TROY | | | | | |
| Larry Blakeney (Auburn '70) 93, 94, 95, 96, 98, 99, 00..... | 7 | 5 | 7 | 0 | 0 |
| VILLANOVA | | | | | |
| Andy Talley (Southern Conn. St. '67) 89, 91, 92, 96, 97, 02..... | 6 | 3 | 6 | 0 | 0 |
| WEBER ST. | | | | | |
| Mike Price (Puget Sound '69) 87 | 1 | 1 | 1 | 0 | 0 |
| Dave Arslanian (Weber St. '72) 91..... | 1 | 0 | 1 | 0 | 0 |
| TOTAL | 2 | 1 | 2 | 0 | 0 |
| WESTERN CARO. | | | | | |
| Bob Waters (Presbyterian '60) 83-2D..... | 1 | 3 | 1 | 0 | 1 |
| WESTERN ILL. | | | | | |
| Bruce Craddock (Truman '66) 88..... | 1 | 0 | 1 | 0 | 0 |
| Randy Ball (Truman '73) 91, 96, 97, 98..... | 4 | 3 | 4 | 0 | 0 |
| Don Patterson (Army '73) 00, 02, 03..... | 3 | 2 | 3 | 0 | 0 |
| TOTAL | 8 | 5 | 8 | 0 | 0 |
| WESTERN KY. | | | | | |
| Dave Roberts (Western Caro. '68) 87, 88..... | 2 | 1 | 2 | 0 | 0 |
| Jack Harbaugh (Bowling Green '61) 97, 00, 01, 02-CH | 4 | 6 | 3 | 1 | 0 |
| Dave Elson (Butler '94) 03, 04..... | 2 | 1 | 2 | 0 | 0 |
| TOTAL | 8 | 8 | 7 | 1 | 0 |

| | Yrs | Won | Lost | CH | 2D |
|---|-----|-----|------|----|----|
| WILLIAM & MARY | | | | | |
| Jimmye Laycock (William & Mary '70) 86, 89, 90, 93, 96, 01, 04..... | 7 | 4 | 7 | 0 | 0 |

| | Yrs | Won | Lost | CH | 2D |
|--|-----|-----|------|----|----|
| WOFFORD | | | | | |
| Mike Ayers (Georgetown [Ky.] '74) 03 | 1 | 2 | 1 | 0 | 0 |

| | Yrs | Won | Lost | CH | 2D |
|---|-----|-----|------|----|----|
| YOUNGSTOWN ST. | | | | | |
| Jim Tressel (Baldwin-Wallace '75) 87, 89, 90, 91-CH, 92-2D, 93-CH, 94-CH, 97-CH, 99-2D, 00..... | 10 | 23 | 6 | 4 | 2 |

#Northern Arizona's competition in the 1999 Division I-AA championship was vacated by action of the NCAA Committee on Infractions (record was 0-1). *Tennessee State's competition in the 1981 and 1982 Division I-AA championships was vacated by action of the NCAA Committee on Infractions (record was 1-2). †Stephen F. Austin's competition in the 1989 Division I-AA championship was vacated by action of the NCAA Committee on Infractions (record was 3-1).

Division I-AA Championship Team Leaders

| MOST APPEARANCES | |
|-------------------------|----|
| Eastern Ky. | 17 |
| Ga. Southern | 16 |
| Montana..... | 16 |
| Furman..... | 14 |
| Appalachian St. | 13 |
| Delaware..... | 13 |
| Jackson St. | 12 |
| UNI..... | 12 |
| Idaho# | 11 |
| McNeese St. | 11 |

| MOST VICTORIES | |
|-----------------------|----|
| Ga. Southern | 38 |
| Marshall#..... | 23 |
| Youngstown St. | 23 |
| Montana..... | 22 |
| Furman..... | 17 |
| Delaware..... | 16 |
| Eastern Ky. | 16 |
| UNI..... | 15 |
| Appalachian St. | 12 |
| McNeese St. | 11 |

| MOST CONSECUTIVE APPEARANCES | |
|-------------------------------------|--------------|
| 13 Montana | 1993-present |
| 10 Eastern Ky. | 1986-95 |
| 7 UNI..... | 1990-96 |
| 6 Eastern Ky. | 1979-84 |
| 6 Florida A&M | 1996-01 |
| 6 Ga. Southern | 1997-02 |
| 6 Ga. Southern | 1985-90 |
| 6 Idaho#..... | 1985-90 |
| 6 Jackson St. | 1985-90 |
| 6 Marshall#..... | 1991-96 |
| 6 Youngstown St. | 1989-94 |

| HIGHEST WINNING PERCENTAGE (Min. 10 Games Played) | |
|--|------------|
| Marshall# | 23-6 .793 |
| Youngstown St. | 23-6 .793 |
| Ga. Southern..... | 38-10 .792 |
| Boise St.#..... | 8-4 .667 |
| Montana..... | 22-14 .611 |
| Arkansas St.#..... | 6-4 .600 |
| Stephen F. Austin..... | 6-4 .600 |
| Delaware..... | 16-12 .571 |
| Furman..... | 17-13 .567 |
| Nevada#..... | 9-7 .563 |

#No longer a Division I-AA member.

Division I-AA Championship Attendance History

| Year | Teams | G | Total Attend. | Avg. PG |
|------|-------|----|---------------|---------|
| 1978 | 4 | 3 | 34,630 | 11,543 |
| 1979 | 4 | 3 | 20,300 | 6,767 |
| 1980 | 4 | 3 | 36,957 | 12,319 |
| 1981 | 8 | 7 | 81,455 | 11,636 |
| 1982 | 12 | 11 | 106,801 | 9,709 |
| 1983 | 12 | 11 | 103,631 | 9,421 |
| 1984 | 12 | 11 | 122,142 | 11,104 |

| Year | Teams | G | Total Attend. | Avg. PG | Site | Attendance |
|--|-------|----|---------------------|-------------------|---------------------|-------------------|
| 1985 | 12 | 11 | 86,996 | 7,909 | | |
| 1986 | 16 | 15 | 153,832 | 10,255 | | |
| 1987 | 16 | 15 | 133,956 | 8,930 | | |
| 1988 | 16 | 15 | 146,782 | 9,785 | | |
| 1989 | 16 | 15 | 145,198 | 9,680 | | |
| 1990 | 16 | 15 | 180,027 | 12,002 | | |
| 1991 | 16 | 15 | 169,605 | 11,307 | | |
| 1992 | 16 | 15 | 199,450 | 13,297 | | |
| 1993 | 16 | 15 | 178,884 | 11,926 | | |
| 1994 | 16 | 15 | 209,761 | 13,984 | | |
| 1995 | 16 | 15 | 209,367 | 13,958 | | |
| 1996 | 16 | 15 | 178,768 | 11,918 | | |
| 1997 | 16 | 15 | 152,219 | 10,418 | | |
| 1998 | 16 | 15 | 146,084 | 9,739 | | |
| 1999 | 16 | 15 | 178,742 | 11,916 | | |
| 2000 | 16 | 15 | 163,764 | 10,918 | | |
| 2001 | 16 | 15 | 166,707 | 11,114 | | |
| 2002 | 16 | 15 | 124,835 | 8,322 | | |
| 2003 | 16 | 15 | 151,411 | 10,094 | | |
| 2004 | 16 | 15 | 154,558 | 10,304 | | |
| 2005 | 16 | 15 | 153,132 | 10,209 | | |
| 1978 | | | | | | |
| First Round (12/9): | | | Site | Attendance | | |
| Florida A&M 15, Jackson St. 10 | | | Jackson, Miss. | 7,000 | | |
| Massachusetts 44, Nevada 21 | | | Reno, Nev. | 14,026 | | |
| Championship (12/16): | | | | | | |
| Florida A&M 35, Massachusetts 28 | | | Wichita Falls, Tex. | 13,604 | | |
| 1979 | | | | | | |
| First Round (12/8): | | | Site | Attendance | | |
| Lehigh 28, Murray St. 9 | | | Murray, Ky. | 10,000 | | |
| Eastern Ky. 33, Nevada 30 (2 ot) | | | Richmond, Ky. | 5,100 | | |
| Championship (12/15): | | | | | | |
| Eastern Ky. 30, Lehigh 7 | | | Orlando, Fla. | 5,200 | | |
| 1980 | | | | | | |
| First Round (12/13): | | | Site | Attendance | | |
| Eastern Ky. 23, Lehigh 20 | | | Bethlehem, Pa. | 11,500 | | |
| Boise St. 14, Grambling 9 | | | Boise, Id. | 17,300 | | |
| Championship (12/20): | | | | | | |
| Boise St. 31, Eastern Ky. 29 | | | Sacramento, Cal. | 8,157 | | |
| 1981 | | | | | | |
| First Round (12/5): | | | Site | Attendance | | |
| Eastern Ky. 35, Delaware 28 | | | Richmond, Ky. | 8,100 | | |
| Boise St. 19, Jackson St. 7 | | | Jackson, Miss. | 11,500 | | |
| Idaho St. 51, Rhode Island 0 | | | Pocatello, Id. | 12,153 | | |
| South Carolina St. 26, Tennessee St. 25 (ot) | | | Orangeburg, S.C. | 6,224 | | |
| Semifinals (12/12): | | | | | | |
| Eastern Ky. 23, Boise St. 17 | | | Boise, Id. | 20,176 | | |
| Idaho St. 41, South Carolina St. 12 | | | Pocatello, Id. | 12,300 | | |
| Championship (12/19): | | | | | | |
| Idaho St. 34, Eastern Ky. 23 | | | Wichita Falls, Tex. | 11,002 | | |
| 1982 | | | | | | |
| First Round (11/27): | | | Site | Attendance | | |
| Idaho 21, Montana 7 | | | Moscow, Id. | 8,000 | | |
| Eastern Ill. 16, Jackson St. 13 (ot) | | | Charleston, Ill. | 5,000 | | |
| South Carolina St. 17, Furman 0 | | | Greenville, S.C. | 13,865 | | |
| Colgate 21, Boston U. 7 | | | Hamilton, N.Y. | 5,000 | | |
| Quarterfinals (12/4): | | | | | | |
| Eastern Ky. 38, Idaho 30 | | | Richmond, Ky. | 10,893 | | |
| Tennessee St. 20, Eastern Ill. 19 | | | Nashville, Tenn. | 8,000 | | |
| Louisiana Tech 38, South Carolina St. 3 | | | Ruston, La. | 13,000 | | |
| Delaware 20, Colgate 13 | | | Newark, Del. | 11,448 | | |
| Semifinals (12/11): | | | | | | |
| Eastern Ky. 13, Tennessee St. 7 | | | Richmond, Ky. | 7,338 | | |
| Delaware 17, Louisiana Tech 0 | | | Ruston, La. | 13,000 | | |
| Championship (12/18): | | | | | | |
| Eastern Ky. 17, Delaware 14 | | | Wichita Falls, Tex. | 11,257 | | |
| 1983 | | | | | | |
| First Round (11/27): | | | Site | Attendance | | |
| Indiana St. 16, Eastern Ill. 13 (2 ot) | | | Terre Haute, Ind. | 6,222 | | |
| Nevada 27, Idaho St. 20 | | | Pocatello, Id. | 10,333 | | |
| Western Caro. 24, Colgate 23 | | | Cullowhee, N.C. | 6,500 | | |
| Boston U. 24, Eastern Ky. 20 | | | Richmond, Ky. | 4,800 | | |
| Quarterfinals (12/3): | | | | | | |
| Southern Ill. 23, Indiana St. 7 | | | Carbondale, Ill. | 8,000 | | |
| Nevada 20, North Texas 17 (ot) | | | Reno, Nev. | 7,878 | | |
| Western Caro. 28, Holy Cross 21 | | | Worcester, Mass. | 10,814 | | |
| Furman 35, Boston U. 16 | | | Greenville, S.C. | 7,600 | | |
| Semifinals (12/10): | | | | | | |
| Southern Ill. 23, Nevada 7 | | | Carbondale, Ill. | 12,500 | | |
| Western Caro. 14, Furman 7 | | | Greenville, S.C. | 13,034 | | |
| Championship (12/17): | | | | | | |
| Southern Ill. 43, Western Caro. 7 | | | Charleston, S.C. | 15,950 | | |
| 1984 | | | | | | |
| First Round (11/24): | | | | | Site | Attendance |
| Louisiana Tech 66, Mississippi Val. 19 | | | | | Ruston, La. | 17,500 |
| Middle Tenn. 27, Eastern Ky. 10 | | | | | Richmond, Ky. | 4,800 |
| Richmond 35, Boston U. 33 | | | | | Richmond, Va. | 11,236 |
| Arkansas St. 37, Chattanooga 10 | | | | | Jonesboro, Ark. | 10,872 |
| Quarterfinals (12/1): | | | | | | |
| Louisiana Tech 44, Alcorn St. 21 | | | | | Jackson, Miss. | 16,204 |
| Middle Tenn. 42, Indiana St. 41 (3 ot) | | | | | Terre Haute, Ind. | 6,225 |
| Rhode Island 23, Richmond 17 | | | | | Kingston, R.I. | 10,446 |
| Montana St. 31, Arkansas St. 14 | | | | | Bozeman, Mont. | 12,037 |
| Semifinals (12/8): | | | | | | |
| Louisiana Tech 21, Middle Tenn. 13 | | | | | Murfreesboro, Tenn. | 11,000 |
| Montana St. 32, Rhode Island 20 | | | | | Bozeman, Mont. | 12,697 |
| Championship (12/15): | | | | | | |
| Montana St. 19, Louisiana Tech 6 | | | | | Charleston, S.C. | 9,125 |
| 1985 | | | | | | |
| First Round (11/30): | | | | | Site | Attendance |
| Ga. Southern 27, Jackson St. 0 | | | | | Statesboro, Ga. | 4,128 |
| Eastern Wash. 42, Idaho 38 | | | | | Moscow, Id. | 6,500 |
| Rhode Island 35, Akron 27 | | | | | Kingston, R.I. | 7,317 |
| Arkansas St. 10, Grambling 7 | | | | | Jonesboro, Ark. | 5,730 |
| Quarterfinals (12/7): | | | | | | |
| Ga. Southern 28, Middle Tenn. 21 | | | | | Murfreesboro, Tenn. | 9,500 |
| UNL 17, Eastern Wash. 14 | | | | | Cedar Falls, Ia. | 6,220 |
| Furman 59, Rhode Island 15 | | | | | Greenville, S.C. | 9,454 |
| Nevada 24, Arkansas St. 23 | | | | | Reno, Nev. | 10,241 |
| Semifinals (12/14): | | | | | | |
| Ga. Southern 40, UNL 33 | | | | | Cedar Falls, Ia. | 12,300 |
| Furman 35, Nevada 12 | | | | | Greenville, S.C. | 10,300 |
| Championship (12/21): | | | | | | |
| Ga. Southern 44, Furman 42 | | | | | Tacoma, Wash. | 5,306 |
| 1986 | | | | | | |
| First Round (11/29): | | | | | Site | Attendance |
| Nevada 27, Idaho 7 | | | | | Reno, Nev. | 13,715 |
| Tennessee St. 32, Jackson St. 23 | | | | | Jackson, Miss. | 24,000 |
| Ga. Southern 52, N.C. A&T 21 | | | | | Statesboro, Ga. | 7,767 |
| Nicholls St. 28, Appalachian St. 26 | | | | | Boone, N.C. | 6,250 |
| Arkansas St. 48, Sam Houston St. 7 | | | | | Jonesboro, Ark. | 4,500 |
| Delaware 51, William & Mary 17 | | | | | Williamsburg, Va. | 6,340 |
| Eastern Ill. 28, Murray St. 21 | | | | | Charleston, Ill. | 9,500 |
| Eastern Ky. 23, Furman 10 | | | | | Greenville, S.C. | 8,000 |
| Quarterfinals (12/6): | | | | | | |
| Nevada 33, Tennessee St. 6 | | | | | Reno, Nev. | 13,102 |
| Ga. Southern 55, Nicholls St. 31 | | | | | Statesboro, Ga. | 9,121 |
| Arkansas St. 55, Delaware 14 | | | | | Newark, Del. | 12,018 |
| Eastern Ky. 24, Eastern Ill. 22 | | | | | Charleston, Ill. | 9,500 |
| Semifinals (12/13): | | | | | | |
| Ga. Southern 48, Nevada 38 | | | | | Reno, Nev. | 15,100 |
| Arkansas St. 24, Eastern Ky. 10 | | | | | Jonesboro, Ark. | 10,500 |
| Championship (12/20): | | | | | | |
| Ga. Southern 48, Arkansas St. 21 | | | | | Tacoma, Wash. | 4,419 |
| 1987 | | | | | | |
| First Round (11/28): | | | | | Site | Attendance |
| Appalachian St. 20, Richmond 3 | | | | | Boone, N.C. | 4,138 |
| Ga. Southern 31, Maine 28 (ot) | | | | | Statesboro, Ga. | 9,440 |
| Weber St. 59, Idaho 30 | | | | | Moscow, Id. | 4,900 |
| Marshall 41, James Madison 12 | | | | | Huntington, W.Va. | 15,584 |
| La.-Monroe 30, North Texas 9 | | | | | Monroe, La. | 9,500 |
| Eastern Ky. 40, Western Ky. 17 | | | | | Richmond, Ky. | 4,050 |
| UNL 31, Youngstown St. 28 | | | | | Cedar Falls, Ia. | 3,887 |
| Arkansas St. 35, Jackson St. 32 | | | | | Jackson, Miss. | 7,500 |
| Quarterfinals (12/5): | | | | | | |
| Appalachian St. 19, Ga. Southern 0 | | | | | Boone, N.C. | 9,229 |
| Marshall 51, Weber St. 23 | | | | | Huntington, W.Va. | 13,197 |
| La.-Monroe 33, Eastern Ky. 32 | | | | | Monroe, La. | 10,475 |
| UNL 49, Arkansas St. 28 | | | | | Cedar Falls, Ia. | 6,100 |
| Semifinals (12/12): | | | | | | |
| Marshall 24, Appalachian St. 10 | | | | | Boone, N.C. | 10,000 |
| La.-Monroe 44, UNL 41 (2 ot) | | | | | Monroe, La. | 14,443 |
| Championship (12/19): | | | | | | |
| La.-Monroe 43, Marshall 42 | | | | | Pocatello, Id. | 11,513 |
| 1988 | | | | | | |
| First Round (11/26): | | | | | Site | Attendance |
| Idaho 38, Montana 19 | | | | | Moscow, Id. | 5,500 |
| Northwestern St. 22, Boise St. 13 | | | | | Boise, Id. | 10,537 |
| Furman 21, Delaware 7 | | | | | Greenville, S.C. | 7,487 |
| Marshall 7, North Texas 0 | | | | | Huntington, W.Va. | 15,086 |
| Ga. Southern 38, Citadel 20 | | | | | Statesboro, Ga. | 11,011 |
| Stephen F. Austin 24, Jackson St. 0 | | | | | Nacogdoches, Tex. | 5,384 |
| Western Ky. 35, Western Ill. 32 | | | | | Macon, Ill. | 6,000 |
| Eastern Ky. 28, Massachusetts 17 | | | | | Richmond, Ky. | 4,600 |
| Quarterfinals (12/3): | | | | | | |
| Idaho 38, Northwestern St. 30 | | | | | Moscow, Id. | 6,800 |
| Furman 13, Marshall 9 | | | | | Huntington, W.Va. | 16,820 |
| Ga. Southern 27, Stephen F. Austin 6 | | | | | Statesboro, Ga. | 12,289 |
| Eastern Ky. 41, Western Ky. 24 | | | | | Richmond, Ky. | 8,100 |

Semifinals (12/10):

Furman 38, Idaho 7
Ga. Southern 21, Eastern Ky. 17

Championship (12/17):

Furman 17, Ga. Southern 12

1989

First Round (11/25):

Ga. Southern 52, Villanova 36
Middle Tenn. 24, Appalachian St. 21
Eastern Ill. 38, Idaho 21
Montana 48, Jackson St. 7
Furman 24, William & Mary 10
Youngstown St. 28, Eastern Ky. 24
Stephen F. Austin 59, Grambling 56
Missouri St. 38, Maine 35

Quarterfinals (12/2):

Ga. Southern 45, Middle Tenn. 3
Montana 25, Eastern Ill. 19
Furman 42, Youngstown St. 23
Stephen F. Austin 55, Missouri St. 25

Semifinals (12/9):

Ga. Southern 45, Montana 15
Stephen F. Austin 21, Furman 19

Championship (12/16):

Ga. Southern 37, Stephen F. Austin 34

1990

First Round (11/24):

Middle Tenn. 28, Jackson St. 7
Boise St. 20, UNI 3
Nevada 27, La.-Monroe 14
Furman 45, Eastern Ky. 17
UCF 20, Youngstown St. 17
William & Mary 38, Massachusetts 0
Ga. Southern 31, Citadel 0
Idaho 41, Missouri St. 35

Quarterfinals (12/1):

Boise St. 20, Middle Tenn. 13
Nevada 42, Furman 35 (3 ot)
UCF 52, William & Mary 38
Ga. Southern 28, Idaho 27

Semifinals (12/8):

Nevada 59, Boise St. 52 (3 ot)
Ga. Southern 44, UCF 7

Championship (12/15):

Ga. Southern 36, Nevada 13

1991

First Round (11/30):

Nevada 22, McNeese St. 16
Youngstown St. 17, Villanova 16
James Madison 42, Delaware 35 (2 ot)
Samford 29, New Hampshire 13
Eastern Ky. 14, Appalachian St. 3
Middle Tenn. 20, Sam Houston St. 19 (ot)
UNI 38, Weber St. 21
Marshall 20, Western Ill. 17 (ot)

Quarterfinals (12/7):

Youngstown St. 30, Nevada 28
Samford 24, James Madison 21
Eastern Ky. 23, Middle Tenn. 13
Marshall 41, UNI 13

Semifinals (12/14):

Youngstown St. 10, Samford 0
Marshall 14, Eastern Ky. 7

Championship (12/21):

Youngstown St. 25, Marshall 17

1992

First Round (11/28):

La.-Monroe 78, Alcorn St. 27
Delaware 56, Samford 21
Middle Tenn. 35, Appalachian St. 10
Marshall 44, Eastern Ky. 0
Citadel 44, N.C. A&T 0
Youngstown St. 23, Villanova 20
UNI 17, Eastern Wash. 14
McNeese St. 23, Idaho 20

Quarterfinals (12/5):

Delaware 41, La.-Monroe 18
Marshall 35, Middle Tenn. 21
Youngstown St. 42, Citadel 17
UNI 29, McNeese St. 7

Semifinals (12/12):

Marshall 28, Delaware 7
Youngstown St. 19, UNI 7

Championship (12/19):

Marshall 31, Youngstown St. 28

| Site | Attendance |
|------------------|------------|
| Greenville, S.C. | 11,645 |
| Statesboro, Ga. | 14,023 |
| Pocatello, Id. | 11,500 |

| Site | Attendance |
|---------------------|------------|
| Statesboro, Ga. | 10,161 |
| Murfreesboro, Tenn. | 5,000 |
| Moscow, Id. | 6,025 |
| Missoula, Mont. | 11,854 |
| Greenville, S.C. | 8,642 |
| Richmond, Ky. | 3,898 |
| Nacogdoches, Tex. | 7,106 |
| Springfield, Mo. | 7,270 |

| | |
|-------------------|--------|
| Statesboro, Ga. | 11,272 |
| Missoula, Mont. | 12,285 |
| Greenville, S.C. | 8,033 |
| Nacogdoches, Tex. | 10,491 |

| | |
|------------------|--------|
| Statesboro, Ga. | 10,421 |
| Greenville, S.C. | 7,015 |

| | |
|-----------------|--------|
| Statesboro, Ga. | 25,725 |
|-----------------|--------|

| Site | Attendance |
|---------------------|------------|
| Murfreesboro, Tenn. | 7,000 |
| Boise, Id. | 11,691 |
| Reno, Nev. | 11,008 |
| Richmond, Ky. | 4,528 |
| Youngstown, Ohio | 5,000 |
| Williamsburg, Va. | 5,000 |
| Statesboro, Ga. | 11,881 |
| Springfield, Mo. | 8,750 |

| | |
|-----------------|--------|
| Boise, Id. | 15,849 |
| Reno, Nev. | 11,519 |
| Orlando, Fla. | 20,067 |
| Statesboro, Ga. | 11,571 |

| | |
|-----------------|--------|
| Reno, Nev. | 19,776 |
| Statesboro, Ga. | 13,183 |

| | |
|-----------------|--------|
| Statesboro, Ga. | 23,204 |
|-----------------|--------|

| Site | Attendance |
|---------------------|------------|
| Reno, Nev. | 15,000 |
| Youngstown, Ohio | 9,556 |
| Newark, Del. | 14,905 |
| Durham, N.H. | 6,034 |
| Richmond, Ky. | 2,750 |
| Murfreesboro, Tenn. | 2,000 |
| Cedar Falls, Ia. | 8,723 |
| Huntington, W.Va. | 16,840 |

| | |
|-------------------|--------|
| Reno, Nev. | 13,476 |
| Harrisonburg, Va. | 9,028 |
| Richmond, Ky. | 3,650 |
| Huntington, W.Va. | 16,889 |

| | |
|-------------------|--------|
| Youngstown, Ohio | 17,003 |
| Huntington, W.Va. | 21,084 |

| | |
|-----------------|--------|
| Statesboro, Ga. | 12,667 |
|-----------------|--------|

| Site | Attendance |
|---------------------|------------|
| Monroe, La. | 14,416 |
| Newark, Del. | 11,364 |
| Murfreesboro, Tenn. | 4,000 |
| Huntington, W.Va. | 16,598 |
| Charleston, S.C. | 12,300 |
| Youngstown, Ohio | 9,465 |
| Cedar Falls, Ia. | 13,149 |
| Moscow, Id. | 6,000 |

| | |
|-------------------|--------|
| Monroe, La. | 10,172 |
| Huntington, W.Va. | 14,011 |
| Charleston, S.C. | 12,300 |
| Cedar Falls, Ia. | 13,375 |

| | |
|-------------------|--------|
| Huntington, W.Va. | 16,323 |
| Cedar Falls, Ia. | 14,682 |

| | |
|-------------------|--------|
| Huntington, W.Va. | 31,304 |
|-------------------|--------|

1993

First Round (11/27):

Ga. Southern 14, Eastern Ky. 12
Youngstown St. 56, UCF 30
Boston U. 27, UNI 21 (2 ot)
Idaho 34, La.-Monroe 31
Delaware 49, Montana 48
Marshall 28, Howard 14
McNeese St. 34, William & Mary 28
Troy 42, Stephen F. Austin 20

Quarterfinals (12/4):

Youngstown St. 34, Ga. Southern 14
Idaho 21, Boston U. 14
Marshall 34, Delaware 31
Troy 35, McNeese St. 28

Semifinals (12/11):

Youngstown St. 35, Idaho 16
Marshall 24, Troy 21

Championship (12/18):

Youngstown St. 17, Marshall 5

1994

First Round (11/26):

Youngstown St. 63, Alcorn St. 20
Eastern Ky. 30, Boston U. 23
McNeese St. 38, Idaho 21
Montana 23, UNI 20
Marshall 49, Middle Tenn. St. 14
James Madison 45, Troy 26
Boise St. 24, North Texas 20
Appalachian St. 17, New Hampshire 10 (ot)

Quarterfinals (12/3):

Youngstown St. 18, Eastern Ky. 15
Montana 30, McNeese St. 28
Marshall 28, James Madison 21 (ot)
Boise St. 17, Appalachian St. 14

Semifinals (12/10):

Youngstown St. 28, Montana 9
Boise St. 28, Marshall 24

Championship (12/17):

Youngstown St. 28, Boise St. 14

1995

First Round (11/25):

McNeese St. 33, Idaho 3
Delaware 38, Hofstra 17
UNI 35, Murray St. 34
Marshall 38, Jackson St. 8
Appalachian St. 31, James Madison 24
Stephen F. Austin 34, Eastern Ill. 29
Ga. Southern 24, Troy 21
Montana 48, Eastern Ky. 0

Quarterfinals (12/2):

McNeese St. 52, Delaware 18
Marshall 41, UNI 24
Stephen F. Austin 27, Appalachian St. 17
Montana 45, Ga. Southern 0

Semifinals (12/9):

Marshall 25, McNeese St. 13
Montana 70, Stephen F. Austin 14

Championship (12/16):

Montana 22, Marshall 20

1996

First Round (11/30):

Montana 48, Nicholls St. 3
East Tenn. St. 35, Villanova 29
Troy 29, Florida A&M 25
Murray St. 34, Western Ill. 6
Marshall 59, Delaware 14
Furman 42, Northern Ariz. 31
UNI 21, Eastern Ill. 14
William & Mary 45, Jackson St. 6

Quarterfinals (12/7):

Montana 44, East Tenn. St. 14
Troy 31, Murray St. 3
Marshall 54, Furman 0
UNI 38, William & Mary 35

Semifinals (12/14):

Montana 70, Troy 7
Marshall 31, UNI 14

Championship (12/21):

Marshall 49, Montana 29

1997

First Round (11/29):

Villanova 49, Colgate 28
Youngstown St. 28, Hampton 13
Western Ky. 42, Eastern Ky. 14
Eastern Wash. 40, Northwestern St. 10
Delaware 24, Hofstra 14
Ga. Southern 52, Florida A&M 37
McNeese St. 19, Montana 14
Western Ill. 31, Jackson St. 24

| Site | Attendance |
|-------------------|------------|
| Statesboro, Ga. | 7,278 |
| Youngstown, Ohio | 7,408 |
| Boston, Mass. | 6,882 |
| Monroe, La. | 5,500 |
| Missoula, Mont. | 11,271 |
| Huntington, W.Va. | 13,554 |
| Lake Charles, La. | 17,167 |
| Troy, Ala. | 4,500 |

| | |
|-------------------|--------|
| Youngstown, Ohio | 9,503 |
| Moscow, Id. | 8,800 |
| Huntington, W.Va. | 13,687 |
| Lake Charles, La. | 20,000 |

| | |
|-------------------|--------|
| Youngstown, Ohio | 9,644 |
| Huntington, W.Va. | 14,472 |

| | |
|-------------------|--------|
| Huntington, W.Va. | 29,218 |
|-------------------|--------|

| Site | Attendance |
|-------------------|------------|
| Youngstown, Ohio | 17,795 |
| Richmond, Ky. | 4,111 |
| Lake Charles, La. | 16,000 |
| Missoula, Mont. | 7,958 |
| Huntington, W.Va. | 17,349 |
| Harrisonburg, Va. | 5,200 |
| Boise, Id. | 14,706 |
| Durham, N.H. | 7,329 |

| | |
|-------------------|--------|
| Youngstown, Ohio | 16,023 |
| Missoula, Mont. | 8,419 |
| Huntington, W.Va. | 16,494 |
| Boise, Id. | 15,302 |

| | |
|------------------|--------|
| Youngstown, Ohio | 15,333 |
| Boise, Id. | 20,068 |

| | |
|-------------------|--------|
| Huntington, W.Va. | 27,674 |
|-------------------|--------|

| Site | Attendance |
|-------------------|------------|
| Lake Charles, La. | 15,736 |
| Newark, Del. | 13,295 |
| Murray, Ky. | 7,635 |
| Huntington, W.Va. | 13,035 |
| Boone, N.C. | 9,467 |
| Nacogdoches, Tex. | 3,552 |
| Troy, Ala. | 6,000 |
| Missoula, Mont. | 13,830 |

| | |
|-------------------|--------|
| Lake Charles, La. | 17,239 |
| Huntington, W.Va. | 14,472 |
| Boone, N.C. | 8,941 |
| Missoula, Mont. | 18,518 |

| | |
|-------------------|--------|
| Lake Charles, La. | 18,018 |
| Missoula, Mont. | 18,523 |

| | |
|-------------------|--------|
| Huntington, W.Va. | 32,106 |
|-------------------|--------|

| Site | Attendance |
|---------------------|------------|
| Missoula, Mont. | 13,438 |
| Johnson City, Tenn. | 4,939 |
| Troy, Ala. | 10,200 |
| Murray, Ky. | 2,753 |
| Huntington, W.Va. | 15,429 |
| Flagstaff, Ariz. | 8,700 |
| Cedar Falls, Ia. | 10,402 |
| Williamsburg, Va. | 4,057 |

| | |
|-------------------|--------|
| Missoula, Mont. | 15,025 |
| Troy, Ala. | 6,100 |
| Huntington, W.Va. | 14,096 |
| Cedar Falls, Ia. | 10,796 |

| | |
|-------------------|--------|
| Missoula, Mont. | 18,367 |
| Huntington, W.Va. | 14,414 |

| | |
|-------------------|--------|
| Huntington, W.Va. | 30,052 |
|-------------------|--------|

| Site | Attendance |
|--------------------|------------|
| Villanova, Pa. | 8,875 |
| Youngstown, Ohio | 12,431 |
| Bowling Green, Ky. | 9,000 |
| Cheney, Wash. | 6,384 |
| Newark, Del. | 14,075 |
| Statesboro, Ga. | 10,409 |
| Lake Charles, La. | 13,681 |
| Macomb, Ill. | 8,980 |

Quarterfinals (12/6):

Youngstown St. 37, Villanova 34
 Eastern Wash. 38, Western Ky. 21
 Delaware 16, Ga. Southern 7
 McNeese St. 14, Western Ill. 12

Semifinals (12/13):

Youngstown St. 25, Eastern Wash. 14
 McNeese St. 23, Delaware 21

Championship (12/20):

Youngstown St. 10, McNeese St. 9

1998**First Round (11/28):**

Ga. Southern 49, Colgate 28
 Connecticut 42, Hampton 34
 Florida A&M 27, Troy 17
 Western Ill. 52, Montana 9
 Lehigh 24, Richmond 23
 Massachusetts 21, McNeese St. 19
 Appalachian St. 45, Tennessee St. 31
 Northwestern St. 48, Illinois St. 28

Quarterfinals (12/5):

Ga. Southern 52, Connecticut 30
 Western Ill. 24, Florida A&M 21 (12/4)
 Massachusetts 27, Lehigh 21
 Northwestern St. 31, Appalachian St. 20

Semifinals (12/12):

Ga. Southern 42, Western Ill. 14
 Massachusetts 41, Northwestern St. 31

Championship (12/19):

Massachusetts 55, Ga. Southern 43

1999**First Round (11/27):**

N.C. A&T 24, Tennessee St. 10
 Youngstown St. 30, Montana 27
 Troy 27, James Madison 7
 Florida A&M 44, Appalachian St. 29
 Hofstra 27, Lehigh 15
 Illinois St. 56, Colgate 13
 Massachusetts 30, Furman 23 (ot)
 Ga. Southern 72, Northern Ariz. 29

Quarterfinals (12/4):

Youngstown St. 41, N.C. A&T 3
 Illinois St. 37, Hofstra 20
 Florida A&M 17, Troy 10
 Ga. Southern 38, Massachusetts 21

Semifinals (12/11):

Youngstown St. 27, Florida A&M 24
 Ga. Southern 28, Illinois St. 17

Championship (12/20):

Ga. Southern 59, Youngstown St. 24

2000**First Round (11/25):**

Montana 45, Eastern Ill. 13
 Richmond 10, Youngstown St. 3
 Western Ky. 27, Florida A&M 0
 Appalachian St. 33, Troy 30
 Ga. Southern 42, McNeese St. 17
 Hofstra 31, Furman 24
 Lehigh 37, Western Ill. 7
 Delaware 49, Portland St. 14

Quarterfinals (12/2):

Montana 34, Richmond 20
 Appalachian St. 17, Western Ky. 14
 Ga. Southern 48, Hofstra 20
 Delaware 47, Lehigh 22

Semifinals (12/9):

Montana 19, Appalachian St. 16 (ot)
 Ga. Southern 27, Delaware 18

Championship (12/16):

Ga. Southern 27, Montana 25

2001**First Round (12/1):**

Montana 28, Northwestern St. 19
 Sam Houston St. 34, Northern Ariz. 31
 Maine 14, McNeese St. 10
 UNI 49, Eastern Ill. 43
 Ga. Southern 60, Florida A&M 35
 Appalachian St. 40, William & Mary 27
 Lehigh 27, Hofstra 24 (ot)
 Furman 24, Western Ky. 20

Quarterfinals (12/8):

Montana 49, Sam Houston St. 24
 UNI 56, Maine 28
 Ga. Southern 38, Appalachian St. 24
 Furman 34, Lehigh 17

| Site | Attendance |
|----------------|------------|
| Villanova, Pa. | 7,591 |
| Cheney, Wash. | 6,829 |
| Newark, Del. | 11,203 |
| Macomb, Ill. | 5,000 |

| | |
|--------------------|--------|
| Cheney, Wash. | 8,529 |
| Newark, Del. | 14,461 |
| Chattanooga, Tenn. | 14,771 |

| Site | Attendance |
|-------------------|------------|
| Statesboro, Ga. | 7,676 |
| Storrs, Conn. | 6,193 |
| Tallahassee, Fla. | 16,509 |
| Macomb, Ill. | 3,614 |
| Richmond, Va. | 10,254 |
| Lake Charles, La. | 11,349 |
| Boone, N.C. | 3,885 |
| Natchitoches, La. | 8,118 |

| | |
|-------------------|--------|
| Statesboro, Ga. | 9,096 |
| Macomb, Ill. | 7,400 |
| Amherst, Mass. | 12,108 |
| Natchitoches, La. | 10,817 |

| | |
|-------------------|--------|
| Statesboro, Ga. | 11,140 |
| Natchitoches, La. | 10,424 |

| Site | Attendance |
|------------------|------------|
| Nashville, Tenn. | 10,736 |
| Missoula, Mont. | 17,261 |
| Troy, Ala. | 17,102 |
| Boone, N.C. | 6,837 |
| Hempstead, N.Y. | 6,770 |
| Normal, Ill. | 7,133 |
| Greenville, S.C. | 7,215 |
| Statesboro, Ga. | 7,140 |

| | |
|------------------|--------|
| Youngstown, Ohio | 16,955 |
| Hempstead, N.Y. | 5,586 |
| Troy, Ala. | 12,689 |
| Statesboro, Ga. | 13,121 |

| | |
|--------------------|--------|
| Youngstown, Ohio | 17,846 |
| Statesboro, Ga. | 12,299 |
| Chattanooga, Tenn. | 20,052 |

| Site | Attendance |
|--------------------|------------|
| Missoula, Mont. | 16,212 |
| Richmond, Va. | 5,484 |
| Bowling Green, Ky. | 3,200 |
| Troy, Ala. | 17,589 |
| Statesboro, Ga. | 5,350 |
| Greenville, S.C. | 4,214 |
| Macomb, Ill. | 3,204 |
| Newark, Del. | 12,945 |

| | |
|-----------------|--------|
| Missoula, Mont. | 17,345 |
| Boone, N.C. | 5,100 |
| Statesboro, Ga. | 7,139 |
| Newark, Del. | 16,390 |

| | |
|--------------------|--------|
| Missoula, Mont. | 17,401 |
| Newark, Del. | 15,035 |
| Chattanooga, Tenn. | 17,156 |

| Site | Attendance |
|-------------------|------------|
| Missoula, Mont. | 17,289 |
| Huntsville, Tex. | 8,143 |
| Lake Charles, La. | 12,450 |
| Charleston, Ill. | 6,824 |
| Statesboro, Ga. | 9,884 |
| Boone, N.C. | 5,279 |
| Bethlehem, Pa. | 10,131 |
| Greenville, S.C. | 6,143 |

| | |
|------------------|--------|
| Missoula, Mont. | 18,125 |
| Cedar Falls, Ia. | 9,525 |
| Statesboro, Ga. | 9,352 |
| Greenville, S.C. | 10,189 |

Semifinals (12/15):

Montana 38, UNI 0
 Furman 24, Ga. Southern 17

Championship (12/21):

Montana 13, Furman 6

2002**First Round (11/30):**

McNeese St. 21, Montana St. 14
 Montana 45, Northwestern St. 14
 Villanova 45, Furman 38
 Fordham 29, Northeastern 24
 Ga. Southern 34, Bethune-Cookman 0
 Maine 14, Appalachian St. 13
 Western Ky. 59, Murray St. 20
 Western Ill. 48, Eastern Ill. 9

Quarterfinals (12/7):

McNeese St. 24, Montana 20
 Villanova 24, Fordham 10
 Ga. Southern 31, Maine 7
 Western Ky. 31, Western Ill. 28

Semifinals (12/14):

McNeese St. 39, Villanova 28
 Western Ky. 31, Ga. Southern 28

Championship (12/20):

Western Ky. 34, McNeese St. 14

2003**First Round (11/29):**

Northern Ariz. 35, McNeese St. 3
 Fla. Atlantic 32, Bethune-Cookman 24
 Colgate 19, Massachusetts 7
 Western Ill. 43, Montana 40 (2 ot)
 Wofford 31, N.C. A&T 10
 Western Ky. 45, Jacksonville St. 7
 Delaware 48, Southern Ill. 7
 UNI 35, Montana St. 14

Quarterfinals (12/6):

Fla. Atlantic 48, Northern Ariz. 25
 Colgate 28, Western Ill. 27
 Wofford 34, Western Ky. 17
 Delaware 37, UNI 7

Semifinals (12/13):

Colgate 36, Fla. Atlantic 24
 Delaware 24, Wofford 9

Championship (12/19):

Delaware 40, Colgate 0

2004**First Round (11/27):**

Eastern Wash. 35, Southern Ill. 31
 Sam Houston St. 54, Western Ky. 24
 Montana 56, Northwestern St. 7
 New Hampshire 27, Ga. Southern 23
 William & Mary 42, Hampton 35
 Delaware 28, Lafayette 14
 James Madison 14, Lehigh 13
 Furman 49, Jacksonville St. 7

Quarterfinals (12/4):

Sam Houston St. 35, Eastern Wash. 34
 Montana 47, New Hampshire 17
 William & Mary 44, Delaware 38 (2 ot)
 James Madison 14, Furman 13

Semifinals (12/11):

Montana 34, Sam Houston St. 13
 James Madison 48, William & Mary 34

Championship (12/17):

James Madison 31, Montana 21

2005**First Round (11/26):**

New Hampshire 55, Colgate 21
 UNI 41, Eastern Wash. 38
 Cal Poly 35, Montana 21
 Texas St. 50, Ga. Southern 35
 Richmond 38, Hampton 10
 Furman 14, Nicholls St. 12
 Southern Ill. 21, Eastern Ill. 6
 Appalachian St. 34, Lafayette 23

Quarterfinals (12/3):

UNI 24, New Hampshire 21
 Texas St. 14, Cal Poly 7
 Furman 24, Richmond 20
 Appalachian St. 38, Southern Ill. 24

Semifinals:

UNI 40, Texas St. 37 (ot) (12/9)
 Appalachian St. 29, Furman 23 (12/10)

Championship (12/16):

Appalachian St. 21, UNI 16

| Site | Attendance |
|-----------------|------------|
| Missoula, Mont. | 18,848 |
| Statesboro, Ga. | 11,827 |

| | |
|--------------------|--------|
| Chattanooga, Tenn. | 12,698 |
|--------------------|--------|

| Site | Attendance |
|--------------------|------------|
| Lake Charles, La. | 16,211 |
| Missoula, Mont. | 15,758 |
| Villanova, Pa. | 3,031 |
| Boston, Mass. | 6,848 |
| Statesboro, Ga. | 7,395 |
| Boone, N.C. | 4,311 |
| Bowling Green, Ky. | 3,300 |
| Macomb, Ill. | 2,429 |

| | |
|-------------------|--------|
| Lake Charles, La. | 15,758 |
| Villanova, Pa. | 4,351 |
| Statesboro, Ga. | 6,708 |
| Macomb, Ill. | 3,285 |

| | |
|--------------------|--------|
| Lake Charles, La. | 16,517 |
| Statesboro, Ga. | 6,573 |
| Chattanooga, Tenn. | 12,360 |

| Site | Attendance |
|---------------------|------------|
| Lake Charles, La. | 14,300 |
| Daytona Beach, Fla. | 8,468 |
| Hamilton, N.Y. | 4,197 |
| Missoula, Mont. | 10,165 |
| Spartanburg, S.C. | 10,500 |
| Bowling Green, Ky. | 3,573 |
| Newark, Del. | 14,572 |
| Cedar Falls, Ia. | 10,165 |

| | |
|-------------------|--------|
| Flagstaff, Ariz. | 9,314 |
| Hamilton, N.Y. | 5,287 |
| Spartanburg, S.C. | 7,500 |
| Newark, Del. | 11,881 |

| | |
|--------------------|--------|
| Boca Raton, Fla. | 12,857 |
| Newark, Del. | 14,351 |
| Chattanooga, Tenn. | 14,281 |

| Site | Attendance |
|-------------------|------------|
| Carbondale, Ill. | 7,062 |
| Huntsville, Tex. | 3,767 |
| Missoula, Mont. | 15,507 |
| Statesboro, Ga. | 5,541 |
| Williamsburg, Va. | 7,144 |
| Newark, Del. | 13,757 |
| Bethlehem, Pa. | 5,568 |
| Greenville, S.C. | 4,892 |

| | |
|-------------------|--------|
| Cheney, Wash. | 6,817 |
| Missoula, Mont. | 20,055 |
| Williamsburg, Va. | 8,715 |
| Greenville, S.C. | 6,260 |

| | |
|--------------------|--------|
| Missoula, Mont. | 22,583 |
| Williamsburg, Va. | 11,291 |
| Chattanooga, Tenn. | 15,599 |

| Site | Attendance |
|------------------|------------|
| Durham, N.H. | 7,708 |
| Cedar Falls, Ia. | 7,746 |
| Missoula, Mont. | 16,162 |
| San Marcos, Tex. | 10,000 |
| Hampton, Va. | 5,343 |
| Greenville, S.C. | 4,125 |
| Charleston, Ill. | 2,896 |
| Boone, N.C. | 6,327 |

| | |
|------------------|--------|
| Durham, N.H. | 8,448 |
| San Marcos, Tex. | 15,411 |
| Richmond, Va. | 6,603 |
| Boone, N.C. | 11,108 |

| | |
|------------------|--------|
| San Marcos, Tex. | 15,712 |
| Boone, N.C. | 15,307 |

| | |
|--------------------|--------|
| Chattanooga, Tenn. | 19,219 |
|--------------------|--------|



Attendance Records

All-Time College Football

Attendance 408

All-Time NCAA Attendance 408

Annual Conference

Attendance Leaders..... 409

Largest Regular-Season Crowds 414

2005 Attendance 415

Annual Team Attendance Leaders... 418



All-Time College Football Attendance

(Includes all divisions and non-NCAA teams)

| Year | No. Teams | G | Total Attendance | P/G Avg. | Yearly Total Att. | Change Percent |
|------|-----------|-------|------------------|----------|-------------------|----------------|
| 1948 | 685 | — | 19,134,159 | — | — | — |
| 1949 | 682 | — | 19,651,995 | — | Up 517,836 | +2.71 |
| 1950 | 674 | — | 18,961,688 | — | Dn 690,307 | -3.51 |
| 1951 | 635 | — | 17,480,533 | — | Dn 1,481,155 | -7.81 |
| 1952 | 625 | — | 17,288,062 | — | Dn 192,471 | -1.10 |
| 1953 | 618 | — | 16,681,731 | — | Dn 606,331 | -3.51 |
| 1954 | 614 | — | 17,048,603 | — | Up 366,872 | +2.20 |
| 1955 | 621 | — | 17,266,556 | — | Up 217,953 | +1.28 |
| 1956 | 618 | — | 18,031,805 | — | Up 765,249 | +4.43 |
| 1957 | 618 | 2,586 | 18,290,724 | 7,073 | Up 258,919 | +1.44 |
| 1958 | 618 | 2,673 | 19,280,709 | 7,213 | Up 989,985 | +5.41 |
| 1959 | 623 | 2,695 | 19,615,344 | 7,278 | Up 334,635 | +1.74 |
| 1960 | 620 | 2,711 | 20,403,409 | 7,526 | Up 788,065 | +4.02 |
| 1961 | 616 | 2,697 | 20,677,604 | 7,667 | Up 274,195 | +1.34 |
| 1962 | 610 | 2,679 | 21,227,162 | 7,924 | Up 549,558 | +2.66 |
| 1963 | 616 | 2,686 | 22,237,094 | 8,279 | Up 1,009,932 | +4.76 |
| 1964 | 622 | 2,745 | 23,354,477 | 8,508 | Up 1,117,383 | +5.02 |
| 1965 | 616 | 2,749 | 24,682,572 | 8,979 | Up 1,328,095 | +5.69 |
| 1966 | 616 | 2,768 | 25,275,899 | 9,131 | Up 593,327 | +2.40 |
| 1967 | 610 | 2,764 | 26,430,639 | 9,562 | Up 1,154,740 | +4.57 |
| 1968 | 612 | 2,786 | 27,025,846 | 9,701 | Up 595,207 | +2.25 |
| 1969 | 615 | 2,820 | 27,626,160 | 9,797 | Up 600,314 | +2.22 |
| 1970 | 617 | 2,895 | 29,465,604 | 10,178 | Up 1,839,444 | +6.66 |
| 1971 | 618 | 2,955 | 30,455,442 | 10,306 | Up 989,838 | +3.36 |
| 1972 | 620 | 2,997 | 30,828,802 | 10,287 | Up 373,360 | +1.23 |
| 1973 | 630 | 3,062 | 31,282,540 | 10,216 | Up 453,738 | +1.47 |
| 1974 | 634 | 3,101 | 31,234,855 | 10,073 | Dn 47,685 | -0.15 |
| 1975 | 634 | 3,089 | 31,687,847 | 10,258 | Up 452,992 | +1.45 |
| 1976 | 637 | 3,108 | 32,012,008 | 10,299 | Up 324,161 | +1.02 |
| 1977 | 638 | 3,145 | 32,905,178 | 10,463 | Up 893,170 | +2.79 |

Beginning in 1978, attendance includes NCAA teams only.

All-Time NCAA Attendance

Annual Total NCAA Attendance

(Includes Only NCAA Teams, All Divisions)

| Year | No. Teams | G | Total Attendance | P/G Avg. | Yearly Total Att. | Change Percent |
|------|-----------|-------|------------------|----------|-------------------|----------------|
| 1978 | 484 | 2,422 | 32,369,730 | 13,365 | — | — |
| 1979 | 478 | 2,381 | 32,874,755 | 13,807 | Up 505,025 | +1.56 |
| 1980 | 485 | 2,451 | 33,707,772 | 13,753 | Up 833,017 | +2.53 |
| 1981 | 497 | 2,505 | 34,230,471 | 13,665 | Up 522,699 | +1.55 |
| 1982 | 510 | 2,569 | 35,176,195 | 13,693 | Up 945,724 | +2.76 |
| 1983 | 505 | 2,557 | 34,817,264 | 13,616 | Dn 358,931 | -1.02 |
| 1984 | 501 | 2,542 | 35,211,076 | *13,852 | Up 393,812 | +1.13 |
| 1985 | 509 | 2,599 | 34,951,548 | 13,448 | Dn 259,528 | -0.74 |
| 1986 | 510 | 2,605 | 35,030,902 | 13,448 | Up 79,354 | +0.23 |
| 1987 | 507 | 2,589 | 35,007,541 | 13,522 | Dn 23,361 | -0.07 |
| 1988 | 524 | 2,644 | 34,323,842 | 12,982 | Dn 683,699 | -1.95 |
| 1989 | 524 | 2,630 | 35,116,188 | 13,352 | Up 792,346 | +2.31 |
| 1990 | 533 | 2,704 | 35,329,946 | 13,066 | Up 213,758 | +0.61 |
| 1991 | 548 | 2,776 | 35,528,220 | 12,798 | Up 198,274 | +0.56 |
| 1992 | 552 | 2,824 | 35,225,431 | 12,474 | Dn 302,789 | -0.85 |
| 1993 | 560 | 2,888 | 34,870,634 | 12,074 | Dn 354,797 | -1.01 |
| 1994 | 568 | 2,907 | 36,459,896 | 12,542 | Up 1,591,352 | +4.56 |
| 1995 | 565 | 2,923 | 35,637,784 | 12,192 | Dn 822,112 | -2.25 |
| 1996 | 566 | 2,925 | 36,083,053 | 12,336 | Up 445,269 | +1.25 |
| 1997 | 581 | 2,998 | 36,857,849 | 12,294 | Up 774,796 | +2.15 |
| 1998 | 595 | 3,044 | 37,491,078 | 12,316 | Up 633,229 | +1.72 |
| 1999 | 601 | 3,137 | 39,482,657 | 12,586 | Up 1,991,477 | +5.31 |
| 2000 | 606 | 3,122 | 39,059,225 | 12,511 | Dn 423,432 | -1.07 |
| 2001 | 608 | 3,193 | 40,480,823 | 12,678 | Up 1,421,598 | +3.64 |
| 2002 | *617 | 3,395 | 44,556,215 | 13,124 | *Up 4,075,392 | *+10.07 |
| 2003 | *617 | 3,401 | *46,144,539 | 13,568 | Up 1,588,324 | +3.56 |
| 2004 | 612 | 3,266 | 43,105,548 | 13,198 | Dn 3,038,991 | -6.59 |
| 2005 | 615 | 3,304 | 43,486,574 | 13,162 | Up 381,026 | +0.88 |

*Record.

Annual Division I-A Attendance

| Year | Teams | G | Attendance | Avg. |
|------|-------|-----|-------------|---------|
| 1976 | 137 | 796 | 23,917,522 | 30,047 |
| 1977 | 144 | 799 | 24,613,285 | 30,805 |
| 1978 | 139 | 772 | 25,017,915 | 32,407 |
| 1979 | 139 | 774 | 25,862,801 | 33,414 |
| 1980 | 139 | 776 | 26,499,022 | 34,148 |
| 1981 | 137 | 768 | 26,588,688 | 34,621 |
| 1982 | 97 | 567 | 24,771,855 | 43,689 |
| 1983 | 105 | 602 | 25,381,761 | 42,162 |
| 1984 | 105 | 606 | 25,783,807 | 42,548 |
| 1985 | 105 | 605 | 25,434,412 | 42,040 |
| 1986 | 105 | 611 | 25,692,095 | 42,049 |
| 1987 | 104 | 607 | 25,471,744 | 41,963 |
| 1988 | 104 | 605 | 25,079,490 | 41,454 |
| 1989 | 106 | 603 | 25,307,915 | 41,970 |
| 1990 | 106 | 615 | 25,513,098 | 41,485 |
| 1991 | 106 | 610 | 25,646,067 | 42,043 |
| 1992 | 107 | 617 | 25,402,046 | 41,170 |
| 1993 | 106 | 613 | 25,305,438 | 41,281 |
| 1994 | 107 | 614 | 25,590,190 | 41,678 |
| 1995 | 108 | 623 | 25,836,469 | 41,471 |
| 1996 | 111 | 644 | 26,620,942 | 41,337 |
| 1997 | 112 | 655 | 27,565,959 | 42,085 |
| 1998 | 112 | 651 | 27,674,217 | 42,510 |
| 1999 | 114 | 666 | 29,032,973 | 43,593 |
| 2000 | 114 | 661 | 28,839,284 | 43,630 |
| 2001 | 115 | 688 | 30,298,574 | 44,039 |
| 2002 | 117 | 775 | 34,384,264 | 44,367 |
| 2003 | 117 | 772 | *35,085,646 | 45,447 |
| 2004 | 118 | 711 | 32,495,401 | 45,704 |
| 2005 | 117 | 709 | 32,641,526 | *46,039 |

*Record.

Annual Division I-AA Attendance

| Year | Teams | G | Attendance | Avg. |
|------|-------|-----|------------|---------|
| 1978 | 38 | 201 | 2,032,766 | 10,113 |
| 1979 | 39 | 211 | 2,073,890 | 9,829 |
| 1980 | 46 | 251 | 2,617,932 | 10,430 |
| 1981 | 50 | 270 | 2,950,156 | 10,927 |
| 1982 | 92 | 483 | 5,655,519 | *11,709 |
| 1983 | 84 | 450 | 4,879,709 | 10,844 |
| 1984 | 87 | 465 | 5,061,480 | 10,885 |
| 1985 | 87 | 471 | 5,143,077 | 10,919 |
| 1986 | 86 | 456 | 5,044,992 | 11,064 |
| 1987 | 87 | 460 | 5,129,250 | 11,151 |
| 1988 | 88 | 465 | 4,801,637 | 10,326 |
| 1989 | 89 | 471 | 5,278,520 | 11,020 |
| 1990 | 87 | 473 | 5,328,477 | 11,265 |
| 1991 | 89 | 490 | 5,386,425 | 10,993 |
| 1992 | 88 | 485 | 5,057,955 | 10,429 |
| 1993 | 115 | 623 | 5,356,873 | 8,599 |
| 1994 | 117 | 643 | *6,193,989 | 9,633 |
| 1995 | 119 | 647 | 5,660,329 | 8,749 |
| 1996 | 116 | 629 | 5,255,033 | 8,355 |
| 1997 | 118 | 642 | 5,212,048 | 8,118 |
| 1998 | 119 | 631 | 5,555,862 | 8,805 |
| 1999 | 122 | 661 | 5,949,345 | 9,001 |
| 2000 | 122 | 664 | 5,722,107 | 8,618 |
| 2001 | 123 | 649 | 5,375,851 | 8,283 |
| 2002 | 123 | 700 | 5,525,250 | 7,893 |
| 2003 | 121 | 699 | 6,070,116 | 8,684 |
| 2004 | 119 | 658 | 5,650,727 | 8,588 |
| 2005 | 116 | 638 | 5,436,122 | 8,521 |

*Record.

Annual Division II Attendance

| Year | Teams | G | Attendance | Avg. |
|------|-------|-----|------------|--------|
| 1978 | 103 | 518 | 2,871,683 | *5,544 |
| 1979 | 105 | 526 | 2,775,569 | 5,277 |
| 1980 | 111 | 546 | 2,584,765 | 4,734 |
| 1981 | 121 | 589 | 2,726,537 | 4,629 |
| 1982 | 126 | 618 | 2,745,964 | 4,443 |
| 1983 | 122 | 611 | 2,705,892 | 4,429 |
| 1984 | 114 | 568 | 2,413,947 | 4,250 |
| 1985 | 114 | 569 | 2,475,325 | 4,350 |
| 1986 | 111 | 551 | 2,404,852 | 4,365 |
| 1987 | 107 | 541 | 2,424,041 | 4,481 |

| Year | Teams | G | Attendance | Avg. |
|------|-------|-----|------------|-------|
| 1988 | 117 | 580 | 2,570,964 | 4,493 |
| 1989 | 116 | 579 | 2,572,496 | 4,428 |
| 1990 | 120 | 580 | 2,472,811 | 4,263 |
| 1991 | 128 | 622 | 2,490,929 | 4,005 |
| 1992 | 129 | 643 | 2,733,094 | 4,251 |
| 1993 | 142 | 718 | 2,572,053 | 3,582 |
| 1994 | 142 | 704 | 2,791,074 | 3,965 |
| 1995 | 138 | 705 | 2,459,792 | 3,489 |
| 1996 | 139 | 701 | 2,514,241 | 3,587 |
| 1997 | 142 | 710 | 2,349,442 | 3,309 |
| 1998 | 149 | 747 | 2,443,660 | 3,271 |
| 1999 | 147 | 749 | 2,504,118 | 3,343 |
| 2000 | 149 | 739 | 2,512,290 | 3,400 |
| 2001 | 145 | 752 | 2,648,761 | 3,522 |
| 2002 | 149 | 783 | 2,647,038 | 3,381 |
| 2003 | 150 | 786 | 2,835,856 | 3,608 |
| 2004 | 148 | 768 | 2,851,498 | 3,713 |
| 2005 | 147 | 778 | *2,989,274 | 3,842 |

*Record.

Annual Division III Attendance

| Year | Teams | G | Attendance | Avg. |
|------|-------|-------|------------|--------|
| 1978 | 204 | 931 | *2,447,366 | *2,629 |
| 1979 | 195 | 870 | 2,162,495 | 2,486 |
| 1980 | 189 | 878 | 2,006,053 | 2,285 |
| 1981 | 189 | 878 | 1,965,090 | 2,238 |
| 1982 | 195 | 901 | 2,002,857 | 2,223 |
| 1983 | 194 | 894 | 1,849,902 | 2,069 |
| 1984 | 195 | 903 | 1,951,842 | 2,162 |
| 1985 | 203 | 954 | 1,898,734 | 1,990 |
| 1986 | 208 | 987 | 1,888,963 | 1,914 |
| 1987 | 209 | 981 | 1,982,506 | 2,021 |
| 1988 | 215 | 994 | 1,871,751 | 1,883 |
| 1989 | 213 | 977 | 1,957,257 | 1,948 |
| 1990 | 220 | 1,036 | 2,015,560 | 1,946 |
| 1991 | 225 | 1,054 | 2,004,799 | 1,902 |
| 1992 | 228 | 1,079 | 2,032,336 | 1,884 |
| 1993 | 197 | 934 | 1,636,270 | 1,752 |
| 1994 | 202 | 946 | 1,884,643 | 1,992 |
| 1995 | 200 | 948 | 1,681,194 | 1,773 |
| 1996 | 200 | 951 | 1,692,837 | 1,780 |
| 1997 | 209 | 991 | 1,730,400 | 1,746 |
| 1998 | 215 | 1,015 | 1,817,339 | 1,790 |
| 1999 | 218 | 1,061 | 1,996,221 | 1,881 |
| 2000 | 221 | 1,058 | 1,985,544 | 1,877 |
| 2001 | 225 | 1,104 | 2,157,637 | 1,954 |
| 2002 | 228 | 1,137 | 1,999,663 | 1,759 |
| 2003 | 229 | 1,144 | 2,152,921 | 1,882 |
| 2004 | 227 | 1,129 | 2,107,855 | 1,867 |
| 2005 | 227 | 1,135 | 2,088,019 | 1,840 |

*Record.

Annual Conference Attendance Leaders

(Based on per-game average; minimum 20 games)

Division I-A

| Year | Conference | Teams | Attendance | P/G Avg. |
|------|--------------|-------|------------|----------|
| 1978 | Big Ten | 10 | 3,668,926 | 61,149 |
| 1979 | Big Ten | 10 | 3,865,170 | 63,363 |
| 1980 | Big Ten | 10 | 3,781,232 | 64,089 |
| 1981 | Big Ten | 10 | 3,818,728 | 63,645 |
| 1982 | Big Ten | 10 | 3,935,722 | 66,707 |
| 1983 | Big Ten | 10 | 3,710,931 | 67,471 |
| 1984 | Big Ten | 10 | 3,943,802 | 67,997 |
| 1985 | Big Ten | 10 | 4,015,693 | 66,928 |
| 1986 | Big Ten | 10 | 4,006,845 | 65,686 |
| 1987 | Big Ten | 10 | 3,990,524 | 65,418 |
| 1988 | Southeastern | 10 | 3,912,241 | 63,101 |
| 1989 | Southeastern | 10 | 4,123,005 | 65,445 |
| 1990 | Southeastern | 10 | 4,215,400 | 63,870 |
| 1991 | Southeastern | 10 | 4,063,190 | 66,610 |
| 1992 | Southeastern | 12 | 4,844,014 | 63,737 |

| Year | Conference | Teams | Attendance | P/G Avg. |
|------|--------------|-------|------------|----------|
| 1993 | Big Ten | 11 | 4,320,397 | 63,535 |
| 1994 | Big Ten | 11 | 4,452,839 | 66,460 |
| 1995 | Big Ten | 11 | 4,592,499 | 67,537 |
| 1996 | Big Ten | 11 | 4,321,276 | 67,520 |
| 1997 | Big Ten | 11 | 4,744,211 | 67,774 |
| 1998 | Southeastern | 12 | 5,059,534 | 69,309 |
| 1999 | Southeastern | 12 | 5,500,664 | 70,521 |
| 2000 | Southeastern | 12 | 5,143,777 | 72,448 |
| 2001 | Southeastern | 12 | 5,554,028 | 73,079 |
| 2002 | Southeastern | 12 | 6,085,156 | 73,315 |
| 2003 | Southeastern | 12 | *6,146,890 | 74,059 |
| 2004 | Southeastern | 12 | 5,719,678 | 74,282 |
| 2005 | Southeastern | 12 | 5,593,429 | *74,579 |

*Record.

Division I-AA

| Year | Conference | Teams | Attendance | P/G Avg. |
|------|-----------------------|-------|------------|----------|
| 1978 | Southwestern Athletic | 5 | 483,159 | 17,895 |
| 1979 | Southwestern Athletic | 6 | 513,768 | 16,055 |
| 1980 | Southwestern Athletic | 7 | 611,234 | 16,085 |
| 1981 | Southwestern Athletic | 7 | 662,221 | 18,921 |
| 1982 | Southwestern Athletic | 7 | 634,505 | 18,129 |
| 1983 | Southwestern Athletic | 8 | 709,160 | 16,117 |
| 1984 | Southwestern Athletic | 8 | 702,186 | 17,555 |
| 1985 | Southwestern Athletic | 8 | 790,296 | 17,961 |
| 1986 | Southwestern Athletic | 8 | 621,584 | 16,357 |
| 1987 | Southwestern Athletic | 8 | 697,534 | 16,608 |
| 1988 | Southwestern Athletic | 8 | 541,127 | 14,240 |
| 1989 | Southwestern Athletic | 8 | 796,844 | 18,110 |
| 1990 | Southwestern Athletic | 7 | 828,169 | 20,704 |
| 1991 | Southwestern Athletic | 8 | 856,491 | 18,223 |
| 1992 | Southwestern Athletic | 8 | 873,772 | 20,804 |
| 1993 | Southwestern Athletic | 8 | 772,714 | 18,398 |
| 1994 | Southwestern Athletic | 8 | *958,508 | *23,378 |
| 1995 | Southwestern Athletic | 8 | 628,702 | 16,545 |
| 1996 | Southwestern Athletic | 8 | 600,798 | 15,405 |
| 1997 | Southwestern Athletic | 8 | 567,929 | 15,776 |
| 1998 | Southwestern Athletic | 9 | 516,042 | 13,580 |
| 1999 | Southwestern Athletic | 10 | 781,226 | 15,318 |
| 2000 | Southwestern Athletic | 10 | 506,076 | 11,502 |
| 2001 | Southwestern Athletic | 10 | 583,599 | 12,417 |
| 2002 | Southwestern Athletic | 10 | 459,911 | 10,950 |
| 2003 | Southwestern Athletic | 10 | 579,976 | 12,083 |
| 2004 | Southwestern Athletic | 10 | 521,986 | 11,600 |
| 2005 | Southern | 8 | 512,370 | 11,138 |

*Record.

Division II

| Year | Conference | Teams | Attendance | P/G Avg. |
|------|--------------------------|-------|------------|----------|
| 1978 | Mid-Continent | 6 | 237,458 | 9,133 |
| 1979 | Mid-Continent | 6 | 313,790 | 9,509 |
| 1980 | Southern Intercollegiate | 12 | 356,744 | 7,280 |
| 1981 | Lone Star | 8 | 340,876 | 7,575 |
| 1982 | Lone Star | 8 | 348,780 | 8,507 |
| 1983 | Lone Star | 8 | 296,350 | 7,228 |
| 1984 | Central Intercollegiate | 12 | 418,075 | 6,743 |
| 1985 | Central Intercollegiate | 12 | 378,160 | 6,099 |
| 1986 | Central Intercollegiate | 12 | 380,172 | 6,670 |
| 1987 | Lone Star | 6 | 208,709 | 6,325 |
| 1988 | Central Intercollegiate | 12 | 343,070 | 6,473 |
| 1989 | Lone Star | 8 | 249,570 | 5,942 |
| 1990 | Southern Intercollegiate | 9 | 264,741 | 6,967 |
| 1991 | Central Intercollegiate | 11 | 349,962 | 6,603 |
| 1992 | Southern Intercollegiate | 9 | 344,504 | 7,489 |
| 1993 | Southern Intercollegiate | 9 | 342,446 | 8,352 |
| 1994 | Southern Intercollegiate | 9 | *456,289 | *10,140 |
| 1995 | Southern Intercollegiate | 10 | 321,751 | 6,846 |
| 1996 | Southern Intercollegiate | 10 | 310,491 | 6,750 |
| 1997 | Southern Intercollegiate | 10 | 314,975 | 6,562 |
| 1998 | Southern Intercollegiate | 11 | 399,277 | 7,005 |
| 1999 | Southern Intercollegiate | 10 | 305,640 | 6,946 |
| 2000 | Southern Intercollegiate | 8 | 288,807 | 7,405 |
| 2001 | Southern Intercollegiate | 8 | 220,869 | 7,125 |
| 2002 | North Central | 9 | 307,688 | 5,594 |
| 2003 | Southern Intercollegiate | 9 | 254,321 | 6,521 |
| 2004 | Southern Intercollegiate | 9 | 289,352 | 6,889 |
| 2005 | Southern Intercollegiate | 10 | 292,627 | 6,361 |

*Record.

Division III

| Year | Conference | Teams | Attendance | P/G Avg. |
|------|---------------------------|-------|------------|----------|
| 1979 | Great Lakes | 6 | 90,531 | 3,482 |
| 1980 | Great Lakes | 7 | 113,307 | 3,333 |
| 1981 | Ohio Athletic | 14 | *196,640 | 2,979 |
| 1982 | New Jersey State | 7 | 98,502 | 2,985 |
| 1983 | Heartland | 7 | 121,825 | 3,384 |
| 1984 | Heartland | 7 | 107,500 | 2,986 |
| 1985 | Ohio Athletic | 9 | 125,074 | 2,719 |
| 1986 | Heartland | 7 | 91,793 | 2,550 |
| 1987 | Heartland | 6 | 84,815 | 3,029 |
| 1988 | Heartland | 5 | 82,966 | 2,963 |
| 1989 | Old Dominion | 5 | 70,676 | 2,945 |
| 1990 | Old Dominion | 6 | 86,238 | 2,974 |
| 1991 | Old Dominion | 6 | 101,774 | 3,283 |
| 1992 | Old Dominion | 6 | 100,132 | 3,338 |
| 1993 | Old Dominion | 6 | 96,526 | 3,218 |
| 1994 | Old Dominion | 6 | 111,334 | *3,976 |
| 1995 | Old Dominion | 6 | 105,819 | 3,527 |
| 1996 | Old Dominion | 6 | 90,277 | 3,113 |
| 1997 | Old Dominion | 6 | 92,810 | 3,094 |
| 1998 | Old Dominion | 6 | 112,329 | 3,744 |
| 1999 | Old Dominion | 7 | 103,435 | 2,955 |
| 2000 | Old Dominion | 7 | 115,054 | 3,486 |
| 2001 | Old Dominion | 7 | 108,487 | 3,014 |
| 2002 | Ohio Athletic | 10 | 149,453 | 2,768 |
| 2003 | Ohio Athletic | 10 | 163,948 | 3,093 |
| 2004 | Old Dominion | 7 | 89,388 | 2,883 |
| 2005 | Minnesota Intercollegiate | 9 | 129,785 | 3,018 |

*Record. Note: 1978 figures not available.

Annual Division I-A Conference Attendance

(Since 1978)

ATLANTIC COAST CONFERENCE

| Season | Teams | Games | Attendance | P/G | Change in P/G (Percent) |
|--------|-------|-------|------------|--------|-------------------------|
| 1978 | 7 | 39 | 1,475,410 | 37,831 | Up 3.88 |
| 1979 | 7 | 40 | 1,620,776 | 40,519 | Up 7.11 |
| 1980 | 7 | 41 | 1,590,495 | 38,793 | Dn 4.26 |
| 1981 | 7 | 40 | 1,589,152 | 39,729 | Up 2.41 |
| 1982 | 7 | 41 | 1,706,451 | 41,621 | Up 4.76 |
| 1983 | 8 | 49 | 2,087,800 | 42,608 | Up 3.71 |
| 1984 | 8 | 46 | 1,998,274 | 43,441 | Up 1.96 |
| 1985 | 8 | 48 | 2,029,574 | 42,283 | Dn 2.67 |
| 1986 | 8 | 45 | 1,848,949 | 41,088 | Dn 2.83 |
| 1987 | 8 | 47 | 1,970,198 | 41,919 | Up 2.02 |
| 1988 | 8 | 47 | 1,911,949 | 40,680 | Dn 2.96 |
| 1989 | 8 | 49 | 2,010,317 | 41,027 | Up 0.85 |
| 1990 | 8 | 47 | 1,988,781 | 42,314 | Up 3.14 |
| 1991 | 8 | 51 | 2,257,413 | 44,263 | Up 4.61 |
| 1992 | 9 | 53 | 2,332,674 | 44,013 | Dn 0.56 |
| 1993 | 9 | 54 | 2,379,045 | 44,056 | Up 0.10 |
| 1994 | 9 | 51 | 2,248,700 | 44,092 | Up 0.08 |
| 1995 | 9 | 51 | 2,329,868 | 45,684 | Up 3.61 |
| 1996 | 9 | 50 | 2,203,849 | 44,077 | Dn 3.52 |
| 1997 | 9 | 52 | 2,333,784 | 44,880 | Up 1.82 |
| 1998 | 9 | 51 | 2,330,879 | 45,704 | Up 1.84 |
| 1999 | 9 | 51 | 2,298,711 | 45,073 | Dn 1.38 |
| 2000 | 9 | 54 | 2,653,816 | 49,145 | Up 9.03 |
| 2001 | 9 | 56 | 2,784,520 | 49,724 | Up 1.18 |
| 2002 | 9 | 58 | 2,957,611 | 50,993 | Up 2.55 |
| 2003 | 9 | 58 | 3,012,392 | 51,938 | Up 1.85 |
| 2004 | 11 | 66 | 3,678,508 | 55,735 | Up 7.31 |
| 2005 | 12 | 72 | 3,761,402 | 52,242 | Dn 6.27 |

BIG EAST CONFERENCE

| Season | Teams | Games | Attendance | P/G | Change in P/G (Percent) |
|--------|-------|-------|------------|--------|-------------------------|
| 1991 | 8 | 47 | 1,788,611 | 38,056 | Dn 7.00 |
| 1992 | 8 | 48 | 1,847,269 | 38,485 | Up 1.13 |
| 1993 | 8 | 47 | 1,787,843 | 38,039 | Dn 1.16 |
| 1994 | 8 | 46 | 1,902,096 | 41,350 | Up 8.70 |
| 1995 | 8 | 44 | 1,679,043 | 38,160 | Dn 7.71 |
| 1996 | 8 | 47 | 1,825,870 | 38,848 | Up 1.80 |
| 1997 | 8 | 46 | 1,657,056 | 36,023 | Dn 7.27 |
| 1998 | 8 | 48 | 1,914,957 | 39,895 | Up 10.75 |
| 1999 | 8 | 46 | 1,837,478 | 39,945 | Up 0.13 |
| 2000 | 8 | 49 | 2,030,230 | 41,433 | Up 3.73 |

| Season | Teams | Games | Attendance | P/G | Change in P/G (Percent) |
|--------|-------|-------|------------|--------|-------------------------|
| 2001 | 8 | 49 | 1,927,280 | 39,332 | Dn 5.07 |
| 2002 | 8 | 53 | 2,315,608 | 43,691 | Up 11.08 |
| 2003 | 8 | 51 | 2,390,358 | 46,870 | Up 7.28 |
| 2004 | 7 | 41 | 1,549,992 | 37,805 | Dn 19.34 |
| 2005 | 8 | 46 | 1,812,406 | 39,400 | Up 4.22 |

BIG TEN CONFERENCE

| Season | Teams | Games | Attendance | P/G | Change in P/G (Percent) |
|--------|-------|-------|------------|--------|-------------------------|
| 1978 | 10 | 60 | 3,668,926 | 61,149 | Up 2.87 |
| 1979 | 10 | 61 | 3,865,170 | 63,363 | Up 3.62 |
| 1980 | 10 | 59 | 3,781,232 | 64,089 | Up 1.15 |
| 1981 | 10 | 60 | 3,818,728 | 63,645 | Dn 0.69 |
| 1982 | 10 | 59 | 3,935,722 | 66,707 | Up 4.81 |
| 1983 | 10 | 55 | 3,710,931 | 67,471 | Up 1.15 |
| 1984 | 10 | 58 | 3,943,802 | 67,997 | Up 0.78 |
| 1985 | 10 | 60 | 4,015,693 | 66,928 | Dn 1.57 |
| 1986 | 10 | 61 | 4,006,845 | 65,686 | Dn 1.86 |
| 1987 | 10 | 61 | 3,990,524 | 65,418 | Dn 0.41 |
| 1988 | 10 | 59 | 3,714,231 | 62,953 | Dn 3.77 |
| 1989 | 10 | 59 | 3,492,647 | 59,197 | Dn 5.97 |
| 1990 | 10 | 60 | 3,533,504 | 58,892 | Dn 0.52 |
| 1991 | 10 | 61 | 3,674,654 | 60,240 | Up 2.29 |
| 1992 | 10 | 60 | 3,600,410 | 60,007 | Dn 0.39 |
| 1993 | 11 | 68 | 4,320,397 | 63,535 | Up 5.88 |
| 1994 | 11 | 67 | 4,452,839 | 66,460 | Up 4.60 |
| 1995 | 11 | 68 | 4,592,499 | 67,537 | Up 1.62 |
| 1996 | 11 | 64 | 4,321,276 | 67,520 | Dn 0.03 |
| 1997 | 11 | 70 | 4,744,211 | 67,774 | Up 0.38 |
| 1998 | 11 | 65 | 4,354,383 | 66,991 | Dn 1.16 |
| 1999 | 11 | 70 | 4,701,095 | 67,159 | Up 0.25 |
| 2000 | 11 | 67 | 4,591,153 | 68,525 | Up 2.03 |
| 2001 | 11 | 66 | 4,622,376 | 70,036 | Up 2.21 |
| 2002 | 11 | 78 | 5,455,105 | 69,937 | Dn 0.14 |
| 2003 | 11 | 75 | 5,264,867 | 70,198 | Up 0.37 |
| 2004 | 11 | 66 | 4,591,722 | 69,572 | Dn 0.89 |
| 2005 | 11 | 69 | 5,007,067 | 72,566 | Up 4.30 |

BIG 12 CONFERENCE

| Season | Teams | Games | Attendance | P/G | Change in P/G (Percent) |
|--------|-------|-------|------------|--------|-------------------------|
| 1996 | 12 | 69 | 3,549,474 | 51,442 | Up 3.39 |
| 1997 | 12 | 71 | 3,640,692 | 51,277 | Dn 0.32 |
| 1998 | 12 | 71 | 3,661,740 | 51,574 | Up 0.58 |
| 1999 | 12 | 72 | 3,904,491 | 54,229 | Up 5.15 |
| 2000 | 12 | 74 | 3,995,338 | 53,991 | Dn 0.44 |
| 2001 | 12 | 76 | 4,215,088 | 55,462 | Up 2.72 |
| 2002 | 12 | 79 | 4,358,818 | 55,175 | Dn 0.52 |
| 2003 | 12 | 81 | 4,565,288 | 56,362 | Up 2.15 |
| 2004 | 12 | 72 | 4,126,492 | 57,312 | Up 1.69 |
| 2005 | 12 | 72 | 4,204,574 | 58,397 | Up 1.89 |

CONFERENCE USA

| Season | Teams | Games | Attendance | P/G | Change in P/G (Percent) |
|--------|-------|-------|------------|--------|-------------------------|
| 1996 | 6 | 33 | 825,899 | 25,027 | Up 12.87 |
| 1997 | 7 | 38 | 963,239 | 25,348 | Up 1.28 |
| 1998 | 8 | 44 | 1,239,052 | 28,160 | Up 11.09 |
| 1999 | 9 | 52 | 1,476,223 | 28,389 | Up 0.81 |
| 2000 | 9 | 49 | 1,388,331 | 28,333 | Dn 0.20 |
| 2001 | 10 | 53 | 1,432,512 | 27,029 | Dn 4.60 |
| 2002 | 10 | 61 | 1,627,131 | 26,674 | Dn 1.31 |
| 2003 | 11 | 67 | 2,167,173 | 32,346 | Up 21.26 |
| 2004 | 11 | 58 | 1,644,833 | 28,359 | Dn 12.33 |
| 2005 | 12 | 66 | 1,685,809 | 25,543 | Dn 9.93 |

MID-AMERICAN CONFERENCE

| Season | Teams | Games | Attendance | P/G | Change in P/G (Percent) |
|--------|-------|-------|------------|--------|-------------------------|
| 1978 | 10 | 51 | 722,026 | 14,157 | Up 14.36 |
| 1979 | 10 | 52 | 696,784 | 13,400 | Dn 5.35 |
| 1980 | 10 | 51 | 714,415 | 14,008 | Up 4.54 |
| 1981 | 10 | 53 | 804,158 | 15,173 | Up 8.32 |
| 1982@ | 10 | 51 | 980,087 | 19,217 | Up 26.65 |
| 1983 | 10 | 51 | 884,888 | 17,351 | Dn 9.71 |
| 1984 | 10 | 53 | 918,133 | 17,323 | Dn 0.16 |
| 1985 | 10 | 49 | 719,024 | 14,674 | Dn 15.29 |
| 1986 | 9 | 47 | 679,866 | 14,465 | Dn 1.42 |
| 1987 | 9 | 45 | 652,285 | 14,495 | Up 0.21 |
| 1988 | 9 | 46 | 765,563 | 16,643 | Up 14.82 |
| 1989 | 9 | 44 | 689,698 | 15,675 | Dn 5.82 |
| 1990 | 9 | 45 | 744,368 | 16,542 | Up 5.53 |
| 1991 | 9 | 45 | 608,485 | 13,522 | Dn 18.26 |
| 1992 | 10 | 49 | 704,233 | 14,372 | Up 5.97 |

| Season | Teams | Games | Attendance | P/G | Change in P/G (Percent) |
|--------|-------|-------|------------|--------|-------------------------|
| 1993 | 10 | 51 | 726,847 | 14,252 | Dn 0.83 |
| 1994 | 10 | 51 | 754,296 | 14,790 | Up 3.77 |
| 1995 | 10 | 50 | 748,138 | 14,963 | Up 1.17 |
| 1996 | 10 | 50 | 787,035 | 15,741 | Up 5.18 |
| 1997 | 12 | 63 | 1,130,939 | 17,951 | Up 14.04 |
| 1998 | 12 | 61 | 1,022,567 | 16,763 | Dn 6.62 |
| 1999 | 13 | 67 | 1,195,463 | 17,843 | Up 5.32 |
| 2000 | 13 | 67 | 1,080,812 | 16,132 | Dn 9.59 |
| 2001 | 13 | 66 | 1,171,999 | 17,758 | Up 10.08 |
| 2002 | 14 | 81 | 1,420,525 | 17,537 | Dn 1.24 |
| 2003 | 14 | 84 | 1,496,906 | 17,820 | Up 1.61 |
| 2004 | 14 | 71 | 1,270,813 | 17,899 | Up 0.44 |
| 2005 | 12 | 58 | 840,377 | 14,489 | Dn 19.05 |

@Mid-American and Missouri Valley divided between I-A and I-AA.

MOUNTAIN WEST CONFERENCE
(Members came from Western Athletic Conference)

| Season | Teams | Games | Attendance | P/G | Change in P/G (Percent) |
|--------|-------|-------|------------|--------|-------------------------|
| 1999 | 8 | 43 | 1,489,527 | 34,640 | Up 3.12 |
| 2000 | 8 | 44 | 1,419,326 | 32,257 | Dn 6.88 |
| 2001 | 8 | 45 | 1,432,365 | 31,830 | Dn 1.32 |
| 2002 | 8 | 46 | 1,604,755 | 34,886 | Up 9.60 |
| 2003 | 8 | 49 | 1,607,660 | 32,809 | Dn 5.95 |
| 2004 | 8 | 46 | 1,619,810 | 35,213 | Up 7.33 |
| 2005 | 9 | 48 | 1,693,216 | 35,275 | Up 0.18 |

PACIFIC-10 CONFERENCE

| Season | Teams | Games | Attendance | P/G | Change in P/G (Percent) |
|--------|-------|-------|------------|--------|-------------------------|
| 1978 | 10 | 57 | 2,632,755 | 46,189 | Up 5.56 |
| 1979 | 10 | 59 | 2,741,656 | 46,469 | Up 0.61 |
| 1980 | 10 | 58 | 2,777,146 | 47,882 | Up 3.04 |
| 1981 | 10 | 59 | 2,772,237 | 46,987 | Dn 1.87 |
| 1982 | 10 | 59 | 2,745,676 | 46,537 | Dn 0.96 |
| 1983 | 10 | 58 | 2,740,406 | 47,248 | Up 1.53 |
| 1984 | 10 | 63 | 2,976,655 | 47,248 | No Change |
| 1985 | 10 | 56 | 2,665,356 | 47,596 | Up 0.74 |
| 1986 | 10 | 59 | 2,856,910 | 48,422 | Up 1.74 |
| 1987 | 10 | 57 | 2,866,723 | 50,293 | Up 3.86 |
| 1988 | 10 | 60 | 3,058,637 | 50,977 | Up 1.36 |
| 1989 | 10 | 60 | 3,006,176 | 50,103 | Dn 1.71 |
| 1990 | 10 | 58 | 2,872,173 | 49,520 | Dn 1.16 |
| 1991 | 10 | 59 | 2,851,991 | 48,339 | Dn 2.38 |
| 1992 | 10 | 60 | 2,825,401 | 47,090 | Dn 2.58 |
| 1993 | 10 | 57 | 2,731,361 | 47,919 | Up 1.76 |
| 1994 | 10 | 59 | 2,785,373 | 47,210 | Dn 1.48 |
| 1995 | 10 | 57 | 2,680,510 | 47,026 | Dn 0.39 |
| 1996 | 10 | 58 | 2,761,006 | 47,604 | Up 1.23 |
| 1997 | 10 | 60 | 2,891,522 | 48,192 | Up 1.24 |
| 1998 | 10 | 60 | 3,024,262 | 50,404 | Up 4.59 |
| 1999 | 10 | 59 | 2,857,994 | 48,441 | Dn 3.89 |
| 2000 | 10 | 61 | 2,987,809 | 48,980 | Up 1.11 |
| 2001 | 10 | 58 | 2,784,069 | 48,001 | Dn 2.00 |
| 2002 | 10 | 66 | 3,299,852 | 49,998 | Up 4.16 |
| 2003 | 10 | 62 | 3,199,732 | 51,609 | Up 3.22 |
| 2004 | 10 | 58 | 3,229,666 | 55,684 | Up 7.90 |
| 2005 | 10 | 60 | 3,448,759 | 57,479 | Up 3.22 |

SOUTHEASTERN CONFERENCE

| Season | Teams | Games | Attendance | P/G | Change in P/G (Percent) |
|--------|-------|-------|------------|--------|-------------------------|
| 1978 | 10 | 61 | 3,464,112 | 56,789 | Up 2.62 |
| 1979 | 10 | 59 | 3,376,833 | 57,234 | Up 0.78 |
| 1980 | 10 | 66 | 3,951,104 | 59,865 | Up 4.60 |
| 1981 | 10 | 61 | 3,846,492 | 63,057 | Up 5.33 |
| 1982 | 10 | 66 | 4,206,507 | 63,735 | Up 1.08 |
| 1983 | 10 | 65 | 4,214,702 | 64,842 | Up 1.74 |
| 1984 | 10 | 63 | 4,007,351 | 63,609 | Dn 1.90 |
| 1985 | 10 | 63 | 4,017,104 | 63,764 | Up 0.24 |
| 1986 | 10 | 69 | 4,351,832 | 63,070 | Dn 1.09 |
| 1987 | 10 | 64 | 4,117,046 | 64,329 | Up 2.00 |
| 1988 | 10 | 62 | 3,912,241 | 63,101 | Dn 1.91 |
| 1989 | 10 | 63 | 4,123,005 | 65,445 | Up 3.71 |
| 1990 | 10 | 66 | 4,215,400 | 63,870 | Dn 2.41 |
| 1991 | 10 | 61 | 4,063,190 | 66,610 | Up 4.29 |
| 1992 | 12 | 76 | 4,844,014 | 63,737 | Dn 4.31 |
| 1993 | 12 | 78 | 4,897,564 | 62,789 | Dn 1.49 |
| 1994 | 12 | 77 | 4,891,615 | 63,527 | Up 1.18 |
| 1995 | 12 | 76 | 4,827,834 | 63,524 | Dn 0.01 |
| 1996 | 12 | 76 | 4,932,802 | 64,905 | Up 2.17 |
| 1997 | 12 | 76 | 5,005,126 | 65,857 | Up 1.47 |

| Season | Teams | Games | Attendance | P/G | Change in P/G (Percent) |
|--------|-------|-------|------------|--------|-------------------------|
| 1998 | 12 | 73 | 5,059,534 | 69,309 | Up 5.24 |
| 1999 | 12 | 78 | 5,500,664 | 70,521 | Up 1.75 |
| 2000 | 12 | 71 | 5,143,777 | 72,448 | Up 2.73 |
| 2001 | 12 | 76 | 5,554,028 | 73,079 | Up 0.87 |
| 2002 | 12 | 83 | 6,085,156 | 73,315 | Up 0.32 |
| 2003 | 12 | 83 | 6,146,890 | 74,059 | Up 1.01 |
| 2004 | 12 | 77 | 5,719,678 | 74,282 | Up 0.30 |
| 2005 | 12 | 75 | 5,593,429 | 74,579 | Up 0.40 |

SUN BELT CONFERENCE

| Season | Teams | Games | Attendance | P/G | Change in P/G (Percent) |
|--------|-------|-------|------------|--------|-------------------------|
| 2001 | 7 | 34 | 454,829 | 13,377 | — |
| 2002 | 7 | 38 | 498,801 | 13,126 | Dn 1.88 |
| 2003 | 8 | 42 | 602,763 | 14,352 | Up 9.34 |
| 2004 | 9 | 42 | 758,249 | 18,054 | Up 25.79 |
| 2005 | 6 | 31 | 523,315 | 16,881 | Dn 6.50 |

WESTERN ATHLETIC CONFERENCE

| Season | Teams | Games | Attendance | P/G | Change in P/G (Percent) |
|--------|-------|-------|------------|--------|-------------------------|
| 1978 | 7 | 37 | 906,518 | 24,500 | Dn 1.84 |
| 1979 | 8 | 47 | 1,349,156 | 28,705 | Up 17.16 |
| 1980 | 9 | 51 | 1,354,492 | 26,559 | Dn 5.41 |
| 1981 | 9 | 51 | 1,443,515 | 28,304 | Up 6.57 |
| 1982 | 9 | 53 | 1,605,684 | 30,296 | Up 7.04 |
| 1983 | 9 | 52 | 1,567,062 | 30,136 | Dn 0.53 |
| 1984 | 9 | 55 | 1,741,793 | 31,669 | Up 5.09 |
| 1985 | 9 | 55 | 1,744,123 | 31,711 | Up 0.13 |
| 1986 | 9 | 51 | 1,748,857 | 34,291 | Up 8.14 |
| 1987 | 9 | 54 | 1,927,572 | 35,696 | Up 4.10 |
| 1988 | 9 | 54 | 1,795,735 | 33,254 | Dn 6.84 |
| 1989 | 9 | 55 | 1,844,999 | 33,545 | Up 0.88 |
| 1990 | 9 | 55 | 1,784,807 | 32,451 | Dn 3.26 |
| 1991 | 9 | 55 | 1,883,861 | 34,252 | Up 5.55 |
| 1992 | 10 | 60 | 2,111,587 | 35,193 | Up 2.85 |
| 1993 | 10 | 61 | 2,109,441 | 34,581 | Dn 1.74 |
| 1994 | 10 | 61 | 2,090,620 | 34,272 | Dn 0.89 |
| 1995 | 10 | 63 | 1,987,860 | 31,553 | Dn 7.93 |
| 1996 | 16 | 91 | 2,615,219 | 28,739 | Dn 8.92 |
| 1997 | 16 | 92 | 2,758,817 | 29,987 | Up 4.34 |
| 1998 | 16 | 91 | 2,594,194 | 28,508 | Dn 4.93 |
| 1999 | 8 | 45 | 1,207,602 | 26,836 | Dn 5.87 |
| 2000 | 9 | 51 | 1,403,284 | 27,515 | Up 2.53 |
| 2001 | 10 | 49 | 1,212,887 | 24,753 | Dn 10.04 |
| 2002 | 10 | 58 | 1,453,406 | 25,059 | Up 1.24 |
| 2003 | 10 | 59 | 1,455,837 | 24,675 | Dn 1.53 |
| 2004 | 10 | 58 | 1,422,684 | 24,529 | Dn 0.59 |
| 2005 | 9 | 51 | 1,101,350 | 21,595 | Dn 11.96 |

ALL-TIME ATTENDANCE OTHER CONFERENCES

(Conferences that either discontinued or changed names)

BIG EIGHT CONFERENCE

(All members went into Big 12 Conference after 1995 season)

| Season | Teams | Games | Attendance | P/G | Change in P/G (Percent) |
|--------|-------|-------|------------|--------|-------------------------|
| 1978 | 8 | 48 | 2,549,553 | 53,116 | Dn 1.45 |
| 1979 | 8 | 46 | 2,457,633 | 53,427 | Up 0.59 |
| 1980 | 8 | 49 | 2,629,195 | 53,657 | Up 0.43 |
| 1981 | 8 | 50 | 2,559,480 | 51,190 | Dn 4.60 |
| 1982 | 8 | 48 | 2,377,389 | 49,529 | Dn 3.24 |
| 1983 | 8 | 49 | 2,398,184 | 48,943 | Dn 1.18 |
| 1984 | 8 | 45 | 2,247,010 | 49,934 | Up 2.02 |
| 1985 | 8 | 54 | 2,504,509 | 46,380 | Dn 7.12 |
| 1986 | 8 | 49 | 2,242,082 | 45,757 | Dn 1.34 |
| 1987 | 8 | 49 | 2,182,199 | 44,535 | Dn 2.67 |
| 1988 | 8 | 49 | 2,184,333 | 44,578 | Up 0.10 |
| 1989 | 8 | 49 | 2,362,465 | 48,214 | Up 8.16 |
| 1990 | 8 | 49 | 2,257,825 | 46,078 | Dn 4.43 |
| 1991 | 8 | 49 | 2,308,238 | 47,107 | Up 2.23 |
| 1992 | 8 | 47 | 2,247,907 | 47,828 | Up 1.53 |
| 1993 | 8 | 48 | 2,126,247 | 44,297 | Dn 7.38 |
| 1994 | 8 | 46 | 2,194,545 | 47,708 | Up 7.70 |
| 1995 | 8 | 50 | 2,414,804 | 48,296 | Up 1.23 |

BIG WEST CONFERENCE

(Discontinued sponsorship of football after 2000 season)

| Season | Teams | Games | Attendance | P/G | Change in P/G (Percent) |
|--------|-------|-------|------------|--------|-------------------------|
| 1988 | 8 | 38 | 570,533 | 15,014 | Up 2.58 |
| 1989 | 8 | 37 | 528,921 | 14,295 | Dn 4.79 |
| 1990 | 8 | 41 | 650,800 | 15,873 | Up 11.04 |

| Season | Teams | Games | Attendance | P/G | Change in P/G (Percent) |
|--------|-------|-------|------------|--------|-------------------------|
| 1991 | 8 | 37 | 570,332 | 15,414 | Dn 2.89 |
| 1992 | 7 | 36 | 515,291 | 14,314 | Dn 7.14 |
| 1993 | 10 | 48 | 778,224 | 16,213 | Up 13.27 |
| 1994 | 10 | 49 | 705,539 | 14,399 | Dn 11.19 |
| 1995 | 10 | 51 | 793,452 | 15,558 | Up 8.05 |
| 1996 | 6 | 34 | 554,684 | 16,314 | Up 4.86 |
| 1997 | 6 | 32 | 584,020 | 18,251 | Up 11.87 |
| 1998 | 7 | 37 | 631,791 | 17,075 | Dn 6.44 |
| 1999 | 7 | 35 | 669,254 | 19,122 | Up 11.99 |
| 2000 | 6 | 29 | 504,238 | 17,388 | Dn 9.07 |

IVY GROUP

(Went into Division I-AA after 1981 season)

| Season | Teams | Games | Attendance | P/G | Change in P/G (Percent) |
|--------|-------|-------|------------|--------|-------------------------|
| 1978 | 8 | 40 | 547,395 | 13,685 | Up 4.87 |
| 1979 | 8 | 40 | 534,597 | 13,365 | Dn 2.34 |
| 1980 | 8 | 43 | 514,433 | 11,964 | Dn 10.48 |
| 1981 | 8 | 41 | 564,059 | 13,758 | Up 14.99 |

MISSOURI VALLEY CONFERENCE

(Discontinued sponsorship of football after 1985 season)

| Season | Teams | Games | Attendance | P/G | Change in P/G (Percent) |
|--------|-------|-------|------------|--------|-------------------------|
| 1978 | 7 | 39 | 523,565 | 13,425 | Up 5.83 |
| 1979 | 7 | 37 | 481,706 | 13,019 | Dn 3.02 |
| 1980 | 7 | 35 | 473,462 | 13,527 | Up 3.90 |
| 1981 | 8 | 43 | 575,174 | 13,376 | Dn 1.12 |
| 1982 | 8 | 40 | 594,515 | 14,863 | Up 11.12 |
| 1983 | 7 | 37 | 412,412 | 11,146 | Dn 23.63 |
| 1984 | 7 | 37 | 427,112 | 11,544 | Up 3.57 |
| 1985 | 5 | 26 | 308,137 | 11,851 | Up 2.66 |

PACIFIC COAST CONFERENCE

(Became Big West Conference after 1987 season)

| Season | Teams | Games | Attendance | P/G | Change in P/G (Percent) |
|--------|-------|-------|------------|--------|-------------------------|
| 1978 | 6 | 29 | 279,772 | 9,647 | Dn 3.81 |
| 1979 | 6 | 25 | 322,305 | 12,892 | Up 33.64 |
| 1980 | 6 | 28 | 353,022 | 12,608 | Dn 2.20 |
| 1981 | 6 | 27 | 360,005 | 13,334 | Up 5.76 |
| 1982 | 7 | 34 | 487,638 | 14,342 | Up 7.56 |
| 1983 | 7 | 35 | 500,380 | 14,297 | Dn 0.31 |
| 1984 | 8 | 39 | 597,420 | 15,318 | Up 5.52 |
| 1985 | 8 | 40 | 654,045 | 16,351 | Up 6.74 |
| 1986 | 8 | 42 | 753,466 | 17,940 | Up 9.72 |
| 1987 | 8 | 41 | 600,129 | 14,637 | Dn 18.41 |

SOUTHERN CONFERENCE

(Went into Division I-AA after 1981 season)

| Season | Teams | Games | Attendance | P/G | Change in P/G (Percent) |
|--------|-------|-------|------------|--------|-------------------------|
| 1978 | 7 | 34 | 372,009 | 10,941 | Up 11.20 |
| 1979 | 8 | 47 | 478,107 | 10,172 | Dn 7.03 |
| 1980 | 8 | 40 | 484,727 | 12,118 | Up 19.13 |
| 1981 | 8 | 42 | 459,576 | 10,942 | Dn 9.70 |

SOUTHLAND CONFERENCE

(Went into Division I-AA after 1981 season)

| Season | Teams | Games | Attendance | P/G | Change in P/G (Percent) |
|--------|-------|-------|------------|--------|-------------------------|
| 1978 | 6 | 37 | 467,915 | 12,646 | Dn 13.67 |
| 1979 | 6 | 31 | 491,917 | 15,868 | Up 25.48 |
| 1980 | 6 | 32 | 452,311 | 14,135 | Dn 10.92 |
| 1981 | 6 | 30 | 427,106 | 14,237 | Up 0.72 |

SOUTHWEST CONFERENCE

(Discontinued after 1995 season; teams went to Big 12 and Western Athletic Conferences)

| Season | Teams | Games | Attendance | P/G | Change in P/G (Percent) |
|--------|-------|-------|------------|--------|-------------------------|
| 1978 | 9 | 45 | 2,033,212 | 45,182 | Up 15.46 |
| 1979 | 9 | 52 | 2,301,148 | 44,253 | Dn 2.06 |
| 1980 | 9 | 54 | 2,263,881 | 41,924 | Dn 5.26 |
| 1981 | 9 | 54 | 2,232,757 | 41,347 | Dn 1.38 |
| 1982 | 9 | 52 | 2,226,009 | 42,808 | Up 3.53 |
| 1983 | 9 | 56 | 2,292,540 | 40,938 | Dn 4.37 |
| 1984 | 9 | 53 | 2,177,507 | 41,085 | Up 0.36 |
| 1985 | 9 | 51 | 2,077,717 | 40,740 | Dn 0.84 |
| 1986 | 9 | 53 | 2,006,663 | 37,862 | Dn 7.06 |
| 1987 | 8 | 48 | 1,859,454 | 38,739 | Up 2.32 |
| 1988 | 8 | 46 | 1,774,120 | 38,568 | Dn 0.44 |
| 1989 | 9 | 51 | 1,914,608 | 37,541 | Dn 2.66 |
| 1990 | 9 | 53 | 2,087,248 | 39,382 | Up 4.90 |

| Season | Teams | Games | Attendance | P/G | Change in P/G (Percent) |
|--------|-------|-------|------------|--------|-------------------------|
| 1991 | 9 | 50 | 2,062,309 | 41,246 | Up 4.73 |
| 1992 | 8 | 47 | 1,697,152 | 36,110 | Dn 12.45 |
| 1993 | 8 | 45 | 1,587,652 | 35,281 | Dn 2.30 |
| 1994 | 8 | 43 | 1,588,955 | 36,952 | Up 4.74 |
| 1995 | 8 | 43 | 1,653,888 | 38,463 | Up 4.09 |

Annual Division I-AA Conference Attendance

(Since 1978)

ATLANTIC 10 CONFERENCE

(Formerly Yankee Conference)

| Season | Teams | Games | Attendance | P/G | Change in P/G (Percent) |
|--------|-------|-------|------------|--------|-------------------------|
| 1978 | 6 | 32 | 207,502 | 6,484 | Dn 9.81 |
| 1979 | 6 | 29 | 197,293 | 6,803 | Up 4.92 |
| 1980 | 6 | 32 | 211,822 | 6,619 | Dn 2.70 |
| 1981 | 6 | 29 | 233,680 | 8,058 | Up 21.74 |
| 1982 | 6 | 32 | 254,789 | 7,962 | Dn 1.19 |
| 1983 | 6 | 30 | 218,186 | 7,273 | Dn 8.65 |
| 1984 | 6 | 31 | 284,709 | 9,184 | Up 26.28 |
| 1985 | 6 | 36 | 257,170 | 7,144 | Dn 22.21 |
| 1986 | 8 | 44 | 486,299 | 11,052 | Up 54.70 |
| 1987 | 8 | 43 | 408,170 | 9,492 | Dn 14.12 |
| 1988 | 9 | 47 | 447,641 | 9,524 | Up 0.34 |
| 1989 | 9 | 48 | 460,683 | 9,598 | Up 0.78 |
| 1990 | 9 | 49 | 423,459 | 8,642 | Dn 9.96 |
| 1991 | 9 | 48 | 431,522 | 8,990 | Up 4.03 |
| 1992 | 9 | 53 | 461,366 | 8,705 | Dn 3.17 |
| 1993 | 12 | 67 | 550,245 | 8,213 | Dn 7.09 |
| 1994 | 12 | 67 | 630,847 | 9,416 | Up 14.65 |
| 1995 | 12 | 66 | 578,742 | 8,769 | Dn 6.87 |
| 1996 | 12 | 64 | 526,442 | 8,226 | Dn 6.19 |
| 1997 | 12 | 65 | 486,798 | 7,489 | Dn 8.96 |
| 1998 | 11 | 59 | 533,945 | 9,050 | Up 20.84 |
| 1999 | 11 | 61 | 563,885 | 9,244 | Up 2.14 |
| 2000 | 10 | 58 | 512,307 | 8,833 | Dn 4.45 |
| 2001 | 11 | 57 | 433,699 | 7,609 | Dn 13.86 |
| 2002 | 11 | 67 | 488,814 | 7,296 | Dn 4.11 |
| 2003 | 11 | 66 | 535,253 | 8,110 | Up 11.16 |
| 2004 | 12 | 67 | 533,692 | 7,966 | Dn 1.78 |
| 2005 | 12 | 68 | 578,820 | 8,512 | Up 6.85 |

BIG SKY CONFERENCE

| Season | Teams | Games | Attendance | P/G | Change in P/G (Percent) |
|--------|-------|-------|------------|--------|-------------------------|
| 1978 | 7 | 36 | 393,274 | 10,924 | Up 4.16 |
| 1979 | 8 | 47 | 463,920 | 9,871 | Dn 7.70 |
| 1980 | 8 | 45 | 520,250 | 11,561 | Up 17.12 |
| 1981 | 8 | 47 | 538,920 | 11,466 | Dn 0.82 |
| 1982 | 8 | 43 | 463,393 | 10,777 | Dn 6.01 |
| 1983 | 8 | 44 | 474,167 | 10,777 | No change |
| 1984 | 8 | 47 | 475,645 | 10,120 | Dn 6.10 |
| 1985 | 8 | 48 | 481,015 | 10,021 | Dn 0.98 |
| 1986 | 8 | 46 | 469,368 | 10,204 | Up 1.83 |
| 1987 | 9 | 52 | 537,300 | 10,333 | Up 1.26 |
| 1988 | 9 | 50 | 513,467 | 10,269 | Dn 0.62 |
| 1989 | 9 | 52 | 550,975 | 10,596 | Up 3.18 |
| 1990 | 9 | 50 | 531,060 | 10,621 | Up 0.24 |
| 1991 | 9 | 56 | 623,326 | 11,131 | Up 4.80 |
| 1992 | 8 | 46 | 437,592 | 9,513 | Dn 14.54 |
| 1993 | 8 | 48 | 460,613 | 9,596 | Up 0.87 |
| 1994 | 8 | 47 | 530,089 | 11,278 | Up 17.53 |
| 1995 | 8 | 46 | 530,022 | 11,522 | Up 2.16 |
| 1996 | 8 | 44 | 360,082 | 8,184 | Dn 28.97 |
| 1997 | 8 | 47 | 385,728 | 8,207 | Up 0.03 |
| 1998 | 9 | 49 | 398,690 | 8,137 | Dn 0.85 |
| 1999 | 9 | 50 | 492,618 | 9,852 | Up 21.08 |
| 2000 | 9 | 51 | 420,423 | 8,244 | Dn 16.32 |
| 2001 | 8 | 46 | 414,964 | 9,021 | Up 9.43 |
| 2002 | 8 | 47 | 452,885 | 9,636 | Up 6.82 |
| 2003 | 8 | 49 | 495,861 | 10,120 | Up 5.02 |
| 2004 | 8 | 51 | 520,179 | 10,200 | Up 0.79 |
| 2005 | 8 | 44 | 475,752 | 10,813 | Up 6.01 |

BIG SOUTH CONFERENCE

| Season | Teams | Games | Attendance | P/G | Change in P/G (Percent) |
|--------|-------|-------|------------|-------|-------------------------|
| 2003 | 5 | 29 | 136,101 | 4,693 | — — |
| 2004 | 5 | 28 | 157,612 | 5,629 | Up 19.94 |
| 2005 | 5 | 31 | 141,981 | 4,580 | Dn 18.64 |

GATEWAY FOOTBALL CONFERENCE

| Season | Teams | Games | Attendance | P/G | Change in P/G (Percent) |
|--------|-------|-------|------------|--------|-------------------------|
| 1985 | 6 | 35 | 281,632 | 8,047 | Up 8.01 |
| 1986 | 7 | 37 | 351,972 | 9,513 | Up 16.03 |
| 1987 | 7 | 36 | 315,318 | 8,759 | Dn 7.93 |
| 1988 | 7 | 36 | 332,800 | 9,244 | Up 5.54 |
| 1989 | 7 | 40 | 315,633 | 7,891 | Dn 14.64 |
| 1990 | 7 | 36 | 313,409 | 8,706 | Up 10.33 |
| 1991 | 7 | 38 | 332,482 | 8,750 | Up 0.51 |
| 1992 | 7 | 40 | 345,823 | 8,646 | Dn 1.19 |
| 1993 | 7 | 36 | 285,921 | 7,942 | Dn 8.14 |
| 1994 | 7 | 40 | 293,437 | 7,336 | Dn 7.63 |
| 1995 | 7 | 41 | 317,344 | 7,740 | Up 5.51 |
| 1996 | 6 | 33 | 294,724 | 8,931 | Up 15.39 |
| 1997 | 7 | 41 | 399,221 | 9,737 | Up 9.02 |
| 1998 | 7 | 39 | 366,029 | 9,385 | Dn 3.62 |
| 1999 | 7 | 39 | 392,203 | 10,056 | Up 7.15 |
| 2000 | 7 | 40 | 385,483 | 9,637 | Dn 4.17 |
| 2001 | 8 | 44 | 436,217 | 9,914 | Up 2.87 |
| 2002 | 8 | 49 | 458,622 | 9,360 | Dn 5.59 |
| 2003 | 8 | 50 | 509,725 | 10,195 | Up 8.92 |
| 2004 | 8 | 46 | 453,748 | 9,864 | Dn 3.25 |
| 2005 | 8 | 46 | 463,944 | 10,086 | Up 2.25 |

GREAT WEST FOOTBALL CONFERENCE

| Season | Teams | Games | Attendance | P/G | Change in P/G (Percent) |
|--------|-------|-------|------------|-------|-------------------------|
| 2005 | 2 | 10 | 54,811 | 5,481 | — |

IVY GROUP

| Season | Teams | Games | Attendance | P/G | Change in P/G (Percent) |
|--------|-------|-------|------------|--------|-------------------------|
| 1982 | 8 | 44 | 602,857 | 13,701 | Dn 0.41 |
| 1983 | 8 | 43 | 653,263 | 15,192 | Up 10.88 |
| 1984 | 8 | 39 | 591,562 | 15,168 | Dn 0.16 |
| 1985 | 8 | 41 | 562,184 | 13,712 | Dn 9.60 |
| 1986 | 8 | 43 | 543,983 | 12,651 | Dn 7.74 |
| 1987 | 8 | 42 | 602,480 | 14,345 | Up 13.39 |
| 1988 | 8 | 42 | 513,674 | 12,230 | Dn 14.74 |
| 1989 | 8 | 43 | 557,872 | 12,974 | Up 6.08 |
| 1990 | 8 | 41 | 471,245 | 11,494 | Dn 11.41 |
| 1991 | 8 | 39 | 466,928 | 11,973 | Up 4.17 |
| 1992 | 8 | 40 | 401,980 | 10,050 | Dn 16.06 |
| 1993 | 8 | 42 | 420,915 | 10,022 | Dn 0.28 |
| 1994 | 8 | 42 | 445,900 | 10,617 | Up 5.94 |
| 1995 | 8 | 42 | 396,539 | 9,441 | Dn 11.08 |
| 1996 | 8 | 40 | 413,112 | 10,328 | Up 9.40 |
| 1997 | 8 | 39 | 284,650 | 7,299 | Dn 29.33 |
| 1998 | 8 | 40 | 445,801 | 11,145 | Up 52.69 |
| 1999 | 8 | 44 | 516,589 | 11,741 | Up 5.35 |
| 2000 | 8 | 40 | 456,317 | 11,408 | Dn 2.84 |
| 2001 | 8 | 38 | 410,268 | 10,797 | Dn 5.36 |
| 2002 | 8 | 41 | 387,600 | 9,454 | Dn 12.44 |
| 2003 | 8 | 42 | 431,729 | 10,279 | Up 8.73 |
| 2004 | 8 | 40 | 393,993 | 9,850 | Dn 4.17 |
| 2005 | 8 | 40 | 384,250 | 9,606 | Dn 2.48 |

METRO ATLANTIC ATHLETIC CONFERENCE

| Season | Teams | Games | Attendance | P/G | Change in P/G (Percent) |
|--------|-------|-------|------------|-------|-------------------------|
| 1993 | 6 | 29 | 34,483 | 1,189 | Up 13.02 |
| 1994 | 7 | 35 | 41,364 | 1,182 | Dn 0.59 |
| 1995 | 8 | 37 | 51,549 | 1,393 | Up 17.85 |
| 1996 | 9 | 41 | 57,742 | 1,408 | Up 1.08 |
| 1997 | 9 | 46 | 69,249 | 1,505 | Up 6.89 |
| 1998 | 9 | 44 | 75,134 | 1,708 | Up 13.49 |
| 1999 | 9 | 46 | 96,105 | 2,089 | Up 22.31 |
| 2000 | 8 | 39 | 73,227 | 1,878 | Dn 10.10 |
| 2001 | 8 | 38 | 76,874 | 2,023 | Up 7.72 |
| 2002 | 9 | 46 | 88,361 | 1,921 | Dn 5.04 |
| 2003 | 6 | 33 | 62,007 | 1,879 | Dn 2.19 |
| 2004 | 5 | 22 | 41,443 | 1,884 | Up 0.27 |
| 2005 | 5 | 26 | 51,356 | 1,975 | Up 4.83 |

MID-EASTERN ATHLETIC CONFERENCE

| Season | Teams | Games | Attendance | P/G | Change in P/G (Percent) |
|--------|-------|-------|------------|--------|-------------------------|
| 1978 | 4 | 19 | 141,234 | 7,433 | Dn 2.96 |
| 1979 | 4 | 24 | 131,942 | 5,498 | Dn 26.03 |
| 1980 | 6 | 29 | 308,530 | 10,639 | Up 93.51 |
| 1981 | 6 | 35 | 357,982 | 10,228 | Dn 3.86 |
| 1982 | 6 | 35 | 358,315 | 10,238 | Up 0.10 |
| 1983 | 6 | 34 | 335,664 | 9,872 | Dn 3.57 |
| 1984 | 5 | 27 | 209,612 | 7,763 | Dn 21.36 |

| Season | Teams | Games | Attendance | P/G | Change in P/G (Percent) |
|--------|-------|-------|------------|--------|-------------------------|
| 1985 | 5 | 23 | 263,687 | 11,465 | Up 47.69 |
| 1986 | 6 | 32 | 270,405 | 8,450 | Dn 32.29 |
| 1987 | 6 | 30 | 354,899 | 11,830 | Up 40.00 |
| 1988 | 7 | 39 | 466,030 | 11,948 | Up 1.00 |
| 1989 | 7 | 41 | 521,529 | 12,720 | Up 6.45 |
| 1990 | 7 | 36 | 475,909 | 13,220 | Up 3.93 |
| 1991 | 7 | 40 | 578,412 | 14,460 | Up 9.38 |
| 1992 | 7 | 38 | 450,962 | 11,867 | Dn 17.93 |
| 1993 | 7 | 40 | 440,012 | 11,000 | Dn 7.31 |
| 1994 | 7 | 40 | 556,159 | 13,904 | Up 26.40 |
| 1995 | 8 | 37 | 350,770 | 9,480 | Dn 31.82 |
| 1996 | 8 | 41 | 445,672 | 10,870 | Up 14.66 |
| 1997 | 9 | 42 | 427,794 | 10,186 | Dn 6.29 |
| 1998 | 9 | 41 | 466,929 | 11,389 | Up 11.81 |
| 1999 | 9 | 41 | 479,754 | 11,701 | Up 2.74 |
| 2000 | 9 | 40 | 424,796 | 10,620 | Dn 9.24 |
| 2001 | 9 | 41 | 431,278 | 10,519 | Dn 0.95 |
| 2002 | 9 | 49 | 453,947 | 9,264 | Dn 11.93 |
| 2003 | 9 | 39 | 388,800 | 9,969 | Up 7.61 |
| 2004 | 9 | 45 | 469,089 | 10,424 | Up 4.56 |
| 2005 | 9 | 43 | 428,584 | 9,967 | Dn 4.38 |

NORTHEAST CONFERENCE

| Season | Teams | Games | Attendance | P/G | Change in P/G (Percent) |
|--------|-------|-------|------------|-------|-------------------------|
| 1996 | 5 | 27 | 40,800 | 1,511 | Dn 10.70 |
| 1997 | 5 | 24 | 37,014 | 1,542 | Up 2.05 |
| 1998 | 5 | 24 | 36,189 | 1,508 | Dn 2.20 |
| 1999 | 8 | 37 | 70,411 | 1,903 | Up 26.19 |
| 2000 | 9 | 47 | 70,750 | 1,505 | Dn 20.91 |
| 2001 | 9 | 41 | 71,428 | 1,742 | Up 15.75 |
| 2002 | 8 | 41 | 84,272 | 2,055 | Up 17.97 |
| 2003 | 8 | 37 | 89,255 | 2,412 | Up 17.37 |
| 2004 | 8 | 43 | 95,004 | 2,209 | Dn 8.42 |
| 2005 | 8 | 40 | 94,899 | 2,372 | Up 7.38 |

OHIO VALLEY CONFERENCE

| Season | Teams | Games | Attendance | P/G | Change in P/G (Percent) |
|--------|-------|-------|------------|--------|-------------------------|
| 1978 | 7 | 37 | 355,893 | 9,619 | Dn 8.47 |
| 1979 | 7 | 36 | 349,165 | 9,699 | Up 0.83 |
| 1980 | 8 | 45 | 470,001 | 10,444 | Up 7.68 |
| 1981 | 9 | 47 | 428,182 | 9,110 | Dn 12.77 |
| 1982 | 8 | 43 | 367,591 | 8,549 | Dn 6.16 |
| 1983 | 8 | 44 | 356,124 | 8,094 | Dn 5.32 |
| 1984 | 8 | 45 | 377,991 | 8,400 | Up 3.78 |
| 1985 | 8 | 44 | 420,016 | 9,546 | Up 13.64 |
| 1986 | 8 | 44 | 379,014 | 8,614 | Dn 9.76 |
| 1987 | 7 | 35 | 277,978 | 7,942 | Dn 7.80 |
| 1988 | 7 | 38 | 302,609 | 7,963 | Up 0.26 |
| 1989 | 7 | 34 | 296,739 | 8,728 | Up 9.61 |
| 1990 | 7 | 40 | 465,183 | 11,630 | Up 33.25 |
| 1991 | 8 | 42 | 316,755 | 7,542 | Dn 35.15 |
| 1992 | 9 | 49 | 395,264 | 8,067 | Up 8.83 |
| 1993 | 9 | 49 | 294,714 | 6,015 | Dn 25.44 |
| 1994 | 9 | 49 | 354,903 | 7,243 | Up 20.42 |
| 1995 | 9 | 50 | 373,967 | 7,479 | Up 3.26 |
| 1996 | 9 | 49 | 363,860 | 7,426 | Dn 0.71 |
| 1997 | 8 | 42 | 265,345 | 6,318 | Dn 14.92 |
| 1998 | 8 | 42 | 365,046 | 8,692 | Up 37.58 |
| 1999 | 8 | 42 | 346,085 | 8,240 | Dn 5.20 |
| 2000 | 8 | 41 | 308,925 | 7,535 | Dn 8.56 |
| 2001 | 7 | 36 | 247,651 | 6,879 | Dn 8.71 |
| 2002 | 7 | 38 | 261,071 | 6,870 | Dn 0.13 |
| 2003 | 9 | 48 | 343,855 | 7,164 | Up 4.28 |
| 2004 | 9 | 44 | 325,894 | 7,407 | Up 3.39 |
| 2005 | 9 | 47 | 342,599 | 7,289 | Dn 1.59 |

PATRIOT LEAGUE

| Season | Teams | Games | Attendance | P/G | Change in P/G (Percent) |
|--------|-------|-------|------------|-------|-------------------------|
| 1990 | 6 | 30 | 223,893 | 7,463 | Up 3.15 |
| 1991 | 6 | 32 | 231,155 | 7,224 | Dn 3.20 |
| 1992 | 6 | 31 | 202,187 | 6,522 | Dn 9.72 |
| 1993 | 6 | 29 | 165,581 | 5,710 | Dn 12.45 |
| 1994 | 6 | 32 | 198,274 | 6,196 | Up 8.51 |
| 1995 | 6 | 29 | 157,625 | 5,435 | Dn 12.28 |
| 1996 | 6 | 32 | 185,275 | 5,790 | Up 6.53 |
| 1997 | 7 | 38 | 175,992 | 4,631 | Dn 20.02 |
| 1998 | 7 | 40 | 239,275 | 5,982 | Up 29.17 |
| 1999 | 7 | 39 | 194,058 | 4,976 | Dn 16.82 |
| 2000 | 7 | 36 | 214,731 | 5,965 | Up 19.88 |
| 2001 | 8 | 39 | 220,294 | 5,649 | Dn 5.30 |
| 2002 | 8 | 45 | 234,475 | 5,211 | Dn 7.75 |

| Season | Teams | Games | Attendance | P/G | Change in P/G (Percent) |
|--------|-------|-------|------------|-------|-------------------------|
| 2003 | 8 | 49 | 277,167 | 5,656 | Up 8.54 |
| 2004 | 7 | 40 | 214,518 | 5,363 | Dn 5.18 |
| 2005 | 7 | 40 | 223,538 | 5,588 | Up 4.20 |

PIONEER FOOTBALL LEAGUE

| Season | Teams | Games | Attendance | P/G | Change in P/G (Percent) |
|--------|-------|-------|------------|-------|-------------------------|
| 1993 | 6 | 32 | 94,995 | 2,969 | Dn 16.15 |
| 1994 | 6 | 32 | 129,678 | 4,052 | Up 36.48 |
| 1995 | 6 | 32 | 115,148 | 3,598 | Dn 11.20 |
| 1996 | 6 | 31 | 117,406 | 3,787 | Up 5.25 |
| 1997 | 6 | 30 | 109,234 | 3,641 | Dn 3.86 |
| 1998 | 5 | 27 | 103,882 | 3,847 | Dn 6.65 |
| 1999 | 5 | 28 | 116,840 | 4,173 | Up 8.47 |
| 2000 | 5 | 27 | 125,886 | 4,662 | Up 11.72 |
| 2001 | 9 | 45 | 146,710 | 3,260 | Dn 30.07 |
| 2002 | 9 | 50 | 166,582 | 3,332 | Up 2.21 |
| 2003 | 9 | 54 | 210,949 | 3,906 | Up 17.23 |
| 2004 | 9 | 52 | 164,693 | 3,167 | Dn 18.92 |
| 2005 | 9 | 47 | 152,780 | 3,251 | Up 2.65 |

SOUTHERN CONFERENCE

| Season | Teams | Games | Attendance | P/G | Change in P/G (Percent) |
|--------|-------|-------|------------|--------|-------------------------|
| 1982 | 8 | 42 | 451,214 | 10,743 | Dn 1.82 |
| 1983 | 9 | 47 | 442,328 | 9,411 | Dn 12.40 |
| 1984 | 9 | 49 | 497,040 | 10,144 | Up 7.79 |
| 1985 | 9 | 49 | 501,420 | 10,233 | Up 0.88 |
| 1986 | 9 | 47 | 484,589 | 10,310 | Up 0.75 |
| 1987 | 8 | 47 | 516,773 | 10,995 | Up 6.64 |
| 1988 | 8 | 43 | 479,649 | 11,155 | Up 1.46 |
| 1989 | 8 | 44 | 495,918 | 11,271 | Up 1.04 |
| 1990 | 8 | 44 | 504,248 | 11,415 | Up 1.28 |
| 1991 | 8 | 46 | 574,059 | 12,480 | Up 9.33 |
| 1992 | 9 | 55 | 700,613 | 12,738 | Up 2.07 |
| 1993 | 9 | 51 | 617,620 | 12,110 | Dn 4.93 |
| 1994 | 9 | 53 | 667,283 | 12,590 | Up 3.96 |
| 1995 | 9 | 47 | 532,530 | 11,330 | Dn 10.01 |
| 1996 | 9 | 51 | 578,350 | 11,340 | Up 0.09 |
| 1997 | 9 | 52 | 491,680 | 9,455 | Dn 16.62 |
| 1998 | 9 | 50 | 483,003 | 9,660 | Up 2.17 |
| 1999 | 9 | 49 | 514,800 | 10,506 | Up 8.76 |
| 2000 | 9 | 52 | 545,732 | 10,495 | Dn 0.10 |
| 2001 | 9 | 51 | 496,364 | 9,733 | Dn 7.26 |
| 2002 | 9 | 53 | 520,455 | 9,820 | Up 0.89 |
| 2003 | 9 | 54 | 563,433 | 10,434 | Up 6.25 |
| 2004 | 8 | 45 | 448,341 | 9,963 | Dn 4.51 |
| 2005 | 8 | 46 | 512,370 | 11,138 | Up 11.79 |

SOUTHLAND CONFERENCE

| Season | Teams | Games | Attendance | P/G | Change in P/G (Percent) |
|--------|-------|-------|------------|--------|-------------------------|
| 1982 | 6 | 31 | 438,147 | 14,134 | Up 0.63 |
| 1983 | 7 | 35 | 469,010 | 13,400 | Dn 5.19 |
| 1984 | 7 | 38 | 458,259 | 12,059 | Dn 10.01 |
| 1985 | 7 | 35 | 408,960 | 11,685 | Dn 3.10 |
| 1986 | 6 | 30 | 395,515 | 13,184 | Up 12.83 |
| 1987 | 7 | 35 | 412,898 | 11,797 | Dn 10.52 |
| 1988 | 7 | 40 | 441,301 | 11,033 | Dn 6.48 |
| 1989 | 7 | 38 | 423,772 | 11,152 | Up 1.08 |
| 1990 | 7 | 38 | 436,110 | 11,477 | Up 2.91 |
| 1991 | 8 | 41 | 392,513 | 9,573 | Dn 16.59 |
| 1992 | 8 | 45 | 429,971 | 9,555 | Dn 0.19 |
| 1993 | 8 | 43 | 403,508 | 9,384 | Dn 1.79 |
| 1994 | 7 | 43 | 435,078 | 10,118 | Up 7.82 |
| 1995 | 6 | 33 | 316,426 | 9,589 | Dn 5.23 |
| 1996 | 8 | 46 | 411,357 | 8,943 | Dn 6.74 |
| 1997 | 8 | 46 | 388,593 | 8,448 | Dn 5.54 |
| 1998 | 8 | 44 | 460,335 | 10,462 | Up 23.84 |
| 1999 | 8 | 44 | 406,336 | 9,235 | Dn 11.73 |
| 2000 | 8 | 40 | 399,925 | 9,998 | Up 8.26 |
| 2001 | 7 | 36 | 330,689 | 9,186 | Dn 8.12 |
| 2002 | 7 | 41 | 394,810 | 9,630 | Up 4.83 |
| 2003 | 6 | 33 | 331,628 | 10,049 | Up 4.35 |
| 2004 | 6 | 35 | 323,644 | 9,247 | Dn 7.98 |
| 2005 | 6 | 32 | 304,578 | 9,518 | Up 2.93 |

SOUTHWESTERN ATHLETIC CONFERENCE

| Season | Teams | Games | Attendance | P/G | Change in P/G (Percent) |
|--------|-------|-------|------------|--------|-------------------------|
| 1978 | 5 | 27 | 483,159 | 17,895 | Dn 5.30 |
| 1979 | 6 | 32 | 513,768 | 16,055 | Dn 10.28 |
| 1980 | 7 | 38 | 611,234 | 16,085 | Up 0.19 |

| Season | Teams | Games | Attendance | P/G | Change in P/G (Percent) |
|--------|-------|-------|------------|--------|-------------------------|
| 1981 | 7 | 35 | 662,221 | 18,921 | Up 17.63 |
| 1982 | 7 | 35 | 634,505 | 18,129 | Dn 4.19 |
| 1983 | 8 | 44 | 709,160 | 16,117 | Dn 11.10 |
| 1984 | 8 | 40 | 702,186 | 17,555 | Up 8.92 |
| 1985 | 8 | 44 | 790,296 | 17,961 | Up 2.31 |
| 1986 | 8 | 38 | 621,584 | 16,357 | Dn 8.93 |
| 1987 | 8 | 42 | 697,534 | 16,608 | Up 1.53 |
| 1988 | 8 | 38 | 541,127 | 14,240 | Dn 14.26 |
| 1989 | 8 | 44 | 796,844 | 18,110 | Up 27.18 |
| 1990 | 7 | 40 | 828,169 | 20,704 | Up 14.32 |
| 1991 | 8 | 47 | 856,491 | 18,223 | Dn 11.98 |
| 1992 | 8 | 42 | 873,772 | 20,804 | Up 14.16 |
| 1993 | 8 | 42 | 772,714 | 18,398 | Dn 11.57 |
| 1994 | 8 | 41 | 958,508 | 23,378 | Up 27.07 |
| 1995 | 8 | 38 | 628,702 | 16,545 | Dn 29.23 |
| 1996 | 8 | 39 | 600,798 | 15,405 | Dn 6.35 |
| 1997 | 8 | 36 | 567,929 | 15,776 | Up 2.41 |
| 1998 | 9 | 38 | 516,042 | 13,580 | Dn 13.92 |
| 1999 | 10 | 51 | 781,226 | 15,318 | Up 12.80 |
| 2000 | 10 | 44 | 506,076 | 11,502 | Dn 24.91 |
| 2001 | 10 | 47 | 583,599 | 12,417 | Up 7.96 |
| 2002 | 10 | 42 | 459,911 | 10,950 | Dn 11.81 |
| 2003 | 10 | 48 | 579,976 | 12,083 | Up 10.35 |
| 2004 | 10 | 45 | 521,986 | 11,600 | Dn 4.00 |
| 2005 | 10 | 46 | 484,248 | 10,527 | Dn 9.25 |

ALL-TIME ATTENDANCE OTHER CONFERENCES
(Conferences that either discontinued or changed names)

AMERICAN WEST CONFERENCE

| Season | Teams | Games | Attendance | P/G | Change in P/G (Percent) |
|--------|-------|-------|------------|-------|-------------------------|
| 1994 | 4 | 20 | 82,986 | 4,149 | Dn 8.77 |
| 1995 | 4 | 23 | 97,798 | 4,252 | Up 2.48 |

COLONIAL ATHLETIC ASSOCIATION

| Season | Teams | Games | Attendance | P/G | Change in P/G (Percent) |
|--------|-------|-------|------------|--------|-------------------------|
| 1986 | 5 | 24 | 241,192 | 10,050 | Up 23.97 |
| 1987 | 6 | 29 | 241,831 | 8,339 | Dn 17.02 |
| 1988 | 6 | 31 | 195,686 | 6,312 | Dn 24.31 |
| 1989 | 5 | 26 | 196,767 | 7,568 | Up 19.90 |

GULF STAR CONFERENCE

(Teams went to Southland Conference)

| Season | Teams | Games | Attendance | P/G | Change in P/G (Percent) |
|--------|-------|-------|------------|-------|-------------------------|
| 1984 | 4 | 20 | 149,516 | 7,476 | Dn 9.23 |
| 1985 | 4 | 22 | 166,046 | 7,548 | Up 0.96 |
| 1986 | 5 | 25 | 211,094 | 8,444 | Up 11.87 |

MID-CONTINENT CONFERENCE

(Discontinued after 1984 season; Four members went to Gateway)

| Season | Teams | Games | Attendance | P/G | Change in P/G (Percent) |
|--------|-------|-------|------------|-------|-------------------------|
| 1981 | 3 | 17 | 140,506 | 8,265 | Up 4.74 |
| 1982 | 4 | 23 | 191,975 | 8,347 | Up 0.99 |
| 1983 | 4 | 21 | 167,219 | 7,963 | Dn 4.60 |
| 1984 | 4 | 24 | 175,181 | 7,299 | Dn 8.34 |

Largest Regular-Season Crowds

Largest Regular-Season Crowds*

| Attendance | Date | Home | Visitor |
|------------|----------|-------------|------------------|
| 112,118 | 11-24-03 | Michigan 35 | Ohio St. 21 |
| 111,794 | 11-6-99 | Michigan 37 | Northwestern 3 |
| 111,726 | 9-13-03 | Michigan 38 | Notre Dame 0 |
| 111,609 | 10-30-04 | Michigan 27 | Michigan St. 20 |
| 111,591 | 11-19-05 | Michigan 21 | Ohio St. 25 |
| 111,575 | 11-20-99 | Michigan 24 | Ohio St. 17 |
| 111,571 | 11-24-01 | Michigan 20 | Ohio St. 26 |
| 111,542 | 11-2-02 | Michigan 49 | Michigan St. 3 |
| 111,523 | 9-4-99 | Michigan 26 | Notre Dame 22 |
| 111,518 | 10-9-04 | Michigan 38 | Minnesota 35 |
| 111,514 | 10-21-00 | Michigan 14 | Michigan St. 0 |
| 111,502 | 10-12-02 | Michigan 27 | Penn St. 24 (ot) |
| 111,496 | 10-26-02 | Michigan 9 | Iowa 34 |

| Attendance | Date | Home | Visitor |
|------------|----------|--------------|-----------------|
| 111,491 | 8-31-02 | Michigan 31, | Washington 29 |
| 111,428 | 9-25-04 | Michigan 27, | Iowa 30 |
| 111,386 | 9-10-05 | Michigan 10, | Notre Dame 17 |
| 111,349 | 10-25-03 | Michigan 31, | Purdue 3 |
| 111,347 | 11-13-04 | Michigan 41, | Northwestern 10 |
| 111,341 | 9-30-00 | Michigan 13, | Wisconsin 10 |
| 111,249 | 10-15-05 | Michigan 27, | Penn St. 25 |
| 111,238 | 9-26-98 | Michigan 29, | Michigan St. 17 |
| 111,217 | 11-14-98 | Michigan 27, | Wisconsin 10 |
| 111,117 | 10-8-05 | Michigan 20, | Minnesota 23 |
| 111,019 | 11-7-98 | Michigan 27, | Penn St. 0 |
| 111,012 | 9-12-98 | Michigan 28, | Syracuse 38 |

*In the 58 seasons official national attendance records have been maintained.

2005 Top Ten Regular-Season Crowds

| Attendance | Home | Visitor | Date | Site |
|------------|--------------|------------------|-------|--------------------|
| 111,591 | Michigan 21, | Ohio St. 25 | 11-19 | Ann Arbor, Mich. |
| 111,386 | Michigan 10, | Notre Dame 17 | 9-10 | Ann Arbor, Mich. |
| 111,249 | Michigan 27, | Penn St. 25 | 10-15 | Ann Arbor, Mich. |
| 111,117 | Michigan 20, | Minnesota 23 | 10-8 | Ann Arbor, Mich. |
| 110,971 | Michigan 33, | Northern Ill. 17 | 9-3 | Ann Arbor, Mich. |
| 110,580 | Michigan 41, | Indiana 14 | 11-12 | Ann Arbor, Mich. |
| 109,865 | Penn St. 35, | Wisconsin 14 | 11-5 | State College, Pa. |
| 109,839 | Penn St. 17, | Ohio St. 10 | 10-8 | State College, Pa. |
| 109,511 | Michigan 55, | Eastern Mich. 0 | 9-17 | Ann Arbor, Mich. |
| 109,467 | Penn St. 33, | Purdue 15 | 10-29 | State College, Pa. |

Pre-1948 Regular-Season Crowds in Excess of 100,000

| Attendance | Date | Site | Opponents, Score |
|------------|----------|------------------------|---------------------------------------|
| 120,000* | 11-26-27 | Soldier Field, Chicago | Noire Dame 7, Southern California 6 |
| 120,000* | 10-13-28 | Soldier Field, Chicago | Noire Dame 7, Navy 0 |
| 112,912 | 11-16-29 | Soldier Field, Chicago | Noire Dame 13, Southern California 12 |
| 110,000* | 11-27-26 | Soldier Field, Chicago | Army 21, Navy 21 |
| 110,000* | 11-29-30 | Soldier Field, Chicago | Noire Dame 7, Army 6 |
| 104,953 | 12-6-47 | Los Angeles | Noire Dame 38, Southern California 7 |

*Estimated attendance; others are audited figures.

Additional Records

Highest Average Attendance Per Home Game: 111,175, Michigan, 1999 (667,049 in 6)

Highest Total Home Attendance: 857,911, Penn St., 2002 (8 games); (7-game total: 776,429, Michigan, 2003)

Highest Total Attendance, Home and Away: 1,263,815, Ohio St., 2003 (13 games); (11-game total: 1,044,370, Michigan, 1997)

Highest Bowl Single-Game Attendance: 106,869, 1973 Rose Bowl (Southern California 42, Ohio St. 17)

Most Consecutive Home Sellout Crowds: 275, Nebraska (current, from Nov. 3, 1962)

Most Consecutive 100,000-Plus Crowds: 187, Michigan (current, from Nov. 8, 1975)

2005 Attendance

Division I-A

| Rank, School | Games | Attendance | Average |
|------------------------|-------|------------|---------|
| 1. Michigan | 7 | 776,405 | 110,915 |
| 2. Tennessee | 6 | 645,558 | 107,593 |
| 3. Ohio St. | 7 | 735,120 | 105,017 |
| 4. Penn St. | 7 | 734,013 | 104,859 |
| 5. Georgia | 6 | 556,206 | 92,701 |
| 6. LSU | 6 | 549,480 | 91,580 |
| 7. Southern California | 6 | 544,872 | 90,812 |
| 8. Florida | 6 | 542,435 | 90,406 |
| 9. Oklahoma | 6 | 505,984 | 84,331 |
| 10. Auburn | 7 | 589,124 | 84,161 |
| 11. Texas | 5 | 416,663 | 83,333 |
| 12. Florida St. | 6 | 496,343 | 82,724 |
| 13. Wisconsin | 6 | 495,308 | 82,551 |
| 14. Alabama | 7 | 567,126 | 81,018 |
| 15. Notre Dame | 6 | 484,770 | 80,795 |

| Rank, School | Games | Attendance | Average |
|------------------------|-------|------------|---------|
| 16. South Carolina | 7 | 559,071 | 79,867 |
| 17. Texas A&M | 6 | 478,389 | 79,732 |
| 18. Clemson | 6 | 469,391 | 78,232 |
| 19. Nebraska | 7 | 542,397 | 77,485 |
| 20. Michigan St. | 6 | 451,097 | 75,183 |
| 21. Iowa | 6 | 423,510 | 70,585 |
| 22. Virginia Tech | 6 | 390,690 | 65,115 |
| 23. Washington | 6 | 385,957 | 64,326 |
| 24. UCLA | 6 | 385,305 | 64,218 |
| 25. Arkansas | 6 | 382,070 | 63,678 |
| 26. Purdue | 6 | 377,977 | 62,996 |
| 27. Kentucky | 6 | 374,697 | 62,450 |
| 28. Arizona St. | 7 | 428,096 | 61,157 |
| 29. Virginia | 6 | 365,836 | 60,973 |
| 30. California | 6 | 362,263 | 60,377 |
| 31. Oregon | 6 | 350,062 | 58,434 |
| 32. Brigham Young | 6 | 349,222 | 58,204 |
| 33. West Virginia | 6 | 337,720 | 56,287 |
| 34. Mississippi | 6 | 325,348 | 54,225 |
| 35. Arizona | 6 | 321,676 | 53,613 |
| 36. Missouri | 6 | 320,181 | 53,364 |
| 37. North Carolina St. | 7 | 370,476 | 52,925 |
| 38. Maryland | 5 | 262,129 | 52,426 |
| 39. North Carolina | 6 | 310,000 | 51,667 |
| 40. Georgia Tech | 6 | 309,644 | 51,607 |
| 41. Texas Tech | 7 | 356,802 | 50,972 |
| 42. Colorado | 6 | 302,452 | 50,409 |
| 43. Minnesota | 6 | 294,147 | 49,025 |
| 44. UTEP | 6 | 287,394 | 47,899 |
| 45. Illinois | 6 | 287,113 | 47,852 |
| 46. Mississippi St. | 6 | 286,127 | 47,688 |
| 47. Iowa St. | 6 | 280,232 | 46,705 |
| 48. Kansas St. | 6 | 275,767 | 45,961 |
| 49. Miami (Fla.) | 6 | 271,862 | 45,310 |
| 50. Oklahoma St. | 6 | 269,163 | 44,861 |
| 51. Kansas | 6 | 262,051 | 43,675 |
| 52. Stanford | 6 | 261,301 | 43,550 |
| 53. Oregon St. | 6 | 253,140 | 42,190 |
| 54. Utah | 6 | 249,215 | 41,536 |
| 55. Louisville | 6 | 246,007 | 41,001 |
| 56. Pittsburgh | 6 | 241,630 | 40,272 |
| 57. Syracuse | 6 | 241,510 | 40,252 |
| 58. Connecticut | 6 | 240,000 | 40,000 |
| 59. Memphis | 6 | 239,946 | 39,991 |
| 60. Indiana | 6 | 237,214 | 39,536 |
| 61. Boston College | 6 | 236,572 | 39,429 |
| 62. Fresno St. | 6 | 235,839 | 39,307 |
| 63. Baylor | 5 | 194,493 | 38,899 |
| 64. South Fla. | 5 | 194,325 | 38,865 |
| 65. New Mexico | 5 | 191,707 | 38,341 |
| 66. San Diego St. | 6 | 217,339 | 36,223 |
| 67. Vanderbilt | 6 | 216,187 | 36,031 |
| 68. Air Force | 5 | 179,906 | 35,981 |
| 69. Rutgers | 6 | 199,101 | 33,184 |
| 70. East Caro. | 5 | 165,230 | 33,046 |
| 71. Navy | 5 | 165,066 | 33,013 |
| 72. Hawaii | 7 | 229,142 | 32,735 |
| 73. Northwestern | 6 | 195,163 | 32,527 |
| 74. TCU | 5 | 156,268 | 31,254 |
| 75. Washington St. | 5 | 155,547 | 31,109 |
| 76. Army | 6 | 185,611 | 30,935 |
| 77. Boise St. | 7 | 210,781 | 30,112 |
| 78. Colorado St. | 5 | 146,737 | 29,347 |
| 79. Wake Forest | 6 | 173,544 | 28,924 |
| 80. UCF | 5 | 142,311 | 28,462 |
| 81. Southern Miss. | 5 | 139,312 | 27,862 |
| 82. Marshall | 6 | 159,062 | 26,510 |
| 83. Tulsa | 5 | 114,132 | 22,826 |
| 84. Cincinnati | 5 | 112,113 | 22,423 |
| 85. Northern Ill. | 5 | 110,880 | 22,176 |
| 86. Toledo | 5 | 109,086 | 21,817 |
| 87. Wyoming | 5 | 103,252 | 20,650 |
| 88. UAB | 5 | 100,506 | 20,101 |
| 89. UNLV | 5 | 99,570 | 19,914 |
| 90. Troy | 5 | 97,125 | 19,425 |
| 91. Western Mich. | 5 | 94,530 | 18,906 |
| 92. SMU | 6 | 111,780 | 18,630 |
| 93. Arkansas St. | 6 | 110,288 | 18,381 |
| 94. Ohio | 5 | 90,167 | 18,033 |
| 95. La-Lafayette | 5 | 87,957 | 17,591 |
| 96. Duke | 6 | 104,915 | 17,486 |
| 97. North Texas | 5 | 82,232 | 16,446 |
| 98. Louisiana Tech | 5 | 82,080 | 16,416 |

| Rank, School | Games | Attendance | Average | Rank, School | Games | Attendance | Average |
|--------------------------|-------|------------|---------|---------------------------------|-------|------------|---------|
| 99. Central Mich. | 5 | 79,855 | 15,971 | 111. San Jose St. | 5 | 62,529 | 12,506 |
| 100. Miami (Ohio) | 5 | 76,203 | 15,241 | 112. Utah St. | 5 | 54,482 | 10,896 |
| 101. Idaho | 4 | 60,700 | 15,175 | 113. Akron | 5 | 54,464 | 10,893 |
| 102. Nevada | 6 | 90,458 | 15,076 | 114. Rice | 5 | 50,362 | 10,072 |
| 103. Houston | 6 | 90,324 | 15,054 | 115. Buffalo | 5 | 44,572 | 8,914 |
| 104. Bowling Green | 5 | 74,644 | 14,929 | 116. Kent St. | 5 | 33,292 | 6,658 |
| 105. La.-Monroe | 5 | 73,084 | 14,617 | 117. Eastern Mich. | 4 | 20,874 | 5,219 |
| 106. Middle Tenn. | 5 | 72,629 | 14,526 | 2005 Reclassifying Teams | | | |
| 107. Tulane | 6 | 85,450 | 14,242 | Florida Int'l. | 5 | 77,385 | 15,477 |
| 108. Ball St. | 4 | 51,810 | 12,953 | Fla. Atlantic | 4 | 45,903 | 11,476 |
| 109. Temple | 5 | 63,674 | 12,735 | | | | |
| 110. New Mexico St. | 6 | 75,339 | 12,557 | | | | |

Division I-A Conferences

| Rank, Conference | Total Teams | Games | 2005 Attendance | Average | Change In Avg. |
|------------------------------|-------------|-------|-----------------|---------|----------------|
| 1. Southeastern | 12 | 75 | 5,593,429 | 74,579 | 297 |
| 2. Big Ten | 11 | 69 | 5,007,067 | 72,566 | 2,994 |
| 3. Big 12 | 12 | 72 | 4,204,574 | 58,397 | 1,085 |
| 4. Pacific-10 | 10 | 60 | 3,448,759 | 57,479 | 1,795 |
| 5. Atlantic Coast # | 12 | 72 | 3,761,402 | 52,242 | -3,493 |
| 6. Independents # | 4 | 22 | 899,121 | 40,869 | -1,766 |
| 7. Big East # | 8 | 46 | 1,812,406 | 39,400 | 1,595 |
| 8. Mountain West # | 9 | 48 | 1,693,216 | 35,275 | 62 |
| 9. Conference USA # | 12 | 66 | 1,685,809 | 25,543 | -2,816 |
| 10. Western Athletic # | 9 | 51 | 1,101,350 | 21,595 | -2,934 |
| 11. Sun Belt # | 6 | 31 | 523,315 | 16,881 | -1,173 |
| 12. Mid-American # | 12 | 58 | 840,377 | 14,489 | -3,410 |

#Different lineups in 2004.

Division I-AA

| Rank, School | Games | Attendance | Average | Rank, School | Games | Attendance | Average |
|-----------------------------|-------|------------|---------|----------------------------|-------|------------|---------|
| 1. Montana | 7 | 157,355 | 22,479 | 46. Hampton | 5 | 40,709 | 8,142 |
| 2. Delaware | 6 | 133,060 | 22,177 | 47. Northern Ariz. | 5 | 39,546 | 7,909 |
| 3. Yale | 5 | 108,333 | 21,667 | 48. McNeese St. | 3 | 23,689 | 7,896 |
| 4. Southern U. | 4 | 79,552 | 19,888 | 49. Bethune-Cookman | 4 | 30,910 | 7,728 |
| 5. Appalachian St. | 7 | 125,417 | 17,917 | 50. Cornell | 5 | 38,344 | 7,669 |
| 6. Ga. Southern | 6 | 97,443 | 16,241 | 51. Howard | 5 | 38,166 | 7,633 |
| 7. Florida A&M | 4 | 60,706 | 15,177 | 52. Elon | 6 | 44,293 | 7,382 |
| 8. Tennessee St. | 4 | 60,092 | 15,023 | 53. Southeastern La. | 4 | 29,387 | 7,347 |
| 9. N.C. A&T | 4 | 58,438 | 14,610 | 54. Coastal Caro. | 5 | 36,634 | 7,327 |
| 10. Jackson St. | 5 | 72,986 | 14,597 | 55. New Hampshire | 8 | 58,275 | 7,284 |
| 11. Youngstown St. | 6 | 87,261 | 14,544 | 56. Eastern Wash. | 5 | 35,451 | 7,090 |
| 12. South Carolina St. | 5 | 71,128 | 14,226 | 57. Holy Cross | 6 | 42,307 | 7,051 |
| 13. Alabama St. | 4 | 56,729 | 14,182 | 58. Cal Poly | 6 | 41,755 | 6,959 |
| 14. Montana St. | 6 | 82,262 | 13,710 | 59. VMI | 6 | 40,242 | 6,707 |
| 15. James Madison | 6 | 81,148 | 13,525 | 60. Wofford | 5 | 33,371 | 6,674 |
| 16. Texas St. | 10 | 128,751 | 12,875 | 61. Alabama A&M | 5 | 33,271 | 6,654 |
| 17. Western Ky. | 5 | 63,992 | 12,798 | 62. Portland St. | 5 | 32,984 | 6,597 |
| 18. Grambling | 4 | 48,855 | 12,214 | 63. Southeast Mo. St. | 5 | 32,887 | 6,577 |
| 19. Harvard | 5 | 60,845 | 12,169 | 64. Morehead St. | 5 | 31,343 | 6,269 |
| 20. Norfolk St. | 6 | 72,056 | 12,009 | 65. Mississippi Val. | 5 | 31,338 | 6,268 |
| 21. Citadel | 5 | 58,369 | 11,674 | 66. Eastern Ill. | 6 | 37,094 | 6,182 |
| 22. Jacksonville St. | 6 | 68,334 | 11,389 | 67. Tennessee Tech. | 5 | 30,858 | 6,172 |
| 23. Furman | 7 | 77,366 | 11,052 | 68. Chattanooga | 5 | 30,614 | 6,123 |
| 24. Villanova | 5 | 54,695 | 10,939 | 69. Richmond | 7 | 42,464 | 6,066 |
| 25. Missouri St. | 5 | 53,302 | 10,660 | 70. Samford | 5 | 29,694 | 5,939 |
| 26. Lehigh | 5 | 53,278 | 10,656 | 71. Sacramento St. | 6 | 34,998 | 5,833 |
| 27. UNI | 7 | 74,393 | 10,628 | 72. Nicholls St. | 4 | 22,318 | 5,580 |
| 28. Western Ill. | 6 | 63,310 | 10,552 | 73. Brown | 5 | 27,879 | 5,576 |
| 29. Texas Southern | 5 | 51,164 | 10,233 | 74. Lafayette | 7 | 38,943 | 5,563 |
| 30. Weber St. | 5 | 50,757 | 10,151 | 75. Liberty | 6 | 32,512 | 5,419 |
| 31. Penn. | 5 | 50,712 | 10,142 | 76. Maine | 5 | 27,074 | 5,415 |
| 32. Ark.-Pine Bluff | 4 | 39,604 | 9,901 | 77. Dartmouth | 5 | 26,586 | 5,317 |
| 33. Southern Ill. | 5 | 47,904 | 9,581 | 78. Towson | 6 | 31,847 | 5,308 |
| 34. Princeton | 5 | 46,850 | 9,370 | 79. Hofstra | 5 | 26,317 | 5,263 |
| 35. Massachusetts | 5 | 46,763 | 9,353 | 80. Colgate | 6 | 30,929 | 5,155 |
| 36. Sam Houston St. | 4 | 37,074 | 9,269 | 81. Dayton | 5 | 25,732 | 5,146 |
| 37. William & Mary | 5 | 45,808 | 9,162 | 82. Columbia | 5 | 24,701 | 4,940 |
| 38. Western Caro. | 5 | 45,497 | 9,099 | 83. Fordham | 5 | 22,799 | 4,560 |
| 39. Illinois St. | 6 | 54,504 | 9,084 | 84. Bucknell | 5 | 22,126 | 4,425 |
| 40. Alcorn St. | 6 | 53,600 | 8,933 | 85. Prairie View | 4 | 17,149 | 4,287 |
| 41. Idaho St. | 5 | 42,399 | 8,480 | 86. Tenn.-Martin | 6 | 23,192 | 3,865 |
| 42. Stephen F. Austin | 6 | 50,830 | 8,472 | 87. Savannah St. | 7 | 26,257 | 3,751 |
| 43. Eastern Ky. | 5 | 42,200 | 8,440 | 88. Austin Peay | 5 | 18,320 | 3,664 |
| 44. Morgan St. | 5 | 42,153 | 8,431 | 89. Murray St. | 5 | 18,248 | 3,650 |
| 45. Northwestern St. | 5 | 41,916 | 8,383 | 90. Stony Brook | 6 | 21,263 | 3,544 |
| | | | | 91. Davidson | 5 | 17,691 | 3,538 |
| | | | | 92. Duquesne | 4 | 13,973 | 3,493 |

| Rank, School | Games | Attendance | Average | Rank, School | Games | Attendance | Average |
|-----------------------------|-------|------------|---------|---------------------------------|-------|------------|---------|
| 93. Northeastern | 5 | 17,134 | 3,427 | 108. Marist | 5 | 9,950 | 1,990 |
| 94. Southern Utah | 4 | 13,056 | 3,264 | 109. Sacred Heart | 5 | 9,621 | 1,924 |
| 95. San Diego | 8 | 25,727 | 3,216 | 110. Charleston So. | 7 | 12,943 | 1,849 |
| 96. Indiana St. | 6 | 19,278 | 3,213 | 111. Jacksonville | 4 | 7,357 | 1,839 |
| 97. Delaware St. | 5 | 14,318 | 2,864 | 112. Valparaiso | 5 | 8,247 | 1,649 |
| 98. Rhode Island | 5 | 14,235 | 2,847 | 113. Butler | 6 | 8,987 | 1,498 |
| 99. Gardner-Webb | 7 | 19,650 | 2,807 | 114. St. Peter's | 6 | 8,471 | 1,412 |
| 100. Albany (N.Y.) | 4 | 10,512 | 2,628 | 115. Iona | 5 | 6,805 | 1,361 |
| 101. Central Conn. St. | 5 | 12,434 | 2,487 | 116. St. Francis (Pa.) | 5 | 5,706 | 1,141 |
| 102. Monmouth | 4 | 9,530 | 2,383 | 2005 Reclassifying Teams | | | |
| 103. Wagner | 6 | 14,259 | 2,377 | North Dakota St. | 6 | 84,962 | 14,160 |
| 104. Drake | 4 | 9,376 | 2,344 | Northern Colo. | 5 | 37,549 | 7,510 |
| 105. Robert Morris | 5 | 11,574 | 2,315 | South Dakota St. | 8 | 55,777 | 6,972 |
| 106. Georgetown | 6 | 13,156 | 2,193 | UC Davis | 5 | 31,685 | 6,337 |
| 107. La Salle | 6 | 12,157 | 2,026 | | | | |

Division I-AA Conferences

| Rank, Conference | Total Teams | Games | 2005 Attendance | Average | Change In Avg. |
|--------------------------|-------------|-------|-----------------|---------|----------------|
| 1. Southern | 8 | 46 | 512,370 | 11,138 | 1,175 |
| 2. Big Sky | 8 | 44 | 475,752 | 10,813 | 613 |
| 3. Southwestern | 10 | 46 | 484,248 | 10,527 | -1,073 |
| 4. Gateway | 8 | 46 | 463,944 | 10,086 | 222 |
| 5. Mid-Eastern | 9 | 43 | 428,584 | 9,967 | -457 |
| 6. Ivy | 8 | 40 | 384,250 | 9,606 | -244 |
| 7. Southland | 6 | 32 | 304,578 | 9,518 | 271 |
| 8. Atlantic 10 | 12 | 68 | 578,820 | 8,512 | 546 |
| 9. Ohio Valley | 9 | 47 | 342,599 | 7,289 | -118 |
| 10. Patriot | 7 | 40 | 223,538 | 5,588 | 225 |
| 11. Great West # | 2 | 10 | 54,811 | 5,481 | -397 |
| 12. Independents # | 2 | 11 | 55,644 | 5,059 | -2,249 |
| 13. Big South | 5 | 31 | 141,981 | 4,580 | -1,049 |
| 14. Pioneer | 9 | 47 | 152,780 | 3,251 | 84 |
| 15. Northeast | 8 | 40 | 94,899 | 2,372 | 163 |
| 16. Metro Atlantic | 5 | 26 | 51,356 | 1,975 | 91 |

#Different lineups in 2004.

Division Totals

| | Teams | Sessions | Attendance | Average | Change In Total | Change In Avg. |
|--|------------|--------------|-------------------|---------------|-----------------|----------------|
| Home Attendance, Division I-A | 117 | 670 | 30,570,825 | 45,628 | 233,588 | 483 |
| Division I-A Neutral-Site Attendance | | 12 | 669,976 | 55,831 | -12,092 | -6,175 |
| Division I-A Bowl Game Attendance* | | 27 | 1,400,725 | 51,879 | -75,371 | -839 |
| NCAA DIVISION I-A TOTALS | 117 | 709 | 32,641,526 | 46,039 | 146,125 | 335 |
| Home Attendance, Division I-AA | 116 | 617 | 4,750,154 | 7,699 | -140,860 | 33 |
| Division I-AA Neutral-Site Attendance | | 20 | 665,732 | 33,287 | -77,210 | -5,815 |
| Division I-AA Championship Game | | 1 | 20,236 | 20,236 | 3,465 | 3,465 |
| NCAA DIVISION I-AA TOTALS | 116 | 638 | 5,436,122 | 8,521 | -214,605 | -67 |
| NCAA DIVISION I TOTALS | 233 | 1,347 | 38,077,648 | 28,268 | -68,480 | 404 |
| Home Attendance, NCAA Division II | 147 | 751 | 2,808,701 | 3,740 | 30,017 | 55 |
| Division II Neutral-Site Attendance | | 26 | 173,736 | 6,682 | 109,526 | 1,743 |
| Division II Championship Game | | 1 | 6,837 | 6,837 | -1,767 | -1,767 |
| NCAA DIVISION II TOTALS | 147 | 778 | 2,989,274 | 3,842 | 137,776 | 129 |
| Home Attendance, NCAA Division III | 227 | 1,121 | 2,068,731 | 1,845 | -7,133 | -17 |
| Division III Neutral-Site Attendance | | 13 | 14,669 | 1,128 | -14,082 | -1,084 |
| Division III Championship Game | | 1 | 4,619 | 4,619 | 1,379 | 1,379 |
| NCAA DIVISION III TOTALS | 227 | 1,135 | 2,088,019 | 1,840 | -19,836 | -27 |
| Home Attendance, Reclassifying Teams** | 8 | 44 | 331,633 | 7,537 | — | — |
| NATIONAL TOTALS FOR 2005 | 615 | 3,304 | 43,486,574 | 13,162 | 381,093 | -36 |

*The MPC Computers Bowl played in Boise, Idaho, with an attendance of 30,112, is included in the Boise State home attendance. If you include this bowl game with the others, the bowl totals are 28 games, 1,431,218 total attendance for a 51,115 average per game.

**The "Reclassifying Teams" category is new this year. In the past, these figures were added to the division the team was eventually joining.

Conferences and Independents Below Division I-AA

| | Total Teams | Games | 2005 Attendance | Avg. PG | Change in Avg. |
|--|-------------|-------|-----------------|---------|----------------|
| Southern Intercollegiate # (II) | 10 | 46 | 292,627 | 6,361 | -528 |
| Lone Star (II) | 13 | 68 | 397,678 | 5,848 | 1,298 |
| Mid-America Intercollegiate # (II) | 9 | 47 | 259,735 | 5,526 | 746 |
| North Central (II) | 7 | 41 | 225,177 | 5,492 | 263 |
| Gulf South (II) | 12 | 65 | 321,788 | 4,951 | 298 |
| Central Intercollegiate# (II) | 12 | 53 | 248,850 | 4,695 | 106 |
| Great Lakes Intercollegiate (II) | 13 | 70 | 234,601 | 3,351 | 246 |

| | Total Teams | Games | 2005 Attendance | Avg. PG | Change in Avg. |
|---|-------------|-------|-----------------|---------|----------------|
| Pennsylvania State Athletic (II) | 14 | 72 | 233,937 | 3,249 | -256 |
| South Atlantic (II) | 8 | 39 | 125,965 | 3,230 | -345 |
| Minnesota Intercollegiate (III) | 9 | 43 | 129,785 | 3,018 | 142 |
| Ohio Athletic (III) | 10 | 56 | 150,072 | 2,680 | -149 |
| Great Northwest (II) | 4 | 21 | 53,011 | 2,524 | 382 |
| Old Dominion Athletic (III) | 7 | 38 | 95,498 | 2,513 | -370 |
| American Southwest (III) | 10 | 50 | 121,478 | 2,430 | 9 |
| Northwest (III) | 6 | 26 | 61,839 | 2,378 | 37 |
| Wisconsin Intercollegiate (III) | 8 | 44 | 104,456 | 2,374 | -264 |
| Rocky Mountain (II) | 9 | 48 | 112,707 | 2,348 | -21 |
| New England Small College (III) | 10 | 39 | 89,069 | 2,284 | 35 |
| Michigan Intercollegiate (III) | 7 | 33 | 74,056 | 2,244 | 272 |
| USA South (III) | 8 | 40 | 87,293 | 2,182 | 229 |
| Middle Atlantic (III) | 11 | 58 | 126,005 | 2,173 | -100 |
| Iowa Intercollegiate (III) | 9 | 45 | 94,990 | 2,111 | -62 |
| Empire 8 (III) | 7 | 38 | 72,038 | 1,896 | 228 |
| Southern Collegiate Athletic (III) | 7 | 35 | 65,777 | 1,879 | 475 |
| Centennial (III) | 7 | 33 | 61,842 | 1,874 | 183 |
| Presidents' Athletic# (III) | 7 | 37 | 68,135 | 1,841 | -220 |
| Northern Sun (II) | 8 | 38 | 68,453 | 1,801 | 74 |
| North Coast (III) | 10 | 52 | 92,685 | 1,782 | -372 |
| New Jersey Athletic (III) | 7 | 35 | 61,508 | 1,757 | -324 |
| College Conf. of Ill. & Wis. (III) | 8 | 43 | 74,060 | 1,722 | -84 |
| Northeast-10 (II) | 10 | 51 | 86,518 | 1,696 | 202 |
| Liberty League (III) | 8 | 40 | 67,498 | 1,687 | -90 |
| West Virginia Intercollegiate (II) | 9 | 47 | 77,876 | 1,657 | 6 |
| Great Lakes Intercollegiate# (II) | 5 | 26 | 42,409 | 1,631 | 1,631 |
| Heartland (III) | 7 | 33 | 53,320 | 1,616 | 85 |
| University Athletic (III) | 4 | 18 | 28,286 | 1,571 | 259 |
| Atlantic Central (III) | 5 | 26 | 39,995 | 1,538 | 280 |
| Div. II Independents# | 4 | 19 | 27,369 | 1,440 | -2,021 |
| Midwest Intercollegiate (III) | 10 | 52 | 66,163 | 1,272 | 0 |
| Southern California Intercollegiate (III) | 7 | 32 | 34,050 | 1,064 | -6 |
| Div. III Independents# | 10 | 44 | 44,403 | 1,009 | -427 |
| New England Football (III) | 14 | 66 | 61,222 | 928 | -24 |
| Illini-Badger (III) | 8 | 38 | 25,848 | 680 | 112 |
| Upper Midwest (III) | 6 | 27 | 17,360 | 643 | -65 |

#Did not have the same lineup as 2004. \$New conference. +The figures used for comparison reflect changes in conference and division lineups to provide parallel, valid comparisons.

Annual Team Attendance Leaders

| Annual Leading Division I-A Teams in Per-Game Home Attendance | | | |
|---|---|------------|--------|
| Year/Teams | G | Attendance | Avg. |
| 1949 | | | |
| Michigan..... | 6 | 563,363 | 93,894 |
| Ohio St. | 5 | 382,146 | 76,429 |
| SMU | 8 | 484,000 | 60,500 |
| 1950 | | | |
| Michigan..... | 6 | 493,924 | 82,321 |
| Ohio St. | 5 | 368,021 | 73,604 |
| SMU | 5 | 309,000 | 61,800 |
| 1951 | | | |
| Ohio St. | 6 | 455,737 | 75,956 |
| Michigan..... | 6 | 445,635 | 74,273 |
| Illinois..... | 4 | 237,035 | 59,259 |
| 1952 | | | |
| Ohio St. | 6 | 453,911 | 75,652 |
| Michigan..... | 6 | 395,907 | 65,985 |
| Texas.....#5 | 3 | 311,160 | 62,232 |
| 1953 | | | |
| Ohio St. | 5 | 397,998 | 79,600 |
| Southern California..... | 6 | 413,617 | 68,936 |
| Michigan..... | 6 | 353,860 | 58,977 |
| 1954 | | | |
| Ohio St. | 6 | 479,840 | 79,973 |
| Michigan..... | 6 | 409,454 | 68,242 |
| UCLA..... | 5 | 318,371 | 63,674 |
| 1955 | | | |
| Michigan..... | 7 | 544,838 | 77,834 |
| Ohio St. | 7 | 493,178 | 70,454 |
| Southern California..... | 7 | 467,085 | 66,726 |

| Year/Teams | G | Attendance | Avg. |
|-------------------|---|------------|--------|
| 1956 | | | |
| Ohio St. | 6 | 494,575 | 82,429 |
| Michigan..... | 7 | 566,145 | 80,878 |
| Minnesota | 6 | 375,407 | 62,568 |
| 1957 | | | |
| Michigan..... | 6 | 504,954 | 84,159 |
| Ohio St. | 6 | 484,118 | 80,686 |
| Minnesota | 5 | 319,942 | 63,988 |
| 1958 | | | |
| Ohio St. | 6 | 499,352 | 82,225 |
| Michigan..... | 6 | 405,115 | 67,519 |
| LSU | 5 | 296,576 | 59,315 |
| 1959 | | | |
| Ohio St. | 6 | 495,536 | 82,589 |
| Michigan..... | 6 | 456,385 | 76,064 |
| LSU | 7 | 408,727 | 58,390 |
| 1960 | | | |
| Ohio St. | 5 | 413,583 | 82,717 |
| Michigan St. | 4 | 274,367 | 68,592 |
| Michigan..... | 6 | 374,682 | 62,447 |
| 1961 | | | |
| Ohio St. | 5 | 414,712 | 82,942 |
| Michigan..... | 7 | 514,924 | 73,561 |
| LSU | 6 | 381,409 | 63,651 |
| 1962 | | | |
| Ohio St. | 6 | 497,644 | 82,941 |
| Michigan St. | 4 | 272,568 | 68,142 |
| LSU | 6 | 397,701 | 66,284 |
| 1963 | | | |
| Ohio St. | 5 | 416,023 | 83,205 |
| LSU | 6 | 396,846 | 66,141 |
| Michigan St. | 5 | 326,597 | 65,319 |

| Year/Teams | G | Attendance | Avg. |
|--------------------------|---|------------|--------|
| 1964 | | | |
| Ohio St. | 7 | 583,740 | 83,391 |
| Michigan St. | 4 | 284,933 | 71,233 |
| Michigan..... | 6 | 388,829 | 64,805 |
| 1965 | | | |
| Ohio St. | 5 | 416,282 | 83,256 |
| Michigan..... | 6 | 480,487 | 80,081 |
| Michigan St. | 5 | 346,296 | 69,259 |
| 1966 | | | |
| Ohio St. | 6 | 488,399 | 81,400 |
| Michigan St. | 6 | 426,750 | 71,125 |
| Michigan..... | 6 | 413,599 | 68,933 |
| 1967 | | | |
| Ohio St. | 5 | 383,502 | 76,700 |
| Michigan..... | 6 | 447,289 | 74,548 |
| Michigan St. | 6 | 411,916 | 68,653 |
| 1968 | | | |
| Ohio St. | 6 | 482,564 | 80,427 |
| Southern California..... | 5 | 354,945 | 70,989 |
| Michigan St. | 6 | 414,177 | 69,030 |
| 1969 | | | |
| Ohio St. | 5 | 431,175 | 86,235 |
| Michigan..... | 6 | 428,780 | 71,463 |
| Michigan St. | 5 | 352,123 | 70,425 |
| 1970 | | | |
| Ohio St. | 5 | 432,451 | 86,490 |
| Michigan..... | 6 | 476,164 | 79,361 |
| Purdue..... | 5 | 340,090 | 68,018 |
| 1971 | | | |
| Ohio St. | 6 | 506,699 | 84,450 |
| Michigan..... | 7 | 564,376 | 80,625 |
| Wisconsin | 6 | 408,885 | 68,148 |

| Year/Teams | G | Attendance | Avg. |
|----------------|----|------------|---------|
| 1972 | | | |
| Michigan..... | 6 | 513,398 | 85,566 |
| Ohio St..... | 6 | 509,420 | 84,903 |
| Nebraska..... | 6 | 456,859 | 76,143 |
| 1973 | | | |
| Ohio St..... | 6 | 523,369 | 87,228 |
| Michigan..... | 7 | 595,171 | 85,024 |
| Nebraska..... | 6 | 456,726 | 76,121 |
| 1974 | | | |
| Michigan..... | 6 | 562,105 | 93,684 |
| Ohio St..... | 6 | 525,314 | 87,552 |
| Nebraska..... | 7 | 534,388 | 76,341 |
| 1975 | | | |
| Michigan..... | 7 | 689,146 | 98,449 |
| Ohio St..... | 6 | 527,141 | 87,856 |
| Nebraska..... | 7 | 533,368 | 76,195 |
| 1976 | | | |
| Michigan..... | 7 | 722,113 | 103,159 |
| Ohio St..... | 6 | 526,216 | 87,702 |
| Tennessee..... | 7 | 564,922 | 80,703 |
| 1977 | | | |
| Michigan..... | 7 | 729,418 | 104,203 |
| Ohio St..... | 6 | 525,535 | 87,589 |
| Tennessee..... | 7 | 582,979 | 83,283 |
| 1978 | | | |
| Michigan..... | 6 | 629,690 | 104,948 |
| Ohio St..... | 7 | 614,881 | 87,840 |
| Tennessee..... | †8 | 627,381 | 78,422 |
| 1979 | | | |
| Michigan..... | 7 | 730,315 | 104,331 |
| Ohio St..... | 7 | 611,794 | 87,399 |
| Tennessee..... | 6 | 512,139 | 85,357 |
| 1980 | | | |
| Michigan..... | 6 | 625,750 | 104,292 |
| Tennessee..... | †8 | 709,193 | 88,649 |
| Ohio St..... | 7 | 615,476 | 87,925 |
| 1981 | | | |
| Michigan..... | 6 | 632,990 | 105,498 |
| Tennessee..... | 6 | 558,996 | 93,166 |
| Ohio St..... | 6 | 521,760 | 86,960 |
| 1982 | | | |
| Michigan..... | 6 | 631,743 | 105,291 |
| Tennessee..... | 6 | 561,102 | 93,517 |
| Ohio St..... | 7 | 623,152 | 89,022 |
| 1983 | | | |
| Michigan..... | 6 | 626,916 | 104,486 |
| Ohio St..... | 6 | 534,110 | 89,018 |
| Tennessee..... | †8 | 679,420 | 84,928 |
| 1984 | | | |
| Michigan..... | 7 | 726,734 | 103,819 |
| Tennessee..... | 7 | 654,602 | 93,515 |
| Ohio St..... | 6 | 536,691 | 89,449 |
| 1985 | | | |
| Michigan..... | 6 | 633,530 | 105,588 |
| Tennessee..... | 7 | 658,690 | 94,099 |
| Ohio St..... | 6 | 535,284 | 89,214 |
| 1986 | | | |
| Michigan..... | 6 | 631,261 | 105,210 |
| Tennessee..... | 7 | 643,317 | 91,902 |
| Ohio St..... | 6 | 536,210 | 89,368 |
| 1987 | | | |
| Michigan..... | 7 | 731,281 | 104,469 |
| Tennessee..... | †8 | 705,434 | 88,179 |
| Ohio St..... | 6 | 511,772 | 85,295 |
| 1988 | | | |
| Michigan..... | 6 | 628,807 | 104,801 |
| Tennessee..... | 6 | 551,677 | 91,946 |
| Ohio St..... | 6 | 516,972 | 86,162 |
| 1989 | | | |
| Michigan..... | 6 | 632,136 | 105,356 |
| Tennessee..... | 6 | 563,502 | 93,917 |
| Ohio St..... | 6 | 511,812 | 85,302 |
| 1990 | | | |
| Michigan..... | 6 | 627,046 | 104,508 |
| Tennessee..... | 7 | 666,540 | 95,220 |
| Ohio St..... | 6 | 536,297 | 89,383 |
| 1991 | | | |
| Michigan..... | 6 | 632,024 | 105,337 |
| Tennessee..... | 6 | 578,389 | 96,398 |
| Penn St..... | 6 | 575,077 | 95,846 |
| 1992 | | | |
| Michigan..... | 6 | 635,201 | 105,867 |

| Year/Teams | G | Attendance | Avg. |
|----------------|---|------------|----------|
| Tennessee..... | 6 | 575,544 | 95,924 |
| Penn St..... | 6 | 569,195 | 94,866 |
| 1993 | | | |
| Michigan..... | 7 | 739,620 | 105,660 |
| Tennessee..... | 7 | 667,280 | 95,326 |
| Penn St..... | 6 | 564,190 | 94,032 |
| 1994 | | | |
| Michigan..... | 6 | 637,300 | 106,217 |
| Penn St..... | 6 | 577,731 | 96,289 |
| Tennessee..... | 6 | 573,821 | 95,637 |
| 1995 | | | |
| Michigan..... | 7 | 726,368 | 103,767 |
| Tennessee..... | 7 | 662,857 | 94,694 |
| Penn St..... | 6 | 561,546 | 93,591 |
| 1996 | | | |
| Michigan..... | 6 | 635,589 | 105,932 |
| Tennessee..... | 6 | 632,509 | 105,418 |
| Penn St..... | 6 | 577,001 | 96,167 |
| 1997 | | | |
| Tennessee..... | 6 | 639,227 | 106,538 |
| Michigan..... | 7 | 745,139 | 106,448 |
| Penn St..... | 6 | 582,517 | 97,086 |
| 1998 | | | |
| Michigan..... | 6 | 665,787 | 110,965 |
| Tennessee..... | 6 | 641,484 | 106,914 |
| Penn St..... | 6 | 579,190 | 96,532 |
| 1999 | | | |
| Michigan..... | 6 | 667,049 | *111,175 |
| Tennessee..... | 7 | 747,870 | 106,839 |
| Penn St..... | 7 | 675,503 | 96,500 |
| 2000 | | | |
| Michigan..... | 6 | 664,930 | 110,822 |
| Tennessee..... | 6 | 645,567 | 107,595 |
| Ohio St..... | 6 | 586,542 | 97,757 |
| 2001 | | | |
| Michigan..... | 6 | 659,447 | 109,908 |
| Penn St..... | 6 | 645,457 | 107,576 |
| Tennessee..... | 6 | 641,059 | 106,843 |
| 2002 | | | |
| Michigan..... | 7 | 774,033 | 110,576 |
| Penn St..... | 8 | *857,911 | 107,239 |
| Tennessee..... | 7 | 746,936 | 106,705 |
| 2003 | | | |
| Michigan..... | 7 | 776,429 | 110,918 |
| Penn St..... | 7 | 739,403 | 105,629 |
| Tennessee..... | 7 | 735,269 | 105,038 |
| 2004 | | | |
| Michigan..... | 6 | 666,149 | 111,025 |
| Tennessee..... | 7 | 746,507 | 106,644 |
| Ohio St..... | 6 | 629,257 | 104,876 |
| 2005 | | | |
| Michigan..... | 7 | 776,405 | 110,915 |
| Tennessee..... | 6 | 645,558 | 107,593 |
| Ohio St..... | 7 | 735,120 | 105,017 |

*Record. #Includes neutral-site game (Oklahoma) at Dallas counted as a home game (75,500). †Includes neutral-site game at Memphis counted as a home game. Attendance: 1978 (40,879), 1980 (50,003), 1983 (20,135). ‡Includes neutral-site game at East Rutherford (54,681).

Annual Leading Division I-AA Teams in Per-Game Home Attendance

(Min. 5 home games)

| Year | Team | Avg. |
|------|-------------|--------|
| 1978 | Southern U. | 28,333 |
| 1979 | Grambling | 29,900 |
| 1980 | Southern U. | 29,708 |
| 1981 | Grambling | 30,835 |
| 1982 | Southern U. | 32,265 |
| 1983 | Jackson St. | 29,117 |
| 1984 | Jackson St. | 29,215 |
| 1985 | Yale | 29,347 |
| 1986 | Jackson St. | 25,177 |
| 1987 | Jackson St. | 32,734 |
| 1988 | Jackson St. | 26,500 |
| 1989 | Jackson St. | 32,269 |
| 1990 | Grambling | 30,152 |
| 1991 | Grambling | 27,181 |
| 1992 | Southern U. | 28,906 |
| 1993 | Jackson St. | 28,917 |
| 1994 | Alcorn St. | 26,203 |

| Year | Team | Avg. |
|------|-------------|---------|
| 1995 | Jackson St. | 34,849 |
| 1996 | Alcorn St. | 21,536 |
| 1997 | Jackson St. | *38,873 |
| 1998 | South Fla. | 27,143 |
| 1999 | Jackson St. | 28,933 |
| 2000 | Southern U. | 27,190 |
| 2001 | Jackson St. | 29,067 |
| 2002 | Jackson St. | 23,691 |
| 2003 | Yale | 23,578 |
| 2004 | Florida A&M | 25,609 |
| 2005 | Montana | 22,479 |

*Record.

Annual Leading Division II Teams in Per-Game Home Attendance

(Min. 5 home games)

| Year | Team | Avg. |
|------|------------------|---------|
| 1958 | Southern Miss. | 11,998 |
| 1959 | Southern Miss. | 13,964 |
| 1960 | Florida A&M | 12,083 |
| 1961 | Akron | 12,988 |
| 1962 | Mississippi Col. | 13,125 |
| 1963 | San Diego St. | 14,200 |
| 1964 | Southern U. | 12,633 |
| 1965 | San Diego St. | 15,227 |
| 1966 | San Diego St. | 15,972 |
| 1967 | San Diego St. | *41,030 |
| 1968 | San Diego St. | 36,969 |
| 1969 | Grambling | 27,680 |
| 1970 | Tampa | 24,204 |
| 1971 | Grambling | 29,341 |
| 1972 | Grambling | 22,663 |
| 1973 | Morgan St. | 22,371 |
| 1974 | Southern U. | 33,563 |
| 1975 | Texas Southern | 22,800 |
| 1976 | Southern U. | 25,864 |
| 1977 | Florida A&M | 21,376 |
| 1978 | Delaware | 18,981 |
| 1979 | Delaware | 19,644 |
| 1980 | Alabama A&M | 15,820 |
| 1981 | Norfolk St. | 19,750 |
| 1982 | Norfolk St. | 16,183 |
| 1983 | Norfolk St. | 15,417 |
| 1984 | Norfolk St. | 18,500 |
| 1985 | Norfolk St. | 18,430 |
| 1986 | Norfolk St. | 13,836 |
| 1987 | North Dakota St. | 14,120 |
| 1988 | UCF | 21,905 |
| 1989 | North Dakota St. | 16,833 |
| 1990 | Norfolk St. | 14,904 |
| 1991 | Norfolk St. | 16,779 |
| 1992 | Norfolk St. | 14,196 |
| 1993 | Norfolk St. | 15,346 |
| 1994 | Clark Atlanta | 20,223 |
| 1995 | Norfolk St. | 16,593 |
| 1996 | Norfolk St. | 15,676 |
| 1997 | North Dakota St. | 12,512 |
| 1998 | Tuskegee | 13,269 |
| 1999 | Tuskegee | 13,336 |
| 2000 | North Dakota St. | 12,723 |
| 2001 | Tuskegee | 12,957 |
| 2002 | Tuskegee | 11,851 |
| 2003 | North Dakota St. | 11,567 |
| 2004 | North Dakota St. | 13,269 |
| 2005 | West Tex. A&M | 13,089 |

*Record.

Annual Leading Division III Teams in Per-Game Home Attendance

(Min. 5 home games)

| Year | Team | Avg. |
|------|------------------|--------|
| 1974 | Albany St. (Ga.) | 9,380 |
| 1975 | Wittenberg | 7,000 |
| 1976 | Morehouse | 11,600 |
| 1977 | Dayton | 10,315 |
| 1978 | Dayton | 9,827 |

| Year | Team | Avg. | Year | Team | Avg. | Year | Team | Avg. |
|-------------|--------------------|-------------|-------------|--------------------|-------------|-------------|--------------------|-------------|
| 1979 | UCF | 11,240 | 1989 | Dayton | 5,962 | 1999 | Mount Union | 5,743 |
| 1980 | UCF | 10,450 | 1990 | Dayton | 6,185 | 2000 | Emory & Henry | 6,263 |
| 1981 | Dayton | 10,025 | 1991 | Dayton | 7,657 | 2001 | St. John's (Minn.) | 6,674 |
| 1982 | Dayton | 7,906 | 1992 | Dayton | 6,098 | 2002 | St. John's (Minn.) | 5,717 |
| 1983 | Dayton | 6,542 | 1993 | St. John's (Minn.) | 6,655 | 2003 | St. John's (Minn.) | 6,496 |
| 1984 | Dayton | 8,332 | 1994 | Hampden-Sydney | 6,614 | 2004 | St. John's (Minn.) | 7,819 |
| 1985 | Villanova | 11,740 | 1995 | St. John's (Minn.) | 6,574 | 2005 | St. John's (Minn.) | 7,925 |
| 1986 | Villanova | *11,883 | 1996 | St. John's (Minn.) | 6,834 | | | |
| 1987 | Trinity (Conn.) | 6,254 | 1997 | Emory & Henry | 5,853 | | | |
| 1988 | St. John's (Minn.) | 5,788 | 1998 | St. John's (Minn.) | 6,562 | | | |

*Record.



2005 Statistical Leaders

| | |
|--|-----|
| 2005 Division I-A Individual Leaders | 422 |
| 2005 Division I-A Team Statistics | 444 |
| 2005 Division I-AA Individual Leaders | 468 |
| 2005 Division I-AA Team Statistics.. | 490 |



2005 Division I-A Individual Leaders

(Players must have played in a minimum of 75 percent of team's games; *Team was a Division I-A provisional member in 2005)

Rushing

| Rank | Player | Pos | Cl. | G | Att. | Net | TD | Avg. | Yds/Gm |
|------|------------------------------------|-----|-----|----|------|-------|----|------|--------|
| 1. | DeAngelo Williams, Memphis | RB | SR | 11 | 310 | 1,964 | 18 | 6.34 | 178.55 |
| 2. | Garrett Wolfe, Northern Ill. | RB | JR | 9 | 242 | 1,580 | 16 | 6.53 | 175.56 |
| 3. | Jerome Harrison, Washington St. | RB | SR | 11 | 308 | 1,900 | 16 | 6.17 | 172.73 |
| 4. | Reggie Bush, Southern California | RB | JR | 13 | 200 | 1,740 | 16 | 8.70 | 133.85 |
| 5. | Laurence Maroney, Minnesota | RB | JR | 11 | 281 | 1,464 | 10 | 5.21 | 133.09 |
| 6. | Brian Calhoun, Wisconsin | RB | JR | 13 | 348 | 1,636 | 22 | 4.70 | 125.85 |
| 7. | Marshawn Lynch, California | RB | SO | 10 | 196 | 1,246 | 10 | 6.36 | 124.60 |
| 8. | Tyrell Sutton, Northwestern | RB | FR | 12 | 250 | 1,474 | 16 | 5.90 | 122.83 |
| 9. | Yvenson Bernard, Oregon St. | RB | SO | 11 | 299 | 1,321 | 13 | 4.42 | 120.09 |
| 10. | DonTrell Moore, New Mexico | RB | SR | 11 | 275 | 1,298 | 14 | 4.72 | 118.00 |
| 11. | B.J. Mitchell, Nevada | RB | SR | 12 | 261 | 1,399 | 12 | 5.36 | 116.58 |
| 12. | Andre Hall, South Fla. | RB | SR | 12 | 270 | 1,374 | 13 | 5.09 | 114.50 |
| 13. | Michael Bush, Louisville | RB | JR | 10 | 205 | 1,143 | 23 | 5.58 | 114.30 |
| 14. | Steve Slaton, West Virginia | RB | FR | 10 | 205 | 1,128 | 17 | 5.50 | 112.80 |
| 15. | Chris Barclay, Wake Forest | RB | SR | 10 | 218 | 1,127 | 10 | 5.17 | 112.70 |
| 16. | Trovon Riley, Western Mich. | RB | SR | 9 | 220 | 1,004 | 6 | 4.56 | 111.56 |
| 17. | Albert Young, Iowa | RB | SO | 12 | 249 | 1,334 | 8 | 5.36 | 111.17 |
| 18. | Antonio Pittman, Ohio St. | RB | SO | 12 | 243 | 1,331 | 7 | 5.48 | 110.92 |
| 19. | Brad Smith, Missouri | QB | SR | 12 | 229 | 1,301 | 16 | 5.68 | 108.42 |
| 20. | Trinity Dawson, Toledo | RB | SR | 12 | 232 | 1,294 | 5 | 5.58 | 107.83 |
| 21. | Kenny Irons, Auburn | RB | JR | 12 | 256 | 1,293 | 13 | 5.05 | 107.75 |
| 22. | Kyle Bell, Colorado St. | RB | SO | 12 | 276 | 1,288 | 10 | 4.67 | 107.33 |
| 23. | Brandon Murphy, Miami (Ohio) | RB | SO | 10 | 226 | 1,070 | 9 | 4.73 | 107.00 |
| 24. | Antonio Warren, Arkansas St. | RB | SR | 10 | 173 | 1,066 | 6 | 6.16 | 106.60 |
| 25. | Patrick Cobbs, North Texas | RB | SR | 11 | 231 | 1,154 | 6 | 5.00 | 104.91 |
| 26. | Kalvin McRae, Ohio | RB | SO | 11 | 209 | 1,153 | 7 | 5.52 | 104.82 |
| 27. | Ken Darby, Alabama | RB | JR | 12 | 239 | 1,242 | 3 | 5.20 | 103.50 |
| 28. | Jerious Norwood, Mississippi St. | RB | SR | 11 | 191 | 1,136 | 6 | 5.95 | 103.27 |
| 29. | Carlton Jones, Army | RB | SR | 10 | 269 | 1,024 | 6 | 3.81 | 102.40 |
| 30. | Quinton Ganther, Utah | RB | SR | 11 | 205 | 1,120 | 7 | 5.46 | 101.82 |
| 31. | Darren McFadden, Arkansas | TB | FR | 11 | 176 | 1,113 | 11 | 6.32 | 101.18 |
| 32. | Wendell Mathis, Fresno St. | RB | SR | 13 | 248 | 1,313 | 15 | 5.29 | 101.00 |
| 33. | Adrian Peterson, Oklahoma | RB | SO | 11 | 220 | 1,108 | 14 | 5.04 | 100.73 |
| 34. | LenDale White, Southern California | RB | JR | 13 | 197 | 1,302 | 24 | 6.61 | 100.15 |
| 35. | Darius Walker, Notre Dame | RB | SO | 12 | 253 | 1,196 | 9 | 4.73 | 99.67 |
| 36. | Ontario Sneed, Central Mich. | RB | FR | 11 | 220 | 1,065 | 8 | 4.84 | 96.82 |
| 37. | Tyrell Fenroy, La.-Lafayette | RB | SR | 11 | 179 | 1,053 | 12 | 5.88 | 95.73 |
| 38. | Rafael Little, Kentucky | RB | SO | 11 | 197 | 1,045 | 9 | 5.30 | 95.00 |
| 39. | Brett Biggs, Akron | RB | SR | 13 | 284 | 1,230 | 10 | 4.33 | 94.62 |
| 40. | Gary Russell, Minnesota | RB | SO | 12 | 186 | 1,130 | 18 | 6.08 | 94.17 |
| 41. | Curtis Brown, Brigham Young | RB | JR | 12 | 210 | 1,123 | 14 | 5.35 | 93.58 |
| 42. | Ray Rice, Rutgers | RB | FR | 12 | 195 | 1,120 | 5 | 5.74 | 93.33 |
| 43. | Ahmad Bradshaw, Marshall | RB | SO | 11 | 214 | 997 | 9 | 4.66 | 90.64 |
| 44. | Kevin Smith, UCF | TB | FR | 13 | 249 | 1,178 | 9 | 4.73 | 90.62 |
| 45. | Mike Hamilton, Oklahoma St. | RB | SO | 11 | 193 | 961 | 1 | 4.98 | 87.36 |
| 46. | Tony Hunt, Penn St. | RB | JR | 12 | 174 | 1,047 | 6 | 6.02 | 87.25 |
| 47. | Mike Bell, Arizona | RB | SR | 11 | 200 | 952 | 5 | 4.76 | 86.55 |
| 48. | Ryan Gilbert, Houston | RB | SR | 12 | 170 | 1,037 | 9 | 6.10 | 86.42 |
| 49. | P.J. Daniels, Georgia Tech | RB | SR | 11 | 198 | 930 | 3 | 4.70 | 84.55 |
| 50. | Justin Forsett, California | RB | SO | 12 | 132 | 999 | 6 | 7.57 | 83.25 |
| 51. | Lance Ball, Maryland | RB | SO | 11 | 189 | 903 | 6 | 4.78 | 82.09 |
| 52. | Quinton Smith, Rice | RB | JR | 11 | 140 | 902 | 5 | 6.44 | 82.00 |
| 53. | Damien Rhodes, Syracuse | RB | SR | 11 | 219 | 900 | 7 | 4.11 | 81.82 |
| 54. | Vince Young, Texas | QB | JR | 13 | 155 | 1,050 | 12 | 6.77 | 80.77 |
| 55. | Courtney Lewis, Texas A&M | RB | JR | 9 | 109 | 723 | 7 | 6.63 | 80.33 |
| 56. | Arian Foster, Tennessee | RB | FR | 11 | 183 | 879 | 5 | 4.80 | 79.91 |
| 56. | James Davis, Clemson | RB | FR | 11 | 165 | 879 | 9 | 5.33 | 79.91 |
| 58. | Pat White, West Virginia | QB | FR | 12 | 131 | 952 | 7 | 7.27 | 79.33 |
| 59. | Wynel Seldon, Wyoming | RB | FR | 11 | 187 | 871 | 11 | 4.66 | 79.18 |
| 60. | Umar Ferguson, Temple | RB | SR | 9 | 191 | 701 | 5 | 3.67 | 77.89 |
| 61. | DeMyron Martin, SMU | RB | FR | 11 | 185 | 854 | 7 | 4.62 | 77.64 |
| 62. | Maurice Drew, UCLA | RB | JR | 12 | 186 | 914 | 13 | 4.91 | 76.17 |
| 63. | Robert Merrill, TCU | RB | JR | 12 | 187 | 911 | 10 | 4.87 | 75.92 |
| 64. | Lynell Hamilton, San Diego St. | RB | SO | 11 | 190 | 819 | 9 | 4.31 | 74.45 |
| 65. | Javon Ringer, Michigan St. | RB | FR | 11 | 122 | 817 | 5 | 6.70 | 74.27 |
| 66. | Cory Ross, Nebraska | RB | SR | 12 | 225 | 882 | 5 | 3.92 | 73.50 |
| 67. | Lamar Owens, Navy | QB | SR | 12 | 213 | 880 | 11 | 4.13 | 73.33 |
| 68. | Taurean Henderson, Texas Tech | RB | SR | 12 | 148 | 872 | 17 | 5.89 | 72.67 |
| 69. | Keegan Herring, Arizona St. | TB | FR | 12 | 158 | 870 | 6 | 5.51 | 72.50 |
| 70. | Marcus Thomas, UTEP | RB | SO | 11 | 149 | 791 | 5 | 5.31 | 71.91 |
| 71. | Justine Buries, New Mexico St. | RB | SO | 11 | 187 | 779 | 5 | 4.17 | 70.82 |
| 72. | Thomas Clayton, Kansas St. | RB | JR | 9 | 137 | 637 | 4 | 4.65 | 70.78 |
| 73. | Joseph Addai, LSU | RB | SR | 13 | 187 | 911 | 9 | 4.87 | 70.08 |
| 74. | Shermar Bracey, Arkansas St. | RB | SR | 10 | 107 | 699 | 5 | 6.53 | 69.90 |
| 75. | Jerod Void, Purdue | RB | SR | 10 | 130 | 696 | 10 | 5.35 | 69.60 |

| Rank | Player | Pos | Cl. | G | Att. | Net | TD | Avg. | Yds/Gm |
|------|---------------------------------|-----|-----|----|------|-----|----|------|--------|
| 76. | Aaron Brown, TCU | RB | FR | 11 | 128 | 758 | 6 | 5.92 | 68.91 |
| 77. | Mico McSwain, Mississippi | RB | FR | 9 | 124 | 612 | 3 | 4.94 | 68.00 |
| 78. | Jamaal Charles, Texas | RB | FR | 13 | 119 | 878 | 11 | 7.38 | 67.54 |
| 79. | Chris Taylor, Indiana | RB | SR | 11 | 156 | 740 | 4 | 4.74 | 67.27 |
| 80. | L.V. Whitworth, Boston College | RB | SO | 12 | 189 | 807 | 5 | 4.27 | 67.25 |
| 81. | Michael Robinson, Penn St. | QB | SR | 12 | 163 | 806 | 11 | 4.94 | 67.17 |
| 82. | Andre Brown, North Carolina St. | RB | FR | 10 | 129 | 667 | 6 | 5.17 | 66.70 |
| 83. | Reggie McNeal, Texas A&M | QB | SR | 10 | 96 | 664 | 3 | 6.92 | 66.40 |
| 84. | Hugh Charles, Colorado | RB | SO | 13 | 189 | 858 | 6 | 4.54 | 66.00 |
| 85. | Eugene Gross, Middle Tenn. | RB | JR | 11 | 182 | 724 | 13 | 3.98 | 65.82 |
| 86. | Uril Parrish, Tulsa | RB | SR | 12 | 179 | 787 | 9 | 4.40 | 65.58 |
| 87. | Jon Cornish, Kansas | RB | JR | 12 | 134 | 780 | 9 | 5.82 | 65.00 |
| 88. | Shaun Carney, Air Force | QB | SO | 11 | 170 | 710 | 11 | 4.18 | 64.55 |
| 89. | Yonus Davis, San Jose St. | RB | SO | 10 | 95 | 638 | 4 | 6.72 | 63.80 |
| 90. | Cedric Humes, Virginia Tech | RB | SR | 12 | 162 | 752 | 11 | 4.64 | 62.67 |
| 91. | Chris Johnson, East Caro. | RB | SO | 11 | 176 | 684 | 6 | 3.89 | 62.18 |
| 92. | Micah Andrews, Wake Forest | RB | SO | 10 | 110 | 621 | 1 | 5.65 | 62.10 |
| 93. | Terrence Whitehead, Oregon | RB | SR | 11 | 156 | 679 | 4 | 4.35 | 61.73 |
| 94. | Brian Leonard, Rutgers | RB | JR | 12 | 173 | 740 | 11 | 4.28 | 61.67 |
| 95. | B.J. Lane, Bowling Green | RB | SR | 11 | 139 | 677 | 10 | 4.87 | 61.55 |
| 96. | Thomas Brown, Georgia | RB | SO | 12 | 147 | 736 | 4 | 5.01 | 61.33 |
| 97. | Erick Jackson, UNLV | RB | JR | 11 | 174 | 673 | 6 | 3.87 | 61.18 |
| 98. | Mark Dillard, Louisiana Tech | RB | SO | 11 | 155 | 672 | 8 | 4.34 | 61.09 |
| 99. | Adam Ballard, Navy | RB | SO | 11 | 109 | 668 | 6 | 6.13 | 60.73 |
| 100. | Stevie Hicks Jr., Iowa St. | RB | JR | 9 | 149 | 545 | 4 | 3.66 | 60.56 |

Passing Efficiency

| Rank | Player | Pos | Cl. | G | Att | Comp | CPct | Int | IPct | Yds | Yds/Att | TD | TDPct | Rating |
|------|-----------------------------------|-----|-----|----|-----|------|-------|-----|------|-------|---------|----|-------|--------|
| 1. | Rudy Carpenter, Arizona St. | QB | SO | 9 | 228 | 156 | 68.42 | 2 | .88 | 2,273 | 9.97 | 17 | 7.46 | 175.0 |
| 2. | Brian Brohm, Louisville | QB | SO | 10 | 301 | 207 | 68.77 | 5 | 1.66 | 2,883 | 9.58 | 19 | 6.31 | 166.7 |
| 3. | Vince Young, Texas | QB | JR | 13 | 325 | 212 | 65.23 | 10 | 3.08 | 3,036 | 9.34 | 26 | 8.00 | 163.9 |
| 4. | Troy Smith, Ohio St. | QB | SR | 11 | 237 | 149 | 62.87 | 4 | 1.69 | 2,282 | 9.63 | 16 | 6.75 | 162.7 |
| 5. | Drew Olson, UCLA | QB | SR | 12 | 378 | 242 | 64.02 | 6 | 1.59 | 3,198 | 8.46 | 34 | 8.99 | 161.6 |
| 6. | Phil Horvath, Northern Ill. | QB | JR | 9 | 238 | 168 | 70.59 | 8 | 3.36 | 2,001 | 8.41 | 18 | 7.56 | 159.4 |
| 7. | Brady Quinn, Notre Dame | QB | JR | 12 | 450 | 292 | 64.89 | 7 | 1.56 | 3,919 | 8.71 | 32 | 7.11 | 158.4 |
| 8. | Matt Leinart, Southern California | QB | SR | 13 | 431 | 283 | 65.66 | 8 | 1.86 | 3,815 | 8.85 | 28 | 6.50 | 157.7 |
| 9. | Colt Brennan, Hawaii | QB | SO | 12 | 515 | 350 | 67.96 | 13 | 2.52 | 4,301 | 8.35 | 35 | 6.80 | 155.5 |
| 10. | Drew Stanton, Michigan St. | QB | JR | 11 | 354 | 236 | 66.67 | 12 | 3.39 | 3,077 | 8.69 | 22 | 6.21 | 153.4 |
| 11. | Brian Johnson, Utah | QB | SO | 10 | 330 | 210 | 63.64 | 7 | 2.12 | 2,892 | 8.76 | 18 | 5.45 | 151.0 |
| 12. | Omar Jacobs, Bowling Green | QB | JR | 9 | 321 | 195 | 60.75 | 7 | 2.18 | 2,590 | 8.07 | 26 | 8.10 | 150.9 |
| 13. | John Stocco, Wisconsin | QB | JR | 13 | 328 | 197 | 60.06 | 9 | 2.74 | 2,920 | 8.90 | 21 | 6.40 | 150.5 |
| 14. | Justin Holland, Colorado St. | QB | SR | 12 | 369 | 235 | 63.69 | 15 | 4.07 | 3,185 | 8.63 | 23 | 6.23 | 148.6 |
| 15. | Cody Hodges, Texas Tech | QB | SR | 12 | 531 | 353 | 66.48 | 12 | 2.26 | 4,238 | 7.98 | 31 | 5.84 | 148.3 |
| 16. | D.J. Shockley, Georgia | QB | SR | 12 | 310 | 173 | 55.81 | 5 | 1.61 | 2,588 | 8.35 | 24 | 7.74 | 148.3 |
| 17. | Ryan Hart, Rutgers | QB | SR | 10 | 255 | 155 | 60.78 | 8 | 3.14 | 2,135 | 8.37 | 18 | 7.06 | 148.1 |
| 18. | Paul Pinegar, Fresno St. | QB | SR | 13 | 416 | 265 | 63.70 | 15 | 3.61 | 3,335 | 8.02 | 30 | 7.21 | 147.6 |
| 19. | Bruce Gradkowski, Toledo | QB | SR | 11 | 332 | 207 | 62.35 | 12 | 3.61 | 2,469 | 7.44 | 29 | 8.73 | 146.4 |
| 20. | Drew Tate, Iowa | QB | JR | 12 | 352 | 219 | 62.22 | 7 | 1.99 | 2,828 | 8.03 | 22 | 6.25 | 146.4 |
| 21. | Bryan Cupito, Minnesota | QB | JR | 11 | 297 | 176 | 59.26 | 9 | 3.03 | 2,530 | 8.52 | 19 | 6.40 | 145.9 |
| 22. | Darrell Hackney, UAB | QB | SR | 11 | 386 | 242 | 62.69 | 12 | 3.11 | 3,180 | 8.24 | 22 | 5.70 | 144.5 |
| 23. | Marcus Vick, Virginia Tech | QB | JR | 13 | 289 | 177 | 61.25 | 10 | 3.46 | 2,393 | 8.28 | 17 | 5.88 | 143.3 |
| 24. | Paul Smith, Tulsa | QB | SO | 13 | 364 | 227 | 62.36 | 6 | 1.65 | 2,835 | 7.79 | 20 | 5.49 | 142.6 |
| 25. | Jordan Palmer, UTEP | QB | JR | 12 | 434 | 258 | 59.45 | 19 | 4.38 | 3,503 | 8.07 | 29 | 6.68 | 140.5 |
| 26. | Alex Brink, Washington St. | QB | SO | 11 | 358 | 205 | 57.26 | 13 | 3.63 | 2,891 | 8.08 | 24 | 6.70 | 140.0 |
| 27. | Steven Moffett, UCF | QB | JR | 13 | 375 | 223 | 59.47 | 9 | 2.40 | 2,925 | 7.80 | 22 | 5.87 | 139.5 |
| 28. | Trent Edwards, Stanford | QB | SR | 11 | 268 | 168 | 62.69 | 7 | 2.61 | 1,934 | 7.22 | 17 | 6.34 | 139.0 |
| 29. | Bret Meyer, Iowa St. | QB | SO | 12 | 368 | 227 | 61.68 | 10 | 2.72 | 2,876 | 7.82 | 19 | 5.16 | 138.9 |
| 30. | Jeff Rowe, Nevada | QB | SO | 12 | 389 | 241 | 61.95 | 10 | 2.57 | 2,925 | 7.52 | 21 | 5.40 | 137.8 |
| 31. | Jeff Ballard, TCU | QB | JR | 9 | 232 | 139 | 59.91 | 7 | 3.02 | 1,801 | 7.76 | 13 | 5.60 | 137.6 |
| 32. | John Beck, Brigham Young | QB | JR | 12 | 513 | 331 | 64.52 | 13 | 2.53 | 3,709 | 7.23 | 27 | 5.26 | 137.6 |
| 33. | Kyle Wright, Miami (Fla.) | QB | SO | 12 | 307 | 180 | 58.63 | 10 | 3.26 | 2,403 | 7.83 | 18 | 5.86 | 137.2 |
| 34. | Chris Leak, Florida | QB | JR | 12 | 374 | 235 | 62.83 | 6 | 1.60 | 2,639 | 7.06 | 20 | 5.35 | 136.5 |
| 35. | JaMarcus Russell, LSU | QB | JR | 12 | 310 | 187 | 60.32 | 9 | 2.90 | 2,434 | 7.85 | 15 | 4.84 | 136.4 |
| 36. | Matt Ryan, Boston College | QB | SO | 10 | 195 | 121 | 62.05 | 5 | 2.56 | 1,514 | 7.76 | 8 | 4.10 | 135.7 |
| 37. | Brett Basanez, Northwestern | QB | SR | 12 | 497 | 314 | 63.18 | 8 | 1.61 | 3,622 | 7.29 | 21 | 4.23 | 135.1 |
| 38. | Kole McNamey, New Mexico | QB | JR | 9 | 231 | 144 | 62.34 | 9 | 3.90 | 1,682 | 7.28 | 13 | 5.63 | 134.3 |
| 39. | Charlie Whitehurst, Clemson | QB | SR | 11 | 340 | 229 | 67.35 | 10 | 2.94 | 2,483 | 7.30 | 11 | 3.24 | 133.5 |
| 40. | Kevin Kolb, Houston | QB | JR | 12 | 420 | 254 | 60.48 | 15 | 3.57 | 3,258 | 7.76 | 19 | 4.52 | 133.4 |
| 41. | Josh Betts, Miami (Ohio) | QB | SR | 11 | 434 | 248 | 57.14 | 13 | 3.00 | 3,178 | 7.32 | 27 | 6.22 | 133.2 |
| 42. | Brodie Croyle, Alabama | QB | SR | 12 | 339 | 202 | 59.59 | 4 | 1.18 | 2,499 | 7.37 | 14 | 4.13 | 132.8 |
| 43. | Sam Hollenbach, Maryland | QB | JR | 11 | 315 | 192 | 60.95 | 15 | 4.76 | 2,539 | 8.06 | 13 | 4.13 | 132.8 |
| 44. | Brandon Cox, Auburn | QB | SO | 11 | 306 | 177 | 57.84 | 8 | 2.61 | 2,324 | 7.59 | 15 | 4.90 | 132.6 |
| 45. | James Pinkney, East Caro. | QB | JR | 11 | 366 | 222 | 60.66 | 8 | 2.19 | 2,773 | 7.58 | 14 | 3.83 | 132.5 |
| 46. | Blake Mitchell, South Carolina | QB | SO | 11 | 315 | 186 | 59.05 | 12 | 3.81 | 2,370 | 7.52 | 17 | 5.40 | 132.4 |
| 47. | Kevin O'Connell, San Diego St. | QB | SO | 12 | 375 | 233 | 62.13 | 12 | 3.20 | 2,663 | 7.10 | 19 | 5.07 | 132.1 |
| 48. | Joey Lynch, Ball St. | QB | SR | 11 | 314 | 198 | 63.06 | 7 | 2.23 | 1,982 | 6.31 | 18 | 5.73 | 130.5 |
| 49. | Jared Zabransky, Boise St. | QB | JR | 13 | 342 | 202 | 59.06 | 16 | 4.68 | 2,562 | 7.49 | 18 | 5.26 | 130.0 |
| 50. | Chad Henne, Michigan | QB | SO | 12 | 382 | 223 | 58.38 | 8 | 2.09 | 2,526 | 6.61 | 23 | 6.02 | 129.6 |
| 51. | Marques Hagans, Virginia | QB | SR | 12 | 343 | 213 | 62.10 | 12 | 3.50 | 2,492 | 7.27 | 14 | 4.08 | 129.6 |
| 52. | Clint Marks, Middle Tenn. | QB | JR | 11 | 298 | 197 | 66.11 | 7 | 2.35 | 2,083 | 6.99 | 8 | 2.68 | 129.0 |
| 53. | Dustin Almond, Southern Miss. | QB | SR | 12 | 394 | 216 | 54.82 | 12 | 3.05 | 2,860 | 7.26 | 23 | 5.84 | 129.0 |

STATISTICAL LEADERS

| Rank | Player | Pos | Cl. | G | Att | Comp | CPct | Int | IPct | Yds | Yds/Att | TD | TDPct | Rating |
|------|--------------------------------------|-----|-----|----|-----|------|-------|-----|------|-------|---------|----|-------|--------|
| 54. | Isaiah Stanback, Washington..... | QB | JR | 11 | 264 | 143 | 54.17 | 6 | 2.27 | 2,136 | 8.09 | 9 | 3.41 | 128.8 |
| 55. | Matt Kubik, Louisiana Tech..... | QB | SR | 11 | 312 | 171 | 54.81 | 7 | 2.24 | 2,202 | 7.06 | 18 | 5.77 | 128.6 |
| 56. | Reggie McNeal, Texas A&M..... | QB | SR | 10 | 265 | 141 | 53.21 | 9 | 3.40 | 1,963 | 7.41 | 16 | 6.04 | 128.6 |
| 57. | Michael Robinson, Penn St..... | QB | SR | 12 | 311 | 162 | 52.09 | 10 | 3.22 | 2,350 | 7.56 | 17 | 5.47 | 127.2 |
| 58. | Tyler Palko, Pittsburgh..... | QB | JR | 11 | 341 | 193 | 56.60 | 9 | 2.64 | 2,392 | 7.01 | 17 | 4.99 | 126.7 |
| 59. | Kent Smith, Central Mich..... | QB | SR | 11 | 420 | 255 | 60.71 | 6 | 1.43 | 2,799 | 6.66 | 16 | 3.81 | 126.4 |
| 60. | Jay Cutler, Vanderbilt..... | QB | SR | 11 | 462 | 273 | 59.09 | 9 | 1.95 | 3,073 | 6.65 | 21 | 4.55 | 126.1 |
| 61. | Corey Bramlet, Wyoming..... | QB | SR | 11 | 359 | 214 | 59.61 | 18 | 5.01 | 2,610 | 7.27 | 16 | 4.46 | 125.4 |
| 62. | Matt Bohnet, Eastern Mich..... | QB | SR | 10 | 351 | 220 | 62.68 | 5 | 1.42 | 2,181 | 6.21 | 14 | 3.99 | 125.2 |
| 63. | Joel Klatt, Colorado..... | QB | SR | 12 | 400 | 241 | 60.25 | 8 | 2.00 | 2,696 | 6.74 | 14 | 3.50 | 124.4 |
| 64. | Nick Noce, Arkansas St..... | QB | SR | 12 | 282 | 156 | 55.32 | 10 | 3.55 | 2,052 | 7.28 | 12 | 4.26 | 123.4 |
| 65. | Matt Moore, Oregon St..... | QB | JR | 10 | 355 | 211 | 59.44 | 19 | 5.35 | 2,711 | 7.64 | 11 | 3.10 | 123.1 |
| 66. | Drew Weatherford, Florida St..... | QB | FR | 13 | 469 | 276 | 58.85 | 18 | 3.84 | 3,208 | 6.84 | 18 | 3.84 | 121.3 |
| 67. | Leon Jackson III, Utah St..... | QB | SO | 9 | 229 | 132 | 57.64 | 6 | 2.62 | 1,547 | 6.76 | 8 | 3.49 | 120.7 |
| 68. | Shawn Bell, Baylor..... | QB | JR | 10 | 320 | 190 | 59.38 | 6 | 1.88 | 1,964 | 6.14 | 12 | 3.75 | 119.6 |
| 69. | Rick Clausen, Tennessee..... | QB | SR | 9 | 209 | 120 | 57.42 | 6 | 2.87 | 1,441 | 6.89 | 6 | 2.87 | 119.1 |
| 70. | Blake Powers, Indiana..... | QB | SO | 11 | 376 | 212 | 56.38 | 16 | 4.26 | 2,305 | 6.13 | 22 | 5.85 | 118.7 |
| 71. | Luke Getsy, Akron..... | QB | JR | 13 | 525 | 278 | 52.95 | 12 | 2.29 | 3,455 | 6.58 | 23 | 4.38 | 118.1 |
| 72. | Steven Wichman, Idaho..... | QB | JR | 11 | 401 | 226 | 56.36 | 18 | 4.49 | 2,746 | 6.85 | 15 | 3.74 | 117.2 |
| 73. | Zac Taylor, Nebraska..... | QB | JR | 12 | 430 | 237 | 55.12 | 12 | 2.79 | 2,653 | 6.17 | 19 | 4.42 | 115.9 |
| 74. | Andre Woodson, Kentucky..... | QB | SO | 11 | 253 | 146 | 57.71 | 6 | 2.37 | 1,644 | 6.50 | 6 | 2.37 | 115.4 |
| 75. | Tim Brasic, Illinois..... | QB | JR | 11 | 337 | 206 | 61.13 | 11 | 3.26 | 1,979 | 5.87 | 11 | 3.26 | 114.7 |
| 76. | Royal Gill, New Mexico St..... | QB | JR | 10 | 328 | 195 | 59.45 | 9 | 2.74 | 1,930 | 5.88 | 11 | 3.35 | 114.5 |
| 77. | Brad Smith, Missouri..... | QB | SR | 12 | 399 | 237 | 59.40 | 9 | 2.26 | 2,304 | 5.77 | 13 | 3.26 | 114.1 |
| 78. | Joe Ayoob, California..... | QB | JR | 11 | 254 | 125 | 49.21 | 14 | 5.51 | 1,707 | 6.72 | 15 | 5.91 | 114.1 |
| 79. | Rhett Bomar, Oklahoma..... | QB | SO | 12 | 308 | 167 | 54.22 | 10 | 3.25 | 2,018 | 6.55 | 10 | 3.25 | 113.5 |
| 80. | Marcus Stone, North Carolina St..... | QB | SO | 9 | 154 | 75 | 48.70 | 6 | 3.90 | 1,015 | 6.59 | 8 | 5.19 | 113.4 |
| 81. | Jerad Romo, SMU..... | QB | SR | 11 | 281 | 154 | 54.80 | 7 | 2.49 | 1,768 | 6.29 | 9 | 3.20 | 113.2 |
| 82. | Zac Dahman, Army..... | QB | SR | 11 | 299 | 168 | 56.19 | 13 | 4.35 | 1,864 | 6.23 | 11 | 3.68 | 112.0 |
| 83. | Matt Baker, North Carolina..... | QB | SR | 11 | 346 | 180 | 52.02 | 11 | 3.18 | 2,345 | 6.78 | 9 | 2.60 | 111.2 |
| 84. | Dustin Grutza, Cincinnati..... | QB | FR | 11 | 300 | 168 | 56.00 | 11 | 3.67 | 1,799 | 6.00 | 11 | 3.67 | 111.1 |
| 85. | Lester Ricard, Tulane..... | QB | JR | 10 | 323 | 166 | 51.39 | 12 | 3.72 | 1,932 | 5.98 | 16 | 4.95 | 110.6 |
| 86. | Steven Jyles, La.-Monroe..... | QB | SR | 11 | 379 | 209 | 55.15 | 10 | 2.64 | 2,235 | 5.90 | 12 | 3.17 | 109.9 |
| 87. | Drew Willy, Buffalo..... | QB | FR | 10 | 246 | 149 | 60.57 | 12 | 4.88 | 1,481 | 6.02 | 6 | 2.44 | 109.4 |
| 88. | Micheal Spurlock, Mississippi..... | QB | SR | 11 | 267 | 142 | 53.18 | 9 | 3.37 | 1,703 | 6.38 | 7 | 2.62 | 108.7 |
| 89. | Adam Tafalis, San Jose St..... | QB | SO | 11 | 286 | 142 | 49.65 | 10 | 3.50 | 1,810 | 6.33 | 11 | 3.85 | 108.5 |
| 90. | Omarr Conner, Mississippi St..... | QB | JR | 11 | 167 | 86 | 51.50 | 5 | 2.99 | 903 | 5.41 | 8 | 4.79 | 106.7 |
| 91. | Allan Evridge, Kansas St..... | QB | FR | 9 | 213 | 102 | 47.89 | 7 | 3.29 | 1,365 | 6.41 | 6 | 2.82 | 104.4 |
| 92. | Michael Machen, Kent St..... | QB | SO | 10 | 365 | 200 | 54.79 | 18 | 4.93 | 2,078 | 5.69 | 11 | 3.01 | 102.7 |
| 93. | Brian Luke, Kansas..... | QB | SR | 9 | 171 | 87 | 50.88 | 8 | 4.68 | 967 | 5.65 | 6 | 3.51 | 100.6 |
| 94. | Bernard Morris, Marshall..... | QB | SO | 9 | 216 | 114 | 52.78 | 6 | 2.78 | 1,121 | 5.19 | 6 | 2.78 | 100.0 |
| 95. | Reggie Ball, Georgia Tech..... | QB | JR | 11 | 379 | 182 | 48.02 | 12 | 3.17 | 2,165 | 5.71 | 11 | 2.90 | 99.3 |
| 96. | Curtis Painter, Purdue..... | QB | FR | 9 | 170 | 89 | 52.35 | 5 | 2.94 | 932 | 5.48 | 3 | 1.76 | 98.3 |
| 97. | Joey Vincent, New Mexico St..... | QB | JR | 12 | 215 | 113 | 52.56 | 12 | 5.58 | 1,219 | 5.67 | 6 | 2.79 | 98.2 |
| 98. | Pat Julmiste, South Fla..... | QB | JR | 12 | 252 | 124 | 49.21 | 11 | 4.37 | 1,489 | 5.91 | 6 | 2.38 | 98.0 |
| 99. | Zack Asack, Duke..... | QB | FR | 9 | 180 | 90 | 50.00 | 8 | 4.44 | 966 | 5.37 | 5 | 2.78 | 95.4 |
| 100. | Perry Patterson, Syracuse..... | QB | JR | 11 | 273 | 130 | 47.62 | 11 | 4.03 | 1,504 | 5.51 | 6 | 2.20 | 93.1 |
| * | Josh Padrick, Florida Int'l..... | QB | SR | 11 | 366 | 221 | 60.38 | 11 | 3.01 | 2,461 | 6.72 | 13 | 3.55 | 122.6 |
| * | Danny Embick, Fla. Atlantic..... | QB | SR | 9 | 225 | 120 | 53.33 | 10 | 4.44 | 1,531 | 6.80 | 11 | 4.89 | 117.7 |

Total Offense

| Rank | Player | Pos | Cl. | G | Rush | Gn | Loss | Net | Patt | Pyds | Plays | Total Yds | Yds/Pl | Yds/Gm |
|------|--|-----|-----|----|------|-------|------|-------|------|-------|-------|-----------|--------|--------|
| 1. | Colt Brennan, Hawaii..... | QB | SO | 12 | 99 | 371 | 217 | 154 | 515 | 4,301 | 614 | 4,455 | 7.26 | 371.3 |
| 2. | Cody Hodges, Texas Tech..... | QB | SR | 12 | 109 | 496 | 305 | 191 | 531 | 4,238 | 640 | 4,429 | 6.92 | 369.1 |
| 3. | Brett Basanez, Northwestern..... | QB | SR | 12 | 113 | 550 | 127 | 423 | 497 | 3,622 | 610 | 4,045 | 6.63 | 337.1 |
| 4. | Brian Johnson, Utah..... | QB | SO | 10 | 152 | 690 | 212 | 478 | 330 | 2,892 | 482 | 3,370 | 6.99 | 337.0 |
| 5. | Brady Quinn, Notre Dame..... | QB | JR | 12 | 70 | 245 | 155 | 90 | 450 | 3,919 | 520 | 4,009 | 7.71 | 334.1 |
| 6. | Vince Young, Texas..... | QB | JR | 13 | 155 | 1,186 | 136 | 1,050 | 325 | 3,036 | 480 | 4,086 | 8.51 | 314.3 |
| 7. | John Beck, Brigham Young..... | QB | JR | 12 | 73 | 242 | 181 | 61 | 513 | 3,709 | 586 | 3,770 | 6.43 | 314.2 |
| 8. | Drew Stanton, Michigan St..... | QB | JR | 11 | 121 | 520 | 182 | 338 | 354 | 3,077 | 475 | 3,415 | 7.19 | 310.5 |
| 9. | Brad Smith, Missouri..... | QB | SR | 12 | 229 | 1,457 | 156 | 1,301 | 399 | 2,304 | 628 | 3,605 | 5.74 | 300.4 |
| 10. | Jay Cutler, Vanderbilt..... | QB | SR | 11 | 106 | 443 | 228 | 215 | 462 | 3,073 | 568 | 3,288 | 5.79 | 298.9 |
| 11. | Darrell Hackney, UAB..... | QB | SR | 11 | 51 | 187 | 82 | 105 | 386 | 3,180 | 437 | 3,285 | 7.52 | 298.6 |
| 12. | Matt Leinart, Southern California..... | QB | SR | 13 | 51 | 157 | 121 | 36 | 431 | 3,815 | 482 | 3,851 | 7.99 | 296.2 |
| 13. | Kent Smith, Central Mich..... | QB | SR | 11 | 157 | 684 | 241 | 443 | 420 | 2,799 | 577 | 3,242 | 5.62 | 294.7 |
| 14. | Omar Jacobs, Bowling Green..... | QB | JR | 9 | 40 | 154 | 92 | 62 | 321 | 2,590 | 361 | 2,652 | 7.35 | 294.7 |
| 15. | Kevin Kolb, Houston..... | QB | JR | 12 | 104 | 421 | 221 | 200 | 420 | 3,258 | 524 | 3,458 | 6.60 | 288.2 |
| 16. | Jordan Palmer, UTEP..... | QB | JR | 12 | 56 | 152 | 202 | -50 | 434 | 3,503 | 490 | 3,453 | 7.05 | 287.8 |
| 17. | Brian Brohm, Louisville..... | QB | SO | 10 | 41 | 96 | 132 | -36 | 301 | 2,883 | 342 | 2,847 | 8.32 | 284.7 |
| 18. | Josh Betts, Miami (Ohio)..... | QB | SR | 11 | 44 | 104 | 165 | -61 | 434 | 3,178 | 478 | 3,117 | 6.52 | 283.4 |
| 19. | Alex Brink, Washington St..... | QB | SO | 11 | 56 | 244 | 138 | 106 | 358 | 2,891 | 414 | 2,997 | 7.24 | 272.5 |
| 20. | James Pinkney, East Caro..... | QB | JR | 11 | 95 | 378 | 185 | 193 | 366 | 2,773 | 461 | 2,966 | 6.43 | 269.6 |
| 21. | Jeff Rowe, Nevada..... | QB | SR | 12 | 119 | 470 | 226 | 244 | 389 | 2,925 | 508 | 3,169 | 6.24 | 264.1 |
| 22. | Luke Getsy, Akron..... | QB | JR | 13 | 56 | 130 | 159 | -29 | 525 | 3,455 | 581 | 3,426 | 5.90 | 263.5 |
| 23. | Michael Robinson, Penn St..... | QB | SR | 12 | 163 | 932 | 126 | 806 | 311 | 2,350 | 474 | 3,156 | 6.66 | 263.0 |
| 23. | Troy Smith, Ohio St..... | QB | SR | 11 | 136 | 722 | 111 | 611 | 237 | 2,282 | 373 | 2,893 | 7.76 | 263.0 |
| 25. | Reggie McNeal, Texas A&M..... | QB | SR | 10 | 96 | 780 | 116 | 664 | 265 | 1,963 | 361 | 2,627 | 7.28 | 262.7 |
| 26. | Drew Olson, UCLA..... | QB | SR | 12 | 50 | 100 | 148 | -48 | 378 | 3,198 | 428 | 3,150 | 7.36 | 262.5 |
| 27. | Matt Moore, Oregon St..... | QB | JR | 10 | 61 | 99 | 199 | -100 | 355 | 2,711 | 416 | 2,611 | 6.28 | 261.1 |
| 28. | Paul Pinegar, Fresno St..... | QB | SR | 13 | 46 | 169 | 110 | 59 | 416 | 3,335 | 462 | 3,394 | 7.35 | 261.1 |
| 29. | Kevin O'Connell, San Diego St..... | QB | SO | 12 | 140 | 647 | 245 | 402 | 375 | 2,663 | 515 | 3,065 | 5.95 | 255.4 |
| 30. | Rudy Carpenter, Arizona St..... | QB | SO | 9 | 42 | 116 | 125 | -9 | 228 | 2,273 | 270 | 2,264 | 8.39 | 251.6 |

| Rank, Player | Pos | Cl. | G | Rush | Gn | Loss | Net | Patt | Pyds | Plays | Total Yds | Yds/Pl | Yds/Gm |
|-------------------------------------|-----|-----|----|------|-------|------|-------|------|-------|-------|-----------|--------|--------|
| 31. Justin Holland, Colorado St. | QB | SR | 12 | 37 | 25 | 199 | -174 | 369 | 3,185 | 406 | 3,011 | 7.42 | 250.9 |
| 32. Bruce Gradkowski, Toledo | QB | SR | 11 | 61 | 366 | 75 | 291 | 332 | 2,469 | 393 | 2,760 | 7.02 | 250.9 |
| 33. Bret Meyer, Iowa St. | QB | SO | 12 | 133 | 410 | 287 | 123 | 368 | 2,876 | 501 | 2,999 | 5.99 | 249.9 |
| 34. Corey Bramlet, Wyoming | QB | SR | 11 | 82 | 277 | 168 | 109 | 359 | 2,610 | 441 | 2,719 | 6.17 | 247.2 |
| 35. Drew Weatherford, Florida St. | QB | FR | 13 | 67 | 137 | 165 | -28 | 469 | 3,208 | 536 | 3,180 | 5.93 | 244.6 |
| 36. Matt Bohnet, Eastern Mich. | QB | SR | 10 | 78 | 347 | 97 | 250 | 351 | 2,181 | 429 | 2,431 | 5.67 | 243.1 |
| 37. Steven Jyles, La.-Monroe | QB | SR | 11 | 139 | 558 | 122 | 436 | 379 | 2,235 | 518 | 2,671 | 5.16 | 242.8 |
| 38. D.J. Shockley, Georgia | QB | SR | 12 | 78 | 427 | 105 | 322 | 310 | 2,588 | 388 | 2,910 | 7.50 | 242.5 |
| 39. Drew Tate, Iowa | QB | JR | 12 | 44 | 155 | 114 | 41 | 352 | 2,828 | 396 | 2,869 | 7.24 | 239.1 |
| 40. Paul Smith, Tulsa | QB | SO | 13 | 111 | 398 | 140 | 258 | 364 | 2,835 | 475 | 3,093 | 6.51 | 237.9 |
| 41. Kole McKamey, New Mexico | QB | JR | 9 | 119 | 562 | 133 | 429 | 231 | 1,682 | 350 | 2,111 | 6.03 | 234.6 |
| 42. Marques Hagans, Virginia | QB | SR | 12 | 115 | 504 | 194 | 310 | 343 | 2,492 | 458 | 2,802 | 6.12 | 233.5 |
| 43. Bryan Cupito, Minnesota | QB | JR | 11 | 24 | 61 | 31 | 30 | 297 | 2,530 | 321 | 2,560 | 7.98 | 232.7 |
| 44. Steven Maffett, UCF | QB | JR | 13 | 96 | 401 | 308 | 93 | 375 | 2,925 | 471 | 3,018 | 6.41 | 232.2 |
| 45. Steven Wichman, Idaho | QB | JR | 11 | 46 | 29 | 228 | -199 | 401 | 2,746 | 447 | 2,547 | 5.70 | 231.5 |
| 46. Reggie Ball, Georgia Tech | QB | JR | 11 | 104 | 498 | 117 | 381 | 379 | 2,165 | 483 | 2,546 | 5.27 | 231.5 |
| 47. Dustin Almond, Southern Miss. | QB | SR | 12 | 36 | 47 | 144 | -97 | 394 | 2,860 | 430 | 2,763 | 6.43 | 230.3 |
| 48. Sam Hollenbach, Maryland | QB | JR | 11 | 72 | 214 | 232 | -18 | 315 | 2,539 | 387 | 2,521 | 6.51 | 229.2 |
| 49. Charlie Whitehurst, Clemson | QB | SR | 11 | 50 | 181 | 155 | 26 | 340 | 2,483 | 390 | 2,509 | 6.43 | 228.1 |
| 50. Chris Leak, Florida | QB | JR | 12 | 105 | 330 | 249 | 81 | 374 | 2,639 | 479 | 2,720 | 5.68 | 226.7 |
| 51. Isaiah Stanback, Washington | QB | JR | 11 | 100 | 515 | 162 | 353 | 264 | 2,136 | 364 | 2,489 | 6.84 | 226.3 |
| 52. Joel Klatt, Colorado | QB | SR | 12 | 54 | 142 | 139 | 3 | 400 | 2,696 | 454 | 2,699 | 5.94 | 224.9 |
| 53. Phil Horvath, Northern Ill. | QB | JR | 9 | 34 | 106 | 85 | 21 | 238 | 2,001 | 272 | 2,022 | 7.43 | 224.7 |
| 54. John Stocco, Wisconsin | QB | JR | 13 | 86 | 218 | 250 | -32 | 328 | 2,920 | 414 | 2,888 | 6.98 | 222.2 |
| 55. Blake Powers, Indiana | QB | SO | 11 | 100 | 335 | 214 | 121 | 376 | 2,305 | 476 | 2,426 | 5.10 | 220.5 |
| 56. Tim Brasic, Illinois | QB | JR | 11 | 151 | 691 | 271 | 420 | 337 | 1,979 | 488 | 2,399 | 4.92 | 218.1 |
| 57. Zac Taylor, Nebraska | QB | JR | 12 | 76 | 237 | 278 | -41 | 430 | 2,653 | 506 | 2,612 | 5.16 | 217.7 |
| 58. Jared Zabransky, Boise St. | QB | JR | 13 | 107 | 462 | 200 | 262 | 342 | 2,562 | 449 | 2,824 | 6.29 | 217.2 |
| 59. Marcus Vick, Virginia Tech | QB | JR | 13 | 147 | 642 | 262 | 380 | 289 | 2,393 | 436 | 2,773 | 6.36 | 213.3 |
| 60. Chad Henne, Michigan | QB | SO | 12 | 54 | 144 | 119 | 25 | 382 | 2,526 | 436 | 2,551 | 5.85 | 212.6 |
| 61. Ryan Hart, Rutgers | QB | SR | 10 | 25 | 57 | 75 | -18 | 255 | 2,135 | 280 | 2,117 | 7.56 | 211.7 |
| 62. Jeff Ballard, TCU | QB | JR | 10 | 93 | 440 | 126 | 314 | 232 | 1,801 | 325 | 2,115 | 6.51 | 211.5 |
| 63. Matt Kubik, Louisiana Tech | QB | SR | 11 | 53 | 265 | 143 | 122 | 312 | 2,202 | 365 | 2,324 | 6.37 | 211.3 |
| 64. Matt Baker, North Carolina | QB | SR | 11 | 79 | 218 | 252 | -34 | 346 | 2,345 | 425 | 2,311 | 5.44 | 210.1 |
| 65. Leon Jackson III, Utah St. | QB | SO | 9 | 136 | 523 | 195 | 328 | 229 | 1,547 | 365 | 1,875 | 5.14 | 208.3 |
| 66. Tyler Palko, Pittsburgh | QB | JR | 11 | 70 | 129 | 268 | -139 | 341 | 2,392 | 411 | 2,253 | 5.48 | 204.8 |
| 67. Blake Mitchell, South Carolina | QB | SO | 11 | 45 | 64 | 194 | -130 | 315 | 2,370 | 360 | 2,240 | 6.22 | 203.6 |
| 68. Michael Machen, Kent St. | QB | SO | 10 | 60 | 150 | 192 | -42 | 365 | 2,078 | 425 | 2,036 | 4.79 | 203.6 |
| 69. JaMarcus Russell, LSU | QB | JR | 12 | 61 | 215 | 237 | -22 | 310 | 2,434 | 371 | 2,412 | 6.50 | 201.0 |
| 70. Brandon Cox, Auburn | QB | SO | 11 | 44 | 61 | 186 | -125 | 306 | 2,324 | 350 | 2,199 | 6.28 | 199.9 |
| 71. Brodie Croyle, Alabama | QB | SR | 12 | 64 | 114 | 270 | -156 | 339 | 2,499 | 403 | 2,343 | 5.81 | 195.3 |
| 72. Kyle Wright, Miami (Fla.) | QB | SO | 12 | 64 | 147 | 248 | -101 | 307 | 2,403 | 371 | 2,302 | 6.20 | 191.8 |
| 73. Shaun Carney, Air Force | QB | SO | 11 | 170 | 832 | 122 | 710 | 148 | 1,393 | 318 | 2,103 | 6.61 | 191.2 |
| 74. Nick Nocer, Arkansas St. | QB | SR | 12 | 125 | 492 | 256 | 236 | 282 | 2,052 | 407 | 2,288 | 5.62 | 190.7 |
| 75. Shawn Bell, Baylor | QB | JR | 10 | 39 | 73 | 131 | -58 | 320 | 1,964 | 359 | 1,906 | 5.31 | 190.6 |
| 76. Trent Edwards, Stanford | QB | SR | 11 | 84 | 356 | 203 | 153 | 268 | 1,934 | 352 | 2,087 | 5.93 | 189.7 |
| 77. Rhett Bomar, Oklahoma | QB | SO | 12 | 90 | 393 | 213 | 180 | 308 | 2,018 | 398 | 2,198 | 5.52 | 183.2 |
| 78. Lester Ricard, Tulane | QB | JR | 10 | 36 | 71 | 175 | -104 | 323 | 1,932 | 359 | 1,828 | 5.09 | 182.8 |
| 79. Lamar Owens, Navy | QB | SR | 12 | 213 | 1,047 | 167 | 880 | 122 | 1,299 | 335 | 2,179 | 6.50 | 181.6 |
| 80. DeAngelo Williams, Memphis | RB | SR | 11 | 310 | 2,052 | 88 | 1,964 | 1 | 0 | 311 | 1,964 | 6.32 | 178.5 |
| 81. Clint Marks, Middle Tenn. | QB | JR | 11 | 69 | 106 | 236 | -130 | 298 | 2,083 | 367 | 1,953 | 5.32 | 177.5 |
| 82. Royal Gill, New Mexico St. | QB | JR | 10 | 41 | 48 | 205 | -157 | 328 | 1,930 | 369 | 1,773 | 4.80 | 177.3 |
| 83. Jerad Romo, SMU | QB | SR | 11 | 103 | 360 | 186 | 174 | 281 | 1,768 | 384 | 1,942 | 5.06 | 176.5 |
| 84. Garrett Wolfe, Northern Ill. | RB | JR | 9 | 242 | 1,630 | 50 | 1,580 | 0 | 0 | 242 | 1,580 | 6.53 | 175.6 |
| 85. Allan Evridge, Kansas St. | QB | FR | 9 | 102 | 414 | 211 | 203 | 213 | 1,365 | 315 | 1,568 | 4.98 | 174.2 |
| 86. Adam Taffralis, San Jose St. | QB | SO | 11 | 47 | 184 | 84 | 100 | 286 | 1,810 | 333 | 1,910 | 5.74 | 173.6 |
| 87. Jerome Harrison, Washington St. | RB | SR | 11 | 308 | 1,996 | 96 | 1,900 | 0 | 0 | 308 | 1,900 | 6.17 | 172.7 |
| 88. Joey Lynch, Ball St. | QB | SR | 11 | 86 | 199 | 327 | -128 | 314 | 1,982 | 400 | 1,854 | 4.64 | 168.5 |
| 89. Dustin Grutza, Cincinnati | QB | FR | 11 | 106 | 300 | 272 | 28 | 300 | 1,799 | 406 | 1,827 | 4.50 | 166.1 |
| 90. Matt Ryan, Boston College | QB | SO | 10 | 37 | 136 | 42 | 94 | 195 | 1,514 | 232 | 1,608 | 6.93 | 160.8 |
| 91. Joe Ayoob, California | QB | JR | 11 | 58 | 175 | 117 | 58 | 254 | 1,707 | 312 | 1,765 | 5.66 | 160.5 |
| 92. Zac Dahman, Army | QB | SR | 11 | 43 | 75 | 202 | -127 | 299 | 1,864 | 342 | 1,737 | 5.08 | 157.9 |
| 93. Rick Clausen, Tennessee | QB | SR | 9 | 25 | 47 | 77 | -30 | 209 | 1,441 | 234 | 1,411 | 6.03 | 156.8 |
| 94. Micheal Spurlock, Mississippi | QB | SR | 11 | 51 | 159 | 179 | -20 | 267 | 1,703 | 318 | 1,683 | 5.29 | 153.0 |
| 94. Bernard Morris, Marshall | QB | SO | 9 | 75 | 356 | 100 | 256 | 216 | 1,121 | 291 | 1,377 | 4.73 | 153.0 |
| 96. Pat Julmiste, South Fla. | QB | JR | 12 | 126 | 483 | 147 | 336 | 252 | 1,489 | 378 | 1,825 | 4.83 | 152.1 |
| 97. Pat White, West Virginia | QB | FR | 12 | 131 | 1,012 | 60 | 952 | 114 | 828 | 245 | 1,780 | 7.27 | 148.3 |
| 98. Drew Willy, Buffalo | QB | FR | 10 | 81 | 234 | 256 | -22 | 246 | 1,481 | 327 | 1,459 | 4.46 | 145.9 |
| 99. Jerry Babb, La.-Lafayette | QB | JR | 9 | 65 | 437 | 37 | 400 | 119 | 859 | 184 | 1,259 | 6.84 | 139.9 |
| 100. Andre Woodson, Kentucky | QB | SO | 11 | 57 | 101 | 234 | -133 | 253 | 1,644 | 310 | 1,511 | 4.87 | 137.4 |
| * Josh Padrick, Florida Int'l | QB | SR | 11 | 39 | 128 | 116 | 12 | 366 | 2,461 | 405 | 2,473 | 6.11 | 224.8 |
| * Danny Embick, Fla. Atlantic | QB | SR | 9 | 89 | 410 | 182 | 228 | 225 | 1,531 | 314 | 1,759 | 5.60 | 195.4 |

STATISTICAL LEADERS

Pass Completions Per Game

| Rank | Player | Pos | Cl. | G | Att | Comp | Int | CPct | Yds | Yds/ Att | Yds/ Comp | TD | Comp/ Gm |
|------|-----------------------------------|-----|-----|----|-----|------|-----|-------|-------|-------------|--------------|----|-------------|
| 1. | Cody Hodges, Texas Tech | QB | SR | 12 | 531 | 353 | 12 | 66.48 | 4,238 | 7.98 | 12.01 | 31 | 29.42 |
| 2. | Colt Brennan, Hawaii | QB | SO | 12 | 515 | 350 | 13 | 67.96 | 4,301 | 8.35 | 12.29 | 35 | 29.17 |
| 3. | John Beck, Brigham Young | QB | JR | 12 | 513 | 331 | 13 | 64.52 | 3,709 | 7.23 | 11.21 | 27 | 27.58 |
| 4. | Brett Basanez, Northwestern | QB | SR | 12 | 497 | 314 | 8 | 63.18 | 3,622 | 7.29 | 11.54 | 21 | 26.17 |
| 5. | Jay Cutler, Vanderbilt | QB | SR | 11 | 462 | 273 | 9 | 59.09 | 3,073 | 6.65 | 11.26 | 21 | 24.82 |
| 6. | Brady Quinn, Notre Dame | QB | JR | 12 | 450 | 292 | 7 | 64.89 | 3,919 | 8.71 | 13.42 | 32 | 24.33 |
| 7. | Kent Smith, Central Mich. | QB | SR | 11 | 420 | 255 | 6 | 60.71 | 2,799 | 6.66 | 10.98 | 16 | 23.18 |
| 8. | Josh Betts, Miami (Ohio) | QB | SR | 11 | 434 | 248 | 13 | 57.14 | 3,178 | 7.32 | 12.81 | 27 | 22.55 |
| 9. | Matt Bohnet, Eastern Mich. | QB | SR | 10 | 351 | 220 | 5 | 62.68 | 2,181 | 6.21 | 9.91 | 14 | 22.00 |
| 9. | Darrell Hackney, UAB | QB | SR | 11 | 386 | 242 | 12 | 62.69 | 3,180 | 8.24 | 13.14 | 22 | 22.00 |
| 11. | Matt Leinart, Southern California | QB | SR | 13 | 431 | 283 | 8 | 65.66 | 3,815 | 8.85 | 13.48 | 28 | 21.77 |
| 12. | Omar Jacobs, Bowling Green | QB | JR | 9 | 321 | 195 | 7 | 60.75 | 2,590 | 8.07 | 13.28 | 26 | 21.67 |
| 13. | Jordan Palmer, UTEP | QB | JR | 12 | 434 | 258 | 19 | 59.45 | 3,503 | 8.07 | 13.58 | 29 | 21.50 |
| 14. | Drew Stanton, Michigan St. | QB | JR | 11 | 354 | 236 | 12 | 66.67 | 3,077 | 8.69 | 13.04 | 22 | 21.45 |
| 15. | Luke Getsy, Akron | QB | JR | 13 | 525 | 278 | 12 | 52.95 | 3,455 | 6.58 | 12.43 | 23 | 21.38 |
| 16. | Drew Weatherford, Florida St. | QB | FR | 13 | 469 | 276 | 18 | 58.85 | 3,208 | 6.84 | 11.62 | 18 | 21.23 |
| 17. | Kevin Kolb, Houston | QB | JR | 12 | 420 | 254 | 15 | 60.48 | 3,258 | 7.76 | 12.83 | 19 | 21.17 |
| 18. | Matt Moore, Oregon St. | QB | JR | 10 | 355 | 211 | 19 | 59.44 | 2,711 | 7.64 | 12.85 | 11 | 21.10 |
| 19. | Brian Johnson, Utah | QB | SO | 10 | 330 | 210 | 7 | 63.64 | 2,892 | 8.76 | 13.77 | 18 | 21.00 |
| 20. | Charlie Whitehurst, Clemson | QB | SR | 11 | 340 | 229 | 10 | 67.35 | 2,483 | 7.30 | 10.84 | 11 | 20.82 |
| 21. | Brian Brohm, Louisville | QB | SO | 10 | 301 | 207 | 5 | 68.77 | 2,883 | 9.58 | 13.93 | 19 | 20.70 |
| 22. | Steven Wichman, Idaho | QB | JR | 11 | 401 | 226 | 18 | 56.36 | 2,746 | 6.85 | 12.15 | 15 | 20.55 |
| 23. | Paul Pinegar, Fresno St. | QB | SR | 13 | 416 | 265 | 15 | 63.70 | 3,335 | 8.02 | 12.58 | 30 | 20.38 |
| 24. | James Pinkney, East Caro. | QB | JR | 11 | 366 | 222 | 8 | 60.66 | 2,773 | 7.58 | 12.49 | 14 | 20.18 |
| 25. | Drew Olson, UCLA | QB | SR | 12 | 378 | 242 | 6 | 64.02 | 3,198 | 8.46 | 13.21 | 34 | 20.17 |
| 26. | Jeff Rowe, Nevada | QB | SR | 12 | 389 | 241 | 10 | 61.95 | 2,925 | 7.52 | 12.14 | 21 | 20.08 |
| 26. | Joel Klatt, Colorado | QB | SR | 12 | 400 | 241 | 8 | 60.25 | 2,696 | 6.74 | 11.19 | 14 | 20.08 |
| 28. | Michael Machen, Kent St. | QB | SO | 10 | 365 | 200 | 18 | 54.79 | 2,078 | 5.69 | 10.39 | 11 | 20.00 |
| 29. | Zac Taylor, Nebraska | QB | JR | 12 | 430 | 237 | 12 | 55.12 | 2,653 | 6.17 | 11.19 | 19 | 19.75 |
| 29. | Brad Smith, Missouri | QB | SR | 12 | 399 | 237 | 9 | 59.40 | 2,304 | 5.77 | 9.72 | 13 | 19.75 |
| 31. | Chris Leak, Florida | QB | JR | 12 | 374 | 235 | 6 | 62.83 | 2,639 | 7.06 | 11.23 | 20 | 19.58 |
| 31. | Justin Holland, Colorado St. | QB | SR | 12 | 369 | 235 | 15 | 63.69 | 3,185 | 8.63 | 13.55 | 23 | 19.58 |
| 33. | Royal Gill, New Mexico St. | QB | JR | 10 | 328 | 195 | 9 | 59.45 | 1,930 | 5.88 | 9.90 | 11 | 19.50 |
| 34. | Corey Bramlet, Wyoming | QB | SR | 11 | 359 | 214 | 18 | 59.61 | 2,610 | 7.27 | 12.20 | 16 | 19.45 |
| 35. | Kevin O'Connell, San Diego St. | QB | SO | 12 | 375 | 233 | 12 | 62.13 | 2,663 | 7.10 | 11.43 | 19 | 19.42 |
| 36. | Blake Powers, Indiana | QB | SO | 11 | 376 | 212 | 16 | 56.38 | 2,305 | 6.13 | 10.87 | 22 | 19.27 |
| 37. | Steven Jyles, La.-Monroe | QB | SR | 11 | 379 | 209 | 10 | 55.15 | 2,235 | 5.90 | 10.69 | 12 | 19.00 |
| 37. | Shawn Bell, Baylor | QB | JR | 10 | 320 | 190 | 6 | 59.38 | 1,964 | 6.14 | 10.34 | 12 | 19.00 |
| 39. | Bret Meyer, Iowa St. | QB | SO | 12 | 368 | 227 | 10 | 61.68 | 2,876 | 7.82 | 12.67 | 19 | 18.92 |
| 40. | Bruce Gradkowski, Toledo | QB | SR | 11 | 332 | 207 | 12 | 62.35 | 2,469 | 7.44 | 11.93 | 29 | 18.82 |
| 41. | Tim Brasic, Illinois | QB | JR | 11 | 337 | 206 | 11 | 61.13 | 1,979 | 5.87 | 9.61 | 11 | 18.73 |
| 42. | Phil Horvath, Northern Ill. | QB | JR | 9 | 238 | 168 | 8 | 70.59 | 2,001 | 8.41 | 11.91 | 18 | 18.67 |
| 43. | Alex Brink, Washington St. | QB | SO | 11 | 358 | 205 | 13 | 57.26 | 2,891 | 8.08 | 14.10 | 24 | 18.64 |
| 44. | Chad Henne, Michigan | QB | SO | 12 | 382 | 223 | 8 | 58.38 | 2,526 | 6.61 | 11.33 | 23 | 18.58 |
| 45. | Drew Tate, Iowa | QB | JR | 12 | 352 | 219 | 7 | 62.22 | 2,828 | 8.03 | 12.91 | 22 | 18.25 |
| 46. | Joey Lynch, Ball St. | QB | SR | 11 | 314 | 198 | 7 | 63.06 | 1,982 | 6.31 | 10.01 | 18 | 18.00 |
| 46. | Dustin Almond, Southern Miss. | QB | SR | 12 | 394 | 216 | 12 | 54.82 | 2,860 | 7.26 | 13.24 | 23 | 18.00 |
| 48. | Clint Marks, Middle Tenn. | QB | JR | 11 | 298 | 197 | 7 | 66.11 | 2,083 | 6.99 | 10.57 | 8 | 17.91 |
| 49. | Marques Hagans, Virginia | QB | SR | 12 | 343 | 213 | 12 | 62.10 | 2,492 | 7.27 | 11.70 | 14 | 17.75 |
| 50. | Tyler Palko, Pittsburgh | QB | JR | 11 | 341 | 193 | 9 | 56.60 | 2,392 | 7.01 | 12.39 | 17 | 17.55 |
| 51. | Paul Smith, Tulsa | QB | SO | 13 | 364 | 227 | 6 | 62.36 | 2,835 | 7.79 | 12.49 | 20 | 17.46 |
| 52. | Sam Hollenbach, Maryland | QB | JR | 11 | 315 | 192 | 15 | 60.95 | 2,539 | 8.06 | 13.22 | 13 | 17.45 |
| 53. | Rudy Carpenter, Arizona St. | QB | SO | 9 | 228 | 156 | 2 | 68.42 | 2,273 | 9.97 | 14.57 | 17 | 17.33 |
| 54. | Steven Moffett, UCF | QB | JR | 13 | 375 | 223 | 9 | 59.47 | 2,925 | 7.80 | 13.12 | 22 | 17.15 |
| 55. | Blake Mitchell, South Carolina | QB | SO | 11 | 315 | 186 | 12 | 59.05 | 2,370 | 7.52 | 12.74 | 17 | 16.91 |
| 56. | Brodie Croyle, Alabama | QB | SR | 12 | 339 | 202 | 4 | 59.59 | 2,499 | 7.37 | 12.37 | 14 | 16.83 |
| 57. | Lester Ricard, Tulane | QB | JR | 10 | 323 | 166 | 12 | 51.39 | 1,932 | 5.98 | 11.64 | 16 | 16.60 |
| 58. | Reggie Ball, Georgia Tech | QB | JR | 11 | 379 | 182 | 12 | 48.02 | 2,165 | 5.71 | 11.90 | 11 | 16.55 |
| 59. | Matt Baker, North Carolina | QB | SR | 11 | 346 | 180 | 11 | 52.02 | 2,345 | 6.78 | 13.03 | 9 | 16.36 |
| 60. | Vince Young, Texas | QB | JR | 13 | 325 | 212 | 10 | 65.23 | 3,036 | 9.34 | 14.32 | 26 | 16.31 |
| 61. | Brandon Cox, Auburn | QB | SO | 11 | 306 | 177 | 8 | 57.84 | 2,324 | 7.59 | 13.13 | 15 | 16.09 |
| 62. | Bryan Cupito, Minnesota | QB | JR | 11 | 297 | 176 | 9 | 59.26 | 2,530 | 8.52 | 14.38 | 19 | 16.00 |
| 62. | Kole McKamey, New Mexico | QB | JR | 9 | 231 | 144 | 9 | 62.34 | 1,682 | 7.28 | 11.68 | 13 | 16.00 |
| 64. | JaMarcus Russell, LSU | QB | JR | 12 | 310 | 187 | 9 | 60.32 | 2,434 | 7.85 | 13.02 | 15 | 15.58 |
| 65. | Matt Kubik, Louisiana Tech | QB | SR | 11 | 312 | 171 | 7 | 54.81 | 2,202 | 7.06 | 12.88 | 18 | 15.55 |
| 66. | Jared Zabransky, Boise St. | QB | JR | 13 | 342 | 202 | 16 | 59.06 | 2,562 | 7.49 | 12.68 | 18 | 15.54 |
| 67. | Ryan Hart, Rutgers | QB | SR | 10 | 255 | 155 | 8 | 60.78 | 2,135 | 8.37 | 13.77 | 18 | 15.50 |
| 68. | Jeff Ballard, TCU | QB | JR | 9 | 232 | 139 | 7 | 59.91 | 1,801 | 7.76 | 12.96 | 13 | 15.44 |
| 69. | Dustin Grutza, Cincinnati | QB | FR | 11 | 300 | 168 | 11 | 56.00 | 1,799 | 6.00 | 10.71 | 11 | 15.27 |
| 69. | Zac Dahman, Army | QB | SR | 11 | 299 | 168 | 13 | 56.19 | 1,864 | 6.23 | 11.10 | 11 | 15.27 |
| 69. | Trent Edwards, Stanford | QB | SR | 11 | 268 | 168 | 7 | 62.69 | 1,934 | 7.22 | 11.51 | 17 | 15.27 |
| 72. | John Stocco, Wisconsin | QB | JR | 13 | 328 | 197 | 9 | 60.06 | 2,920 | 8.90 | 14.82 | 21 | 15.15 |
| 73. | Kyle Wright, Miami (Fla.) | QB | SO | 12 | 307 | 180 | 10 | 58.63 | 2,403 | 7.83 | 13.35 | 18 | 15.00 |
| 74. | Drew Willy, Buffalo | QB | FR | 10 | 246 | 149 | 12 | 60.57 | 1,481 | 6.02 | 9.94 | 6 | 14.90 |
| 75. | Leon Jackson III, Utah St. | QB | SO | 9 | 229 | 132 | 6 | 57.64 | 1,547 | 6.76 | 11.72 | 8 | 14.67 |
| 76. | D.J. Shockley, Georgia | QB | SR | 12 | 310 | 173 | 5 | 55.81 | 2,588 | 8.35 | 14.96 | 24 | 14.42 |
| 77. | Reggie McNeal, Texas A&M | QB | SR | 10 | 265 | 141 | 9 | 53.21 | 1,963 | 7.41 | 13.92 | 16 | 14.10 |
| 78. | Jerad Romo, SMU | QB | SR | 11 | 281 | 154 | 7 | 54.80 | 1,768 | 6.29 | 11.48 | 9 | 14.00 |
| 79. | Rhett Bomar, Oklahoma | QB | SO | 12 | 308 | 167 | 10 | 54.22 | 2,018 | 6.55 | 12.08 | 10 | 13.92 |
| 80. | Marcus Vick, Virginia Tech | QB | JR | 13 | 289 | 177 | 10 | 61.25 | 2,393 | 8.28 | 13.52 | 17 | 13.62 |

| Rank, Player | Pos | Cl. | G | Att | Comp | Int | CPct | Yds | Yds/ Att | Yds/ Comp | TD | Comp/ Gm |
|-----------------------------------|-----|-----|----|-----|------|-----|-------|-------|-------------|--------------|----|-------------|
| 81. Troy Smith, Ohio St. | QB | SR | 11 | 237 | 149 | 4 | 62.87 | 2,282 | 9.63 | 15.32 | 16 | 13.55 |
| 82. Michael Robinson, Penn St. | QB | SR | 12 | 311 | 162 | 10 | 52.09 | 2,350 | 7.56 | 14.51 | 17 | 13.50 |
| 83. Rick Clausen, Tennessee | QB | SR | 9 | 209 | 120 | 6 | 57.42 | 1,441 | 6.89 | 12.01 | 6 | 13.33 |
| 84. Andre Woodson, Kentucky | QB | SO | 11 | 253 | 146 | 6 | 57.71 | 1,644 | 6.50 | 11.26 | 6 | 13.27 |
| 85. Nick Noce, Arkansas St. | QB | SR | 12 | 282 | 156 | 10 | 55.32 | 2,052 | 7.28 | 13.15 | 12 | 13.00 |
| 85. Isaiah Stanback, Washington | QB | JR | 11 | 264 | 143 | 6 | 54.17 | 2,136 | 8.09 | 14.94 | 9 | 13.00 |
| 87. Micheal Spurlock, Mississippi | QB | SR | 11 | 267 | 142 | 9 | 53.18 | 1,703 | 6.38 | 11.99 | 7 | 12.91 |
| 87. Adam Taffralis, San Jose St. | QB | SO | 11 | 286 | 142 | 10 | 49.65 | 1,810 | 6.33 | 12.75 | 11 | 12.91 |
| 89. Bernard Morris, Marshall | QB | SO | 9 | 216 | 114 | 6 | 52.78 | 1,121 | 5.19 | 9.83 | 6 | 12.67 |
| 90. Matt Ryan, Boston College | QB | SO | 10 | 195 | 121 | 5 | 62.05 | 1,514 | 7.76 | 12.51 | 8 | 12.10 |
| 91. Perry Patterson, Syracuse | QB | JR | 11 | 273 | 130 | 11 | 47.62 | 1,504 | 5.51 | 11.57 | 6 | 11.82 |
| 92. Joe Ayooob, California | QB | JR | 11 | 254 | 125 | 14 | 49.21 | 1,707 | 6.72 | 13.66 | 15 | 11.36 |
| 93. Allan Evridge, Kansas St. | QB | FR | 9 | 213 | 102 | 7 | 47.89 | 1,365 | 6.41 | 13.38 | 6 | 11.33 |
| 94. Mike McGann, Temple | QB | SR | 11 | 250 | 122 | 13 | 48.80 | 1,469 | 5.88 | 12.04 | 3 | 11.09 |
| 95. Pat Julmiste, South Fla. | QB | JR | 12 | 252 | 124 | 11 | 49.21 | 1,489 | 5.91 | 12.01 | 6 | 10.33 |
| 96. Zack Asack, Duke | QB | FR | 9 | 180 | 90 | 8 | 50.00 | 966 | 5.37 | 10.73 | 5 | 10.00 |
| 97. Curtis Painter, Purdue | QB | FR | 9 | 170 | 89 | 5 | 52.35 | 932 | 5.48 | 10.47 | 3 | 9.89 |
| 98. Brian Luke, Kansas | QB | SR | 9 | 171 | 87 | 8 | 50.88 | 967 | 5.65 | 11.11 | 6 | 9.67 |
| 99. Austen Everson, Ohio | QB | JR | 11 | 220 | 105 | 11 | 47.73 | 1,151 | 5.23 | 10.96 | 4 | 9.55 |
| 100. Cory Randolph, Wake Forest | QB | SR | 9 | 131 | 85 | 4 | 64.89 | 821 | 6.27 | 9.66 | 5 | 9.44 |
| * Josh Padrick, Florida Int'l | QB | SR | 11 | 366 | 221 | 11 | 60.38 | 2,461 | 6.72 | 11.14 | 13 | 20.09 |
| * Danny Embick, Fla. Atlantic | QB | SR | 9 | 225 | 120 | 10 | 53.33 | 1,531 | 6.80 | 12.76 | 11 | 13.33 |

Receptions Per Game

| Rank, Player | Pos | Cl. | G | Rec | Yds | TD | Rec/ Gm | Yds/ Rec | Yds/ Gm |
|---|-----|-----|----|-----|-------|----|------------|-------------|------------|
| 1. Greg Jennings, Western Mich. | WR | SR | 11 | 98 | 1,259 | 14 | 8.91 | 12.85 | 114.45 |
| 2. Mike Hass, Oregon St. | WR | SR | 11 | 90 | 1,532 | 6 | 8.18 | 17.02 | 139.27 |
| 3. Jeffrey Webb, San Diego St. | WR | SR | 12 | 92 | 1,109 | 10 | 7.67 | 12.05 | 92.42 |
| 4. Aundrae Allison, East Caro. | WR | SR | 11 | 83 | 1,024 | 7 | 7.55 | 12.34 | 93.09 |
| 5. Davone Bess, Hawaii | WR | FR | 12 | 89 | 1,124 | 14 | 7.42 | 12.63 | 93.67 |
| 6. Martin Nance, Miami (Ohio) | WR | SR | 11 | 81 | 1,107 | 14 | 7.36 | 13.67 | 100.64 |
| 7. Chad Jackson, Florida | WR | JR | 12 | 88 | 900 | 9 | 7.33 | 10.23 | 75.00 |
| 8. Dorien Bryant, Purdue | WR | SO | 11 | 80 | 960 | 4 | 7.27 | 12.00 | 87.27 |
| 9. Earl Bennett, Vanderbilt | WR | FR | 11 | 79 | 876 | 9 | 7.18 | 11.09 | 79.64 |
| 10. David Anderson, Colorado St. | WR | SR | 12 | 86 | 1,221 | 8 | 7.17 | 14.20 | 101.75 |
| 11. Ryan Grice-Mullen, Hawaii | WR | FR | 12 | 85 | 1,228 | 12 | 7.08 | 14.45 | 102.33 |
| 12. Dwayne Jarrett, Southern California | WR | SO | 13 | 91 | 1,274 | 16 | 7.00 | 14.00 | 98.00 |
| 13. Jovon Bouknight, Wyoming | WR | SR | 11 | 77 | 1,116 | 12 | 7.00 | 14.49 | 101.45 |
| 14. Jason Avant, Michigan | WR | SR | 12 | 82 | 1,007 | 8 | 6.83 | 12.28 | 83.92 |
| 15. Eric Deslauriers, Eastern Mich. | WR | JR | 11 | 75 | 874 | 8 | 6.82 | 11.65 | 79.45 |
| 15. Ryne Robinson, Miami (Ohio) | WR | JR | 11 | 75 | 1,119 | 8 | 6.82 | 14.92 | 101.73 |
| 17. Charles Sharon, Bowling Green | WR | SR | 11 | 74 | 1,028 | 6 | 6.73 | 13.89 | 93.45 |
| 18. Daniel Smith, Idaho | WR | JR | 10 | 67 | 1,001 | 7 | 6.70 | 14.94 | 100.10 |
| 19. Garrett Mills, Tulsa | TE | SR | 13 | 87 | 1,235 | 9 | 6.69 | 14.20 | 95.00 |
| 20. Shaun Herbert, Northwestern | WR | JR | 12 | 79 | 862 | 6 | 6.58 | 10.91 | 71.83 |
| 21. Paul Dombrowski, New Mexico St. | WR | SR | 12 | 78 | 798 | 2 | 6.50 | 10.23 | 66.50 |
| 22. Derek Hagan, Arizona St. | WR | SR | 12 | 77 | 1,210 | 8 | 6.42 | 15.71 | 100.83 |
| 22. Jeff Samardzija, Notre Dame | WR | JR | 12 | 77 | 1,249 | 15 | 6.42 | 16.22 | 104.08 |
| 24. Justin Harper, Central Mich. | WR | SR | 10 | 64 | 607 | 4 | 6.40 | 9.48 | 60.70 |
| 25. Sidney Rice, South Carolina | WR | FR | 11 | 70 | 1,143 | 13 | 6.36 | 16.33 | 103.91 |
| 26. Tony Pennymann, Utah St. | WR | JR | 10 | 63 | 741 | 5 | 6.30 | 11.76 | 74.10 |
| 27. Jason Hill, Washington St. | WR | JR | 10 | 62 | 1,097 | 13 | 6.20 | 17.69 | 109.70 |
| 28. Travis LaTendresse, Utah | WR | SR | 9 | 55 | 810 | 8 | 6.11 | 14.73 | 90.00 |
| 29. James Hardy, Indiana | WR | SO | 10 | 61 | 893 | 10 | 6.10 | 14.64 | 89.30 |
| 30. Hank Baskett, New Mexico | WR | SR | 11 | 67 | 1,071 | 9 | 6.09 | 15.99 | 97.36 |
| 30. Caleb Spencer, Nevada | WR | JR | 11 | 67 | 889 | 7 | 6.09 | 13.27 | 80.82 |
| 32. Cleannord Saintil, Middle Tenn. | WR | SR | 11 | 66 | 884 | 3 | 6.00 | 13.39 | 80.36 |
| 33. Vincent Marshall, Houston | WR | SR | 12 | 71 | 939 | 6 | 5.92 | 13.23 | 78.25 |
| 34. Jarrett Hicks, Texas Tech | WR | JR | 11 | 65 | 850 | 10 | 5.91 | 13.08 | 77.27 |
| 35. Mike Walker, UCF | WR | JR | 11 | 64 | 855 | 9 | 5.82 | 13.36 | 77.73 |
| 36. Domenik Hixon, Akron | WR | SR | 13 | 75 | 1,210 | 8 | 5.77 | 16.13 | 93.08 |
| 37. Maurice Stovall, Notre Dame | WR | SR | 12 | 69 | 1,149 | 11 | 5.75 | 16.65 | 95.75 |
| 38. Brandon Marshall, UCF | WR | SR | 13 | 74 | 1,195 | 11 | 5.69 | 16.15 | 91.92 |
| 39. Robert Johnson, Texas Tech | WR | SR | 12 | 67 | 951 | 4 | 5.58 | 14.19 | 79.25 |
| 39. Taurean Henderson, Texas Tech | RB | SR | 12 | 67 | 528 | 5 | 5.58 | 7.88 | 44.00 |
| 39. Joshua Tinch, Louisville | WR | SR | 12 | 67 | 855 | 4 | 5.58 | 12.76 | 71.25 |
| 42. John Madsen, Utah | WR | SR | 10 | 55 | 672 | 6 | 5.50 | 12.22 | 67.20 |
| 43. A.J. Bennett, Eastern Mich. | WR | SR | 11 | 60 | 511 | 4 | 5.45 | 8.52 | 46.45 |
| 44. Sam Hurd, Northern Ill. | WR | SR | 12 | 65 | 1,074 | 13 | 5.42 | 16.52 | 89.50 |
| 44. Joel Filani, Texas Tech | WR | JR | 12 | 65 | 1,048 | 8 | 5.42 | 16.12 | 87.33 |
| 46. Chansi Stuckey, Clemson | WR | JR | 12 | 64 | 770 | 4 | 5.33 | 12.03 | 64.17 |
| 47. Jonny Harline, Brigham Young | TE | JR | 12 | 63 | 853 | 5 | 5.25 | 13.54 | 71.08 |
| 48. Tony Scheffler, Western Mich. | TE | SR | 11 | 57 | 670 | 9 | 5.18 | 11.75 | 60.91 |
| 49. Erik Davis, Vanderbilt | WR | SR | 9 | 46 | 619 | 3 | 5.11 | 13.46 | 68.78 |
| 50. Ahmad Bradshaw, Marshall | RB | SO | 11 | 56 | 381 | 1 | 5.09 | 6.80 | 34.64 |
| 50. Damien Linson, Central Mich. | WR | JR | 11 | 56 | 832 | 4 | 5.09 | 14.86 | 75.64 |
| 50. Steve Sanders, Bowling Green | WR | SR | 11 | 56 | 855 | 14 | 5.09 | 15.27 | 77.73 |
| 50. D'Juan Woods, Oklahoma St. | WR | JR | 11 | 56 | 879 | 8 | 5.09 | 15.70 | 79.91 |
| 54. Willie Reid, Florida St. | WR | SR | 10 | 50 | 634 | 1 | 5.00 | 12.68 | 63.40 |
| 55. Mark Philmore, Northwestern | WR | SR | 11 | 55 | 662 | 6 | 5.00 | 12.04 | 60.18 |

STATISTICAL LEADERS

| Rank, Player | Pos | Cl. | G | Rec | Yds | TD | Rec/ Gm | Yds/ Rec | Yds/ Gm |
|--------------------------------------|-----|-----|----|-----|-------|----|------------|-------------|------------|
| 56. Brett Biggs, Akron | RB | SR | 13 | 65 | 535 | 4 | 5.00 | 8.23 | 41.15 |
| 57. Jonathan Fields, Northwestern | WR | SR | 12 | 60 | 555 | 0 | 5.00 | 9.25 | 46.25 |
| 58. Rudy Burgess, Arizona St. | WR | SO | 12 | 59 | 655 | 4 | 4.92 | 11.10 | 54.58 |
| 58. Demetrius Williams, Oregon | WR | SR | 12 | 59 | 1,059 | 10 | 4.92 | 17.95 | 88.25 |
| 60. Jason Carter, Texas A&M | WR | SR | 11 | 54 | 827 | 6 | 4.91 | 15.31 | 75.18 |
| 61. Deyon Williams, Virginia | WR | JR | 12 | 58 | 767 | 7 | 4.83 | 13.22 | 63.92 |
| 61. Mercedes Lewis, UCLA | TE | SR | 12 | 58 | 741 | 10 | 4.83 | 12.78 | 61.75 |
| 63. Reggie Lindsey, UAB | WR | SR | 11 | 53 | 978 | 11 | 4.82 | 18.45 | 88.91 |
| 63. Hiram Moore, Marshall | WR | JR | 11 | 53 | 630 | 4 | 4.82 | 11.89 | 57.27 |
| 65. James Finley, Oregon | WR | JR | 12 | 57 | 571 | 2 | 4.75 | 10.02 | 47.58 |
| 66. Terrence Whitehead, Oregon | RB | SR | 11 | 52 | 490 | 4 | 4.73 | 9.42 | 44.55 |
| 66. Mike Espy, Mississippi | WR | SR | 11 | 52 | 543 | 3 | 4.73 | 10.44 | 49.36 |
| 66. Michael Thomas, Arizona | WR | FR | 11 | 52 | 771 | 5 | 4.73 | 14.83 | 70.09 |
| 69. Austin Flynn, Iowa St. | WR | JR | 12 | 56 | 624 | 3 | 4.67 | 11.14 | 52.00 |
| 70. Ontario Sneed, Central Mich. | RB | FR | 11 | 51 | 433 | 3 | 4.64 | 8.49 | 39.36 |
| 70. Vernon Davis, Maryland | TE | JR | 11 | 51 | 871 | 6 | 4.64 | 17.08 | 79.18 |
| 72. Steve Smith, Southern California | WR | JR | 13 | 60 | 957 | 5 | 4.62 | 15.95 | 73.62 |
| 73. Nichiren Flowers, Nevada | WR | SR | 12 | 55 | 706 | 2 | 4.58 | 12.84 | 58.83 |
| 73. Brian Leonard, Rutgers | RB | JR | 12 | 55 | 568 | 6 | 4.58 | 10.33 | 47.33 |
| 73. Steve Odom, Toledo | WR | JR | 12 | 55 | 690 | 6 | 4.58 | 12.55 | 57.50 |
| 76. Brandon Williams, Wisconsin | WR | SR | 13 | 59 | 1,095 | 6 | 4.54 | 18.56 | 84.23 |
| 77. Calvin Johnson, Georgia Tech | WR | SO | 12 | 54 | 888 | 6 | 4.50 | 16.44 | 74.00 |
| 78. Greg Lee, Pittsburgh | WR | JR | 11 | 49 | 962 | 7 | 4.45 | 19.63 | 87.45 |
| 78. Jerramy Scott, Michigan St. | WR | JR | 11 | 49 | 722 | 4 | 4.45 | 14.73 | 65.64 |
| 78. Greg Estandia, UNLV | TE | SR | 11 | 49 | 563 | 7 | 4.45 | 11.49 | 51.18 |
| 78. Jason Brown, Air Force | WR | SR | 11 | 49 | 874 | 5 | 4.45 | 17.84 | 79.45 |
| 82. Sean Coffey, Missouri | WR | SR | 9 | 40 | 448 | 2 | 4.44 | 11.20 | 49.78 |
| 82. Ed Hinkel, Iowa | WR | SR | 9 | 40 | 518 | 7 | 4.44 | 12.95 | 57.56 |
| 84. Santonio Holmes, Ohio St. | WR | SR | 12 | 53 | 977 | 11 | 4.42 | 18.43 | 81.42 |
| 84. Curtis Brown, Brigham Young | RB | JR | 12 | 53 | 454 | 2 | 4.42 | 8.57 | 37.83 |
| 86. Chris Francies, UTEP | WR | SR | 10 | 44 | 774 | 5 | 4.40 | 17.59 | 77.40 |
| 87. Dominique Zeigler, Baylor | WR | JR | 11 | 48 | 563 | 5 | 4.36 | 11.73 | 51.18 |
| 88. Cory Rodgers, TCU | WR | JR | 12 | 52 | 685 | 5 | 4.33 | 13.17 | 57.08 |
| 88. Dallas Baker, Florida | WR | JR | 12 | 52 | 697 | 5 | 4.33 | 13.40 | 58.08 |
| 90. Preston Brown, Tulane | WR | JR | 11 | 47 | 720 | 6 | 4.27 | 15.32 | 65.45 |
| 90. Johnny Quinn, North Texas | WR | JR | 11 | 47 | 591 | 5 | 4.27 | 12.57 | 53.73 |
| 90. Jesse Holley, North Carolina | WR | JR | 11 | 47 | 670 | 1 | 4.27 | 14.26 | 60.91 |
| 93. Chris Davis, Florida St. | WR | JR | 12 | 51 | 666 | 5 | 4.25 | 13.06 | 55.50 |
| 93. Will Blackmon, Boston College | WR | SR | 12 | 51 | 763 | 4 | 4.25 | 14.96 | 63.58 |
| 93. Ted Ginn Jr., Ohio St. | WR | SO | 12 | 51 | 803 | 4 | 4.25 | 15.75 | 66.92 |
| 93. Todd Blythe, Iowa St. | WR | SO | 12 | 51 | 1,000 | 9 | 4.25 | 19.61 | 83.33 |
| 93. Ross Dickerson, Hawaii | WR | JR | 12 | 51 | 725 | 4 | 4.25 | 14.22 | 60.42 |
| 98. Bruce Gordon, Temple | WR | JR | 10 | 42 | 601 | 1 | 4.20 | 14.31 | 60.10 |
| 99. Rafael Little, Kentucky | RB | SO | 11 | 46 | 449 | 0 | 4.18 | 9.76 | 40.82 |
| 99. Joe Fernandez, Fresno St. | WR | JR | 11 | 46 | 561 | 8 | 4.18 | 12.20 | 51.00 |
| * Chandler Williams, Florida Int'l | WR | JR | 11 | 61 | 870 | 2 | 5.55 | 14.26 | 79.09 |



Ryne Robinson, Miami (Ohio)

Receiving Yards Per Game

| Rank, Player | Pos | Cl. | G | Rec | Yds | TD | Rec/ Gm | Yds/ Rec | Yds/ Gm |
|---|-----------|-----------|-----------|-----------|--------------|----------|-------------|--------------|---------------|
| 1. Mike Hass, Oregon St. | WR | SR | 11 | 90 | 1,532 | 6 | 8.18 | 17.02 | 139.27 |
| 2. Greg Jennings, Western Mich. | WR | SR | 11 | 98 | 1,259 | 14 | 8.91 | 12.85 | 114.45 |
| 3. Jason Hill, Washington St. | WR | JR | 10 | 62 | 1,097 | 13 | 6.20 | 17.69 | 109.70 |
| 4. Jeff Samardzija, Notre Dame | WR | JR | 12 | 77 | 1,249 | 15 | 6.42 | 16.22 | 104.08 |
| 5. Sidney Rice, South Carolina | WR | FR | 11 | 70 | 1,143 | 13 | 6.36 | 16.33 | 103.91 |
| 6. Ryan Grice-Mullen, Hawaii | WR | FR | 12 | 85 | 1,228 | 12 | 7.08 | 14.45 | 102.33 |
| 7. David Anderson, Colorado St. | WR | SR | 12 | 86 | 1,221 | 8 | 7.17 | 14.20 | 101.75 |
| 8. Ryne Robinson, Miami (Ohio) | WR | JR | 11 | 75 | 1,119 | 8 | 6.82 | 14.92 | 101.73 |
| 9. Jovon Bouknight, Wyoming | WR | SR | 11 | 77 | 1,116 | 12 | 7.00 | 14.49 | 101.45 |
| 10. Derek Hagan, Arizona St. | WR | SR | 12 | 77 | 1,210 | 8 | 6.42 | 15.71 | 100.83 |
| 11. Martin Nance, Miami (Ohio) | WR | SR | 11 | 81 | 1,107 | 14 | 7.36 | 13.67 | 100.64 |
| 12. Daniel Smith, Idaho | WR | JR | 10 | 67 | 1,001 | 7 | 6.70 | 14.94 | 100.10 |
| 13. Dwayne Jarrett, Southern California | WR | SO | 13 | 91 | 1,274 | 16 | 7.00 | 14.00 | 98.00 |
| 14. Hank Baskett, New Mexico | WR | SR | 11 | 67 | 1,071 | 9 | 6.09 | 15.99 | 97.36 |
| 15. Maurice Stovall, Notre Dame | WR | SR | 12 | 69 | 1,149 | 11 | 5.75 | 16.65 | 95.75 |
| 16. Garrett Mills, Tulsa | TE | SR | 13 | 87 | 1,235 | 9 | 6.69 | 14.20 | 95.00 |
| 17. Davone Bess, Hawaii | WR | FR | 12 | 89 | 1,124 | 14 | 7.42 | 12.63 | 93.67 |
| 18. Charles Sharon, Bowling Green | WR | SR | 11 | 74 | 1,028 | 6 | 6.73 | 13.89 | 93.45 |
| 19. Aundrae Allison, East Caro. | WR | SR | 11 | 83 | 1,024 | 7 | 7.55 | 12.34 | 93.09 |
| 20. Domenik Hixon, Akron | WR | SR | 13 | 75 | 1,210 | 8 | 5.77 | 16.13 | 93.08 |
| 21. Jeffrey Webb, San Diego St. | WR | SR | 12 | 92 | 1,109 | 10 | 7.67 | 12.05 | 92.42 |
| 22. Brandon Marshall, UCF | WR | SR | 13 | 74 | 1,195 | 11 | 5.69 | 16.15 | 91.92 |
| 23. Travis LaTendresse, Utah | WR | SR | 9 | 55 | 810 | 8 | 6.11 | 14.73 | 90.00 |
| 24. Sam Hurd, Northern Ill. | WR | SR | 12 | 65 | 1,074 | 13 | 5.42 | 16.52 | 89.50 |
| 25. James Hardy, Indiana | WR | SO | 10 | 61 | 893 | 10 | 6.10 | 14.64 | 89.30 |
| 26. Reggie Lindsey, UAB | WR | SR | 11 | 53 | 978 | 11 | 4.82 | 18.45 | 88.91 |
| 27. Demetrius Williams, Oregon | WR | SR | 12 | 59 | 1,059 | 10 | 4.92 | 17.95 | 88.25 |
| 28. Greg Lee, Pittsburgh | WR | JR | 11 | 49 | 962 | 7 | 4.45 | 19.63 | 87.45 |
| 29. Joel Filani, Texas Tech | WR | JR | 12 | 65 | 1,048 | 8 | 5.42 | 16.12 | 87.33 |
| 30. Dorian Bryant, Purdue | WR | SO | 11 | 80 | 960 | 4 | 7.27 | 12.00 | 87.27 |

Miami (Ohio) Sports Information

| Rank, Player | Pos | Cl. | G | Rec | Yds | TD | Rec/ Gm | Yds/ Rec | Yds/ Gm |
|--------------------------------------|-----|-----|----|-----|-------|----|------------|-------------|------------|
| 31. Brandon Williams, Wisconsin | WR | SR | 13 | 59 | 1,095 | 6 | 4.54 | 18.56 | 84.23 |
| 32. Jason Avant, Michigan | WR | SR | 12 | 82 | 1,007 | 8 | 6.83 | 12.28 | 83.92 |
| 33. Todd Blythe, Iowa St. | WR | SO | 12 | 51 | 1,000 | 9 | 4.25 | 19.61 | 83.33 |
| 34. Santonio Holmes, Ohio St. | WR | SR | 12 | 53 | 977 | 11 | 4.42 | 18.43 | 81.42 |
| 35. Caleb Spencer, Nevada | WR | JR | 11 | 67 | 889 | 7 | 6.09 | 13.27 | 80.82 |
| 36. Cleannord Saintil, Middle Tenn. | WR | SR | 11 | 66 | 884 | 3 | 6.00 | 13.39 | 80.36 |
| 37. D'Juan Woods, Oklahoma St. | WR | JR | 11 | 56 | 879 | 8 | 5.09 | 15.70 | 79.91 |
| 38. Earl Bennett, Vanderbilt | WR | FR | 11 | 79 | 876 | 9 | 7.18 | 11.09 | 79.64 |
| 39. Eric Deslauriers, Eastern Mich. | WR | JR | 11 | 75 | 874 | 8 | 6.82 | 11.65 | 79.45 |
| 39. Jason Brown, Air Force | WR | SR | 11 | 49 | 874 | 5 | 4.45 | 17.84 | 79.45 |
| 41. Robert Johnson, Texas Tech | WR | SR | 12 | 67 | 951 | 4 | 5.58 | 14.19 | 79.25 |
| 42. Vernon Davis, Maryland | TE | JR | 11 | 51 | 871 | 6 | 4.64 | 17.08 | 79.18 |
| 43. Vincent Marshall, Houston | WR | SR | 12 | 71 | 939 | 6 | 5.92 | 13.23 | 78.25 |
| 44. Mike Walker, UCF | WR | JR | 11 | 64 | 855 | 9 | 5.82 | 13.36 | 77.73 |
| 44. Steve Sanders, Bowling Green | WR | SR | 11 | 56 | 855 | 14 | 5.09 | 15.27 | 77.73 |
| 46. Chris Francies, UTEP | WR | SR | 10 | 44 | 774 | 5 | 4.40 | 17.59 | 77.40 |
| 47. Jarrett Hicks, Texas Tech | WR | JR | 11 | 65 | 850 | 10 | 5.91 | 13.08 | 77.27 |
| 48. Damien Linson, Central Mich. | WR | JR | 11 | 56 | 832 | 4 | 5.09 | 14.86 | 75.64 |
| 49. Jason Carter, Texas A&M | WR | SR | 11 | 54 | 827 | 6 | 4.91 | 15.31 | 75.18 |
| 50. Chad Jackson, Florida | WR | JR | 12 | 88 | 900 | 9 | 7.33 | 10.23 | 75.00 |
| 51. Tony Pennyman, Utah St. | WR | JR | 10 | 63 | 741 | 5 | 6.30 | 11.76 | 74.10 |
| 52. Calvin Johnson, Georgia Tech | WR | SO | 12 | 54 | 888 | 6 | 4.50 | 16.44 | 74.00 |
| 53. Steve Smith, Southern California | WR | JR | 13 | 60 | 957 | 5 | 4.62 | 15.95 | 73.62 |
| 54. Mario Urrutia, Louisville | WR | FR | 11 | 37 | 797 | 7 | 3.36 | 21.54 | 72.45 |
| 55. Shaun Herbert, Northwestern | WR | JR | 12 | 79 | 862 | 6 | 6.58 | 10.91 | 71.83 |
| 56. Joshua Tinch, Louisville | WR | SR | 12 | 67 | 855 | 4 | 5.58 | 12.76 | 71.25 |
| 57. Jonny Harline, Brigham Young | TE | JR | 12 | 63 | 853 | 5 | 5.25 | 13.54 | 71.08 |
| 58. Michael Thomas, Arizona | WR | FR | 11 | 52 | 771 | 5 | 4.73 | 14.83 | 70.09 |
| 59. Johnnie Lee Higgins Jr., UTEP | WR | JR | 12 | 49 | 837 | 9 | 4.08 | 17.08 | 69.75 |
| 60. Najah Pruden, Kent St. | WR | JR | 10 | 33 | 688 | 5 | 3.30 | 20.85 | 68.80 |
| 61. Erik Davis, Vanderbilt | WR | SR | 9 | 46 | 619 | 3 | 5.11 | 13.46 | 68.78 |
| 62. John Madsen, Utah | WR | SR | 10 | 55 | 672 | 6 | 5.50 | 12.22 | 67.20 |
| 63. Ted Ginn Jr., Ohio St. | WR | SO | 12 | 51 | 803 | 4 | 4.25 | 15.75 | 66.92 |
| 64. Clinton Solomon, Iowa | WR | SR | 12 | 46 | 800 | 7 | 3.83 | 17.39 | 66.67 |
| 65. Paul Dombrowski, New Mexico St. | WR | SR | 12 | 78 | 798 | 2 | 6.50 | 10.23 | 66.50 |
| 66. Jerramy Scott, Michigan St. | WR | JR | 11 | 49 | 722 | 4 | 4.45 | 14.73 | 65.64 |
| 67. Preston Brown, Tulane | WR | JR | 11 | 47 | 720 | 6 | 4.27 | 15.32 | 65.45 |
| 68. Brian Hernandez, Utah | WR | JR | 11 | 39 | 709 | 3 | 3.55 | 18.18 | 64.45 |
| 69. Drouzon Quillen, La.-Monroe | WR | JR | 11 | 45 | 707 | 9 | 4.09 | 15.71 | 64.27 |
| 70. Chansi Stuckey, Clemson | WR | JR | 12 | 64 | 770 | 4 | 5.33 | 12.03 | 64.17 |
| 71. Deyon Williams, Virginia | WR | JR | 12 | 58 | 767 | 7 | 4.83 | 13.22 | 63.92 |
| 72. Will Blackmon, Boston College | WR | SR | 12 | 51 | 763 | 4 | 4.25 | 14.96 | 63.58 |
| 73. Willie Reid, Florida St. | WR | SR | 10 | 50 | 634 | 1 | 5.00 | 12.68 | 63.40 |
| 74. Tres Moses, Rutgers | WR | SR | 12 | 45 | 758 | 5 | 3.75 | 16.84 | 63.17 |
| 75. Deon Butler, Penn St. | WR | FR | 11 | 37 | 691 | 9 | 3.36 | 18.68 | 62.82 |
| 76. Mercedes Lewis, UCLA | TE | SR | 12 | 58 | 741 | 10 | 4.83 | 12.78 | 61.75 |
| 77. Tony Scheffler, Western Mich. | TE | SR | 11 | 57 | 670 | 9 | 5.18 | 11.75 | 60.91 |
| 77. Jesse Holley, North Carolina | WR | JR | 11 | 47 | 670 | 1 | 4.27 | 14.26 | 60.91 |
| 79. Mark Bradford, Stanford | WR | JR | 10 | 37 | 609 | 6 | 3.70 | 16.46 | 60.90 |
| 80. Jordy Nelson, Kansas St. | WR | JR | 11 | 45 | 669 | 8 | 4.09 | 14.87 | 60.82 |
| 81. Justin Harper, Central Mich. | WR | SR | 10 | 64 | 607 | 4 | 6.40 | 9.48 | 60.70 |
| 82. Kyle Brown, Michigan St. | WR | SR | 9 | 36 | 546 | 2 | 4.00 | 15.17 | 60.67 |
| 83. Ross Dickerson, Hawaii | WR | JR | 12 | 51 | 725 | 4 | 4.25 | 14.22 | 60.42 |
| 84. Mark Philmore, Northwestern | WR | SR | 11 | 55 | 662 | 6 | 5.00 | 12.04 | 60.18 |
| 85. Bruce Gordon, Temple | WR | JR | 10 | 42 | 601 | 1 | 4.20 | 14.31 | 60.10 |
| 86. Kevin Robinson, Utah St. | WR | SO | 11 | 43 | 661 | 8 | 3.91 | 15.37 | 60.09 |
| 87. Justin McCullum, Stanford | WR | SR | 9 | 36 | 539 | 5 | 4.00 | 14.97 | 59.89 |
| 88. Jhun Cook, UAB | WR | SR | 11 | 42 | 653 | 2 | 3.82 | 15.55 | 59.36 |
| 89. Dwayne Bowe, LSU | WR | JR | 12 | 41 | 710 | 9 | 3.42 | 17.32 | 59.17 |
| 90. Nichiren Flowers, Nevada | WR | SR | 12 | 55 | 706 | 2 | 4.58 | 12.84 | 58.83 |
| 91. Keith Brown, Alabama | WR | SO | 11 | 34 | 642 | 4 | 3.09 | 18.88 | 58.36 |
| 92. Dallas Baker, Florida | WR | JR | 12 | 52 | 697 | 5 | 4.33 | 13.40 | 58.08 |
| 93. Billy Pittman, Texas | WR | SO | 13 | 34 | 750 | 5 | 2.62 | 22.06 | 57.69 |
| 94. Ed Hinkel, Iowa | WR | SR | 9 | 40 | 518 | 7 | 4.44 | 12.95 | 57.56 |
| 95. Steve Odom, Toledo | WR | JR | 12 | 55 | 690 | 6 | 4.58 | 12.55 | 57.50 |
| 96. Donnie Avery, Houston | WR | SO | 12 | 44 | 688 | 5 | 3.67 | 15.64 | 57.33 |
| 97. Hiram Moore, Marshall | WR | JR | 11 | 53 | 630 | 4 | 4.82 | 11.89 | 57.27 |
| 98. Cory Rodgers, TCU | WR | JR | 12 | 52 | 685 | 5 | 4.33 | 13.17 | 57.08 |
| 99. Bobby Chase, SMU | WR | JR | 11 | 39 | 625 | 4 | 3.55 | 16.03 | 56.82 |
| 100. Jared Ellerson, Minnesota | WR | SR | 9 | 21 | 511 | 5 | 2.33 | 24.33 | 56.78 |
| * Chandler Williams, Florida Int'l | WR | JR | 11 | 61 | 870 | 2 | 5.55 | 14.26 | 79.09 |

Total Receiving Yards

| Rank, Player | Pos | Cl. | G | Rec | Yds | TD | Rec/ Gm | Yds/ Rec | Yds/ Gm |
|--|-----|-----|----|-----|-------|----|------------|-------------|------------|
| 1. Mike Hass, Oregon St. | WR | SR | 11 | 90 | 1,532 | 6 | 8.18 | 17.02 | 139.27 |
| 2. Dwayne Jarrett, Southern California | WR | SO | 13 | 91 | 1,274 | 16 | 7.00 | 14.00 | 98.00 |
| 3. Greg Jennings, Western Mich. | WR | SR | 11 | 98 | 1,259 | 14 | 8.91 | 12.85 | 114.45 |
| 4. Jeff Samardzija, Notre Dame | WR | JR | 12 | 77 | 1,249 | 15 | 6.42 | 16.22 | 104.08 |
| 5. Garrett Mills, Tulsa | WR | SR | 13 | 87 | 1,235 | 9 | 6.69 | 14.20 | 95.00 |

STATISTICAL LEADERS

| Rank | Player | Pos | Cl. | G | Rec | Yds | TD | Rec/ Gm | Yds/ Rec | Yds/ Gm |
|------|---------------------------------------|-----|-----|----|-----|-------|----|------------|-------------|------------|
| 6. | Ryan Grice-Mullen, Hawaii..... | WR | FR | 12 | 85 | 1,228 | 12 | 7.08 | 14.45 | 102.33 |
| 7. | David Anderson, Colorado St..... | WR | SR | 12 | 86 | 1,221 | 8 | 7.17 | 14.20 | 101.75 |
| 8. | Domenik Hixon, Akron..... | WR | SR | 13 | 75 | 1,210 | 8 | 5.77 | 16.13 | 93.08 |
| 8. | Derek Hagan, Arizona St..... | WR | SR | 12 | 77 | 1,210 | 8 | 6.42 | 15.71 | 100.83 |
| 10. | Brandon Marshall, UCF..... | WR | SR | 13 | 74 | 1,195 | 11 | 5.69 | 16.15 | 91.92 |
| 11. | Maurice Stovall, Notre Dame..... | WR | SR | 12 | 69 | 1,149 | 11 | 5.75 | 16.65 | 95.75 |
| 12. | Sidney Rice, South Carolina..... | WR | FR | 11 | 70 | 1,143 | 13 | 6.36 | 16.33 | 103.91 |
| 13. | Davone Bess, Hawaii..... | WR | FR | 12 | 89 | 1,124 | 14 | 7.42 | 12.63 | 93.67 |
| 14. | Ryne Robinson, Miami (Ohio)..... | WR | JR | 11 | 75 | 1,119 | 8 | 6.82 | 14.92 | 101.73 |
| 15. | Jovon Bouknight, Wyoming..... | WR | SR | 11 | 77 | 1,116 | 12 | 7.00 | 14.49 | 101.45 |
| 16. | Jeffrey Webb, San Diego St..... | WR | SR | 12 | 92 | 1,109 | 10 | 7.67 | 12.05 | 92.42 |
| 17. | Martin Nance, Miami (Ohio)..... | WR | SR | 11 | 81 | 1,107 | 14 | 7.36 | 13.67 | 100.64 |
| 18. | Jason Hill, Washington St..... | WR | JR | 10 | 62 | 1,097 | 13 | 6.20 | 17.69 | 109.70 |
| 19. | Brandon Williams, Wisconsin..... | WR | SR | 13 | 59 | 1,095 | 6 | 4.54 | 18.56 | 84.23 |
| 20. | Sam Hurd, Northern Ill..... | WR | SR | 12 | 65 | 1,074 | 13 | 5.42 | 16.52 | 89.50 |
| 21. | Hank Baskett, New Mexico..... | WR | SR | 11 | 67 | 1,071 | 9 | 6.09 | 15.99 | 97.36 |
| 22. | Demetrius Williams, Oregon..... | WR | SR | 12 | 59 | 1,059 | 10 | 4.92 | 17.95 | 88.25 |
| 23. | Joel Filani, Texas Tech..... | WR | JR | 12 | 65 | 1,048 | 8 | 5.42 | 16.12 | 87.33 |
| 24. | Charles Sharon, Bowling Green..... | WR | SR | 11 | 74 | 1,028 | 6 | 6.73 | 13.89 | 93.45 |
| 25. | Aundrae Allison, East Caro..... | WR | SR | 11 | 83 | 1,024 | 7 | 7.55 | 12.34 | 93.09 |
| 26. | Jason Avant, Michigan..... | WR | SR | 12 | 82 | 1,007 | 8 | 6.83 | 12.28 | 83.92 |
| 27. | Daniel Smith, Idaho..... | WR | JR | 10 | 67 | 1,001 | 7 | 6.70 | 14.94 | 100.10 |
| 28. | Todd Blythe, Iowa St..... | WR | SO | 12 | 51 | 1,000 | 9 | 4.25 | 19.61 | 83.33 |
| 29. | Reggie Lindsey, UAB..... | WR | SR | 11 | 53 | 978 | 11 | 4.82 | 18.45 | 88.91 |
| 30. | Santonio Holmes, Ohio St..... | WR | SR | 12 | 53 | 977 | 11 | 4.42 | 18.43 | 81.42 |
| 31. | Greg Lee, Pittsburgh..... | WR | JR | 11 | 49 | 962 | 7 | 4.45 | 19.63 | 87.45 |
| 32. | Dorien Bryant, Purdue..... | WR | SO | 11 | 80 | 960 | 4 | 7.27 | 12.00 | 87.27 |
| 33. | Steve Smith, Southern California..... | WR | JR | 13 | 60 | 957 | 5 | 4.62 | 15.95 | 73.62 |
| 34. | Robert Johnson, Texas Tech..... | WR | SR | 12 | 67 | 951 | 4 | 5.58 | 14.19 | 79.25 |
| 35. | Vincent Marshall, Houston..... | WR | SR | 12 | 71 | 939 | 6 | 5.92 | 13.23 | 78.25 |
| 36. | Chad Jackson, Florida..... | WR | JR | 12 | 88 | 900 | 9 | 7.33 | 10.23 | 75.00 |
| 37. | James Hardy, Indiana..... | WR | SO | 10 | 61 | 893 | 10 | 6.10 | 14.64 | 89.30 |
| 38. | Caleb Spencer, Nevada..... | WR | JR | 11 | 67 | 889 | 7 | 6.09 | 13.27 | 80.82 |
| 39. | Calvin Johnson, Georgia Tech..... | WR | SO | 12 | 54 | 888 | 6 | 4.50 | 16.44 | 74.00 |
| 40. | Cleannord Saintil, Middle Tenn..... | WR | SR | 11 | 66 | 884 | 3 | 6.00 | 13.39 | 80.36 |
| 41. | D'Juan Woods, Oklahoma St..... | WR | JR | 11 | 56 | 879 | 8 | 5.09 | 15.70 | 79.91 |
| 42. | Earl Bennett, Vanderbilt..... | WR | FR | 11 | 79 | 876 | 9 | 7.18 | 11.09 | 79.64 |
| 43. | Eric Deslauriers, Eastern Mich..... | WR | JR | 11 | 75 | 874 | 8 | 6.82 | 11.65 | 79.45 |
| 43. | Jason Brown, Air Force..... | WR | SR | 11 | 49 | 874 | 5 | 4.45 | 17.84 | 79.45 |
| 45. | Vernon Davis, Maryland..... | TE | JR | 11 | 51 | 871 | 6 | 4.64 | 17.08 | 79.18 |
| 46. | Shaun Herbert, Northwestern..... | WR | JR | 12 | 79 | 862 | 6 | 6.58 | 10.91 | 71.83 |
| 47. | Steve Sanders, Bowling Green..... | WR | SR | 11 | 56 | 855 | 14 | 5.09 | 15.27 | 77.73 |
| 47. | Mike Walker, UCF..... | WR | JR | 11 | 64 | 855 | 9 | 5.82 | 13.36 | 77.73 |
| 47. | Joshua Tinch, Louisville..... | WR | SR | 12 | 67 | 855 | 4 | 5.58 | 12.76 | 71.25 |
| 50. | Jonny Harline, Brigham Young..... | TE | JR | 12 | 63 | 853 | 5 | 5.25 | 13.54 | 71.08 |
| 51. | Jarrett Hicks, Texas Tech..... | WR | JR | 11 | 65 | 850 | 10 | 5.91 | 13.08 | 77.27 |
| 52. | Johnnie Lee Higgins Jr., UTEP..... | WR | JR | 12 | 49 | 837 | 9 | 4.08 | 17.08 | 69.75 |
| 53. | Damien Linson, Central Mich..... | WR | JR | 11 | 56 | 832 | 4 | 5.09 | 14.86 | 75.64 |
| 54. | Jason Carter, Texas A&M..... | WR | SR | 11 | 54 | 827 | 6 | 4.91 | 15.31 | 75.18 |
| 55. | Travis LaTendresse, Utah..... | WR | SR | 9 | 55 | 810 | 8 | 6.11 | 14.73 | 90.00 |
| 56. | Ted Ginn Jr., Ohio St..... | WR | SO | 12 | 51 | 803 | 4 | 4.25 | 15.75 | 66.92 |
| 57. | Clinton Solomon, Iowa..... | WR | SR | 12 | 46 | 800 | 7 | 3.83 | 17.39 | 66.67 |
| 58. | Paul Dombrowski, New Mexico St..... | WR | SR | 12 | 78 | 798 | 2 | 6.50 | 10.23 | 66.50 |
| 59. | Mario Urrutia, Louisville..... | WR | FR | 11 | 37 | 797 | 7 | 3.36 | 21.54 | 72.45 |
| 60. | Chris Francies, UTEP..... | WR | SR | 10 | 44 | 774 | 5 | 4.40 | 17.59 | 77.40 |
| 61. | Michael Thomas, Arizona..... | WR | FR | 11 | 52 | 771 | 5 | 4.73 | 14.83 | 70.09 |
| 62. | Chansi Stuckey, Clemson..... | WR | JR | 12 | 64 | 770 | 4 | 5.33 | 12.03 | 64.17 |
| 63. | Deyon Williams, Virginia..... | WR | JR | 12 | 58 | 767 | 7 | 4.83 | 13.22 | 63.92 |
| 64. | Will Blackmon, Boston College..... | WR | SR | 12 | 51 | 763 | 4 | 4.25 | 14.96 | 63.58 |
| 65. | Tres Moses, Rutgers..... | WR | SR | 12 | 45 | 758 | 5 | 3.75 | 16.84 | 63.17 |
| 66. | Billy Pittman, Texas..... | WR | SO | 13 | 34 | 750 | 5 | 2.62 | 22.06 | 57.69 |
| 67. | Marcedes Lewis, UCLA..... | TE | SR | 12 | 58 | 741 | 10 | 4.83 | 12.78 | 61.75 |
| 67. | Tony Pennymann, Utah St..... | WR | JR | 10 | 63 | 741 | 5 | 6.30 | 11.76 | 74.10 |
| 69. | Paul Williams, Fresno St..... | WR | JR | 13 | 43 | 729 | 7 | 3.31 | 16.95 | 56.08 |
| 70. | Ross Dickerson, Hawaii..... | WR | JR | 12 | 51 | 725 | 4 | 4.25 | 14.22 | 60.42 |
| 71. | Jerramy Scott, Michigan St..... | WR | JR | 11 | 49 | 722 | 4 | 4.45 | 14.73 | 65.64 |
| 72. | Preston Brown, Tulane..... | WR | JR | 11 | 47 | 720 | 6 | 4.27 | 15.32 | 65.45 |
| 73. | Dwayne Bowe, LSU..... | WR | JR | 12 | 41 | 710 | 9 | 3.42 | 17.32 | 59.17 |
| 74. | Brian Hernandez, Utah..... | WR | JR | 11 | 39 | 709 | 3 | 3.55 | 18.18 | 64.45 |
| 75. | Drouzon Quillen, La.-Monroe..... | WR | JR | 11 | 45 | 707 | 9 | 4.09 | 15.71 | 64.27 |
| 76. | Nichiren Flowers, Nevada..... | WR | SR | 12 | 55 | 706 | 2 | 4.58 | 12.84 | 58.83 |
| 77. | Jason Montgomery, Akron..... | WR | SR | 13 | 48 | 702 | 7 | 3.69 | 14.63 | 54.00 |
| 78. | Dallas Baker, Florida..... | WR | JR | 12 | 52 | 697 | 5 | 4.33 | 13.40 | 58.08 |
| 79. | Deon Butler, Penn St..... | WR | FR | 11 | 37 | 691 | 9 | 3.36 | 18.68 | 62.82 |
| 80. | Steve Odom, Toledo..... | WR | JR | 12 | 55 | 690 | 6 | 4.58 | 12.55 | 57.50 |
| 81. | Jonathan Orr, Wisconsin..... | WR | SR | 13 | 40 | 688 | 8 | 3.08 | 17.20 | 52.92 |
| 81. | Najah Pruden, Kent St..... | WR | JR | 10 | 33 | 688 | 5 | 3.30 | 20.85 | 68.80 |
| 81. | Donnie Avery, Houston..... | WR | SO | 12 | 44 | 688 | 5 | 3.67 | 15.64 | 57.33 |
| 84. | Cory Rodgers, TCU..... | WR | JR | 12 | 52 | 685 | 5 | 4.33 | 13.17 | 57.08 |
| 85. | Todd Watkins, Brigham Young..... | WR | SR | 12 | 49 | 678 | 9 | 4.08 | 13.84 | 56.50 |
| 86. | DJ Hall, Alabama..... | WR | SO | 12 | 48 | 676 | 5 | 4.00 | 14.08 | 56.33 |
| 87. | John Madsen, Utah..... | WR | SR | 10 | 55 | 672 | 6 | 5.50 | 12.22 | 67.20 |
| 88. | Tony Scheffler, Western Mich..... | TE | SR | 11 | 57 | 670 | 9 | 5.18 | 11.75 | 60.91 |

| Rank, Player | Pos | Cl. | G | Rec | Yds | TD | Rec/Gm | Yds/Rec | Yds/Gm |
|-------------------------------------|-----|-----|----|-----|-----|----|--------|---------|--------|
| 88. Jesse Holley, North Carolina | WR | JR | 11 | 47 | 670 | 1 | 4.27 | 14.26 | 60.91 |
| 90. Jordy Nelson, Kansas St. | WR | JR | 11 | 45 | 669 | 8 | 4.09 | 14.87 | 60.82 |
| 91. Chris Davis, Florida St. | WR | JR | 12 | 51 | 666 | 5 | 4.25 | 13.06 | 55.50 |
| 92. Johnny Walker, Colorado St. | WR | SO | 12 | 43 | 663 | 2 | 3.58 | 15.42 | 55.25 |
| 93. Mark Philmore, Northwestern | WR | SR | 11 | 55 | 662 | 6 | 5.00 | 12.04 | 60.18 |
| 94. Kevin Robinson, Utah St. | WR | SO | 11 | 43 | 661 | 8 | 3.91 | 15.37 | 60.09 |
| 95. Rudy Burgess, Arizona St. | WR | SO | 12 | 59 | 655 | 4 | 4.92 | 11.10 | 54.58 |
| 96. Jhun Cook, UAB | WR | SR | 11 | 42 | 653 | 2 | 3.82 | 15.55 | 59.36 |
| 97. Keith Brown, Alabama | WR | SO | 11 | 34 | 642 | 4 | 3.09 | 18.88 | 58.36 |
| 98. Nate Swift, Nebraska | WR | FR | 12 | 45 | 641 | 7 | 3.75 | 14.24 | 53.42 |
| 99. Willie Reid, Florida St. | WR | SR | 10 | 50 | 634 | 1 | 5.00 | 12.68 | 63.40 |
| 100. Mark Simmons, Kansas | WR | SR | 12 | 44 | 631 | 4 | 3.67 | 14.34 | 52.58 |
| * Chandler Williams, Florida Int'l. | WR | JR | 11 | 61 | 870 | 2 | 5.55 | 14.26 | 79.09 |

Interceptions

| Rank, Player | Pos | Cl. | G | Int | Yds | TD | Int/Gm |
|---------------------------------------|-----|-----|----|-----|-----|----|--------|
| 1. Aaron Gipson, Oregon | DB | SR | 12 | 7 | 117 | 1 | .58 |
| 2. Anthony Smith, Syracuse | DB | SR | 11 | 6 | 73 | 0 | .55 |
| 2. Dion Byrum, Ohio | DB | SR | 11 | 6 | 153 | 2 | .55 |
| 2. Jelani Jordan, Bowling Green | DB | SR | 11 | 6 | 66 | 0 | .55 |
| 5. Chaz Williams, La.-Monroe | DB | SO | 10 | 5 | 138 | 1 | .50 |
| 5. Alan Zemaitis, Penn St. | CB | SR | 12 | 6 | 35 | 0 | .50 |
| 5. Marcus Hamilton, Virginia | CB | JR | 12 | 6 | 28 | 0 | .50 |
| 8. Nick Graham, Tulsa | DB | JR | 13 | 6 | 66 | 0 | .46 |
| 9. Gabriel Fulbright, New Mexico | DB | SR | 11 | 5 | 77 | 0 | .45 |
| 9. C.J. Wilson, Baylor | DB | JR | 11 | 5 | 54 | 0 | .45 |
| 9. Caleb Campbell, Army | DB | SO | 11 | 5 | 47 | 0 | .45 |
| 9. Bradley Robinson, Middle Tenn. | DB | SO | 11 | 5 | 12 | 0 | .45 |
| 9. Josh Gattis, Wake Forest | DB | JR | 11 | 5 | 126 | 2 | .45 |
| 9. John Talley, Duke | DB | JR | 11 | 5 | 73 | 0 | .45 |
| 9. Daniel Holtzclaw, Eastern Mich. | LB | FR | 11 | 5 | 16 | 0 | .45 |
| 16. Garland Heath, North Carolina St. | DB | JR | 12 | 5 | 40 | 0 | .42 |
| 16. Marquice Cole, Northwestern | DB | JR | 12 | 5 | 64 | 0 | .42 |
| 16. Daymeion Hughes, California | DB | JR | 12 | 5 | 159 | 1 | .42 |
| 16. Clint Ingram, Oklahoma | LB | SR | 12 | 5 | 63 | 1 | .42 |
| 16. Tom Zbikowski, Notre Dame | DB | JR | 12 | 5 | 136 | 2 | .42 |
| 16. Casey Evans, Utah | DB | JR | 12 | 5 | 19 | 0 | .42 |
| 16. LaMarcus Hicks, Iowa St. | DB | SR | 12 | 5 | 44 | 1 | .42 |
| 16. DeAndre Jackson, Iowa St. | DB | JR | 12 | 5 | 18 | 0 | .42 |
| 16. Quincy Butler, TCU | DB | SR | 12 | 5 | 76 | 0 | .42 |
| 25. Darrius Battles, La.-Monroe | DB | SO | 10 | 4 | 54 | 0 | .40 |
| 26. Marty Tadman, Boise St. | DB | SO | 13 | 5 | 45 | 1 | .38 |
| 26. Joe Burnett, UCF | DB | FR | 13 | 5 | 99 | 0 | .38 |
| 28. Sabby Piscitelli, Oregon St. | DB | JR | 11 | 4 | 74 | 1 | .36 |
| 28. Alvin Nnabuife, SMU | DB | SR | 11 | 4 | 119 | 1 | .36 |
| 28. Jeramie Johnson, Mississippi St. | DB | JR | 11 | 4 | 51 | 0 | .36 |
| 28. Dan Dykes, Idaho | DB | SO | 11 | 4 | 37 | 0 | .36 |
| 28. John Eubanks, Southern Miss. | DB | SR | 11 | 4 | 1 | 0 | .36 |
| 28. Jamey Harper, SMU | DB | SR | 11 | 4 | 78 | 0 | .36 |
| 28. Josh Powell, San Jose St. | DB | SR | 11 | 4 | 35 | 0 | .36 |
| 28. Vickiel Vaughn, Arkansas | DB | SR | 11 | 4 | 13 | 0 | .36 |
| 28. Darrelle Revis, Pittsburgh | DB | SO | 11 | 4 | 12 | 0 | .36 |
| 28. Jack Williams, Kent St. | DB | SO | 11 | 4 | 18 | 0 | .36 |
| 28. Michael Johnson, Arizona | DB | JR | 11 | 4 | 45 | 1 | .36 |
| 28. Frank Wiwo, Miami (Ohio) | DB | JR | 11 | 4 | 6 | 0 | .36 |
| 28. Thomas Keith, Central Mich. | LB | SO | 11 | 4 | 24 | 0 | .36 |
| 28. Darius Butler, Connecticut | DB | SO | 11 | 4 | 140 | 1 | .36 |
| 42. James Johnson, Arkansas St. | DB | SR | 12 | 4 | 23 | 0 | .33 |
| 42. Keon Jackson, Toledo | DB | SR | 12 | 4 | 93 | 1 | .33 |
| 42. Calvin Lowry, Penn St. | DB | SR | 12 | 4 | 36 | 0 | .33 |
| 42. Leon Hall, Michigan | DB | JR | 12 | 4 | 10 | 0 | .33 |
| 42. Dee McCann, West Virginia | DB | SR | 12 | 4 | 6 | 0 | .33 |
| 42. Philip Wheeler, Georgia Tech | LB | JR | 12 | 4 | 18 | 0 | .33 |
| 42. Dawan Landry, Georgia Tech | DB | SR | 12 | 4 | 12 | 0 | .33 |
| 42. Darnell Bing, Southern California | DB | JR | 12 | 4 | 119 | 1 | .33 |
| 42. Theo Baines, Kansas | DB | SR | 12 | 4 | 48 | 0 | .33 |
| 42. Nik Moser, Iowa St. | LB | SR | 12 | 4 | 19 | 0 | .33 |
| 42. Kenneth Fontenette, Houston | DB | FR | 12 | 4 | 17 | 0 | .33 |
| 42. Brandon Sumrall, Southern Miss. | DB | FR | 12 | 4 | 43 | 0 | .33 |
| 42. Drew Coleman, TCU | DB | SR | 12 | 4 | 90 | 0 | .33 |
| 42. Brian Bonner, TCU | DB | SO | 12 | 4 | 36 | 0 | .33 |
| 42. Eric Weddle, Utah | DB | JR | 12 | 4 | 34 | 1 | .33 |
| 42. Marcus Demps, San Diego St. | DB | SR | 12 | 4 | 46 | 1 | .33 |
| 42. Tim Jennings, Georgia | DB | SR | 12 | 4 | 79 | 1 | .33 |
| 42. Jonathan Joseph, South Carolina | DB | SR | 12 | 4 | 76 | 1 | .33 |
| 42. Justin Phinisee, Oregon | DB | SR | 12 | 4 | 206 | 0 | .33 |
| 42. Joe Garcia, Nevada | DB | JR | 12 | 4 | 62 | 0 | .33 |
| 62. Aaron Rouse, Virginia Tech | LB | JR | 13 | 4 | 52 | 0 | .31 |
| 63. Adam Shada, Iowa | DB | SO | 10 | 3 | 9 | 0 | .30 |

| Rank, Player | Pos | Cl. | G | Int | Yds | TD | Int/Gm |
|--------------------------------------|-----|-----|----|-----|-----|----|--------|
| 63. Vernell Brown, Florida | DB | SR | 10 | 3 | 63 | 1 | .30 |
| 63. Jaxson Appel, Texas A&M | DB | SR | 10 | 3 | 0 | 0 | .30 |
| 63. Mike Powdrell, New Mexico | DB | SR | 10 | 3 | 13 | 0 | .30 |
| 63. Vincent Meeks, Texas Tech | DB | SR | 10 | 3 | 16 | 0 | .30 |
| 68. Antoine Cason, Arizona | DB | SO | 11 | 3 | 40 | 0 | .27 |
| 68. Reshard Langford, Vanderbilt | DB | FR | 11 | 3 | 55 | 0 | .27 |
| 68. Pierre Parker, East Caro. | DB | SO | 11 | 3 | 12 | 0 | .27 |
| 68. Zachary Baker, East Caro. | DB | SR | 11 | 3 | 37 | 0 | .27 |
| 68. Ricky Wilson, Houston | DB | SO | 11 | 3 | 65 | 0 | .27 |
| 68. Tra Boger, Tulane | DB | SR | 11 | 3 | 73 | 1 | .27 |
| 68. Joe Sturdivant, SMU | DB | JR | 11 | 3 | 32 | 0 | .27 |
| 68. Rolando Humphrey, SMU | DB | SR | 11 | 3 | 98 | 0 | .27 |
| 68. Jason Venson, UCF | DB | SO | 11 | 3 | 48 | 0 | .27 |
| 68. Chris Royal, Marshall | DB | SR | 11 | 3 | 19 | 0 | .27 |
| 68. Bobby Giannini, Air Force | DB | SO | 11 | 3 | 35 | 0 | .27 |
| 68. Anthony Arline, Baylor | DB | JR | 11 | 3 | 8 | 0 | .27 |
| 68. Justin McKinney, Kansas St. | DB | SO | 11 | 3 | 4 | 0 | .27 |
| 68. Cole Snyder, Idaho | LB | SR | 11 | 3 | 55 | 0 | .27 |
| 68. Tramon Williams, Louisiana Tech | DB | SR | 11 | 3 | 50 | 0 | .27 |
| 68. Alton Bryant, Louisiana Tech | DB | SR | 11 | 3 | 54 | 0 | .27 |
| 68. Trestin George, San Jose St. | DB | SR | 11 | 3 | 54 | 1 | .27 |
| 68. Michael Coe, Arkansas | DB | JR | 11 | 3 | 25 | 0 | .27 |
| 68. Jonathan Hefney, Tennessee | DB | SO | 11 | 3 | 63 | 0 | .27 |
| 68. Kevin Dockery, Mississippi St. | DB | SR | 11 | 3 | 54 | 0 | .27 |
| 68. Michael Grant, Arkansas | DB | SO | 11 | 3 | 0 | 0 | .27 |
| 68. Marquise Carpenter, Texas A&M | DB | SO | 11 | 3 | 45 | 0 | .27 |
| 68. Kasey Ross, East Caro. | DB | JR | 11 | 3 | 43 | 0 | .27 |
| 68. Derrick Martin, Wyoming | DB | JR | 11 | 3 | 13 | 1 | .27 |
| 68. John Wendling, Wyoming | DB | JR | 11 | 3 | 2 | 0 | .27 |
| 68. Courtney Bryan, New Mexico St. | DB | JR | 11 | 3 | 1 | 0 | .27 |
| 68. Aaron Weathers, North Texas | DB | SO | 11 | 3 | 31 | 0 | .27 |
| 68. Alphonso Smith, Wake Forest | DB | FR | 11 | 3 | 32 | 1 | .27 |
| 68. Christian Varner, Maryland | DB | SO | 11 | 3 | 0 | 0 | .27 |
| 68. Trimane Goddard, North Carolina | DB | SO | 11 | 3 | 1 | 0 | .27 |
| 68. Jovon Johnson, Iowa | DB | SR | 11 | 3 | 18 | 1 | .27 |
| 68. Herschel Henderson, Northwestern | DB | SR | 11 | 3 | 49 | 0 | .27 |
| 68. Sir Darean Adams, Michigan St. | DB | SO | 11 | 3 | 54 | 1 | .27 |
| 68. Jamar Williams, Arizona St. | LB | SR | 11 | 3 | 22 | 0 | .27 |
| 68. Louis Delmas, Western Mich. | CB | FR | 11 | 3 | 1 | 0 | .27 |
| 68. Ryan Redd, Miami (Ohio) | DB | SR | 11 | 3 | 68 | 0 | .27 |
| 68. Joey Card, Miami (Ohio) | DB | JR | 11 | 3 | 15 | 0 | .27 |
| 68. Terrill Mayberry, Bowling Green | DB | SR | 11 | 3 | 9 | 0 | .27 |
| 68. Dustin Utschig, Northern Ill. | DB | JR | 11 | 3 | 50 | 0 | .27 |
| 68. Kareem Byrom, Buffalo | DB | SO | 11 | 3 | 13 | 0 | .27 |
| 68. T.J. Wright, Ohio | DB | JR | 11 | 3 | 12 | 0 | .27 |
| 68. Trey Lewis, Ball St. | DB | SO | 11 | 3 | 15 | 0 | .27 |
| 68. Brandon Harrison, Stanford | DB | JR | 11 | 3 | 0 | 0 | .27 |
| 68. Alex Teems, Washington St. | DB | SR | 11 | 3 | 0 | 0 | .27 |
| 68. Bernard Pollard, Purdue | DB | JR | 11 | 3 | 0 | 0 | .27 |
| 68. Tracy Porter, Indiana | DB | SO | 11 | 3 | 108 | 0 | .27 |
| 68. Bernard Lay, Pittsburgh | DB | SR | 11 | 3 | 17 | 0 | .27 |
| 68. Sam Bryant, Pittsburgh | DB | JR | 11 | 3 | 37 | 0 | .27 |
| 68. Lovon Ponder, Miami (Fla.) | DB | SO | 11 | 3 | 44 | 0 | .27 |
| * Troy Pindell, Fla. Atlantic | DB | JR | 11 | 4 | 55 | 0 | .36 |
| * Keyonvis Bouie, Florida Int'l | LB | JR | 9 | 3 | 48 | 1 | .33 |
| * Quincy Skinner, Fla. Atlantic | DB | JR | 11 | 3 | 0 | 0 | .27 |

Punting

| Rank, Player | Pos | Cl. | G | Punts | Yds | Avg | Punts/Gm |
|----------------------------------|-----|-----|----|-------|-------|-------|----------|
| 1. Ryan Plackemeier, Wake Forest | P | SR | 11 | 67 | 3,165 | 47.24 | 6.09 |
| 2. Sam Koch, Nebraska | P/K | SR | 12 | 71 | 3,302 | 46.51 | 5.92 |
| 3. Daniel Sepulveda, Baylor | P | JR | 11 | 62 | 2,863 | 46.18 | 5.64 |
| 4. Jim Kaylor, Colorado St. | P | SO | 12 | 53 | 2,400 | 45.28 | 4.42 |
| 5. John Torp, Colorado | P | SR | 13 | 80 | 3,613 | 45.16 | 6.15 |

| Rank | Player | Pos | Cl. | G | Punts/ | | | |
|------|---------------------------------------|-----|-----|----|--------|-------|-------|------|
| | | | | | Punts | Yds | Avg | |
| 6. | Kody Bliss, Auburn..... | P | JR | 12 | 44 | 1,975 | 44.89 | 3.67 |
| 7. | Luke Johnson, Southern Miss..... | P | SR | 12 | 53 | 2,378 | 44.87 | 4.42 |
| 8. | Kenneth DeBauche, Wisconsin..... | P | SO | 13 | 57 | 2,555 | 44.82 | 4.38 |
| 9. | Michael Hughes, San Diego St. | P/K | SO | 12 | 67 | 3,003 | 44.82 | 5.58 |
| 10. | Joel Stelly, La.-Monroe..... | P | SR | 11 | 59 | 2,634 | 44.64 | 5.36 |
| 11. | Michael Gibson, Memphis..... | P | JR | 12 | 59 | 2,632 | 44.61 | 4.92 |
| 12. | Chris Miller, Ball St. | P | FR | 11 | 68 | 2,977 | 43.78 | 6.18 |
| 13. | Adam Podlesh, Maryland..... | P | JR | 11 | 44 | 1,918 | 43.59 | 4.00 |
| 14. | Justin Brantly, Texas A&M..... | P | FR | 11 | 46 | 1,989 | 43.24 | 4.18 |
| 15. | Nic Schmitt, Virginia Tech..... | P/K | JR | 13 | 52 | 2,244 | 43.15 | 4.00 |
| 16. | Sam Paulescu, Oregon St. | P/K | SR | 11 | 56 | 2,406 | 42.96 | 5.09 |
| 17. | Kyle Tucker, Kansas..... | P/K | SO | 12 | 66 | 2,832 | 42.91 | 5.50 |
| 18. | Gordon Ely-Kelso, Georgia..... | P | JR | 13 | 57 | 2,443 | 42.86 | 4.38 |
| 19. | Alex Reyes, Texas Tech..... | P | JR | 12 | 49 | 2,099 | 42.84 | 4.08 |
| 20. | Jared Scruggs, Rice..... | P | JR | 11 | 48 | 2,056 | 42.83 | 4.36 |
| 21. | Adam Crossett, Missouri..... | P/K | SO | 12 | 57 | 2,432 | 42.67 | 4.75 |
| 22. | Sean Douglas, Washington..... | P | JR | 11 | 51 | 2,175 | 42.65 | 4.64 |
| 23. | Steve Weatherford, Illinois..... | P | SR | 11 | 67 | 2,856 | 42.63 | 6.09 |
| 24. | Brendan Carney, Syracuse..... | P | JR | 11 | 82 | 3,491 | 42.57 | 7.45 |
| 25. | Troy Blankenship, Iowa St. | P | SR | 12 | 68 | 2,894 | 42.56 | 5.67 |
| 26. | Joshua Brazen, Kent St. | P | SR | 11 | 67 | 2,844 | 42.45 | 6.09 |
| 27. | Cody Freeby, Oklahoma..... | P | SO | 12 | 71 | 3,004 | 42.31 | 5.92 |
| 28. | Aaron Horne, UCF..... | P | SR | 13 | 52 | 2,197 | 42.25 | 4.00 |
| 29. | Adam Graessle, Pittsburgh..... | P | JR | 11 | 60 | 2,532 | 42.20 | 4.45 |
| 30. | Mike Barrow, Idaho..... | P/K | JR | 11 | 43 | 1,811 | 42.12 | 3.91 |
| 31. | Colby Smith, Middle Tenn. | P | JR | 11 | 59 | 2,484 | 42.10 | 5.36 |
| 32. | David Lonie, California..... | P/K | SR | 12 | 61 | 2,559 | 41.95 | 5.08 |
| 33. | Blake McAdams, Mississippi St. | P | FR | 11 | 69 | 2,891 | 41.90 | 6.27 |
| 34. | Brad Evans, New Mexico St. | P | JR | 12 | 66 | 2,761 | 41.83 | 5.50 |
| 35. | Jacob Skinner, Arkansas..... | P | JR | 11 | 50 | 2,091 | 41.82 | 4.55 |
| 36. | Eric Wilbur, Florida..... | P | JR | 12 | 59 | 2,459 | 41.68 | 4.92 |
| 37. | Tyson Beattie, Indiana..... | P | JR | 11 | 75 | 3,124 | 41.65 | 6.82 |
| 38. | Brandon Fields, Michigan St. | P | JR | 11 | 40 | 1,664 | 41.60 | 3.64 |
| 39. | Kyle Stringer, Boise St. | P | JR | 13 | 52 | 2,159 | 41.52 | 4.00 |
| 40. | Chris Jackson, LSU..... | P/K | JR | 13 | 59 | 2,447 | 41.47 | 4.54 |
| 41. | Chris Sprague, Duke..... | P | SR | 11 | 76 | 3,144 | 41.37 | 6.91 |
| 42. | Jeremy Kapinos, Penn St. | P | SR | 12 | 61 | 2,522 | 41.34 | 5.08 |
| 43. | Johnny Ayers, Boston College..... | P | SO | 12 | 62 | 2,561 | 41.31 | 5.17 |
| 44. | Justin Bergendahl, Nevada..... | P | SR | 12 | 54 | 2,229 | 41.28 | 4.50 |
| 45. | Britton Colquitt, Tennessee..... | P | FR | 11 | 59 | 2,431 | 41.20 | 5.36 |
| 46. | David Wooldridge, North Carolina..... | P/K | JR | 11 | 66 | 2,713 | 41.11 | 6.00 |
| 47. | Kip Facer, UNLV..... | P | JR | 11 | 66 | 2,709 | 41.05 | 6.00 |
| 48. | Chris Beckman, Tulane..... | P | JR | 9 | 53 | 2,166 | 40.87 | 5.89 |
| 49. | Ryan Mentzel, SMU..... | P | SR | 11 | 60 | 2,450 | 40.83 | 5.45 |
| 50. | Ryan Dougherty, East Caro. | P | JR | 11 | 58 | 2,368 | 40.83 | 5.27 |
| 51. | Jim Laney, Western Mich. | P | SO | 11 | 60 | 2,449 | 40.82 | 5.45 |
| 52. | Tyler Gaus, New Mexico..... | P | SR | 11 | 52 | 2,117 | 40.71 | 4.73 |
| 53. | Jay Ottovogio, Stanford..... | P | JR | 11 | 67 | 2,723 | 40.64 | 6.09 |
| 54. | Kyle Basler, Washington St. | P | SR | 11 | 50 | 2,029 | 40.58 | 4.55 |
| 55. | Brandon Baker, South Fla. | P | SR | 12 | 65 | 2,630 | 40.46 | 5.42 |
| 56. | Thomas Olmsted, Troy..... | P | SR | 11 | 62 | 2,506 | 40.42 | 5.64 |
| 57. | D.J. Fitzpatrick, Notre Dame..... | P/K | JR | 12 | 45 | 1,815 | 40.33 | 3.75 |
| 58. | Tim Reyer, Kansas St. | P | SO | 11 | 65 | 2,620 | 40.31 | 5.91 |
| 59. | Owen Tolson, Army..... | P | SO | 11 | 59 | 2,370 | 40.17 | 5.36 |
| 60. | John Deraney, North Carolina St. | P/K | JR | 12 | 72 | 2,884 | 40.06 | 6.00 |
| 61. | Derek McLaughlin, Brigham Young..... | P | JR | 12 | 48 | 1,922 | 40.04 | 4.00 |
| 62. | Chris Gould, Virginia..... | P/K | SO | 12 | 53 | 2,122 | 40.04 | 4.42 |
| 63. | Josh Brown, South Carolina..... | P/K | JR | 12 | 58 | 2,322 | 40.03 | 4.83 |
| 64. | Aaron Perez, UCLA..... | P | FR | 12 | 54 | 2,157 | 39.94 | 4.50 |
| 65. | Matt Fodge, Oklahoma St. | P | FR | 11 | 65 | 2,593 | 39.89 | 5.91 |
| 66. | Brian Monroe, Miami (Fla.)..... | P | JR | 12 | 64 | 2,549 | 39.83 | 5.33 |
| 67. | Phil Brady, West Virginia..... | P | SR | 12 | 51 | 2,029 | 39.78 | 4.25 |
| 68. | Ryan Pederson, Northwestern..... | P | SR | 11 | 45 | 1,783 | 39.62 | 4.09 |
| 69. | Justin Laird, Houston..... | P | JR | 11 | 47 | 1,858 | 39.53 | 4.27 |
| 70. | Ben Arndt, Georgia Tech..... | P/K | SR | 12 | 87 | 3,433 | 39.46 | 7.25 |
| 71. | Joe Radigan, Rutgers..... | P | JR | 11 | 55 | 2,170 | 39.45 | 5.00 |
| 72. | Dave Brytus, Purdue..... | P | SO | 11 | 62 | 2,446 | 39.45 | 5.64 |
| 73. | Chet Ervin, Cincinnati..... | P | SR | 10 | 68 | 2,680 | 39.41 | 6.80 |
| 74. | Billy Sullivan, Akron..... | P/K | SR | 13 | 77 | 3,034 | 39.40 | 5.92 |
| 75. | Waylon Prather, San Jose St. | P | SO | 11 | 74 | 2,908 | 39.30 | 6.73 |
| 76. | Jake Hendy, Temple..... | P | SR | 9 | 35 | 1,356 | 38.74 | 3.89 |
| 77. | Ryan Hotchkiss, UTEP..... | P | JR | 10 | 45 | 1,739 | 38.64 | 4.50 |
| 78. | Chris Hall, Florida St. | P | SR | 13 | 74 | 2,859 | 38.64 | 5.69 |
| 79. | Matthew Miller, Ohio..... | P | SR | 11 | 84 | 3,245 | 38.63 | 7.64 |
| 80. | Brian Cortney, TCU..... | P | JR | 12 | 62 | 2,394 | 38.61 | 5.17 |
| 81. | Parker Mullins, UAB..... | P | JR | 11 | 44 | 1,698 | 38.59 | 4.00 |
| 82. | Andy Ditbenner, Northern Ill. | P | FR | 12 | 54 | 2,083 | 38.57 | 4.50 |
| 83. | Nate Fry, Bowling Green..... | P/K | SR | 11 | 51 | 1,966 | 38.55 | 4.64 |
| 84. | Brit Framel, La.-Lafayette..... | P | JR | 10 | 43 | 1,657 | 38.53 | 4.30 |
| 85. | Andy Fenstermaker, Iowa..... | P | JR | 12 | 49 | 1,885 | 38.47 | 4.08 |
| 86. | Marty Biagi, Marshall..... | P/K | SO | 11 | 61 | 2,343 | 38.41 | 5.55 |
| 87. | Jacob Richard, Miami (Ohio)..... | P | SO | 11 | 46 | 1,766 | 38.39 | 4.18 |
| 88. | Jeremy Schatz, Alabama..... | P | SR | 11 | 60 | 2,300 | 38.33 | 5.45 |

| Rank | Player | Pos | Cl. | G | Punts/ | | | |
|------|-----------------------------------|-----|-----|----|--------|-------|-------|------|
| | | | | | Punts | Yds | Avg | |
| 89. | Ross Ryan, Michigan..... | P | SR | 12 | 52 | 1,992 | 38.31 | 4.33 |
| 90. | Andrew Wellock, Eastern Mich..... | P/K | JR | 11 | 57 | 2,183 | 38.30 | 5.18 |
| 91. | Rob Park, Mississippi..... | P | JR | 10 | 43 | 1,641 | 38.16 | 4.30 |
| 92. | Tony Mikulec, Central Mich. | P | SO | 11 | 72 | 2,742 | 38.08 | 6.55 |
| 93. | Truman Spencer, North Texas..... | P | FR | 9 | 63 | 2,387 | 37.89 | 7.00 |
| 94. | Chris Kindred, Tulsa..... | P | JR | 13 | 61 | 2,305 | 37.79 | 4.69 |
| 95. | Chris Keagle, Louisiana Tech..... | P | FR | 10 | 52 | 1,946 | 37.42 | 5.20 |
| 96. | Justin Hamblin, Utah St. | P/K | JR | 11 | 60 | 2,234 | 37.23 | 5.45 |
| 97. | Ben Woods, Buffalo..... | P | SO | 11 | 80 | 2,967 | 37.09 | 7.27 |
| 98. | Louie Sakoda, Utah..... | P/K | FR | 12 | 54 | 2,002 | 37.07 | 4.50 |
| 99. | Cole Chason, Clemson..... | P | JR | 12 | 50 | 1,822 | 36.44 | 4.17 |
| 100. | Tim Mashay, Kentucky..... | P | FR | 11 | 54 | 1,965 | 36.39 | 4.91 |
| | Mike Brown, Fla. Atlantic..... | P | SR | 11 | 72 | 2,797 | 38.85 | 6.55 |

Punt Returns

| Rank | Player | Pos | Cl. | G | Ret | Yds | TD | Yds/Ret/ | |
|------|---------------------------------------|-----|-----|----|-----|-----|----|----------|------|
| | | | | | | | | Ret | Gm |
| 1. | Maurice Drew, UCLA..... | RB | JR | 12 | 15 | 427 | 3 | 28.47 | 1.25 |
| 2. | Quinton Jones, Boise St. | DB | JR | 13 | 22 | 459 | 3 | 20.86 | 1.69 |
| 3. | Terrence Nunn, Nebraska..... | WR | SO | 12 | 16 | 293 | 0 | 18.31 | 1.33 |
| 4. | Willie Reid, Florida St. | WR | SR | 10 | 31 | 541 | 3 | 17.45 | 3.10 |
| 5. | Rafael Little, Kentucky..... | RB | SO | 11 | 21 | 355 | 0 | 16.90 | 1.91 |
| 6. | Joe Burnett, UCF..... | DB | FR | 13 | 28 | 463 | 2 | 16.54 | 2.15 |
| 7. | Terry Richardson, Arizona St. | WR | JR | 11 | 22 | 337 | 2 | 15.32 | 2.00 |
| 8. | Cory Rodgers, TCU..... | WR | JR | 12 | 19 | 290 | 0 | 15.26 | 1.58 |
| 9. | Tim Mixon, California..... | DB | JR | 12 | 24 | 357 | 1 | 14.88 | 2.00 |
| 10. | Aaron Ross, Texas..... | DB | JR | 13 | 34 | 500 | 2 | 14.71 | 2.62 |
| 11. | Brandon Williams, Wisconsin..... | WR | SR | 13 | 26 | 380 | 2 | 14.62 | 2.00 |
| 12. | Devin Hester, Miami (Fla.)..... | WR | JR | 10 | 22 | 312 | 1 | 14.18 | 2.20 |
| 13. | Tom Zbikowski, Notre Dame..... | DB | JR | 12 | 27 | 379 | 2 | 14.04 | 2.25 |
| 14. | Thomas Flowers, Georgia..... | DB | SO | 13 | 32 | 438 | 1 | 13.69 | 2.46 |
| 15. | Skyler Green, LSU..... | WR | SR | 13 | 27 | 359 | 1 | 13.30 | 2.08 |
| 16. | Leodis McKelvin, Troy..... | DB | SO | 11 | 33 | 417 | 1 | 12.64 | 3.00 |
| 17. | Adam Jennings, Fresno St. | DB | SR | 12 | 22 | 272 | 0 | 12.36 | 1.83 |
| 18. | Steve Breaston, Michigan..... | WR | SR | 11 | 29 | 356 | 0 | 12.28 | 2.64 |
| 19. | Ryne Robinson, Miami (Ohio)..... | WR | JR | 11 | 26 | 301 | 1 | 11.58 | 2.36 |
| 20. | Darrelle Revis, Pittsburgh..... | DB | SO | 11 | 28 | 324 | 1 | 11.57 | 2.55 |
| 21. | Jackie Chambers, South Fla. | WR | SO | 12 | 32 | 370 | 0 | 11.56 | 2.67 |
| 22. | Justin Phinisee, Oregon..... | DB | SR | 12 | 25 | 289 | 1 | 11.56 | 2.08 |
| 23. | B.J. Hill, Ball St. | RB | FR | 11 | 18 | 200 | 1 | 11.11 | 1.64 |
| 24. | Syndric Steptoe, Arizona..... | WR | JR | 10 | 20 | 221 | 1 | 11.05 | 2.00 |
| 25. | Willie Foster, Rutgers..... | WR | JR | 12 | 15 | 164 | 1 | 10.93 | 1.25 |
| 26. | Charles Sharon, Bowling Green..... | WR | SR | 11 | 25 | 271 | 0 | 10.84 | 2.27 |
| 27. | James Johnson, Arkansas St. | DB | SR | 12 | 36 | 385 | 1 | 10.69 | 3.00 |
| 28. | Jermaine Moreira, Kansas St. | WR | JR | 10 | 19 | 202 | 1 | 10.63 | 1.90 |
| 29. | Calvin Lowry, Penn St. | DB | SR | 12 | 32 | 340 | 0 | 10.63 | 2.67 |
| 30. | Cortney Grixby, Nebraska..... | DB | SO | 12 | 32 | 333 | 0 | 10.41 | 2.67 |
| 31. | Montrell Jones, Louisville..... | WR | SR | 12 | 30 | 311 | 0 | 10.37 | 2.50 |
| 32. | Peyton Hillis, Arkansas..... | RB | SO | 11 | 16 | 165 | 0 | 10.31 | 1.45 |
| 33. | Willie Andrews, Baylor..... | DB | SR | 11 | 27 | 274 | 0 | 10.15 | 2.45 |
| 34. | Israel Route, Tulane..... | DB | JR | 10 | 18 | 181 | 0 | 10.06 | 1.80 |
| 35. | Ted Ginn Jr., Ohio St. | WR | SO | 12 | 25 | 250 | 1 | 10.00 | 2.08 |
| 35. | Kevin Robinson, Utah St. | WR | SO | 11 | 27 | 270 | 1 | 10.00 | 2.45 |
| 37. | Kevin Stanley, Nevada..... | DB | SR | 11 | 22 | 219 | 0 | 9.95 | 2.00 |
| 38. | Reggie Bush, Southern California..... | RB | JR | 13 | 18 | 179 | 1 | 9.94 | 1.38 |
| 39. | Stephone Robinson, Colorado..... | DB | SO | 13 | 27 | 268 | 1 | 9.93 | 2.08 |
| 40. | Blake Warren, SMU..... | WR | JR | 11 | 21 | 206 | 0 | 9.81 | 1.91 |
| 41. | Danny Amendola, Texas Tech..... | WR | SO | 12 | 32 | 313 | 0 | 9.78 | 2.67 |
| 42. | Charles Gordon, Kansas..... | CB | JR | 12 | 41 | 398 | 0 | 9.71 | 3.42 |
| 43. | Johnnie Lee Higgins Jr., UTEP..... | WR | JR | 12 | 18 | 170 | 0 | 9.44 | 1.50 |
| 44. | Chris Sulton, Air Force..... | DB | JR | 11 | 16 | 150 | 0 | 9.38 | 1.45 |
| 45. | Damien Linson, Central Mich. | WR | JR | 11 | 19 | 175 | 1 | 9.21 | 1.73 |
| 46. | Brandon Tate, North Carolina..... | WR | FR | 11 | 29 | 267 | 0 | 9.21 | 2.64 |
| 47. | Bradley Robinson, Middle Tenn. | DB | SO | 11 | 18 | 165 | 0 | 9.17 | 1.64 |
| 48. | T.J. Rushing, Stanford..... | DB | SR | 11 | 14 | 128 | 0 | 9.14 | 1.27 |
| 49. | Greg Jennings, Western Mich. | WR | SR | 11 | 20 | 172 | 0 | 8.60 | 1.82 |
| 50. | Lance Melvin, Purdue..... | DB | FR | 10 | 23 | 194 | 0 | 8.43 | 2.30 |
| 51. | Shatone Powers, Northern Ill. | WR | SR | 12 | 30 | 249 | 0 | 8.30 | 2.50 |
| 52. | Will Blackmon, Boston College..... | WR | SR | 12 | 15 | 124 | 0 | 8.27 | 1.2 |

| Rank | Player | Pos | Cl. | G | Ret | Yds | TD | Yds/Ret | Ret/Gm |
|------|--------------------------------------|-----|-----|----|-----|-----|----|---------|--------|
| 64. | Vernell Brown, Florida | DB | SR | 10 | 26 | 197 | 0 | 7.58 | 2.60 |
| 65. | Jasper Faulk, Southern Miss. | DB | JR | 12 | 22 | 166 | 0 | 7.55 | 1.83 |
| 66. | Travis Williams, East Caro. | DB | SO | 11 | 14 | 104 | 0 | 7.43 | 1.27 |
| 67. | Chansi Stuckey, Clemson | WR | JR | 12 | 27 | 199 | 1 | 7.37 | 2.25 |
| 68. | Brandon Brooks, Alabama | WR | SR | 9 | 11 | 77 | 0 | 7.00 | 1.22 |
| 69. | Nathan Meikle, Brigham Young | WR | JR | 12 | 21 | 146 | 0 | 6.95 | 1.75 |
| 70. | Scott Wesley, Army | RB | SR | 11 | 33 | 218 | 0 | 6.61 | 3.00 |
| 71. | Sammie Stroughter, Oregon St. | WR | SO | 11 | 26 | 170 | 0 | 6.54 | 2.36 |
| 72. | Eric Weddle, Utah | DB | JR | 12 | 24 | 154 | 0 | 6.42 | 2.00 |
| 73. | Pat Clark, Georgia Tech | WR | SO | 11 | 30 | 191 | 0 | 6.37 | 2.73 |
| 74. | Steve Odum, Toledo | WR | JR | 12 | 20 | 126 | 0 | 6.30 | 1.67 |
| 75. | Derrick Bush, Kent St. | WR | SR | 10 | 18 | 112 | 0 | 6.22 | 1.80 |
| 76. | Lucas Taylor, Tennessee | WR | FR | 9 | 13 | 80 | 0 | 6.15 | 1.44 |
| 77. | Trumaine Riley, Eastern Mich. | WR | JR | 10 | 12 | 73 | 0 | 6.08 | 1.20 |
| 78. | Darrell Blackman, North Carolina St. | RB | SO | 12 | 21 | 122 | 0 | 5.81 | 1.75 |
| 79. | Mike Daniels, Cincinnati | RB | JR | 10 | 13 | 75 | 0 | 5.77 | 1.30 |
| 80. | Brandon King, Rice | DB | FR | 11 | 14 | 80 | 0 | 5.71 | 1.27 |
| 81. | Jo Jo Walker, Maryland | WR | SR | 11 | 25 | 141 | 0 | 5.64 | 2.27 |
| 82. | James Jones, San Jose St. | WR | JR | 11 | 20 | 105 | 0 | 5.25 | 1.82 |
| 82. | Michael Franklin, San Diego St. | RB | SR | 12 | 20 | 105 | 0 | 5.25 | 1.67 |
| 84. | Reggie Lindsey, UAB | WR | SR | 11 | 15 | 77 | 0 | 5.13 | 1.36 |
| 85. | Wes Williams, Idaho | CB | FR | 9 | 16 | 80 | 0 | 5.00 | 1.78 |
| 86. | Brandon McDonald, Memphis | DB | JR | 12 | 32 | 153 | 0 | 4.78 | 2.67 |
| 87. | Kenny McKinley, South Carolina | WR | FR | 12 | 18 | 83 | 0 | 4.61 | 1.50 |
| 88. | Ibrahim Halsey, Illinois | RB | JR | 11 | 16 | 73 | 0 | 4.56 | 1.45 |
| 89. | Willie Idlette, Wake Forest | WR | JR | 11 | 24 | 96 | 0 | 4.00 | 2.18 |
| 90. | Chubb Small, Marshall | RB | FR | 11 | 15 | 56 | 0 | 3.73 | 1.36 |
| * | Terence Hall, Fla. Atlantic | RB | FR | 10 | 14 | 68 | 0 | 4.86 | 1.40 |

Kickoff Returns

| Rank | Player | Pos | Cl. | G | Ret | Yds | TD | Yds/Ret | Ret/Gm |
|------|--------------------------------------|-----|-----|----|-----|-----|----|---------|--------|
| 1. | Jonathan Stewart, Oregon | RB | FR | 10 | 12 | 404 | 2 | 33.67 | 1.20 |
| 2. | Felix Jones, Arkansas | TB | FR | 11 | 17 | 543 | 1 | 31.94 | 1.55 |
| 3. | Cory Rodgers, TCU | WR | JR | 12 | 17 | 515 | 2 | 30.29 | 1.42 |
| 4. | Ted Ginn Jr., Ohio St. | WR | SO | 12 | 18 | 532 | 1 | 29.56 | 1.50 |
| 5. | Tony Pennymann, Utah St. | WR | JR | 10 | 23 | 675 | 2 | 29.35 | 2.30 |
| 6. | Darrell Blackman, North Carolina St. | RB | SO | 12 | 20 | 582 | 0 | 29.10 | 1.67 |
| 7. | Adam Jennings, Fresno St. | DB | SR | 12 | 20 | 580 | 0 | 29.00 | 1.67 |
| 8. | Steve Breaston, Michigan | WR | SR | 11 | 23 | 646 | 1 | 28.09 | 2.09 |
| 9. | Brandon Williams, Wisconsin | WR | SR | 13 | 22 | 616 | 0 | 28.00 | 1.69 |
| 10. | Lee Marks, Boise St. | RB | SR | 13 | 17 | 474 | 1 | 27.88 | 1.31 |
| 11. | Jovon Bouknight, Wyoming | WR | SR | 11 | 20 | 555 | 0 | 27.75 | 1.82 |
| 12. | Patrick Jackson, Louisiana Tech | RB | FR | 10 | 17 | 471 | 0 | 27.71 | 1.70 |
| 13. | Jessie Henderson, SMU | RB | FR | 11 | 24 | 663 | 1 | 27.63 | 2.18 |
| 14. | Shaun Rochon, Baylor | WR | SR | 11 | 20 | 548 | 1 | 27.40 | 1.82 |
| 15. | T.J. Rushing, Stanford | DB | SR | 11 | 21 | 575 | 2 | 27.38 | 1.91 |
| 16. | Terry Richardson, Arizona St. | WR | JR | 11 | 23 | 629 | 0 | 27.35 | 2.09 |
| 17. | Trestin George, San Jose St. | DB | SR | 11 | 16 | 436 | 1 | 27.25 | 1.45 |
| 18. | Scott Mayle, Ohio | WR | JR | 11 | 21 | 572 | 1 | 27.24 | 1.91 |
| 19. | A.J. Harris, Northern Ill. | RB | SR | 10 | 15 | 408 | 0 | 27.20 | 1.50 |
| 20. | Jakari Wallace, Minnesota | WR | SR | 12 | 20 | 540 | 0 | 27.00 | 1.67 |
| 21. | Chubb Small, Marshall | RB | FR | 11 | 21 | 544 | 1 | 25.90 | 1.91 |
| 22. | Brandon Tate, North Carolina | WR | FR | 11 | 21 | 542 | 1 | 25.81 | 1.91 |
| 22. | Cedric Peerman, Virginia | RB | FR | 12 | 21 | 542 | 0 | 25.81 | 1.75 |
| 24. | Leodis McKelvin, Troy | DB | SO | 11 | 24 | 619 | 1 | 25.79 | 2.18 |
| 25. | Draak Davis, Kentucky | RB | SR | 11 | 18 | 461 | 0 | 25.61 | 1.64 |
| 26. | Karlos Whittaker, Navy | RB | FR | 10 | 21 | 537 | 0 | 25.57 | 2.10 |
| 27. | Syndric Steptoe, Arizona | WR | JR | 10 | 19 | 484 | 0 | 25.47 | 1.90 |
| 28. | Greg Kirkwood, Air Force | WR | SR | 11 | 14 | 355 | 0 | 25.36 | 1.27 |
| 29. | Demond Williams, Michigan St. | CB | JR | 11 | 17 | 431 | 1 | 25.35 | 1.55 |
| 30. | Chad Simpson, South Fla. | RB | SO | 10 | 16 | 404 | 1 | 25.25 | 1.60 |
| 31. | Dante Love, Ball St. | QB | FR | 11 | 22 | 546 | 1 | 24.82 | 2.00 |
| 32. | Quinton Jones, Boise St. | DB | JR | 13 | 30 | 741 | 0 | 24.70 | 2.31 |
| 33. | DeAndre Jackson, Iowa St. | DB | JR | 12 | 24 | 590 | 0 | 24.58 | 2.00 |
| 34. | Willie Foster, Rutgers | WR | JR | 12 | 30 | 736 | 1 | 24.53 | 2.50 |
| 35. | Lamar Herron, Oregon St. | DB | SO | 11 | 22 | 534 | 0 | 24.27 | 2.00 |
| 36. | Devin Aromashodu, Auburn | WR | SR | 12 | 20 | 485 | 0 | 24.25 | 1.67 |
| 37. | John Eubanks, Southern Miss. | DB | SO | 11 | 28 | 678 | 0 | 24.21 | 2.55 |
| 38. | Kenny O'Neal, Florida St. | WR | SO | 11 | 21 | 503 | 0 | 23.95 | 1.91 |
| 39. | Carlos Thomas, South Carolina | WR | FR | 11 | 21 | 502 | 0 | 23.90 | 1.91 |
| 40. | Ronnie Drummer, Duke | RB | SO | 11 | 16 | 382 | 1 | 23.88 | 1.45 |
| 41. | Dorien Bryant, Purdue | WR | SO | 11 | 21 | 500 | 1 | 23.81 | 1.91 |
| 42. | Wes Williams, Idaho | CB | FR | 9 | 11 | 260 | 0 | 23.64 | 1.22 |
| 43. | Daniel McLemore, Oklahoma St. | DB | SR | 11 | 27 | 638 | 0 | 23.63 | 2.45 |
| 44. | Domenik Hixon, Akron | WR | SR | 13 | 30 | 705 | 0 | 23.50 | 2.31 |
| 44. | Tony Temple, Missouri | RB | SO | 10 | 16 | 376 | 0 | 23.50 | 1.60 |

| Rank | Player | Pos | Cl. | G | Ret | Yds | TD | Yds/Ret | Ret/Gm |
|------|------------------------------------|-----|-----|----|-----|-----|----|---------|--------|
| 44. | Tyson Browning, Georgia | WR | SR | 10 | 12 | 282 | 0 | 23.50 | 1.20 |
| 47. | Lorenzo Bursey, Washington St. | RB | SO | 10 | 19 | 446 | 0 | 23.47 | 1.90 |
| 48. | Kareem Jones, Syracuse | RB | SO | 11 | 17 | 398 | 0 | 23.41 | 1.55 |
| 49. | Ashlan Davis, Tulsa | WR | SR | 11 | 33 | 767 | 1 | 23.24 | 3.00 |
| 50. | Jo Jo Walker, Maryland | WR | SR | 11 | 29 | 674 | 0 | 23.24 | 2.64 |
| 51. | Brent Casteel, Utah | WR | FR | 12 | 20 | 464 | 0 | 23.20 | 1.67 |
| 52. | Pierre Thomas, Illinois | RB | JR | 11 | 20 | 461 | 0 | 23.05 | 1.82 |
| 53. | Montrell Jones, Louisville | WR | SR | 12 | 17 | 389 | 0 | 22.88 | 1.42 |
| 54. | Richard Davis, Toledo | RB | FR | 12 | 17 | 387 | 1 | 22.76 | 1.42 |
| 55. | Lance Bennett, Indiana | RB | JR | 11 | 24 | 544 | 0 | 22.67 | 2.18 |
| 56. | David Grimes, Notre Dame | WR | FR | 11 | 15 | 338 | 0 | 22.53 | 1.36 |
| 57. | Chris Markey, UCLA | RB | SO | 12 | 17 | 383 | 0 | 22.53 | 1.42 |
| 58. | Lucas Taylor, Tennessee | WR | FR | 9 | 19 | 428 | 0 | 22.53 | 2.11 |
| 59. | Norris Drinkard, UAB | WR | JR | 11 | 15 | 336 | 0 | 22.40 | 1.36 |
| 59. | Johnnie Lee Higgins Jr., UTEP | WR | JR | 12 | 20 | 448 | 0 | 22.40 | 1.67 |
| 61. | Trumaine Riley, Eastern Mich. | WR | JR | 10 | 22 | 492 | 0 | 22.36 | 2.20 |
| 62. | Cleannord Sainfil, Middle Tenn. | WR | SR | 11 | 17 | 379 | 0 | 22.29 | 1.55 |
| 63. | Gerard Hamlett, Northwestern | RB | FR | 11 | 21 | 468 | 0 | 22.29 | 1.91 |
| 64. | Joseph Doss, Memphis | RB | SO | 12 | 19 | 423 | 0 | 22.26 | 1.58 |
| 65. | Israel Route, Tulane | DB | JR | 10 | 23 | 512 | 1 | 22.26 | 2.30 |
| 66. | Will Blackmon, Boston College | WR | SR | 12 | 22 | 489 | 0 | 22.23 | 1.83 |
| 67. | Antonio Lewis, West Virginia | DB | SO | 12 | 17 | 376 | 0 | 22.12 | 1.42 |
| 68. | David Jones, Kentucky | DB | FR | 10 | 15 | 328 | 0 | 21.87 | 1.50 |
| 69. | Chris Johnson, East Caro. | RB | SO | 11 | 21 | 459 | 0 | 21.86 | 1.91 |
| 70. | Ricky Wilson, Houston | DB | SO | 11 | 18 | 390 | 0 | 21.67 | 1.64 |
| 71. | Kevin Robinson, Utah St. | WR | SO | 11 | 23 | 498 | 0 | 21.65 | 2.09 |
| 72. | Andre Taylor, Hawaii | WR | JR | 11 | 28 | 600 | 0 | 21.43 | 2.55 |
| 73. | Roy Lewis, Washington | CB | SO | 10 | 12 | 257 | 0 | 21.42 | 1.20 |
| 74. | Earl Bennett, Vanderbilt | WR | FR | 11 | 19 | 405 | 0 | 21.32 | 1.73 |
| 75. | Chris Davis, Duke | DB | SO | 11 | 20 | 425 | 0 | 21.25 | 1.82 |
| 76. | Michael Johnson, Virginia | RB | JR | 11 | 16 | 336 | 0 | 21.00 | 1.45 |
| 77. | Reggie Smith, Oklahoma | DB | FR | 12 | 18 | 377 | 0 | 20.94 | 1.50 |
| 78. | Marlon Lucky, Nebraska | RB | FR | 12 | 15 | 313 | 0 | 20.87 | 1.25 |
| 79. | Marshawn Lynch, California | RB | SO | 10 | 13 | 271 | 0 | 20.85 | 1.30 |
| 80. | Donell Wheaton, UNLV | WR | JR | 10 | 12 | 248 | 0 | 20.67 | 1.20 |
| 81. | Chris Woods, Georgia Tech | RB | SR | 11 | 17 | 346 | 0 | 20.35 | 1.55 |
| 82. | Shawn Bayes, Kent St. | WR | FR | 11 | 18 | 366 | 0 | 20.33 | 1.64 |
| 83. | George Hill, Colorado St. | WR | SO | 12 | 31 | 626 | 0 | 20.19 | 2.58 |
| 84. | Weldon Brown, Louisiana Tech | RB | FR | 11 | 18 | 362 | 0 | 20.11 | 1.64 |
| 85. | Jason Venson, UCF | DB | SO | 11 | 15 | 301 | 0 | 20.07 | 1.36 |
| 86. | Derek Pegues, Mississippi St. | DB | FR | 11 | 28 | 559 | 0 | 19.96 | 2.55 |
| 87. | Cassen Jackson-Garriso, Vanderbilt | RB | SO | 11 | 15 | 299 | 0 | 19.93 | 1.36 |
| 88. | Mike Daniels, Cincinnati | RB | JR | 10 | 14 | 279 | 0 | 19.93 | 1.40 |
| 88. | Reggie Lindsey, UAB | WR | SR | 11 | 14 | 279 | 0 | 19.93 | 1.27 |
| 90. | Scott Wesley, Army | RB | SR | 11 | 42 | 833 | 0 | 19.83 | 3.82 |
| 91. | Johnny Quinn, North Texas | WR | JR | 11 | 26 | 513 | 0 | 19.73 | 2.36 |
| 92. | Skyler Green, LSU | WR | SR | 13 | 18 | 355 | 0 | 19.72 | 1.38 |
| 93. | Chris Hawkins, Marshall | DB | SR | 11 | 14 | 276 | 0 | 19.71 | 1.27 |
| 94. | Joe Merritt, La.-Monroe | WR | JR | 11 | 16 | 315 | 0 | 19.69 | 1.45 |
| 94. | Brandon King, Rice | DB | FR | 11 | 16 | 315 | 0 | 19.69 | 1.45 |
| 96. | Breyon Jones, Brigham Young | WR | SR | 9 | 28 | 551 | 0 | 19.68 | 3.11 |
| 97. | Gabriel Fulbright, New Mexico | DB | SR | 11 | 17 | 333 | 0 | 19.59 | 1.55 |
| 98. | Markus Manson, Florida | RB | FR | 12 | 16 | 313 | 0 | 19.56 | 1.33 |
| 99. | Antwan Sherman, Idaho | RB | SR | 10 | 19 | 367 | 0 | 19.32 | 1.90 |
| 100. | Reggie Campbell, Navy | RB | SO | 12 | 15 | 287 | 0 | 19.13 | 1.25 |

Field Goals

| Rank | Player | Pos | Cl. | G | FGA | FGM | Pct. | FG/Gm |
|------|--------------------------------|-----|-----|----|-----|-----|------|-------|
| 1. | Paul Martinez, Oregon | K | JR | 9 | 24 | 19 | .792 | 2.11 |
| 2. | Alexis Serna, Oregon St. | K | SO | 11 | 28 | 23 | .821 | 2.09 |
| 3. | Jad Dean, Clemson | K | JR | 12 | 31 | 24 | .774 | 2.00 |
| 4. | Darren McCaleb, Southern Miss. | K | JR | 12 | 28 | 23 | .821 | 1.92 |
| 5. | Josh Huston, Ohio St. | K | SR | 12 | 28 | 22 | .786 | 1.83 |
| 5. | Stephen Gosikowski, Memphis | K | SR | 12 | 25 | 22 | .880 | 1.83 |
| 7. | Brandon Coutu, Georgia | K | SO | 13 | 29 | 23 | .793 | 1.77 |
| 8. | Connor Hughes, Virginia | K | SR | 12 | 24 | 21 | .875 | 1.75 |
| 9. | Sam Swank, Wake Forest | K | FR | 11 | 24 | 19 | .792 | 1.73 |
| 9. | Todd Soderquist, Miami (Ohio) | K | SR | 11 | 27 | 19 | .704 | 1.73 |
| 11. | Mason Crosby, Colorado | K | JR | 13 | 29 | 22 | .759 | 1.69 |
| 12. | Jeremy Ito, Rutgers | K | SO | 12 | 27 | 20 | .741 | 1.67 |
| 13. | Andrew Wellock, Eastern Mich. | K | JR | 11 | 25 | 18 | .720 | 1.64 |
| 13. | Danny Horwedel, Louisiana Tech | K | SO | 11 | 26 | 18 | .692 | 1.64 |
| 13. | Chris McMurtry, SMU | K | SR | 11 | 22 | 18 | .818 | 1.64 |
| 16. | Garrett Rivas, Michigan | K | JR | 12 | 26 | 19 | .731 | 1.58 |
| 16. | Jordan Congdon, Nebraska | K | FR | 12 | 23 | 19 | .826 | 1.58 |
| 18. | Josh Cummings, Pittsburgh | K | SR | 9 | 19 | 14 | .737 | 1.56 |
| 19. | Dan Ennis, Maryland | K | | | | | | |

| Rank, Player | Pos | Cl. | G | FGA | FGM | Pct. | FG/Gm | Rank, Player | Pos | Cl. | G | FGA | FGM | Pct. | FG/Gm |
|---|-----|-----|----|-----|-------|------|-------|---|-----|-----|----|-----|------|------|-------|
| 21. Reagan Schneider, UTEP.....K | JR | 12 | 23 | 18 | .783 | 1.50 | | 61. Taylor Mehlhaff, Wisconsin.....K | SO | 13 | 20 | 14 | .700 | 1.08 | |
| 22. Brandon Pace, Virginia Tech.....K | JR | 13 | 22 | 19 | .864 | 1.46 | | 61. Jason Swiger, Akron.....K | KR | 13 | 20 | 14 | .700 | 1.08 | |
| 23. Jamie Christensen, Alabama.....K | SO | 11 | 25 | 16 | .640 | 1.45 | | 61. David Pino, Texas.....K | SR | 13 | 18 | 14 | .778 | 1.08 | |
| 23. Mike Barrow, Idaho.....K | JR | 11 | 19 | 16 | .842 | 1.45 | | 64. Connor Barth, North Carolina.....K | SO | 11 | 21 | 11 | .524 | 1.00 | |
| 23. Ryan Havens, Baylor.....K | JR | 11 | 23 | 16 | .696 | 1.45 | | 64. Brett Jaekle, Nevada.....K | KR | 12 | 15 | 12 | .800 | 1.00 | |
| 26. Kyle Schlicher, Iowa.....K | JR | 12 | 21 | 17 | .810 | 1.42 | | 64. Evan Knudson, Washington.....K | SR | 11 | 15 | 11 | .733 | 1.00 | |
| 27. Brad DeVault, Tulsa.....K | SR | 13 | 21 | 18 | .857 | 1.38 | | 64. John Vaughn, Auburn.....K | JR | 12 | 20 | 12 | .600 | 1.00 | |
| 28. Michael Sgroi, Stanford.....K | SR | 11 | 23 | 15 | .652 | 1.36 | | 64. Bruce Redden, Oklahoma St.....K | JR | 11 | 14 | 11 | .786 | 1.00 | |
| 28. Todd Pegram, Texas A&M.....K | KR | 11 | 19 | 15 | .789 | 1.36 | | 64. Jared Strubeck, San Jose St.....K | FR | 11 | 18 | 11 | .611 | 1.00 | |
| 30. Kevin Kelly, Penn St.....K | FR | 12 | 23 | 16 | .696 | 1.33 | | 70. Travis Bell, Georgia Tech.....K | SO | 12 | 21 | 11 | .524 | .92 | |
| 30. Dan Beardall, Utah.....K | SR | 12 | 19 | 16 | .842 | 1.33 | | 70. Kyle Bronson, South Fla.....K | FR | 12 | 16 | 11 | .688 | .92 | |
| 32. Gary Cismesia, Florida St.....K | SO | 13 | 24 | 17 | .708 | 1.31 | | 70. D.J. Fitzpatrick, Notre Dame.....K | SR | 12 | 17 | 11 | .647 | .92 | |
| 32. Matt Prater, UCF.....K | SR | 13 | 26 | 17 | .654 | 1.31 | | 70. Joel Howells, Northwestern.....K | JR | 12 | 21 | 11 | .524 | .92 | |
| 34. Jason Reda, Illinois.....K | SO | 10 | 20 | 13 | .650 | 1.30 | | 70. Pat McAfee, West Virginia.....K | FR | 12 | 18 | 11 | .611 | .92 | |
| 34. Chris Manfredini, TCU.....K | SO | 10 | 13 | 13 | 1.000 | 1.30 | | 75. Matt Nuzie, Connecticut.....K | SR | 11 | 19 | 10 | .526 | .91 | |
| 36. Loren Langley, Washington St.....K | SO | 11 | 22 | 14 | .636 | 1.27 | | 75. Jeff Snodgrass, Kansas St.....K | JR | 11 | 16 | 10 | .625 | .91 | |
| 36. Parker Mullins, UAB.....K/P | JR | 11 | 18 | 14 | .778 | 1.27 | | 75. Scott Eberle, Air Force.....K | SR | 11 | 16 | 10 | .625 | .91 | |
| 36. James Wilhoit, Tennessee.....K | JR | 11 | 19 | 14 | .737 | 1.27 | | 75. Rick Albreski, Central Mich.....K | FR | 11 | 19 | 10 | .526 | .91 | |
| 39. John Deraney, North Carolina St.....K | JR | 12 | 20 | 15 | .750 | 1.25 | | 79. Mario Danelo, Southern California.....K | SO | 13 | 12 | 11 | .917 | .85 | |
| 39. Jon Peattie, Miami (Fla.).....K/P | JR | 12 | 20 | 15 | .750 | 1.25 | | 80. Josh Brown, South Carolina.....K | SR | 12 | 12 | 10 | .833 | .83 | |
| 39. Garrett Palmer, San Diego St.....K | SO | 12 | 17 | 15 | .882 | 1.25 | | 80. Dan Kelly, Hawaii.....K | FR | 12 | 15 | 10 | .667 | .83 | |
| 42. Bret Culbertson, Iowa St.....K | SO | 10 | 16 | 12 | .750 | 1.20 | | 82. Brian Jackson, Ball St.....K | JR | 11 | 13 | 9 | .692 | .82 | |
| 43. Jason Giannini, Minnesota.....K | FR | 11 | 19 | 13 | .684 | 1.18 | | 82. Justin Koening, Army.....K | JR | 11 | 12 | 9 | .750 | .82 | |
| 43. Chris Balseiro, Arkansas.....K | SR | 11 | 18 | 13 | .722 | 1.18 | | 82. Deric Yaussi, Wyoming.....K | SR | 11 | 16 | 9 | .563 | .82 | |
| 43. Kenny Byrd, New Mexico.....K | JR | 11 | 15 | 13 | .867 | 1.18 | | 85. Nick Bazaldua, North Texas.....K | SR | 10 | 16 | 8 | .500 | .80 | |
| 43. Justin Medlock, UCLA.....K | JR | 11 | 17 | 13 | .765 | 1.18 | | 86. Chris Jackson, LSU.....K | JR | 13 | 19 | 10 | .526 | .77 | |
| 47. Arthur Carmody, Louisville.....K | SO | 12 | 16 | 14 | .875 | 1.17 | | 87. Ryan Ohliger, Boston College.....K | SO | 12 | 14 | 9 | .643 | .75 | |
| 47. Scott Webb, Kansas.....K | SO | 12 | 19 | 14 | .737 | 1.17 | | 87. Joey Bullen, Navy.....K | SO | 12 | 12 | 9 | .750 | .75 | |
| 47. Garrett Hartley, Oklahoma.....K | SO | 12 | 22 | 14 | .636 | 1.17 | | 87. Tom Schneider, California.....K | SO | 12 | 16 | 9 | .563 | .75 | |
| 47. Adam Crossett, Missouri.....K | SO | 12 | 20 | 14 | .700 | 1.17 | | 87. Jesse Ainsworth, Arizona St.....K | JR | 12 | 11 | 9 | .818 | .75 | |
| 47. Jared McLaughlin, Brigham Young.....K | SO | 12 | 19 | 14 | .737 | 1.17 | | 87. Chris Nendick, Northern Ill.....K | SO | 12 | 13 | 9 | .692 | .75 | |
| 52. Greg Whibbs, Troy.....K | SO | 10 | 20 | 11 | .550 | 1.10 | | 92. Ben Jones, Purdue.....K | SR | 11 | 14 | 8 | .571 | .73 | |
| 53. Nate Meyer, Western Mich.....K | JR | 11 | 19 | 12 | .632 | 1.09 | | 92. Travis Mayle, Kent St.....K | SR | 11 | 11 | 8 | .727 | .73 | |
| 53. Taylor Begley, Kentucky.....K | SR | 11 | 15 | 12 | .800 | 1.09 | | 94. Joe Sorgan, Duke.....K | FR | 9 | 8 | 6 | .750 | .67 | |
| 53. Sergio Aguayo, UNLV.....K | SO | 11 | 16 | 12 | .750 | 1.09 | | 94. Ben Bell, Houston.....K | FR | 12 | 12 | 8 | .667 | .67 | |
| 53. Bryan Hahnfeldt, Vanderbilt.....K | FR | 11 | 17 | 12 | .706 | 1.09 | | 96. Sean Comiskey, La-Lafayette.....K | SR | 11 | 11 | 7 | .636 | .64 | |
| 57. Eric Neihouse, Arkansas St.....K | SR | 12 | 22 | 13 | .591 | 1.08 | | 96. Nicholas Folk, Arizona.....K | JR | 11 | 11 | 7 | .636 | .64 | |
| 57. Alex Trlica, Texas Tech.....K | SO | 12 | 18 | 13 | .722 | 1.08 | | 96. Ian O'Connor, Marshall.....K | JR | 11 | 14 | 7 | .500 | .64 | |
| 57. Chris Hetland, Florida.....K | JR | 12 | 16 | 13 | .813 | 1.08 | | 96. Colby Smith, Middle Tenn.....K/P | KR | 11 | 16 | 7 | .438 | .64 | |
| 57. Jason Robbins, Toledo.....K | SR | 12 | 13 | 13 | 1.000 | 1.08 | | 100. Justin Hamblin, Utah St.....K | JR | 11 | 14 | 6 | .429 | .55 | |
| | | | | | | | | * Adam Moss, Florida Int'l.....K | SR | 11 | 14 | 11 | .786 | 1.00 | |

Scoring

| Rank, Player | Pos | Cl. | G | TD | OKM | OKA | FGM | FGA | Pts | Pts/Gm |
|--|-----|-----|----|----|-----|-----|-----|-----|-------|--------|
| 1. Michael Bush, Louisville.....RB | JR | 10 | 24 | 0 | 0 | 0 | 0 | 144 | 14.40 | |
| 2. LenDale White, Southern California.....RB | JR | 13 | 26 | 0 | 0 | 0 | 0 | 156 | 12.00 | |
| 3. Steve Slaton, West Virginia.....RB | FR | 10 | 19 | 0 | 0 | 0 | 0 | 114 | 11.40 | |
| 4. Garrett Wolfe, Northern Ill.....RB | JR | 9 | 17 | 0 | 0 | 0 | 0 | 102 | 11.33 | |
| 5. Brian Calhoun, Wisconsin.....RB | JR | 13 | 24 | 0 | 0 | 0 | 0 | 144 | 11.08 | |
| 6. Taurean Henderson, Texas Tech.....RB | SR | 12 | 22 | 0 | 0 | 0 | 0 | 132 | 11.00 | |
| 7. DeAngelo Williams, Memphis.....RB | SR | 11 | 19 | 0 | 0 | 0 | 0 | 114 | 10.36 | |
| 8. Maurice Drew, UCLA.....RB | JR | 12 | 20 | 0 | 0 | 0 | 0 | 120 | 10.00 | |
| 9. Gary Russell, Minnesota.....RB | SO | 12 | 19 | 0 | 0 | 0 | 0 | 116 | 9.67 | |
| 10. DonTrell Moore, New Mexico.....RB | SR | 11 | 17 | 0 | 0 | 0 | 0 | 104 | 9.45 | |
| 11. Jerome Harrison, Washington St.....RB | SR | 11 | 17 | 0 | 0 | 0 | 0 | 102 | 9.27 | |
| 12. Paul Martinez, Oregon.....K | JR | 9 | 0 | 26 | 30 | 19 | 24 | 83 | 9.22 | |
| 13. Alexis Serna, Oregon St.....K | SO | 11 | 0 | 32 | 32 | 23 | 28 | 101 | 9.18 | |
| 14. Josh Huston, Ohio St.....K | SR | 12 | 0 | 44 | 45 | 22 | 28 | 110 | 9.17 | |
| 15. Todd Soderquist, Miami (Ohio).....K | SR | 11 | 0 | 43 | 44 | 19 | 27 | 100 | 9.09 | |
| 16. Tyrell Sutton, Northwestern.....RB | FR | 12 | 18 | 0 | 0 | 0 | 0 | 108 | 9.00 | |
| 17. Mario Danelo, Southern California.....K | SO | 13 | 0 | 83 | 86 | 11 | 12 | 116 | 8.92 | |
| 18. Darren McCaleb, Southern Miss.....K | JR | 12 | 0 | 38 | 39 | 23 | 28 | 107 | 8.92 | |
| 19. Jad Dean, Clemson.....K | JR | 12 | 0 | 34 | 35 | 24 | 31 | 106 | 8.83 | |
| 20. Reggie Bush, Southern California.....RB | JR | 13 | 19 | 0 | 0 | 0 | 0 | 114 | 8.77 | |
| 20. Brandon Coutu, Georgia.....K | SO | 13 | 0 | 45 | 45 | 23 | 29 | 114 | 8.77 | |
| 22. Arthur Carmody, Louisville.....K | SO | 12 | 0 | 63 | 65 | 14 | 16 | 105 | 8.75 | |
| 23. David Pino, Texas.....K | SR | 13 | 0 | 71 | 77 | 14 | 18 | 113 | 8.69 | |
| 24. Brian Leonard, Rutgers.....RB | JR | 12 | 17 | 0 | 0 | 0 | 0 | 102 | 8.50 | |
| 24. Brad Smith, Missouri.....QB | SR | 12 | 16 | 0 | 0 | 0 | 0 | 102 | 8.50 | |
| 26. Stephen Gostkowski, Memphis.....K | SR | 12 | 0 | 35 | 35 | 22 | 25 | 101 | 8.42 | |
| 27. Jeremy Ito, Rutgers.....K | SO | 12 | 0 | 40 | 40 | 20 | 27 | 100 | 8.33 | |
| 28. Brandon Pace, Virginia Tech.....K | JR | 13 | 0 | 51 | 52 | 19 | 22 | 108 | 8.31 | |
| 29. Connor Hughes, Virginia.....K | SR | 12 | 0 | 36 | 36 | 21 | 24 | 99 | 8.25 | |
| 29. Alex Trlica, Texas Tech.....K | SO | 12 | 0 | 60 | 60 | 13 | 18 | 99 | 8.25 | |
| 29. Kevin Kelly, Penn St.....K | FR | 12 | 0 | 49 | 50 | 16 | 23 | 99 | 8.25 | |
| 32. Steve Sanders, Bowling Green.....WR | SR | 11 | 15 | 0 | 0 | 0 | 0 | 90 | 8.18 | |
| 33. Curtis Brown, Brigham Young.....RB | JR | 12 | 16 | 0 | 0 | 0 | 0 | 98 | 8.17 | |
| 34. Justin Medlock, UCLA.....K | JR | 11 | 0 | 50 | 50 | 13 | 17 | 89 | 8.09 | |
| 35. Danny Horwedel, Louisiana Tech.....K | SO | 11 | 0 | 34 | 38 | 18 | 26 | 88 | 8.00 | |
| 36. Brad DeVault, Tulsa.....K | SR | 13 | 0 | 49 | 51 | 18 | 21 | 103 | 7.92 | |
| 37. Reagan Schneider, UTEP.....K | JR | 12 | 0 | 41 | 41 | 18 | 23 | 95 | 7.92 | |

| Rank | Player | Pos | Cl. | G | TD | OKM | OKA | FGM | FGA | Pts | Pts/Gm |
|------|-------------------------------------|-----|-----|----|----|-----|-----|-----|-----|-----|--------|
| 38. | Chris Manfredini, TCU | K | SO | 10 | 0 | 40 | 44 | 13 | 13 | 79 | 7.90 |
| 39. | Kyle Schlicher, Iowa | K | JR | 12 | 0 | 43 | 44 | 17 | 21 | 94 | 7.83 |
| 40. | Sam Swank, Wake Forest | K | FR | 11 | 0 | 29 | 29 | 19 | 24 | 86 | 7.82 |
| 40. | Todd Pegram, Texas A&M | K | SR | 11 | 0 | 41 | 41 | 15 | 19 | 86 | 7.82 |
| 42. | Jason Hill, Washington St. | WR | JR | 10 | 13 | 0 | 0 | 0 | 0 | 78 | 7.80 |
| 43. | Jason Robbins, Toledo | K | SR | 12 | 0 | 54 | 55 | 13 | 13 | 93 | 7.75 |
| 44. | Martin Nance, Miami (Ohio) | WR | SR | 11 | 14 | 0 | 0 | 0 | 0 | 84 | 7.64 |
| 44. | Greg Jennings, Western Mich. | WR | SR | 11 | 14 | 0 | 0 | 0 | 0 | 84 | 7.64 |
| 44. | Eugene Gross, Middle Tenn. | RB | JR | 11 | 14 | 0 | 0 | 0 | 0 | 84 | 7.64 |
| 44. | Adrian Peterson, Oklahoma | RB | SO | 11 | 14 | 0 | 0 | 0 | 0 | 84 | 7.64 |
| 44. | Yvenson Bernard, Oregon St. | RB | SO | 11 | 14 | 0 | 0 | 0 | 0 | 84 | 7.64 |
| 49. | Mason Crosby, Colorado | K | JR | 13 | 0 | 32 | 32 | 22 | 29 | 98 | 7.54 |
| 49. | Taylor Mehlhaff, Wisconsin | K | SO | 13 | 0 | 56 | 58 | 14 | 20 | 98 | 7.54 |
| 51. | Garrett Rivas, Michigan | K | JR | 12 | 0 | 33 | 35 | 19 | 26 | 90 | 7.50 |
| 51. | Jeff Samardzija, Notre Dame | WR | JR | 12 | 15 | 0 | 0 | 0 | 0 | 90 | 7.50 |
| 51. | Andre Hall, South Fla. | RB | SR | 12 | 15 | 0 | 0 | 0 | 0 | 90 | 7.50 |
| 54. | Dwayne Jarrett, Southern California | WR | SO | 13 | 16 | 0 | 0 | 0 | 0 | 96 | 7.38 |
| 54. | Wendell Mathis, Fresno St. | RB | SR | 13 | 16 | 0 | 0 | 0 | 0 | 96 | 7.38 |
| 56. | Robert Lee, East Caro. | K | JR | 11 | 0 | 30 | 30 | 17 | 19 | 81 | 7.36 |
| 57. | Jared McLaughlin, Brigham Young | K | SO | 12 | 0 | 46 | 48 | 14 | 19 | 88 | 7.33 |
| 57. | Dan Beardall, Utah | K | SR | 12 | 0 | 40 | 42 | 16 | 19 | 88 | 7.33 |
| 57. | Jordan Congdon, Nebraska | K | FR | 12 | 0 | 31 | 32 | 19 | 23 | 88 | 7.33 |
| 60. | Loren Langley, Washington St. | K | SO | 11 | 0 | 38 | 41 | 14 | 22 | 80 | 7.27 |
| 61. | Parker Mullins, UAB | K/P | JR | 11 | 0 | 37 | 37 | 14 | 18 | 79 | 7.18 |
| 62. | John Vaughn, Auburn | K | JR | 12 | 0 | 50 | 50 | 12 | 20 | 86 | 7.17 |
| 62. | Brett Jaekle, Nevada | K | FR | 12 | 0 | 50 | 53 | 12 | 15 | 86 | 7.17 |
| 64. | Gary Cismesia, Florida St. | K | SO | 13 | 0 | 42 | 43 | 17 | 24 | 93 | 7.15 |
| 65. | Nate Meyer, Western Mich. | K | JR | 11 | 0 | 42 | 44 | 12 | 19 | 78 | 7.09 |
| 65. | Sidney Rice, South Carolina | WR | FR | 11 | 13 | 0 | 0 | 0 | 0 | 78 | 7.09 |
| 67. | D.J. Fitzpatrick, Notre Dame | K | SR | 12 | 0 | 52 | 54 | 11 | 17 | 85 | 7.08 |
| 68. | Michael Sgroi, Stanford | K | SR | 11 | 0 | 32 | 32 | 15 | 23 | 77 | 7.00 |
| 68. | Davone Bess, Hawaii | WR | FR | 12 | 14 | 0 | 0 | 0 | 0 | 84 | 7.00 |
| 68. | Bret Culbertson, Iowa St. | K | SO | 10 | 0 | 34 | 34 | 12 | 16 | 70 | 7.00 |
| 71. | Ramonce Taylor, Texas | RB | SO | 13 | 15 | 0 | 0 | 0 | 0 | 90 | 6.92 |
| 72. | Andrew Wellock, Eastern Mich. | K | JR | 11 | 0 | 22 | 24 | 18 | 25 | 76 | 6.91 |
| 73. | Jason Giannini, Minnesota | K | FR | 11 | 0 | 36 | 44 | 13 | 19 | 75 | 6.82 |
| 73. | Chris McMurtray, SMU | K | SR | 11 | 0 | 21 | 22 | 18 | 22 | 75 | 6.82 |
| 75. | Josh Cummings, Pittsburgh | K | SR | 9 | 0 | 19 | 19 | 14 | 19 | 61 | 6.78 |
| 76. | Pat McAfee, West Virginia | K | FR | 12 | 0 | 48 | 49 | 11 | 18 | 81 | 6.75 |
| 76. | Garrett Palmer, San Diego St. | K | SO | 12 | 0 | 36 | 38 | 15 | 17 | 81 | 6.75 |
| 76. | Adam Crosseit, Missouri | K | SO | 12 | 0 | 39 | 42 | 14 | 20 | 81 | 6.75 |
| 79. | Dan Ennis, Maryland | K | JR | 11 | 0 | 23 | 25 | 17 | 25 | 74 | 6.73 |
| 79. | Julius Crosslin, Oklahoma St. | RB | SO | 11 | 12 | 0 | 0 | 0 | 0 | 74 | 6.73 |
| 81. | Jesse Ainsworth, Arizona St. | K | JR | 12 | 0 | 53 | 53 | 9 | 11 | 80 | 6.67 |
| 82. | Jamie Christensen, Alabama | K | SO | 11 | 0 | 25 | 26 | 16 | 25 | 73 | 6.64 |
| 83. | Garrett Hartley, Oklahoma | K | SO | 12 | 0 | 37 | 38 | 14 | 22 | 79 | 6.58 |
| 83. | Joey Bullen, Navy | K | SO | 12 | 0 | 52 | 53 | 9 | 12 | 79 | 6.58 |
| 83. | Jon Peattie, Miami (Fla.) | P | JR | 12 | 0 | 34 | 39 | 15 | 20 | 79 | 6.58 |
| 86. | Tyrell Fenroy, La.-Lafayette | RB | SR | 11 | 12 | 0 | 0 | 0 | 0 | 72 | 6.55 |
| 86. | Jovon Bouknight, Wyoming | WR | SR | 11 | 12 | 0 | 0 | 0 | 0 | 72 | 6.55 |
| 86. | Kenny Byrd, New Mexico | K | JR | 11 | 0 | 33 | 38 | 13 | 15 | 72 | 6.55 |
| 89. | Ryan Kock, Iowa St. | RB | JR | 12 | 13 | 0 | 0 | 0 | 0 | 78 | 6.50 |
| 89. | Kenny Irons, Auburn | RB | JR | 12 | 13 | 0 | 0 | 0 | 0 | 78 | 6.50 |
| 89. | Robert Hubbard, Nevada | RB | SR | 12 | 13 | 0 | 0 | 0 | 0 | 78 | 6.50 |
| 89. | B.J. Mitchell, Nevada | RB | SR | 12 | 13 | 0 | 0 | 0 | 0 | 78 | 6.50 |
| 89. | Ryan Grice-Mullen, Hawaii | WR | FR | 12 | 13 | 0 | 0 | 0 | 0 | 78 | 6.50 |
| 89. | Joel Howells, Northwestern | K | JR | 12 | 0 | 45 | 48 | 11 | 21 | 78 | 6.50 |
| 89. | Sam Hurd, Northern Ill. | WR | SR | 12 | 13 | 0 | 0 | 0 | 0 | 78 | 6.50 |
| 96. | Brett Biggs, Akron | RB | SR | 13 | 14 | 0 | 0 | 0 | 0 | 84 | 6.46 |
| 97. | Chris Nendick, Northern Ill. | K | SO | 12 | 0 | 50 | 50 | 9 | 13 | 77 | 6.42 |
| 97. | Tom Schneider, California | K | SO | 12 | 0 | 50 | 52 | 9 | 16 | 77 | 6.42 |
| 97. | Chris Hetland, Florida | K | JR | 12 | 0 | 38 | 40 | 13 | 16 | 77 | 6.42 |
| 100. | Chris Balseiro, Arkansas | K | SR | 11 | 0 | 31 | 32 | 13 | 18 | 70 | 6.36 |
| 100. | Ryan Havens, Baylor | K | JR | 11 | 0 | 22 | 24 | 16 | 23 | 70 | 6.36 |

STATISTICAL LEADERS

All-Purpose Running

| Rank | Player | Pos | Cl. | G | Rush | Rec | PR | KOR | Yards | Yds/Gm | Plays | Yds/Pl |
|------|----------------------------------|-----|-----|----|-------|-------|-----|-----|-------|--------|-------|--------|
| 1. | Reggie Bush, Southern California | RB | JR | 13 | 1,740 | 478 | 179 | 493 | 2,890 | 222.31 | 283 | 10.21 |
| 2. | Garrett Wolfe, Northern Ill. | RB | JR | 9 | 1,580 | 222 | 0 | 0 | 1,802 | 200.22 | 262 | 6.88 |
| 3. | Jerome Harrison, Washington St. | RB | SR | 11 | 1,900 | 206 | 0 | 7 | 2,113 | 192.09 | 333 | 6.35 |
| 4. | DeAngelo Williams, Memphis | RB | SR | 11 | 1,964 | 78 | 0 | 33 | 2,075 | 188.64 | 324 | 6.40 |
| 5. | Rafael Little, Kentucky | RB | SO | 11 | 1,045 | 449 | 355 | 133 | 1,982 | 180.18 | 267 | 7.42 |
| 6. | Brian Calhoun, Wisconsin | RB | JR | 13 | 1,636 | 571 | 0 | 0 | 2,207 | 169.77 | 401 | 5.50 |
| 7. | Domenik Hixon, Akron | WR | SR | 13 | 24 | 1,210 | 200 | 705 | 2,139 | 164.54 | 132 | 16.20 |
| 8. | Brandon Williams, Wisconsin | WR | SR | 13 | 47 | 1,095 | 380 | 616 | 2,138 | 164.46 | 114 | 18.75 |
| 9. | Marshawn Lynch, California | RB | SO | 10 | 1,246 | 125 | 0 | 271 | 1,642 | 164.20 | 224 | 7.33 |
| 10. | Jovon Bouknight, Wyoming | WR | SR | 11 | 94 | 1,116 | 0 | 555 | 1,765 | 160.45 | 104 | 16.97 |
| 11. | Laurence Maroney, Minnesota | RB | JR | 11 | 1,464 | 170 | 0 | 96 | 1,730 | 157.27 | 302 | 5.73 |
| 12. | Tyrell Sutton, Northwestern | RB | FR | 12 | 1,474 | 396 | 0 | 0 | 1,870 | 155.83 | 294 | 6.36 |
| 13. | Maurice Drew, UCLA | RB | JR | 12 | 914 | 453 | 427 | 69 | 1,863 | 155.25 | 237 | 7.86 |

| Rank, Player | Pos | Cl. | G | Rush | Rec | PR | KOR | Yards | Yds/ | | Plays | Yds/Pl |
|--|-----|-----|----|-------|-------|-----|-----|-------|--------|-------|-------|--------|
| | | | | | | | | | Gm | Plays | | |
| 14. DonTrell Moore, New Mexico | RB | SR | 11 | 1,298 | 371 | 0 | 0 | 1,669 | 151.73 | 306 | 5.45 | |
| 15. Chris Barclay, Wake Forest | RB | SR | 10 | 1,127 | 159 | 0 | 222 | 1,508 | 150.80 | 256 | 5.89 | |
| 16. Yvenson Bernard, Oregon St. | RB | SO | 11 | 1,321 | 316 | 0 | 0 | 1,637 | 148.82 | 336 | 4.87 | |
| 17. Scott Wesley, Army | RB | SR | 11 | 528 | 46 | 218 | 833 | 1,625 | 147.73 | 184 | 8.83 | |
| 18. Albert Young, Iowa | RB | SO | 12 | 1,334 | 244 | 0 | 182 | 1,760 | 146.67 | 285 | 6.18 | |
| 19. Tony Pennyman, Utah St. | WR | JR | 10 | 44 | 741 | 0 | 675 | 1,460 | 146.00 | 95 | 15.37 | |
| 20. Dorien Bryant, Purdue | WR | SO | 11 | 101 | 960 | 0 | 500 | 1,561 | 141.91 | 122 | 12.80 | |
| 21. Andre Hall, South Fla. | RB | SR | 12 | 1,374 | 321 | 0 | 0 | 1,695 | 141.25 | 296 | 5.73 | |
| 22. Mike Hass, Oregon St. | WR | SR | 11 | 18 | 1,532 | 0 | 0 | 1,550 | 140.91 | 92 | 16.85 | |
| 23. Michael Bush, Louisville | RB | JR | 10 | 1,143 | 253 | 0 | 0 | 1,396 | 139.60 | 226 | 6.18 | |
| 24. Ted Ginn Jr., Ohio St. | WR | SO | 12 | 83 | 803 | 250 | 532 | 1,668 | 139.00 | 106 | 15.74 | |
| 25. Ryne Robinson, Miami (Ohio) | WR | JR | 11 | 108 | 1,119 | 301 | 0 | 1,528 | 138.91 | 114 | 13.40 | |
| 26. Kevin Robinson, Utah St. | WR | SO | 11 | 91 | 661 | 270 | 498 | 1,520 | 138.18 | 106 | 14.34 | |
| 27. Terry Richardson, Arizona St. | WR | JR | 11 | 56 | 495 | 337 | 629 | 1,517 | 137.91 | 89 | 17.04 | |
| 28. Darren McFadden, Arkansas | TB | FR | 11 | 1,113 | 52 | 0 | 348 | 1,513 | 137.55 | 202 | 7.49 | |
| 29. Greg Jennings, Western Mich. | WR | SR | 11 | 50 | 1,259 | 172 | 20 | 1,501 | 136.45 | 130 | 11.55 | |
| 30. Chris Johnson, East Caro. | RB | SO | 11 | 684 | 356 | 0 | 459 | 1,499 | 136.27 | 232 | 6.46 | |
| 31. Ontario Sneed, Central Mich. | RB | FR | 11 | 1,065 | 433 | 0 | 0 | 1,498 | 136.18 | 271 | 5.53 | |
| 32. Charles Sharon, Bowling Green | WR | SR | 11 | 26 | 1,028 | 271 | 170 | 1,495 | 135.91 | 108 | 13.84 | |
| 33. Brett Biggs, Akron | RB | SR | 13 | 1,230 | 535 | 0 | 0 | 1,765 | 135.77 | 349 | 5.06 | |
| 34. Patrick Cobbs, North Texas | RB | SR | 11 | 1,154 | 106 | 0 | 226 | 1,486 | 135.09 | 259 | 5.74 | |
| 35. Willie Reid, Florida St. | WR | SR | 10 | 5 | 634 | 541 | 145 | 1,325 | 132.50 | 90 | 14.72 | |
| 36. Curtis Brown, Brigham Young | RB | JR | 12 | 1,123 | 454 | 0 | 0 | 1,577 | 131.42 | 263 | 6.00 | |
| 37. Quinton Ganther, Utah | RB | SR | 11 | 1,120 | 314 | 0 | 0 | 1,434 | 130.36 | 230 | 6.23 | |
| 38. Trinity Dawson, Toledo | RB | SR | 12 | 1,294 | 241 | 0 | 20 | 1,555 | 129.58 | 256 | 6.07 | |
| 39. Darius Walker, Notre Dame | RB | SO | 12 | 1,196 | 351 | 0 | 0 | 1,547 | 128.92 | 296 | 5.23 | |
| 40. Trovon Riley, Western Mich. | RB | SR | 9 | 1,004 | 149 | 0 | 0 | 1,153 | 128.11 | 237 | 4.86 | |
| 41. Cory Rodgers, TCU | WR | JR | 12 | 41 | 685 | 290 | 515 | 1,531 | 127.58 | 105 | 14.58 | |
| 42. Syndric Steptoe, Arizona | WR | JR | 10 | 73 | 493 | 221 | 484 | 1,271 | 127.10 | 84 | 15.13 | |
| 43. Steve Breaston, Michigan | WR | SR | 11 | 101 | 291 | 356 | 646 | 1,394 | 126.73 | 88 | 15.84 | |
| 44. Carlton Jones, Army | RB | SR | 10 | 1,024 | 241 | 0 | 0 | 1,265 | 126.50 | 294 | 4.30 | |
| 45. Ahmad Bradshaw, Marshall | RB | SO | 11 | 997 | 381 | 4 | 0 | 1,382 | 125.64 | 271 | 5.10 | |
| 46. Earl Bennett, Vanderbilt | WR | FR | 11 | 11 | 876 | 76 | 405 | 1,368 | 124.36 | 115 | 11.90 | |
| 47. Antonio Pittman, Ohio St. | RB | SO | 12 | 1,331 | 161 | 0 | 0 | 1,492 | 124.33 | 260 | 5.74 | |
| 48. Brandon Murphy, Miami (Ohio) | RB | SO | 10 | 1,070 | 159 | 0 | 0 | 1,229 | 122.90 | 244 | 5.04 | |
| 49. Pierre Thomas, Illinois | RB | JR | 11 | 664 | 225 | 0 | 461 | 1,350 | 122.73 | 175 | 7.71 | |
| 49. Jo Jo Walker, Maryland | WR | SR | 11 | 55 | 480 | 141 | 674 | 1,350 | 122.73 | 103 | 13.11 | |
| 51. Johnnie Lee Higgins Jr., UTEP | WR | JR | 12 | 13 | 837 | 170 | 448 | 1,468 | 122.33 | 95 | 15.45 | |
| 52. Steve Slaton, West Virginia | RB | FR | 10 | 1,128 | 95 | 0 | 0 | 1,223 | 122.30 | 217 | 5.64 | |
| 53. Rudy Burgess, Arizona St. | WR | SO | 12 | 644 | 655 | 0 | 160 | 1,459 | 121.58 | 213 | 6.85 | |
| 53. Kenny Irons, Auburn | RB | JR | 12 | 1,293 | 164 | 2 | 0 | 1,459 | 121.58 | 271 | 5.38 | |
| 55. Reggie Lindsey, UAB | WR | SR | 11 | 0 | 978 | 77 | 279 | 1,334 | 121.27 | 84 | 15.88 | |
| 56. Ashlan Davis, Tulsa | WR | SR | 11 | 20 | 451 | 85 | 767 | 1,323 | 120.27 | 88 | 15.03 | |
| 57. B.J. Mitchell, Nevada | RB | SR | 12 | 1,399 | 26 | 0 | 0 | 1,425 | 118.75 | 265 | 5.38 | |
| 58. Erick Jackson, UNLV | RB | JR | 11 | 673 | 370 | 0 | 261 | 1,304 | 118.55 | 222 | 5.87 | |
| 59. Marcus Thomas, UTEP | RB | SO | 11 | 791 | 440 | 0 | 65 | 1,296 | 117.82 | 185 | 7.01 | |
| 60. LenDale White, Southern California | RB | JR | 13 | 1,302 | 219 | 0 | 0 | 1,521 | 117.00 | 211 | 7.21 | |
| 61. Taurean Henderson, Texas Tech | RB | SR | 12 | 872 | 528 | 0 | 0 | 1,400 | 116.67 | 215 | 6.51 | |
| 62. Will Blackmon, Boston College | WR | SR | 12 | 21 | 763 | 124 | 489 | 1,397 | 116.42 | 91 | 15.35 | |
| 63. Felix Jones, Arkansas | TB | FR | 11 | 626 | 100 | 11 | 543 | 1,280 | 116.36 | 125 | 10.24 | |
| 64. Jerious Norwood, Mississippi St. | RB | SR | 11 | 1,136 | 96 | 43 | 0 | 1,275 | 115.91 | 214 | 5.96 | |
| 65. Jason Carter, Texas A&M | WR | SR | 11 | 99 | 827 | 0 | 344 | 1,270 | 115.45 | 89 | 14.27 | |
| 66. Vincent Marshall, Houston | WR | SR | 12 | 85 | 939 | 175 | 186 | 1,385 | 115.42 | 100 | 13.85 | |
| 67. Cleannord Saintil, Middle Tenn. | WR | SR | 11 | 0 | 884 | 3 | 379 | 1,266 | 115.09 | 84 | 15.07 | |
| 68. Damien Linson, Central Mich. | WR | JR | 11 | 6 | 832 | 175 | 251 | 1,264 | 114.91 | 93 | 13.59 | |
| 69. Ken Darby, Alabama | RB | JR | 12 | 1,242 | 132 | 0 | 0 | 1,374 | 114.50 | 268 | 5.13 | |
| 70. Calvin McRae, Ohio | RB | SO | 11 | 1,153 | 97 | 0 | 0 | 1,250 | 113.64 | 222 | 5.63 | |
| 71. Santonio Holmes, Ohio St. | WR | SR | 12 | 0 | 977 | 141 | 239 | 1,357 | 113.08 | 75 | 18.09 | |
| 71. Gary Russell, Minnesota | RB | SO | 12 | 1,130 | 168 | 0 | 59 | 1,357 | 113.08 | 206 | 6.59 | |
| 73. Wendell Mathis, Fresno St. | RB | SR | 13 | 1,313 | 156 | 0 | 0 | 1,469 | 113.00 | 268 | 5.48 | |
| 74. Antonio Warren, Arkansas St. | RB | SR | 10 | 1,066 | 49 | 0 | 0 | 1,115 | 111.50 | 180 | 6.19 | |
| 75. Kyle Bell, Colorado St. | RB | SO | 12 | 1,288 | 33 | 0 | 0 | 1,321 | 110.08 | 285 | 4.64 | |
| 76. Jason Hill, Washington St. | WR | JR | 10 | -4 | 1,097 | 0 | 0 | 1,093 | 109.30 | 63 | 17.35 | |
| 77. Johnny Quinn, North Texas | WR | JR | 11 | -1 | 591 | 98 | 513 | 1,201 | 109.18 | 88 | 13.65 | |
| 78. Brian Leonard, Rutgers | RB | JR | 12 | 740 | 568 | 0 | 0 | 1,308 | 109.00 | 228 | 5.74 | |
| 79. Brad Smith, Missouri | QB | SR | 12 | 1,301 | 3 | 0 | 0 | 1,304 | 108.67 | 230 | 5.67 | |
| 80. Damien Rhodes, Syracuse | RB | SR | 11 | 900 | 270 | 0 | 0 | 1,170 | 106.36 | 242 | 4.83 | |
| 81. Terrence Whitehead, Oregon | RB | SR | 11 | 679 | 490 | 0 | 0 | 1,169 | 106.27 | 208 | 5.62 | |
| 82. Montrell Jones, Louisville | WR | SR | 12 | 0 | 574 | 311 | 389 | 1,274 | 106.17 | 90 | 14.16 | |
| 82. Cory Ross, Nebraska | RB | SR | 12 | 882 | 392 | 0 | 0 | 1,274 | 106.17 | 268 | 4.75 | |
| 82. Ryan Gilbert, Houston | RB | SR | 12 | 1,037 | 237 | 0 | 0 | 1,274 | 106.17 | 191 | 6.67 | |
| 85. David Anderson, Colorado St. | WR | SR | 12 | 23 | 1,221 | 27 | 0 | 1,271 | 105.92 | 90 | 14.12 | |
| 86. Shaun Rochon, Baylor | WR | SR | 11 | 32 | 443 | 139 | 548 | 1,162 | 105.64 | 76 | 15.29 | |
| 87. Adrian Peterson, Oklahoma | RB | SO | 11 | 1,108 | 50 | 0 | 0 | 1,158 | 105.27 | 229 | 5.06 | |
| 88. Jeff Samardzija, Notre Dame | WR | JR | 12 | 13 | 1,249 | 0 | 0 | 1,262 | 105.17 | 86 | 14.67 | |
| 89. Mike Bell, Arizona | RB | SR | 11 | 952 | 197 | 0 | 0 | 1,149 | 104.45 | 218 | 5.27 | |
| 90. Tony Hunt, Penn St. | RB | JR | 12 | 1,047 | 206 | 0 | 0 | 1,253 | 104.42 | 194 | 6.46 | |
| 91. Sidney Rice, South Carolina | WR | FR | 11 | 0 | 1,143 | 0 | 0 | 1,143 | 103.91 | 70 | 16.33 | |
| 92. Ryan Grice-Mullen, Hawaii | WR | FR | 12 | 18 | 1,228 | 0 | 0 | 1,246 | 103.83 | 87 | 14.32 | |
| 93. Courtney Lewis, Texas A&M | RB | JR | 9 | 723 | 106 | 0 | 102 | 931 | 103.44 | 123 | 7.57 | |
| 94. Mike Hamilton, Oklahoma St. | RB | SO | 11 | 961 | 161 | 0 | 0 | 1,122 | 102.00 | 213 | 5.27 | |
| 94. Aundrae Allison, East Caro. | WR | SR | 11 | 65 | 1,024 | 33 | 0 | 1,122 | 102.00 | 96 | 11.69 | |

| Rank, Player | Pos | Cl. | G | Rush | Rec | PR | KOR | Yards | Yds/ Gm | Plays | Yds/Pl |
|---------------------------------|-----|-----|----|------|-------|----|-----|-------|------------|-------|--------|
| 96. Chris Markey, UCLA | RB | SO | 12 | 561 | 231 | 48 | 383 | 1,223 | 101.92 | 147 | 8.32 |
| 97. B.J. Lane, Bowling Green | RB | SR | 11 | 677 | 151 | 0 | 289 | 1,117 | 101.55 | 180 | 6.21 |
| 98. Martin Nance, Miami (Ohio) | WR | SR | 11 | 6 | 1,107 | 0 | 0 | 1,113 | 101.18 | 82 | 13.57 |
| 99. Derek Hagan, Arizona St. | WR | SR | 12 | 0 | 1,210 | 0 | 0 | 1,210 | 100.83 | 77 | 15.71 |
| 100. P.J. Daniels, Georgia Tech | RB | SR | 11 | 930 | 174 | 0 | 0 | 1,104 | 100.36 | 219 | 5.04 |

Points Responsible For

| Rank, Player | Pos | Cl. | G | Passing Conv | TD | Pts Scored | Total PRF | PRF/Gm |
|--|-----|-----|----|-----------------|----|---------------|--------------|--------|
| 1. Colt Brennan, Hawaii | QB | SO | 12 | 2 | 35 | 16 | 230 | 19.17 |
| 2. Omar Jacobs, Bowling Green | QB | JR | 9 | 1 | 26 | 8 | 166 | 18.44 |
| 3. Bruce Gradkowski, Toledo | QB | SR | 11 | 0 | 29 | 24 | 198 | 18.00 |
| 3. Vince Young, Texas | QB | JR | 13 | 1 | 26 | 76 | 234 | 18.00 |
| 5. Drew Olson, UCLA | QB | SR | 12 | 1 | 34 | 8 | 214 | 17.83 |
| 6. Cody Hodges, Texas Tech | QB | SR | 12 | 1 | 31 | 20 | 208 | 17.33 |
| 7. Brady Quinn, Notre Dame | QB | JR | 12 | 0 | 32 | 6 | 198 | 16.50 |
| 8. Paul Pinegar, Fresno St. | QB | SR | 13 | 2 | 30 | 22 | 206 | 15.85 |
| 9. Matt Leinart, Southern California | QB | SR | 13 | 0 | 28 | 36 | 204 | 15.69 |
| 10. Jordan Palmer, UTEP | QB | JR | 12 | 0 | 29 | 14 | 188 | 15.67 |
| 11. Drew Stanton, Michigan St. | QB | JR | 11 | 3 | 22 | 34 | 172 | 15.64 |
| 12. Brian Johnson, Utah | QB | SO | 10 | 0 | 18 | 48 | 156 | 15.60 |
| 13. Josh Betts, Miami (Ohio) | QB | SR | 11 | 0 | 27 | 6 | 168 | 15.27 |
| 14. Brad Smith, Missouri | QB | SR | 12 | 1 | 13 | 102 | 182 | 15.17 |
| 15. Troy Smith, Ohio St. | QB | SR | 11 | 0 | 16 | 66 | 162 | 14.73 |
| 16. Alex Brink, Washington St. | QB | SO | 11 | 1 | 24 | 14 | 160 | 14.55 |
| 17. John Beck, Brigham Young | QB | JR | 12 | 0 | 27 | 12 | 174 | 14.50 |
| 18. Michael Bush, Louisville | RB | JR | 10 | 0 | 0 | 144 | 144 | 14.40 |
| 19. Jeff Ballard, TCU | QB | JR | 9 | 0 | 13 | 50 | 128 | 14.22 |
| 20. Blake Powers, Indiana | QB | SO | 11 | 0 | 22 | 24 | 156 | 14.18 |
| 21. Brett Basanez, Northwestern | QB | SR | 12 | 0 | 21 | 42 | 168 | 14.00 |
| 21. Michael Robinson, Penn St. | QB | SR | 12 | 0 | 17 | 66 | 168 | 14.00 |
| 21. D.J. Shockley, Georgia | QB | SR | 12 | 0 | 24 | 24 | 168 | 14.00 |
| 24. Brian Brohm, Louisville | QB | SO | 10 | 0 | 19 | 24 | 138 | 13.80 |
| 25. Tyler Palko, Pittsburgh | QB | JR | 11 | 3 | 17 | 42 | 150 | 13.64 |
| 26. Jared Zabransky, Boise St. | QB | JR | 13 | 1 | 18 | 66 | 176 | 13.54 |
| 27. Jeff Rowe, Nevada | QB | SR | 12 | 0 | 21 | 36 | 162 | 13.50 |
| 28. Rudy Carpenter, Arizona St. | QB | SO | 9 | 3 | 17 | 12 | 120 | 13.33 |
| 29. Chris Leak, Florida | QB | JR | 12 | 0 | 20 | 36 | 156 | 13.00 |
| 30. Phil Horvath, Northern Ill. | QB | JR | 9 | 0 | 18 | 6 | 114 | 12.67 |
| 31. Kent Smith, Central Mich. | QB | SR | 11 | 0 | 16 | 42 | 138 | 12.55 |
| 31. Darrell Hackney, UAB | QB | SR | 11 | 0 | 22 | 6 | 138 | 12.55 |
| 33. Dustin Almond, Southern Miss. | QB | SR | 12 | 0 | 23 | 12 | 150 | 12.50 |
| 34. Jay Cutler, Vanderbilt | QB | SR | 11 | 1 | 21 | 8 | 136 | 12.36 |
| 35. Kevin O'Connell, San Diego St. | QB | SO | 12 | 1 | 19 | 32 | 148 | 12.33 |
| 36. Chad Henne, Michigan | QB | SO | 12 | 0 | 23 | 8 | 146 | 12.17 |
| 37. Paul Smith, Tulsa | QB | SO | 13 | 0 | 20 | 36 | 156 | 12.00 |
| 37. Kevin Kolb, Houston | QB | JR | 12 | 0 | 19 | 30 | 144 | 12.00 |
| 37. LenDale White, Southern California | RB | JR | 13 | 0 | 0 | 156 | 156 | 12.00 |
| 40. Steven Moffett, UCF | QB | JR | 13 | 2 | 22 | 16 | 152 | 11.69 |
| 41. Drew Tate, Iowa | QB | JR | 12 | 0 | 22 | 6 | 138 | 11.50 |
| 41. Justin Holland, Colorado St. | QB | SR | 12 | 0 | 23 | 0 | 138 | 11.50 |
| 43. James Pinkney, East Caro. | QB | JR | 11 | 0 | 14 | 42 | 126 | 11.45 |
| 43. Steven Jyles, La.-Monroe | QB | SR | 11 | 0 | 12 | 54 | 126 | 11.45 |
| 43. Joe Ayoob, California | QB | JR | 11 | 0 | 15 | 36 | 126 | 11.45 |
| 46. Steve Slaton, West Virginia | RB | FR | 10 | 0 | 0 | 114 | 114 | 11.40 |
| 46. Reggie McNeal, Texas A&M | QB | SR | 10 | 0 | 16 | 18 | 114 | 11.40 |
| 48. Garrett Wolfe, Northern Ill. | RB | JR | 9 | 0 | 0 | 102 | 102 | 11.33 |
| 48. Kole McKamey, New Mexico | QB | JR | 9 | 0 | 13 | 24 | 102 | 11.33 |
| 50. Luke Getsy, Akron | QB | JR | 13 | 0 | 23 | 6 | 144 | 11.08 |
| 50. Brian Calhoun, Wisconsin | RB | JR | 13 | 0 | 0 | 144 | 144 | 11.08 |
| 52. Taurean Henderson, Texas Tech | RB | SR | 12 | 0 | 0 | 132 | 132 | 11.00 |
| 53. Marcus Vick, Virginia Tech | QB | JR | 13 | 1 | 17 | 38 | 142 | 10.92 |
| 54. Bryan Cupito, Minnesota | QB | JR | 11 | 1 | 19 | 4 | 120 | 10.91 |
| 55. Ryan Hart, Rutgers | QB | SR | 10 | 0 | 18 | 0 | 108 | 10.80 |
| 56. Corey Bramlet, Wyoming | QB | SR | 11 | 1 | 16 | 20 | 118 | 10.73 |
| 57. John Stocco, Wisconsin | QB | JR | 13 | 0 | 21 | 12 | 138 | 10.62 |
| 58. DeAngelo Williams, Memphis | RB | SR | 11 | 0 | 0 | 114 | 114 | 10.36 |
| 58. Matt Kubik, Louisiana Tech | QB | SR | 11 | 0 | 18 | 6 | 114 | 10.36 |
| 60. Bret Meyer, Iowa St. | QB | SO | 12 | 1 | 19 | 8 | 124 | 10.33 |
| 60. Zac Taylor, Nebraska | QB | JR | 12 | 1 | 19 | 8 | 124 | 10.33 |
| 62. Drew Weatherford, Florida St. | FR | JR | 13 | 2 | 18 | 22 | 134 | 10.31 |
| 63. Matt Bohnet, Eastern Mich. | QB | SR | 10 | 0 | 14 | 18 | 102 | 10.20 |
| 64. Maurice Drew, UCLA | RB | JR | 12 | 0 | 0 | 120 | 120 | 10.00 |
| 64. DonTrell Moore, New Mexico | RB | SR | 11 | 0 | 1 | 104 | 110 | 10.00 |
| 66. Gary Russell, Minnesota | RB | SO | 12 | 1 | 0 | 116 | 118 | 9.83 |
| 67. Blake Mitchell, South Carolina | QB | SO | 11 | 0 | 17 | 6 | 108 | 9.82 |
| 67. Steven Wichman, Idaho | QB | JR | 11 | 3 | 15 | 12 | 108 | 9.82 |
| 67. Joey Lynch, Ball St. | QB | SR | 11 | 0 | 18 | 0 | 108 | 9.82 |
| 67. Shaun Carney, Air Force | QB | SO | 11 | 0 | 7 | 66 | 108 | 9.82 |
| 71. Lester Ricard, Tulane | QB | JR | 10 | 0 | 16 | 0 | 96 | 9.60 |
| 72. Kyle Wright, Miami (Fla.) | QB | SO | 12 | 0 | 18 | 6 | 114 | 9.50 |

STATISTICAL LEADERS

| Rank, Player | Pos | Cl. | G | Passing Conv | TD | Pts Scored | Total PRF | PRF/Gm |
|---------------------------------------|-----|-----|----|--------------|----|------------|-----------|--------|
| 73. Jerome Harrison, Washington St. | RB | SR | 11 | 0 | 0 | 102 | 102 | 9.27 |
| 73. Trent Edwards, Stanford | QB | SR | 11 | 0 | 17 | 0 | 102 | 9.27 |
| 75. Paul Martinez, Oregon | K | JR | 9 | 0 | 0 | 83 | 83 | 9.22 |
| 76. Alexis Serna, Oregon St. | K | SO | 11 | 0 | 0 | 101 | 101 | 9.18 |
| 77. Josh Huston, Ohio St. | K | SR | 12 | 0 | 0 | 110 | 110 | 9.17 |
| 78. Todd Soderquist, Miami (Ohio) | K | SR | 11 | 0 | 0 | 100 | 100 | 9.09 |
| 79. Tyrell Sutton, Northwestern | RB | FR | 12 | 0 | 0 | 108 | 108 | 9.00 |
| 80. Mario Danelo, Southern California | K | SO | 13 | 0 | 0 | 116 | 116 | 8.92 |
| 81. Darren McCaleb, Southern Miss. | K | JR | 12 | 0 | 0 | 107 | 107 | 8.92 |
| 82. JaMarcus Russell, LSU | QB | JR | 12 | 1 | 15 | 14 | 106 | 8.83 |
| 82. Jad Dean, Clemson | K | JR | 12 | 0 | 0 | 106 | 106 | 8.83 |
| 82. Nick Noce, Arkansas St. | QB | SR | 12 | 1 | 12 | 32 | 106 | 8.83 |
| 85. Reggie Bush, Southern California | RB | JR | 13 | 0 | 0 | 114 | 114 | 8.77 |
| 85. Brandon Coutu, Georgia | K | SO | 13 | 0 | 0 | 114 | 114 | 8.77 |
| 87. Arthur Carmody, Louisville | K | SO | 12 | 0 | 0 | 105 | 105 | 8.75 |
| 88. David Pino, Texas | K | SR | 13 | 0 | 0 | 113 | 113 | 8.69 |
| 89. Lamar Owens, Navy | QB | SR | 12 | 0 | 6 | 66 | 102 | 8.50 |
| 89. Brian Leonard, Rutgers | RB | JR | 12 | 0 | 0 | 102 | 102 | 8.50 |
| 89. Marques Hagans, Virginia | QB | SR | 12 | 0 | 14 | 18 | 102 | 8.50 |
| 92. Stephen Gosikowski, Memphis | K | SR | 12 | 0 | 0 | 101 | 101 | 8.42 |
| 93. Shawn Bell, Baylor | QB | JR | 10 | 1 | 12 | 10 | 84 | 8.40 |
| 93. Matt Moore, Oregon St. | QB | JR | 10 | 0 | 11 | 18 | 84 | 8.40 |
| 95. Jeremy Ito, Rutgers | K | SO | 12 | 0 | 0 | 100 | 100 | 8.33 |
| 96. Brandon Pace, Virginia Tech | K | JR | 13 | 0 | 0 | 108 | 108 | 8.31 |
| 97. Connor Hughes, Virginia | K | SR | 12 | 0 | 0 | 99 | 99 | 8.25 |
| 97. Alex Trlica, Texas Tech | K | SO | 12 | 0 | 0 | 99 | 99 | 8.25 |
| 97. Kevin Kelly, Penn St. | K | FR | 12 | 0 | 0 | 99 | 99 | 8.25 |
| 100. Brandon Cox, Auburn | QB | SO | 11 | 0 | 15 | 0 | 90 | 8.18 |
| 100. Steve Sanders, Bowling Green | WR | SR | 11 | 0 | 0 | 90 | 90 | 8.18 |
| 100. Greg Jennings, Western Mich. | WR | SR | 11 | 0 | 1 | 84 | 90 | 8.18 |
| 100. Reggie Ball, Georgia Tech | QB | JR | 11 | 0 | 11 | 24 | 90 | 8.18 |
| 100. Eugene Gross, Middle Tenn. | RB | JR | 11 | 0 | 1 | 84 | 90 | 8.18 |
| 100. Sam Hollenbach, Maryland | QB | JR | 11 | 0 | 13 | 12 | 90 | 8.18 |
| * Josh Padrick, Florida Int'l | QB | SR | 11 | 0 | 13 | 24 | 102 | 9.27 |
| * Danny Embick, Fla. Atlantic | QB | SR | 9 | 0 | 11 | 12 | 78 | 8.67 |

Total Tackles

| Rank, Player | Pos | Cl. | G | Solo | Ast | Total | TT/Gm |
|---|-----|-----|----|------|-----|-------|-------|
| 1. Jimmy Cottrell, New Mexico St. | LB | SR | 12 | 90 | 89 | 179 | 14.92 |
| 2. D'Qwell Jackson, Maryland | LB | SR | 10 | 56 | 81 | 137 | 13.70 |
| 3. Abdul Hodge, Iowa | LB | SR | 12 | 96 | 62 | 158 | 13.17 |
| 4. Tim McGarigle, Northwestern | LB | SR | 12 | 81 | 75 | 156 | 13.00 |
| 4. Chad Greenway, Iowa | LB | SR | 12 | 92 | 64 | 156 | 13.00 |
| 6. Patrick Willis, Mississippi | LB | JR | 10 | 90 | 38 | 128 | 12.80 |
| 7. Cole Snyder, Idaho | LB | SR | 11 | 93 | 46 | 139 | 12.64 |
| 8. Kevis Coley, Southern Miss. | LB | SR | 12 | 85 | 66 | 151 | 12.58 |
| 9. Matt Griebel, New Mexico St. | DB | SR | 12 | 72 | 77 | 149 | 12.42 |
| 10. Rob Caldwell, Navy | LB | JR | 12 | 64 | 76 | 140 | 11.67 |
| 11. Anthony Cannon, Tulane | LB | SR | 10 | 65 | 49 | 114 | 11.40 |
| 12. Stephen Tulloch, North Carolina St. | LB | JR | 12 | 59 | 75 | 134 | 11.17 |
| 13. H.B. Blades, Pittsburgh | LB | JR | 11 | 67 | 54 | 121 | 11.00 |
| 14. Jeremy Jones, UTEP | LB | JR | 12 | 67 | 63 | 130 | 10.83 |
| 15. Moses Osemwegie, Vanderbilt | LB | SR | 11 | 83 | 35 | 118 | 10.73 |
| 16. Trent Bray, Oregon St. | LB | SR | 11 | 42 | 74 | 116 | 10.55 |
| 17. Ezekiel Staples, San Jose St. | LB | SR | 11 | 43 | 72 | 115 | 10.45 |
| 18. Matt Muncy, Ohio | LB | JR | 11 | 71 | 43 | 114 | 10.36 |
| 19. Freddy Keiabo, San Diego St. | LB | SR | 11 | 68 | 45 | 113 | 10.27 |
| 19. Aaron Weathers, North Texas | DB | SO | 11 | 62 | 51 | 113 | 10.27 |
| 21. Joe Sturdivant, SMU | DB | JR | 11 | 63 | 49 | 112 | 10.18 |
| 22. A.J. Hawk, Ohio St. | LB | SR | 12 | 69 | 52 | 121 | 10.08 |
| 23. Rontrell Woodruff, Eastern Mich. | DB | SR | 11 | 71 | 39 | 110 | 10.00 |
| 24. Evan Benjamin, Washington | LB | SR | 11 | 65 | 44 | 109 | 9.91 |
| 25. Paul Posluszny, Penn St. | LB | JR | 12 | 64 | 52 | 116 | 9.67 |
| 25. Courtney Greene, Rutgers | DB | FR | 12 | 68 | 48 | 116 | 9.67 |
| 27. Dustin Utschig, Northern Ill. | DB | JR | 11 | 58 | 48 | 106 | 9.64 |
| 28. Dale Robinson, Arizona St. | LB | SR | 12 | 74 | 41 | 115 | 9.58 |
| 29. Justin Warren, Texas A&M | LB | JR | 10 | 34 | 61 | 95 | 9.50 |
| 29. Dwayne Slay, Texas Tech | DB | SR | 12 | 75 | 39 | 114 | 9.50 |
| 31. Dennis Thornton, Marshall | LB | SR | 11 | 47 | 57 | 104 | 9.45 |
| 31. Thomas Keith, Central Mich. | LB | SO | 11 | 60 | 44 | 104 | 9.45 |
| 33. Spencer Toone, Utah | LB | SR | 12 | 52 | 61 | 113 | 9.42 |
| 34. Barry Robertson, Louisiana Tech | LB | SR | 11 | 55 | 48 | 103 | 9.36 |
| 35. Tyrell Johnson, Arkansas St. | DB | SO | 12 | 83 | 29 | 112 | 9.33 |
| 35. Troy Collavo, UTEP | LB | JR | 12 | 53 | 59 | 112 | 9.33 |
| 35. Nick Reid, Kansas | LB | SR | 12 | 62 | 50 | 112 | 9.33 |
| 38. Jay Rohr, Akron | LB | SR | 13 | 78 | 43 | 121 | 9.31 |
| 39. Michael Richardson, Eastern Mich. | LB | JR | 11 | 59 | 43 | 102 | 9.27 |
| 39. Sam Olajubutu, Arkansas | LB | JR | 11 | 67 | 35 | 102 | 9.27 |

| Rank, Player | Pos | Cl. | G | Solo | Ast | Total | TT/Gm |
|--------------------------------------|-----|-----|----|------|-----|-------|-------|
| 39. Anthony Waters, Clemson | LB | JR | 11 | 65 | 37 | 102 | 9.27 |
| 42. Eric Smith, Michigan St. | S | SR | 11 | 77 | 24 | 101 | 9.18 |
| 43. Wesley Woodyard, Kentucky | LB | SO | 11 | 69 | 31 | 100 | 9.09 |
| 43. Manuel Tapia, Temple | LB | SR | 11 | 51 | 49 | 100 | 9.09 |
| 45. Jacob Biles, Navy | LB | SR | 12 | 45 | 64 | 109 | 9.08 |
| 45. Trevis Coley, Southern Miss. | DB | SR | 12 | 71 | 38 | 109 | 9.08 |
| 47. Nelson Coleman, Tulsa | LB | SO | 13 | 71 | 46 | 117 | 9.00 |
| 47. Jamar Ransom, Oklahoma St. | DB | SR | 11 | 56 | 43 | 99 | 9.00 |
| 47. Keith Ellison, Oregon St. | LB | SR | 11 | 60 | 39 | 99 | 9.00 |
| 50. Anthony Jordan, Toledo | LB | SR | 12 | 62 | 45 | 107 | 8.92 |
| 50. Zach Catanese, Arizona St. | S | JR | 12 | 62 | 45 | 107 | 8.92 |
| 52. Joe Miklos, UNLV | DB | SR | 11 | 60 | 38 | 98 | 8.91 |
| 53. John Busing, Miami (Ohio) | LB | SR | 11 | 53 | 44 | 97 | 8.82 |
| 53. Caleb Campbell, Army | DB | SO | 11 | 63 | 34 | 97 | 8.82 |
| 53. Matt Couch, Marshall | LB | JR | 11 | 50 | 47 | 97 | 8.82 |
| 56. Curtis Keyes, Marshall | DB | JR | 10 | 51 | 37 | 88 | 8.80 |
| 56. Tyler Russ, Ohio | LB | JR | 10 | 43 | 45 | 88 | 8.80 |
| 58. Justin Parrish, Kent St. | LB | SR | 11 | 58 | 38 | 96 | 8.73 |
| 58. Chris Moore, East Caro. | LB | SR | 11 | 66 | 30 | 96 | 8.73 |
| 60. Thaddaeus Washington, Colorado | LB | JR | 13 | 65 | 48 | 113 | 8.69 |
| 61. Eric Wilson, San Jose St. | LB | SR | 9 | 50 | 28 | 78 | 8.67 |
| 62. Antwain Allen, Western Mich. | SS | SO | 11 | 58 | 37 | 95 | 8.64 |
| 63. Vince Hall, Virginia Tech | LB | SO | 13 | 43 | 69 | 112 | 8.62 |
| 64. Maurice Holman, North Texas | LB | SO | 10 | 41 | 45 | 86 | 8.60 |
| 65. Kai Parham, Virginia | LB | JR | 12 | 57 | 46 | 103 | 8.58 |
| 65. Tim Dobbins, Iowa St. | LB | SR | 12 | 48 | 55 | 103 | 8.58 |
| 65. Matthew Robertson, Iowa St. | LB | JR | 12 | 47 | 56 | 103 | 8.58 |
| 65. Ko Simpson, South Carolina | DB | SO | 12 | 72 | 31 | 103 | 8.58 |
| 69. Tim Goodwell, Memphis | LB | SR | 12 | 54 | 48 | 102 | 8.50 |
| 69. Rufus Alexander, Oklahoma | LB | JR | 12 | 56 | 46 | 102 | 8.50 |
| 71. Phillip Graves, North Texas | LB | JR | 11 | 51 | 42 | 93 | 8.45 |
| 71. Ameer Ismail, Western Mich. | LB | SR | 11 | 41 | 52 | 93 | 8.45 |
| 71. Darrell Brooks, Arizona | DB | SR | 11 | 62 | 31 | 93 | 8.45 |
| 74. Dan Connor, Penn St. | LB | SO | 9 | 38 | 38 | 76 | 8.44 |
| 75. Maurice Lane, Baylor | DB | SR | 10 | 43 | 41 | 84 | 8.40 |
| 76. Bernard Pollard, Purdue | DB | JR | 11 | 64 | 28 | 92 | 8.36 |
| 76. Beau Bell, UNLV | LB | SO | 11 | 50 | 42 | 92 | 8.36 |
| 76. Bobby Giannini, Air Force | DB | SO | 11 | 49 | 43 | 92 | 8.36 |
| 79. A.J. Nicholson, Florida St. | LB | SR | 12 | 53 | 47 | 100 | 8.33 |
| 80. Tommy Richardson, North Carolina | LB | SR | 11 | 46 | 45 | 91 | 8.27 |
| 80. Garrett Schultz, Temple | DB | JR | 11 | 63 | 28 | 91 | 8.27 |
| 80. Matthew Castelo, San Jose St. | LB | SO | 11 | 44 | 47 | 91 | 8.27 |
| 80. Kyle Killion, Indiana | LB | SR | 11 | 63 | 28 | 91 | 8.27 |
| 80. Daniel Holzclaw, Eastern Mich. | LB | FR | 11 | 41 | 50 | 91 | 8.27 |
| 85. Spencer Havner, UCLA | LB | JR | 12 | 66 | 33 | 99 | 8.25 |

| Rank | Player | Pos | Cl. | G | Solo | Ast | Total | TT/Gm |
|------|-------------------------------|-----|-----|----|------|-----|-------|-------|
| 85. | Anthony Trucks, Oregon | LB | SR | 12 | 62 | 37 | 99 | 8.25 |
| 87. | Roosevelt Cooks, Nevada | LB | SR | 12 | 46 | 52 | 98 | 8.17 |
| 88. | Korey Hall, Boise St. | LB | JR | 13 | 51 | 55 | 106 | 8.15 |
| 89. | Devraun Thompson, Rutgers | LB | JR | 12 | 46 | 51 | 97 | 8.08 |
| 89. | Corey McKeon, Nebraska | LB | SO | 12 | 61 | 36 | 97 | 8.08 |
| 91. | Ben Moffitt, South Fla. | LB | SO | 12 | 52 | 44 | 96 | 8.00 |
| 91. | Dave Harris, Michigan | LB | SR | 11 | 52 | 36 | 88 | 8.00 |
| 91. | Kevin Simon, Tennessee | LB | SR | 11 | 40 | 48 | 88 | 8.00 |
| 94. | Jake Hutton, Utah St. | LB | FR | 11 | 40 | 47 | 87 | 7.91 |
| 94. | Eric Frampton, Washington St. | DB | JR | 11 | 52 | 35 | 87 | 7.91 |
| 96. | Danny Lansanah, Connecticut | LB | SO | 10 | 25 | 54 | 79 | 7.90 |
| 97. | Tyrrell Herbert, Toledo | DB | SO | 12 | 46 | 48 | 94 | 7.83 |
| 97. | David Overstreet, Missouri | DB | JR | 12 | 50 | 44 | 94 | 7.83 |
| 99. | C.J. Wallace, Washington | DB | JR | 11 | 59 | 27 | 86 | 7.82 |
| 99. | Kevin Schimmelmänn, Stanford | LB | SR | 11 | 52 | 34 | 86 | 7.82 |
| 99. | Kevin Payne, La.-Monroe | DB | JR | 11 | 60 | 26 | 86 | 7.82 |
| * | Keyonvis Bouie, Florida Int'l | LB | JR | 9 | 65 | 53 | 118 | 13.11 |
| * | Shomari Earls, Fla. Atlantic | LB | SR | 11 | 53 | 34 | 87 | 7.91 |



Patrick Willis, Mississippi

Mississippi Sports Information

Solo Tackles

| Rank | Player | Pos | Cl. | G | Solo | ST/Gm |
|------|----------------------------------|-----|-----|----|------|-------|
| 1. | Patrick Willis, Mississippi | LB | JR | 10 | 90 | 9.00 |
| 2. | Cole Snyder, Idaho | LB | SR | 11 | 93 | 8.45 |
| 3. | Abdul Hodge, Iowa | LB | SR | 12 | 96 | 8.00 |
| 4. | Chad Greenway, Iowa | LB | SR | 12 | 92 | 7.67 |
| 5. | Moses Osemwegie, Vanderbilt | LB | SR | 11 | 83 | 7.55 |
| 6. | Jimmy Cottrell, New Mexico St. | LB | SR | 12 | 90 | 7.50 |
| 7. | Kevis Coley, Southern Miss. | LB | SR | 12 | 85 | 7.08 |
| 8. | Eric Smith, Michigan St. | S | SR | 11 | 77 | 7.00 |
| 9. | Tyrell Johnson, Arkansas St. | DB | SO | 12 | 83 | 6.92 |
| 10. | Tim McGarigle, Northwestern | LB | SR | 12 | 81 | 6.75 |
| 11. | Anthony Cannon, Tulane | LB | SR | 10 | 65 | 6.50 |
| 12. | Matt Muncy, Ohio | LB | JR | 11 | 71 | 6.45 |
| 12. | Rontrell Woodruff, Eastern Mich. | DB | SR | 11 | 71 | 6.45 |
| 14. | Wesley Woodyard, Kentucky | LB | SO | 11 | 69 | 6.27 |
| 15. | Dwayne Slay, Texas Tech | DB | SR | 12 | 75 | 6.25 |
| 16. | Freddy Keiaho, San Diego St. | LB | SR | 11 | 68 | 6.18 |
| 17. | Dale Robinson, Arizona St. | LB | SR | 12 | 74 | 6.17 |
| 18. | Jason Venson, UCF | DB | SO | 11 | 67 | 6.09 |
| 18. | Sam Olajubutu, Arkansas | LB | JR | 11 | 67 | 6.09 |
| 18. | H.B. Blades, Pittsburgh | LB | JR | 11 | 67 | 6.09 |
| 21. | Jay Rohr, Akron | LB | SR | 13 | 78 | 6.00 |
| 21. | Muhammad Abdullah, Kentucky | DB | SR | 11 | 66 | 6.00 |
| 21. | Ko Simpson, South Carolina | DB | SO | 12 | 72 | 6.00 |
| 21. | Matt Griebel, New Mexico St. | DB | SR | 12 | 72 | 6.00 |
| 21. | Chris Moore, East Caro. | LB | SR | 11 | 66 | 6.00 |
| 26. | Trevis Coley, Southern Miss. | DB | SR | 12 | 71 | 5.92 |
| 27. | Anthony Waters, Clemson | LB | JR | 11 | 65 | 5.91 |
| 27. | Evan Benjamin, Washington | LB | SR | 11 | 65 | 5.91 |
| 29. | Bernard Pollard, Purdue | DB | JR | 11 | 64 | 5.82 |
| 30. | A.J. Hawk, Ohio St. | LB | SR | 12 | 69 | 5.75 |

| Rank | Player | Pos | Cl. | G | Solo | ST/Gm |
|------|-------------------------------------|-----|-----|----|------|-------|
| 31. | Will Meyers, Indiana | DB | JR | 11 | 63 | 5.73 |
| 31. | Kyle Killion, Indiana | LB | SR | 11 | 63 | 5.73 |
| 31. | Garrett Schultz, Temple | DB | JR | 11 | 63 | 5.73 |
| 31. | Caleb Campbell, Army | DB | SO | 11 | 63 | 5.73 |
| 31. | Joe Sturdivant, SMU | DB | JR | 11 | 63 | 5.73 |
| 36. | Courtney Greene, Rutgers | DB | FR | 12 | 68 | 5.67 |
| 37. | Darrell Brooks, Arizona | DB | SR | 11 | 62 | 5.64 |
| 37. | Aaron Weathers, North Texas | DB | SO | 11 | 62 | 5.64 |
| 39. | D'Qwell Jackson, Maryland | LB | SR | 10 | 56 | 5.60 |
| 40. | Jeremy Jones, UTEP | LB | JR | 12 | 67 | 5.58 |
| 41. | Eric Wilson, San Jose St. | LB | SR | 9 | 50 | 5.56 |
| 42. | Spencer Havner, UCLA | LB | SR | 12 | 66 | 5.50 |
| 43. | Nelson Coleman, Tulsa | LB | SO | 13 | 71 | 5.46 |
| 44. | Joe Miklos, UNLV | DB | SR | 11 | 60 | 5.45 |
| 44. | Thomas Keith, Central Mich. | LB | SO | 11 | 60 | 5.45 |
| 44. | Kevin Payne, La.-Monroe | DB | JR | 11 | 60 | 5.45 |
| 44. | Keith Ellison, Oregon St. | LB | SR | 11 | 60 | 5.45 |
| 48. | Brandon Sumral, Southern Miss. | DB | FR | 12 | 65 | 5.42 |
| 49. | Greg Blue, Georgia | DB | SR | 13 | 70 | 5.38 |
| 50. | Andrew Pace, Vanderbilt | DB | SR | 11 | 59 | 5.36 |
| 50. | Michael Richardson, Eastern Mich. | LB | JR | 11 | 59 | 5.36 |
| 50. | C.J. Wallace, Washington | DB | JR | 11 | 59 | 5.36 |
| 53. | Rob Caldwell, Navy | LB | JR | 12 | 64 | 5.33 |
| 53. | Paul Posluszny, Penn St. | LB | JR | 12 | 64 | 5.33 |
| 55. | Dustin Utschig, Northern Ill. | DB | JR | 11 | 58 | 5.27 |
| 55. | Justin Parrish, Kent St. | LB | SR | 11 | 58 | 5.27 |
| 55. | Antwain Allen, Western Mich. | SS | SO | 11 | 58 | 5.27 |
| 58. | Miles Kochevar, Colorado St. | DB | SR | 12 | 63 | 5.25 |
| 59. | Roger Williams, Kentucky | DB | SO | 10 | 52 | 5.20 |
| 60. | Pierre Parker, East Caro. | DB | SO | 11 | 57 | 5.18 |
| 61. | Nick Reid, Kansas | LB | SR | 12 | 62 | 5.17 |
| 61. | Anthony Jordan, Toledo | LB | SR | 12 | 62 | 5.17 |
| 61. | Zach Catanese, Arizona St. | S | JR | 12 | 62 | 5.17 |
| 61. | Desmond Bishop, California | LB | JR | 12 | 62 | 5.17 |
| 61. | Anthony Trucks, Oregon | LB | SR | 12 | 62 | 5.17 |
| 66. | Bo Smith, Kentucky | DB | SR | 10 | 51 | 5.10 |
| 66. | Curtis Keyes, Marshall | DB | JR | 10 | 51 | 5.10 |
| 68. | Jamar Ransom, Oklahoma St. | DB | SR | 11 | 56 | 5.09 |
| 69. | Corey McKeon, Nebraska | LB | SO | 12 | 61 | 5.08 |
| 69. | John Pawlielski, Minnesota | DB | SR | 12 | 61 | 5.08 |
| 69. | Grant Mason, Michigan | DB | SR | 12 | 61 | 5.08 |
| 72. | Todd Koenig, Ohio | DB | SO | 11 | 55 | 5.00 |
| 72. | Barry Robertson, Louisiana Tech | LB | SR | 11 | 55 | 5.00 |
| 72. | John Guice, UNLV | DB | JR | 9 | 45 | 5.00 |
| 72. | Marcus Watts, Kansas St. | DB | JR | 11 | 55 | 5.00 |
| 72. | Thaddaeus Washington, Colorado | LB | JR | 13 | 65 | 5.00 |
| 72. | Jamie Silva, Boston College | DB | SO | 12 | 60 | 5.00 |
| 72. | Jamie Thompson, Oklahoma St. | DB | SR | 11 | 55 | 5.00 |
| 72. | Ambrose Wooden, Notre Dame | DB | JR | 12 | 60 | 5.00 |
| 80. | Stephen Tulloch, North Carolina St. | LB | JR | 12 | 59 | 4.92 |
| 80. | Patrick St. Louis, South Fla. | LB | JR | 12 | 59 | 4.92 |
| 82. | Kelvin Robinson, Mississippi | LB | SR | 11 | 54 | 4.91 |
| 82. | Louis Delmas, Western Mich. | CB | FR | 11 | 54 | 4.91 |
| 84. | Patrick Chung, Oregon | DB | FR | 12 | 58 | 4.83 |
| 84. | Jarvis Jackson, Georgia | LB | JR | 12 | 58 | 4.83 |
| 86. | John Busing, Miami (Ohio) | LB | SR | 11 | 53 | 4.82 |
| 86. | Brad Seiss, Ball St. | LB | SR | 11 | 53 | 4.82 |
| 88. | Johnell Neal, UCF | DB | SO | 13 | 62 | 4.77 |
| 89. | Rocky Schwartz, Houston | DB | SO | 12 | 57 | 4.75 |
| 89. | Kai Parham, Virginia | LB | JR | 12 | 57 | 4.75 |
| 89. | Brandon Meriweather, Miami (Fla.) | DB | JR | 12 | 57 | 4.75 |
| 89. | Chris Reis, Georgia Tech | DB | SR | 12 | 57 | 4.75 |
| 93. | Eric Frampton, Washington St. | DB | JR | 11 | 52 | 4.73 |
| 93. | Kevin Schimmelmänn, Stanford | LB | SR | 11 | 52 | 4.73 |
| 93. | Alphonso Smith, Wake Forest | DB | FR | 11 | 52 | 4.73 |
| 93. | Dan Bazuin, Central Mich. | DL | JR | 11 | 52 | 4.73 |
| 93. | Dave Harris, Michigan | LB | SR | 11 | 52 | 4.73 |
| 98. | John Mackey, Akron | DB | SO | 13 | 61 | 4.69 |
| 99. | Donte Whiener, Ohio St. | DB | JR | 12 | 56 | 4.67 |
| 99. | Solomon Elimimian, Hawaii | LB | FR | 12 | 56 | 4.67 |
| 99. | Robert Herbert, Colorado St. | DB | JR | 12 | 56 | 4.67 |
| 99. | Rufus Alexander, Oklahoma | LB | JR | 12 | 56 | 4.67 |
| 99. | Erik Keys, Ball St. | DB | SR | 9 | 42 | 4.67 |
| * | Keyonvis Bouie, Florida Int'l | LB | JR | 9 | 65 | 7.22 |
| * | Shomari Earls, Fla. Atlantic | LB | SR | 11 | 53 | 4.82 |
| * | Chris Smith, Florida Int'l | DB | JR | 10 | 47 | 4.70 |

Louisville Sports Information



Elvis Dumervil, Louisville

Pass Sacks

| Rank | Player | Pos | Cl. | G | Solo | Ast | Yds | Total | PS/Gm |
|------|---------------------------------------|-----|-----|----|------|-----|-----|-------|-------|
| 1. | Elvis Dumervil, Louisville | DL | SR | 12 | 19 | 2 | 151 | 20 | 1.67 |
| 2. | Dan Bazuin, Central Mich. | DL | JR | 11 | 15 | 2 | 147 | 16 | 1.45 |
| 3. | Willie Evans, Mississippi St. | DL | SR | 11 | 12 | 6 | 96 | 15 | 1.36 |
| 4. | Mario Williams, North Carolina St. | DL | JR | 12 | 13 | 3 | 80 | 14.5 | 1.21 |
| 5. | John Chick, Utah St. | LB | SR | 11 | 12 | 1 | 89 | 12.5 | 1.14 |
| 6. | Brandon Guillory, La.-Monroe | DL | SR | 11 | 10 | 1 | 83 | 10.5 | .95 |
| 6. | Kevin Howe, Eastern Mich. | DL | JR | 11 | 10 | 1 | 69 | 10.5 | .95 |
| 8. | Tamba Hali, Penn St. | DL | SR | 12 | 7 | 8 | 79 | 11 | .92 |
| 8. | Anthony Trucks, Oregon | LB | SR | 12 | 10 | 2 | 60 | 11 | .92 |
| 10. | Mkristo Bruce, Washington St. | DL | JR | 11 | 10 | 0 | 52 | 10 | .91 |
| 11. | Quentin Moses, Georgia | DL | JR | 13 | 11 | 1 | 93 | 11.5 | .88 |
| 12. | Manny Lawson, North Carolina St. | DL | SR | 12 | 10 | 1 | 83 | 10.5 | .88 |
| 13. | Mathias Kiwanuka, Boston College | DL | SR | 11 | 7 | 5 | 51 | 9.5 | .86 |
| 14. | Copeland Bryan, Arizona | DE | SR | 9 | 7 | 1 | 33 | 7.5 | .83 |
| 14. | Ryan Neill, Rutgers | DL | SR | 12 | 7 | 6 | 69 | 10 | .83 |
| 14. | Val Barnaby, Rutgers | DL | SR | 12 | 8 | 4 | 58 | 10 | .83 |
| 17. | Ryan LaCasse, Syracuse | DL | SR | 11 | 9 | 0 | 47 | 9 | .82 |
| 18. | Stanley McClover, Auburn | DL | JR | 10 | 7 | 2 | 55 | 8 | .80 |
| 19. | Calvin Thibodeaux, Oklahoma | DL | SR | 12 | 9 | 1 | 52 | 9.5 | .79 |
| 19. | Mike Alston, Toledo | LB | JR | 12 | 9 | 1 | 67 | 9.5 | .79 |
| 19. | Adam Carriker, Nebraska | DL | JR | 12 | 9 | 1 | 84 | 9.5 | .79 |
| 19. | A.J. Hawk, Ohio St. | LB | SR | 12 | 9 | 1 | 75 | 9.5 | .79 |
| 19. | Mike Kudla, Ohio St. | DL | SR | 12 | 9 | 1 | 71 | 9.5 | .79 |
| 24. | Brandon Perkins, Kansas | LB | SR | 11 | 8 | 1 | 76 | 8.5 | .77 |
| 24. | Justin Parrish, Kent St. | LB | SR | 11 | 8 | 1 | 62 | 8.5 | .77 |
| 24. | Tommy Davis, North Carolina | DL | SR | 11 | 8 | 1 | 70 | 8.5 | .77 |
| 24. | Parys Haralson, Tennessee | DL | SR | 11 | 8 | 1 | 58 | 8.5 | .77 |
| 28. | Lawrence Jackson, Southern California | DL | SO | 13 | 9 | 2 | 56 | 10 | .77 |
| 28. | Darryl Tapp, Virginia Tech | DL | SR | 13 | 10 | 0 | 58 | 10 | .77 |
| 30. | Chase Ortiz, TCU | DL | SO | 12 | 8 | 2 | 64 | 9 | .75 |
| 30. | Ramel Meekins, Rutgers | DL | JR | 12 | 7 | 4 | 92 | 9 | .75 |
| 30. | Terrence Royal, South Fla. | DL | SR | 12 | 8 | 2 | 60 | 9 | .75 |
| 30. | Tyler Tidwell, Navy | LB | JR | 12 | 8 | 2 | 57 | 9 | .75 |
| 30. | Brian Smith, Missouri | DL | JR | 12 | 8 | 2 | 56 | 9 | .75 |
| 35. | Ameer Ismail, Western Mich. | LB | JR | 11 | 8 | 0 | 66 | 8 | .73 |
| 35. | Justin James, San Jose St. | DL | SR | 11 | 7 | 2 | 59 | 8 | .73 |
| 35. | Bobby Carpenter, Ohio St. | LB | SR | 11 | 8 | 0 | 65 | 8 | .73 |
| 35. | Rob Ninkovich, Purdue | DL | SR | 11 | 8 | 0 | 36 | 8 | .73 |
| 39. | Jay Alford, Penn St. | DL | SR | 12 | 6 | 5 | 57 | 8.5 | .71 |
| 39. | Kai Parham, Virginia | LB | JR | 12 | 8 | 1 | 50 | 8.5 | .71 |
| 39. | Gaines Adams, Clemson | DL | JR | 12 | 8 | 1 | 61 | 8.5 | .71 |
| 39. | Victor Abiamiri, Notre Dame | DL | JR | 12 | 7 | 3 | 78 | 8.5 | .71 |
| 39. | Charlton Keith, Kansas | DL | SR | 12 | 8 | 1 | 60 | 8.5 | .71 |
| 44. | Brodrick Bunkley, Florida St. | DL | SR | 13 | 7 | 4 | 45 | 9 | .69 |
| 44. | Melvin Oliver, LSU | DL | SR | 13 | 9 | 0 | 53 | 9 | .69 |
| 44. | Paul Carrington, UCF | DL | SR | 13 | 9 | 0 | 48 | 9 | .69 |
| 47. | Aaron Sanders, Buffalo | DL | SR | 11 | 7 | 1 | 64 | 7.5 | .68 |
| 47. | Jarvis Moss, Florida | DL | SO | 11 | 7 | 1 | 54 | 7.5 | .68 |
| 47. | Kameron Wimberly, Florida St. | DL | SR | 11 | 6 | 3 | 56 | 7.5 | .68 |
| 50. | Kila Kamakawiwo'ole, Hawaii | DL | SR | 12 | 8 | 0 | 62 | 8 | .67 |
| 51. | Garrett McIntyre, Fresno St. | DL | SR | 11 | 7 | 0 | 44 | 7 | .64 |
| 51. | Jason Hall, Tennessee | DL | SR | 11 | 6 | 2 | 37 | 7 | .64 |
| 51. | Mike Mendenhall, Temple | DL | SR | 11 | 6 | 2 | 56 | 7 | .64 |
| 51. | Julian Jenkins, Stanford | DL | SR | 11 | 7 | 0 | 47 | 7 | .64 |
| 51. | Nate Harris, Louisville | LB | JR | 11 | 7 | 0 | 55 | 7 | .64 |
| 51. | Justin Rogers, SMU | DL | JR | 11 | 7 | 0 | 54 | 7 | .64 |
| 57. | Jason Berryman, Iowa St. | DL | JR | 12 | 6 | 3 | 42 | 7.5 | .63 |
| 58. | Adam Braidwood, Washington St. | DL | SR | 11 | 6 | 1 | 21 | 6.5 | .59 |
| 58. | Jon Alston, Stanford | LB | SR | 11 | 6 | 1 | 39 | 6.5 | .59 |
| 58. | Christian Dunbar, Temple | DE | SR | 11 | 6 | 1 | 48 | 6.5 | .59 |
| 58. | Mike Groover, Wyoming | DL | JR | 11 | 6 | 1 | 40 | 6.5 | .59 |
| 58. | Jason Jones, Eastern Mich. | DL | SO | 11 | 6 | 1 | 45 | 6.5 | .59 |
| 58. | Victor Adeyanju, Indiana | DL | SR | 11 | 6 | 1 | 51 | 6.5 | .59 |
| 64. | Kenny Iwebema, Iowa | DL | SO | 12 | 7 | 0 | 38 | 7 | .58 |
| 64. | Stephen Nicholas, South Fla. | LB | JR | 12 | 7 | 0 | 44 | 7 | .58 |
| 64. | Jason Allen, South Fla. | DL | SR | 12 | 7 | 0 | 46 | 7 | .58 |
| 64. | Tommy Blake, TCU | DL | SO | 12 | 7 | 0 | 45 | 7 | .58 |
| 64. | Corey McKeon, Nebraska | LB | SO | 12 | 7 | 0 | 51 | 7 | .58 |
| 64. | Brandon Mebane, California | DL | JR | 12 | 5 | 4 | 44 | 7 | .58 |
| 70. | DeWayne Hollyfield, Arizona St. | DL | SR | 10 | 5 | 1 | 38 | 5.5 | .55 |
| 71. | Steve Fifita, Utah | DL | SR | 11 | 5 | 2 | 38 | 6 | .55 |
| 71. | Montavious Stanley, Louisville | DL | SR | 11 | 5 | 2 | 44 | 6 | .55 |
| 71. | Adam Roberts, Cincinnati | DL | SR | 11 | 6 | 0 | 38 | 6 | .55 |
| 71. | Steve Davis, Minnesota | DE | FR | 11 | 6 | 0 | 35 | 6 | .55 |
| 71. | LaMarr Woodley, Michigan | LB | JR | 11 | 5 | 2 | 57 | 6 | .55 |
| 76. | Javon Nanton, Miami (Fla.) | DL | SR | 12 | 6 | 1 | 52 | 6.5 | .54 |
| 76. | C.J. Ah You, Oklahoma | DL | JR | 12 | 6 | 1 | 34 | 6.5 | .54 |
| 76. | David Mahoney, Navy | LB | JR | 12 | 5 | 3 | 52 | 6.5 | .54 |
| 76. | Alex Obomese, UTEP | DL | JR | 12 | 4 | 5 | 50 | 6.5 | .54 |
| 76. | Brent Curvey, Iowa St. | DL | JR | 12 | 6 | 1 | 54 | 6.5 | .54 |

| Rank | Player | Pos | Cl. | G | Solo | Ast | Yds | Total | PS/Gm |
|------|-------------------------------------|-----|-----|----|------|-----|-----|-------|-------|
| 76. | Mark Anderson, Alabama | LB | SR | 12 | 5 | 3 | 38 | 6.5 | .54 |
| 76. | Quentin Groves, Auburn | DL | SO | 12 | 5 | 3 | 49 | 6.5 | .54 |
| 83. | Tyler Clutts, Fresno St. | LB | SO | 13 | 6 | 2 | 45 | 7 | .54 |
| 83. | Jermaine Reid, Akron | DL | JR | 13 | 6 | 2 | 30 | 7 | .54 |
| 85. | Ray Edwards, Purdue | DL | JR | 11 | 5 | 1 | 55 | 5.5 | .50 |
| 85. | Stephen Tulloch, North Carolina St. | LB | JR | 12 | 6 | 0 | 41 | 6 | .50 |
| 85. | Nick Larkin, Boston College | DL | SO | 12 | 5 | 2 | 35 | 6 | .50 |
| 85. | John Flora, Wyoming | DL | SR | 11 | 5 | 1 | 36 | 5.5 | .50 |
| 85. | Cody Kase, New Mexico | LB | SO | 11 | 5 | 1 | 35 | 5.5 | .50 |
| 85. | Colt Brooks, Boise St. | LB | JR | 12 | 5 | 2 | 50 | 6 | .50 |
| 85. | Desmond Sims, Arkansas | LB | JR | 11 | 5 | 1 | 38 | 5.5 | .50 |
| 85. | Phillip Mbakogu, California | DL | SO | 11 | 4 | 3 | 30 | 5.5 | .50 |
| 85. | Frostee Rucker, Southern California | DL | SR | 13 | 5 | 3 | 45 | 6.5 | .50 |
| 85. | Barry Turner, Nebraska | DL | FR | 12 | 6 | 0 | 46 | 6 | .50 |
| 85. | Le Kevin Smith, Nebraska | DL | SR | 12 | 6 | 0 | 35 | 6 | .50 |
| 85. | Colin Allred, Baylor | LB | SR | 11 | 5 | 1 | 41 | 5.5 | .50 |
| 85. | Brandon Hoyte, Notre Dame | LB | SR | 12 | 5 | 2 | 23 | 6 | .50 |
| 85. | Brian Robison, Texas | DL | JR | 12 | 6 | 0 | 56 | 6 | .50 |
| 85. | Craig Mester, Miami (Ohio) | DL | SO | 11 | 5 | 1 | 43 | 5.5 | .50 |
| 85. | Nick Varcadipane, Western Mich. | DT | FR | 11 | 5 | 1 | 36 | 5.5 | .50 |
| 85. | Torre Lankford, Troy | DL | SR | 11 | 5 | 1 | 47 | 5.5 | .50 |
| * | Antwan Barnes, Florida Int'l | LB | JR | 11 | 8 | 3 | 72 | 9.5 | .86 |

Tackles for Loss

| Rank | Player | Pos | Cl. | G | Solo | Ast | Yds | Total | TFL/Gm |
|------|-------------------------------------|-----|-----|----|------|-----|-----|-------|--------|
| 1. | Dan Bazuin, Central Mich. | DL | JR | 11 | 24 | 5 | 186 | 26.5 | 2.41 |
| 2. | Mario Williams, North Carolina St. | DL | JR | 12 | 21 | 6 | 96 | 24 | 2.00 |
| 3. | Brodrick Bunkley, Florida St. | DL | SR | 13 | 18 | 14 | 90 | 25 | 1.92 |
| 4. | Willie Evans, Mississippi St. | DL | SR | 11 | 18 | 6 | 118 | 21 | 1.91 |
| 5. | Elvis Dumervil, Louisville | DL | SR | 12 | 20 | 4 | 165 | 22 | 1.83 |
| 6. | Justin Parrish, Kent St. | LB | SR | 11 | 18 | 4 | 96 | 20 | 1.82 |
| 6. | Ameer Ismail, Western Mich. | LB | JR | 11 | 17 | 6 | 98 | 20 | 1.82 |
| 8. | Ryan Neill, Rutgers | DL | SR | 12 | 14 | 15 | 95 | 21.5 | 1.79 |
| 9. | Stephen Tulloch, North Carolina St. | LB | JR | 12 | 15 | 12 | 75 | 21 | 1.75 |
| 10. | John Chick, Utah St. | LB | SR | 11 | 18 | 2 | 107 | 19 | 1.73 |
| 11. | Charlton Keith, Kansas | DL | SR | 12 | 16 | 9 | 102 | 20.5 | 1.71 |
| 12. | Brandon Guillory, La.-Monroe | DL | SR | 11 | 18 | 1 | 107 | 18.5 | 1.68 |
| 13. | Manny Lawson, North Carolina St. | DL | SR | 12 | 16 | 7 | 112 | 19.5 | 1.63 |
| 14. | Corey McKeon, Nebraska | LB | SO | 12 | 17 | 4 | 87 | 19 | 1.58 |
| 14. | Tyler Tidwell, Navy | LB | JR | 12 | 18 | 2 | 86 | 19 | 1.58 |
| 16. | Quentin Moses, Georgia | DL | JR | 13 | 20 | 1 | 123 | 20.5 | 1.58 |
| 17. | Parys Haralson, Tennessee | DL | SR | 11 | 17 | 0 | 79 | 17 | 1.55 |
| 17. | Chris Moore, East Caro. | LB | SR | 11 | 15 | 4 | 64 | 17 | 1.55 |
| 17. | Rob Ninkovich, Purdue | DL | SR | 11 | 16 | 2 | 57 | 17 | 1.55 |
| 20. | Mathias Kiwanuka, Boston College | DL | SR | 11 | 14 | 5 | 73 | 16.5 | 1.50 |
| 20. | Kevin Howe, Eastern Mich. | DL | JR | 11 | 15 | 3 | 85 | 16.5 | 1.50 |
| 20. | Justin James, San Jose St. | DL | SR | 11 | 12 | 9 | 78 | 16.5 | 1.50 |
| 23. | Tamba Hali, Penn St. | DL | SR | 12 | 12 | 10 | 86 | 17 | 1.42 |
| 24. | Cole Snyder, Idaho | LB | SR | 11 | 14 | 3 | 68 | 15.5 | 1.41 |
| 25. | Devan Long, Oregon | DL | SR | 10 | 12 | 4 | 51 | 14 | 1.40 |
| 26. | Brandon Hoyte, Notre Dame | LB | SR | 12 | 14 | 5 | 45 | 16.5 | 1.38 |
| 26. | A.J. Hawk, Ohio St. | LB | SR | 12 | 15 | 3 | 88 | 16.5 | 1.38 |
| 28. | Mkristo Bruce, Washington St. | DL | JR | 11 | 14 | 2 | 59 | 15 | 1.36 |
| 29. | Stanley McClover, Auburn | DL | JR | 10 | 12 | 3 | 65 | 13.5 | 1.35 |
| 30. | David Mahoney, Navy | LB | JR | 12 | 13 | 6 | 72 | 16 | 1.33 |
| 31. | Keith Ellison, Oregon St. | LB | SR | 11 | 11 | 7 | 55 | 14.5 | 1.32 |
| 32. | Anthony Trucks, Oregon | LB | SR | 12 | 14 | 3 | 78 | 15.5 | 1.29 |
| 32. | Ezra Butler, Nevada | DL | SO | 12 | 12 | 7 | 64 | 15.5 | 1.29 |
| 32. | Victor Abiamiri, Notre Dame | DL | JR | 12 | 14 | 3 | 92 | 15.5 | 1.29 |
| 32. | Calvin Thibodeaux, Oklahoma | DL | SR | 12 | 14 | 3 | 69 | 15.5 | 1.29 |
| 32. | Stephen Nicholas, South Fla. | LB | JR | 12 | 14 | 3 | 69 | 15.5 | 1.29 |
| 32. | Ben Moffitt, South Fla. | LB | SO | 12 | 12 | 7 | 47 | 15.5 | 1.29 |
| 38. | Mike Mendenhall, Temple | DL | SR | 11 | 11 | 6 | 70 | 14 | 1.27 |
| 38. | Christian Dunbar, Temple | DE | SR | 11 | 12 | 4 | 72 | 14 | 1.27 |
| 38. | LaMarr Woodley, Michigan | LB | JR | 11 | 12 | 4 | 67 | 14 | 1.27 |
| 38. | Steve Fifita, Utah | DL | SR | 11 | 11 | 6 | 59 | 14 | 1.27 |
| 42. | Spencer Havner, UCLA | LB | SR | 12 | 15 | 0 | 28 | 15 | 1.25 |
| 42. | Blair Kramer, Ball St. | DL | SR | 10 | 12 | 1 | 52 | 12.5 | 1.25 |
| 42. | Dale Robinson, Arizona St. | LB | SR | 12 | 12 | 6 | 45 | 15 | 1.25 |
| 42. | Myron Anderson, Arkansas St. | DL | SR | 12 | 14 | 2 | 61 | 15 | 1.25 |
| 42. | Anthony Cannon, Tulane | LB | SR | 10 | 8 | 9 | 43 | 12.5 | 1.25 |
| 42. | Ramel Meekins, Rutgers | DL | JR | 12 | 11 | 8 | 105 | 15 | 1.25 |
| 48. | Brian White, Akron | DL | SR | 13 | 12 | 8 | 63 | 16 | 1.23 |
| 49. | James Hargrave, Connecticut | LB | SR | 11 | 12 | 3 | 64 | 13.5 | 1.23 |
| 49. | Sam Olajubutu, Arkansas | LB | JR | 11 | 11 | 5 | 38 | 13.5 | 1.23 |
| 51. | Rufus Alexander, Oklahoma | LB | JR | 12 | 12 | 5 | 51 | 14.5 | 1.21 |
| 51. | Troy Collavo, UTEP | LB | JR | 12 | 11 | 7 | 49 | 14.5 | 1.21 |
| 51. | Adam Carriker, Nebraska | DL | JR | 12 | 13 | 3 | 90 | 14.5 | 1.21 |
| 51. | Jeremy Jones, UTEP | LB | JR | 12 | 12 | 5 | 64 | 14.5 | 1.21 |
| 51. | Kai Parham, Virginia | LB | JR | 12 | 12 | 5 | 63 | 14.5 | 1.21 |
| 51. | Charles Bennett, Clemson | DL | SR | 12 | 14 | 1 | 38 | 14.5 | 1.21 |
| 51. | Mark Anderson, Alabama | LB | SR | 12 | 11 | 7 | 62 | 14.5 | 1.21 |



Dan Bazuin, Central Michigan

Central Michigan Sports Information

| Rank, Player | Pos | Cl. | G | Solo | Ast | Yds | Total | TFL/Gm |
|---------------------------------------|-----|-----|----|------|-----|-----|-------|--------|
| 58. Jason Hall, Tennessee | DL | SR | 11 | 11 | 4 | 52 | 13 | 1.18 |
| 58. Colin Ferrell, Kent St. | DL | SO | 11 | 10 | 6 | 41 | 13 | 1.18 |
| 58. Adam Roberts, Cincinnati | DL | SR | 11 | 10 | 6 | 58 | 13 | 1.18 |
| 58. Rob Schroeder, Buffalo | DL | SR | 11 | 11 | 4 | 39 | 13 | 1.18 |
| 58. Aaron Sanders, Buffalo | DL | SR | 11 | 11 | 4 | 70 | 13 | 1.18 |
| 63. Copeland Bryan, Arizona | DE | SR | 9 | 10 | 1 | 40 | 10.5 | 1.17 |
| 63. Chase Ortiz, TCU | DL | SO | 12 | 13 | 2 | 75 | 14 | 1.17 |
| 65. Leon Moore, UNLV | DL | SR | 11 | 11 | 3 | 43 | 12.5 | 1.14 |
| 65. Ernest Respress, UAB | DL | SR | 11 | 11 | 3 | 39 | 12.5 | 1.14 |
| 65. Garrett McIntyre, Fresno St. | DL | SR | 11 | 12 | 1 | 55 | 12.5 | 1.14 |
| 65. Anthony Waters, Clemson | LB | JR | 11 | 10 | 5 | 36 | 12.5 | 1.14 |
| 69. Brian Robison, Texas | DL | JR | 12 | 13 | 1 | 79 | 13.5 | 1.13 |
| 69. Dusty Dvoracek, Oklahoma | LB | SR | 12 | 11 | 5 | 60 | 13.5 | 1.13 |
| 69. Kila Kamakawiwo'ole, Hawaii | DL | SR | 12 | 13 | 1 | 78 | 13.5 | 1.13 |
| 69. Kevis Coley, Southern Miss. | LB | SR | 12 | 12 | 3 | 50 | 13.5 | 1.13 |
| 69. Tommy Blake, TCU | DL | SO | 12 | 12 | 3 | 56 | 13.5 | 1.13 |
| 74. Darryl Tapp, Virginia Tech | DL | SR | 13 | 13 | 3 | 75 | 14.5 | 1.12 |
| 75. Danny Lansanah, Connecticut | LB | SO | 10 | 6 | 10 | 37 | 11 | 1.10 |
| 75. DeWayne Hollyfield, Arizona St. | DL | SR | 10 | 10 | 2 | 54 | 11 | 1.10 |
| 77. Adrian Haywood, SMU | DL | JR | 11 | 11 | 2 | 52 | 12 | 1.09 |
| 77. Ryan LaCasse, Syracuse | DL | SR | 11 | 12 | 0 | 57 | 12 | 1.09 |
| 77. Victor Adeyanju, Indiana | DL | SR | 11 | 11 | 2 | 63 | 12 | 1.09 |
| 77. Victor DeGrate, Oklahoma St. | LB | JR | 11 | 11 | 2 | 46 | 12 | 1.09 |
| 77. Jason Jones, Eastern Mich. | DL | SO | 11 | 11 | 2 | 56 | 12 | 1.09 |
| 77. J.K. Sabb, Middle Tenn. | LB | JR | 11 | 12 | 0 | 47 | 12 | 1.09 |
| 83. Nick Reid, Kansas | LB | SR | 12 | 9 | 8 | 52 | 13 | 1.08 |
| 83. Brian Smith, Missouri | DL | JR | 12 | 11 | 4 | 63 | 13 | 1.08 |
| 83. KaMichael Hall, Georgia Tech | LB | JR | 12 | 11 | 4 | 59 | 13 | 1.08 |
| 83. Val Barnaby, Rutgers | DL | SR | 12 | 9 | 8 | 63 | 13 | 1.08 |
| 83. Marquies Gunn, Auburn | DL | JR | 12 | 9 | 8 | 55 | 13 | 1.08 |
| 88. Gilberto Perez, Air Force | DL | JR | 9 | 7 | 5 | 29 | 9.5 | 1.06 |
| 88. Abe Brown, Louisville | DB | JR | 9 | 8 | 3 | 37 | 9.5 | 1.06 |
| 90. Kevin McCullough, Cincinnati | LB | JR | 10 | 9 | 3 | 29 | 10.5 | 1.05 |
| 91. Nate Harris, Louisville | LB | JR | 11 | 11 | 1 | 67 | 11.5 | 1.05 |
| 91. Johnny Jolly, Texas A&M | DL | SR | 11 | 8 | 7 | 58 | 11.5 | 1.05 |
| 91. Isaac Brown, Central Mich. | LB | JR | 11 | 8 | 7 | 45 | 11.5 | 1.05 |
| 91. Freddy Keiaho, San Diego St. | LB | SR | 11 | 11 | 1 | 48 | 11.5 | 1.05 |
| 91. Cody Kase, New Mexico | LB | SO | 11 | 10 | 3 | 43 | 11.5 | 1.05 |
| 91. Sir Henry Anderson, Oregon St. | DL | SR | 11 | 10 | 3 | 45 | 11.5 | 1.05 |
| 91. Desmond Sims, Arkansas | LB | JR | 11 | 6 | 11 | 77 | 11.5 | 1.05 |
| 98. Mike Alston, Toledo | LB | JR | 12 | 11 | 3 | 71 | 12.5 | 1.04 |
| 98. Le Kevin Smith, Nebraska | DL | SR | 12 | 12 | 1 | 54 | 12.5 | 1.04 |
| 98. Mark Zalewski, Wisconsin | LB | JR | 12 | 10 | 5 | 43 | 12.5 | 1.04 |
| 98. Brandon Meriweather, Miami (Fla.) | DB | JR | 12 | 11 | 3 | 33 | 12.5 | 1.04 |
| * Antwan Barnes, Florida Int'l | LB | JR | 11 | 14 | 3 | 87 | 15.5 | 1.41 |
| * Keyonvis Bouie, Florida Int'l | LB | JR | 9 | 9 | 4 | 26 | 11 | 1.22 |

Passes Defended

| Rank, Player | Pos | Cl. | G | PBU | Int. | Def. | PD/Gm |
|------------------------------------|-----|-----|----|-----|------|------|-------|
| 1. Tramon Williams, Louisiana Tech | DB | SR | 11 | 16 | 3 | 19 | 1.73 |
| 2. Joe Garcia, Nevada | DB | JR | 12 | 14 | 4 | 18 | 1.50 |
| 2. Mike Mickens, Cincinnati | DB | FR | 10 | 14 | 1 | 15 | 1.50 |
| 4. Kevin Stanley, Nevada | DB | SR | 11 | 15 | 1 | 16 | 1.45 |
| 5. Daymeion Hughes, California | DB | JR | 12 | 12 | 5 | 17 | 1.42 |
| 6. Jarrett Bush, Utah St. | DB | SR | 11 | 13 | 2 | 15 | 1.36 |
| 7. Alan Zemaitis, Penn St. | CB | SR | 12 | 10 | 6 | 16 | 1.33 |
| 7. Kelly Jennings, Miami (Fla.) | DB | SR | 12 | 13 | 3 | 16 | 1.33 |
| 9. Donny Baker, San Diego St. | DB | JR | 10 | 12 | 1 | 13 | 1.30 |
| 10. Courtney Bryan, New Mexico St. | DB | JR | 11 | 11 | 3 | 14 | 1.27 |
| 10. Joe Sturdivant, SMU | DB | JR | 11 | 11 | 3 | 14 | 1.27 |
| 10. Gemara Williams, Buffalo | DB | SR | 11 | 13 | 1 | 14 | 1.27 |
| 10. Anthony Smith, Syracuse | DB | SR | 11 | 8 | 6 | 14 | 1.27 |
| 10. Bernard Lay, Pittsburgh | DB | SR | 11 | 11 | 3 | 14 | 1.27 |
| 10. Jovon Johnson, Iowa | DB | SR | 11 | 11 | 3 | 14 | 1.27 |
| 16. Eric Weddle, Utah | DB | JR | 12 | 11 | 4 | 15 | 1.25 |
| 16. Terrell Maze, San Diego St. | DB | JR | 12 | 12 | 3 | 15 | 1.25 |
| 16. James Johnson, Arkansas St. | DB | SR | 12 | 11 | 4 | 15 | 1.25 |
| 19. John Talley, Duke | DB | JR | 11 | 8 | 5 | 13 | 1.18 |
| 19. Darrelle Revis, Pittsburgh | DB | SO | 11 | 9 | 4 | 13 | 1.18 |
| 19. Jack Williams, Kent St. | DB | SO | 11 | 9 | 4 | 13 | 1.18 |
| 22. Trumaine Banks, Minnesota | DB | JR | 12 | 13 | 1 | 14 | 1.17 |
| 22. Brandon McDonald, Memphis | DB | JR | 12 | 11 | 3 | 14 | 1.17 |
| 22. Marcus King, Missouri | DB | SR | 12 | 11 | 3 | 14 | 1.17 |
| 22. Aaron Gipson, Oregon | DB | SR | 12 | 7 | 7 | 14 | 1.17 |
| 22. Demetrice Webb, Florida | DB | JR | 12 | 13 | 1 | 14 | 1.17 |
| 27. Sabby Piscitelli, Oregon St. | DB | JR | 11 | 8 | 4 | 12 | 1.09 |
| 27. Kevin Dockery, Mississippi St. | DB | SR | 11 | 9 | 3 | 12 | 1.09 |
| 27. Zackary Bowman, Nebraska | DB | JR | 11 | 10 | 2 | 12 | 1.09 |
| 27. Bradley Robinson, Middle Tenn. | DB | SO | 11 | 7 | 5 | 12 | 1.09 |

| Rank, Player | Pos | Cl. | G | PBU | Int. | Def. | PD/Gm |
|---------------------------------------|-----|-----|----|-----|------|------|-------|
| 27. Alphonso Smith, Wake Forest | DB | FR | 11 | 9 | 3 | 12 | 1.09 |
| 27. Josh Gattis, Wake Forest | DB | JR | 11 | 7 | 5 | 12 | 1.09 |
| 27. Dion Byrum, Ohio | DB | SR | 11 | 6 | 6 | 12 | 1.09 |
| 27. Jelani Jordan, Bowling Green | DB | SR | 11 | 6 | 6 | 12 | 1.09 |
| 27. Darius Butler, Connecticut | DB | SO | 11 | 8 | 4 | 12 | 1.09 |
| 36. Quincy Butler, TCU | DB | SR | 12 | 8 | 5 | 13 | 1.08 |
| 36. Marcus Hudson, North Carolina St. | DB | SR | 12 | 11 | 2 | 13 | 1.08 |
| 36. DeAndre Jackson, Iowa St. | DB | JR | 12 | 8 | 5 | 13 | 1.08 |
| 36. Lorenzo Sims, Colorado | DB | JR | 12 | 12 | 1 | 13 | 1.08 |
| 36. Keon Jackson, Toledo | DB | SR | 12 | 9 | 4 | 13 | 1.08 |
| 36. Tim Mixon, California | DB | JR | 12 | 10 | 3 | 13 | 1.08 |
| 36. Fred Bennett, South Carolina | DB | JR | 12 | 10 | 3 | 13 | 1.08 |
| 36. Jonathan Joseph, South Carolina | DB | SR | 12 | 9 | 4 | 13 | 1.08 |
| 44. Richard Marshall, Fresno St. | DB | JR | 13 | 11 | 3 | 14 | 1.08 |
| 44. Gerald Alexander, Boise St. | DB | JR | 13 | 13 | 1 | 14 | 1.08 |
| 44. Joe Burnett, UCF | DB | FR | 13 | 9 | 5 | 14 | 1.08 |
| 44. Roderick Rogers, Wisconsin | DB | JR | 13 | 11 | 3 | 14 | 1.08 |
| 48. Willie Gaston, Houston | DB | SR | 12 | 11 | 1 | 12 | 1.00 |
| 48. Kasey Ross, East Caro. | DB | JR | 11 | 8 | 3 | 11 | 1.00 |
| 48. Robert Herbert, Colorado St. | DB | JR | 12 | 9 | 3 | 12 | 1.00 |
| 48. Chris Sutton, Air Force | DB | JR | 11 | 9 | 2 | 11 | 1.00 |
| 48. Drew Coleman, TCU | DB | SR | 12 | 8 | 4 | 12 | 1.00 |
| 48. Marcus Hamilton, Virginia | CB | JR | 12 | 6 | 6 | 12 | 1.00 |
| 48. Jeramie Johnson, Mississippi St. | DB | JR | 11 | 7 | 4 | 11 | 1.00 |
| 48. Justin Phinisee, Oregon | DB | SR | 12 | 8 | 4 | 12 | 1.00 |
| 48. Keenan Lewis, Oregon St. | DB | SO | 11 | 11 | 0 | 11 | 1.00 |
| 48. Louis Delmas, Western Mich. | CB | FR | 11 | 8 | 3 | 11 | 1.00 |
| 48. Mike Davis Jr., Arizona St. | DB | SR | 12 | 11 | 1 | 12 | 1.00 |
| 48. D.J. Wolfe, Oklahoma | DB | SO | 12 | 10 | 2 | 12 | 1.00 |
| 48. Marquis Carpenter, Texas A&M | DB | SO | 11 | 8 | 3 | 11 | 1.00 |
| 48. LaMarcus Hicks, Iowa St. | DB | SR | 12 | 7 | 5 | 12 | 1.00 |
| 48. Jason Simpson, Missouri | DB | SR | 11 | 11 | 0 | 11 | 1.00 |

| Rank, Player | Pos | Cl. | G | Passes | | | PD/Gm |
|---------------------------------------|-----|-----|----|--------|------|------|-------|
| | | | | PBU | Int. | Def. | |
| 48. Chaz Williams, La.-Monroe | DB | SO | 10 | 5 | 5 | 10 | 1.00 |
| 48. Cedrick Holt, North Carolina | DB | SR | 11 | 9 | 2 | 11 | 1.00 |
| 65. Tony Carter, Florida St. | DB | SO | 13 | 11 | 1 | 12 | .92 |
| 65. Michael Huff, Texas | DB | SR | 13 | 10 | 2 | 12 | .92 |
| 65. Ronnie Prude, LSU | CB | SR | 13 | 11 | 1 | 12 | .92 |
| 65. Orlando Scandrick, Boise St. | CB | FR | 13 | 11 | 1 | 12 | .92 |
| 65. Marty Tadman, Boise St. | DB | SO | 13 | 7 | 5 | 12 | .92 |
| 65. Nick Graham, Tulsa | DB | JR | 13 | 6 | 6 | 12 | .92 |
| 71. Jeremy Modkins, TCU | DB | SR | 12 | 8 | 3 | 11 | .92 |
| 71. Garland Heath, North Carolina St. | DB | JR | 12 | 6 | 5 | 11 | .92 |
| 71. Anwar Phillips, Penn St. | CB | SR | 12 | 10 | 1 | 11 | .92 |
| 71. LaRon Landry, LSU | DB | JR | 12 | 8 | 3 | 11 | .92 |
| 71. David Irons, Auburn | DB | SR | 12 | 11 | 0 | 11 | .92 |
| 71. Trey Brown, UCLA | DB | SO | 12 | 10 | 1 | 11 | .92 |
| 77. Daniel McEmore, Oklahoma St. | DB | SR | 11 | 9 | 1 | 10 | .91 |
| 77. Aqib Talib, Kansas | CB | FR | 11 | 8 | 2 | 10 | .91 |
| 77. James Todd, Baylor | DB | JR | 11 | 9 | 1 | 10 | .91 |
| 77. C.J. Wilson, Baylor | DB | JR | 11 | 5 | 5 | 10 | .91 |
| 77. Michael Grant, Arkansas | DB | SO | 11 | 7 | 3 | 10 | .91 |
| 77. Michael Coe, Arkansas | DB | JR | 11 | 7 | 3 | 10 | .91 |
| 77. Trestin George, San Jose St. | DB | SR | 11 | 7 | 3 | 10 | .91 |
| 77. Bobby Godinez, San Jose St. | LB | SR | 11 | 8 | 2 | 10 | .91 |
| 77. Herschel Henderson, Northwestern | DB | SR | 11 | 7 | 3 | 10 | .91 |
| 77. Thomas Smith, Bowling Green | LB | JR | 11 | 8 | 2 | 10 | .91 |
| 77. Derrick Martin, Wyoming | DB | JR | 11 | 7 | 3 | 10 | .91 |
| 77. Willie Smith, Marshall | DB | SR | 11 | 8 | 2 | 10 | .91 |
| 77. Ricky Wilson, Houston | DB | SO | 11 | 7 | 3 | 10 | .91 |
| 77. O.C. Collins, Memphis | DB | SR | 11 | 8 | 2 | 10 | .91 |
| 91. Vernell Brown, Florida | DB | SR | 10 | 6 | 3 | 9 | .90 |
| 92. Dan Connor, Penn St. | LB | SO | 9 | 8 | 0 | 8 | .89 |
| 93. Reggie Corner, Akron | DB | JR | 13 | 9 | 2 | 11 | .85 |
| 93. DeMario Minter, Georgia | DB | SR | 13 | 9 | 2 | 11 | .85 |
| 93. Cedric Griffin, Texas | DB | SR | 13 | 11 | 0 | 11 | .85 |
| 96. David Overstreet, Missouri | DB | JR | 12 | 8 | 2 | 10 | .83 |
| 96. Rufus Alexander, Oklahoma | LB | JR | 12 | 9 | 1 | 10 | .83 |
| 96. Keenan Little, Navy | DB | JR | 12 | 8 | 2 | 10 | .83 |
| 96. Mike Richardson, Notre Dame | DB | JR | 12 | 7 | 3 | 10 | .83 |
| 96. Antonio Malone, Toledo | DB | SR | 12 | 9 | 1 | 10 | .83 |
| 96. Spencer Havner, UCLA | LB | SR | 12 | 7 | 3 | 10 | .83 |
| 96. Harrison Smith, California | DB | SR | 12 | 8 | 2 | 10 | .83 |
| 96. Marcus Cassel, UCLA | DB | SR | 12 | 10 | 0 | 10 | .83 |
| 96. Ko Simpson, South Carolina | DB | SO | 12 | 9 | 1 | 10 | .83 |
| 96. Justin Robinson, Brigham Young | DB | JR | 12 | 10 | 0 | 10 | .83 |
| 96. Darnell Bing, Southern California | DB | JR | 12 | 6 | 4 | 10 | .83 |
| 96. Ashton Youboty, Ohio St. | DB | JR | 12 | 9 | 1 | 10 | .83 |
| 96. Marquice Cole, Northwestern | DB | JR | 12 | 5 | 5 | 10 | .83 |
| 96. Mike Lorello, West Virginia | DB | SR | 12 | 7 | 3 | 10 | .83 |
| 96. Nate Draughon, UTEP | DB | JR | 12 | 10 | 0 | 10 | .83 |
| * Lawrence Gordon, Fla. Atlantic | DB | SR | 11 | 10 | 1 | 11 | 1.00 |
| * Willie Hughley, Fla. Atlantic | DB | SR | 11 | 9 | 1 | 10 | .91 |

Forced Fumbles

| Rank, Player | Pos | Cl. | G | FF | FF/Gm |
|---|-----|-----|----|----|-------|
| 1. Elvis Dumervil, Louisville | DL | SR | 12 | 10 | .83 |
| 2. Dwayne Slay, Texas Tech | DB | SR | 12 | 8 | .67 |
| 3. Byron Santiago, Louisiana Tech | LB | SR | 11 | 6 | .55 |
| 4. Dominique Casper, UAB | DB | SR | 11 | 5 | .45 |
| 4. Christian Dunbar, Temple | DE | SR | 11 | 5 | .45 |
| 4. Dan Bazuin, Central Mich. | DL | JR | 11 | 5 | .45 |
| 7. Tyrrell Herbert, Toledo | DB | SO | 12 | 5 | .42 |
| 7. Mike Lorello, West Virginia | DB | SR | 12 | 5 | .42 |
| 7. Anthony Trucks, Oregon | LB | SR | 12 | 5 | .42 |
| 10. Omar Gaither, Tennessee | LB | SR | 11 | 4 | .36 |
| 10. James Wyche, Syracuse | DL | SR | 11 | 4 | .36 |
| 10. Eric Wicks, West Virginia | DB | JR | 11 | 4 | .36 |
| 10. Jay Henry, West Virginia | LB | JR | 11 | 4 | .36 |
| 10. Milton Harris, Maryland | DB | SR | 11 | 4 | .36 |
| 15. Terrence Royal, South Fla. | DL | SR | 12 | 4 | .33 |
| 15. Ben Moffitt, South Fla. | LB | SO | 12 | 4 | .33 |
| 15. John Panno, Indiana | RB | SR | 9 | 3 | .33 |
| 15. Patrick Bailey, Duke | LB | SO | 9 | 3 | .33 |
| 15. Kelly Jennings, Miami (Fla.) | DB | SR | 12 | 4 | .33 |
| 15. Carlton Baker, Memphis | OL | SR | 12 | 4 | .33 |
| 15. Jeremy Jones, UTEP | LB | JR | 12 | 4 | .33 |
| 15. DeAndre Jackson, Iowa St. | DB | JR | 12 | 4 | .33 |
| 15. Robert Herbert, Colorado St. | DB | JR | 12 | 4 | .33 |
| 15. David Vobora, Idaho | LB | SO | 9 | 3 | .33 |
| 15. Kila Kamakawio'ole, Hawaii | DL | SR | 12 | 4 | .33 |
| 26. Lawrence Jackson, Southern California | DL | SO | 13 | 4 | .31 |
| 27. Corvelli Haynes, Mississippi | DL | SR | 10 | 3 | .30 |
| 27. Travis Johnson, Mississippi | DB | SR | 10 | 3 | .30 |

| Rank, Player | Pos | Cl. | G | FF | FF/Gm |
|--------------------------------------|-----|-----|----|-----|-------|
| 27. Roger Williams, Kentucky | DB | SO | 10 | 3 | .30 |
| 27. Isaac Watts, UNLV | DL | SR | 10 | 3 | .30 |
| 27. Larry McSwain, UAB | JR | 10 | 3 | .30 | |
| 27. Anthony Hoke, Cincinnati | LB | SO | 10 | 3 | .30 |
| 27. Laverne Johnson, Troy | LB | SR | 10 | 3 | .30 |
| 27. Joshua Taylor, Ball St. | DB | SR | 10 | 3 | .30 |
| 27. Marcus Johnson, Miami (Ohio) | DL | SR | 10 | 3 | .30 |
| 36. Devon Parks, Bowling Green | DL | JR | 11 | 3 | .27 |
| 36. Justin Parrish, Kent St. | LB | SR | 11 | 3 | .27 |
| 36. Kevin Howe, Eastern Mich. | DL | JR | 11 | 3 | .27 |
| 36. Anthony Spencer, Purdue | DL | JR | 11 | 3 | .27 |
| 36. LaMarr Woodley, Michigan | LB | JR | 11 | 3 | .27 |
| 36. Michael Bazemore, Michigan St. | LB | SR | 11 | 3 | .27 |
| 36. Jason Schulte, La.-Monroe | LB | SR | 11 | 3 | .27 |
| 36. Ryan LaCasse, Syracuse | DL | SR | 11 | 3 | .27 |
| 36. Justin Rogers, SMU | DL | JR | 11 | 3 | .27 |
| 36. Oliver Hoyte, North Carolina St. | LB | SR | 11 | 3 | .27 |
| 36. James Johnson, Marshall | DB | FR | 11 | 3 | .27 |
| 36. Mike Groover, Wyoming | DL | JR | 11 | 3 | .27 |
| 36. John Flora, Wyoming | DL | SR | 11 | 3 | .27 |
| 36. Joe Lemma, Oregon St. | DL | JR | 11 | 3 | .27 |
| 36. Parys Haralson, Tennessee | DL | SR | 11 | 3 | .27 |
| 36. Kelvin Robinson, Mississippi | LB | SR | 11 | 3 | .27 |
| 36. Zach Diles, Kansas St. | LB | JR | 11 | 3 | .27 |
| 36. Montez Murphy, Baylor | DL | SR | 11 | 3 | .27 |
| 36. Jamar Ransom, Oklahoma St. | DB | SR | 11 | 3 | .27 |
| 36. Victor DeGrate, Oklahoma St. | LB | JR | 11 | 3 | .27 |
| 36. Antwon Burton, Temple | DL | SR | 11 | 3 | .27 |
| 36. Mike Mendenhall, Temple | DL | SR | 11 | 3 | .27 |
| 36. Dhyon Tarver, Army | DB | SR | 11 | 3 | .27 |
| 36. Mkristo Bruce, Washington St. | DL | JR | 11 | 3 | .27 |
| 36. Omowale Dada, Washington St. | DB | SR | 11 | 3 | .27 |
| 36. Jon Alston, Stanford | LB | SR | 11 | 3 | .27 |
| 62. Dale Robinson, Arizona St. | LB | SR | 12 | 3 | .25 |
| 62. Josh Golden, Arizona St. | DB | SR | 12 | 3 | .25 |
| 62. Corey Mays, Notre Dame | LB | SR | 12 | 3 | .25 |
| 62. Tyler Tidwell, Navy | LB | JR | 12 | 3 | .25 |
| 62. Rob Caldwell, Navy | LB | JR | 12 | 3 | .25 |
| 62. Colt Brooks, Boise St. | LB | JR | 12 | 3 | .25 |
| 62. Jeremy Modkins, TCU | DB | SR | 12 | 3 | .25 |
| 62. Tom Johnson, Southern Miss. | DL | SR | 12 | 3 | .25 |
| 62. Robert Henderson, Southern Miss. | DL | SO | 12 | 3 | .25 |
| 62. Scott Lee, Houston | DL | JR | 12 | 3 | .25 |
| 62. Gaines Adams, Clemson | DL | JR | 12 | 3 | .25 |
| 62. Kevis Coley, Southern Miss. | LB | SR | 12 | 3 | .25 |
| 62. Jay Moore, Nebraska | DL | JR | 12 | 3 | .25 |
| 62. Jerome Kemp, Kansas | RB | SR | 12 | 3 | .25 |
| 62. C.J. Ah You, Oklahoma | DL | JR | 12 | 3 | .25 |
| 62. Ryan Neill, Rutgers | DL | SR | 12 | 3 | .25 |
| 62. Courtney Greene, Rutgers | DB | FR | 12 | 3 | .25 |
| 62. Adam Ickes, Nebraska | LB | SR | 12 | 3 | .25 |
| 62. Abdul Hodge, Iowa | LB | SR | 12 | 3 | .25 |
| 62. Mitch King, Iowa | DB | FR | 12 | 3 | .25 |
| 62. John Shevlin, Minnesota | LB | SO | 12 | 3 | .25 |
| 83. Jermaine Reid, Akron | DL | JR | 13 | 3 | .23 |
| 83. Michael Huff, Texas | DB | SR | 13 | 3 | .23 |
| 83. Darryl Tapp, Virginia Tech | DL | SR | 13 | 3 | .23 |
| 83. Anthony Germany, Tulsa | DB | SO | 13 | 3 | .23 |
| 83. Paul Oliver, Georgia | DB | SO | 13 | 3 | .23 |
| 83. Ali Highsmith, LSU | LB | SO | 13 | 3 | .23 |
| 83. Scott Ware, Southern California | DB | SR | 13 | 3 | .23 |
| 90. Al Afalava, Oregon St. | DB | FR | 9 | 2 | .22 |
| 90. Brandon Thompson, Army | DL | SO | 9 | 2 | .22 |
| 90. Jonathan Najm, Arkansas St. | DL | JR | 9 | 2 | .22 |
| 93. Durell Mapp, North Carolina | LB | SO | 10 | 2 | .20 |
| 93. Jason Mitchell, Tennessee | LB | SR | 10 | 2 | .20 |
| 93. Patrick Willis, Mississippi | LB | JR | 10 | 2 | .20 |
| 93. Michael Heard, Mississippi St. | DL | JR | 10 | 2 | .20 |
| 93. Jeremy Payton, Arizona St. | WR | SO | 10 | 2 | .20 |
| 93. Bo Smith, Kentucky | DB | SR | 10 | 2 | .20 |
| 93. Curtis Keyes, Marshall | DL | JR | 10 | 2 | .20 |
| 100. Kris Guyton, UAB | LB | FR | 11 | 2 | .18 |
| 100. Melvin Bullitt, Texas A&M | DB | JR | 11 | 2 | .18 |
| 100. Joseph Red Bryant, Texas A&M | DL | SO | 11 | 2 | .18 |
| 100. John Syptak, Rice | DL | SR | 11 | 2 | .18 |
| 100. Adrian Haywood, SMU | DL | JR | 11 | 2 | .18 |
| 100. Chris Royal, Marshall | DB | SR | 11 | 2 | .18 |
| 100. Moqut Ruffins, Louisiana Tech | DL | SO | 11 | 2 | .18 |
| 100. DeAndre Wright, New Mexico | DB | FR | 11 | 2 | .18 |
| 100. Cory Hogue, UCF | LB | FR | 11 | 2 | .18 |
| 100. Preston Brown, Tulane | WR | JR | 11 | 2 | .18 |
| 100. Fred Hicks, East Caro. | DL | SO | 11 | 2 | .18 |

| Rank | Player | Pos | Cl. | G | FF | FF/Gm |
|------|--------------------------------------|-----|-----|----|----|-------|
| 100. | Jason Venson, UCF | DB | SO | 11 | 2 | .18 |
| 100. | Bobby Giannini, Air Force | DB | SO | 11 | 2 | .18 |
| 100. | Ward Dobbs, Wyoming | LB | FR | 11 | 2 | .18 |
| 100. | John Wendling, Wyoming | DB | JR | 11 | 2 | .18 |
| 100. | B. Jay Parsons, Kentucky | DL | SR | 11 | 2 | .18 |
| 100. | Simeon Castille, Alabama | DB | SO | 11 | 2 | .18 |
| 100. | John Chick, Utah St. | LB | SR | 11 | 2 | .18 |
| 100. | Bobby Godinez, San Jose St. | LB | SR | 11 | 2 | .18 |
| 100. | Kinji Green, San Jose St. | DL | SR | 11 | 2 | .18 |
| 100. | Jake Hutton, Utah St. | LB | FR | 11 | 2 | .18 |
| 100. | Andrew Pace, Vanderbilt | DB | SR | 11 | 2 | .18 |
| 100. | Moses Osemwegie, Vanderbilt | LB | SR | 11 | 2 | .18 |
| 100. | Darrell Brooks, Arizona | DB | SR | 11 | 2 | .18 |
| 100. | Jamar Williams, Arizona St. | LB | SR | 11 | 2 | .18 |
| 100. | Tahj Bomar, Washington | LB | JR | 11 | 2 | .18 |
| 100. | Nick Sanchez, Stanford | DB | JR | 11 | 2 | .18 |
| 100. | Evan Benjamin, Washington | LB | SR | 11 | 2 | .18 |
| 100. | C.J. Wallace, Washington | DB | JR | 11 | 2 | .18 |
| 100. | Jed Collins, Washington St. | LB | SO | 11 | 2 | .18 |
| 100. | Jesse Daniels, LSU | DB | JR | 11 | 2 | .18 |
| 100. | Jeramie Johnson, Mississippi St. | DB | JR | 11 | 2 | .18 |
| 100. | Willie Evans, Mississippi St. | DL | SR | 11 | 2 | .18 |
| 100. | Tremaine Tyler, South Carolina | DB | SR | 11 | 2 | .18 |
| 100. | Jayme Mitchell, Mississippi | DL | SR | 11 | 2 | .18 |
| 100. | Desmond Sims, Arkansas | LB | JR | 11 | 2 | .18 |
| 100. | Travis Williams, Auburn | LB | SR | 11 | 2 | .18 |
| 100. | Adam Braidwood, Washington St. | DL | SR | 11 | 2 | .18 |
| 100. | Rob Davis, Army | DB | SR | 11 | 2 | .18 |
| 100. | Brandon Guillory, La.-Monroe | DL | SR | 11 | 2 | .18 |
| 100. | Marshall Delesdernier, La.-Lafayette | DL | JR | 11 | 2 | .18 |
| 100. | Michael Brown, Duke | LB | FR | 11 | 2 | .18 |
| 100. | David Holloway, Maryland | LB | JR | 11 | 2 | .18 |
| 100. | Conrad Bolston, Maryland | DL | JR | 11 | 2 | .18 |
| 100. | Mahlon Carey, North Carolina | DB | SR | 11 | 2 | .18 |
| 100. | Keon Raymond, Middle Tenn. | DB | SR | 11 | 2 | .18 |
| 100. | Mark Risher, La.-Lafayette | LB | SO | 11 | 2 | .18 |
| 100. | Phillip Graves, North Texas | LB | JR | 11 | 2 | .18 |
| 100. | Joseph Miller, North Texas | DT | FR | 11 | 2 | .18 |

| Rank | Player | Pos | Cl. | G | FF | FF/Gm |
|------|---------------------------------|-----|-----|----|----|-------|
| 100. | Marlin Maxwell, Central Mich. | DB | SR | 11 | 2 | .18 |
| 100. | Tom Crabtree, Miami (Ohio) | TE | FR | 11 | 2 | .18 |
| 100. | Austin Pritchard, Western Mich. | LB | FR | 11 | 2 | .18 |
| 100. | Ryan Redd, Miami (Ohio) | DB | SR | 11 | 2 | .18 |
| 100. | Dion Byrum, Ohio | DB | SR | 11 | 2 | .18 |
| 100. | Michael Graham, Ohio | LB | JR | 11 | 2 | .18 |
| 100. | Bryan Cummings, Buffalo | LB | SR | 11 | 2 | .18 |
| 100. | Darrell Hunter, Miami (Ohio) | DB | SR | 11 | 2 | .18 |
| 100. | Scooter McIntosh, Western Mich. | FS | SO | 11 | 2 | .18 |
| 100. | Darran Matthews, Eastern Mich. | LB | SO | 11 | 2 | .18 |
| 100. | Kyle Killion, Indiana | LB | SR | 11 | 2 | .18 |
| 100. | Deandre Levy, Wisconsin | LB | FR | 11 | 2 | .18 |
| 100. | Dave Harris, Michigan | LB | SR | 11 | 2 | .18 |
| 100. | J Leman, Illinois | LB | SO | 11 | 2 | .18 |
| 100. | Sir Darean Adams, Michigan St. | DB | SO | 11 | 2 | .18 |
| 100. | Johnny White, Wisconsin | DB | JR | 11 | 2 | .18 |
| 100. | Stryker Sulak, Missouri | DL | FR | 11 | 2 | .18 |
| 100. | Aqib Talib, Kansas | CB | FR | 11 | 2 | .18 |
| 100. | Ted Sims, Kansas St. | LB | SR | 11 | 2 | .18 |
| 100. | Colin Allred, Baylor | LB | SR | 11 | 2 | .18 |
| 100. | Michael Gary, Baylor | DL | SR | 11 | 2 | .18 |
| 100. | Marcus Foreman, Baylor | LB | JR | 11 | 2 | .18 |
| 100. | Justin McKinney, Kansas St. | DB | SO | 11 | 2 | .18 |
| 100. | Marcus Watts, Kansas St. | DB | JR | 11 | 2 | .18 |
| 100. | Brandon Archer, Kansas St. | LB | JR | 11 | 2 | .18 |
| 100. | Roderick Johnson, Oklahoma St. | LB | SO | 11 | 2 | .18 |
| 100. | Ricky Brown, Boston College | LB | SR | 11 | 2 | .18 |
| 100. | Tez Morris, Pittsburgh | DB | SR | 11 | 2 | .18 |
| 100. | Steve Gregory, Syracuse | WR | SR | 11 | 2 | .18 |
| 100. | Nate Harris, Louisville | LB | JR | 11 | 2 | .18 |
| 100. | Anthony Williams, Cincinnati | LB | SO | 11 | 2 | .18 |
| 100. | Thomas Claggett, Cincinnati | DL | FR | 11 | 2 | .18 |
| 100. | Jonathon Smith, Connecticut | LB | SO | 11 | 2 | .18 |
| 100. | James Hargrave, Connecticut | LB | SR | 11 | 2 | .18 |
| 100. | Anthony Smith, Syracuse | DB | SR | 11 | 2 | .18 |
| 100. | Rhema Fuller, Connecticut | DL | SR | 11 | 2 | .18 |
| 100. | Kellen Pruitt, Syracuse | LB | SR | 11 | 2 | .18 |
| | * Antwan Barnes, Florida Int'l | LB | JR | 11 | 3 | .27 |

2005 Division I-A Team Statistics

(*Team was a Division I-A provisional member in 2005)

| Rushing Offense | | | | | | | | | | |
|-----------------|---------------------|----|-----|-------|------|----|--------|----|----|---|
| Rank | Team | G | Att | Net | Avg. | TD | Yds/Gm | W | L | T |
| 1. | Navy | 12 | 671 | 3,824 | 5.70 | 45 | 318.67 | 8 | 4 | 0 |
| 2. | Texas | 13 | 605 | 3,574 | 5.91 | 55 | 274.92 | 13 | 0 | 0 |
| 3. | Minnesota | 12 | 610 | 3,277 | 5.37 | 34 | 273.08 | 7 | 5 | 0 |
| 4. | West Virginia | 12 | 625 | 3,269 | 5.23 | 34 | 272.42 | 11 | 1 | 0 |
| 5. | Memphis | 12 | 597 | 3,215 | 5.39 | 28 | 267.92 | 7 | 5 | 0 |
| 6. | Southern California | 13 | 525 | 3,380 | 6.44 | 51 | 260.00 | 12 | 1 | 0 |
| 7. | La.-Lafayette | 11 | 531 | 2,797 | 5.27 | 34 | 254.27 | 6 | 5 | 0 |
| 8. | Air Force | 11 | 588 | 2,712 | 4.61 | 28 | 246.55 | 4 | 7 | 0 |
| 9. | California | 12 | 483 | 2,823 | 5.84 | 27 | 235.25 | 8 | 4 | 0 |
| 10. | Texas A&M | 11 | 452 | 2,584 | 5.72 | 24 | 234.91 | 5 | 6 | 0 |
| 11. | Rice | 11 | 600 | 2,576 | 4.29 | 22 | 234.18 | 1 | 10 | 0 |
| 12. | Arkansas | 11 | 481 | 2,386 | 4.96 | 19 | 216.91 | 4 | 7 | 0 |
| 13. | Toledo | 12 | 490 | 2,602 | 5.31 | 20 | 216.83 | 9 | 3 | 0 |
| 14. | Penn St. | 12 | 503 | 2,553 | 5.08 | 29 | 212.75 | 11 | 1 | 0 |
| 15. | Washington St. | 11 | 440 | 2,332 | 5.30 | 20 | 212.00 | 4 | 7 | 0 |
| 16. | Northern Ill. | 12 | 478 | 2,480 | 5.19 | 28 | 206.67 | 7 | 5 | 0 |
| 17. | Missouri | 12 | 512 | 2,463 | 4.81 | 26 | 205.25 | 7 | 5 | 0 |
| 18. | South Fla. | 12 | 579 | 2,436 | 4.21 | 23 | 203.00 | 6 | 6 | 0 |
| 19. | Boise St. | 13 | 560 | 2,632 | 4.70 | 36 | 202.46 | 9 | 4 | 0 |
| 20. | Michigan St. | 11 | 453 | 2,220 | 4.90 | 22 | 201.82 | 5 | 6 | 0 |
| 21. | New Mexico | 11 | 527 | 2,200 | 4.17 | 23 | 200.00 | 6 | 5 | 0 |
| 22. | Nevada | 12 | 536 | 2,394 | 4.47 | 29 | 199.50 | 9 | 3 | 0 |
| 23. | Wake Forest | 11 | 525 | 2,173 | 4.14 | 20 | 197.55 | 4 | 7 | 0 |
| 24. | Ohio St. | 12 | 506 | 2,360 | 4.66 | 23 | 196.67 | 10 | 2 | 0 |
| 25. | Auburn | 12 | 481 | 2,329 | 4.84 | 28 | 194.08 | 9 | 3 | 0 |
| 26. | Northwestern | 12 | 462 | 2,323 | 5.03 | 25 | 193.58 | 7 | 5 | 0 |
| 27. | Arkansas St. | 12 | 481 | 2,318 | 4.82 | 21 | 193.17 | 6 | 6 | 0 |
| 28. | TCU | 12 | 537 | 2,306 | 4.29 | 32 | 192.17 | 11 | 1 | 0 |
| 29. | Virginia Tech | 13 | 599 | 2,479 | 4.14 | 30 | 190.69 | 11 | 2 | 0 |
| 30. | Louisville | 12 | 472 | 2,262 | 4.79 | 41 | 188.50 | 9 | 3 | 0 |

| Rank | Team | G | Att | Net | Avg. | TD | Yds/Gm | W | L | T |
|------|----------------|----|-----|-------|------|----|--------|----|---|---|
| 31. | Purdue | 11 | 416 | 2,054 | 4.94 | 31 | 186.73 | 5 | 6 | 0 |
| 32. | Utah | 12 | 494 | 2,142 | 4.34 | 18 | 178.50 | 7 | 5 | 0 |
| 33. | Oklahoma | 12 | 526 | 2,130 | 4.05 | 27 | 177.50 | 8 | 4 | 0 |
| 34. | Connecticut | 11 | 486 | 1,923 | 3.96 | 17 | 174.82 | 5 | 6 | 0 |
| 35. | Iowa | 12 | 436 | 2,096 | 4.81 | 19 | 174.67 | 7 | 5 | 0 |
| 36. | Ohio | 11 | 427 | 1,915 | 4.48 | 16 | 174.09 | 4 | 7 | 0 |
| 37. | Wisconsin | 13 | 572 | 2,186 | 3.82 | 31 | 168.15 | 10 | 3 | 0 |
| 38. | UCF | 13 | 557 | 2,172 | 3.90 | 18 | 167.08 | 8 | 5 | 0 |
| 39. | Houston | 12 | 477 | 1,997 | 4.19 | 23 | 166.42 | 6 | 6 | 0 |
| 40. | Tulsa | 13 | 491 | 2,158 | 4.40 | 29 | 166.00 | 9 | 4 | 0 |
| 41. | Fresno St. | 13 | 476 | 2,140 | 4.50 | 25 | 164.62 | 8 | 5 | 0 |
| 42. | Rutgers | 12 | 454 | 1,947 | 4.29 | 16 | 162.25 | 7 | 5 | 0 |
| 43. | Georgia | 13 | 455 | 2,108 | 4.63 | 16 | 162.15 | 10 | 3 | 0 |
| 44. | Michigan | 12 | 499 | 1,939 | 3.89 | 16 | 161.58 | 7 | 5 | 0 |
| 45. | UCLA | 12 | 436 | 1,928 | 4.42 | 21 | 160.67 | 10 | 2 | 0 |
| 46. | Central Mich. | 11 | 434 | 1,747 | 4.03 | 15 | 158.82 | 6 | 5 | 0 |
| 47. | Illinois | 11 | 438 | 1,740 | 3.97 | 9 | 158.18 | 2 | 9 | 0 |
| 48. | Oklahoma St. | 11 | 432 | 1,693 | 3.92 | 16 | 153.91 | 4 | 7 | 0 |
| 49. | Georgia Tech | 12 | 464 | 1,845 | 3.98 | 13 | 153.75 | 7 | 5 | 0 |
| 50. | Clemson | 12 | 450 | 1,836 | 4.08 | 20 | 153.00 | 8 | 4 | 0 |
| 51. | Brigham Young | 12 | 418 | 1,828 | 4.37 | 24 | 152.33 | 6 | 6 | 0 |
| 52. | LSU | 13 | 509 | 1,951 | 3.83 | 21 | 150.08 | 11 | 2 | 0 |
| 53. | Louisiana Tech | 11 | 428 | 1,623 | 3.79 | 19 | 147.55 | 7 | 4 | 0 |
| 54. | San Diego St. | 12 | 458 | 1,770 | 3.86 | 16 | 147.50 | 5 | 7 | 0 |
| 55. | Notre Dame | 12 | 491 | 1,765 | 3.59 | 21 | 147.08 | 9 | 3 | 0 |
| 56. | Florida | 12 | 455 | 1,761 | 3.87 | 19 | 146.75 | 9 | 3 | 0 |
| 57. | Western Mich. | 11 | 427 | 1,605 | 3.76 | 10 | 145.91 | 7 | 4 | 0 |
| 58. | Arizona St. | 12 | 447 | 1,748 | 3.91 | 18 | 145.67 | 7 | 5 | 0 |
| 59. | Boston College | 12 | 449 | 1,740 | 3.88 | 21 | 145.00 | 9 | 3 | 0 |
| 60. | San Jose St. | 11 | 389 | 1,590 | 4.09 | 14 | 144.55 | 3 | 8 | 0 |
| 61. | Bowling Green | 11 | 418 | 1,582 | 3.78 | 19 | 143.82 | 6 | 5 | 0 |
| 62. | North Texas | 11 | 405 | 1,569 | 3.87 | 8 | 142.64 | 2 | 9 | 0 |

| Rank, Team | G | Att | Net | Avg. | TD | Yds/Gm | W | L | T | Rank, Team | G | Att | Net | Avg. | TD | Yds/Gm | W | L | T |
|----------------------------|----|-----|-------|------|----|--------|----|----|---|--------------------------|----|-----|-------|------|----|--------|---|----|---|
| 63. Virginia..... | 12 | 450 | 1,711 | 3.80 | 20 | 142.58 | 7 | 5 | 0 | 91. Wyoming..... | 11 | 356 | 1,292 | 3.63 | 15 | 117.45 | 4 | 7 | 0 |
| 64. UAB..... | 11 | 364 | 1,568 | 4.31 | 14 | 142.55 | 5 | 6 | 0 | 92. Utah St..... | 11 | 437 | 1,287 | 2.95 | 10 | 117.00 | 3 | 8 | 0 |
| 65. Alabama..... | 12 | 463 | 1,710 | 3.69 | 12 | 142.50 | 10 | 2 | 0 | 93. Pittsburgh..... | 11 | 402 | 1,285 | 3.20 | 9 | 116.82 | 5 | 6 | 0 |
| 66. Army..... | 11 | 472 | 1,543 | 3.27 | 16 | 140.27 | 4 | 7 | 0 | 94. Vanderbilt..... | 11 | 361 | 1,266 | 3.51 | 16 | 115.09 | 5 | 6 | 0 |
| 67. La.-Monroe..... | 11 | 403 | 1,531 | 3.80 | 17 | 139.18 | 5 | 6 | 0 | 95. Southern Miss..... | 12 | 409 | 1,336 | 3.27 | 16 | 111.33 | 7 | 5 | 0 |
| 68. Kansas St..... | 11 | 432 | 1,522 | 3.52 | 16 | 138.36 | 5 | 6 | 0 | 96. Iowa St..... | 12 | 491 | 1,328 | 2.70 | 20 | 110.67 | 7 | 5 | 0 |
| 69. Mississippi St..... | 11 | 385 | 1,514 | 3.93 | 9 | 137.64 | 3 | 8 | 0 | 97. Colorado..... | 13 | 428 | 1,434 | 3.35 | 15 | 110.31 | 7 | 6 | 0 |
| 70. Miami (Fla.)..... | 12 | 448 | 1,651 | 3.69 | 18 | 137.58 | 9 | 3 | 0 | 98. Ball St..... | 11 | 412 | 1,210 | 2.94 | 8 | 110.00 | 4 | 7 | 0 |
| 71. East Caro..... | 11 | 394 | 1,512 | 3.84 | 17 | 137.45 | 5 | 6 | 0 | 99. Baylor..... | 11 | 385 | 1,209 | 3.14 | 10 | 109.91 | 5 | 6 | 0 |
| 72. Washington..... | 11 | 380 | 1,487 | 3.91 | 15 | 135.18 | 2 | 9 | 0 | 100. Middle Tenn..... | 11 | 429 | 1,200 | 2.80 | 18 | 109.09 | 4 | 7 | 0 |
| 73. Maryland..... | 11 | 432 | 1,483 | 3.43 | 16 | 134.82 | 5 | 6 | 0 | 101. Buffalo..... | 11 | 410 | 1,199 | 2.92 | 7 | 109.00 | 1 | 10 | 0 |
| 74. Oregon..... | 12 | 427 | 1,612 | 3.78 | 16 | 134.33 | 10 | 2 | 0 | 102. UNLV..... | 11 | 366 | 1,188 | 3.25 | 10 | 108.00 | 2 | 9 | 0 |
| 75. Kansas..... | 12 | 425 | 1,608 | 3.78 | 15 | 134.00 | 7 | 5 | 0 | 103. Akron..... | 13 | 422 | 1,395 | 3.31 | 12 | 107.31 | 7 | 6 | 0 |
| 75. Miami (Ohio)..... | 11 | 412 | 1,474 | 3.58 | 15 | 134.00 | 7 | 4 | 0 | 104. Texas Tech..... | 12 | 308 | 1,284 | 4.17 | 25 | 107.00 | 9 | 3 | 0 |
| 77. SMU..... | 11 | 416 | 1,454 | 3.50 | 13 | 132.18 | 5 | 6 | 0 | 105. Syracuse..... | 11 | 396 | 1,172 | 2.96 | 11 | 106.55 | 1 | 10 | 0 |
| 78. Indiana..... | 11 | 425 | 1,443 | 3.40 | 9 | 131.18 | 4 | 7 | 0 | 106. North Carolina..... | 11 | 403 | 1,116 | 2.77 | 10 | 101.45 | 5 | 6 | 0 |
| 79. Kentucky..... | 11 | 391 | 1,415 | 3.62 | 21 | 128.64 | 3 | 8 | 0 | 107. Nebraska..... | 12 | 420 | 1,152 | 2.74 | 10 | 96.00 | 8 | 4 | 0 |
| 80. Tennessee..... | 11 | 399 | 1,411 | 3.54 | 10 | 128.27 | 5 | 6 | 0 | 108. South Carolina..... | 12 | 365 | 1,142 | 3.13 | 13 | 95.17 | 7 | 5 | 0 |
| 81. Duke..... | 11 | 435 | 1,398 | 3.21 | 16 | 127.09 | 1 | 10 | 0 | 109. Florida St..... | 13 | 376 | 1,222 | 3.25 | 20 | 94.00 | 8 | 5 | 0 |
| 82. Cincinnati..... | 11 | 426 | 1,370 | 3.22 | 10 | 124.55 | 4 | 7 | 0 | 110. Stanford..... | 11 | 387 | 1,015 | 2.62 | 8 | 92.27 | 5 | 6 | 0 |
| 83. North Carolina St..... | 12 | 440 | 1,493 | 3.39 | 13 | 124.42 | 7 | 5 | 0 | 111. Hawaii..... | 12 | 279 | 1,103 | 3.95 | 11 | 91.92 | 5 | 7 | 0 |
| 84. Marshall..... | 11 | 375 | 1,363 | 3.63 | 13 | 123.91 | 4 | 7 | 0 | 112. Tulane..... | 11 | 341 | 979 | 2.87 | 9 | 89.00 | 2 | 9 | 0 |
| 85. Eastern Mich..... | 11 | 359 | 1,355 | 3.77 | 10 | 123.18 | 4 | 7 | 0 | 113. Temple..... | 11 | 381 | 902 | 2.37 | 9 | 82.00 | 0 | 11 | 0 |
| 86. Oregon St..... | 11 | 415 | 1,348 | 3.25 | 17 | 122.55 | 5 | 6 | 0 | 114. New Mexico St..... | 12 | 347 | 941 | 2.71 | 8 | 78.42 | 0 | 12 | 0 |
| 87. UTEP..... | 12 | 395 | 1,466 | 3.71 | 14 | 122.17 | 8 | 4 | 0 | 115. Idaho..... | 11 | 350 | 862 | 2.46 | 8 | 78.36 | 2 | 9 | 0 |
| 88. Arizona..... | 11 | 382 | 1,342 | 3.51 | 11 | 122.00 | 3 | 8 | 0 | 116. Mississippi..... | 11 | 332 | 806 | 2.43 | 6 | 73.27 | 3 | 8 | 0 |
| 89. Colorado St..... | 12 | 420 | 1,460 | 3.48 | 14 | 121.67 | 6 | 6 | 0 | 117. Kent St..... | 11 | 284 | 505 | 1.78 | 5 | 45.91 | 1 | 10 | 0 |
| 90. Troy..... | 11 | 430 | 1,300 | 3.02 | 6 | 118.18 | 4 | 7 | 0 | * Florida Int'l..... | 11 | 358 | 1,348 | 3.77 | 12 | 122.55 | 5 | 6 | 0 |
| | | | | | | | | | | * Fla. Atlantic..... | 11 | 423 | 1,259 | 2.98 | 6 | 114.45 | 2 | 9 | 0 |

STATISTICAL LEADERS

Passing Offense

| Rank, Team | G | Att | Comp | Int | Pct. | Yds | Yds/Att | TD | Yds/Gm | IPct | Yds/Cmp | W | L | T |
|-----------------------------|----|-----|------|-----|-------|-------|---------|----|--------|------|---------|----|----|---|
| 1. Texas Tech..... | 12 | 588 | 391 | 12 | 66.50 | 4,666 | 7.94 | 34 | 388.8 | 2.04 | 11.93 | 9 | 3 | 0 |
| 2. Hawaii..... | 12 | 578 | 379 | 15 | 65.57 | 4,611 | 7.98 | 37 | 384.3 | 2.60 | 12.17 | 5 | 7 | 0 |
| 3. Arizona St..... | 12 | 493 | 312 | 11 | 63.29 | 4,481 | 9.09 | 38 | 373.4 | 2.23 | 14.36 | 7 | 5 | 0 |
| 4. Notre Dame..... | 12 | 454 | 294 | 8 | 64.76 | 3,963 | 8.73 | 32 | 330.3 | 1.76 | 13.48 | 9 | 3 | 0 |
| 5. Southern California..... | 13 | 481 | 312 | 10 | 64.86 | 4,157 | 8.64 | 32 | 319.8 | 2.08 | 13.32 | 12 | 1 | 0 |
| 6. Brigham Young..... | 12 | 516 | 332 | 13 | 64.34 | 3,721 | 7.21 | 27 | 310.1 | 2.52 | 11.21 | 6 | 6 | 0 |
| 7. Northwestern..... | 12 | 512 | 320 | 9 | 62.50 | 3,681 | 7.19 | 22 | 306.8 | 1.76 | 11.50 | 7 | 5 | 0 |
| 8. Oregon..... | 12 | 482 | 303 | 10 | 62.86 | 3,654 | 7.58 | 28 | 304.5 | 2.07 | 12.06 | 10 | 2 | 0 |
| 9. UTEP..... | 12 | 458 | 268 | 20 | 58.52 | 3,607 | 7.88 | 29 | 300.6 | 4.37 | 13.46 | 8 | 4 | 0 |
| 10. Oregon St..... | 11 | 459 | 267 | 23 | 58.17 | 3,261 | 7.10 | 13 | 296.5 | 5.01 | 12.21 | 5 | 6 | 0 |
| 11. Michigan St..... | 11 | 381 | 252 | 13 | 66.14 | 3,250 | 8.53 | 24 | 295.5 | 3.41 | 12.90 | 5 | 6 | 0 |
| 12. Utah..... | 12 | 415 | 258 | 10 | 62.17 | 3,534 | 8.52 | 26 | 294.5 | 2.41 | 13.70 | 7 | 5 | 0 |
| 13. Louisville..... | 12 | 376 | 246 | 10 | 65.43 | 3,523 | 9.37 | 24 | 293.6 | 2.66 | 14.32 | 9 | 3 | 0 |
| 14. UAB..... | 11 | 389 | 245 | 12 | 62.98 | 3,213 | 8.26 | 23 | 292.1 | 3.08 | 13.11 | 5 | 6 | 0 |
| 15. Miami (Ohio)..... | 11 | 445 | 254 | 14 | 57.08 | 3,208 | 7.21 | 27 | 291.6 | 3.15 | 12.63 | 7 | 4 | 0 |
| 16. Colorado St..... | 12 | 402 | 248 | 15 | 61.69 | 3,436 | 8.55 | 25 | 286.3 | 3.73 | 13.85 | 6 | 6 | 0 |
| 17. Bowling Green..... | 11 | 411 | 249 | 11 | 60.58 | 3,123 | 7.60 | 29 | 283.9 | 2.68 | 12.54 | 6 | 5 | 0 |
| 18. Florida St..... | 13 | 526 | 303 | 19 | 57.60 | 3,674 | 6.98 | 21 | 282.6 | 3.61 | 12.13 | 8 | 5 | 0 |
| 19. Vanderbilt..... | 11 | 467 | 274 | 9 | 58.67 | 3,086 | 6.61 | 21 | 280.5 | 1.93 | 11.26 | 5 | 6 | 0 |
| 20. Washington St..... | 11 | 381 | 216 | 13 | 56.69 | 3,050 | 8.01 | 25 | 277.3 | 3.41 | 14.12 | 4 | 7 | 0 |
| 21. Akron..... | 13 | 541 | 284 | 12 | 52.50 | 3,601 | 6.66 | 24 | 277.0 | 2.22 | 12.68 | 7 | 6 | 0 |
| 22. Houston..... | 12 | 422 | 255 | 15 | 60.43 | 3,268 | 7.74 | 19 | 272.3 | 3.55 | 12.82 | 6 | 6 | 0 |
| 23. UCLA..... | 12 | 389 | 247 | 6 | 63.50 | 3,244 | 8.34 | 34 | 270.3 | 1.54 | 13.13 | 10 | 2 | 0 |
| 24. New Mexico St..... | 12 | 547 | 310 | 22 | 56.67 | 3,192 | 5.84 | 17 | 266.0 | 4.02 | 10.30 | 0 | 12 | 0 |
| 25. Fresno St..... | 13 | 430 | 271 | 16 | 63.02 | 3,384 | 7.87 | 31 | 260.3 | 3.72 | 12.49 | 8 | 5 | 0 |
| 26. Central Mich..... | 11 | 426 | 259 | 6 | 60.80 | 2,861 | 6.72 | 16 | 260.1 | 1.41 | 11.05 | 6 | 5 | 0 |
| 27. Iowa..... | 12 | 404 | 245 | 8 | 60.64 | 3,093 | 7.66 | 23 | 257.8 | 1.98 | 12.62 | 7 | 5 | 0 |
| 28. Idaho..... | 11 | 423 | 239 | 19 | 56.50 | 2,830 | 6.69 | 17 | 257.3 | 4.49 | 11.84 | 2 | 9 | 0 |
| 29. East Caro..... | 11 | 370 | 224 | 8 | 60.54 | 2,816 | 7.61 | 14 | 256.0 | 2.16 | 12.57 | 5 | 6 | 0 |
| 30. Nevada..... | 12 | 406 | 249 | 11 | 61.33 | 2,998 | 7.38 | 21 | 249.8 | 2.71 | 12.04 | 9 | 3 | 0 |
| 31. Maryland..... | 11 | 351 | 210 | 17 | 59.83 | 2,740 | 7.81 | 15 | 249.1 | 4.84 | 13.05 | 5 | 6 | 0 |
| 32. Western Mich..... | 11 | 385 | 243 | 11 | 63.12 | 2,712 | 7.04 | 30 | 246.5 | 2.86 | 11.16 | 7 | 4 | 0 |
| 33. Southern Miss..... | 12 | 409 | 224 | 13 | 54.77 | 2,952 | 7.22 | 23 | 246.0 | 3.18 | 13.18 | 7 | 5 | 0 |
| 34. Wyoming..... | 11 | 377 | 223 | 19 | 59.15 | 2,703 | 7.17 | 18 | 245.7 | 5.04 | 12.12 | 4 | 7 | 0 |
| 35. Boston College..... | 12 | 416 | 260 | 12 | 62.50 | 2,913 | 7.00 | 17 | 242.8 | 2.88 | 11.20 | 9 | 3 | 0 |
| 36. Purdue..... | 11 | 428 | 241 | 13 | 56.31 | 2,659 | 6.21 | 10 | 241.7 | 3.04 | 11.03 | 5 | 6 | 0 |
| 37. Iowa St..... | 12 | 368 | 227 | 10 | 61.68 | 2,876 | 7.82 | 19 | 239.7 | 2.72 | 12.67 | 7 | 5 | 0 |
| 38. Kent St..... | 11 | 467 | 262 | 22 | 56.10 | 2,612 | 5.59 | 15 | 237.5 | 4.71 | 9.97 | 1 | 10 | 0 |
| 39. Northern Ill..... | 12 | 337 | 229 | 10 | 67.95 | 2,849 | 8.45 | 24 | 237.4 | 2.97 | 12.44 | 7 | 5 | 0 |
| 40. Texas..... | 12 | 336 | 218 | 11 | 64.88 | 3,083 | 9.18 | 26 | 237.2 | 3.27 | 14.14 | 13 | 0 | 0 |
| 41. Tulsa..... | 13 | 406 | 255 | 8 | 62.81 | 3,071 | 7.56 | 21 | 236.2 | 1.97 | 12.04 | 9 | 4 | 0 |
| 42. Rutgers..... | 12 | 357 | 206 | 19 | 57.70 | 2,818 | 7.89 | 20 | 234.8 | 5.32 | 13.68 | 7 | 5 | 0 |
| 43. UCF..... | 13 | 394 | 233 | 9 | 59.14 | 3,045 | 7.73 | 24 | 234.2 | 2.28 | 13.07 | 8 | 5 | 0 |
| 44. Tulane..... | 11 | 423 | 218 | 16 | 51.54 | 2,551 | 6.03 | 20 | 231.9 | 3.78 | 11.70 | 2 | 9 | 0 |
| 45. Clemson..... | 12 | 377 | 248 | 10 | 65.78 | 2,779 | 7.37 | 14 | 231.6 | 2.65 | 11.21 | 8 | 4 | 0 |
| 45. San Diego St..... | 12 | 401 | 246 | 14 | 61.35 | 2,779 | 6.93 | 20 | 231.6 | 3.49 | 11.30 | 5 | 7 | 0 |
| 47. Toledo..... | 12 | 378 | 241 | 13 | 63.76 | 2,763 | 7.31 | 30 | 230.3 | 3.44 | 11.46 | 9 | 3 | 0 |

| Rank, Team | G | Att | Comp | Int | Pct. | Yds | Yds/ Att | TD | Yds/ Gm | IPct | Yds/ Cmp | W | L | T |
|----------------------------|----|-----|------|-----|-------|-------|-------------|----|------------|------|-------------|----|----|---|
| 48. Arizona..... | 11 | 368 | 211 | 16 | 57.34 | 2,522 | 6.85 | 19 | 229.3 | 4.35 | 11.95 | 3 | 8 | 0 |
| 49. Georgia..... | 13 | 363 | 201 | 7 | 55.37 | 2,977 | 8.20 | 26 | 229.0 | 1.93 | 14.81 | 10 | 3 | 0 |
| 50. Wisconsin..... | 13 | 337 | 200 | 9 | 59.35 | 2,969 | 8.81 | 22 | 228.4 | 2.67 | 14.85 | 10 | 3 | 0 |
| 51. Florida..... | 12 | 385 | 241 | 7 | 62.60 | 2,720 | 7.06 | 20 | 226.7 | 1.82 | 11.29 | 9 | 3 | 0 |
| 52. Ohio St..... | 12 | 302 | 196 | 5 | 64.90 | 2,708 | 8.97 | 18 | 225.7 | 1.66 | 13.82 | 10 | 2 | 0 |
| 53. Missouri..... | 12 | 469 | 277 | 11 | 59.06 | 2,694 | 5.74 | 15 | 224.5 | 2.35 | 9.73 | 7 | 5 | 0 |
| 54. Nebraska..... | 12 | 444 | 239 | 13 | 53.83 | 2,692 | 6.06 | 20 | 224.3 | 2.93 | 11.26 | 8 | 4 | 0 |
| 55. LSU..... | 13 | 360 | 216 | 10 | 60.00 | 2,912 | 8.09 | 22 | 224.0 | 2.78 | 13.48 | 11 | 2 | 0 |
| 56. Stanford..... | 11 | 337 | 207 | 8 | 61.42 | 2,463 | 7.31 | 18 | 223.9 | 2.37 | 11.90 | 5 | 6 | 0 |
| 57. Virginia..... | 12 | 363 | 224 | 13 | 61.71 | 2,684 | 7.39 | 15 | 223.7 | 3.58 | 11.98 | 7 | 5 | 0 |
| 58. Washington..... | 11 | 324 | 170 | 8 | 52.47 | 2,451 | 7.56 | 12 | 222.8 | 2.47 | 14.42 | 2 | 9 | 0 |
| 59. Colorado..... | 13 | 453 | 265 | 8 | 58.50 | 2,896 | 6.39 | 15 | 222.8 | 1.77 | 10.93 | 7 | 6 | 0 |
| 60. Eastern Mich..... | 11 | 422 | 262 | 6 | 62.09 | 2,450 | 5.81 | 16 | 222.7 | 1.42 | 9.35 | 4 | 7 | 0 |
| 61. Michigan..... | 12 | 409 | 238 | 8 | 58.19 | 2,672 | 6.53 | 23 | 222.7 | 1.96 | 11.23 | 7 | 5 | 0 |
| 62. Boise St..... | 13 | 390 | 226 | 19 | 57.95 | 2,892 | 7.42 | 20 | 222.5 | 4.87 | 12.80 | 9 | 4 | 0 |
| 63. Minnesota..... | 12 | 323 | 185 | 10 | 57.28 | 2,660 | 8.24 | 20 | 221.7 | 3.10 | 14.38 | 7 | 5 | 0 |
| 64. South Carolina..... | 12 | 355 | 213 | 12 | 60.00 | 2,649 | 7.46 | 21 | 220.8 | 3.38 | 12.44 | 7 | 5 | 0 |
| 65. Indiana..... | 11 | 403 | 223 | 16 | 55.33 | 2,416 | 6.00 | 24 | 219.6 | 3.97 | 10.83 | 4 | 7 | 0 |
| 66. Louisiana Tech..... | 11 | 356 | 192 | 10 | 53.93 | 2,410 | 6.77 | 18 | 219.1 | 2.81 | 12.55 | 7 | 4 | 0 |
| 67. Pittsburgh..... | 11 | 347 | 194 | 9 | 55.91 | 2,409 | 6.94 | 17 | 219.0 | 2.59 | 12.42 | 5 | 6 | 0 |
| 68. UNLV..... | 11 | 394 | 215 | 17 | 54.57 | 2,389 | 6.06 | 15 | 217.2 | 4.31 | 11.11 | 2 | 9 | 0 |
| 69. Alabama..... | 12 | 351 | 209 | 4 | 59.54 | 2,597 | 7.40 | 16 | 216.4 | 1.14 | 12.43 | 10 | 2 | 0 |
| 70. Auburn..... | 12 | 339 | 195 | 8 | 57.52 | 2,589 | 7.64 | 19 | 215.8 | 2.36 | 13.28 | 9 | 3 | 0 |
| 71. Miami (Fla.)..... | 12 | 340 | 195 | 12 | 57.35 | 2,586 | 7.61 | 20 | 215.5 | 3.53 | 13.26 | 9 | 3 | 0 |
| 72. North Carolina..... | 11 | 356 | 183 | 12 | 51.40 | 2,357 | 6.62 | 9 | 214.3 | 3.37 | 12.88 | 5 | 6 | 0 |
| 73. La.-Monroe..... | 11 | 405 | 217 | 11 | 53.58 | 2,312 | 5.71 | 13 | 210.2 | 2.72 | 10.65 | 5 | 6 | 0 |
| 74. Penn St..... | 12 | 331 | 175 | 10 | 52.87 | 2,505 | 7.57 | 18 | 208.8 | 3.02 | 14.31 | 11 | 1 | 0 |
| 75. Mississippi..... | 11 | 371 | 197 | 18 | 53.10 | 2,293 | 6.18 | 9 | 208.5 | 4.85 | 11.64 | 3 | 8 | 0 |
| 76. Baylor..... | 11 | 392 | 222 | 12 | 56.63 | 2,288 | 5.84 | 13 | 208.0 | 3.06 | 10.31 | 5 | 6 | 0 |
| 77. TCU..... | 12 | 378 | 209 | 11 | 55.29 | 2,493 | 6.60 | 15 | 207.8 | 2.91 | 11.93 | 11 | 1 | 0 |
| 78. Texas A&M..... | 11 | 321 | 166 | 10 | 51.71 | 2,281 | 7.11 | 19 | 207.4 | 3.12 | 13.74 | 5 | 6 | 0 |
| 79. Marshall..... | 11 | 407 | 228 | 14 | 56.02 | 2,256 | 5.54 | 12 | 205.1 | 3.44 | 9.89 | 4 | 7 | 0 |
| 80. Kansas St..... | 11 | 318 | 164 | 12 | 51.57 | 2,215 | 6.97 | 15 | 201.4 | 3.77 | 13.51 | 5 | 6 | 0 |
| 81. San Jose St..... | 11 | 360 | 171 | 11 | 47.50 | 2,210 | 6.14 | 14 | 200.9 | 3.06 | 12.92 | 3 | 8 | 0 |
| 82. Utah St..... | 11 | 307 | 185 | 8 | 60.26 | 2,200 | 7.17 | 14 | 200.0 | 2.61 | 11.89 | 3 | 8 | 0 |
| 83. Cincinnati..... | 11 | 348 | 197 | 13 | 56.61 | 2,199 | 6.32 | 15 | 199.9 | 3.74 | 11.16 | 4 | 7 | 0 |
| 84. Middle Tenn..... | 11 | 316 | 208 | 7 | 65.82 | 2,183 | 6.91 | 9 | 198.5 | 2.22 | 10.50 | 4 | 7 | 0 |
| 85. Tennessee..... | 11 | 356 | 186 | 13 | 52.25 | 2,178 | 6.12 | 11 | 198.0 | 3.65 | 11.71 | 5 | 6 | 0 |
| 86. New Mexico..... | 11 | 311 | 187 | 13 | 60.13 | 2,171 | 6.98 | 16 | 197.4 | 4.18 | 11.61 | 6 | 5 | 0 |
| 87. Illinois..... | 11 | 371 | 222 | 14 | 59.84 | 2,161 | 5.82 | 12 | 196.5 | 3.77 | 9.73 | 2 | 9 | 0 |
| 88. Kansas..... | 12 | 396 | 211 | 19 | 53.28 | 2,348 | 5.93 | 13 | 195.7 | 4.80 | 11.13 | 7 | 5 | 0 |
| 89. Georgia Tech..... | 12 | 418 | 197 | 12 | 47.13 | 2,343 | 5.61 | 12 | 195.3 | 2.87 | 11.89 | 7 | 5 | 0 |
| 90. California..... | 12 | 321 | 167 | 17 | 52.02 | 2,312 | 7.20 | 22 | 192.7 | 5.30 | 13.84 | 8 | 4 | 0 |
| 91. Virginia Tech..... | 13 | 301 | 181 | 10 | 60.13 | 2,473 | 8.22 | 18 | 190.2 | 3.32 | 13.66 | 11 | 2 | 0 |
| 92. North Carolina St..... | 12 | 335 | 183 | 14 | 54.63 | 2,282 | 6.81 | 14 | 190.2 | 4.18 | 12.47 | 7 | 5 | 0 |
| 93. Ball St..... | 11 | 338 | 207 | 8 | 61.24 | 2,079 | 6.15 | 18 | 189.0 | 2.37 | 10.04 | 4 | 7 | 0 |
| 94. Oklahoma..... | 12 | 336 | 179 | 11 | 53.27 | 2,131 | 6.34 | 10 | 177.6 | 3.27 | 11.91 | 8 | 4 | 0 |
| 95. Arkansas St..... | 12 | 299 | 162 | 10 | 54.18 | 2,123 | 7.10 | 13 | 176.9 | 3.34 | 13.10 | 6 | 6 | 0 |
| 96. SMU..... | 11 | 323 | 169 | 8 | 52.32 | 1,937 | 6.00 | 10 | 176.1 | 2.48 | 11.46 | 5 | 6 | 0 |
| 97. Army..... | 11 | 312 | 174 | 15 | 55.77 | 1,932 | 6.19 | 11 | 175.6 | 4.81 | 11.10 | 4 | 7 | 0 |
| 98. Oklahoma St..... | 11 | 322 | 159 | 17 | 49.38 | 1,880 | 5.84 | 11 | 170.9 | 5.28 | 11.82 | 4 | 7 | 0 |
| 99. Air Force..... | 11 | 205 | 121 | 10 | 59.02 | 1,878 | 9.16 | 14 | 170.7 | 4.88 | 15.52 | 4 | 7 | 0 |
| 100. Buffalo..... | 11 | 331 | 191 | 15 | 57.70 | 1,876 | 5.67 | 7 | 170.5 | 4.53 | 9.82 | 1 | 10 | 0 |
| 101. Kentucky..... | 11 | 304 | 178 | 9 | 58.55 | 1,857 | 6.11 | 6 | 168.8 | 2.96 | 10.43 | 3 | 8 | 0 |
| 102. Troy..... | 11 | 298 | 150 | 14 | 50.34 | 1,836 | 6.16 | 12 | 166.9 | 4.70 | 12.24 | 4 | 7 | 0 |
| 103. Temple..... | 11 | 331 | 158 | 14 | 47.73 | 1,820 | 5.50 | 4 | 165.5 | 4.23 | 11.52 | 0 | 11 | 0 |
| 104. Wake Forest..... | 11 | 293 | 172 | 10 | 58.70 | 1,774 | 6.05 | 7 | 161.3 | 3.41 | 10.31 | 4 | 7 | 0 |
| 105. Syracuse..... | 11 | 304 | 139 | 15 | 45.72 | 1,659 | 5.46 | 6 | 150.8 | 4.93 | 11.94 | 1 | 10 | 0 |
| 106. Connecticut..... | 11 | 307 | 156 | 10 | 50.81 | 1,644 | 5.36 | 14 | 149.5 | 3.26 | 10.54 | 5 | 6 | 0 |
| 107. South Fla..... | 12 | 303 | 143 | 15 | 47.19 | 1,735 | 5.73 | 8 | 144.6 | 4.95 | 12.13 | 6 | 6 | 0 |
| 108. Arkansas..... | 11 | 280 | 150 | 12 | 53.57 | 1,581 | 5.65 | 13 | 143.7 | 4.29 | 10.54 | 4 | 7 | 0 |
| 109. Mississippi St..... | 11 | 302 | 146 | 10 | 48.34 | 1,524 | 5.05 | 10 | 138.5 | 3.31 | 10.44 | 3 | 8 | 0 |
| 110. La.-Lafayette..... | 11 | 237 | 136 | 9 | 57.38 | 1,456 | 6.14 | 3 | 132.4 | 3.80 | 10.71 | 6 | 5 | 0 |
| 111. Memphis..... | 12 | 239 | 135 | 7 | 56.49 | 1,560 | 6.53 | 9 | 130.0 | 2.93 | 11.56 | 7 | 5 | 0 |
| 112. North Texas..... | 11 | 278 | 135 | 13 | 48.56 | 1,422 | 5.12 | 9 | 129.3 | 4.68 | 10.53 | 2 | 9 | 0 |
| 113. Duke..... | 11 | 284 | 134 | 17 | 47.18 | 1,331 | 4.69 | 5 | 121.0 | 5.99 | 9.93 | 1 | 10 | 0 |
| 114. Ohio..... | 11 | 264 | 120 | 12 | 45.45 | 1,303 | 4.94 | 5 | 118.5 | 4.55 | 10.86 | 4 | 7 | 0 |
| 115. Navy..... | 12 | 147 | 69 | 12 | 46.94 | 1,398 | 9.51 | 7 | 116.5 | 8.16 | 20.26 | 8 | 4 | 0 |
| 115. West Virginia..... | 12 | 193 | 122 | 7 | 63.21 | 1,398 | 7.24 | 12 | 116.5 | 3.63 | 11.46 | 11 | 1 | 0 |
| 117. Rice..... | 11 | 210 | 89 | 12 | 42.38 | 1,136 | 5.41 | 9 | 103.3 | 5.71 | 12.76 | 1 | 10 | 0 |
| * Florida Int'l..... | 11 | 384 | 232 | 12 | 60.42 | 2,595 | 6.76 | 14 | 235.9 | 3.13 | 11.19 | 5 | 6 | 0 |
| * Fla. Atlantic..... | 11 | 297 | 156 | 17 | 52.53 | 1,956 | 6.59 | 13 | 177.8 | 5.72 | 12.54 | 2 | 9 | 0 |

Passing Efficiency

| Rank, Team | G | Att | Comp | Pct | Int | IPct | Yds | Yds/Att | TD | TD Pct | Rating | W | L | T |
|----------------------|----|-----|------|-------|-----|------|-------|---------|----|--------|--------|----|---|---|
| 1. Texas..... | 13 | 336 | 218 | 64.88 | 11 | 3.27 | 3,083 | 9.18 | 26 | 7.74 | 160.96 | 13 | 0 | 0 |
| 2. Arizona St..... | 12 | 493 | 312 | 63.29 | 11 | 2.23 | 4,481 | 9.09 | 38 | 7.71 | 160.62 | 7 | 5 | 0 |
| 3. Louisville..... | 12 | 376 | 246 | 65.43 | 10 | 2.66 | 3,523 | 9.37 | 24 | 6.38 | 159.85 | 9 | 3 | 0 |
| 4. UCLA..... | 12 | 389 | 247 | 63.50 | 6 | 1.54 | 3,244 | 8.34 | 34 | 8.74 | 159.31 | 10 | 2 | 0 |
| 5. Notre Dame..... | 12 | 454 | 294 | 64.76 | 8 | 1.76 | 3,963 | 8.73 | 32 | 7.05 | 157.86 | 9 | 3 | 0 |
| 6. Northern Ill..... | 12 | 337 | 229 | 67.95 | 10 | 2.97 | 2,849 | 8.45 | 24 | 7.12 | 156.58 | 7 | 5 | 0 |
| 6. Ohio St..... | 12 | 302 | 196 | 64.90 | 5 | 1.66 | 2,708 | 8.97 | 18 | 5.96 | 156.58 | 10 | 2 | 0 |

| Rank, Team | G | Att | Comp | Pct | Int | IPct | Yds | Yds/Att | TD | TD Pct | Rating | W | L | T |
|------------------------|----|-----|------|-------|-----|------|-------|---------|----|--------|--------|----|---|---|
| 8. Southern California | 13 | 481 | 312 | 64.86 | 10 | 2.08 | 4,157 | 8.64 | 32 | 6.65 | 155.29 | 12 | 1 | 0 |
| 9. Michigan St. | 11 | 381 | 252 | 66.14 | 13 | 3.41 | 3,250 | 8.53 | 24 | 6.30 | 151.72 | 5 | 6 | 0 |
| 10. Utah | 12 | 415 | 258 | 62.17 | 10 | 2.41 | 3,534 | 8.52 | 26 | 6.27 | 149.59 | 7 | 5 | 0 |
| 11. Wisconsin | 13 | 337 | 200 | 59.35 | 9 | 2.67 | 2,969 | 8.81 | 22 | 6.53 | 149.51 | 10 | 3 | 0 |
| 12. Air Force | 11 | 205 | 121 | 59.02 | 10 | 4.88 | 1,878 | 9.16 | 14 | 6.83 | 148.73 | 4 | 7 | 0 |
| 13. Hawaii | 12 | 578 | 379 | 65.57 | 15 | 2.60 | 4,611 | 7.98 | 37 | 6.40 | 148.55 | 5 | 7 | 0 |
| 14. Texas Tech | 12 | 588 | 391 | 66.50 | 12 | 2.04 | 4,666 | 7.94 | 34 | 5.78 | 148.16 | 9 | 3 | 0 |
| 15. Colorado St. | 12 | 402 | 248 | 61.69 | 15 | 3.73 | 3,436 | 8.55 | 25 | 6.22 | 146.56 | 6 | 6 | 0 |
| 16. UAB | 11 | 389 | 245 | 62.98 | 12 | 3.08 | 3,213 | 8.26 | 23 | 5.91 | 145.72 | 5 | 6 | 0 |
| 17. Fresno St. | 13 | 430 | 271 | 63.02 | 16 | 3.72 | 3,384 | 7.87 | 31 | 7.21 | 145.45 | 8 | 5 | 0 |
| 18. Toledo | 12 | 378 | 241 | 63.76 | 13 | 3.44 | 2,763 | 7.31 | 30 | 7.94 | 144.51 | 9 | 3 | 0 |
| 19. Georgia | 13 | 363 | 201 | 55.37 | 7 | 1.93 | 2,977 | 8.20 | 26 | 7.16 | 144.07 | 10 | 3 | 0 |
| 20. LSU | 13 | 360 | 216 | 60.00 | 10 | 2.78 | 2,912 | 8.09 | 22 | 6.11 | 142.56 | 11 | 2 | 0 |
| 21. Bowling Green | 11 | 411 | 249 | 60.58 | 11 | 2.68 | 3,123 | 7.60 | 29 | 7.06 | 142.36 | 6 | 5 | 0 |
| 22. Western Mich. | 11 | 385 | 243 | 63.12 | 11 | 2.86 | 2,712 | 7.04 | 30 | 7.79 | 142.27 | 7 | 4 | 0 |
| 23. Virginia Tech | 13 | 301 | 181 | 60.13 | 10 | 3.32 | 2,473 | 8.22 | 18 | 5.98 | 142.20 | 11 | 2 | 0 |
| 24. Oregon | 12 | 482 | 303 | 62.86 | 10 | 2.07 | 3,654 | 7.58 | 28 | 5.81 | 141.60 | 10 | 2 | 0 |
| 25. Minnesota | 12 | 323 | 185 | 57.28 | 10 | 3.10 | 2,660 | 8.24 | 20 | 6.19 | 140.72 | 7 | 5 | 0 |
| 26. Iowa | 12 | 404 | 245 | 60.64 | 8 | 1.98 | 3,093 | 7.66 | 23 | 5.69 | 139.74 | 7 | 5 | 0 |
| 27. UCF | 13 | 394 | 233 | 59.14 | 9 | 2.28 | 3,045 | 7.73 | 24 | 6.09 | 139.55 | 8 | 5 | 0 |
| 28. Tulsa | 13 | 406 | 255 | 62.81 | 8 | 1.97 | 3,071 | 7.56 | 21 | 5.17 | 139.47 | 9 | 4 | 0 |
| 29. Iowa St. | 12 | 368 | 227 | 61.68 | 10 | 2.72 | 2,876 | 7.82 | 19 | 5.16 | 138.95 | 7 | 5 | 0 |
| 30. Washington St. | 11 | 381 | 216 | 56.69 | 13 | 3.41 | 3,050 | 8.01 | 25 | 6.56 | 138.77 | 4 | 7 | 0 |
| 31. West Virginia | 12 | 193 | 122 | 63.21 | 7 | 3.63 | 1,398 | 7.24 | 12 | 6.22 | 137.31 | 11 | 1 | 0 |
| 32. Brigham Young | 12 | 516 | 332 | 64.34 | 13 | 2.52 | 3,721 | 7.21 | 27 | 5.23 | 137.10 | 6 | 6 | 0 |
| 33. UTEP | 12 | 458 | 268 | 58.52 | 20 | 4.37 | 3,607 | 7.88 | 29 | 6.33 | 136.82 | 8 | 4 | 0 |
| 34. Stanford | 11 | 337 | 207 | 61.42 | 8 | 2.37 | 2,463 | 7.31 | 18 | 5.34 | 135.67 | 5 | 6 | 0 |
| 35. Florida | 12 | 385 | 241 | 62.60 | 7 | 1.82 | 2,720 | 7.06 | 20 | 5.19 | 135.45 | 9 | 3 | 0 |
| 36. South Carolina | 12 | 355 | 213 | 60.00 | 12 | 3.38 | 2,649 | 7.46 | 21 | 5.92 | 135.44 | 7 | 5 | 0 |
| 37. Auburn | 12 | 339 | 195 | 57.52 | 8 | 2.36 | 2,589 | 7.64 | 19 | 5.60 | 135.43 | 9 | 3 | 0 |
| 38. Nevada | 12 | 406 | 249 | 61.33 | 11 | 2.71 | 2,998 | 7.38 | 21 | 5.17 | 134.98 | 9 | 3 | 0 |
| 39. Clemson | 12 | 377 | 248 | 65.78 | 10 | 2.65 | 2,779 | 7.37 | 14 | 3.71 | 134.67 | 8 | 4 | 0 |
| 40. Alabama | 12 | 351 | 209 | 59.54 | 4 | 1.14 | 2,597 | 7.40 | 16 | 4.56 | 134.41 | 10 | 2 | 0 |
| 41. Miami (Fla.) | 12 | 340 | 195 | 57.35 | 12 | 3.53 | 2,586 | 7.61 | 20 | 5.88 | 133.64 | 9 | 3 | 0 |
| 42. Northwestern | 12 | 512 | 320 | 62.50 | 9 | 1.76 | 3,681 | 7.19 | 22 | 4.30 | 133.56 | 7 | 5 | 0 |
| 43. Houston | 12 | 422 | 255 | 60.43 | 15 | 3.55 | 3,268 | 7.74 | 19 | 4.50 | 133.20 | 6 | 6 | 0 |
| 44. East Caro. | 11 | 370 | 224 | 60.54 | 8 | 2.16 | 2,816 | 7.61 | 14 | 3.78 | 132.59 | 5 | 6 | 0 |
| 45. Rutgers | 12 | 357 | 206 | 57.70 | 19 | 5.32 | 2,818 | 7.89 | 20 | 5.60 | 131.85 | 7 | 5 | 0 |
| 46. Miami (Ohio) | 11 | 445 | 254 | 57.08 | 14 | 3.15 | 3,208 | 7.21 | 27 | 6.07 | 131.39 | 7 | 4 | 0 |
| 47. Utah St. | 11 | 307 | 185 | 60.26 | 8 | 2.61 | 2,200 | 7.17 | 14 | 4.56 | 130.33 | 3 | 8 | 0 |
| 48. Virginia | 12 | 363 | 224 | 61.71 | 13 | 3.58 | 2,684 | 7.39 | 15 | 4.13 | 130.28 | 7 | 5 | 0 |
| 49. Maryland | 11 | 351 | 210 | 59.83 | 17 | 4.84 | 2,740 | 7.81 | 15 | 4.27 | 129.79 | 5 | 6 | 0 |
| 50. Boston College | 12 | 416 | 260 | 62.50 | 12 | 2.88 | 2,913 | 7.00 | 17 | 4.09 | 129.04 | 9 | 3 | 0 |
| 51. San Diego St. | 12 | 401 | 246 | 61.35 | 14 | 3.49 | 2,779 | 6.93 | 20 | 4.99 | 128.99 | 5 | 7 | 0 |
| 52. Middle Tenn. | 11 | 316 | 208 | 65.82 | 7 | 2.22 | 2,183 | 6.91 | 9 | 2.85 | 128.80 | 4 | 7 | 0 |
| 53. Penn St. | 12 | 331 | 175 | 52.87 | 10 | 3.02 | 2,505 | 7.57 | 18 | 5.44 | 128.37 | 11 | 1 | 0 |
| 54. Michigan | 12 | 409 | 238 | 58.19 | 8 | 1.96 | 2,672 | 6.53 | 23 | 5.62 | 127.72 | 7 | 5 | 0 |
| 55. Southern Miss. | 12 | 409 | 224 | 54.77 | 13 | 3.18 | 2,952 | 7.22 | 23 | 5.62 | 127.63 | 7 | 5 | 0 |
| 56. Boise St. | 13 | 390 | 226 | 57.95 | 19 | 4.87 | 2,892 | 7.42 | 20 | 5.13 | 127.37 | 9 | 4 | 0 |
| 57. New Mexico | 11 | 311 | 187 | 60.13 | 13 | 4.18 | 2,171 | 6.98 | 16 | 5.14 | 127.36 | 6 | 5 | 0 |
| 58. Central Mich. | 11 | 426 | 259 | 60.80 | 6 | 1.41 | 2,861 | 6.72 | 16 | 3.76 | 126.79 | 6 | 5 | 0 |
| 59. Navy | 12 | 147 | 69 | 46.94 | 12 | 8.16 | 1,398 | 9.51 | 7 | 4.76 | 126.17 | 8 | 4 | 0 |
| 60. Ball St. | 11 | 338 | 207 | 61.24 | 8 | 2.37 | 2,079 | 6.15 | 18 | 5.33 | 125.71 | 4 | 7 | 0 |
| 61. Pittsburgh | 11 | 347 | 194 | 55.91 | 9 | 2.59 | 2,409 | 6.94 | 17 | 4.90 | 125.20 | 5 | 6 | 0 |
| 62. Vanderbilt | 11 | 467 | 274 | 58.67 | 9 | 1.93 | 3,086 | 6.61 | 21 | 4.50 | 125.19 | 5 | 6 | 0 |
| 63. Wyoming | 11 | 377 | 223 | 59.15 | 19 | 5.04 | 2,703 | 7.17 | 18 | 4.77 | 125.10 | 4 | 7 | 0 |
| 64. Texas A&M | 11 | 321 | 166 | 51.71 | 10 | 3.12 | 2,281 | 7.11 | 19 | 5.92 | 124.69 | 5 | 6 | 0 |
| 65. California | 12 | 321 | 167 | 52.02 | 17 | 5.30 | 2,312 | 7.20 | 22 | 6.85 | 124.53 | 8 | 4 | 0 |
| 66. Washington | 11 | 324 | 170 | 52.47 | 8 | 2.47 | 2,451 | 7.56 | 12 | 3.70 | 123.33 | 2 | 9 | 0 |
| 67. Arizona | 11 | 368 | 211 | 57.34 | 16 | 4.35 | 2,522 | 6.85 | 19 | 5.16 | 123.21 | 3 | 8 | 0 |
| 68. Florida St. | 13 | 526 | 303 | 57.60 | 19 | 3.61 | 3,674 | 6.98 | 21 | 3.99 | 122.22 | 8 | 5 | 0 |
| 69. Louisiana Tech | 11 | 356 | 192 | 53.93 | 10 | 2.81 | 2,410 | 6.77 | 18 | 5.06 | 121.83 | 7 | 4 | 0 |
| 70. Arkansas St. | 12 | 299 | 162 | 54.18 | 10 | 3.34 | 2,123 | 7.10 | 13 | 4.35 | 121.50 | 6 | 6 | 0 |
| 71. Eastern Mich. | 11 | 422 | 262 | 62.09 | 6 | 1.42 | 2,450 | 5.81 | 16 | 3.79 | 120.54 | 4 | 7 | 0 |
| 72. Colorado | 13 | 453 | 265 | 58.50 | 8 | 1.77 | 2,896 | 6.39 | 15 | 3.31 | 119.60 | 7 | 6 | 0 |
| 73. Akron | 13 | 541 | 284 | 52.50 | 12 | 2.22 | 3,601 | 6.66 | 24 | 4.44 | 118.62 | 7 | 6 | 0 |
| 74. Kansas St. | 11 | 318 | 164 | 51.57 | 12 | 3.77 | 2,215 | 6.97 | 15 | 4.72 | 118.13 | 5 | 6 | 0 |
| 75. TCU | 12 | 378 | 209 | 55.29 | 11 | 2.91 | 2,493 | 6.60 | 15 | 3.97 | 117.98 | 11 | 1 | 0 |
| 76. Memphis | 12 | 239 | 135 | 56.49 | 7 | 2.93 | 1,560 | 6.53 | 9 | 3.77 | 117.90 | 7 | 5 | 0 |
| 77. Indiana | 11 | 403 | 223 | 55.33 | 16 | 3.97 | 2,416 | 6.00 | 24 | 5.96 | 117.37 | 4 | 7 | 0 |
| 78. North Carolina St. | 12 | 335 | 183 | 54.63 | 14 | 4.18 | 2,282 | 6.81 | 14 | 4.18 | 117.25 | 7 | 5 | 0 |
| 79. Oregon St. | 11 | 459 | 267 | 58.17 | 23 | 5.01 | 3,261 | 7.10 | 13 | 2.83 | 117.20 | 5 | 6 | 0 |
| 80. Idaho | 11 | 423 | 239 | 56.50 | 19 | 4.49 | 2,830 | 6.69 | 17 | 4.02 | 116.98 | 2 | 9 | 0 |
| 81. Cincinnati | 11 | 348 | 197 | 56.61 | 13 | 3.74 | 2,199 | 6.32 | 15 | 4.31 | 116.43 | 4 | 7 | 0 |
| 82. Nebraska | 12 | 444 | 239 | 53.83 | 13 | 2.93 | 2,692 | 6.06 | 20 | 4.50 | 113.74 | 8 | 4 | 0 |
| 83. Missouri | 12 | 469 | 277 | 59.06 | 11 | 2.35 | 2,694 | 5.74 | 15 | 3.20 | 113.21 | 7 | 5 | 0 |
| 84. Illinois | 11 | 371 | 222 | 59.84 | 14 | 3.77 | 2,161 | 5.82 | 12 | 3.23 | 111.85 | 2 | 9 | 0 |
| 85. Wake Forest | 11 | 293 | 172 | 58.70 | 10 | 3.41 | 1,774 | 6.05 | 7 | 2.39 | 110.62 | 4 | 7 | 0 |
| 86. Kentucky | 11 | 304 | 178 | 58.55 | 9 | 2.96 | 1,857 | 6.11 | 6 | 1.97 | 110.50 | 3 | 8 | 0 |
| 87. Baylor | 11 | 392 | 222 | 56.63 | 12 | 3.06 | 2,288 | 5.84 | 13 | 3.32 | 110.45 | 5 | 6 | 0 |
| 88. Tulane | 11 | 423 | 218 | 51.54 | 16 | 3.78 | 2,551 | 6.03 | 20 | 4.73 | 110.20 | 2 | 9 | 0 |
| 89. Purdue | 11 | 428 | 241 | 56.31 | 13 | 3.04 | 2,659 | 6.21 | 10 | 2.34 | 110.12 | 5 | 6 | 0 |
| 90. Oklahoma | 12 | 336 | 179 | 53.27 | 11 | 3.27 | 2,131 | 6.34 | 10 | 2.98 | 109.85 | 8 | 4 | 0 |

STATISTICAL LEADERS

| Rank, Team | G | Att | Comp | Pct | Int | IPct | Yds | Yds/Att | TD | TD Pct | Rating | W | L | T |
|--------------------------|----|-----|------|-------|-----|------|-------|---------|----|--------|--------|---|----|---|
| 91. Army..... | 11 | 312 | 174 | 55.77 | 15 | 4.81 | 1,932 | 6.19 | 11 | 3.53 | 109.83 | 4 | 7 | 0 |
| 92. UNLV..... | 11 | 394 | 215 | 54.57 | 17 | 4.31 | 2,389 | 6.06 | 15 | 3.81 | 109.47 | 2 | 9 | 0 |
| 93. North Carolina..... | 11 | 356 | 183 | 51.40 | 12 | 3.37 | 2,357 | 6.62 | 9 | 2.53 | 108.62 | 5 | 6 | 0 |
| 94. SMU..... | 11 | 323 | 169 | 52.32 | 8 | 2.48 | 1,937 | 6.00 | 10 | 3.10 | 107.94 | 5 | 6 | 0 |
| 95. New Mexico St..... | 12 | 547 | 310 | 56.67 | 22 | 4.02 | 3,192 | 5.84 | 17 | 3.11 | 107.93 | 0 | 12 | 0 |
| 96. Arkansas..... | 11 | 280 | 150 | 53.57 | 12 | 4.29 | 1,581 | 5.65 | 13 | 4.64 | 107.78 | 4 | 7 | 0 |
| 97. La.-Monroe..... | 11 | 405 | 217 | 53.58 | 11 | 2.72 | 2,312 | 5.71 | 13 | 3.21 | 106.71 | 5 | 6 | 0 |
| 98. Tennessee..... | 11 | 356 | 186 | 52.25 | 13 | 3.65 | 2,178 | 6.12 | 11 | 3.09 | 106.48 | 5 | 6 | 0 |
| 99. Troy..... | 11 | 298 | 150 | 50.34 | 14 | 4.70 | 1,836 | 6.16 | 12 | 4.03 | 105.95 | 4 | 7 | 0 |
| 100. San Jose St..... | 11 | 360 | 171 | 47.50 | 11 | 3.06 | 2,210 | 6.14 | 14 | 3.89 | 105.79 | 3 | 8 | 0 |
| 101. La.-Lafayette..... | 11 | 237 | 136 | 57.38 | 9 | 3.80 | 1,456 | 6.14 | 3 | 1.27 | 105.59 | 6 | 5 | 0 |
| 102. Marshall..... | 11 | 407 | 228 | 56.02 | 14 | 3.44 | 2,256 | 5.54 | 12 | 2.95 | 105.41 | 4 | 7 | 0 |
| 103. Kansas..... | 12 | 396 | 211 | 53.28 | 19 | 4.80 | 2,348 | 5.93 | 13 | 3.28 | 104.34 | 7 | 5 | 0 |
| 104. Connecticut..... | 11 | 307 | 156 | 50.81 | 10 | 3.26 | 1,644 | 5.36 | 14 | 4.56 | 104.32 | 5 | 6 | 0 |
| 105. Kent St..... | 11 | 467 | 262 | 56.10 | 22 | 4.71 | 2,612 | 5.59 | 15 | 3.21 | 104.26 | 1 | 10 | 0 |
| 106. Mississippi..... | 11 | 371 | 197 | 53.10 | 18 | 4.85 | 2,293 | 6.18 | 9 | 2.43 | 103.32 | 3 | 8 | 0 |
| 107. Buffalo..... | 11 | 331 | 191 | 57.70 | 15 | 4.53 | 1,876 | 5.67 | 7 | 2.11 | 103.22 | 1 | 10 | 0 |
| 108. Oklahoma St..... | 11 | 322 | 159 | 49.38 | 17 | 5.28 | 1,880 | 5.84 | 11 | 3.42 | 99.16 | 4 | 7 | 0 |
| 109. Georgia Tech..... | 12 | 418 | 197 | 47.13 | 12 | 2.87 | 2,343 | 5.61 | 12 | 2.87 | 97.92 | 7 | 5 | 0 |
| 110. Mississippi St..... | 11 | 302 | 146 | 48.34 | 10 | 3.31 | 1,524 | 5.05 | 10 | 3.31 | 94.99 | 3 | 8 | 0 |
| 111. South Fla..... | 12 | 303 | 143 | 47.19 | 15 | 4.95 | 1,735 | 5.73 | 8 | 2.64 | 94.11 | 6 | 6 | 0 |
| 112. North Texas..... | 11 | 278 | 135 | 48.56 | 13 | 4.68 | 1,422 | 5.12 | 9 | 3.24 | 92.90 | 2 | 9 | 0 |
| 113. Rice..... | 11 | 210 | 89 | 42.38 | 12 | 5.71 | 1,136 | 5.41 | 9 | 4.29 | 90.55 | 1 | 10 | 0 |
| 114. Temple..... | 11 | 331 | 158 | 47.73 | 14 | 4.23 | 1,820 | 5.50 | 4 | 1.21 | 89.42 | 0 | 11 | 0 |
| 115. Syracuse..... | 11 | 304 | 139 | 45.72 | 15 | 4.93 | 1,659 | 5.46 | 6 | 1.97 | 88.19 | 1 | 10 | 0 |
| 116. Ohio..... | 11 | 264 | 120 | 45.45 | 12 | 4.55 | 1,303 | 4.94 | 5 | 1.89 | 84.12 | 4 | 7 | 0 |
| 117. Duke..... | 11 | 284 | 134 | 47.18 | 17 | 5.99 | 1,331 | 4.69 | 5 | 1.76 | 80.41 | 1 | 10 | 0 |
| * Florida Int'l..... | 11 | 384 | 232 | 60.42 | 12 | 3.13 | 2,595 | 6.76 | 14 | 3.65 | 122.95 | 5 | 6 | 0 |
| * Fla. Atlantic..... | 11 | 297 | 156 | 52.53 | 17 | 5.72 | 1,956 | 6.59 | 13 | 4.38 | 110.82 | 2 | 9 | 0 |

Total Offense

| Rank, Team | G | Pl | Yds | Avg | TD | Yds/Gm | W | L | T |
|-----------------------------|----|-------|-------|------|----|--------|----|---|---|
| 1. Southern California..... | 13 | 1,006 | 7,537 | 7.49 | 87 | 579.77 | 12 | 1 | 0 |
| 2. Arizona St..... | 12 | 940 | 6,229 | 6.63 | 59 | 519.08 | 7 | 5 | 0 |
| 3. Texas..... | 13 | 941 | 6,657 | 7.07 | 88 | 512.08 | 13 | 0 | 0 |
| 4. Northwestern..... | 12 | 974 | 6,004 | 6.16 | 51 | 500.33 | 7 | 5 | 0 |
| 5. Michigan St..... | 11 | 834 | 5,470 | 6.56 | 50 | 497.27 | 5 | 6 | 0 |
| 6. Texas Tech..... | 12 | 896 | 5,950 | 6.64 | 62 | 495.83 | 9 | 3 | 0 |
| 7. Minnesota..... | 12 | 933 | 5,937 | 6.36 | 56 | 494.75 | 7 | 5 | 0 |
| 8. Washington St..... | 11 | 821 | 5,382 | 6.56 | 47 | 489.27 | 4 | 7 | 0 |
| 9. Louisville..... | 12 | 848 | 5,785 | 6.82 | 69 | 482.08 | 9 | 3 | 0 |
| 10. Notre Dame..... | 12 | 945 | 5,728 | 6.06 | 58 | 477.33 | 9 | 3 | 0 |
| 11. Hawaii..... | 12 | 857 | 5,714 | 6.67 | 48 | 476.17 | 5 | 7 | 0 |
| 12. Utah..... | 12 | 909 | 5,676 | 6.24 | 45 | 473.00 | 7 | 5 | 0 |
| 13. Brigham Young..... | 12 | 934 | 5,549 | 5.94 | 51 | 462.42 | 6 | 6 | 0 |
| 14. Nevada..... | 12 | 942 | 5,392 | 5.72 | 54 | 449.33 | 9 | 3 | 0 |
| 15. Toledo..... | 12 | 868 | 5,365 | 6.18 | 56 | 447.08 | 9 | 3 | 0 |
| 16. Northern Ill..... | 12 | 815 | 5,329 | 6.54 | 52 | 444.08 | 7 | 5 | 0 |
| 17. Texas A&M..... | 11 | 773 | 4,865 | 6.29 | 44 | 442.27 | 5 | 6 | 0 |
| 18. Oregon..... | 12 | 909 | 5,266 | 5.79 | 49 | 438.83 | 10 | 2 | 0 |
| 19. Houston..... | 12 | 899 | 5,265 | 5.86 | 43 | 438.75 | 6 | 6 | 0 |
| 20. Navy..... | 12 | 818 | 5,222 | 6.38 | 55 | 435.17 | 8 | 4 | 0 |
| 21. UAB..... | 11 | 753 | 4,781 | 6.35 | 38 | 434.64 | 5 | 6 | 0 |
| 22. Iowa..... | 12 | 840 | 5,189 | 6.18 | 44 | 432.42 | 7 | 5 | 0 |
| 23. UCLA..... | 12 | 825 | 5,172 | 6.27 | 62 | 431.00 | 10 | 2 | 0 |
| 24. Missouri..... | 12 | 981 | 5,157 | 5.26 | 47 | 429.75 | 7 | 5 | 0 |
| 25. Purdue..... | 11 | 844 | 4,713 | 5.58 | 44 | 428.45 | 5 | 6 | 0 |
| 26. California..... | 12 | 804 | 5,135 | 6.39 | 53 | 427.92 | 8 | 4 | 0 |
| 27. Bowling Green..... | 11 | 829 | 4,705 | 5.68 | 51 | 427.73 | 6 | 5 | 0 |
| 28. Miami (Ohio)..... | 11 | 857 | 4,682 | 5.46 | 45 | 425.64 | 7 | 4 | 0 |
| 29. Boise St..... | 13 | 950 | 5,524 | 5.81 | 64 | 424.92 | 9 | 4 | 0 |
| 29. Fresno St..... | 13 | 906 | 5,524 | 6.10 | 63 | 424.92 | 8 | 5 | 0 |
| 31. UTEP..... | 12 | 853 | 5,073 | 5.95 | 47 | 422.75 | 8 | 4 | 0 |
| 32. Ohio St..... | 12 | 808 | 5,068 | 6.27 | 47 | 422.33 | 10 | 2 | 0 |
| 33. Penn St..... | 12 | 834 | 5,058 | 6.06 | 52 | 421.50 | 11 | 1 | 0 |
| 34. Oregon St..... | 11 | 874 | 4,609 | 5.27 | 32 | 419.00 | 5 | 6 | 0 |
| 35. Central Mich..... | 11 | 860 | 4,608 | 5.36 | 33 | 418.91 | 6 | 5 | 0 |
| 36. Air Force..... | 11 | 793 | 4,590 | 5.79 | 43 | 417.27 | 4 | 7 | 0 |
| 37. Auburn..... | 12 | 820 | 4,918 | 6.00 | 50 | 409.83 | 9 | 3 | 0 |
| 38. Colorado St..... | 12 | 822 | 4,896 | 5.96 | 41 | 408.00 | 6 | 6 | 0 |
| 39. Tulsa..... | 13 | 897 | 5,229 | 5.83 | 54 | 402.23 | 9 | 4 | 0 |
| 40. UCF..... | 13 | 951 | 5,217 | 5.49 | 44 | 401.31 | 8 | 5 | 0 |
| 41. TCU..... | 12 | 915 | 4,799 | 5.24 | 50 | 399.92 | 11 | 1 | 0 |
| 42. Memphis..... | 12 | 836 | 4,775 | 5.71 | 37 | 397.92 | 7 | 5 | 0 |
| 43. New Mexico..... | 11 | 838 | 4,371 | 5.22 | 42 | 397.36 | 6 | 5 | 0 |
| 44. Rutgers..... | 12 | 811 | 4,765 | 5.88 | 40 | 397.08 | 7 | 5 | 0 |
| 45. Wisconsin..... | 13 | 909 | 5,155 | 5.67 | 58 | 396.54 | 10 | 3 | 0 |
| 46. Vanderbilt..... | 11 | 828 | 4,352 | 5.26 | 38 | 395.64 | 5 | 6 | 0 |
| 47. East Caro..... | 11 | 764 | 4,328 | 5.66 | 31 | 393.45 | 5 | 6 | 0 |
| 48. Western Mich..... | 11 | 812 | 4,317 | 5.32 | 45 | 392.45 | 7 | 4 | 0 |

| Rank, Team | G | Pl | Yds | Avg | TD | Yds/Gm | W | L | T |
|-------------------------|----|-----|-------|------|----|--------|----|----|---|
| 49. Georgia..... | 13 | 818 | 5,085 | 6.22 | 45 | 391.15 | 10 | 3 | 0 |
| 50. West Virginia..... | 12 | 818 | 4,667 | 5.71 | 50 | 388.92 | 11 | 1 | 0 |
| 51. Boston College..... | 12 | 865 | 4,653 | 5.38 | 40 | 387.75 | 9 | 3 | 0 |
| 52. La.-Lafayette..... | 11 | 768 | 4,253 | 5.54 | 38 | 386.64 | 6 | 5 | 0 |
| 53. Clemson..... | 12 | 827 | 4,615 | 5.58 | 35 | 384.58 | 8 | 4 | 0 |
| 54. Akron..... | 13 | 963 | 4,996 | 5.19 | 38 | 384.31 | 7 | 6 | 0 |
| 55. Michigan..... | 12 | 908 | 4,611 | 5.08 | 41 | 384.25 | 7 | 5 | 0 |
| 56. Maryland..... | 11 | 783 | 4,223 | 5.39 | 32 | 383.91 | 5 | 6 | 0 |
| 57. Virginia Tech..... | 13 | 900 | 4,952 | 5.50 | 55 | 380.92 | 11 | 2 | 0 |
| 58. San Diego St..... | 12 | 859 | 4,549 | 5.30 | 40 | 379.08 | 5 | 7 | 0 |
| 59. Florida St..... | 13 | 902 | 4,896 | 5.43 | 46 | 376.62 | 8 | 5 | 0 |
| 60. LSU..... | 13 | 869 | 4,863 | 5.60 | 48 | 374.08 | 11 | 2 | 0 |
| 61. Florida..... | 12 | 840 | 4,481 | 5.33 | 43 | 373.42 | 9 | 3 | 0 |
| 62. Arkansas St..... | 12 | 780 | 4,441 | 5.69 | 36 | 370.08 | 6 | 6 | 0 |
| 63. Louisiana Tech..... | 11 | 784 | 4,033 | 5.14 | 38 | 366.64 | 7 | 4 | 0 |
| 64. Virginia..... | 12 | 813 | 4,395 | 5.41 | 36 | 366.25 | 7 | 5 | 0 |
| 65. Wyoming..... | 11 | 733 | 3,995 | 5.45 | 35 | 363.18 | 4 | 7 | 0 |
| 66. Arkansas..... | 11 | 761 | 3,967 | 5.21 | 35 | 360.64 | 4 | 7 | 0 |
| 67. Alabama..... | 12 | 814 | 4,307 | 5.29 | 30 | 358.92 | 10 | 2 | 0 |
| 68. Wake Forest..... | 11 | 818 | 3,947 | 4.83 | 30 | 358.82 | 4 | 7 | 0 |
| 69. Washington..... | 11 | 704 | 3,938 | 5.59 | 29 | 358.00 | 2 | 9 | 0 |
| 70. Southern Miss..... | 12 | 818 | 4,288 | 5.24 | 41 | 357.33 | 7 | 5 | 0 |
| 71. Oklahoma..... | 12 | 862 | 4,261 | 4.94 | 40 | 355.08 | 8 | 4 | 0 |
| 72. Illinois..... | 11 | 809 | 3,901 | 4.82 | 21 | 354.64 | 2 | 9 | 0 |
| 73. Miami (Fla.)..... | 12 | 788 | 4,237 | 5.38 | 41 | 353.08 | 9 | 3 | 0 |
| 74. Arizona..... | 11 | 750 | 3,864 | 5.15 | 33 | 351.27 | 3 | 8 | 0 |
| 75. Indiana..... | 11 | 828 | 3,859 | 4.66 | 34 | 350.82 | 4 | 7 | 0 |
| 76. Iowa St..... | 12 | 859 | 4,204 | 4.89 | 42 | 350.33 | 7 | 5 | 0 |
| 77. La.-Monroe..... | 11 | 808 | 3,843 | 4.76 | 31 | 349.36 | 5 | 6 | 0 |
| 78. Georgia Tech..... | 12 | 882 | 4,188 | 4.75 | 27 | 349.00 | 7 | 5 | 0 |
| 79. South Fla..... | 12 | 882 | 4,171 | 4.73 | 35 | 347.58 | 6 | 6 | 0 |
| 80. Eastern Mich..... | 11 | 781 | 3,805 | 4.87 | 27 | 345.91 | 4 | 7 | 0 |
| 81. San Jose St..... | 11 | 749 | 3,800 | 5.07 | 31 | 345.45 | 3 | 8 | 0 |
| 82. New Mexico St..... | 12 | 894 | 4,133 | 4.62 | 26 | 344.42 | 0 | 12 | 0 |
| 83. Kansas St..... | 11 | 750 | 3,737 | 4.98 | 36 | 339.73 | 5 | 6 | 0 |
| 84. Rice..... | 11 | 810 | 3,712 | 4.58 | 32 | 337.45 | 1 | 10 | 0 |
| 85. Pittsburgh..... | 11 | 749 | 3,694 | 4.93 | 31 | 335.82 | 5 | 6 | 0 |
| 86. Idaho..... | 11 | 773 | 3,692 | 4.78 | 27 | 335.64 | 2 | 9 | 0 |
| 87. Colorado..... | 13 | 881 | 4,330 | 4.91 | 33 | 333.08 | 7 | 6 | 0 |
| 88. Kansas..... | 12 | 821 | 3,956 | 4.82 | 32 | 329.67 | 7 | 5 | 0 |
| 89. Marshall..... | 11 | 782 | 3,619 | 4.63 | 27 | 329.00 | 4 | 7 | 0 |
| 90. Tennessee..... | 11 | 755 | 3,589 | 4.75 | 23 | 326.27 | 5 | 6 | 0 |
| 91. UNLV..... | 11 | 760 | 3,577 | 4.71 | 25 | 325.18 | 2 | 9 | 0 |
| 92. Oklahoma St..... | 11 | 754 | 3,573 | 4.74 | 27 | 324.82 | 4 | 7 | 0 |
| 93. Cincinnati..... | 11 | 774 | 3,569 | 4.61 | 26 | 324.45 | 4 | 7 | 0 |
| 94. Connecticut..... | 11 | 793 | 3,567 | 4.50 | 34 | 324.27 | 5 | 6 | 0 |
| 95. Tulane..... | 11 | 764 | | | | | | | |

| Rank, Team | G | Pl | Yds | Avg | TD | Yds/Gm | W | L | T | Rank, Team | G | Pl | Yds | Avg | TD | Yds/Gm | W | L | T |
|-------------------------|----|-----|-------|------|----|--------|---|----|---|----------------------|----|-----|-------|------|----|--------|---|----|---|
| 101. Army | 11 | 784 | 3,475 | 4.43 | 27 | 315.91 | 4 | 7 | 0 | 111. Mississippi | 11 | 703 | 3,099 | 4.41 | 17 | 281.73 | 3 | 8 | 0 |
| 102. North Carolina | 11 | 759 | 3,473 | 4.58 | 23 | 315.73 | 5 | 6 | 0 | 112. Buffalo | 11 | 742 | 3,063 | 4.13 | 14 | 278.45 | 1 | 10 | 0 |
| 103. North Carolina St. | 12 | 775 | 3,775 | 4.87 | 29 | 314.58 | 7 | 5 | 0 | 113. Mississippi St. | 11 | 687 | 3,038 | 4.42 | 19 | 276.18 | 3 | 8 | 0 |
| 104. SMU | 11 | 739 | 3,391 | 4.59 | 25 | 308.27 | 5 | 6 | 0 | 114. North Texas | 11 | 683 | 2,991 | 4.38 | 19 | 271.91 | 2 | 9 | 0 |
| 105. Middle Tenn. | 11 | 745 | 3,383 | 4.54 | 27 | 307.55 | 4 | 7 | 0 | 115. Syracuse | 11 | 700 | 2,831 | 4.04 | 18 | 257.36 | 1 | 10 | 0 |
| 106. Ball St. | 11 | 750 | 3,289 | 4.39 | 30 | 299.00 | 4 | 7 | 0 | 116. Duke | 11 | 719 | 2,729 | 3.80 | 22 | 248.09 | 1 | 10 | 0 |
| 107. Kentucky | 11 | 695 | 3,272 | 4.71 | 29 | 297.45 | 3 | 8 | 0 | 117. Temple | 11 | 712 | 2,722 | 3.82 | 13 | 247.45 | 0 | 11 | 0 |
| 108. Ohio | 11 | 691 | 3,218 | 4.66 | 26 | 292.55 | 4 | 7 | 0 | * Florida Int'l | 11 | 742 | 3,943 | 4.83 | 32 | 358.45 | 5 | 6 | 0 |
| 109. Troy | 11 | 728 | 3,136 | 4.31 | 20 | 285.09 | 4 | 7 | 0 | * Fla. Atlantic | 11 | 720 | 3,215 | 4.66 | 20 | 292.27 | 2 | 9 | 0 |
| 110. Kent St. | 11 | 751 | 3,117 | 4.15 | 22 | 283.36 | 1 | 10 | 0 | | | | | | | | | | |

Scoring Offense

| Rank, Team | G | Pts. | Avg. | TD | Kxp | Oxp | Dkxp | Doxp | FG | Saf | W | L | T |
|------------------------|----|------|-------|----|-----|-----|------|------|----|-----|----|---|---|
| 1. Texas | 13 | 652 | 50.15 | 88 | 76 | 2 | 0 | 0 | 14 | 1 | 13 | 0 | 0 |
| 2. Southern California | 13 | 638 | 49.08 | 87 | 83 | 0 | 0 | 0 | 11 | 0 | 12 | 1 | 0 |
| 3. Louisville | 12 | 521 | 43.42 | 69 | 63 | 0 | 0 | 0 | 14 | 1 | 9 | 3 | 0 |
| 4. Texas Tech | 12 | 473 | 39.42 | 62 | 60 | 1 | 0 | 0 | 13 | 0 | 9 | 3 | 0 |
| 5. UCLA | 12 | 469 | 39.08 | 62 | 56 | 1 | 0 | 0 | 13 | 0 | 10 | 2 | 0 |
| 6. Fresno St. | 13 | 491 | 37.77 | 63 | 54 | 2 | 0 | 0 | 17 | 2 | 8 | 5 | 0 |
| 7. Arizona St. | 12 | 442 | 36.83 | 59 | 53 | 3 | 0 | 0 | 9 | 1 | 7 | 5 | 0 |
| 8. Notre Dame | 12 | 440 | 36.67 | 58 | 54 | 1 | 0 | 0 | 12 | 0 | 9 | 3 | 0 |
| 9. Boise St. | 13 | 469 | 36.08 | 64 | 61 | 1 | 1 | 0 | 6 | 1 | 9 | 4 | 0 |
| 10. Minnesota | 12 | 429 | 35.75 | 56 | 45 | 3 | 0 | 0 | 14 | 0 | 7 | 5 | 0 |
| 10. Toledo | 12 | 429 | 35.75 | 56 | 54 | 0 | 0 | 0 | 13 | 0 | 9 | 3 | 0 |
| 12. Oregon | 12 | 414 | 34.50 | 49 | 39 | 5 | 0 | 0 | 23 | 1 | 10 | 2 | 0 |
| 13. Penn St. | 12 | 413 | 34.42 | 52 | 49 | 1 | 0 | 0 | 16 | 1 | 11 | 1 | 0 |
| 14. Wisconsin | 13 | 446 | 34.31 | 58 | 56 | 0 | 0 | 0 | 14 | 0 | 10 | 3 | 0 |
| 15. Nevada | 12 | 410 | 34.17 | 54 | 50 | 0 | 0 | 0 | 12 | 0 | 9 | 3 | 0 |
| 15. Navy | 12 | 410 | 34.17 | 55 | 53 | 0 | 0 | 0 | 9 | 0 | 8 | 4 | 0 |
| 17. Virginia Tech | 13 | 440 | 33.85 | 55 | 51 | 1 | 0 | 0 | 19 | 0 | 11 | 2 | 0 |
| 18. Bowling Green | 11 | 372 | 33.82 | 51 | 41 | 2 | 0 | 0 | 5 | 3 | 6 | 5 | 0 |
| 18. Michigan St. | 11 | 372 | 33.82 | 50 | 43 | 5 | 1 | 0 | 5 | 1 | 5 | 6 | 0 |
| 20. Miami (Ohio) | 11 | 371 | 33.73 | 45 | 44 | 0 | 0 | 0 | 19 | 0 | 7 | 4 | 0 |
| 21. Washington St. | 11 | 368 | 33.45 | 47 | 42 | 1 | 0 | 0 | 14 | 0 | 4 | 7 | 0 |
| 22. TCU | 12 | 398 | 33.17 | 50 | 43 | 1 | 0 | 0 | 17 | 1 | 11 | 1 | 0 |
| 23. Tulsa | 13 | 430 | 33.08 | 54 | 50 | 0 | 0 | 0 | 18 | 1 | 9 | 4 | 0 |
| 24. Brigham Young | 12 | 396 | 33.00 | 51 | 46 | 1 | 0 | 0 | 14 | 0 | 6 | 6 | 0 |
| 25. California | 12 | 395 | 32.92 | 53 | 50 | 0 | 0 | 0 | 9 | 0 | 8 | 4 | 0 |
| 26. Ohio St. | 12 | 392 | 32.67 | 47 | 44 | 0 | 0 | 0 | 22 | 0 | 10 | 2 | 0 |
| 27. Northern Ill. | 12 | 389 | 32.42 | 52 | 50 | 0 | 0 | 0 | 9 | 0 | 7 | 5 | 0 |
| 28. Northwestern | 12 | 388 | 32.33 | 51 | 46 | 0 | 0 | 0 | 12 | 0 | 7 | 5 | 0 |
| 29. Western Mich. | 11 | 354 | 32.18 | 45 | 42 | 0 | 2 | 0 | 12 | 1 | 7 | 4 | 0 |
| 30. Auburn | 12 | 386 | 32.17 | 50 | 50 | 0 | 0 | 0 | 12 | 0 | 9 | 3 | 0 |
| 31. West Virginia | 12 | 385 | 32.08 | 50 | 48 | 1 | 0 | 0 | 11 | 1 | 11 | 1 | 0 |
| 32. Texas A&M | 11 | 352 | 32.00 | 44 | 41 | 0 | 0 | 0 | 15 | 1 | 5 | 6 | 0 |
| 33. UTEP | 12 | 382 | 31.83 | 47 | 42 | 1 | 0 | 0 | 18 | 1 | 8 | 4 | 0 |
| 34. Missouri | 12 | 369 | 30.75 | 47 | 39 | 3 | 0 | 0 | 14 | 0 | 7 | 5 | 0 |
| 35. Hawaii | 12 | 368 | 30.67 | 48 | 42 | 3 | 1 | 0 | 10 | 0 | 5 | 7 | 0 |
| 36. Iowa | 12 | 360 | 30.00 | 44 | 43 | 0 | 0 | 0 | 17 | 1 | 7 | 5 | 0 |
| 36. Utah | 12 | 360 | 30.00 | 45 | 40 | 1 | 0 | 0 | 16 | 0 | 7 | 5 | 0 |
| 36. Purdue | 11 | 330 | 30.00 | 44 | 40 | 1 | 0 | 0 | 8 | 0 | 5 | 6 | 0 |
| 36. Air Force | 11 | 330 | 30.00 | 43 | 38 | 2 | 0 | 0 | 10 | 0 | 4 | 7 | 0 |
| 40. New Mexico | 11 | 326 | 29.64 | 42 | 33 | 1 | 0 | 0 | 13 | 0 | 6 | 5 | 0 |
| 41. Southern Miss. | 12 | 355 | 29.58 | 41 | 38 | 1 | 0 | 0 | 23 | 0 | 7 | 5 | 0 |
| 42. Georgia | 13 | 384 | 29.54 | 45 | 45 | 0 | 0 | 0 | 23 | 0 | 10 | 3 | 0 |
| 43. LSU | 13 | 383 | 29.46 | 48 | 45 | 1 | 0 | 0 | 14 | 3 | 11 | 2 | 0 |
| 44. Florida St. | 13 | 376 | 28.92 | 46 | 43 | 2 | 0 | 0 | 17 | 1 | 8 | 5 | 0 |
| 45. Michigan | 12 | 345 | 28.75 | 41 | 35 | 2 | 0 | 0 | 20 | 0 | 7 | 5 | 0 |
| 46. Louisiana Tech | 11 | 316 | 28.73 | 38 | 34 | 0 | 0 | 0 | 18 | 0 | 7 | 4 | 0 |
| 47. UCF | 13 | 373 | 28.69 | 44 | 37 | 2 | 0 | 0 | 22 | 1 | 8 | 5 | 0 |
| 48. Rutgers | 12 | 344 | 28.67 | 40 | 40 | 0 | 0 | 0 | 20 | 2 | 7 | 5 | 0 |
| 49. Florida | 12 | 343 | 28.58 | 43 | 40 | 0 | 1 | 0 | 13 | 2 | 9 | 3 | 0 |
| 50. Iowa St. | 12 | 339 | 28.25 | 42 | 39 | 1 | 0 | 0 | 14 | 2 | 7 | 5 | 0 |
| 51. Houston | 12 | 337 | 28.08 | 43 | 38 | 1 | 0 | 0 | 13 | 0 | 6 | 6 | 0 |
| 52. UAB | 11 | 307 | 27.91 | 38 | 37 | 0 | 0 | 0 | 14 | 0 | 5 | 6 | 0 |
| 53. Vanderbilt | 11 | 299 | 27.18 | 38 | 33 | 1 | 0 | 0 | 12 | 0 | 5 | 6 | 0 |
| 54. Memphis | 12 | 326 | 27.17 | 37 | 36 | 1 | 0 | 0 | 22 | 0 | 7 | 5 | 0 |
| 55. Miami (Fla.) | 12 | 325 | 27.08 | 41 | 34 | 0 | 0 | 0 | 15 | 0 | 9 | 3 | 0 |
| 56. Oklahoma | 12 | 323 | 26.92 | 40 | 37 | 0 | 0 | 0 | 14 | 2 | 8 | 4 | 0 |
| 56. San Diego St. | 12 | 323 | 26.92 | 40 | 36 | 1 | 0 | 0 | 15 | 0 | 5 | 7 | 0 |
| 58. Colorado St. | 12 | 321 | 26.75 | 41 | 34 | 0 | 0 | 0 | 13 | 1 | 6 | 6 | 0 |
| 59. Virginia | 12 | 320 | 26.67 | 36 | 36 | 0 | 0 | 0 | 22 | 1 | 7 | 5 | 0 |
| 60. Oregon St. | 11 | 293 | 26.64 | 32 | 32 | 0 | 0 | 0 | 23 | 0 | 5 | 6 | 0 |
| 61. Clemson | 12 | 316 | 26.33 | 35 | 34 | 0 | 0 | 0 | 24 | 0 | 8 | 4 | 0 |
| 62. Kansas St. | 11 | 289 | 26.27 | 36 | 26 | 3 | 0 | 0 | 11 | 4 | 5 | 6 | 0 |
| 63. La.-Lafayette | 11 | 286 | 26.00 | 38 | 31 | 2 | 0 | 0 | 7 | 1 | 6 | 5 | 0 |
| 64. Boston College | 12 | 310 | 25.83 | 40 | 37 | 0 | 0 | 0 | 11 | 0 | 9 | 3 | 0 |
| 65. Arkansas | 11 | 283 | 25.73 | 35 | 32 | 1 | 0 | 0 | 13 | 0 | 4 | 7 | 0 |
| 66. Connecticut | 11 | 272 | 24.73 | 34 | 30 | 0 | 0 | 0 | 12 | 1 | 5 | 6 | 0 |
| 67. Nebraska | 12 | 296 | 24.67 | 34 | 31 | 1 | 0 | 0 | 19 | 1 | 8 | 4 | 0 |
| 68. Wyoming | 11 | 271 | 24.64 | 35 | 32 | 1 | 0 | 0 | 9 | 0 | 4 | 7 | 0 |

STATISTICAL LEADERS

| Rank, Team | G | Pts. | Avg. | TD | Kxp | Oxp | Dkxp | Doxp | FG | Saf | W | L | T |
|------------------------|----|------|-------|----|-----|-----|------|------|----|-----|----|----|---|
| 69. Maryland | 11 | 270 | 24.55 | 32 | 23 | 2 | 0 | 0 | 17 | 0 | 5 | 6 | 0 |
| 70. Arkansas St. | 12 | 294 | 24.50 | 36 | 35 | 1 | 0 | 0 | 13 | 1 | 6 | 6 | 0 |
| 71. Stanford | 11 | 269 | 24.45 | 32 | 32 | 0 | 0 | 0 | 15 | 0 | 5 | 6 | 0 |
| 71. Wake Forest | 11 | 269 | 24.45 | 30 | 30 | 0 | 0 | 0 | 19 | 1 | 4 | 7 | 0 |
| 73. East Caro. | 11 | 267 | 24.27 | 31 | 30 | 0 | 0 | 0 | 17 | 0 | 5 | 6 | 0 |
| 73. Pittsburgh | 11 | 267 | 24.27 | 31 | 25 | 4 | 0 | 0 | 16 | 0 | 5 | 6 | 0 |
| 75. South Carolina | 12 | 284 | 23.67 | 37 | 32 | 0 | 0 | 0 | 10 | 0 | 7 | 5 | 0 |
| 76. Central Mich. | 11 | 260 | 23.64 | 33 | 32 | 0 | 0 | 0 | 10 | 0 | 6 | 5 | 0 |
| 77. Akron | 13 | 307 | 23.62 | 38 | 35 | 1 | 0 | 0 | 14 | 0 | 7 | 6 | 0 |
| 78. Colorado | 13 | 305 | 23.46 | 33 | 32 | 1 | 0 | 0 | 23 | 2 | 7 | 6 | 0 |
| 79. South Fla. | 12 | 276 | 23.00 | 35 | 31 | 1 | 0 | 0 | 11 | 0 | 6 | 6 | 0 |
| 80. Arizona | 11 | 252 | 22.91 | 33 | 31 | 0 | 0 | 0 | 7 | 1 | 3 | 8 | 0 |
| 81. Indiana | 11 | 248 | 22.55 | 34 | 31 | 0 | 0 | 0 | 3 | 2 | 4 | 7 | 0 |
| 81. San Jose St. | 11 | 248 | 22.55 | 31 | 29 | 0 | 0 | 0 | 11 | 0 | 3 | 8 | 0 |
| 83. Kansas | 12 | 269 | 22.42 | 32 | 27 | 2 | 0 | 0 | 14 | 2 | 7 | 5 | 0 |
| 84. Idaho | 11 | 243 | 22.09 | 27 | 21 | 4 | 1 | 0 | 16 | 1 | 2 | 9 | 0 |
| 85. Alabama | 12 | 263 | 21.92 | 30 | 28 | 1 | 0 | 0 | 17 | 1 | 10 | 2 | 0 |
| 86. Rice | 11 | 241 | 21.91 | 32 | 29 | 1 | 0 | 0 | 6 | 0 | 1 | 10 | 0 |
| 87. Eastern Mich. | 11 | 240 | 21.82 | 27 | 22 | 0 | 0 | 0 | 18 | 1 | 4 | 7 | 0 |
| 88. Kentucky | 11 | 239 | 21.73 | 29 | 27 | 0 | 0 | 0 | 12 | 1 | 3 | 8 | 0 |
| 88. La.-Monroe | 11 | 239 | 21.73 | 31 | 28 | 0 | 0 | 0 | 7 | 2 | 5 | 6 | 0 |
| 90. Washington | 11 | 237 | 21.55 | 29 | 28 | 1 | 0 | 0 | 11 | 0 | 2 | 9 | 0 |
| 91. Baylor | 11 | 236 | 21.45 | 27 | 22 | 2 | 0 | 0 | 16 | 0 | 5 | 6 | 0 |
| 92. Tulane | 11 | 234 | 21.27 | 32 | 28 | 1 | 0 | 0 | 4 | 0 | 2 | 9 | 0 |
| 93. Ball St. | 11 | 233 | 21.18 | 30 | 26 | 0 | 0 | 0 | 9 | 0 | 4 | 7 | 0 |
| 94. SMU | 11 | 229 | 20.82 | 25 | 21 | 0 | 0 | 0 | 18 | 2 | 5 | 6 | 0 |
| 95. North Carolina St. | 12 | 249 | 20.75 | 29 | 28 | 0 | 0 | 0 | 15 | 1 | 7 | 5 | 0 |
| 96. Oklahoma St. | 11 | 222 | 20.18 | 27 | 23 | 2 | 0 | 0 | 11 | 0 | 4 | 7 | 0 |
| 97. Army | 11 | 220 | 20.00 | 27 | 24 | 1 | 0 | 0 | 10 | 1 | 4 | 7 | 0 |
| 98. Middle Tenn. | 11 | 210 | 19.09 | 27 | 27 | 0 | 0 | 0 | 7 | 0 | 4 | 7 | 0 |
| 99. Utah St. | 11 | 208 | 18.91 | 27 | 23 | 1 | 0 | 0 | 7 | 0 | 3 | 8 | 0 |
| 100. UNLV | 11 | 207 | 18.82 | 25 | 21 | 0 | 0 | 0 | 12 | 0 | 2 | 9 | 0 |
| 101. Tennessee | 11 | 205 | 18.64 | 23 | 21 | 1 | 0 | 0 | 14 | 1 | 5 | 6 | 0 |
| 102. Marshall | 11 | 204 | 18.55 | 27 | 18 | 0 | 0 | 0 | 8 | 0 | 4 | 7 | 0 |
| 103. Georgia Tech | 12 | 222 | 18.50 | 27 | 27 | 0 | 0 | 0 | 11 | 0 | 7 | 5 | 0 |
| 104. North Carolina | 11 | 198 | 18.00 | 23 | 23 | 0 | 0 | 0 | 11 | 2 | 5 | 6 | 0 |
| 105. Cincinnati | 11 | 192 | 17.45 | 26 | 18 | 3 | 0 | 0 | 4 | 0 | 4 | 7 | 0 |
| 105. Ohio | 11 | 192 | 17.45 | 26 | 24 | 0 | 0 | 0 | 4 | 0 | 4 | 7 | 0 |
| 107. Illinois | 11 | 187 | 17.00 | 21 | 20 | 0 | 0 | 1 | 13 | 0 | 2 | 9 | 0 |
| 108. New Mexico St. | 12 | 198 | 16.50 | 26 | 22 | 1 | 0 | 0 | 6 | 0 | 0 | 12 | 0 |
| 109. Kent St. | 11 | 180 | 16.36 | 22 | 20 | 0 | 0 | 1 | 8 | 1 | 1 | 10 | 0 |
| 110. Duke | 11 | 177 | 16.09 | 22 | 20 | 1 | 0 | 0 | 7 | 1 | 1 | 10 | 0 |
| 111. Troy | 11 | 175 | 15.91 | 20 | 20 | 0 | 0 | 0 | 11 | 1 | 4 | 7 | 0 |
| 112. North Texas | 11 | 157 | 14.27 | 19 | 15 | 1 | 0 | 0 | 8 | 1 | 2 | 9 | 0 |
| 113. Mississippi St. | 11 | 153 | 13.91 | 19 | 18 | 0 | 0 | 0 | 7 | 0 | 3 | 8 | 0 |
| 114. Syracuse | 11 | 152 | 13.82 | 18 | 17 | 0 | 0 | 0 | 9 | 0 | 1 | 10 | 0 |
| 115. Mississippi | 11 | 148 | 13.45 | 17 | 16 | 0 | 0 | 0 | 10 | 0 | 3 | 8 | 0 |
| 116. Buffalo | 11 | 110 | 10.00 | 14 | 12 | 0 | 0 | 0 | 4 | 1 | 1 | 10 | 0 |
| 117. Temple | 11 | 107 | 9.73 | 13 | 12 | 0 | 0 | 0 | 5 | 1 | 0 | 11 | 0 |
| * Florida Int'l | 11 | 257 | 23.46 | 32 | 32 | 0 | 0 | 0 | 11 | 0 | 5 | 6 | 0 |
| * Fla. Atlantic | 11 | 148 | 13.82 | 20 | 16 | 0 | 0 | 0 | 4 | 0 | 2 | 9 | 0 |

Rushing Defense

| Rank, Team | G | Att | Net | Avg. | TD | Yds/Gm | W | L | T |
|------------------------|----|-----|-------|------|----|--------|----|---|---|
| 1. Ohio St. | 12 | 375 | 881 | 2.35 | 12 | 73.4 | 10 | 2 | 0 |
| 2. Tennessee | 11 | 356 | 907 | 2.55 | 8 | 82.5 | 5 | 6 | 0 |
| 3. Kansas | 12 | 414 | 999 | 2.41 | 8 | 83.3 | 7 | 5 | 0 |
| 4. Oklahoma | 12 | 392 | 1,087 | 2.77 | 11 | 90.6 | 8 | 4 | 0 |
| 5. Boston College | 12 | 420 | 1,090 | 2.60 | 6 | 90.8 | 9 | 3 | 0 |
| 6. LSU | 13 | 402 | 1,190 | 2.96 | 8 | 91.5 | 11 | 2 | 0 |
| 7. Penn St. | 12 | 442 | 1,116 | 2.52 | 12 | 93.0 | 11 | 1 | 0 |
| 8. Virginia Tech | 13 | 402 | 1,214 | 3.02 | 6 | 93.4 | 11 | 2 | 0 |
| 9. Alabama | 12 | 361 | 1,132 | 3.14 | 5 | 94.3 | 10 | 2 | 0 |
| 10. Florida | 12 | 373 | 1,139 | 3.05 | 14 | 94.9 | 9 | 3 | 0 |
| 11. Colorado | 13 | 460 | 1,303 | 2.83 | 18 | 100.2 | 7 | 6 | 0 |
| 12. Iowa St. | 12 | 414 | 1,232 | 2.98 | 10 | 102.7 | 7 | 5 | 0 |
| 13. Georgia Tech | 12 | 409 | 1,247 | 3.05 | 9 | 103.9 | 7 | 5 | 0 |
| 14. North Carolina St. | 12 | 461 | 1,286 | 2.79 | 11 | 107.2 | 7 | 5 | 0 |
| 15. TCU | 12 | 456 | 1,295 | 2.84 | 12 | 107.9 | 11 | 1 | 0 |
| 16. Boise St. | 13 | 421 | 1,403 | 3.33 | 9 | 107.9 | 9 | 4 | 0 |
| 17. Oregon St. | 11 | 385 | 1,188 | 3.09 | 13 | 108.0 | 5 | 6 | 0 |
| 18. Florida St. | 13 | 492 | 1,409 | 2.86 | 17 | 108.4 | 8 | 5 | 0 |
| 19. West Virginia | 12 | 452 | 1,316 | 2.91 | 14 | 109.7 | 11 | 1 | 0 |
| 20. Central Mich. | 11 | 385 | 1,251 | 3.25 | 6 | 113.7 | 6 | 5 | 0 |
| 21. Louisville | 12 | 460 | 1,368 | 2.97 | 16 | 114.0 | 9 | 3 | 0 |
| 22. Auburn | 12 | 396 | 1,395 | 3.52 | 11 | 116.3 | 9 | 3 | 0 |
| 23. Miami (Fla.) | 12 | 474 | 1,415 | 2.99 | 11 | 117.9 | 9 | 3 | 0 |
| 24. California | 12 | 428 | 1,430 | 3.34 | 15 | 119.2 | 8 | 4 | 0 |
| 25. Clemson | 12 | 431 | 1,447 | 3.36 | 12 | 120.6 | 8 | 4 | 0 |
| 26. Nebraska | 12 | 459 | 1,491 | 3.25 | 14 | 124.3 | 8 | 4 | 0 |
| 27. Memphis | 12 | 419 | 1,507 | 3.60 | 10 | 125.6 | 7 | 5 | 0 |

| Rank, Team | G | Att | Net | Avg. | TD | Yds/Gm | W | L | T |
|-------------------------|----|-----|-------|------|----|--------|----|---|---|
| 27. Toledo | 12 | 433 | 1,507 | 3.48 | 13 | 125.6 | 9 | 3 | 0 |
| 29. Iowa | 12 | 470 | 1,512 | 3.22 | 10 | 126.0 | 7 | 5 | 0 |
| 30. Kansas St. | 11 | 401 | 1,418 | 3.54 | 19 | 128.9 | 5 | 6 | 0 |
| 31. Southern California | 13 | 444 | 1,697 | 3.82 | 17 | 130.5 | 12 | 1 | 0 |
| 32. New Mexico | 11 | 384 | 1,439 | 3.75 | 18 | 130.8 | 6 | 5 | 0 |
| 33. Texas | 13 | 461 | 1,702 | 3.69 | 15 | 130.9 | 13 | 0 | 0 |
| 34. Notre Dame | 12 | 403 | 1,588 | 3.94 | 17 | 132.3 | 9 | 3 | 0 |
| 35. Arkansas | 11 | 403 | 1,458 | 3.62 | 13 | 132.5 | 4 | 7 | 0 |
| 36. Rutgers | 12 | 483 | 1,596 | 3.30 | 16 | 133.0 | 7 | 5 | 0 |
| 37. Louisiana Tech | 11 | 382 | 1,465 | 3.84 | 14 | 133.2 | 7 | 4 | 0 |
| 38. Wake Forest | 11 | 369 | 1,468 | 3.98 | 13 | 133.5 | 4 | 7 | 0 |
| 39. Oregon | 12 | 407 | 1,607 | 3.95 | 12 | 133.9 | 10 | 2 | 0 |
| 40. Middle Tenn. | 11 | 383 | 1,492 | 3.90 | 13 | 135.6 | 4 | 7 | 0 |
| 41. Michigan | 12 | 430 | 1,648 | 3.83 | 12 | 137.3 | 7 | 5 | 0 |
| 42. North Carolina | 11 | 434 | 1,520 | 3.50 | 21 | 138.2 | 5 | 6 | 0 |
| 43. Texas A&M | 11 | 420 | 1,531 | 3.65 | 19 | 139.2 | 5 | 6 | 0 |
| 44. Miami (Ohio) | 11 | 374 | 1,535 | 4.10 | 16 | 139.5 | 7 | 4 | 0 |
| 45. Connecticut | 11 | 447 | 1,538 | 3.44 | 16 | 139.8 | 5 | 6 | 0 |
| 46. Mississippi St. | 11 | 418 | 1,545 | 3.70 | 13 | 140.5 | 3 | 8 | 0 |
| 47. Nevada | 12 | 391 | 1,695 | 4.34 | 16 | 141.3 | 9 | 3 | 0 |
| 48. SMU | 11 | 428 | 1,569 | 3.67 | 17 | 142.6 | 5 | 6 | 0 |
| 49. Washington | 11 | 419 | 1,577 | 3.76 | 14 | 143.4 | 2 | 9 | 0 |
| 50. Purdue | 11 | 445 | 1,578 | 3.55 | 14 | 143.5 | 5 | 6 | 0 |
| 50. Troy | 11 | 424 | 1,578 | 3.72 | 16 | 143.5 | 4 | 7 | 0 |
| 52. Georgia | 13 | 486 | 1,870 | 3.85 | 17 | 143.8 | 10 | 3 | 0 |
| 53. Utah St. | 11 | 405 | 1,585 | 3.91 | 20 | 144.1 | 3 | 8 | 0 |
| 54. San Jose St. | 11 | 460 | 1,597 | 3.47 | 21 | 145.2 | 3 | 8 | 0 |
| 55. South Fla. | 12 | 445 | 1,758 | 3.95 | 15 | 146.5 | 6 | 6 | 0 |
| 56. Western Mich. | 11 | 436 | 1,621 | 3.72 | 26 | 147.4 | 7 | 4 | 0 |
| 57. Brigham Young | 12 | 420 | 1,773 | 4.22 | 18 | 147.8 | 6 | 6 | 0 |

| Rank, Team | G | Att | Net | Avg. | TD | Yds/Gm | W | L | T | Rank, Team | G | Att | Net | Avg. | TD | Yds/Gm | W | L | T |
|--------------------|----|-----|-------|------|----|--------|----|---|---|---------------------|----|-----|-------|------|----|--------|----|----|---|
| 58. Northern Ill. | 12 | 454 | 1,775 | 3.91 | 13 | 147.9 | 7 | 5 | 0 | 89. Arizona St. | 12 | 493 | 2,157 | 4.38 | 20 | 179.8 | 7 | 5 | 0 |
| 59. UAB | 11 | 418 | 1,629 | 3.90 | 14 | 148.1 | 5 | 6 | 0 | 90. Cincinnati | 11 | 454 | 1,984 | 4.37 | 27 | 180.4 | 4 | 7 | 0 |
| 60. Fresno St. | 13 | 460 | 1,931 | 4.20 | 21 | 148.5 | 8 | 5 | 0 | 91. La.-Lafayette | 11 | 445 | 1,986 | 4.46 | 21 | 180.5 | 6 | 5 | 0 |
| 61. Utah | 12 | 453 | 1,802 | 3.98 | 16 | 150.2 | 7 | 5 | 0 | 92. Idaho | 11 | 417 | 2,016 | 4.83 | 25 | 183.3 | 2 | 9 | 0 |
| 62. Virginia | 12 | 456 | 1,814 | 3.98 | 18 | 151.2 | 7 | 5 | 0 | 93. Arizona | 11 | 440 | 2,021 | 4.59 | 18 | 183.7 | 3 | 8 | 0 |
| 63. Missouri | 12 | 474 | 1,816 | 3.83 | 23 | 151.3 | 7 | 5 | 0 | 94. Arizona | 11 | 477 | 2,037 | 4.27 | 14 | 185.2 | 5 | 6 | 0 |
| 64. Mississippi | 11 | 457 | 1,686 | 3.69 | 15 | 153.3 | 3 | 8 | 0 | 95. San Diego St. | 12 | 514 | 2,223 | 4.32 | 30 | 185.3 | 5 | 7 | 0 |
| 65. Washington St. | 11 | 444 | 1,689 | 3.80 | 15 | 153.5 | 4 | 7 | 0 | 96. Arkansas St. | 12 | 529 | 2,246 | 4.25 | 22 | 187.2 | 6 | 6 | 0 |
| 66. Navy | 12 | 487 | 1,855 | 3.81 | 19 | 154.6 | 8 | 4 | 0 | 97. Syracuse | 11 | 475 | 2,060 | 4.34 | 17 | 187.3 | 1 | 10 | 0 |
| 67. Texas Tech | 12 | 469 | 1,865 | 3.98 | 15 | 155.4 | 9 | 3 | 0 | 98. Hawaii | 12 | 482 | 2,251 | 4.67 | 28 | 187.6 | 5 | 7 | 0 |
| 68. UNLV | 11 | 468 | 1,711 | 3.66 | 27 | 155.5 | 2 | 9 | 0 | 99. Buffalo | 11 | 431 | 2,086 | 4.84 | 16 | 189.6 | 1 | 10 | 0 |
| 69. Minnesota | 12 | 428 | 1,867 | 4.36 | 21 | 155.6 | 7 | 5 | 0 | 100. La.-Monroe | 11 | 452 | 2,091 | 4.63 | 24 | 190.1 | 5 | 6 | 0 |
| 70. Stanford | 11 | 433 | 1,716 | 3.96 | 23 | 156.0 | 5 | 6 | 0 | 101. Tulane | 11 | 462 | 2,121 | 4.59 | 25 | 192.8 | 2 | 9 | 0 |
| 71. Akron | 13 | 528 | 2,067 | 3.91 | 19 | 159.0 | 7 | 6 | 0 | 102. Kentucky | 11 | 439 | 2,159 | 4.92 | 22 | 196.3 | 3 | 8 | 0 |
| 72. UTEP | 12 | 499 | 1,928 | 3.86 | 12 | 160.7 | 8 | 4 | 0 | 103. Eastern Mich. | 11 | 463 | 2,186 | 4.72 | 19 | 198.7 | 4 | 7 | 0 |
| 73. Southern Miss. | 12 | 493 | 1,930 | 3.91 | 16 | 160.8 | 7 | 5 | 0 | 104. Temple | 11 | 472 | 2,218 | 4.70 | 31 | 201.6 | 0 | 11 | 0 |
| 74. Baylor | 11 | 438 | 1,779 | 4.06 | 21 | 161.7 | 5 | 6 | 0 | 105. Ball St. | 11 | 446 | 2,225 | 4.99 | 25 | 202.3 | 4 | 7 | 0 |
| 75. Marshall | 11 | 449 | 1,780 | 3.96 | 17 | 161.8 | 4 | 7 | 0 | 106. Kent St. | 11 | 528 | 2,228 | 4.22 | 24 | 202.5 | 1 | 10 | 0 |
| 76. Michigan St. | 11 | 397 | 1,811 | 4.56 | 15 | 164.6 | 5 | 6 | 0 | 107. Oklahoma St. | 11 | 456 | 2,260 | 4.96 | 24 | 202.5 | 4 | 7 | 0 |
| 77. Tulsa | 13 | 501 | 2,145 | 4.28 | 23 | 165.0 | 9 | 4 | 0 | 108. Duke | 11 | 444 | 2,280 | 5.14 | 30 | 207.3 | 1 | 10 | 0 |
| 78. Maryland | 11 | 459 | 1,823 | 3.97 | 24 | 165.7 | 5 | 6 | 0 | 109. Rice | 11 | 432 | 2,332 | 5.40 | 33 | 212.0 | 1 | 10 | 0 |
| 79. Wisconsin | 13 | 471 | 2,178 | 4.62 | 13 | 167.5 | 10 | 3 | 0 | 110. Indiana | 11 | 471 | 2,367 | 5.03 | 28 | 215.2 | 4 | 7 | 0 |
| 80. Ohio | 11 | 435 | 1,863 | 4.28 | 20 | 169.4 | 4 | 7 | 0 | 111. New Mexico St. | 12 | 531 | 2,596 | 4.89 | 26 | 216.3 | 0 | 12 | 0 |
| 81. Wyoming | 11 | 485 | 1,868 | 3.85 | 15 | 169.8 | 4 | 7 | 0 | 112. East Caro. | 11 | 494 | 2,394 | 4.85 | 26 | 217.6 | 5 | 6 | 0 |
| 82. Vanderbilt | 11 | 416 | 1,869 | 4.49 | 20 | 169.9 | 5 | 6 | 0 | 113. Northwestern | 12 | 504 | 2,617 | 5.19 | 26 | 218.1 | 7 | 5 | 0 |
| 83. Army | 11 | 430 | 1,899 | 4.42 | 24 | 172.6 | 4 | 7 | 0 | 114. North Texas | 11 | 505 | 2,430 | 4.81 | 26 | 220.9 | 2 | 9 | 0 |
| 84. Air Force | 11 | 442 | 1,909 | 4.32 | 28 | 173.5 | 4 | 7 | 0 | 115. Colorado St. | 12 | 527 | 2,674 | 5.07 | 25 | 222.8 | 6 | 6 | 0 |
| 85. South Carolina | 12 | 508 | 2,091 | 4.12 | 18 | 174.3 | 7 | 5 | 0 | 116. UCLA | 12 | 520 | 2,793 | 5.37 | 29 | 232.8 | 10 | 2 | 0 |
| 86. Bowling Green | 11 | 469 | 1,922 | 4.10 | 20 | 174.7 | 6 | 5 | 0 | 117. Illinois | 11 | 471 | 2,574 | 5.46 | 27 | 234.0 | 2 | 9 | 0 |
| 87. Houston | 12 | 460 | 2,127 | 4.62 | 12 | 177.3 | 6 | 6 | 0 | * Florida Int'l | 11 | 431 | 1,802 | 4.18 | 22 | 163.8 | 5 | 6 | 0 |
| 88. UCF | 13 | 477 | 2,326 | 4.88 | 25 | 178.9 | 8 | 5 | 0 | * Fla. Atlantic | 11 | 485 | 2,399 | 4.95 | 28 | 218.1 | 2 | 9 | 0 |

STATISTICAL LEADERS

Pass Defense

| Rank, Team | G | Att | Comp | Pct | Yds/Cmp | Int | IPct | Yds | Yds/Att | TD | Yds/Gm | CM | W | L | T |
|------------------------|----|-----|------|-------|---------|-----|------|-------|---------|----|--------|----|----|----|---|
| 1. Miami (Fla.) | 12 | 354 | 165 | 46.61 | 11.07 | 14 | 3.95 | 1,826 | 5.16 | 8 | 152.17 | 0 | 9 | 3 | 0 |
| 2. Pittsburgh | 11 | 295 | 147 | 49.83 | 11.44 | 14 | 4.75 | 1,681 | 5.70 | 10 | 152.82 | 0 | 5 | 6 | 0 |
| 3. Virginia Tech | 13 | 387 | 192 | 49.61 | 10.44 | 19 | 4.91 | 2,005 | 5.18 | 11 | 154.23 | 0 | 11 | 2 | 0 |
| 4. Connecticut | 11 | 284 | 132 | 46.48 | 13.20 | 14 | 4.93 | 1,743 | 6.14 | 10 | 158.45 | 0 | 5 | 6 | 0 |
| 5. Alabama | 12 | 352 | 175 | 49.72 | 11.02 | 11 | 3.13 | 1,929 | 5.48 | 9 | 160.75 | 0 | 10 | 2 | 0 |
| 6. South Fla. | 12 | 308 | 160 | 51.95 | 12.41 | 13 | 4.22 | 1,985 | 6.44 | 11 | 165.42 | 0 | 6 | 6 | 0 |
| 7. Georgia | 13 | 369 | 211 | 57.18 | 10.45 | 16 | 4.34 | 2,205 | 5.98 | 8 | 169.62 | 0 | 10 | 3 | 0 |
| 8. Texas | 13 | 436 | 223 | 51.15 | 10.03 | 11 | 2.52 | 2,236 | 5.13 | 10 | 172.00 | 0 | 13 | 0 | 0 |
| 9. Buffalo | 11 | 316 | 174 | 55.06 | 10.98 | 9 | 2.85 | 1,910 | 6.04 | 22 | 173.64 | 0 | 1 | 10 | 0 |
| 10. Army | 11 | 304 | 194 | 63.82 | 9.86 | 12 | 3.95 | 1,913 | 6.29 | 10 | 173.91 | 0 | 4 | 7 | 0 |
| 11. LSU | 13 | 431 | 204 | 47.33 | 11.17 | 10 | 2.32 | 2,279 | 5.29 | 12 | 175.31 | 0 | 11 | 2 | 0 |
| 12. Marshall | 11 | 267 | 150 | 56.18 | 13.09 | 9 | 3.37 | 1,963 | 7.35 | 13 | 178.45 | 0 | 4 | 7 | 0 |
| 13. Tulane | 11 | 286 | 167 | 58.39 | 11.76 | 7 | 2.45 | 1,964 | 6.87 | 17 | 178.55 | 0 | 2 | 9 | 0 |
| 14. Mississippi | 11 | 311 | 176 | 56.59 | 11.21 | 6 | 1.93 | 1,973 | 6.34 | 12 | 179.36 | 1 | 3 | 8 | 0 |
| 15. Texas Tech | 12 | 378 | 208 | 55.03 | 10.41 | 12 | 3.17 | 2,165 | 5.73 | 12 | 180.42 | 0 | 9 | 3 | 0 |
| 16. Akron | 13 | 365 | 214 | 58.63 | 10.99 | 7 | 1.92 | 2,351 | 6.44 | 18 | 180.85 | 0 | 7 | 6 | 0 |
| 17. Tulsa | 13 | 358 | 193 | 53.91 | 12.35 | 22 | 6.15 | 2,383 | 6.66 | 9 | 183.31 | 0 | 9 | 4 | 0 |
| 18. Troy | 11 | 325 | 190 | 58.46 | 10.64 | 5 | 1.54 | 2,022 | 6.22 | 10 | 183.82 | 1 | 4 | 7 | 0 |
| 19. Maryland | 11 | 274 | 168 | 61.31 | 12.10 | 9 | 3.28 | 2,033 | 7.42 | 4 | 184.82 | 0 | 5 | 6 | 0 |
| 20. East Caro. | 11 | 306 | 181 | 59.15 | 11.24 | 15 | 4.90 | 2,034 | 6.65 | 11 | 184.91 | 0 | 5 | 6 | 0 |
| 21. Syracuse | 11 | 293 | 161 | 54.95 | 12.67 | 14 | 4.78 | 2,040 | 6.96 | 12 | 185.45 | 1 | 1 | 10 | 0 |
| 22. South Carolina | 12 | 365 | 204 | 55.89 | 10.97 | 12 | 3.29 | 2,238 | 6.13 | 10 | 186.50 | 0 | 7 | 5 | 0 |
| 23. La.-Lafayette | 11 | 294 | 170 | 57.82 | 12.31 | 6 | 2.04 | 2,092 | 7.12 | 21 | 190.18 | 1 | 6 | 5 | 0 |
| 24. Kent St. | 11 | 318 | 193 | 60.69 | 10.87 | 12 | 3.77 | 2,097 | 6.59 | 15 | 190.64 | 1 | 1 | 10 | 0 |
| 25. Toledo | 12 | 388 | 215 | 55.41 | 10.67 | 15 | 3.87 | 2,295 | 5.91 | 16 | 191.25 | 0 | 9 | 3 | 0 |
| 26. North Carolina St. | 12 | 380 | 185 | 48.68 | 12.42 | 13 | 3.42 | 2,298 | 6.05 | 10 | 191.50 | 0 | 7 | 5 | 0 |
| 27. Arkansas St. | 12 | 339 | 193 | 56.93 | 11.92 | 13 | 3.83 | 2,300 | 6.78 | 17 | 191.67 | 1 | 6 | 6 | 0 |
| 28. Mississippi St. | 11 | 316 | 194 | 61.39 | 11.06 | 12 | 3.80 | 2,145 | 6.79 | 13 | 195.00 | 0 | 3 | 8 | 0 |
| 29. Clemson | 12 | 373 | 211 | 56.57 | 11.15 | 14 | 3.75 | 2,352 | 6.31 | 10 | 196.00 | 1 | 8 | 4 | 0 |
| 30. Middle Tenn. | 11 | 329 | 191 | 58.05 | 11.39 | 14 | 4.26 | 2,176 | 6.61 | 11 | 197.82 | 0 | 4 | 7 | 0 |
| 31. Fresno St. | 13 | 405 | 239 | 59.01 | 10.79 | 9 | 2.22 | 2,579 | 6.37 | 16 | 198.38 | 0 | 8 | 5 | 0 |
| 32. Auburn | 12 | 360 | 202 | 56.11 | 11.82 | 8 | 2.22 | 2,388 | 6.63 | 8 | 199.00 | 1 | 9 | 3 | 0 |
| 33. Florida St. | 13 | 404 | 239 | 59.16 | 10.92 | 12 | 2.97 | 2,611 | 6.46 | 15 | 200.85 | 1 | 8 | 5 | 0 |
| 34. West Virginia | 12 | 370 | 221 | 59.73 | 10.92 | 17 | 4.59 | 2,413 | 6.52 | 12 | 201.08 | 0 | 11 | 1 | 0 |
| 35. Indiana | 11 | 301 | 166 | 55.15 | 13.42 | 7 | 2.33 | 2,228 | 7.40 | 14 | 202.55 | 3 | 4 | 7 | 0 |
| 36. Duke | 11 | 296 | 176 | 59.46 | 12.75 | 9 | 3.04 | 2,244 | 7.58 | 22 | 204.00 | 0 | 1 | 10 | 0 |
| 37. Bowling Green | 11 | 310 | 183 | 59.03 | 12.32 | 16 | 5.16 | 2,254 | 7.27 | 18 | 204.91 | 0 | 6 | 5 | 0 |
| 38. Florida | 12 | 375 | 196 | 52.27 | 12.55 | 16 | 4.27 | 2,459 | 6.56 | 16 | 204.92 | 0 | 9 | 3 | 0 |
| 39. Colorado St. | 12 | 306 | 180 | 58.82 | 13.73 | 13 | 4.25 | 2,472 | 8.08 | 19 | 206.00 | 1 | 6 | 6 | 0 |
| 40. Wyoming | 11 | 348 | 195 | 56.03 | 11.70 | 14 | 4.02 | 2,281 | 6.55 | 19 | 207.36 | 0 | 4 | 7 | 0 |
| 41. Miami (Ohio) | 11 | 368 | 215 | 58.42 | 10.63 | 20 | 5.43 | 2,286 | 6.21 | 16 | 207.82 | 0 | 7 | 4 | 0 |
| 42. Michigan | 12 | 391 | 223 | 57.03 | 11.18 | 12 | 3.07 | 2,494 | 6.38 | 14 | 207.83 | 1 | 7 | 5 | 0 |
| 43. Nebraska | 12 | 415 | 212 | 51.08 | 11.77 | 13 | 3.13 | 2,495 | 6.01 | 13 | 207.92 | 0 | 8 | 4 | 0 |
| 43. Ohio St. | 12 | 405 | 246 | 60.74 | 10.14 | 6 | 1.48 | 2,495 | 6.16 | 8 | 207.92 | 0 | 10 | 2 | 0 |
| 45. Arkansas | 11 | 336 | 171 | 50.89 | 13.47 | 12 | 3.57 | 2,303 | 6.85 | 20 | 209.36 | 1 | 4 | 7 | 0 |
| 46. Eastern Mich. | 11 | 358 | 224 | 62.57 | 10.31 | 11 | 3.07 | 2,310 | 6.45 | 18 | 210.00 | 0 | 4 | 7 | 0 |
| 46. Louisville | 12 | 367 | 199 | 54.22 | 12.66 | 9 | 2.45 | 2,520 | 6.87 | 16 | 210.00 | 3 | 9 | 3 | 0 |

| Rank, Team | G | Att | Comp | Pct | Yds/Cmp | Int | IPct | Yds | Yds/Att | TD | Yds/Gm | CM | W | L | T |
|---------------------------|----|-----|------|-------|---------|-----|------|-------|---------|----|--------|----|----|----|---|
| 48. La.-Monroe..... | 11 | 310 | 180 | 58.06 | 12.85 | 17 | 5.48 | 2,313 | 7.46 | 15 | 210.27 | 0 | 5 | 6 | 0 |
| 49. North Carolina..... | 11 | 328 | 189 | 57.62 | 12.28 | 11 | 3.35 | 2,321 | 7.08 | 13 | 211.00 | 0 | 5 | 6 | 0 |
| 50. Penn St. | 12 | 435 | 246 | 56.55 | 10.33 | 16 | 3.68 | 2,540 | 5.84 | 11 | 211.67 | 1 | 11 | 1 | 0 |
| 51. UTEP..... | 12 | 400 | 228 | 57.00 | 11.20 | 14 | 3.50 | 2,553 | 6.38 | 25 | 212.75 | 0 | 8 | 4 | 0 |
| 52. Georgia Tech..... | 12 | 384 | 205 | 53.39 | 12.50 | 21 | 5.47 | 2,563 | 6.67 | 16 | 213.58 | 1 | 7 | 5 | 0 |
| 53. Oklahoma St. | 11 | 310 | 191 | 61.61 | 12.34 | 5 | 1.61 | 2,356 | 7.60 | 15 | 214.18 | 1 | 4 | 7 | 0 |
| 54. North Texas..... | 11 | 275 | 172 | 62.55 | 13.80 | 10 | 3.64 | 2,373 | 8.63 | 15 | 215.73 | 0 | 2 | 9 | 0 |
| 54. Tennessee..... | 11 | 364 | 218 | 59.89 | 10.89 | 9 | 2.47 | 2,373 | 6.52 | 9 | 215.73 | 0 | 5 | 6 | 0 |
| 56. Oklahoma..... | 12 | 438 | 232 | 52.97 | 11.18 | 13 | 2.97 | 2,593 | 5.92 | 20 | 216.08 | 1 | 8 | 4 | 0 |
| 57. Baylor..... | 11 | 390 | 200 | 51.28 | 11.90 | 16 | 4.10 | 2,379 | 6.10 | 14 | 216.27 | 1 | 5 | 6 | 0 |
| 58. Missouri..... | 12 | 387 | 219 | 56.59 | 11.89 | 13 | 3.36 | 2,604 | 6.73 | 18 | 217.00 | 1 | 7 | 5 | 0 |
| 59. Kansas..... | 12 | 420 | 238 | 56.67 | 11.09 | 15 | 3.57 | 2,640 | 6.29 | 20 | 220.00 | 1 | 7 | 5 | 0 |
| 60. Houston..... | 12 | 415 | 219 | 52.77 | 12.06 | 12 | 2.89 | 2,642 | 6.37 | 21 | 220.17 | 2 | 6 | 6 | 0 |
| 61. San Diego St. | 12 | 407 | 236 | 57.99 | 11.22 | 18 | 4.42 | 2,649 | 6.51 | 10 | 220.75 | 0 | 5 | 7 | 0 |
| 62. Boston College..... | 12 | 427 | 260 | 60.89 | 10.19 | 11 | 2.58 | 2,650 | 6.21 | 10 | 220.83 | 0 | 9 | 3 | 0 |
| 63. TCU..... | 12 | 425 | 222 | 52.24 | 11.95 | 26 | 6.12 | 2,654 | 6.24 | 14 | 221.17 | 1 | 11 | 1 | 0 |
| 64. Cincinnati..... | 11 | 320 | 184 | 57.50 | 13.23 | 7 | 2.19 | 2,434 | 7.61 | 14 | 221.27 | 1 | 4 | 7 | 0 |
| 65. Northern Ill. | 12 | 444 | 254 | 57.21 | 10.49 | 11 | 2.48 | 2,664 | 6.00 | 19 | 222.00 | 1 | 7 | 5 | 0 |
| 66. Navy..... | 12 | 362 | 228 | 62.98 | 11.72 | 10 | 2.76 | 2,673 | 7.38 | 19 | 222.75 | 1 | 8 | 4 | 0 |
| 67. Utah..... | 12 | 393 | 214 | 54.45 | 12.54 | 15 | 3.82 | 2,684 | 6.83 | 19 | 223.67 | 0 | 7 | 5 | 0 |
| 68. Oregon..... | 12 | 443 | 252 | 56.88 | 10.65 | 23 | 5.19 | 2,685 | 6.06 | 22 | 223.75 | 0 | 10 | 2 | 0 |
| 69. Vanderbilt..... | 11 | 326 | 188 | 57.67 | 13.10 | 8 | 2.45 | 2,462 | 7.55 | 17 | 223.82 | 1 | 5 | 6 | 0 |
| 70. UAB..... | 11 | 346 | 211 | 60.98 | 11.69 | 16 | 4.62 | 2,467 | 7.13 | 16 | 224.27 | 1 | 5 | 6 | 0 |
| 71. Virginia..... | 12 | 401 | 249 | 62.09 | 10.82 | 15 | 3.74 | 2,695 | 6.72 | 15 | 224.58 | 1 | 7 | 5 | 0 |
| 72. Arizona..... | 11 | 341 | 200 | 58.65 | 12.38 | 12 | 3.52 | 2,476 | 7.26 | 13 | 225.09 | 1 | 3 | 8 | 0 |
| 73. Southern California.. | 13 | 452 | 270 | 59.73 | 11.09 | 22 | 4.87 | 2,995 | 6.63 | 18 | 230.38 | 0 | 12 | 1 | 0 |
| 74. Kansas St. | 11 | 374 | 208 | 55.61 | 12.19 | 8 | 2.14 | 2,536 | 6.78 | 18 | 230.55 | 0 | 5 | 6 | 0 |
| 75. Southern Miss. | 12 | 370 | 213 | 57.57 | 13.14 | 15 | 4.05 | 2,799 | 7.56 | 18 | 233.25 | 0 | 7 | 5 | 0 |
| 76. Illinois..... | 11 | 309 | 204 | 66.02 | 12.69 | 4 | 1.29 | 2,588 | 8.38 | 27 | 235.27 | 0 | 2 | 9 | 0 |
| 77. UCLA..... | 12 | 411 | 244 | 59.37 | 11.57 | 8 | 1.95 | 2,824 | 6.87 | 19 | 235.33 | 1 | 10 | 2 | 0 |
| 78. Idaho..... | 11 | 346 | 206 | 59.54 | 12.69 | 13 | 3.76 | 2,615 | 7.56 | 23 | 237.73 | 0 | 2 | 9 | 0 |
| 79. Rutgers..... | 12 | 394 | 241 | 61.17 | 11.92 | 6 | 1.52 | 2,872 | 7.29 | 20 | 239.33 | 2 | 7 | 5 | 0 |
| 80. California..... | 12 | 455 | 255 | 56.04 | 11.31 | 15 | 3.30 | 2,885 | 6.34 | 14 | 240.42 | 1 | 8 | 4 | 0 |
| 81. UCF..... | 13 | 419 | 248 | 59.19 | 12.66 | 19 | 4.53 | 3,140 | 7.49 | 23 | 241.54 | 1 | 8 | 5 | 0 |
| 82. Iowa St. | 12 | 446 | 256 | 57.40 | 11.36 | 22 | 4.93 | 2,908 | 6.52 | 12 | 242.33 | 1 | 7 | 5 | 0 |
| 83. Rice..... | 11 | 290 | 190 | 65.52 | 14.04 | 6 | 2.07 | 2,668 | 9.20 | 19 | 242.55 | 1 | 1 | 10 | 0 |
| 84. Kentucky..... | 11 | 384 | 239 | 62.24 | 11.20 | 5 | 1.30 | 2,676 | 6.97 | 24 | 243.27 | 0 | 3 | 8 | 0 |
| 85. Michigan St. | 11 | 378 | 229 | 60.58 | 11.76 | 8 | 2.12 | 2,694 | 7.13 | 25 | 244.91 | 0 | 5 | 6 | 0 |
| 86. Louisiana Tech..... | 11 | 398 | 227 | 57.04 | 12.02 | 16 | 4.02 | 2,729 | 6.86 | 19 | 248.09 | 2 | 7 | 4 | 0 |
| 87. Colorado..... | 13 | 484 | 282 | 58.26 | 11.48 | 14 | 2.89 | 3,236 | 6.69 | 15 | 248.92 | 0 | 7 | 6 | 0 |
| 88. Wisconsin..... | 13 | 476 | 246 | 51.68 | 13.20 | 16 | 3.36 | 3,248 | 6.82 | 25 | 249.85 | 1 | 10 | 3 | 0 |
| 89. SMU..... | 11 | 400 | 232 | 58.00 | 11.85 | 17 | 4.25 | 2,750 | 6.88 | 16 | 250.00 | 1 | 5 | 6 | 0 |
| 90. UNLV..... | 11 | 319 | 210 | 65.83 | 13.10 | 5 | 1.57 | 2,751 | 8.62 | 18 | 250.09 | 0 | 2 | 9 | 0 |
| 91. Hawaii..... | 12 | 380 | 236 | 62.11 | 12.75 | 9 | 2.37 | 3,010 | 7.92 | 25 | 250.83 | 0 | 5 | 7 | 0 |
| 92. Wake Forest..... | 11 | 397 | 218 | 54.91 | 12.75 | 14 | 3.53 | 2,780 | 7.00 | 22 | 252.73 | 0 | 4 | 7 | 0 |
| 93. New Mexico..... | 11 | 373 | 214 | 57.37 | 13.07 | 15 | 4.02 | 2,797 | 7.50 | 20 | 254.27 | 0 | 6 | 5 | 0 |
| 94. Air Force..... | 11 | 324 | 213 | 65.74 | 13.17 | 9 | 2.78 | 2,805 | 8.66 | 16 | 255.00 | 1 | 4 | 7 | 0 |
| 95. Ball St. | 11 | 360 | 228 | 63.33 | 12.38 | 8 | 2.22 | 2,823 | 7.84 | 25 | 256.64 | 0 | 4 | 7 | 0 |
| 96. Iowa..... | 12 | 445 | 276 | 62.02 | 11.16 | 10 | 2.25 | 3,080 | 6.92 | 18 | 256.67 | 0 | 7 | 5 | 0 |
| 97. Minnesota..... | 12 | 410 | 233 | 56.83 | 13.24 | 8 | 1.95 | 3,085 | 7.52 | 19 | 257.08 | 1 | 7 | 5 | 0 |
| 98. Temple..... | 11 | 325 | 215 | 66.15 | 13.27 | 10 | 3.08 | 2,852 | 8.78 | 29 | 259.27 | 0 | 0 | 11 | 0 |
| 99. Utah St. | 11 | 370 | 230 | 62.16 | 12.51 | 7 | 1.89 | 2,877 | 7.78 | 24 | 261.55 | 0 | 3 | 8 | 0 |
| 100. Boise St. | 13 | 504 | 276 | 54.76 | 12.33 | 15 | 2.98 | 3,403 | 6.75 | 31 | 261.77 | 1 | 9 | 4 | 0 |
| 101. Northwestern..... | 12 | 425 | 247 | 58.12 | 12.74 | 20 | 4.71 | 3,148 | 7.41 | 20 | 262.33 | 1 | 7 | 5 | 0 |
| 102. New Mexico St..... | 12 | 406 | 252 | 62.07 | 12.57 | 7 | 1.72 | 3,168 | 7.80 | 30 | 264.00 | 1 | 0 | 12 | 0 |
| 103. Notre Dame..... | 12 | 410 | 218 | 53.17 | 14.56 | 13 | 3.17 | 3,175 | 7.74 | 18 | 264.58 | 1 | 9 | 3 | 0 |
| 104. Brigham Young..... | 12 | 411 | 259 | 63.02 | 12.48 | 9 | 2.19 | 3,232 | 7.86 | 25 | 269.33 | 0 | 6 | 6 | 0 |
| 104. Nevada..... | 12 | 438 | 245 | 55.94 | 13.19 | 11 | 2.51 | 3,232 | 7.38 | 30 | 269.33 | 4 | 9 | 3 | 0 |
| 106. Washington..... | 11 | 379 | 253 | 66.75 | 11.99 | 9 | 2.37 | 3,033 | 8.00 | 24 | 275.73 | 0 | 2 | 9 | 0 |
| 107. Memphis..... | 12 | 431 | 237 | 54.99 | 14.17 | 12 | 2.78 | 3,358 | 7.79 | 23 | 279.83 | 0 | 7 | 5 | 0 |
| 108. Central Mich..... | 11 | 435 | 250 | 57.47 | 12.35 | 8 | 1.84 | 3,088 | 7.10 | 25 | 280.73 | 0 | 6 | 5 | 0 |
| 109. Ohio..... | 11 | 383 | 240 | 62.66 | 12.98 | 15 | 3.92 | 3,115 | 8.13 | 18 | 283.18 | 0 | 4 | 7 | 0 |
| 110. Stanford..... | 11 | 388 | 236 | 60.82 | 13.33 | 12 | 3.09 | 3,145 | 8.11 | 21 | 285.91 | 1 | 5 | 6 | 0 |
| 111. Purdue..... | 11 | 393 | 231 | 58.78 | 13.68 | 14 | 3.56 | 3,160 | 8.04 | 21 | 287.27 | 0 | 5 | 6 | 0 |
| 112. Arizona St. | 12 | 413 | 246 | 59.56 | 14.10 | 12 | 2.91 | 3,468 | 8.40 | 21 | 289.00 | 1 | 7 | 5 | 0 |
| 113. Washington St..... | 11 | 413 | 245 | 59.32 | 12.98 | 10 | 2.42 | 3,180 | 7.70 | 27 | 289.09 | 2 | 4 | 7 | 0 |
| 114. San Jose St. | 11 | 407 | 256 | 62.90 | 12.72 | 13 | 3.19 | 3,256 | 8.00 | 21 | 296.00 | 0 | 3 | 8 | 0 |
| 115. Oregon St. | 11 | 383 | 202 | 52.74 | 16.27 | 12 | 3.13 | 3,286 | 8.58 | 31 | 298.73 | 0 | 5 | 6 | 0 |
| 116. Western Mich..... | 11 | 436 | 271 | 62.16 | 12.31 | 15 | 3.44 | 3,335 | 7.65 | 20 | 303.18 | 1 | 7 | 4 | 0 |
| 117. Texas A&M..... | 11 | 398 | 241 | 60.55 | 13.90 | 12 | 3.02 | 3,351 | 8.42 | 21 | 304.64 | 1 | 5 | 6 | 0 |
| * Fla. Atlantic..... | 11 | 280 | 145 | 47.33 | 11.17 | 14 | 2.32 | 1,943 | 5.29 | 10 | 176.64 | 1 | 2 | 9 | 0 |
| * Florida Int'l..... | 11 | 283 | 193 | 56.55 | 10.33 | 10 | 3.68 | 2,330 | 5.84 | 19 | 211.82 | 0 | 5 | 6 | 0 |

Pass Efficiency Defense

| Rank, Team | G | Att | Comp | Pct | Int | IPct | Yds | Yds/Att | TD | TD Pct | Rating | W | L | T |
|-----------------------|----|-----|------|-------|-----|------|-------|---------|----|--------|--------|----|---|---|
| 1. Miami (Fla.)..... | 12 | 354 | 165 | 46.61 | 14 | 3.95 | 1,826 | 5.16 | 8 | 2.26 | 89.48 | 9 | 3 | 0 |
| 2. Virginia Tech..... | 13 | 387 | 192 | 49.61 | 19 | 4.91 | 2,005 | 5.18 | 11 | 2.84 | 92.68 | 11 | 2 | 0 |
| 3. LSU..... | 13 | 431 | 204 | 47.33 | 10 | 2.32 | 2,279 | 5.29 | 12 | 2.78 | 96.26 | 11 | 2 | 0 |
| 4. Texas..... | 13 | 436 | 223 | 51.15 | 11 | 2.52 | 2,236 | 5.13 | 10 | 2.29 | 96.70 | 13 | 0 | 0 |
| 5. Alabama..... | 12 | 352 | 175 | 49.72 | 11 | 3.13 | 1,929 | 5.48 | 9 | 2.56 | 97.92 | 10 | 2 | 0 |
| 6. Pittsburgh..... | 11 | 295 | 147 | 49.83 | 14 | 4.75 | 1,681 | 5.70 | 10 | 3.39 | 99.36 | 5 | 6 | 0 |
| 7. Connecticut..... | 11 | 284 | 132 | 46.48 | 14 | 4.93 | 1,743 | 6.14 | 10 | 3.52 | 99.81 | 5 | 6 | 0 |

| Rank, Team | G | Att | Comp | Pct | Int | IPct | Yds | Yds/Att | TD | TD Pct | Rating | W | L | T |
|-----------------------------|----|-----|------|-------|-----|------|-------|---------|----|--------|--------|----|----|---|
| 8. North Carolina St. | 12 | 380 | 185 | 48.68 | 13 | 3.42 | 2,298 | 6.05 | 10 | 2.63 | 101.34 | 7 | 5 | 0 |
| 9. TCU | 12 | 425 | 222 | 52.24 | 26 | 6.12 | 2,654 | 6.24 | 14 | 3.29 | 103.29 | 11 | 1 | 0 |
| 10. Nebraska | 12 | 415 | 212 | 51.08 | 13 | 3.13 | 2,495 | 6.01 | 13 | 3.13 | 105.67 | 8 | 4 | 0 |
| 11. Tulsa | 13 | 358 | 193 | 53.91 | 22 | 6.15 | 2,383 | 6.66 | 9 | 2.51 | 105.82 | 9 | 4 | 0 |
| 12. Georgia | 13 | 369 | 211 | 57.18 | 16 | 4.34 | 2,205 | 5.98 | 8 | 2.17 | 105.88 | 10 | 3 | 0 |
| 13. Baylor | 11 | 390 | 200 | 51.28 | 16 | 4.10 | 2,379 | 6.10 | 14 | 3.59 | 106.18 | 5 | 6 | 0 |
| 14. Penn St. | 12 | 435 | 246 | 56.55 | 16 | 3.68 | 2,540 | 5.84 | 11 | 2.53 | 106.64 | 11 | 1 | 0 |
| 15. Texas Tech | 12 | 378 | 208 | 55.03 | 12 | 3.17 | 2,165 | 5.73 | 12 | 3.17 | 107.24 | 9 | 3 | 0 |
| 16. South Fla. | 12 | 308 | 160 | 51.95 | 13 | 4.22 | 1,985 | 6.44 | 11 | 3.57 | 109.38 | 6 | 6 | 0 |
| 17. South Carolina..... | 12 | 365 | 204 | 55.89 | 12 | 3.29 | 2,238 | 6.13 | 10 | 2.74 | 109.87 | 7 | 5 | 0 |
| 18. Clemson..... | 12 | 373 | 211 | 56.57 | 14 | 3.75 | 2,352 | 6.31 | 10 | 2.68 | 110.91 | 8 | 4 | 0 |
| 19. Toledo..... | 12 | 388 | 215 | 55.41 | 15 | 3.87 | 2,295 | 5.91 | 16 | 4.12 | 110.96 | 9 | 3 | 0 |
| 20. Iowa St. | 12 | 446 | 256 | 57.40 | 22 | 4.93 | 2,908 | 6.52 | 12 | 2.69 | 111.18 | 7 | 5 | 0 |
| 21. Oklahoma..... | 12 | 438 | 232 | 52.97 | 13 | 2.97 | 2,593 | 5.92 | 20 | 4.57 | 111.86 | 8 | 4 | 0 |
| 22. San Diego St. | 12 | 407 | 236 | 57.99 | 18 | 4.42 | 2,649 | 6.51 | 10 | 2.46 | 111.94 | 5 | 7 | 0 |
| 23. Georgia Tech..... | 12 | 384 | 205 | 53.39 | 21 | 5.47 | 2,563 | 6.67 | 16 | 4.17 | 112.28 | 7 | 5 | 0 |
| 24. California..... | 12 | 455 | 255 | 56.04 | 15 | 3.30 | 2,885 | 6.34 | 14 | 3.08 | 112.82 | 8 | 4 | 0 |
| 25. Florida..... | 12 | 375 | 196 | 52.27 | 16 | 4.27 | 2,459 | 6.56 | 16 | 4.27 | 112.93 | 9 | 3 | 0 |
| 26. Oregon..... | 12 | 443 | 252 | 56.88 | 23 | 5.19 | 2,685 | 6.06 | 22 | 4.97 | 113.82 | 10 | 2 | 0 |
| 27. Miami (Ohio)..... | 11 | 368 | 215 | 58.42 | 20 | 5.43 | 2,286 | 6.21 | 16 | 4.35 | 114.06 | 7 | 4 | 0 |
| 28. Auburn..... | 12 | 360 | 202 | 56.11 | 8 | 2.22 | 2,388 | 6.63 | 8 | 2.22 | 114.71 | 9 | 3 | 0 |
| 29. Boston College..... | 12 | 427 | 260 | 60.89 | 11 | 2.58 | 2,650 | 6.21 | 10 | 2.34 | 115.61 | 9 | 3 | 0 |
| 30. Ohio St. | 12 | 405 | 246 | 60.74 | 6 | 1.48 | 2,495 | 6.16 | 8 | 1.98 | 116.00 | 10 | 2 | 0 |
| 30. West Virginia..... | 12 | 370 | 221 | 59.73 | 17 | 4.59 | 2,413 | 6.52 | 12 | 3.24 | 116.00 | 11 | 1 | 0 |
| 32. Middle Tenn. | 11 | 329 | 191 | 58.05 | 14 | 4.26 | 2,176 | 6.61 | 11 | 3.34 | 116.18 | 4 | 7 | 0 |
| 33. Michigan..... | 12 | 391 | 223 | 57.03 | 12 | 3.07 | 2,494 | 6.38 | 14 | 3.58 | 116.26 | 7 | 5 | 0 |
| 34. Northern Ill. | 12 | 444 | 254 | 57.21 | 11 | 2.48 | 2,664 | 6.00 | 19 | 4.28 | 116.77 | 7 | 5 | 0 |
| 35. East Caro. | 11 | 306 | 181 | 59.15 | 15 | 4.90 | 2,034 | 6.65 | 11 | 3.59 | 117.09 | 5 | 6 | 0 |
| 36. Houston..... | 12 | 415 | 219 | 52.77 | 12 | 2.89 | 2,642 | 6.37 | 21 | 5.06 | 117.19 | 6 | 6 | 0 |
| 37. Syracuse..... | 11 | 293 | 161 | 54.95 | 14 | 4.78 | 2,040 | 6.96 | 12 | 4.10 | 117.34 | 1 | 10 | 0 |
| 38. Troy..... | 11 | 325 | 190 | 58.46 | 5 | 1.54 | 2,022 | 6.22 | 10 | 3.08 | 117.84 | 4 | 7 | 0 |
| 39. Tennessee..... | 11 | 364 | 218 | 59.89 | 9 | 2.47 | 2,373 | 6.52 | 9 | 2.47 | 117.88 | 5 | 6 | 0 |
| 40. Kansas..... | 12 | 420 | 238 | 56.67 | 15 | 3.57 | 2,640 | 6.29 | 20 | 4.76 | 118.07 | 7 | 5 | 0 |
| 41. Mississippi..... | 11 | 311 | 176 | 56.59 | 6 | 1.93 | 1,973 | 6.34 | 12 | 3.86 | 118.76 | 3 | 8 | 0 |
| 42. Southern California.... | 13 | 452 | 270 | 59.73 | 22 | 4.87 | 2,995 | 6.63 | 18 | 3.98 | 118.77 | 12 | 1 | 0 |
| 43. Colorado..... | 13 | 484 | 282 | 58.26 | 14 | 2.89 | 3,236 | 6.69 | 15 | 3.10 | 118.90 | 7 | 6 | 0 |
| 44. Army..... | 11 | 304 | 194 | 63.82 | 12 | 3.95 | 1,913 | 6.29 | 10 | 3.29 | 119.62 | 4 | 7 | 0 |
| 45. Wisconsin..... | 13 | 476 | 246 | 51.68 | 16 | 3.36 | 3,248 | 6.82 | 25 | 5.25 | 119.63 | 10 | 3 | 0 |
| 46. Florida St. | 13 | 404 | 239 | 59.16 | 12 | 2.97 | 2,611 | 6.46 | 15 | 3.71 | 119.80 | 8 | 5 | 0 |
| 47. Utah..... | 12 | 393 | 214 | 54.45 | 15 | 3.82 | 2,684 | 6.83 | 19 | 4.83 | 120.19 | 7 | 5 | 0 |
| 48. SMU..... | 11 | 400 | 232 | 58.00 | 17 | 4.25 | 2,750 | 6.88 | 16 | 4.00 | 120.45 | 5 | 6 | 0 |
| 49. Arkansas..... | 11 | 336 | 171 | 50.89 | 12 | 3.57 | 2,303 | 6.85 | 20 | 5.95 | 120.98 | 4 | 7 | 0 |
| 50. Wyoming..... | 11 | 348 | 195 | 56.03 | 14 | 4.02 | 2,281 | 6.55 | 19 | 5.46 | 121.03 | 4 | 7 | 0 |
| 51. Fresno St. | 13 | 405 | 239 | 59.01 | 9 | 2.22 | 2,579 | 6.37 | 16 | 3.95 | 121.08 | 8 | 5 | 0 |
| 52. Louisville..... | 12 | 367 | 199 | 54.22 | 9 | 2.45 | 2,520 | 6.87 | 16 | 4.36 | 121.36 | 9 | 3 | 0 |
| 53. Missouri..... | 12 | 387 | 219 | 56.59 | 13 | 3.36 | 2,604 | 6.73 | 18 | 4.65 | 121.75 | 7 | 5 | 0 |
| 54. Maryland..... | 11 | 274 | 168 | 61.31 | 9 | 3.28 | 2,033 | 7.42 | 4 | 1.46 | 121.87 | 5 | 6 | 0 |
| 55. Louisiana Tech..... | 11 | 398 | 227 | 57.04 | 16 | 4.02 | 2,729 | 6.86 | 19 | 4.77 | 122.31 | 7 | 4 | 0 |
| 56. Arkansas St. | 12 | 339 | 193 | 56.93 | 13 | 3.83 | 2,300 | 6.78 | 17 | 5.01 | 122.77 | 6 | 6 | 0 |
| 57. Buffalo..... | 11 | 316 | 174 | 55.06 | 9 | 2.85 | 1,910 | 6.04 | 22 | 6.96 | 123.15 | 1 | 10 | 0 |
| 58. North Carolina..... | 11 | 328 | 189 | 57.62 | 11 | 3.35 | 2,321 | 7.08 | 13 | 3.96 | 123.41 | 5 | 6 | 0 |
| 59. Virginia..... | 12 | 401 | 249 | 62.09 | 15 | 3.74 | 2,695 | 6.72 | 15 | 3.74 | 123.42 | 7 | 5 | 0 |
| 60. Kent St. | 11 | 318 | 193 | 60.69 | 12 | 3.77 | 2,097 | 6.59 | 15 | 4.72 | 124.11 | 1 | 10 | 0 |
| 61. Kansas St. | 11 | 374 | 208 | 55.61 | 8 | 2.14 | 2,536 | 6.78 | 18 | 4.81 | 124.16 | 5 | 6 | 0 |
| 62. UTEP..... | 12 | 400 | 228 | 57.00 | 14 | 3.50 | 2,553 | 6.38 | 25 | 6.25 | 124.24 | 8 | 4 | 0 |
| 63. Mississippi St. | 11 | 316 | 194 | 61.39 | 12 | 3.80 | 2,145 | 6.79 | 13 | 4.11 | 124.40 | 3 | 8 | 0 |
| 64. Wake Forest..... | 11 | 397 | 218 | 54.91 | 14 | 3.53 | 2,780 | 7.00 | 22 | 5.54 | 124.96 | 4 | 7 | 0 |
| 65. Akron..... | 13 | 365 | 214 | 58.63 | 7 | 1.92 | 2,351 | 6.44 | 18 | 4.93 | 125.14 | 7 | 6 | 0 |
| 66. Arizona..... | 11 | 341 | 200 | 58.65 | 12 | 3.52 | 2,476 | 7.26 | 13 | 3.81 | 125.23 | 3 | 8 | 0 |
| 67. La.-Monroe..... | 11 | 310 | 180 | 58.06 | 17 | 5.48 | 2,313 | 7.46 | 15 | 4.84 | 125.77 | 5 | 6 | 0 |
| 68. Boise St. | 13 | 504 | 276 | 54.76 | 15 | 2.98 | 3,403 | 6.75 | 31 | 6.15 | 125.86 | 9 | 4 | 0 |
| 69. Notre Dame..... | 12 | 410 | 218 | 53.17 | 13 | 3.17 | 3,175 | 7.74 | 18 | 4.39 | 126.40 | 9 | 3 | 0 |
| 70. Northwestern..... | 12 | 425 | 247 | 58.12 | 20 | 4.71 | 3,148 | 7.41 | 20 | 4.71 | 126.44 | 7 | 5 | 0 |
| 71. UAB..... | 11 | 346 | 211 | 60.98 | 16 | 4.62 | 2,467 | 7.13 | 16 | 4.62 | 126.90 | 5 | 6 | 0 |
| 72. Eastern Mich..... | 11 | 358 | 224 | 62.57 | 11 | 3.07 | 2,310 | 6.45 | 18 | 5.03 | 127.25 | 4 | 7 | 0 |
| 73. Marshall..... | 11 | 267 | 150 | 56.18 | 9 | 3.37 | 1,963 | 7.35 | 13 | 4.87 | 127.28 | 4 | 7 | 0 |
| 74. Indiana..... | 11 | 301 | 166 | 55.15 | 7 | 2.33 | 2,228 | 7.40 | 14 | 4.65 | 127.97 | 4 | 7 | 0 |
| 75. UCLA..... | 12 | 411 | 244 | 59.37 | 8 | 1.95 | 2,824 | 6.87 | 19 | 4.62 | 128.48 | 10 | 2 | 0 |
| 76. Bowling Green..... | 11 | 310 | 183 | 59.03 | 16 | 5.16 | 2,254 | 7.27 | 18 | 5.81 | 128.91 | 6 | 5 | 0 |
| 77. Iowa..... | 12 | 445 | 276 | 62.02 | 10 | 2.25 | 3,080 | 6.92 | 18 | 4.04 | 128.99 | 7 | 5 | 0 |
| 78. Southern Miss. | 12 | 370 | 213 | 57.57 | 15 | 4.05 | 2,799 | 7.56 | 18 | 4.86 | 129.09 | 7 | 5 | 0 |
| 79. New Mexico..... | 11 | 373 | 214 | 57.37 | 15 | 4.02 | 2,797 | 7.50 | 20 | 5.36 | 130.04 | 6 | 5 | 0 |
| 80. Tulane..... | 11 | 286 | 167 | 58.39 | 7 | 2.45 | 1,964 | 6.87 | 17 | 5.94 | 130.80 | 2 | 9 | 0 |
| 81. UCF..... | 13 | 419 | 248 | 59.19 | 19 | 4.53 | 3,140 | 7.49 | 23 | 5.49 | 131.20 | 8 | 5 | 0 |
| 82. Minnesota..... | 12 | 410 | 233 | 56.83 | 8 | 1.95 | 3,085 | 7.52 | 19 | 4.63 | 131.40 | 7 | 5 | 0 |
| 83. Cincinnati..... | 11 | 320 | 184 | 57.50 | 7 | 2.19 | 2,434 | 7.61 | 14 | 4.38 | 131.46 | 4 | 7 | 0 |
| 84. Central Mich. | 11 | 435 | 250 | 57.47 | 8 | 1.84 | 3,088 | 7.10 | 25 | 5.75 | 132.42 | 6 | 5 | 0 |
| 85. Memphis..... | 12 | 431 | 237 | 54.99 | 12 | 2.78 | 3,358 | 7.79 | 23 | 5.34 | 132.49 | 7 | 5 | 0 |
| 86. Vanderbilt..... | 11 | 326 | 188 | 57.67 | 8 | 2.45 | 2,462 | 7.55 | 17 | 5.21 | 133.44 | 5 | 6 | 0 |
| 87. Western Mich. | 11 | 436 | 271 | 62.16 | 15 | 3.44 | 3,335 | 7.65 | 20 | 4.59 | 134.71 | 7 | 4 | 0 |
| 88. Nevada..... | 12 | 438 | 245 | 55.94 | 11 | 2.51 | 3,232 | 7.38 | 30 | 6.85 | 135.46 | 9 | 3 | 0 |
| 89. Rutgers..... | 12 | 394 | 241 | 61.17 | 6 | 1.52 | 2,872 | 7.29 | 20 | 5.08 | 136.14 | 7 | 5 | 0 |
| 90. Navy..... | 12 | 362 | 228 | 62.98 | 10 | 2.76 | 2,673 | 7.38 | 19 | 5.25 | 136.82 | 8 | 4 | 0 |

STATISTICAL LEADERS

| Rank, Team | G | Aff | Comp | Pct | Int | IPct | Yds | Yds/Aff | TD | TD Pct | Rating | W | L | T |
|---------------------|----|-----|------|-------|-----|------|-------|---------|----|--------|--------|---|----|---|
| 91. Purdue | 11 | 393 | 231 | 58.78 | 14 | 3.56 | 3,160 | 8.04 | 21 | 5.34 | 136.85 | 5 | 6 | 0 |
| 92. La.-Lafayette | 11 | 294 | 170 | 57.82 | 6 | 2.04 | 2,092 | 7.12 | 21 | 7.14 | 137.06 | 6 | 5 | 0 |
| 93. Idaho | 11 | 346 | 206 | 59.54 | 13 | 3.76 | 2,615 | 7.56 | 23 | 6.65 | 137.41 | 2 | 9 | 0 |
| 94. Michigan St. | 11 | 378 | 229 | 60.58 | 8 | 2.12 | 2,694 | 7.13 | 25 | 6.61 | 138.06 | 5 | 6 | 0 |
| 95. Oklahoma St. | 11 | 310 | 191 | 61.61 | 5 | 1.61 | 2,356 | 7.60 | 15 | 4.84 | 138.18 | 4 | 7 | 0 |
| 96. Colorado St. | 12 | 306 | 180 | 58.82 | 13 | 4.25 | 2,472 | 8.08 | 19 | 6.21 | 138.65 | 6 | 6 | 0 |
| 97. Ohio | 11 | 383 | 240 | 62.66 | 15 | 3.92 | 3,115 | 8.13 | 18 | 4.70 | 138.69 | 4 | 7 | 0 |
| 98. Kentucky | 11 | 384 | 239 | 62.24 | 5 | 1.30 | 2,676 | 6.97 | 24 | 6.25 | 138.76 | 3 | 8 | 0 |
| 99. Stanford | 11 | 388 | 236 | 60.82 | 12 | 3.09 | 3,145 | 8.11 | 21 | 5.41 | 140.56 | 5 | 6 | 0 |
| 100. Washington St. | 11 | 413 | 245 | 59.32 | 10 | 2.42 | 3,180 | 7.70 | 27 | 6.54 | 140.71 | 4 | 7 | 0 |
| 101. San Jose St. | 11 | 407 | 256 | 62.90 | 13 | 3.19 | 3,256 | 8.00 | 21 | 5.16 | 140.74 | 3 | 8 | 0 |
| 102. Arizona St. | 12 | 413 | 246 | 59.56 | 12 | 2.91 | 3,468 | 8.40 | 21 | 5.08 | 141.10 | 7 | 5 | 0 |
| 103. Duke | 11 | 296 | 176 | 59.46 | 9 | 3.04 | 2,244 | 7.58 | 22 | 7.43 | 141.63 | 1 | 10 | 0 |
| 104. Texas A&M | 11 | 398 | 241 | 60.55 | 12 | 3.02 | 3,351 | 8.42 | 21 | 5.28 | 142.71 | 5 | 6 | 0 |
| 105. Brigham Young | 12 | 411 | 259 | 63.02 | 9 | 2.19 | 3,232 | 7.86 | 25 | 6.08 | 144.75 | 6 | 6 | 0 |
| 106. Utah St. | 11 | 370 | 230 | 62.16 | 7 | 1.89 | 2,877 | 7.78 | 24 | 6.49 | 145.14 | 3 | 8 | 0 |
| 107. Oregon St. | 11 | 383 | 202 | 52.74 | 12 | 3.13 | 3,286 | 8.58 | 31 | 8.09 | 145.21 | 5 | 6 | 0 |
| 108. Hawaii | 12 | 380 | 236 | 62.11 | 9 | 2.37 | 3,010 | 7.92 | 25 | 6.58 | 145.61 | 5 | 7 | 0 |
| 109. North Texas | 11 | 275 | 172 | 62.55 | 10 | 3.64 | 2,373 | 8.63 | 15 | 5.45 | 145.71 | 2 | 9 | 0 |
| 110. Ball St. | 11 | 360 | 228 | 63.33 | 8 | 2.22 | 2,823 | 7.84 | 25 | 6.94 | 147.64 | 4 | 7 | 0 |
| 111. New Mexico St. | 12 | 406 | 252 | 62.07 | 7 | 1.72 | 3,168 | 7.80 | 30 | 7.39 | 148.58 | 0 | 12 | 0 |
| 112. Air Force | 11 | 324 | 213 | 65.74 | 9 | 2.78 | 2,805 | 8.66 | 16 | 4.94 | 149.16 | 4 | 7 | 0 |
| 113. Washington | 11 | 379 | 253 | 66.75 | 9 | 2.37 | 3,033 | 8.00 | 24 | 6.33 | 150.17 | 2 | 9 | 0 |
| 114. UNLV | 11 | 319 | 210 | 65.83 | 5 | 1.57 | 2,751 | 8.62 | 18 | 5.64 | 153.73 | 2 | 9 | 0 |
| 115. Rice | 11 | 290 | 190 | 65.52 | 6 | 2.07 | 2,668 | 9.20 | 19 | 6.55 | 160.26 | 1 | 10 | 0 |
| 116. Illinois | 11 | 309 | 204 | 66.02 | 4 | 1.29 | 2,588 | 8.38 | 27 | 8.74 | 162.60 | 2 | 9 | 0 |
| 117. Temple | 11 | 325 | 215 | 66.15 | 10 | 3.08 | 2,852 | 8.78 | 29 | 8.92 | 163.21 | 0 | 11 | 0 |
| * Fla. Atlantic | 11 | 280 | 145 | 51.79 | 14 | 5.00 | 1,943 | 6.94 | 10 | 3.57 | 111.88 | 2 | 9 | 0 |
| * Florida Int'l | 11 | 283 | 193 | 68.20 | 10 | 3.53 | 2,330 | 8.23 | 19 | 6.71 | 152.45 | 5 | 6 | 0 |

Total Defense

| Rank, Team | G | Plays | Yds | Avg | TD | Yds/Gm | W | L | T |
|-------------------------|----|-------|-------|------|----|--------|----|---|---|
| 1. Virginia Tech | 13 | 789 | 3,219 | 4.08 | 19 | 247.62 | 11 | 2 | 0 |
| 2. Alabama | 12 | 713 | 3,061 | 4.29 | 15 | 255.08 | 10 | 2 | 0 |
| 3. LSU | 13 | 833 | 3,469 | 4.16 | 21 | 266.85 | 11 | 2 | 0 |
| 4. Miami (Fla.) | 12 | 828 | 3,241 | 3.91 | 19 | 270.08 | 9 | 3 | 0 |
| 5. Ohio St. | 12 | 780 | 3,376 | 4.33 | 21 | 281.33 | 10 | 2 | 0 |
| 6. Tennessee | 11 | 720 | 3,280 | 4.56 | 21 | 298.18 | 5 | 6 | 0 |
| 7. Connecticut | 11 | 731 | 3,281 | 4.49 | 28 | 298.27 | 5 | 6 | 0 |
| 8. North Carolina St. | 12 | 841 | 3,584 | 4.26 | 25 | 298.67 | 7 | 5 | 0 |
| 9. Florida | 12 | 748 | 3,598 | 4.81 | 30 | 299.83 | 9 | 3 | 0 |
| 10. Texas | 13 | 897 | 3,938 | 4.39 | 25 | 302.92 | 13 | 0 | 0 |
| 11. Kansas | 12 | 834 | 3,639 | 4.36 | 33 | 303.25 | 7 | 5 | 0 |
| 12. Penn St. | 12 | 877 | 3,656 | 4.17 | 24 | 304.67 | 11 | 1 | 0 |
| 13. Oklahoma | 12 | 830 | 3,680 | 4.43 | 34 | 306.67 | 8 | 4 | 0 |
| 14. Florida St. | 13 | 896 | 4,020 | 4.49 | 34 | 309.23 | 8 | 5 | 0 |
| 15. West Virginia | 12 | 822 | 3,729 | 4.54 | 26 | 310.75 | 11 | 1 | 0 |
| 16. Boston College | 12 | 847 | 3,740 | 4.42 | 21 | 311.67 | 9 | 3 | 0 |
| 17. South Fla. | 12 | 753 | 3,743 | 4.97 | 28 | 311.92 | 6 | 6 | 0 |
| 18. Georgia | 13 | 855 | 4,075 | 4.77 | 27 | 313.46 | 10 | 3 | 0 |
| 19. Auburn | 12 | 756 | 3,783 | 5.00 | 20 | 315.25 | 9 | 3 | 0 |
| 20. Clemson | 12 | 804 | 3,799 | 4.73 | 23 | 316.58 | 8 | 4 | 0 |
| 21. Toledo | 12 | 821 | 3,802 | 4.63 | 33 | 316.83 | 9 | 3 | 0 |
| 22. Georgia Tech | 12 | 793 | 3,810 | 4.80 | 28 | 317.50 | 7 | 5 | 0 |
| 23. Louisville | 12 | 827 | 3,888 | 4.70 | 35 | 324.00 | 9 | 3 | 0 |
| 24. Troy | 11 | 749 | 3,600 | 4.81 | 29 | 327.27 | 4 | 7 | 0 |
| 25. TCU | 12 | 881 | 3,949 | 4.48 | 26 | 329.08 | 11 | 1 | 0 |
| 26. Nebraska | 12 | 874 | 3,986 | 4.56 | 30 | 332.17 | 8 | 4 | 0 |
| 27. Mississippi | 11 | 768 | 3,659 | 4.76 | 30 | 332.64 | 3 | 8 | 0 |
| 28. Middle Tenn. | 11 | 712 | 3,668 | 5.15 | 26 | 333.45 | 4 | 7 | 0 |
| 29. Mississippi St. | 11 | 734 | 3,690 | 5.03 | 32 | 335.45 | 3 | 8 | 0 |
| 30. Texas Tech | 12 | 847 | 4,030 | 4.76 | 28 | 335.83 | 9 | 3 | 0 |
| 31. Pittsburgh | 11 | 772 | 3,718 | 4.82 | 30 | 338.00 | 5 | 6 | 0 |
| 32. Akron | 13 | 893 | 4,418 | 4.95 | 39 | 339.85 | 7 | 6 | 0 |
| 33. Marshall | 11 | 716 | 3,743 | 5.23 | 33 | 340.27 | 4 | 7 | 0 |
| 34. Arkansas | 11 | 739 | 3,761 | 5.09 | 33 | 341.91 | 4 | 7 | 0 |
| 35. Iowa St. | 12 | 860 | 4,140 | 4.81 | 25 | 345.00 | 7 | 5 | 0 |
| 36. Michigan | 12 | 821 | 4,142 | 5.05 | 28 | 345.17 | 7 | 5 | 0 |
| 37. Army | 11 | 734 | 3,812 | 5.19 | 38 | 346.55 | 4 | 7 | 0 |
| 38. Fresno St. | 13 | 865 | 4,510 | 5.21 | 37 | 346.92 | 8 | 5 | 0 |
| 39. Miami (Ohio) | 11 | 742 | 3,821 | 5.15 | 33 | 347.36 | 7 | 4 | 0 |
| 40. Tulsa | 13 | 859 | 4,528 | 5.27 | 37 | 348.31 | 9 | 4 | 0 |
| 41. Colorado | 13 | 944 | 4,539 | 4.81 | 37 | 349.15 | 7 | 6 | 0 |
| 42. North Carolina | 11 | 762 | 3,841 | 5.04 | 37 | 349.18 | 5 | 6 | 0 |
| 43. Maryland | 11 | 733 | 3,856 | 5.26 | 34 | 350.55 | 5 | 6 | 0 |
| 44. Oregon | 12 | 850 | 4,292 | 5.05 | 35 | 357.67 | 10 | 2 | 0 |
| 45. Kansas St. | 11 | 775 | 3,954 | 5.10 | 38 | 359.45 | 5 | 6 | 0 |
| 46. California | 12 | 883 | 4,315 | 4.89 | 31 | 359.58 | 8 | 4 | 0 |
| 47. South Carolina | 12 | 873 | 4,329 | 4.96 | 31 | 360.75 | 7 | 5 | 0 |
| 48. Southern California | 13 | 896 | 4,692 | 5.24 | 38 | 360.92 | 12 | 1 | 0 |

| Rank, Team | G | Plays | Yds | Avg | TD | Yds/Gm | W | L | T |
|--------------------|----|-------|-------|------|----|--------|----|----|---|
| 49. Buffalo | 11 | 747 | 3,996 | 5.35 | 41 | 363.27 | 1 | 10 | 0 |
| 50. Missouri | 12 | 861 | 4,420 | 5.13 | 45 | 368.33 | 7 | 5 | 0 |
| 51. Boise St. | 13 | 925 | 4,806 | 5.20 | 40 | 369.69 | 9 | 4 | 0 |
| 52. Northern Ill. | 12 | 898 | 4,439 | 4.94 | 33 | 369.92 | 7 | 5 | 0 |
| 53. La.-Lafayette | 11 | 739 | 4,078 | 5.52 | 42 | 370.73 | 6 | 5 | 0 |
| 54. Tulane | 11 | 748 | 4,085 | 5.46 | 46 | 371.36 | 2 | 9 | 0 |
| 55. Rutgers | 12 | 877 | 4,468 | 5.09 | 39 | 372.33 | 7 | 5 | 0 |
| 56. UAB | 11 | 764 | 4,096 | 5.36 | 31 | 372.36 | 5 | 6 | 0 |
| 57. Syracuse | 11 | 768 | 4,100 | 5.34 | 35 | 372.73 | 1 | 10 | 0 |
| 58. UTEP | 12 | 899 | 4,481 | 4.98 | 38 | 373.42 | 8 | 4 | 0 |
| 59. Utah | 12 | 846 | 4,486 | 5.30 | 38 | 373.83 | 7 | 5 | 0 |
| 60. Virginia | 12 | 857 | 4,509 | 5.26 | 34 | 375.75 | 7 | 5 | 0 |
| 61. Wyoming | 11 | 833 | 4,149 | 4.98 | 37 | 377.18 | 4 | 7 | 0 |
| 62. Navy | 12 | 849 | 4,528 | 5.33 | 39 | 377.33 | 8 | 4 | 0 |
| 63. Baylor | 11 | 828 | 4,158 | 5.02 | 36 | 378.00 | 5 | 6 | 0 |
| 64. Arkansas St. | 12 | 868 | 4,546 | 5.24 | 39 | 378.83 | 6 | 6 | 0 |
| 65. Bowling Green | 11 | 779 | 4,176 | 5.36 | 41 | 379.64 | 6 | 5 | 0 |
| 66. Louisiana Tech | 11 | 780 | 4,194 | 5.38 | 35 | 381.27 | 7 | 4 | 0 |
| 67. Iowa | 12 | 915 | 4,592 | 5.02 | 32 | 382.67 | 7 | 5 | 0 |
| 68. New Mexico | 11 | 757 | 4,236 | 5.60 | 42 | 385.09 | 6 | 5 | 0 |
| 69. Wake Forest | 11 | 766 | 4,248 | 5.55 | 39 | 386.18 | 4 | 7 | 0 |
| 70. SMU | 11 | 828 | 4,319 | 5.22 | 35 | 392.64 | 5 | 6 | 0 |
| 71. Kent St. | 11 | 846 | 4,325 | 5.11 | 43 | 393.18 | 1 | 10 | 0 |
| 72. Vanderbilt | 11 | 742 | 4,331 | 5.84 | 40 | 393.73 | 5 | 6 | 0 |
| 73. Southern Miss. | 12 | 863 | 4,729 | 5.48 | 34 | 394.08 | 7 | 5 | 0 |
| 74. Central Mich. | 11 | 820 | 4,339 | 5.29 | 31 | 394.45 | 6 | 5 | 0 |
| 75. Notre Dame | 12 | 813 | 4,763 | 5.86 | 37 | 396.92 | 9 | 3 | 0 |
| 76. Houston | 12 | 875 | 4,769 | 5.45 | 37 | 397.42 | 6 | 6 | 0 |
| 77. La.-Monroe | 11 | 762 | 4,404 | 5.78 | 43 | 400.36 | 5 | 6 | 0 |
| 78. Cincinnati | 11 | 774 | 4,418 | 5.71 | 43 | 401.64 | 4 | 7 | 0 |
| 79. East Caro. | 11 | 800 | 4,428 | 5.54 | 39 | 402.55 | 5 | 6 | 0 |
| 80. Memphis | 12 | 850 | 4,865 | 5.72 | 33 | 405.42 | 7 | 5 | 0 |
| 81. UNLV | 11 | 787 | 4,462 | 5.67 | 49 | 405.64 | 2 | 9 | 0 |
| 81. Utah St. | 11 | 775 | 4,462 | 5.76 | 45 | 405.64 | 3 | 8 | 0 |
| 83. San Diego St. | 12 | 921 | 4,872 | 5.29 | 41 | 406.00 | 5 | 7 | 0 |
| 84. Oregon St. | 11 | 768 | 4,474 | 5.83 | 48 | 406.73 | 5 | 6 | 0 |
| 85. Eastern Mich. | 11 | 821 | 4,496 | 5.48 | 38 | 408.73 | 4 | 7 | 0 |
| 86. Arizona | 11 | 781 | 4,497 | 5.76 | 36 | 408.82 | 3 | 8 | 0 |
| 87. Michigan St. | 11 | 775 | 4,505 | 5.81 | 43 | 409.55 | 5 | 6 | 0 |
| 88. Nevada | 12 | 829 | 4,927 | 5.94 | 50 | 410.58 | 9 | 3 | 0 |
| 89. Duke | 11 | 740 | 4,524 | 6.11 | 54 | 411.27 | 1 | 10 | 0 |
| 90. Minnesota | 12 | 838 | 4,952 | 5.91 | 44 | 412.67 | 7 | 5 | 0 |
| 91. Brigham Young | 12 | 831 | 5,005 | 6.02 | 46 | 417.08 | 6 | 6 | 0 |
| 92. Wisconsin | 13 | 947 | 5,426 | 5.73 | 38 | 417.38 | 10 | 3 | 0 |
| 93. Indiana | 11 | 772 | 4,595 | 5.95 | 46 | 417.73 | 4 | 7 | 0 |
| 94. Washington | 11 | 798 | 4,610 | 5.78 | 41 | 419.09 | 2 | 9 | 0 |
| 95. Oklahoma St. | 11 | 766 | 4,616 | 6.03 | 42 | 419.64 | 4 | 7 | 0 |
| 96. UCF | 13 | 896 | 5,466 | 6.10 | 48 | 420.46 | | | |

| Rank, Team | G | Plays | Yds | Avg | TD | Yds/Gm | W | L | T | Rank, Team | G | Plays | Yds | Avg | TD | Yds/Gm | W | L | T |
|---------------------|----|-------|-------|------|----|--------|---|---|---|---------------------|----|-------|-------|------|----|--------|----|----|---|
| 98. Air Force | 11 | 766 | 4,714 | 6.15 | 44 | 428.55 | 4 | 7 | 0 | 109. Ohio | 11 | 818 | 4,978 | 6.09 | 43 | 452.55 | 4 | 7 | 0 |
| 99. Colorado St. | 12 | 833 | 5,146 | 6.18 | 45 | 428.83 | 6 | 6 | 0 | 110. Rice | 11 | 722 | 5,000 | 6.93 | 59 | 454.55 | 1 | 10 | 0 |
| 100. Purdue | 11 | 838 | 4,738 | 5.65 | 38 | 430.73 | 5 | 6 | 0 | 111. Ball St. | 11 | 806 | 5,048 | 6.26 | 56 | 458.91 | 4 | 7 | 0 |
| 101. North Texas | 11 | 780 | 4,803 | 6.16 | 43 | 436.64 | 2 | 9 | 0 | 112. Temple | 11 | 797 | 5,070 | 6.36 | 66 | 460.91 | 0 | 11 | 0 |
| 102. Hawaii | 12 | 862 | 5,261 | 6.10 | 58 | 438.42 | 5 | 7 | 0 | 113. UCLA | 12 | 931 | 5,617 | 6.03 | 53 | 468.08 | 10 | 2 | 0 |
| 103. Kentucky | 11 | 823 | 4,835 | 5.87 | 49 | 439.55 | 3 | 8 | 0 | 114. Arizona St. | 12 | 906 | 5,625 | 6.21 | 44 | 468.75 | 7 | 5 | 0 |
| 104. San Jose St. | 11 | 867 | 4,853 | 5.60 | 45 | 441.18 | 3 | 8 | 0 | 115. Illinois | 11 | 780 | 5,162 | 6.62 | 58 | 469.27 | 2 | 9 | 0 |
| 105. Stanford | 11 | 821 | 4,861 | 5.92 | 46 | 441.91 | 5 | 6 | 0 | 116. New Mexico St. | 12 | 937 | 5,764 | 6.15 | 58 | 480.33 | 0 | 12 | 0 |
| 106. Washington St. | 11 | 857 | 4,869 | 5.68 | 44 | 442.64 | 4 | 7 | 0 | 117. Northwestern | 12 | 929 | 5,765 | 6.21 | 52 | 480.42 | 7 | 5 | 0 |
| 107. Texas A&M | 11 | 818 | 4,882 | 5.97 | 43 | 443.82 | 5 | 6 | 0 | * Florida Int'l | 11 | 714 | 4,132 | 5.79 | 42 | 375.64 | 5 | 6 | 0 |
| 108. Western Mich. | 11 | 872 | 4,956 | 5.68 | 47 | 450.55 | 7 | 4 | 0 | * Fla. Atlantic | 11 | 765 | 4,342 | 5.68 | 43 | 394.73 | 2 | 9 | 0 |

Scoring Defense

| Rank, Team | G | TD | Kxp | Oxp | Dkxp | Doxp | FG | Saf | Pts | Pts/Gm | W | L | T |
|-------------------------|----|----|-----|-----|------|------|----|-----|-----|--------|----|---|---|
| 1. Alabama | 12 | 15 | 14 | 0 | 0 | 0 | 8 | 0 | 128 | 10.7 | 10 | 2 | 0 |
| 2. Virginia Tech | 13 | 19 | 18 | 0 | 0 | 0 | 12 | 0 | 168 | 12.9 | 11 | 2 | 0 |
| 3. LSU | 13 | 21 | 18 | 1 | 0 | 0 | 13 | 0 | 185 | 14.2 | 11 | 2 | 0 |
| 4. Miami (Fla.) | 12 | 19 | 19 | 0 | 0 | 0 | 12 | 1 | 171 | 14.3 | 9 | 3 | 0 |
| 5. Ohio St. | 12 | 21 | 18 | 1 | 0 | 1 | 11 | 1 | 183 | 15.3 | 10 | 2 | 0 |
| 6. Auburn | 12 | 20 | 19 | 1 | 0 | 0 | 15 | 0 | 186 | 15.5 | 9 | 3 | 0 |
| 7. Boston College | 12 | 21 | 20 | 0 | 0 | 0 | 15 | 0 | 191 | 15.9 | 9 | 3 | 0 |
| 8. Georgia | 13 | 27 | 24 | 0 | 0 | 0 | 9 | 0 | 213 | 16.4 | 10 | 3 | 0 |
| 8. Texas | 13 | 25 | 21 | 0 | 0 | 0 | 14 | 0 | 213 | 16.4 | 13 | 0 | 0 |
| 10. Penn St. | 12 | 24 | 16 | 4 | 0 | 0 | 12 | 0 | 204 | 17.0 | 11 | 1 | 0 |
| 11. Clemson | 12 | 23 | 20 | 1 | 0 | 0 | 17 | 0 | 211 | 17.6 | 8 | 4 | 0 |
| 12. North Carolina St. | 12 | 25 | 24 | 0 | 0 | 0 | 12 | 1 | 212 | 17.7 | 7 | 5 | 0 |
| 13. West Virginia | 12 | 26 | 22 | 0 | 0 | 0 | 12 | 0 | 214 | 17.8 | 11 | 1 | 0 |
| 14. South Fla. | 12 | 28 | 25 | 0 | 0 | 0 | 7 | 1 | 216 | 18.0 | 6 | 6 | 0 |
| 15. TCU | 12 | 26 | 24 | 1 | 0 | 0 | 13 | 1 | 223 | 18.6 | 11 | 1 | 0 |
| 16. Tennessee | 11 | 21 | 20 | 0 | 0 | 0 | 19 | 1 | 205 | 18.6 | 5 | 6 | 0 |
| 17. Middle Tenn. | 11 | 26 | 24 | 0 | 0 | 0 | 8 | 1 | 206 | 18.7 | 4 | 7 | 0 |
| 18. Florida | 12 | 30 | 28 | 0 | 0 | 0 | 6 | 0 | 226 | 18.8 | 9 | 3 | 0 |
| 18. Texas Tech | 12 | 28 | 28 | 0 | 0 | 0 | 10 | 0 | 226 | 18.8 | 9 | 3 | 0 |
| 20. Iowa St. | 12 | 25 | 22 | 2 | 0 | 0 | 18 | 0 | 230 | 19.2 | 7 | 5 | 0 |
| 21. Connecticut | 11 | 28 | 26 | 0 | 0 | 0 | 5 | 1 | 211 | 19.2 | 5 | 6 | 0 |
| 22. Iowa | 12 | 32 | 30 | 0 | 0 | 0 | 6 | 0 | 240 | 20.0 | 7 | 5 | 0 |
| 23. Georgia Tech | 12 | 28 | 26 | 1 | 0 | 0 | 15 | 0 | 241 | 20.1 | 7 | 5 | 0 |
| 24. Michigan | 12 | 28 | 24 | 2 | 0 | 0 | 16 | 0 | 244 | 20.3 | 7 | 5 | 0 |
| 25. Nebraska | 12 | 30 | 27 | 0 | 0 | 0 | 13 | 3 | 252 | 21.0 | 8 | 4 | 0 |
| 26. California | 12 | 31 | 27 | 1 | 0 | 0 | 13 | 0 | 254 | 21.2 | 8 | 4 | 0 |
| 27. Toledo | 12 | 33 | 31 | 0 | 0 | 0 | 10 | 1 | 261 | 21.8 | 9 | 3 | 0 |
| 28. Florida St. | 13 | 34 | 30 | 1 | 0 | 0 | 16 | 1 | 286 | 22.0 | 8 | 5 | 0 |
| 28. Kansas | 12 | 33 | 28 | 1 | 0 | 0 | 10 | 3 | 264 | 22.0 | 7 | 5 | 0 |
| 30. Pittsburgh | 11 | 30 | 28 | 0 | 0 | 0 | 11 | 1 | 243 | 22.1 | 5 | 6 | 0 |
| 31. Mississippi | 11 | 30 | 28 | 1 | 0 | 0 | 11 | 1 | 245 | 22.3 | 3 | 8 | 0 |
| 32. Fresno St. | 13 | 37 | 34 | 0 | 0 | 0 | 12 | 0 | 292 | 22.5 | 8 | 5 | 0 |
| 33. Southern Miss. | 12 | 34 | 33 | 0 | 0 | 0 | 11 | 1 | 272 | 22.7 | 7 | 5 | 0 |
| 34. Northern Ill. | 12 | 33 | 30 | 1 | 0 | 0 | 14 | 1 | 274 | 22.8 | 7 | 5 | 0 |
| 35. Southern California | 13 | 38 | 34 | 1 | 0 | 0 | 11 | 0 | 297 | 22.8 | 12 | 1 | 0 |
| 36. Memphis | 12 | 33 | 28 | 1 | 0 | 0 | 16 | 0 | 276 | 23.0 | 7 | 5 | 0 |
| 37. Oklahoma | 12 | 34 | 27 | 2 | 0 | 0 | 14 | 0 | 277 | 23.1 | 8 | 4 | 0 |
| 38. Oregon | 12 | 35 | 35 | 0 | 0 | 0 | 11 | 0 | 278 | 23.2 | 10 | 2 | 0 |
| 39. Troy | 11 | 29 | 26 | 2 | 0 | 0 | 17 | 0 | 255 | 23.2 | 4 | 7 | 0 |
| 40. South Carolina | 12 | 31 | 30 | 0 | 1 | 0 | 19 | 2 | 279 | 23.3 | 7 | 5 | 0 |
| 40. Virginia | 12 | 34 | 31 | 1 | 0 | 0 | 14 | 0 | 279 | 23.3 | 7 | 5 | 0 |
| 42. Miami (Ohio) | 11 | 33 | 27 | 0 | 0 | 0 | 9 | 3 | 258 | 23.5 | 7 | 4 | 0 |
| 43. Tulsa | 13 | 37 | 36 | 0 | 0 | 0 | 15 | 1 | 305 | 23.5 | 9 | 4 | 0 |
| 44. Mississippi St. | 11 | 32 | 30 | 0 | 0 | 0 | 11 | 2 | 259 | 23.5 | 3 | 8 | 0 |
| 45. Colorado | 13 | 37 | 34 | 0 | 0 | 0 | 17 | 0 | 307 | 23.6 | 7 | 6 | 0 |
| 46. Central Mich. | 11 | 31 | 29 | 0 | 0 | 0 | 15 | 0 | 260 | 23.6 | 6 | 5 | 0 |
| 47. Louisville | 12 | 35 | 31 | 3 | 0 | 0 | 12 | 1 | 285 | 23.8 | 9 | 3 | 0 |
| 48. Wisconsin | 13 | 38 | 35 | 1 | 0 | 0 | 14 | 1 | 309 | 23.8 | 10 | 3 | 0 |
| 49. UAB | 11 | 31 | 25 | 1 | 0 | 0 | 17 | 0 | 264 | 24.0 | 5 | 6 | 0 |
| 50. Utah | 12 | 38 | 28 | 0 | 0 | 0 | 11 | 0 | 289 | 24.1 | 7 | 5 | 0 |
| 51. Boise St. | 13 | 40 | 36 | 1 | 0 | 0 | 13 | 0 | 317 | 24.4 | 9 | 4 | 0 |
| 52. Akron | 13 | 39 | 37 | 1 | 0 | 0 | 15 | 0 | 318 | 24.5 | 7 | 6 | 0 |
| 53. Notre Dame | 12 | 37 | 32 | 2 | 0 | 0 | 12 | 0 | 294 | 24.5 | 9 | 3 | 0 |
| 54. Arkansas | 11 | 33 | 31 | 1 | 0 | 0 | 12 | 2 | 271 | 24.6 | 4 | 7 | 0 |
| 55. Maryland | 11 | 34 | 33 | 0 | 0 | 0 | 12 | 1 | 275 | 25.0 | 5 | 6 | 0 |
| 56. Arkansas St. | 12 | 39 | 34 | 1 | 0 | 0 | 11 | 0 | 303 | 25.3 | 6 | 6 | 0 |
| 57. SMU | 11 | 35 | 32 | 1 | 0 | 0 | 12 | 0 | 280 | 25.5 | 5 | 6 | 0 |
| 58. Louisiana Tech | 11 | 35 | 27 | 3 | 0 | 0 | 12 | 1 | 281 | 25.5 | 7 | 4 | 0 |
| 59. Rutgers | 12 | 39 | 31 | 3 | 0 | 0 | 12 | 0 | 307 | 25.6 | 7 | 5 | 0 |
| 60. Marshall | 11 | 33 | 30 | 0 | 0 | 0 | 19 | 0 | 285 | 25.9 | 4 | 7 | 0 |
| 61. UTEP | 12 | 38 | 36 | 1 | 0 | 0 | 15 | 0 | 311 | 25.9 | 8 | 4 | 0 |
| 62. Navy | 12 | 39 | 33 | 2 | 0 | 0 | 14 | 0 | 313 | 26.1 | 8 | 4 | 0 |
| 63. North Carolina | 11 | 37 | 34 | 0 | 0 | 0 | 10 | 1 | 288 | 26.2 | 5 | 6 | 0 |
| 64. Arizona | 11 | 36 | 35 | 1 | 0 | 0 | 11 | 2 | 290 | 26.4 | 3 | 8 | 0 |
| 65. Baylor | 11 | 36 | 31 | 1 | 0 | 0 | 14 | 0 | 291 | 26.5 | 5 | 6 | 0 |
| 66. Army | 11 | 38 | 36 | 0 | 0 | 0 | 10 | 0 | 294 | 26.7 | 4 | 7 | 0 |
| 67. Eastern Mich. | 11 | 38 | 34 | 0 | 0 | 0 | 11 | 0 | 295 | 26.8 | 4 | 7 | 0 |

STATISTICAL LEADERS

| Rank, Team | G | TD | Kxp | Oxp | Dkxp | Doxp | FG | Saf | Pts | Pts/Gm | W | L | T |
|---------------------|----|----|-----|-----|------|------|----|-----|-----|--------|----|----|---|
| 67. Syracuse | 11 | 35 | 33 | 1 | 0 | 0 | 16 | 1 | 295 | 26.8 | 1 | 10 | 0 |
| 69. Houston | 12 | 37 | 32 | 3 | 0 | 0 | 20 | 2 | 324 | 27.0 | 6 | 6 | 0 |
| 69. Wyoming | 11 | 37 | 28 | 1 | 0 | 0 | 15 | 0 | 297 | 27.0 | 4 | 7 | 0 |
| 71. San Diego St. | 12 | 41 | 37 | 0 | 0 | 0 | 14 | 0 | 325 | 27.1 | 5 | 7 | 0 |
| 72. Bowling Green | 11 | 41 | 40 | 0 | 0 | 0 | 6 | 0 | 304 | 27.6 | 6 | 5 | 0 |
| 72. La.-Lafayette | 11 | 42 | 38 | 1 | 0 | 0 | 4 | 0 | 304 | 27.6 | 6 | 5 | 0 |
| 74. Kansas St. | 11 | 38 | 37 | 0 | 0 | 0 | 12 | 2 | 305 | 27.7 | 5 | 6 | 0 |
| 75. Purdue | 11 | 38 | 35 | 1 | 0 | 0 | 14 | 1 | 309 | 28.1 | 5 | 6 | 0 |
| 76. UCF | 13 | 48 | 44 | 1 | 0 | 0 | 13 | 0 | 373 | 28.7 | 8 | 5 | 0 |
| 77. Michigan St. | 11 | 43 | 41 | 0 | 0 | 0 | 5 | 1 | 316 | 28.7 | 5 | 6 | 0 |
| 77. Wake Forest | 11 | 39 | 35 | 0 | 0 | 0 | 15 | 1 | 316 | 28.7 | 4 | 7 | 0 |
| 79. East Caro. | 11 | 39 | 35 | 0 | 0 | 0 | 16 | 0 | 317 | 28.8 | 5 | 6 | 0 |
| 80. Minnesota | 12 | 44 | 43 | 1 | 0 | 0 | 13 | 0 | 348 | 29.0 | 7 | 5 | 0 |
| 81. Missouri | 12 | 45 | 40 | 1 | 0 | 0 | 12 | 1 | 350 | 29.2 | 7 | 5 | 0 |
| 82. Vanderbilt | 11 | 40 | 38 | 1 | 0 | 0 | 13 | 1 | 321 | 29.2 | 5 | 6 | 0 |
| 83. Brigham Young | 12 | 46 | 43 | 1 | 0 | 0 | 10 | 0 | 351 | 29.3 | 6 | 6 | 0 |
| 84. Buffalo | 11 | 41 | 39 | 0 | 0 | 0 | 14 | 0 | 327 | 29.7 | 1 | 10 | 0 |
| 84. New Mexico | 11 | 42 | 34 | 3 | 0 | 0 | 11 | 1 | 327 | 29.7 | 6 | 5 | 0 |
| 86. Arizona St. | 12 | 44 | 43 | 1 | 0 | 0 | 16 | 1 | 359 | 29.9 | 7 | 5 | 0 |
| 87. Kent St. | 11 | 43 | 39 | 1 | 0 | 0 | 10 | 1 | 331 | 30.1 | 1 | 10 | 0 |
| 88. Ohio | 11 | 43 | 40 | 0 | 0 | 0 | 12 | 1 | 336 | 30.5 | 4 | 7 | 0 |
| 89. Stanford | 11 | 46 | 37 | 2 | 0 | 0 | 6 | 1 | 337 | 30.6 | 5 | 6 | 0 |
| 89. Washington | 11 | 41 | 37 | 0 | 0 | 0 | 18 | 0 | 337 | 30.6 | 2 | 9 | 0 |
| 91. Colorado St. | 12 | 45 | 38 | 1 | 0 | 0 | 19 | 1 | 369 | 30.8 | 6 | 6 | 0 |
| 92. La.-Monroe | 11 | 43 | 40 | 0 | 0 | 0 | 13 | 1 | 339 | 30.8 | 5 | 6 | 0 |
| 93. Western Mich. | 11 | 47 | 40 | 1 | 0 | 0 | 6 | 0 | 342 | 31.1 | 7 | 4 | 0 |
| 94. Texas A&M | 11 | 43 | 37 | 1 | 0 | 0 | 14 | 2 | 343 | 31.2 | 5 | 6 | 0 |
| 95. Oklahoma St. | 11 | 42 | 39 | 1 | 0 | 0 | 17 | 0 | 344 | 31.3 | 4 | 7 | 0 |
| 96. Cincinnati | 11 | 43 | 37 | 1 | 0 | 0 | 16 | 0 | 345 | 31.4 | 4 | 7 | 0 |
| 97. North Texas | 11 | 43 | 41 | 0 | 0 | 0 | 15 | 1 | 346 | 31.5 | 2 | 9 | 0 |
| 97. Washington St. | 11 | 44 | 39 | 2 | 0 | 0 | 13 | 0 | 346 | 31.5 | 4 | 7 | 0 |
| 99. Tulane | 11 | 46 | 45 | 0 | 0 | 0 | 9 | 0 | 348 | 31.6 | 2 | 9 | 0 |
| 100. Air Force | 11 | 44 | 38 | 1 | 0 | 0 | 15 | 0 | 349 | 31.7 | 4 | 7 | 0 |
| 101. Nevada | 12 | 50 | 39 | 4 | 0 | 0 | 12 | 0 | 383 | 31.9 | 9 | 3 | 0 |
| 102. San Jose St. | 11 | 45 | 44 | 0 | 1 | 0 | 13 | 1 | 357 | 32.5 | 3 | 8 | 0 |
| 103. Utah St. | 11 | 45 | 44 | 0 | 1 | 0 | 14 | 1 | 360 | 32.7 | 3 | 8 | 0 |
| 104. Indiana | 11 | 46 | 37 | 5 | 1 | 0 | 12 | 0 | 361 | 32.8 | 4 | 7 | 0 |
| 105. Oregon St. | 11 | 48 | 44 | 0 | 0 | 0 | 11 | 0 | 365 | 33.2 | 5 | 6 | 0 |
| 106. Northwestern | 12 | 52 | 48 | 1 | 0 | 0 | 15 | 0 | 407 | 33.9 | 7 | 5 | 0 |
| 107. Kentucky | 11 | 49 | 45 | 0 | 0 | 0 | 12 | 0 | 375 | 34.1 | 3 | 8 | 0 |
| 108. UCLA | 12 | 53 | 48 | 1 | 0 | 0 | 14 | 0 | 410 | 34.2 | 10 | 2 | 0 |
| 109. UNLV | 11 | 49 | 46 | 1 | 0 | 0 | 13 | 0 | 381 | 34.6 | 2 | 9 | 0 |
| 110. Hawaii | 12 | 58 | 54 | 0 | 1 | 0 | 8 | 0 | 428 | 35.7 | 5 | 7 | 0 |
| 111. Duke | 11 | 54 | 54 | 0 | 0 | 0 | 10 | 0 | 408 | 37.1 | 1 | 10 | 0 |
| 112. Ball St. | 11 | 56 | 51 | 0 | 1 | 0 | 9 | 0 | 416 | 37.8 | 4 | 7 | 0 |
| 113. Idaho | 11 | 55 | 47 | 2 | 0 | 0 | 12 | 1 | 419 | 38.1 | 2 | 9 | 0 |
| 114. New Mexico St. | 12 | 58 | 56 | 1 | 0 | 0 | 19 | 1 | 465 | 38.8 | 0 | 12 | 0 |
| 115. Illinois | 11 | 58 | 53 | 0 | 0 | 0 | 10 | 2 | 435 | 39.5 | 2 | 9 | 0 |
| 116. Rice | 11 | 59 | 55 | 1 | 0 | 0 | 12 | 0 | 447 | 40.6 | 1 | 10 | 0 |
| 117. Temple | 11 | 66 | 64 | 0 | 1 | 0 | 12 | 0 | 498 | 45.3 | 0 | 11 | 0 |
| * Florida Int'l | 11 | 42 | 37 | 1 | 0 | 0 | 10 | 1 | 323 | 29.4 | 5 | 6 | 0 |
| * Fla. Atlantic | 11 | 43 | 38 | 1 | 0 | 0 | 13 | 1 | 339 | 30.8 | 2 | 9 | 0 |

Net Punting

| Rank, Team | G | Punts | Yds | Avg | Ret | RetYds | TB | NetAvg | W | L | T |
|--------------------|----|-------|-------|-------|-----|--------|----|--------|----|----|---|
| 1. Wake Forest | 11 | 68 | 3,195 | 46.99 | 36 | 221 | 8 | 41.38 | 4 | 7 | 0 |
| 2. Nebraska | 12 | 72 | 3,302 | 45.86 | 31 | 273 | 8 | 39.85 | 8 | 4 | 0 |
| 3. Memphis | 12 | 63 | 2,788 | 44.25 | 36 | 256 | 3 | 39.24 | 7 | 5 | 0 |
| 4. Colorado | 13 | 81 | 3,613 | 44.60 | 31 | 244 | 10 | 39.12 | 7 | 6 | 0 |
| 5. LSU | 13 | 63 | 2,575 | 40.87 | 14 | 80 | 2 | 38.97 | 11 | 2 | 0 |
| 6. New Mexico St. | 12 | 66 | 2,761 | 41.83 | 28 | 199 | 0 | 38.82 | 0 | 12 | 0 |
| 7. Arkansas | 11 | 50 | 2,091 | 41.82 | 11 | 71 | 4 | 38.80 | 4 | 7 | 0 |
| 8. Georgia | 13 | 57 | 2,443 | 42.86 | 18 | 159 | 4 | 38.67 | 10 | 3 | 0 |
| 9. Florida | 12 | 62 | 2,542 | 41.00 | 18 | 60 | 6 | 38.10 | 9 | 3 | 0 |
| 10. Oklahoma | 12 | 71 | 3,004 | 42.31 | 18 | 122 | 10 | 37.77 | 8 | 4 | 0 |
| 11. Auburn | 12 | 47 | 2,090 | 44.47 | 20 | 203 | 6 | 37.60 | 9 | 3 | 0 |
| 12. Wisconsin | 13 | 58 | 2,582 | 44.52 | 31 | 303 | 5 | 37.57 | 10 | 3 | 0 |
| 13. Ohio St. | 12 | 43 | 1,738 | 40.42 | 12 | 63 | 3 | 37.56 | 10 | 2 | 0 |
| 14. South Carolina | 12 | 58 | 2,322 | 40.03 | 21 | 124 | 1 | 37.55 | 7 | 5 | 0 |
| 15. Southern Miss. | 12 | 53 | 2,378 | 44.87 | 23 | 186 | 11 | 37.21 | 7 | 5 | 0 |
| 16. Baylor | 11 | 65 | 2,934 | 45.14 | 32 | 323 | 11 | 36.78 | 5 | 6 | 0 |
| 17. Washington St. | 11 | 51 | 2,073 | 40.65 | 26 | 137 | 3 | 36.78 | 4 | 7 | 0 |
| 18. Purdue | 11 | 62 | 2,446 | 39.45 | 20 | 129 | 2 | 36.73 | 5 | 6 | 0 |
| 19. La.-Monroe | 11 | 59 | 2,634 | 44.64 | 28 | 329 | 7 | 36.69 | 5 | 6 | 0 |
| 20. San Diego St. | 12 | 67 | 3,003 | 44.82 | 31 | 350 | 10 | 36.61 | 5 | 7 | 0 |
| 21. Stanford | 11 | 67 | 2,723 | 40.64 | 32 | 133 | 7 | 36.57 | 5 | 6 | 0 |
| 22. Oregon St. | 11 | 58 | 2,411 | 41.57 | 23 | 208 | 5 | 36.26 | 5 | 6 | 0 |
| 23. Boise St. | 13 | 53 | 2,159 | 40.74 | 28 | 164 | 4 | 36.13 | 9 | 4 | 0 |
| 24. UTEP | 12 | 45 | 1,739 | 38.64 | 13 | 54 | 3 | 36.11 | 8 | 4 | 0 |
| 25. Miami (Fla.) | 12 | 66 | 2,572 | 38.97 | 29 | 150 | 2 | 36.09 | 9 | 3 | 0 |
| 26. Arizona | 11 | 61 | 2,741 | 44.93 | 24 | 343 | 10 | 36.03 | 3 | 8 | 0 |
| 27. Georgia Tech | 12 | 87 | 3,433 | 39.46 | 32 | 282 | 1 | 35.99 | 7 | 5 | 0 |

| Rank, Team | G | Punts | Yds | Avg | Ret | RetYds | TB | NetAvg | W | L | T |
|------------------------|----|-------|-------|-------|-----|--------|----|--------|----|----|---|
| 28. Michigan | 12 | 55 | 2,076 | 37.75 | 17 | 85 | 1 | 35.84 | 7 | 5 | 0 |
| 29. Florida St. | 13 | 74 | 2,859 | 38.64 | 21 | 116 | 5 | 35.72 | 8 | 5 | 0 |
| 30. Kansas | 12 | 67 | 2,832 | 42.27 | 25 | 288 | 8 | 35.58 | 7 | 5 | 0 |
| 31. UCLA | 12 | 54 | 2,157 | 39.94 | 22 | 156 | 4 | 35.57 | 10 | 2 | 0 |
| 32. Maryland | 11 | 44 | 1,918 | 43.59 | 20 | 253 | 5 | 35.57 | 5 | 6 | 0 |
| 33. Middle Tenn. | 11 | 61 | 2,484 | 40.72 | 27 | 256 | 3 | 35.54 | 4 | 7 | 0 |
| 34. Duke | 11 | 76 | 3,144 | 41.37 | 42 | 430 | 1 | 35.45 | 1 | 10 | 0 |
| 35. Notre Dame | 12 | 47 | 1,873 | 39.85 | 27 | 174 | 2 | 35.30 | 9 | 3 | 0 |
| 36. North Carolina | 11 | 68 | 2,736 | 40.24 | 30 | 207 | 7 | 35.13 | 5 | 6 | 0 |
| 37. Texas | 13 | 38 | 1,444 | 38.00 | 10 | 70 | 2 | 35.11 | 13 | 0 | 0 |
| 38. Western Mich. | 11 | 60 | 2,449 | 40.82 | 26 | 165 | 9 | 35.07 | 7 | 4 | 0 |
| 39. Syracuse | 11 | 86 | 3,565 | 41.45 | 43 | 372 | 9 | 35.03 | 1 | 10 | 0 |
| 40. Penn St. | 12 | 61 | 2,522 | 41.34 | 25 | 294 | 5 | 34.89 | 11 | 1 | 0 |
| 41. Bowling Green | 11 | 54 | 2,007 | 37.17 | 16 | 45 | 4 | 34.85 | 6 | 5 | 0 |
| 42. UNLV | 11 | 66 | 2,709 | 41.05 | 30 | 271 | 7 | 34.82 | 2 | 9 | 0 |
| 43. UCF | 13 | 58 | 2,357 | 40.64 | 23 | 220 | 6 | 34.78 | 8 | 5 | 0 |
| 44. Ball St. | 11 | 79 | 3,295 | 41.71 | 33 | 349 | 10 | 34.76 | 4 | 7 | 0 |
| 45. Colorado St. | 12 | 54 | 2,400 | 44.44 | 27 | 309 | 11 | 34.65 | 6 | 6 | 0 |
| 46. Wyoming | 11 | 50 | 1,939 | 38.78 | 31 | 211 | 0 | 34.56 | 4 | 7 | 0 |
| 47. Navy | 12 | 37 | 1,420 | 38.38 | 21 | 102 | 2 | 34.54 | 8 | 4 | 0 |
| 48. West Virginia | 12 | 57 | 2,190 | 38.42 | 21 | 162 | 3 | 34.53 | 11 | 1 | 0 |
| 49. Virginia Tech | 13 | 52 | 2,244 | 43.15 | 18 | 230 | 11 | 34.50 | 11 | 2 | 0 |
| 50. Iowa | 12 | 58 | 2,225 | 38.36 | 16 | 86 | 7 | 34.47 | 7 | 5 | 0 |
| 51. California | 12 | 61 | 2,559 | 41.95 | 25 | 320 | 7 | 34.41 | 8 | 4 | 0 |
| 52. Iowa St. | 12 | 70 | 2,901 | 41.44 | 29 | 340 | 8 | 34.30 | 7 | 5 | 0 |
| 53. Rice | 11 | 49 | 2,056 | 41.96 | 23 | 298 | 4 | 34.24 | 1 | 10 | 0 |
| 54. Minnesota | 12 | 38 | 1,456 | 38.32 | 16 | 158 | 0 | 34.16 | 7 | 5 | 0 |
| 55. Kent St. | 11 | 73 | 3,048 | 41.75 | 41 | 378 | 9 | 34.11 | 1 | 10 | 0 |
| 56. North Texas | 11 | 77 | 2,873 | 37.31 | 35 | 247 | 0 | 34.10 | 2 | 9 | 0 |
| 57. Troy | 11 | 65 | 2,524 | 38.83 | 25 | 249 | 3 | 34.08 | 4 | 7 | 0 |
| 58. South Fla. | 12 | 67 | 2,630 | 39.25 | 24 | 228 | 6 | 34.06 | 6 | 6 | 0 |
| 59. TCU | 12 | 69 | 2,591 | 37.55 | 27 | 128 | 6 | 33.96 | 11 | 1 | 0 |
| 60. Fresno St. | 13 | 36 | 1,261 | 35.03 | 7 | 40 | 0 | 33.92 | 8 | 5 | 0 |
| 61. San Jose St. | 11 | 74 | 2,908 | 39.30 | 36 | 319 | 4 | 33.91 | 3 | 8 | 0 |
| 62. East Caro. | 11 | 59 | 2,368 | 40.14 | 30 | 289 | 4 | 33.88 | 5 | 6 | 0 |
| 63. Washington | 11 | 53 | 2,187 | 41.26 | 22 | 279 | 6 | 33.74 | 2 | 9 | 0 |
| 64. Marshall | 11 | 61 | 2,343 | 38.41 | 24 | 268 | 1 | 33.69 | 4 | 7 | 0 |
| 65. Tennessee | 11 | 59 | 2,431 | 41.20 | 23 | 332 | 6 | 33.54 | 5 | 6 | 0 |
| 66. Mississippi | 11 | 66 | 2,511 | 38.05 | 29 | 239 | 3 | 33.52 | 3 | 8 | 0 |
| 67. Louisville | 12 | 36 | 1,399 | 38.86 | 15 | 153 | 2 | 33.50 | 9 | 3 | 0 |
| 68. Tulane | 11 | 64 | 2,530 | 39.53 | 26 | 288 | 5 | 33.47 | 2 | 9 | 0 |
| 69. Tulsa | 13 | 67 | 2,507 | 37.42 | 29 | 187 | 4 | 33.43 | 9 | 4 | 0 |
| 70. Virginia | 12 | 54 | 2,122 | 39.30 | 34 | 278 | 2 | 33.41 | 7 | 5 | 0 |
| 71. Louisiana Tech | 11 | 52 | 1,946 | 37.42 | 20 | 158 | 3 | 33.23 | 7 | 4 | 0 |
| 72. SMU | 11 | 67 | 2,523 | 37.66 | 30 | 161 | 7 | 33.16 | 5 | 6 | 0 |
| 73. Utah St. | 11 | 60 | 2,234 | 37.23 | 29 | 225 | 1 | 33.15 | 3 | 8 | 0 |
| 74. New Mexico | 11 | 55 | 2,134 | 38.80 | 17 | 171 | 7 | 33.15 | 6 | 5 | 0 |
| 75. Michigan St. | 11 | 42 | 1,664 | 39.62 | 15 | 172 | 5 | 33.14 | 5 | 6 | 0 |
| 76. Oklahoma St. | 11 | 69 | 2,677 | 38.80 | 28 | 317 | 4 | 33.04 | 4 | 7 | 0 |
| 77. Kentucky | 11 | 57 | 2,012 | 35.30 | 17 | 134 | 0 | 32.95 | 3 | 8 | 0 |
| 78. Indiana | 11 | 77 | 3,172 | 41.19 | 37 | 496 | 7 | 32.94 | 4 | 7 | 0 |
| 79. Missouri | 12 | 64 | 2,581 | 40.33 | 34 | 436 | 2 | 32.89 | 7 | 5 | 0 |
| 80. Kansas St. | 11 | 68 | 2,628 | 38.65 | 30 | 295 | 5 | 32.84 | 5 | 6 | 0 |
| 81. Nevada | 12 | 55 | 2,229 | 40.53 | 23 | 304 | 6 | 32.82 | 9 | 3 | 0 |
| 82. North Carolina St. | 12 | 76 | 2,931 | 38.57 | 45 | 381 | 3 | 32.76 | 7 | 5 | 0 |
| 83. Eastern Mich. | 11 | 58 | 2,183 | 37.64 | 23 | 244 | 2 | 32.74 | 4 | 7 | 0 |
| 84. Miami (Ohio) | 11 | 46 | 1,766 | 38.39 | 11 | 81 | 9 | 32.72 | 7 | 4 | 0 |
| 85. Utah | 12 | 63 | 2,300 | 36.51 | 23 | 120 | 6 | 32.70 | 7 | 5 | 0 |
| 86. Texas A&M | 11 | 49 | 2,011 | 41.04 | 24 | 209 | 10 | 32.69 | 5 | 6 | 0 |
| 87. Akron | 13 | 83 | 3,201 | 38.57 | 39 | 329 | 8 | 32.67 | 7 | 6 | 0 |
| 88. Alabama | 12 | 67 | 2,495 | 37.24 | 26 | 209 | 5 | 32.63 | 10 | 2 | 0 |
| 89. Central Mich. | 11 | 72 | 2,742 | 38.08 | 30 | 215 | 9 | 32.60 | 6 | 5 | 0 |
| 90. Idaho | 11 | 73 | 2,932 | 40.16 | 37 | 485 | 4 | 32.42 | 2 | 9 | 0 |
| 91. Ohio | 11 | 86 | 3,276 | 38.09 | 33 | 428 | 3 | 32.42 | 4 | 7 | 0 |
| 92. Texas Tech | 12 | 50 | 2,099 | 41.98 | 27 | 342 | 7 | 32.34 | 9 | 3 | 0 |
| 93. Connecticut | 11 | 77 | 2,927 | 38.01 | 23 | 257 | 9 | 32.34 | 5 | 6 | 0 |
| 94. Northern Ill. | 12 | 54 | 2,083 | 38.57 | 18 | 208 | 7 | 32.13 | 7 | 5 | 0 |
| 95. Arkansas St. | 12 | 65 | 2,368 | 36.43 | 23 | 194 | 5 | 31.91 | 6 | 6 | 0 |
| 96. Illinois | 11 | 69 | 2,856 | 41.39 | 31 | 475 | 9 | 31.90 | 2 | 9 | 0 |
| 97. Rutgers | 12 | 61 | 2,361 | 38.70 | 31 | 378 | 2 | 31.85 | 7 | 5 | 0 |
| 98. Oregon | 12 | 50 | 1,832 | 36.64 | 21 | 223 | 1 | 31.78 | 10 | 2 | 0 |
| 99. Mississippi St. | 11 | 71 | 2,907 | 40.94 | 39 | 471 | 9 | 31.77 | 3 | 8 | 0 |
| 100. Brigham Young | 12 | 50 | 1,909 | 38.18 | 15 | 162 | 8 | 31.74 | 6 | 6 | 0 |
| 101. Army | 11 | 61 | 2,370 | 38.85 | 28 | 296 | 7 | 31.70 | 4 | 7 | 0 |
| 102. Boston College | 12 | 66 | 2,561 | 38.80 | 38 | 383 | 5 | 31.48 | 9 | 3 | 0 |
| 103. Northwestern | 12 | 56 | 2,171 | 38.77 | 30 | 352 | 4 | 31.05 | 7 | 5 | 0 |
| 104. Cincinnati | 11 | 75 | 2,867 | 38.23 | 37 | 388 | 8 | 30.92 | 4 | 7 | 0 |
| 105. Toledo | 12 | 37 | 1,305 | 35.27 | 15 | 103 | 3 | 30.86 | 9 | 3 | 0 |
| 106. Air Force | 11 | 40 | 1,414 | 35.35 | 18 | 109 | 4 | 30.63 | 4 | 7 | 0 |
| 107. Buffalo | 11 | 80 | 2,967 | 37.09 | 38 | 484 | 2 | 30.54 | 1 | 10 | 0 |
| 108. Pittsburgh | 11 | 63 | 2,568 | 40.76 | 25 | 428 | 11 | 30.48 | 5 | 6 | 0 |
| 109. Arizona St. | 12 | 58 | 2,146 | 37.00 | 22 | 287 | 5 | 30.33 | 7 | 5 | 0 |
| 110. Vanderbilt | 11 | 53 | 2,047 | 38.62 | 30 | 344 | 5 | 30.25 | 5 | 6 | 0 |

| Rank, Team | G | Punts | Yds | Avg | Ret | RetYds | TB | NetAvg | W | L | T |
|-------------------------------|----|-------|-------|-------|-----|--------|----|--------|----|----|---|
| 111. La.-Lafayette..... | 11 | 48 | 1,801 | 37.52 | 23 | 278 | 4 | 30.06 | 6 | 5 | 0 |
| 112. Hawaii..... | 12 | 41 | 1,479 | 36.07 | 16 | 251 | 0 | 29.95 | 5 | 7 | 0 |
| 113. UAB..... | 11 | 46 | 1,698 | 36.91 | 24 | 223 | 5 | 29.89 | 5 | 6 | 0 |
| 114. Clemson..... | 12 | 55 | 1,845 | 33.55 | 25 | 207 | 1 | 29.42 | 8 | 4 | 0 |
| 115. Southern California..... | 13 | 33 | 1,373 | 41.61 | 22 | 373 | 2 | 29.09 | 12 | 1 | 0 |
| 116. Houston..... | 12 | 55 | 2,073 | 37.69 | 35 | 456 | 5 | 27.58 | 6 | 6 | 0 |
| 117. Temple..... | 11 | 76 | 2,742 | 36.08 | 47 | 631 | 2 | 27.25 | 0 | 11 | 0 |
| * Fla. Atlantic..... | 11 | 74 | 2,816 | 38.05 | 33 | 261 | 3 | 33.72 | 2 | 9 | 0 |
| * Florida Int'l..... | 11 | 43 | 1,558 | 36.23 | 18 | 259 | 4 | 28.35 | 5 | 6 | 0 |

Punt Returns

| Rank, Team | G | Ret | Yds | TD | Avg | W | L | T |
|------------------------------|----|-----|-----|----|-------|----|----|---|
| 1. UCLA..... | 12 | 19 | 475 | 3 | 25.00 | 10 | 2 | 0 |
| 2. Fresno St..... | 13 | 33 | 614 | 4 | 18.61 | 8 | 5 | 0 |
| 3. Kentucky..... | 11 | 23 | 395 | 0 | 17.17 | 3 | 8 | 0 |
| 4. UCF..... | 13 | 28 | 463 | 2 | 16.54 | 8 | 5 | 0 |
| 5. California..... | 12 | 28 | 438 | 2 | 15.64 | 8 | 4 | 0 |
| 6. Texas..... | 13 | 43 | 671 | 4 | 15.60 | 13 | 0 | 0 |
| 7. West Virginia..... | 12 | 23 | 358 | 2 | 15.57 | 11 | 1 | 0 |
| 8. Arizona St..... | 12 | 26 | 389 | 2 | 14.96 | 7 | 5 | 0 |
| 9. Florida St..... | 13 | 54 | 801 | 4 | 14.83 | 8 | 5 | 0 |
| 10. Northwestern..... | 12 | 18 | 264 | 1 | 14.67 | 7 | 5 | 0 |
| 10. Wisconsin..... | 13 | 33 | 484 | 3 | 14.67 | 10 | 3 | 0 |
| 12. Notre Dame..... | 12 | 28 | 396 | 2 | 14.14 | 9 | 3 | 0 |
| 13. LSU..... | 13 | 29 | 410 | 2 | 14.14 | 11 | 2 | 0 |
| 14. Georgia..... | 13 | 33 | 456 | 1 | 13.82 | 10 | 3 | 0 |
| 15. Iowa..... | 12 | 26 | 340 | 1 | 13.08 | 7 | 5 | 0 |
| 16. Bowling Green..... | 11 | 29 | 376 | 1 | 12.97 | 6 | 5 | 0 |
| 17. Nebraska..... | 12 | 50 | 647 | 0 | 12.94 | 8 | 4 | 0 |
| 18. Boise St..... | 13 | 44 | 565 | 3 | 12.84 | 9 | 4 | 0 |
| 19. South Fla..... | 12 | 43 | 538 | 0 | 12.51 | 6 | 6 | 0 |
| 20. TCU..... | 12 | 26 | 323 | 0 | 12.42 | 11 | 1 | 0 |
| 21. Missouri..... | 12 | 21 | 259 | 1 | 12.33 | 7 | 5 | 0 |
| 22. Kansas..... | 12 | 53 | 640 | 2 | 12.08 | 7 | 5 | 0 |
| 23. Troy..... | 11 | 35 | 419 | 1 | 11.97 | 4 | 7 | 0 |
| 24. Miami (Ohio)..... | 11 | 29 | 346 | 1 | 11.93 | 7 | 4 | 0 |
| 25. Michigan..... | 12 | 36 | 423 | 0 | 11.75 | 7 | 5 | 0 |
| 26. Washington St..... | 11 | 27 | 314 | 1 | 11.63 | 4 | 7 | 0 |
| 27. La.-Lafayette..... | 11 | 12 | 139 | 0 | 11.58 | 6 | 5 | 0 |
| 28. Houston..... | 12 | 26 | 299 | 1 | 11.50 | 6 | 6 | 0 |
| 29. Baylor..... | 11 | 36 | 413 | 1 | 11.47 | 5 | 6 | 0 |
| 30. Tulane..... | 11 | 27 | 305 | 0 | 11.30 | 2 | 9 | 0 |
| 31. Pittsburgh..... | 11 | 30 | 338 | 1 | 11.27 | 5 | 6 | 0 |
| 32. Oregon..... | 12 | 32 | 360 | 1 | 11.25 | 10 | 2 | 0 |
| 33. Kansas St..... | 11 | 31 | 347 | 3 | 11.19 | 5 | 6 | 0 |
| 34. Ohio St..... | 12 | 38 | 424 | 2 | 11.16 | 10 | 2 | 0 |
| 35. Miami (Fla.)..... | 12 | 37 | 407 | 2 | 11.00 | 9 | 3 | 0 |
| 36. UTEP..... | 12 | 31 | 337 | 1 | 10.87 | 8 | 4 | 0 |
| 37. Arizona..... | 11 | 21 | 227 | 1 | 10.81 | 3 | 8 | 0 |
| 38. Central Mich..... | 11 | 26 | 280 | 2 | 10.77 | 6 | 5 | 0 |
| 39. Colorado St..... | 12 | 21 | 226 | 1 | 10.76 | 6 | 6 | 0 |
| 40. Ball St..... | 11 | 21 | 225 | 2 | 10.71 | 4 | 7 | 0 |
| 41. Penn St..... | 12 | 38 | 401 | 1 | 10.55 | 11 | 1 | 0 |
| 42. Minnesota..... | 12 | 24 | 251 | 1 | 10.46 | 7 | 5 | 0 |
| 43. Connecticut..... | 11 | 37 | 384 | 0 | 10.38 | 5 | 6 | 0 |
| 44. Colorado..... | 13 | 30 | 311 | 2 | 10.37 | 7 | 6 | 0 |
| 45. Air Force..... | 11 | 20 | 206 | 1 | 10.30 | 4 | 7 | 0 |
| 46. Louisville..... | 12 | 39 | 394 | 0 | 10.10 | 9 | 3 | 0 |
| 47. Arkansas St..... | 12 | 39 | 391 | 1 | 10.03 | 6 | 6 | 0 |
| 48. Utah St..... | 11 | 27 | 270 | 1 | 10.00 | 3 | 8 | 0 |
| 49. Texas Tech..... | 12 | 42 | 414 | 1 | 9.86 | 9 | 3 | 0 |
| 50. Boston College..... | 12 | 31 | 302 | 0 | 9.74 | 9 | 3 | 0 |
| 51. Syracuse..... | 11 | 29 | 279 | 1 | 9.62 | 1 | 10 | 0 |
| 52. Arkansas..... | 11 | 30 | 287 | 0 | 9.57 | 4 | 7 | 0 |
| 53. SMU..... | 11 | 22 | 209 | 0 | 9.50 | 5 | 6 | 0 |
| 54. Rutgers..... | 12 | 21 | 199 | 2 | 9.48 | 7 | 5 | 0 |
| 55. Michigan St..... | 11 | 21 | 197 | 0 | 9.38 | 5 | 6 | 0 |
| 56. Nevada..... | 12 | 27 | 253 | 0 | 9.37 | 9 | 3 | 0 |
| 57. Tulsa..... | 13 | 25 | 232 | 1 | 9.28 | 9 | 4 | 0 |
| 58. North Carolina..... | 11 | 31 | 286 | 1 | 9.23 | 5 | 6 | 0 |
| 59. Western Mich..... | 11 | 23 | 212 | 1 | 9.22 | 7 | 4 | 0 |
| 60. Texas A&M..... | 11 | 15 | 136 | 1 | 9.07 | 5 | 6 | 0 |
| 61. Middle Tenn..... | 11 | 23 | 206 | 0 | 8.96 | 4 | 7 | 0 |
| 62. Virginia Tech..... | 13 | 46 | 408 | 0 | 8.87 | 11 | 2 | 0 |
| 63. Southern California..... | 13 | 22 | 190 | 1 | 8.64 | 12 | 1 | 0 |
| 64. Iowa St..... | 12 | 26 | 223 | 0 | 8.58 | 7 | 5 | 0 |
| 65. Tennessee..... | 11 | 27 | 226 | 0 | 8.37 | 5 | 6 | 0 |
| 66. North Texas..... | 11 | 16 | 132 | 1 | 8.25 | 2 | 9 | 0 |
| 67. Southern Miss..... | 12 | 23 | 189 | 0 | 8.22 | 7 | 5 | 0 |
| 68. New Mexico..... | 11 | 23 | 188 | 0 | 8.17 | 6 | 5 | 0 |

| Rank, Team | G | Ret | Yds | TD | Avg | W | L | T |
|----------------------------|----|-----|-----|----|------|----|----|---|
| 69. Northern Ill..... | 12 | 31 | 251 | 0 | 8.10 | 7 | 5 | 0 |
| 70. Navy..... | 12 | 11 | 89 | 0 | 8.09 | 8 | 4 | 0 |
| 71. Mississippi..... | 11 | 21 | 169 | 1 | 8.05 | 3 | 8 | 0 |
| 72. Ohio..... | 11 | 25 | 201 | 1 | 8.04 | 4 | 7 | 0 |
| 73. Akron..... | 13 | 27 | 217 | 1 | 8.04 | 7 | 6 | 0 |
| 74. Purdue..... | 11 | 30 | 238 | 1 | 7.93 | 5 | 6 | 0 |
| 75. Wyoming..... | 11 | 27 | 214 | 0 | 7.93 | 4 | 7 | 0 |
| 76. Marshall..... | 11 | 30 | 232 | 0 | 7.73 | 4 | 7 | 0 |
| 77. Auburn..... | 12 | 32 | 241 | 0 | 7.53 | 9 | 3 | 0 |
| 78. Oregon St..... | 11 | 31 | 232 | 0 | 7.48 | 5 | 6 | 0 |
| 79. Toledo..... | 12 | 22 | 164 | 0 | 7.45 | 9 | 3 | 0 |
| 80. Oklahoma..... | 12 | 30 | 222 | 0 | 7.40 | 8 | 4 | 0 |
| 81. Oklahoma St..... | 11 | 24 | 176 | 0 | 7.33 | 4 | 7 | 0 |
| 82. Alabama..... | 12 | 27 | 195 | 0 | 7.22 | 10 | 2 | 0 |
| 83. Florida..... | 12 | 35 | 251 | 2 | 7.17 | 9 | 3 | 0 |
| 84. Kent St..... | 11 | 26 | 184 | 0 | 7.08 | 1 | 10 | 0 |
| 85. Brigham Young..... | 12 | 27 | 189 | 0 | 7.00 | 6 | 6 | 0 |
| 86. Clemson..... | 12 | 30 | 207 | 1 | 6.90 | 8 | 4 | 0 |
| 87. Virginia..... | 12 | 20 | 137 | 0 | 6.85 | 7 | 5 | 0 |
| 88. Cincinnati..... | 11 | 25 | 171 | 0 | 6.84 | 4 | 7 | 0 |
| 89. Army..... | 11 | 35 | 238 | 0 | 6.80 | 4 | 7 | 0 |
| 90. North Carolina St..... | 12 | 36 | 242 | 0 | 6.72 | 7 | 5 | 0 |
| 91. Stanford..... | 11 | 27 | 178 | 1 | 6.59 | 5 | 6 | 0 |
| 92. East Caro..... | 11 | 21 | 138 | 0 | 6.57 | 5 | 6 | 0 |
| 93. Hawaii..... | 12 | 11 | 72 | 0 | 6.55 | 5 | 7 | 0 |
| 94. Utah..... | 12 | 31 | 202 | 0 | 6.52 | 7 | 5 | 0 |
| 95. UNLV..... | 11 | 15 | 97 | 0 | 6.47 | 2 | 9 | 0 |
| 96. Mississippi St..... | 11 | 13 | 83 | 0 | 6.38 | 3 | 8 | 0 |
| 97. Duke..... | 11 | 25 | 159 | 0 | 6.36 | 1 | 10 | 0 |
| 98. Vanderbilt..... | 11 | 12 | 76 | 0 | 6.33 | 5 | 6 | 0 |
| 99. San Diego St..... | 12 | 23 | 145 | 1 | 6.30 | 5 | 7 | 0 |
| 100. Indiana..... | 11 | 22 | 138 | 0 | 6.27 | 4 | 7 | 0 |
| 101. Washington..... | 11 | 18 | 110 | 0 | 6.11 | 2 | 9 | 0 |
| 102. Idaho..... | 11 | 23 | 140 | 0 | 6.09 | 2 | 9 | 0 |
| 103. Eastern Mich..... | 11 | 12 | 73 | 0 | 6.08 | 4 | 7 | 0 |
| 104. UAB..... | 11 | 19 | 112 | 0 | 5.89 | 5 | 6 | 0 |
| 105. Georgia Tech..... | 12 | 35 | 198 | 0 | 5.66 | 7 | 5 | 0 |
| 106. Rice..... | 11 | 22 | 120 | 0 | 5.45 | 1 | 10 | 0 |
| 107. Maryland..... | 11 | 27 | 147 | 0 | 5.44 | 5 | 6 | 0 |
| 108. San Jose St..... | 11 | 23 | 124 | 0 | 5.39 | 3 | 8 | 0 |
| 109. Louisiana Tech..... | 11 | 27 | 144 | 0 | 5.33 | 7 | 4 | 0 |
| 110. Wake Forest..... | 11 | 28 | 149 | 0 | 5.32 | 4 | 7 | 0 |
| 111. Memphis..... | 12 | 32 | 153 | 0 | 4.78 | 7 | 5 | 0 |
| 112. Illinois..... | 11 | 16 | 73 | 0 | 4.56 | 2 | 9 | 0 |
| 113. South Carolina..... | 12 | 19 | 85 | 0 | 4.47 | 7 | 5 | 0 |
| 114. New Mexico St..... | 12 | 12 | 50 | 0 | 4.17 | 0 | 12 | 0 |
| 115. Buffalo..... | 11 | 24 | 97 | 0 | 4.04 | 1 | 10 | 0 |
| 116. Temple..... | 11 | 11 | 39 | 0 | 3.55 | 0 | 11 | 0 |
| 117. La.-Monroe..... | 11 | 21 | 64 | 0 | 3.05 | 5 | 6 | 0 |
| * Florida Int'l..... | 11 | 16 | 122 | 1 | 7.63 | 5 | 6 | 0 |
| * Fla. Atlantic..... | 11 | 18 | 90 | 0 | 5.00 | 2 | 9 | 0 |

Kickoff Returns

| Rank, Team | G | Ret | Yds | TD | Avg | W | L | T |
|---------------------------|----|-----|-------|----|-------|----|---|---|
| 1. Arkansas..... | 11 | 33 | 965 | 1 | 29.24 | 4 | 7 | 0 |
| 2. Auburn..... | 12 | 26 | 711 | 1 | 27.35 | 9 | 3 | 0 |
| 3. Texas..... | 13 | 22 | 593 | 0 | 26.95 | 13 | 0 | 0 |
| 4. Kentucky..... | 11 | 42 | 1,109 | 1 | 26.40 | 3 | 8 | 0 |
| 5. North Carolina St..... | 12 | 34 | 864 | 0 | 25.41 | 7 | 5 | 0 |
| 6. TCU..... | 12 | 26 | 652 | 2 | 25.08 | 11 | 1 | 0 |
| 7. North Carolina..... | 11 | 40 | 997 | 2 | 24.93 | 5 | 6 | 0 |
| 8. Rutgers..... | 12 | 43 | 1,066 | 1 | 24.79 | 7 | 5 | 0 |
| 9. Oregon..... | 12 | 42 | 1,035 | 2 | 24.64 | 10 | 2 | 0 |
| 10. Arizona St..... | 12 | 36 | 885 | 0 | 24.58 | 7 | 5 | 0 |
| 11. Connecticut..... | 11 | 37 | 899 | 1 | 24.30 | 5 | 6 | 0 |
| 12. Boise St..... | 13 | 60 | 1,452 | 1 | 24.20 | 9 | 4 | 0 |
| 13. Utah St..... | 11 | 51 | 1,227 | 2 | 24.06 | 3 | 8 | 0 |
| 14. Baylor..... | 11 | 34 | 813 | 1 | 23.91 | 5 | 6 | 0 |
| 15. Arizona..... | 11 | 27 | 636 | 0 | 23.56 | 3 | 8 | 0 |

| Rank, Team | G | Ret | Yds | TD | Avg | W | L | T | Rank, Team | G | Ret | Yds | TD | Avg | W | L | T |
|-------------------------|----|-----|-------|----|-------|----|----|---|---------------------|----|-----|-------|----|-------|----|----|---|
| 16. Michigan | 12 | 40 | 936 | 1 | 23.40 | 7 | 5 | 0 | 68. Memphis | 12 | 26 | 525 | 0 | 20.19 | 7 | 5 | 0 |
| 17. Iowa St. | 12 | 31 | 725 | 0 | 23.39 | 7 | 5 | 0 | 69. Colorado St. | 12 | 47 | 949 | 0 | 20.19 | 6 | 6 | 0 |
| 18. Ohio St. | 12 | 36 | 841 | 1 | 23.36 | 10 | 2 | 0 | 70. Southern Miss. | 12 | 44 | 888 | 0 | 20.18 | 7 | 5 | 0 |
| 19. Louisiana Tech | 11 | 42 | 975 | 0 | 23.21 | 7 | 4 | 0 | 71. Illinois | 11 | 34 | 684 | 0 | 20.12 | 2 | 9 | 0 |
| 20. Indiana | 11 | 31 | 716 | 0 | 23.10 | 4 | 7 | 0 | 72. Florida St. | 13 | 44 | 885 | 0 | 20.11 | 8 | 5 | 0 |
| 21. West Virginia | 12 | 32 | 738 | 0 | 23.06 | 11 | 1 | 0 | 73. Wisconsin | 13 | 44 | 881 | 0 | 20.02 | 10 | 3 | 0 |
| 22. Marshall | 11 | 40 | 906 | 1 | 22.65 | 4 | 7 | 0 | 74. Idaho | 11 | 56 | 1,118 | 0 | 19.96 | 2 | 9 | 0 |
| 23. Northern Ill. | 12 | 38 | 859 | 0 | 22.61 | 7 | 5 | 0 | 75. California | 12 | 30 | 598 | 0 | 19.93 | 8 | 4 | 0 |
| 24. Virginia | 12 | 43 | 961 | 0 | 22.35 | 7 | 5 | 0 | 76. North Texas | 11 | 48 | 951 | 0 | 19.81 | 2 | 9 | 0 |
| 25. Michigan St. | 11 | 35 | 781 | 1 | 22.31 | 5 | 6 | 0 | 77. Tennessee | 11 | 37 | 732 | 0 | 19.78 | 5 | 6 | 0 |
| 26. Alabama | 12 | 18 | 400 | 0 | 22.22 | 10 | 2 | 0 | 78. Air Force | 11 | 32 | 633 | 0 | 19.78 | 4 | 7 | 0 |
| 27. Pittsburgh | 11 | 37 | 821 | 2 | 22.19 | 5 | 6 | 0 | 79. Nebraska | 12 | 31 | 611 | 0 | 19.71 | 8 | 4 | 0 |
| 28. Tulsa | 13 | 41 | 907 | 1 | 22.12 | 9 | 4 | 0 | 80. Mississippi St. | 11 | 33 | 649 | 0 | 19.67 | 3 | 8 | 0 |
| 29. Stanford | 11 | 41 | 906 | 2 | 22.10 | 5 | 6 | 0 | 81. Missouri | 12 | 38 | 743 | 0 | 19.55 | 7 | 5 | 0 |
| 30. Utah | 12 | 37 | 817 | 0 | 22.08 | 7 | 5 | 0 | 82. Georgia | 13 | 28 | 545 | 0 | 19.46 | 10 | 3 | 0 |
| 31. Fresno St. | 13 | 46 | 1,015 | 0 | 22.07 | 8 | 5 | 0 | 83. Colorado | 13 | 36 | 697 | 0 | 19.36 | 7 | 6 | 0 |
| 32. Maryland | 11 | 36 | 794 | 0 | 22.06 | 5 | 6 | 0 | 84. Kansas St. | 11 | 36 | 694 | 1 | 19.28 | 5 | 6 | 0 |
| 33. New Mexico St. | 12 | 43 | 947 | 1 | 22.02 | 0 | 12 | 0 | 85. Northwestern | 12 | 38 | 729 | 0 | 19.18 | 7 | 5 | 0 |
| 34. Syracuse | 11 | 45 | 991 | 0 | 22.02 | 1 | 10 | 0 | 86. Washington St. | 11 | 36 | 688 | 0 | 19.11 | 4 | 7 | 0 |
| 35. Clemson | 12 | 30 | 658 | 0 | 21.93 | 8 | 4 | 0 | 87. Houston | 12 | 40 | 762 | 0 | 19.05 | 6 | 6 | 0 |
| 36. Penn St. | 12 | 28 | 612 | 0 | 21.86 | 11 | 1 | 0 | 88. Virginia Tech | 13 | 24 | 457 | 0 | 19.04 | 11 | 2 | 0 |
| 37. Toledo | 12 | 36 | 785 | 1 | 21.81 | 9 | 3 | 0 | 89. Arkansas St. | 12 | 45 | 855 | 0 | 19.00 | 6 | 6 | 0 |
| 38. Minnesota | 12 | 35 | 763 | 0 | 21.80 | 7 | 5 | 0 | 89. Western Mich. | 11 | 36 | 684 | 0 | 19.00 | 7 | 4 | 0 |
| 39. La.-Monroe | 11 | 44 | 959 | 0 | 21.80 | 5 | 6 | 0 | 89. Notre Dame | 12 | 34 | 646 | 0 | 19.00 | 9 | 3 | 0 |
| 40. Duke | 11 | 50 | 1,089 | 1 | 21.78 | 1 | 10 | 0 | 92. UTEP | 12 | 43 | 815 | 0 | 18.95 | 8 | 4 | 0 |
| 41. SMU | 11 | 43 | 932 | 1 | 21.67 | 5 | 6 | 0 | 93. Rice | 11 | 44 | 828 | 0 | 18.82 | 1 | 10 | 0 |
| 42. Southern California | 13 | 43 | 929 | 0 | 21.60 | 12 | 1 | 0 | 94. Hawaii | 12 | 59 | 1,110 | 0 | 18.81 | 5 | 7 | 0 |
| 43. Troy | 11 | 37 | 795 | 1 | 21.49 | 4 | 7 | 0 | 95. UCF | 13 | 45 | 845 | 0 | 18.78 | 8 | 5 | 0 |
| 44. Oregon St. | 11 | 46 | 986 | 0 | 21.43 | 5 | 6 | 0 | 96. Army | 11 | 47 | 881 | 0 | 18.74 | 4 | 7 | 0 |
| 45. South Carolina | 12 | 39 | 832 | 0 | 21.33 | 7 | 5 | 0 | 97. Nevada | 12 | 33 | 617 | 0 | 18.70 | 9 | 3 | 0 |
| 46. Purdue | 11 | 32 | 679 | 1 | 21.22 | 5 | 6 | 0 | 98. Texas Tech | 12 | 25 | 466 | 0 | 18.64 | 9 | 3 | 0 |
| 47. South Fla. | 12 | 35 | 742 | 1 | 21.20 | 6 | 6 | 0 | 99. Ohio | 11 | 45 | 836 | 1 | 18.58 | 4 | 7 | 0 |
| 48. Wyoming | 11 | 36 | 763 | 0 | 21.19 | 4 | 7 | 0 | 100. East Caro. | 11 | 40 | 740 | 0 | 18.50 | 5 | 6 | 0 |
| 49. Middle Tenn. | 11 | 27 | 568 | 0 | 21.04 | 4 | 7 | 0 | 101. Bowling Green | 11 | 34 | 628 | 0 | 18.47 | 6 | 5 | 0 |
| 50. Boston College | 12 | 34 | 715 | 0 | 21.03 | 9 | 3 | 0 | 102. Cincinnati | 11 | 53 | 976 | 0 | 18.42 | 4 | 7 | 0 |
| 51. Tulane | 11 | 48 | 1,008 | 1 | 21.00 | 2 | 9 | 0 | 103. Temple | 11 | 52 | 956 | 0 | 18.38 | 0 | 11 | 0 |
| 52. Ball St. | 11 | 48 | 1,006 | 1 | 20.96 | 4 | 7 | 0 | 104. New Mexico | 11 | 34 | 623 | 0 | 18.32 | 6 | 5 | 0 |
| 53. Akron | 13 | 37 | 773 | 0 | 20.89 | 7 | 6 | 0 | 105. Oklahoma | 12 | 39 | 709 | 0 | 18.18 | 8 | 4 | 0 |
| 54. San Jose St. | 11 | 46 | 961 | 1 | 20.89 | 3 | 8 | 0 | 106. Miami (Fla.) | 12 | 24 | 433 | 0 | 18.04 | 9 | 3 | 0 |
| 55. Louisville | 12 | 38 | 789 | 0 | 20.76 | 9 | 3 | 0 | 107. Kent St. | 11 | 39 | 698 | 0 | 17.90 | 1 | 10 | 0 |
| 56. Miami (Ohio) | 11 | 27 | 557 | 0 | 20.63 | 7 | 4 | 0 | 108. UCLA | 12 | 46 | 811 | 2 | 17.63 | 10 | 2 | 0 |
| 57. Florida | 12 | 30 | 618 | 0 | 20.60 | 9 | 3 | 0 | 109. Texas A&M | 11 | 32 | 561 | 0 | 17.53 | 5 | 6 | 0 |
| 58. Oklahoma St. | 11 | 46 | 940 | 0 | 20.43 | 4 | 7 | 0 | 110. Brigham Young | 12 | 42 | 722 | 0 | 17.19 | 6 | 6 | 0 |
| 59. Eastern Mich. | 11 | 36 | 734 | 0 | 20.39 | 4 | 7 | 0 | 111. LSU | 13 | 24 | 409 | 0 | 17.04 | 11 | 2 | 0 |
| 60. Washington | 11 | 41 | 835 | 0 | 20.37 | 2 | 9 | 0 | 112. La.-Lafayette | 11 | 36 | 610 | 0 | 16.94 | 6 | 5 | 0 |
| 61. Central Mich. | 11 | 36 | 730 | 0 | 20.28 | 6 | 5 | 0 | 113. Buffalo | 11 | 41 | 682 | 0 | 16.63 | 1 | 10 | 0 |
| 62. UAB | 11 | 40 | 811 | 0 | 20.28 | 5 | 6 | 0 | 114. San Diego St. | 12 | 41 | 673 | 0 | 16.41 | 5 | 7 | 0 |
| 63. Navy | 12 | 51 | 1,034 | 0 | 20.27 | 8 | 4 | 0 | 115. Iowa | 12 | 28 | 454 | 0 | 16.21 | 7 | 5 | 0 |
| 64. Kansas | 12 | 26 | 527 | 0 | 20.27 | 7 | 5 | 0 | 116. Wake Forest | 11 | 43 | 688 | 0 | 16.00 | 4 | 7 | 0 |
| 65. UNLV | 11 | 34 | 689 | 0 | 20.26 | 2 | 9 | 0 | 117. Mississippi | 11 | 37 | 570 | 0 | 15.41 | 3 | 8 | 0 |
| 66. Vanderbilt | 11 | 38 | 770 | 0 | 20.26 | 5 | 6 | 0 | * Florida Int'l. | 11 | 45 | 892 | 0 | 19.82 | 5 | 6 | 0 |
| 67. Georgia Tech | 12 | 35 | 707 | 0 | 20.20 | 7 | 5 | 0 | * Fla. Atlantic | 11 | 43 | 661 | 0 | 15.37 | 2 | 9 | 0 |

STATISTICAL LEADERS

Turnover Margin

| Rank, Team | G | Gained | | | Lost | | | TM/Gm | W | L | T |
|------------------------|----|--------|-----|-------|------|-----|-------|-------|----|---|---|
| | | Fum | Int | Total | Fum | Int | Total | | | | |
| 1. TCU | 12 | 14 | 26 | 40 | 8 | 11 | 19 | 1.75 | 11 | 1 | 0 |
| 2. Southern California | 13 | 16 | 22 | 38 | 7 | 10 | 17 | 1.62 | 12 | 1 | 0 |
| 3. Florida | 12 | 15 | 16 | 31 | 6 | 7 | 13 | 1.50 | 9 | 3 | 0 |
| 4. Tulsa | 13 | 14 | 22 | 36 | 10 | 8 | 18 | 1.38 | 9 | 4 | 0 |
| 5. Louisiana Tech | 11 | 15 | 16 | 31 | 8 | 10 | 18 | 1.18 | 7 | 4 | 0 |
| 5. Miami (Ohio) | 11 | 15 | 20 | 35 | 8 | 14 | 22 | 1.18 | 7 | 4 | 0 |
| 7. Iowa St. | 12 | 13 | 22 | 35 | 11 | 10 | 21 | 1.17 | 7 | 5 | 0 |
| 7. Southern Miss. | 12 | 19 | 15 | 34 | 7 | 13 | 20 | 1.17 | 7 | 5 | 0 |
| 7. West Virginia | 12 | 14 | 17 | 31 | 10 | 7 | 17 | 1.17 | 11 | 1 | 0 |
| 10. Oregon | 12 | 9 | 23 | 32 | 9 | 10 | 19 | 1.08 | 10 | 2 | 0 |
| 11. Wisconsin | 13 | 11 | 16 | 27 | 5 | 9 | 14 | 1.00 | 10 | 3 | 0 |
| 12. UCF | 13 | 13 | 19 | 32 | 11 | 9 | 20 | .92 | 8 | 5 | 0 |
| 13. Eastern Mich. | 11 | 9 | 11 | 20 | 4 | 6 | 10 | .91 | 4 | 7 | 0 |
| 14. Georgia | 13 | 13 | 16 | 29 | 11 | 7 | 18 | .85 | 10 | 3 | 0 |
| 15. Notre Dame | 12 | 11 | 13 | 24 | 6 | 8 | 14 | .83 | 9 | 3 | 0 |
| 16. Clemson | 12 | 10 | 14 | 24 | 5 | 10 | 15 | .75 | 8 | 4 | 0 |
| 16. Northwestern | 12 | 10 | 20 | 30 | 12 | 9 | 21 | .75 | 7 | 5 | 0 |
| 16. Texas Tech | 12 | 16 | 12 | 28 | 7 | 12 | 19 | .75 | 9 | 3 | 0 |
| 16. Georgia Tech | 12 | 7 | 21 | 28 | 7 | 12 | 19 | .75 | 7 | 5 | 0 |
| 20. Bowling Green | 11 | 10 | 16 | 26 | 7 | 11 | 18 | .73 | 6 | 5 | 0 |
| 21. Virginia Tech | 13 | 8 | 19 | 27 | 8 | 10 | 18 | .69 | 11 | 2 | 0 |
| 22. Alabama | 12 | 9 | 11 | 20 | 8 | 4 | 12 | .67 | 10 | 2 | 0 |
| 23. Arizona St. | 12 | 15 | 12 | 27 | 9 | 11 | 20 | .58 | 7 | 5 | 0 |
| 23. Memphis | 12 | 10 | 12 | 22 | 8 | 7 | 15 | .58 | 7 | 5 | 0 |
| 25. Middle Tenn. | 11 | 4 | 14 | 18 | 5 | 7 | 12 | .55 | 4 | 7 | 0 |

| Rank, Team | G | Gained | | | Lost | | | TM/Gm | W | L | T |
|-----------------------------|----|--------|-----|-------|------|-----|-------|-------|----|----|---|
| | | Fum | Int | Total | Fum | Int | Total | | | | |
| 25. Western Mich. | 11 | 10 | 15 | 25 | 8 | 11 | 19 | .55 | 7 | 4 | 0 |
| 27. Texas | 13 | 16 | 11 | 27 | 9 | 11 | 20 | .54 | 13 | 0 | 0 |
| 28. UCLA | 12 | 14 | 8 | 22 | 10 | 6 | 16 | .50 | 10 | 2 | 0 |
| 28. Louisville | 12 | 19 | 9 | 28 | 12 | 10 | 22 | .50 | 9 | 3 | 0 |
| 30. UAB | 11 | 6 | 16 | 22 | 5 | 12 | 17 | .45 | 5 | 6 | 0 |
| 30. Central Mich. | 11 | 7 | 8 | 15 | 4 | 6 | 10 | .45 | 6 | 5 | 0 |
| 30. Baylor | 11 | 13 | 16 | 29 | 12 | 12 | 24 | .45 | 5 | 6 | 0 |
| 30. Texas A&M. | 11 | 14 | 12 | 26 | 11 | 10 | 21 | .45 | 5 | 6 | 0 |
| 30. SMU | 11 | 10 | 17 | 27 | 14 | 8 | 22 | .45 | 5 | 6 | 0 |
| 35. Arkansas St. | 12 | 13 | 13 | 26 | 11 | 10 | 21 | .42 | 6 | 6 | 0 |
| 35. Colorado St. | 12 | 14 | 13 | 27 | 7 | 15 | 22 | .42 | 6 | 6 | 0 |
| 35. Toledo | 12 | 10 | 15 | 25 | 7 | 13 | 20 | .42 | 9 | 3 | 0 |
| 35. Michigan | 12 | 11 | 12 | 23 | 10 | 8 | 18 | .42 | 7 | 5 | 0 |
| 35. South Fla. | 12 | 17 | 13 | 30 | 10 | 15 | 25 | .42 | 6 | 6 | 0 |
| 35. Miami (Fla.) | 12 | 14 | 14 | 28 | 11 | 12 | 23 | .42 | 9 | 3 | 0 |
| 41. Connecticut | 11 | 11 | 14 | 25 | 11 | 10 | 21 | .36 | 5 | 6 | 0 |
| 41. Stanford | 11 | 9 | 12 | 21 | 9 | 8 | 17 | .36 | 5 | 6 | 0 |
| 41. Ohio | 11 | 7 | 15 | 22 | 6 | 12 | 18 | .36 | 4 | 7 | 0 |
| 44. Ball St. | 11 | 10 | 8 | 18 | 7 | 8 | 15 | .27 | 4 | 7 | 0 |
| 44. Purdue | 11 | 10 | 14 | 24 | 8 | 13 | 21 | .27 | 5 | 6 | 0 |
| 46. Penn St. | 12 | 9 | 16 | 25 | 12 | 10 | 22 | .25 | 11 | 1 | 0 |
| 46. Virginia | 12 | 6 | 15 | 21 | 5 | 13 | 18 | .25 | 7 | 5 | 0 |
| 48. Mississippi St. | 11 | 10 | 12 | 22 | 10 | 10 | 20 | .18 | 3 | 8 | 0 |
| 48. San Jose St. | 11 | 8 | 13 | 21 | 8 | 11 | 19 | .18 | 3 | 8 | 0 |
| 50. Brigham Young | 12 | 13 | 9 | 22 | 7 | 13 | 20 | .17 | 6 | 6 | 0 |
| 50. South Carolina | 12 | 12 | 12 | 24 | 10 | 12 | 22 | .17 | 7 | 5 | 0 |
| 50. San Diego St. | 12 | 10 | 18 | 28 | 12 | 14 | 26 | .17 | 5 | 7 | 0 |
| 53. Colorado | 13 | 9 | 14 | 23 | 13 | 8 | 21 | .15 | 7 | 6 | 0 |
| 54. La.-Monroe | 11 | 9 | 17 | 26 | 14 | 11 | 25 | .09 | 5 | 6 | 0 |
| 55. East Caro. | 11 | 5 | 15 | 20 | 12 | 8 | 20 | .00 | 5 | 6 | 0 |
| 55. Nevada | 12 | 12 | 11 | 23 | 12 | 11 | 23 | .00 | 9 | 3 | 0 |
| 55. North Carolina St. | 12 | 11 | 13 | 24 | 10 | 14 | 24 | .00 | 7 | 5 | 0 |
| 55. North Texas | 11 | 11 | 10 | 21 | 8 | 13 | 21 | .00 | 2 | 9 | 0 |
| 59. Iowa | 12 | 6 | 10 | 16 | 9 | 8 | 17 | -.08 | 7 | 5 | 0 |
| 59. Minnesota | 12 | 7 | 8 | 15 | 6 | 10 | 16 | -.08 | 7 | 5 | 0 |
| 59. Oklahoma | 12 | 10 | 13 | 23 | 13 | 11 | 24 | -.08 | 8 | 4 | 0 |
| 59. Utah | 12 | 8 | 15 | 23 | 14 | 10 | 24 | -.08 | 7 | 5 | 0 |
| 59. Northern Ill. | 12 | 10 | 11 | 21 | 12 | 10 | 22 | -.08 | 7 | 5 | 0 |
| 59. Missouri | 12 | 11 | 13 | 24 | 14 | 11 | 25 | -.08 | 7 | 5 | 0 |
| 65. Arkansas | 11 | 9 | 12 | 21 | 10 | 12 | 22 | -.09 | 4 | 7 | 0 |
| 65. New Mexico | 11 | 5 | 15 | 20 | 8 | 13 | 21 | -.09 | 6 | 5 | 0 |
| 65. North Carolina | 11 | 9 | 11 | 20 | 9 | 12 | 21 | -.09 | 5 | 6 | 0 |
| 65. Michigan St. | 11 | 11 | 8 | 19 | 7 | 13 | 20 | -.09 | 5 | 6 | 0 |
| 69. Nebraska | 12 | 9 | 13 | 22 | 11 | 13 | 24 | -.17 | 8 | 4 | 0 |
| 70. Army | 11 | 6 | 12 | 18 | 5 | 15 | 20 | -.18 | 4 | 7 | 0 |
| 70. Wake Forest | 11 | 4 | 14 | 18 | 10 | 10 | 20 | -.18 | 4 | 7 | 0 |
| 70. Vanderbilt | 11 | 6 | 8 | 14 | 7 | 9 | 16 | -.18 | 5 | 6 | 0 |
| 70. Utah St. | 11 | 10 | 7 | 17 | 11 | 8 | 19 | -.18 | 3 | 8 | 0 |
| 74. Auburn | 12 | 7 | 8 | 15 | 10 | 8 | 18 | -.25 | 9 | 3 | 0 |
| 74. Rutgers | 12 | 14 | 6 | 20 | 4 | 19 | 23 | -.25 | 7 | 5 | 0 |
| 74. Hawaii | 12 | 12 | 9 | 21 | 9 | 15 | 24 | -.25 | 5 | 7 | 0 |
| 77. Washington | 11 | 8 | 9 | 17 | 12 | 8 | 20 | -.27 | 2 | 9 | 0 |
| 78. Fresno St. | 13 | 11 | 9 | 20 | 8 | 16 | 24 | -.31 | 8 | 5 | 0 |
| 78. Florida St. | 13 | 11 | 12 | 23 | 8 | 19 | 27 | -.31 | 8 | 5 | 0 |
| 80. Boston College | 12 | 7 | 11 | 18 | 10 | 12 | 22 | -.33 | 9 | 3 | 0 |
| 80. Houston | 12 | 12 | 12 | 24 | 13 | 15 | 28 | -.33 | 6 | 6 | 0 |
| 82. Pittsburgh | 11 | 6 | 14 | 20 | 15 | 9 | 24 | -.36 | 5 | 6 | 0 |
| 82. Syracuse | 11 | 9 | 14 | 23 | 12 | 15 | 27 | -.36 | 1 | 10 | 0 |
| 82. La.-Lafayette | 11 | 11 | 6 | 17 | 12 | 9 | 21 | -.36 | 6 | 5 | 0 |
| 85. Maryland | 11 | 11 | 9 | 20 | 8 | 17 | 25 | -.45 | 5 | 6 | 0 |
| 85. Mississippi | 11 | 13 | 6 | 19 | 6 | 18 | 24 | -.45 | 3 | 8 | 0 |
| 85. Washington St. | 11 | 9 | 10 | 19 | 11 | 13 | 24 | -.45 | 4 | 7 | 0 |
| 88. California | 12 | 6 | 15 | 21 | 10 | 17 | 27 | -.50 | 8 | 4 | 0 |
| 88. Navy | 12 | 6 | 10 | 16 | 10 | 12 | 22 | -.50 | 8 | 4 | 0 |
| 90. Akron | 13 | 8 | 7 | 15 | 10 | 12 | 22 | -.54 | 7 | 6 | 0 |
| 91. Idaho | 11 | 9 | 13 | 22 | 9 | 19 | 28 | -.55 | 2 | 9 | 0 |
| 91. Kansas St. | 11 | 14 | 8 | 22 | 16 | 12 | 28 | -.55 | 5 | 6 | 0 |
| 91. Marshall | 11 | 10 | 9 | 19 | 11 | 14 | 25 | -.55 | 4 | 7 | 0 |
| 94. Boise St. | 13 | 11 | 15 | 26 | 15 | 19 | 34 | -.62 | 9 | 4 | 0 |
| 95. Cincinnati | 11 | 11 | 7 | 18 | 12 | 13 | 25 | -.64 | 4 | 7 | 0 |
| 95. Air Force | 11 | 8 | 9 | 17 | 14 | 10 | 24 | -.64 | 4 | 7 | 0 |
| 95. Tennessee | 11 | 11 | 9 | 20 | 14 | 13 | 27 | -.64 | 5 | 6 | 0 |
| 98. Kansas | 12 | 6 | 15 | 21 | 10 | 19 | 29 | -.67 | 7 | 5 | 0 |
| 99. LSU | 13 | 4 | 10 | 14 | 13 | 10 | 23 | -.69 | 11 | 2 | 0 |
| 100. Duke | 11 | 9 | 9 | 18 | 9 | 17 | 26 | -.73 | 1 | 10 | 0 |
| 100. Temple | 11 | 11 | 10 | 21 | 15 | 14 | 29 | -.73 | 0 | 11 | 0 |
| 100. UNLV | 11 | 11 | 5 | 16 | 7 | 17 | 24 | -.73 | 2 | 9 | 0 |
| 100. Indiana | 11 | 10 | 7 | 17 | 9 | 16 | 25 | -.73 | 4 | 7 | 0 |
| 104. Ohio St. | 12 | 6 | 6 | 12 | 16 | 5 | 21 | -.75 | 10 | 2 | 0 |
| 105. Arizona | 11 | 7 | 12 | 19 | 12 | 16 | 28 | -.82 | 3 | 8 | 0 |
| 105. Troy | 11 | 11 | 5 | 16 | 11 | 14 | 25 | -.82 | 4 | 7 | 0 |
| 105. Kentucky | 11 | 11 | 5 | 16 | 16 | 9 | 25 | -.82 | 3 | 8 | 0 |
| 108. UTEP | 12 | 10 | 14 | 24 | 14 | 20 | 34 | -.83 | 8 | 4 | 0 |

| Rank, Team | G | Gained | | | Lost | | | TM/Gm | W | L | T |
|--------------------------|----|--------|-----|-------|------|-----|-------|-------|---|----|---|
| | | Fum | Int | Total | Fum | Int | Total | | | | |
| 109. Illinois..... | 11 | 4 | 4 | 8 | 5 | 14 | 19 | -1.00 | 2 | 9 | 0 |
| 109. Kent St. | 11 | 8 | 12 | 20 | 9 | 22 | 31 | -1.00 | 1 | 10 | 0 |
| 111. Tulane..... | 11 | 7 | 7 | 14 | 10 | 16 | 26 | -1.09 | 2 | 9 | 0 |
| 111. Wyoming..... | 11 | 6 | 14 | 20 | 13 | 19 | 32 | -1.09 | 4 | 7 | 0 |
| 113. Oregon St. | 11 | 10 | 12 | 22 | 13 | 23 | 36 | -1.27 | 5 | 6 | 0 |
| 114. Buffalo..... | 11 | 3 | 9 | 12 | 12 | 15 | 27 | -1.36 | 1 | 10 | 0 |
| 114. Oklahoma St. | 11 | 15 | 5 | 20 | 18 | 17 | 35 | -1.36 | 4 | 7 | 0 |
| 116. Rice..... | 11 | 5 | 6 | 11 | 16 | 12 | 28 | -1.55 | 1 | 10 | 0 |
| 117. New Mexico St. | 12 | 8 | 7 | 15 | 16 | 22 | 38 | -1.92 | 0 | 12 | 0 |
| * Fla. Atlantic..... | 11 | 4 | 14 | 18 | 8 | 17 | 25 | -.64 | 2 | 9 | 0 |
| * Florida Int'l..... | 11 | 12 | 10 | 22 | 18 | 12 | 30 | -.73 | 5 | 6 | 0 |

Fumbles Recovered

| Rank, Team | No. | Rank, Team | No. |
|-----------------------------|-----|--------------------------|-----|
| 1. Louisville..... | 19 | 51. Purdue..... | 10 |
| 1. Southern Miss. | 19 | 51. Oklahoma..... | 10 |
| 3. South Fla. | 17 | 51. Northwestern..... | 10 |
| 4. Southern California..... | 16 | 51. Indiana..... | 10 |
| 4. Texas Tech..... | 16 | 51. Mississippi St. | 10 |
| 4. Texas..... | 16 | 51. Memphis..... | 10 |
| 7. Arizona St. | 15 | 51. Marshall..... | 10 |
| 7. Florida..... | 15 | 51. Clemson..... | 10 |
| 7. Oklahoma St. | 15 | 69. Alabama..... | 9 |
| 7. Miami (Ohio)..... | 15 | 69. Syracuse..... | 9 |
| 7. Louisiana Tech..... | 15 | 69. Stanford..... | 9 |
| 12. UCLA..... | 14 | 69. Penn St. | 9 |
| 12. Colorado St. | 14 | 69. Oregon..... | 9 |
| 12. Kansas St. | 14 | 69. La.-Monroe..... | 9 |
| 12. Texas A&M..... | 14 | 69. Nebraska..... | 9 |
| 12. Tulsa..... | 14 | 69. North Carolina..... | 9 |
| 12. West Virginia..... | 14 | 69. Idaho..... | 9 |
| 12. TCU..... | 14 | 69. Eastern Mich..... | 9 |
| 12. Rutgers..... | 14 | 69. Duke..... | 9 |
| 12. Miami (Fla.)..... | 14 | 69. Washington St. | 9 |
| 21. Arkansas St. | 13 | 69. Colorado..... | 9 |
| 21. Georgia..... | 13 | 69. Arkansas..... | 9 |
| 21. Mississippi..... | 13 | 83. Akron..... | 8 |
| 21. Brigham Young..... | 13 | 83. Kent St. | 8 |
| 21. Iowa St. | 13 | 83. Air Force..... | 8 |
| 21. Baylor..... | 13 | 83. Washington..... | 8 |
| 21. UCF..... | 13 | 83. Virginia Tech..... | 8 |
| 28. Hawaii..... | 12 | 83. Utah..... | 8 |
| 28. Nevada..... | 12 | 83. San Jose St. | 8 |
| 28. South Carolina..... | 12 | 83. New Mexico St. | 8 |
| 28. Houston..... | 12 | 91. Arizona..... | 7 |
| 32. Boise St. | 11 | 91. Boston College..... | 7 |
| 32. Wisconsin..... | 11 | 91. Georgia Tech..... | 7 |
| 32. Troy..... | 11 | 91. Tulane..... | 7 |
| 32. Missouri..... | 11 | 91. Ohio..... | 7 |
| 32. Michigan..... | 11 | 91. Minnesota..... | 7 |
| 32. Michigan St. | 11 | 91. Central Mich..... | 7 |
| 32. Maryland..... | 11 | 91. Auburn..... | 7 |
| 32. Kentucky..... | 11 | 99. UAB..... | 6 |
| 32. Fresno St. | 11 | 99. California..... | 6 |
| 32. Connecticut..... | 11 | 99. Iowa..... | 6 |
| 32. Cincinnati..... | 11 | 99. Kansas..... | 6 |
| 32. Florida St. | 11 | 99. Ohio St. | 6 |
| 32. Tennessee..... | 11 | 99. Wyoming..... | 6 |
| 32. Temple..... | 11 | 99. Virginia..... | 6 |
| 32. La.-Lafayette..... | 11 | 99. Vanderbilt..... | 6 |
| 32. Notre Dame..... | 11 | 99. Navy..... | 6 |
| 32. North Texas..... | 11 | 99. Army..... | 6 |
| 32. North Carolina St. | 11 | 99. Pittsburgh..... | 6 |
| 32. UNLV..... | 11 | 110. East Caro..... | 5 |
| 51. Ball St. | 10 | 110. Rice..... | 5 |
| 51. Bowling Green..... | 10 | 110. New Mexico..... | 5 |
| 51. Northern Ill. | 10 | 113. LSU..... | 4 |
| 51. Oregon St. | 10 | 113. Middle Tenn..... | 4 |
| 51. Western Mich..... | 10 | 113. Wake Forest..... | 4 |
| 51. Utah St. | 10 | 113. Illinois..... | 4 |
| 51. Toledo..... | 10 | 117. Buffalo..... | 3 |
| 51. UTEP..... | 10 | * Florida Int'l..... | 12 |
| 51. SMU..... | 10 | * Fla. Atlantic..... | 4 |
| 51. San Diego St. | 10 | | |

Passes Intercepted

| Rank, Team | No. | Rank, Team | No. |
|-----------------------------|-----|--------------------------|-----|
| 1. TCU..... | 26 | 55. Oregon St. | 12 |
| 2. Oregon..... | 23 | 55. Mississippi St. | 12 |
| 3. Iowa St. | 22 | 55. Michigan..... | 12 |
| 3. Southern California..... | 22 | 55. Memphis..... | 12 |
| 3. Tulsa..... | 22 | 55. Arizona..... | 12 |
| 6. Georgia Tech..... | 21 | 55. Florida St. | 12 |
| 7. Miami (Ohio)..... | 20 | 55. Kent St. | 12 |
| 7. Northwestern..... | 20 | 55. Houston..... | 12 |
| 9. UCF..... | 19 | 55. Arkansas..... | 12 |
| 9. Virginia Tech..... | 19 | 70. Alabama..... | 11 |
| 11. San Diego St. | 18 | 70. Texas..... | 11 |
| 12. La.-Monroe..... | 17 | 70. Northern Ill. | 11 |
| 12. SMU..... | 17 | 70. Nevada..... | 11 |
| 12. West Virginia..... | 17 | 70. North Carolina..... | 11 |
| 15. UAB..... | 16 | 70. Eastern Mich..... | 11 |
| 15. Baylor..... | 16 | 70. Boston College..... | 11 |
| 15. Florida..... | 16 | 77. Iowa..... | 10 |
| 15. Bowling Green..... | 16 | 77. Washington St. | 10 |
| 15. Louisiana Tech..... | 16 | 77. Navy..... | 10 |
| 15. Wisconsin..... | 16 | 77. Temple..... | 10 |
| 15. Penn St. | 16 | 77. North Texas..... | 10 |
| 15. Georgia..... | 16 | 77. LSU..... | 10 |
| 23. Boise St. | 15 | 83. Brigham Young..... | 9 |
| 23. California..... | 15 | 83. Duke..... | 9 |
| 23. New Mexico..... | 15 | 83. Buffalo..... | 9 |
| 23. Toledo..... | 15 | 83. Fresno St. | 9 |
| 23. Virginia..... | 15 | 83. Hawaii..... | 9 |
| 23. Western Mich..... | 15 | 83. Washington..... | 9 |
| 23. Utah..... | 15 | 83. Air Force..... | 9 |
| 23. Southern Miss..... | 15 | 83. Tennessee..... | 9 |
| 23. Ohio..... | 15 | 83. Maryland..... | 9 |
| 23. Kansas..... | 15 | 83. Marshall..... | 9 |
| 23. East Caro..... | 15 | 83. Louisville..... | 9 |
| 34. Clemson..... | 14 | 94. Auburn..... | 8 |
| 34. Wyoming..... | 14 | 94. Ball St. | 8 |
| 34. Wake Forest..... | 14 | 94. UCLA..... | 8 |
| 34. UTEP..... | 14 | 94. Central Mich..... | 8 |
| 34. Syracuse..... | 14 | 94. Minnesota..... | 8 |
| 34. Purdue..... | 14 | 94. Vanderbilt..... | 8 |
| 34. Pittsburgh..... | 14 | 94. Michigan St. | 8 |
| 34. Middle Tenn..... | 14 | 94. Kansas St. | 8 |
| 34. Miami (Fla.)..... | 14 | 102. Akron..... | 7 |
| 34. Connecticut..... | 14 | 102. Cincinnati..... | 7 |
| 34. Colorado..... | 14 | 102. Utah St. | 7 |
| 45. Arkansas St. | 13 | 102. Tulane..... | 7 |
| 45. San Jose St. | 13 | 102. Indiana..... | 7 |
| 45. South Fla. | 13 | 102. New Mexico St. | 7 |
| 45. Notre Dame..... | 13 | 108. Mississippi..... | 6 |
| 45. Oklahoma..... | 13 | 108. La.-Lafayette..... | 6 |
| 45. North Carolina St. | 13 | 108. Rutgers..... | 6 |
| 45. Colorado St. | 13 | 108. Ohio St. | 6 |
| 45. Missouri..... | 13 | 108. Rice..... | 6 |
| 45. Nebraska..... | 13 | 113. Kentucky..... | 5 |
| 45. Idaho..... | 13 | 113. Troy..... | 5 |
| 55. Arizona St. | 12 | 113. Oklahoma St. | 5 |
| 55. Army..... | 12 | 113. UNLV..... | 5 |
| 55. Texas Tech..... | 12 | 117. Illinois..... | 4 |
| 55. Texas A&M..... | 12 | * Fla. Atlantic..... | 14 |
| 55. Stanford..... | 12 | * Florida Int'l..... | 10 |
| 55. South Carolina..... | 12 | | |

STATISTICAL LEADERS

Turnovers Gained

| Rank, Team | No. | Rank, Team | No. |
|------------------------|-----|---------------------|-----|
| 1. TCU | 40 | 61. Arkansas | 21 |
| 2. Southern California | 38 | 61. Virginia | 21 |
| 3. Tulsa | 36 | 61. Temple | 21 |
| 4. Iowa St. | 35 | 61. Kansas | 21 |
| 4. Miami (Ohio) | 35 | 61. Hawaii | 21 |
| 6. Southern Miss. | 34 | 61. Northern Ill. | 21 |
| 7. UCF | 32 | 61. Stanford | 21 |
| 7. Oregon | 32 | 61. San Jose St. | 21 |
| 9. Florida | 31 | 61. North Texas | 21 |
| 9. Louisiana Tech | 31 | 61. California | 21 |
| 9. West Virginia | 31 | 71. Alabama | 20 |
| 12. Northwestern | 30 | 71. Tennessee | 20 |
| 12. South Fla. | 30 | 71. Rutgers | 20 |
| 14. Baylor | 29 | 71. Pittsburgh | 20 |
| 14. Georgia | 29 | 71. Oklahoma St. | 20 |
| 16. Georgia Tech | 28 | 71. New Mexico | 20 |
| 16. Miami (Fla.) | 28 | 71. North Carolina | 20 |
| 16. Texas Tech | 28 | 71. Maryland | 20 |
| 16. San Diego St. | 28 | 71. Kent St. | 20 |
| 16. Louisville | 28 | 71. Eastern Mich. | 20 |
| 21. Arizona St. | 27 | 71. East Caro. | 20 |
| 21. Wisconsin | 27 | 71. Fresno St. | 20 |
| 21. Virginia Tech | 27 | 71. Wyoming | 20 |
| 21. Colorado St. | 27 | 84. Arizona | 19 |
| 21. Texas | 27 | 84. Mississippi | 19 |
| 21. SMU | 27 | 84. Marshall | 19 |
| 27. Arkansas St. | 26 | 84. Michigan St. | 19 |
| 27. Texas A&M | 26 | 84. Washington St. | 19 |
| 27. La.-Monroe | 26 | 89. Ball St. | 18 |
| 27. Boise St. | 26 | 89. Boston College | 18 |
| 27. Bowling Green | 26 | 89. Cincinnati | 18 |
| 32. Connecticut | 25 | 89. Wake Forest | 18 |
| 32. Toledo | 25 | 89. Army | 18 |
| 32. Western Mich. | 25 | 89. Middle Tenn. | 18 |
| 32. Penn St. | 25 | 89. Duke | 18 |
| 36. Clemson | 24 | 96. Indiana | 17 |
| 36. UTEP | 24 | 96. La.-Lafayette | 17 |
| 36. South Carolina | 24 | 96. Air Force | 17 |
| 36. Purdue | 24 | 96. Washington | 17 |
| 36. Notre Dame | 24 | 96. Utah St. | 17 |
| 36. North Carolina St. | 24 | 101. Iowa | 16 |
| 36. Missouri | 24 | 101. Kentucky | 16 |
| 36. Houston | 24 | 101. UNLV | 16 |
| 44. Colorado | 23 | 101. Navy | 16 |
| 44. Syracuse | 23 | 101. Troy | 16 |
| 44. Utah | 23 | 106. Akron | 15 |
| 44. Florida St. | 23 | 106. New Mexico St. | 15 |
| 44. Oklahoma | 23 | 106. Minnesota | 15 |
| 44. Nevada | 23 | 106. Auburn | 15 |
| 44. Michigan | 23 | 106. Central Mich. | 15 |
| 51. UAB | 22 | 111. LSU | 14 |
| 51. Brigham Young | 22 | 111. Tulane | 14 |
| 51. Idaho | 22 | 111. Vanderbilt | 14 |
| 51. Kansas St. | 22 | 114. Buffalo | 12 |
| 51. Oregon St. | 22 | 114. Ohio St. | 12 |
| 51. Ohio | 22 | 116. Rice | 11 |
| 51. Nebraska | 22 | 117. Illinois | 8 |
| 51. Mississippi St. | 22 | * Florida Int'l | 22 |
| 51. Memphis | 22 | * Fla. Atlantic | 18 |
| 51. UCLA | 22 | | |

Fumbles Lost

| Rank, Team | No. | Rank, Team | No. |
|------------------|-----|-------------------------|-----|
| 1. Central Mich. | 4 | 16. Ball St. | 7 |
| 1. Eastern Mich. | 4 | 16. Brigham Young | 7 |
| 1. Rutgers | 4 | 16. Bowling Green | 7 |
| 4. UAB | 5 | 16. Colorado St. | 7 |
| 4. Army | 5 | 16. Vanderbilt | 7 |
| 4. Wisconsin | 5 | 16. Toledo | 7 |
| 4. Virginia | 5 | 16. Texas Tech | 7 |
| 4. Illinois | 5 | 16. Southern Miss. | 7 |
| 4. Clemson | 5 | 16. Southern California | 7 |
| 4. Middle Tenn. | 5 | 16. UNLV | 7 |
| 11. Florida | 6 | 16. Michigan St. | 7 |
| 11. Ohio | 6 | 16. Georgia Tech | 7 |
| 11. Notre Dame | 6 | 28. Alabama | 8 |
| 11. Minnesota | 6 | 28. Maryland | 8 |
| 11. Mississippi | 6 | 28. North Texas | 8 |

| Rank, Team | No. | Rank, Team | No. |
|------------------------|-----|---------------------|-----|
| 28. San Jose St. | 8 | 70. UCF | 11 |
| 28. Western Mich. | 8 | 70. Georgia | 11 |
| 28. Virginia Tech | 8 | 70. Nebraska | 11 |
| 28. TCU | 8 | 70. Marshall | 11 |
| 28. Purdue | 8 | 70. Iowa St. | 11 |
| 28. New Mexico | 8 | 70. Connecticut | 11 |
| 28. Miami (Ohio) | 8 | 82. Arizona | 12 |
| 28. Memphis | 8 | 82. Washington | 12 |
| 28. Louisiana Tech | 8 | 82. Syracuse | 12 |
| 28. Florida St. | 8 | 82. La.-Lafayette | 12 |
| 28. Fresno St. | 8 | 82. San Diego St. | 12 |
| 42. Arizona St. | 9 | 82. Penn St. | 12 |
| 42. Texas | 9 | 82. Northwestern | 12 |
| 42. Stanford | 9 | 82. Northern Ill. | 12 |
| 42. Oregon | 9 | 82. Nevada | 12 |
| 42. North Carolina | 9 | 82. Louisville | 12 |
| 42. Kent St. | 9 | 82. Buffalo | 12 |
| 42. Iowa | 9 | 82. Cincinnati | 12 |
| 42. Duke | 9 | 82. Baylor | 12 |
| 42. Hawaii | 9 | 82. East Caro. | 12 |
| 42. Indiana | 9 | 96. Colorado | 13 |
| 42. Idaho | 9 | 96. LSU | 13 |
| 53. Akron | 10 | 96. Wyoming | 13 |
| 53. Auburn | 10 | 96. Oregon St. | 13 |
| 53. West Virginia | 10 | 96. Oklahoma | 13 |
| 53. Wake Forest | 10 | 96. Houston | 13 |
| 53. Navy | 10 | 102. Missouri | 14 |
| 53. Tulsa | 10 | 102. UTEP | 14 |
| 53. Tulane | 10 | 102. Utah | 14 |
| 53. South Fla. | 10 | 102. Air Force | 14 |
| 53. South Carolina | 10 | 102. Tennessee | 14 |
| 53. North Carolina St. | 10 | 102. La.-Monroe | 14 |
| 53. Mississippi St. | 10 | 102. SMU | 14 |
| 53. Michigan | 10 | 109. Boise St. | 15 |
| 53. Kansas | 10 | 109. Pittsburgh | 15 |
| 53. UCLA | 10 | 109. Temple | 15 |
| 53. California | 10 | 112. Kansas St. | 16 |
| 53. Boston College | 10 | 112. Kentucky | 16 |
| 53. Arkansas | 10 | 112. New Mexico St. | 16 |
| 70. Arkansas St. | 11 | 112. Ohio St. | 16 |
| 70. Washington St. | 11 | 112. Rice | 16 |
| 70. Utah St. | 11 | 117. Oklahoma St. | 18 |
| 70. Troy | 11 | * Fla. Atlantic | 8 |
| 70. Texas A&M | 11 | * Florida Int'l | 18 |
| 70. Miami (Fla.) | 11 | | |

Passes Had Intercepted

| Rank, Team | No. | Rank, Team | No. |
|-------------------|-----|-------------------------|-----|
| 1. Alabama | 4 | 30. Louisiana Tech | 10 |
| 2. Ohio St. | 5 | 30. Minnesota | 10 |
| 3. UCLA | 6 | 30. Mississippi St. | 10 |
| 3. Eastern Mich. | 6 | 30. Wake Forest | 10 |
| 3. Central Mich. | 6 | 30. Virginia Tech | 10 |
| 6. Florida | 7 | 30. Utah | 10 |
| 6. Georgia | 7 | 30. Air Force | 10 |
| 6. Memphis | 7 | 30. Texas A&M | 10 |
| 6. Middle Tenn. | 7 | 30. Southern California | 10 |
| 6. West Virginia | 7 | 30. Penn St. | 10 |
| 11. Auburn | 8 | 30. Oregon | 10 |
| 11. East Caro. | 8 | 30. Northern Ill. | 10 |
| 11. Colorado | 8 | 30. Louisville | 10 |
| 11. Michigan | 8 | 30. LSU | 10 |
| 11. Stanford | 8 | 48. Arizona St. | 11 |
| 11. Utah St. | 8 | 48. Missouri | 11 |
| 11. Washington | 8 | 48. Western Mich. | 11 |
| 11. Tulsa | 8 | 48. Texas | 11 |
| 11. SMU | 8 | 48. TCU | 11 |
| 11. Notre Dame | 8 | 48. San Jose St. | 11 |
| 11. Iowa | 8 | 48. Oklahoma | 11 |
| 11. Ball St. | 8 | 48. La.-Monroe | 11 |
| 23. UCF | 9 | 48. Nevada | 11 |
| 23. Wisconsin | 9 | 48. Bowling Green | 11 |
| 23. Vanderbilt | 9 | 58. Akron | 12 |
| 23. La.-Lafayette | 9 | 58. Boston College | 12 |
| 23. Pittsburgh | 9 | 58. Arkansas | 12 |
| 23. Northwestern | 9 | 58. Navy | 12 |
| 23. Kentucky | 9 | 58. Texas Tech | 12 |
| 30. Arkansas St. | 10 | 58. South Carolina | 12 |
| 30. Clemson | 10 | 58. Rice | 12 |
| 30. Iowa St. | 10 | 58. Ohio | 12 |
| 30. Connecticut | 10 | | |

| Rank, Team | No. |
|------------------------|-----|
| 58. North Carolina | 12 |
| 58. Miami (Fla.) | 12 |
| 58. Kansas St. | 12 |
| 58. Georgia Tech | 12 |
| 58. UAB | 12 |
| 58. Baylor | 12 |
| 72. Brigham Young | 13 |
| 72. Toledo | 13 |
| 72. Tennessee | 13 |
| 72. Southern Miss. | 13 |
| 72. Purdue | 13 |
| 72. North Texas | 13 |
| 72. New Mexico | 13 |
| 72. Cincinnati | 13 |
| 72. Nebraska | 13 |
| 72. Michigan St. | 13 |
| 72. Washington St. | 13 |
| 72. Virginia | 13 |
| 84. Illinois | 14 |
| 84. Miami (Ohio) | 14 |
| 84. Marshall | 14 |
| 84. San Diego St. | 14 |
| 84. Troy | 14 |
| 84. Temple | 14 |
| 84. North Carolina St. | 14 |
| 91. Buffalo | 15 |
| 91. Colorado St. | 15 |

| Rank, Team | No. |
|---------------------|-----|
| 91. Army | 15 |
| 91. Syracuse | 15 |
| 91. South Fla. | 15 |
| 91. Houston | 15 |
| 91. Hawaii | 15 |
| 98. Arizona | 16 |
| 98. Tulane | 16 |
| 98. Fresno St. | 16 |
| 98. Indiana | 16 |
| 102. California | 17 |
| 102. Maryland | 17 |
| 102. Oklahoma St. | 17 |
| 102. UNLV | 17 |
| 102. Duke | 17 |
| 107. Mississippi | 18 |
| 108. Boise St. | 19 |
| 108. Kansas | 19 |
| 108. Rutgers | 19 |
| 108. Wyoming | 19 |
| 108. Idaho | 19 |
| 108. Florida St. | 19 |
| 114. UTEP | 20 |
| 115. Kent St. | 22 |
| 115. New Mexico St. | 22 |
| 117. Oregon St. | 23 |
| * Florida Int'l | 12 |
| * Fla. Atlantic | 17 |

| Rank, Team | No. |
|---------------------|-----|
| 19. Georgia | 18 |
| 28. Georgia Tech | 19 |
| 28. TCU | 19 |
| 28. Western Mich. | 19 |
| 28. Utah St. | 19 |
| 28. Texas Tech | 19 |
| 28. San Jose St. | 19 |
| 28. Illinois | 19 |
| 28. Oregon | 19 |
| 36. Arizona St. | 20 |
| 36. Brigham Young | 20 |
| 36. Mississippi St. | 20 |
| 36. Washington | 20 |
| 36. Wake Forest | 20 |
| 36. Army | 20 |
| 36. Toledo | 20 |
| 36. Texas | 20 |
| 36. Southern Miss. | 20 |
| 36. Michigan St. | 20 |
| 36. East Caro. | 20 |
| 36. UCF | 20 |
| 48. Arkansas St. | 21 |
| 48. New Mexico | 21 |
| 48. Northwestern | 21 |
| 48. La-Lafayette | 21 |
| 48. Texas A&M | 21 |
| 48. Purdue | 21 |
| 48. Ohio St. | 21 |
| 48. North Texas | 21 |
| 48. North Carolina | 21 |
| 48. Iowa St. | 21 |
| 48. Colorado | 21 |
| 48. Connecticut | 21 |
| 60. Akron | 22 |
| 60. Navy | 22 |
| 60. SMU | 22 |
| 60. South Carolina | 22 |
| 60. Penn St. | 22 |
| 60. Northern Ill. | 22 |
| 60. Miami (Ohio) | 22 |
| 60. Louisville | 22 |
| 60. Colorado St. | 22 |
| 60. Arkansas | 22 |
| 60. Boston College | 22 |
| 71. LSU | 23 |
| 71. Miami (Fla.) | 23 |
| 71. Nevada | 23 |

| Rank, Team | No. |
|------------------------|-----|
| 71. Rutgers | 23 |
| 75. Baylor | 24 |
| 75. Fresno St. | 24 |
| 75. Mississippi | 24 |
| 75. Nebraska | 24 |
| 75. Oklahoma | 24 |
| 75. Utah | 24 |
| 75. Washington St. | 24 |
| 75. Air Force | 24 |
| 75. Pittsburgh | 24 |
| 75. North Carolina St. | 24 |
| 75. UNLV | 24 |
| 75. Hawaii | 24 |
| 87. Cincinnati | 25 |
| 87. Troy | 25 |
| 87. South Fla. | 25 |
| 87. La-Monroe | 25 |
| 87. Missouri | 25 |
| 87. Maryland | 25 |
| 87. Marshall | 25 |
| 87. Kentucky | 25 |
| 87. Indiana | 25 |
| 96. Duke | 26 |
| 96. San Diego St. | 26 |
| 96. Tulane | 26 |
| 99. Buffalo | 27 |
| 99. Syracuse | 27 |
| 99. Tennessee | 27 |
| 99. Florida St. | 27 |
| 99. California | 27 |
| 104. Arizona | 28 |
| 104. Rice | 28 |
| 104. Houston | 28 |
| 104. Idaho | 28 |
| 104. Kansas St. | 28 |
| 109. Kansas | 29 |
| 109. Temple | 29 |
| 111. Kent St. | 31 |
| 112. Wyoming | 32 |
| 113. Boise St. | 34 |
| 113. UTEP | 34 |
| 115. Oklahoma St. | 35 |
| 116. Oregon St. | 36 |
| 117. New Mexico St. | 38 |
| * Fla. Atlantic | 25 |
| * Florida Int'l | 30 |

Turnovers Lost

| Rank, Team | No. |
|------------------|-----|
| 1. Central Mich. | 10 |
| 1. Eastern Mich. | 10 |
| 3. Alabama | 12 |
| 3. Middle Tenn. | 12 |
| 5. Florida | 13 |
| 6. Notre Dame | 14 |
| 6. Wisconsin | 14 |
| 8. Ball St. | 15 |
| 8. Clemson | 15 |
| 8. Memphis | 15 |
| 11. UCLA | 16 |
| 11. Minnesota | 16 |
| 11. Vanderbilt | 16 |

| Rank, Team | No. |
|-------------------------|-----|
| 14. UAB | 17 |
| 14. West Virginia | 17 |
| 14. Stanford | 17 |
| 14. Southern California | 17 |
| 14. Iowa | 17 |
| 19. Auburn | 18 |
| 19. Bowling Green | 18 |
| 19. Virginia | 18 |
| 19. Virginia Tech | 18 |
| 19. Tulsa | 18 |
| 19. Ohio | 18 |
| 19. Michigan | 18 |
| 19. Louisiana Tech | 18 |

Fewest Penalties Per Game

| Rank, Team | G | Pen | Yds Penalized | Pen/Gm | Yds/Gm | W | L | T |
|--------------------|----|-----|---------------|--------|--------|----|----|---|
| 1. Michigan | 12 | 48 | 382 | 4.00 | 31.83 | 7 | 5 | 0 |
| 2. Vanderbilt | 11 | 46 | 340 | 4.18 | 30.91 | 5 | 6 | 0 |
| 3. Navy | 12 | 51 | 405 | 4.25 | 33.75 | 8 | 4 | 0 |
| 4. Iowa | 12 | 52 | 447 | 4.33 | 37.25 | 7 | 5 | 0 |
| 5. Kentucky | 11 | 52 | 452 | 4.73 | 41.09 | 3 | 8 | 0 |
| 6. Clemson | 12 | 57 | 486 | 4.75 | 40.50 | 8 | 4 | 0 |
| 6. Penn St. | 12 | 57 | 422 | 4.75 | 35.17 | 11 | 1 | 0 |
| 8. Rice | 11 | 54 | 486 | 4.91 | 44.18 | 1 | 10 | 0 |
| 8. Air Force | 11 | 54 | 505 | 4.91 | 45.91 | 4 | 7 | 0 |
| 10. Maryland | 11 | 56 | 485 | 5.09 | 44.09 | 5 | 6 | 0 |
| 10. Stanford | 11 | 56 | 443 | 5.09 | 40.27 | 5 | 6 | 0 |
| 12. Temple | 11 | 57 | 462 | 5.18 | 42.00 | 0 | 11 | 0 |
| 13. New Mexico St. | 12 | 63 | 494 | 5.25 | 41.17 | 0 | 12 | 0 |
| 14. Marshall | 11 | 58 | 426 | 5.27 | 38.73 | 4 | 7 | 0 |
| 15. Iowa St. | 12 | 64 | 567 | 5.33 | 47.25 | 7 | 5 | 0 |
| 15. Minnesota | 12 | 64 | 607 | 5.33 | 50.58 | 7 | 5 | 0 |
| 17. Tulane | 11 | 59 | 532 | 5.36 | 48.36 | 2 | 9 | 0 |
| 18. Ohio St. | 12 | 65 | 578 | 5.42 | 48.17 | 10 | 2 | 0 |
| 19. Bowling Green | 11 | 60 | 526 | 5.45 | 47.82 | 6 | 5 | 0 |
| 19. Mississippi | 11 | 60 | 464 | 5.45 | 42.18 | 3 | 8 | 0 |
| 19. East Caro. | 11 | 60 | 509 | 5.45 | 46.27 | 5 | 6 | 0 |
| 22. Wisconsin | 13 | 71 | 613 | 5.46 | 47.15 | 10 | 3 | 0 |
| 23. Virginia | 12 | 66 | 567 | 5.50 | 47.25 | 7 | 5 | 0 |
| 24. Auburn | 12 | 67 | 538 | 5.58 | 44.83 | 9 | 3 | 0 |
| 25. Eastern Mich. | 11 | 63 | 570 | 5.73 | 51.82 | 4 | 7 | 0 |
| 26. California | 12 | 69 | 620 | 5.75 | 51.67 | 8 | 4 | 0 |
| 27. Tulsa | 13 | 76 | 620 | 5.85 | 47.69 | 9 | 4 | 0 |
| 28. Wyoming | 11 | 65 | 600 | 5.91 | 54.55 | 4 | 7 | 0 |
| 29. Georgia | 13 | 77 | 697 | 5.92 | 53.62 | 10 | 3 | 0 |
| 30. San Diego St. | 12 | 72 | 566 | 6.00 | 47.17 | 5 | 7 | 0 |

| Rank, Team | G | Pen | Yds Penalized | Pen/Gm | Yds/Gm | W | L | T |
|-------------------------|----|-----|---------------|--------|--------|----|----|---|
| 30. South Carolina | 12 | 72 | 558 | 6.00 | 46.50 | 7 | 5 | 0 |
| 32. Colorado St. | 12 | 73 | 600 | 6.08 | 50.00 | 6 | 6 | 0 |
| 32. Nevada | 12 | 73 | 614 | 6.08 | 51.17 | 9 | 3 | 0 |
| 34. Syracuse | 11 | 67 | 552 | 6.09 | 50.18 | 1 | 10 | 0 |
| 35. Alabama | 12 | 74 | 561 | 6.17 | 46.75 | 10 | 2 | 0 |
| 35. Southern Miss. | 12 | 74 | 615 | 6.17 | 51.25 | 7 | 5 | 0 |
| 35. Northern Ill. | 12 | 74 | 705 | 6.17 | 58.75 | 7 | 5 | 0 |
| 35. Northwestern | 12 | 74 | 582 | 6.17 | 48.50 | 7 | 5 | 0 |
| 39. Cincinnati | 11 | 68 | 576 | 6.18 | 52.36 | 4 | 7 | 0 |
| 39. Washington | 11 | 68 | 556 | 6.18 | 50.55 | 2 | 9 | 0 |
| 39. Army | 11 | 68 | 502 | 6.18 | 45.64 | 4 | 7 | 0 |
| 39. Michigan St. | 11 | 68 | 534 | 6.18 | 48.55 | 5 | 6 | 0 |
| 39. Connecticut | 11 | 68 | 519 | 6.18 | 47.18 | 5 | 6 | 0 |
| 44. Virginia Tech | 13 | 81 | 697 | 6.23 | 53.62 | 11 | 2 | 0 |
| 45. Illinois | 11 | 69 | 557 | 6.27 | 50.64 | 2 | 9 | 0 |
| 45. Louisiana Tech | 11 | 69 | 575 | 6.27 | 52.27 | 7 | 4 | 0 |
| 45. Pittsburgh | 11 | 69 | 593 | 6.27 | 53.91 | 5 | 6 | 0 |
| 45. San Jose St. | 11 | 69 | 574 | 6.27 | 52.18 | 3 | 8 | 0 |
| 45. Utah St. | 11 | 69 | 678 | 6.27 | 61.64 | 3 | 8 | 0 |
| 45. Miami (Ohio) | 11 | 69 | 628 | 6.27 | 57.09 | 7 | 4 | 0 |
| 51. UCLA | 12 | 76 | 624 | 6.33 | 52.00 | 10 | 2 | 0 |
| 52. Mississippi St. | 11 | 70 | 613 | 6.36 | 55.73 | 3 | 8 | 0 |
| 52. Wake Forest | 11 | 70 | 683 | 6.36 | 62.09 | 4 | 7 | 0 |
| 54. Notre Dame | 12 | 77 | 667 | 6.42 | 55.58 | 9 | 3 | 0 |
| 55. Troy | 11 | 71 | 616 | 6.45 | 56.00 | 4 | 7 | 0 |
| 56. La.-Lafayette | 11 | 72 | 623 | 6.55 | 56.64 | 6 | 5 | 0 |
| 57. Arizona | 11 | 73 | 581 | 6.64 | 52.82 | 3 | 8 | 0 |
| 57. Purdue | 11 | 73 | 579 | 6.64 | 52.64 | 5 | 6 | 0 |
| 57. Ball St. | 11 | 73 | 649 | 6.64 | 59.00 | 4 | 7 | 0 |
| 60. Indiana | 11 | 74 | 605 | 6.73 | 55.00 | 4 | 7 | 0 |
| 60. Washington St. | 11 | 74 | 699 | 6.73 | 63.55 | 4 | 7 | 0 |
| 62. UAB | 11 | 75 | 639 | 6.82 | 58.09 | 5 | 6 | 0 |
| 62. Buffalo | 11 | 75 | 701 | 6.82 | 63.73 | 1 | 10 | 0 |
| 62. Kent St. | 11 | 75 | 624 | 6.82 | 56.73 | 1 | 10 | 0 |
| 65. Boston College | 12 | 82 | 657 | 6.83 | 54.75 | 9 | 3 | 0 |
| 65. West Virginia | 12 | 82 | 697 | 6.83 | 58.08 | 11 | 1 | 0 |
| 67. SMU | 11 | 76 | 669 | 6.91 | 60.82 | 5 | 6 | 0 |
| 68. Texas A&M | 11 | 77 | 597 | 7.00 | 54.27 | 5 | 6 | 0 |
| 68. UTEP | 12 | 84 | 769 | 7.00 | 64.08 | 8 | 4 | 0 |
| 70. Southern California | 13 | 93 | 827 | 7.15 | 63.62 | 12 | 1 | 0 |
| 71. Missouri | 12 | 86 | 805 | 7.17 | 67.08 | 7 | 5 | 0 |
| 71. Rutgers | 12 | 86 | 731 | 7.17 | 60.92 | 7 | 5 | 0 |
| 73. Arkansas | 11 | 80 | 644 | 7.27 | 58.55 | 4 | 7 | 0 |
| 74. Georgia Tech | 12 | 88 | 686 | 7.33 | 57.17 | 7 | 5 | 0 |
| 74. Miami (Fla.) | 12 | 88 | 841 | 7.33 | 70.08 | 9 | 3 | 0 |
| 74. Kansas | 12 | 88 | 791 | 7.33 | 65.92 | 7 | 5 | 0 |
| 77. Duke | 11 | 81 | 701 | 7.36 | 63.73 | 1 | 10 | 0 |
| 77. New Mexico | 11 | 81 | 618 | 7.36 | 56.18 | 6 | 5 | 0 |
| 79. Akron | 13 | 96 | 816 | 7.38 | 62.77 | 7 | 6 | 0 |
| 80. Memphis | 12 | 89 | 723 | 7.42 | 60.25 | 7 | 5 | 0 |
| 80. Nebraska | 12 | 89 | 693 | 7.42 | 57.75 | 8 | 4 | 0 |
| 82. Oklahoma St. | 11 | 82 | 632 | 7.45 | 57.45 | 4 | 7 | 0 |
| 83. Boise St. | 13 | 97 | 890 | 7.46 | 68.46 | 9 | 4 | 0 |
| 83. UCF | 13 | 97 | 823 | 7.46 | 63.31 | 8 | 5 | 0 |
| 85. Toledo | 12 | 90 | 809 | 7.50 | 67.42 | 9 | 3 | 0 |
| 86. Ohio | 11 | 83 | 687 | 7.55 | 62.45 | 4 | 7 | 0 |
| 87. North Carolina St. | 12 | 91 | 743 | 7.58 | 61.92 | 7 | 5 | 0 |
| 88. Texas | 13 | 99 | 852 | 7.62 | 65.54 | 13 | 0 | 0 |
| 89. Western Mich. | 11 | 84 | 691 | 7.64 | 62.82 | 7 | 4 | 0 |
| 90. Louisville | 12 | 92 | 816 | 7.67 | 68.00 | 9 | 3 | 0 |
| 90. Utah | 12 | 92 | 762 | 7.67 | 63.50 | 7 | 5 | 0 |
| 92. Houston | 12 | 93 | 830 | 7.75 | 69.17 | 6 | 6 | 0 |
| 93. Tennessee | 11 | 87 | 670 | 7.91 | 60.91 | 5 | 6 | 0 |
| 94. North Carolina | 11 | 88 | 736 | 8.00 | 66.91 | 5 | 6 | 0 |
| 94. Oregon | 12 | 96 | 868 | 8.00 | 72.33 | 10 | 2 | 0 |
| 96. Fresno St. | 13 | 105 | 944 | 8.08 | 72.62 | 8 | 5 | 0 |
| 97. Baylor | 11 | 89 | 766 | 8.09 | 69.64 | 5 | 6 | 0 |
| 97. Middle Tenn. | 11 | 89 | 806 | 8.09 | 73.27 | 4 | 7 | 0 |
| 99. North Texas | 11 | 90 | 817 | 8.18 | 74.27 | 2 | 9 | 0 |
| 100. UNLV | 11 | 91 | 670 | 8.27 | 60.91 | 2 | 9 | 0 |
| 101. LSU | 13 | 108 | 907 | 8.31 | 69.77 | 11 | 2 | 0 |
| 102. Brigham Young | 12 | 100 | 870 | 8.33 | 72.50 | 6 | 6 | 0 |
| 103. Central Mich. | 11 | 92 | 857 | 8.36 | 77.91 | 6 | 5 | 0 |
| 104. Hawaii | 12 | 101 | 872 | 8.42 | 72.67 | 5 | 7 | 0 |
| 105. Florida | 12 | 102 | 783 | 8.50 | 65.25 | 9 | 3 | 0 |
| 105. Oklahoma | 12 | 102 | 860 | 8.50 | 71.67 | 8 | 4 | 0 |
| 107. La.-Monroe | 11 | 94 | 741 | 8.55 | 67.36 | 5 | 6 | 0 |
| 108. Idaho | 11 | 95 | 854 | 8.64 | 77.64 | 2 | 9 | 0 |
| 109. TCU | 12 | 104 | 955 | 8.67 | 79.58 | 11 | 1 | 0 |
| 110. Kansas St. | 11 | 96 | 827 | 8.73 | 75.18 | 5 | 6 | 0 |
| 111. Florida St. | 13 | 114 | 1,018 | 8.77 | 78.31 | 8 | 5 | 0 |
| 112. South Fla. | 12 | 106 | 831 | 8.83 | 69.25 | 6 | 6 | 0 |
| 113. Oregon St. | 11 | 98 | 868 | 8.91 | 78.91 | 5 | 6 | 0 |

| Rank, Team | G | Pen | Yds Penalized | Pen/Gm | Yds/Gm | W | L | T |
|------------------------|----|-----|---------------|--------|--------|---|---|---|
| 114. Texas Tech..... | 12 | 113 | 1,001 | 9.42 | 83.42 | 9 | 3 | 0 |
| 115. Colorado..... | 13 | 123 | 1,084 | 9.46 | 83.38 | 7 | 6 | 0 |
| 116. Arizona St. | 12 | 114 | 982 | 9.50 | 81.83 | 7 | 5 | 0 |
| 117. Arkansas St. | 12 | 121 | 911 | 10.08 | 75.92 | 6 | 6 | 0 |
| * Florida Int'l | 11 | 85 | 740 | 7.73 | 67.27 | 5 | 6 | 0 |
| * Fla. Atlantic | 11 | 91 | 737 | 8.27 | 67.00 | 2 | 9 | 0 |

Fewest Yards Penalized Per Game

| Rank, Team | G | Pen | Yds Penalized | Pen/Gm | Yds/Gm | W | L | T |
|--------------------------|----|-----|---------------|--------|--------|----|----|---|
| 1. Vanderbilt..... | 11 | 46 | 340 | 4.18 | 30.91 | 5 | 6 | 0 |
| 2. Michigan..... | 12 | 48 | 382 | 4.00 | 31.83 | 7 | 5 | 0 |
| 3. Navy..... | 12 | 51 | 405 | 4.25 | 33.75 | 8 | 4 | 0 |
| 4. Penn St. | 12 | 57 | 422 | 4.75 | 35.17 | 11 | 1 | 0 |
| 5. Iowa..... | 12 | 52 | 447 | 4.33 | 37.25 | 7 | 5 | 0 |
| 6. Marshall..... | 11 | 58 | 426 | 5.27 | 38.73 | 4 | 7 | 0 |
| 7. Stanford..... | 11 | 56 | 443 | 5.09 | 40.27 | 5 | 6 | 0 |
| 8. Clemson..... | 12 | 57 | 486 | 4.75 | 40.50 | 8 | 4 | 0 |
| 9. Kentucky..... | 11 | 52 | 452 | 4.73 | 41.09 | 3 | 8 | 0 |
| 10. New Mexico St. | 12 | 63 | 494 | 5.25 | 41.17 | 0 | 12 | 0 |
| 11. Temple..... | 11 | 57 | 462 | 5.18 | 42.00 | 0 | 11 | 0 |
| 12. Mississippi..... | 11 | 60 | 464 | 5.45 | 42.18 | 3 | 8 | 0 |
| 13. Maryland..... | 11 | 56 | 485 | 5.09 | 44.09 | 5 | 6 | 0 |
| 14. Rice..... | 11 | 54 | 486 | 4.91 | 44.18 | 1 | 10 | 0 |
| 15. Auburn..... | 12 | 67 | 538 | 5.58 | 44.83 | 9 | 3 | 0 |
| 16. Army..... | 11 | 68 | 502 | 6.18 | 45.64 | 4 | 7 | 0 |
| 17. Air Force..... | 11 | 54 | 505 | 4.91 | 45.91 | 4 | 7 | 0 |
| 18. East Caro..... | 11 | 60 | 509 | 5.45 | 46.27 | 5 | 6 | 0 |
| 19. South Carolina..... | 12 | 72 | 558 | 6.00 | 46.50 | 7 | 5 | 0 |
| 20. Alabama..... | 12 | 74 | 561 | 6.17 | 46.75 | 10 | 2 | 0 |
| 21. Wisconsin..... | 13 | 71 | 613 | 5.46 | 47.15 | 10 | 3 | 0 |
| 22. San Diego St. | 12 | 72 | 566 | 6.00 | 47.17 | 5 | 7 | 0 |
| 23. Connecticut..... | 11 | 68 | 519 | 6.18 | 47.18 | 5 | 6 | 0 |
| 24. Iowa St. | 12 | 64 | 567 | 5.33 | 47.25 | 7 | 5 | 0 |
| 24. Virginia..... | 12 | 66 | 567 | 5.50 | 47.25 | 7 | 5 | 0 |
| 26. Tulsa..... | 13 | 76 | 620 | 5.85 | 47.69 | 9 | 4 | 0 |
| 27. Bowling Green..... | 11 | 60 | 526 | 5.45 | 47.82 | 6 | 5 | 0 |
| 28. Ohio St. | 12 | 65 | 578 | 5.42 | 48.17 | 10 | 2 | 0 |
| 29. Tulane..... | 11 | 59 | 532 | 5.36 | 48.36 | 2 | 9 | 0 |
| 30. Northwestern..... | 12 | 74 | 582 | 6.17 | 48.50 | 7 | 5 | 0 |
| 31. Michigan St. | 11 | 68 | 534 | 6.18 | 48.55 | 5 | 6 | 0 |
| 32. Colorado St. | 12 | 73 | 600 | 6.08 | 50.00 | 6 | 6 | 0 |
| 33. Syracuse..... | 11 | 67 | 552 | 6.09 | 50.18 | 1 | 10 | 0 |
| 34. Washington..... | 11 | 68 | 556 | 6.18 | 50.55 | 2 | 9 | 0 |
| 35. Minnesota..... | 12 | 64 | 607 | 5.33 | 50.58 | 7 | 5 | 0 |
| 36. Illinois..... | 11 | 69 | 557 | 6.27 | 50.64 | 2 | 9 | 0 |
| 37. Nevada..... | 12 | 73 | 614 | 6.08 | 51.17 | 9 | 3 | 0 |
| 38. Southern Miss. | 12 | 74 | 615 | 6.17 | 51.25 | 7 | 5 | 0 |
| 39. California..... | 12 | 69 | 620 | 5.75 | 51.67 | 8 | 4 | 0 |
| 40. Eastern Mich. | 11 | 63 | 570 | 5.73 | 51.82 | 4 | 7 | 0 |
| 41. UCLA..... | 12 | 76 | 624 | 6.33 | 52.00 | 10 | 2 | 0 |
| 42. San Jose St. | 11 | 69 | 574 | 6.27 | 52.18 | 3 | 8 | 0 |
| 43. Louisiana Tech..... | 11 | 69 | 575 | 6.27 | 52.27 | 7 | 4 | 0 |
| 44. Cincinnati..... | 11 | 68 | 576 | 6.18 | 52.36 | 4 | 7 | 0 |
| 45. Purdue..... | 11 | 73 | 579 | 6.64 | 52.64 | 5 | 6 | 0 |
| 46. Arizona..... | 11 | 73 | 581 | 6.64 | 52.82 | 3 | 8 | 0 |
| 47. Georgia..... | 13 | 77 | 697 | 5.92 | 53.62 | 10 | 3 | 0 |
| 47. Virginia Tech..... | 13 | 81 | 697 | 6.23 | 53.62 | 11 | 2 | 0 |
| 49. Pittsburgh..... | 11 | 69 | 593 | 6.27 | 53.91 | 5 | 6 | 0 |
| 50. Texas A&M..... | 11 | 77 | 597 | 7.00 | 54.27 | 5 | 6 | 0 |
| 51. Wyoming..... | 11 | 65 | 600 | 5.91 | 54.55 | 4 | 7 | 0 |
| 52. Boston College..... | 12 | 82 | 657 | 6.83 | 54.75 | 9 | 3 | 0 |
| 53. Indiana..... | 11 | 74 | 605 | 6.73 | 55.00 | 4 | 7 | 0 |
| 54. Notre Dame..... | 12 | 77 | 667 | 6.42 | 55.58 | 9 | 3 | 0 |
| 55. Mississippi St. | 11 | 70 | 613 | 6.36 | 55.73 | 3 | 8 | 0 |
| 56. Troy..... | 11 | 71 | 616 | 6.45 | 56.00 | 4 | 7 | 0 |
| 57. New Mexico..... | 11 | 81 | 618 | 7.36 | 56.18 | 6 | 5 | 0 |
| 58. La.-Lafayette..... | 11 | 72 | 623 | 6.55 | 56.64 | 6 | 5 | 0 |
| 59. Kent St. | 11 | 75 | 624 | 6.82 | 56.73 | 1 | 10 | 0 |
| 60. Miami (Ohio)..... | 11 | 69 | 628 | 6.27 | 57.09 | 7 | 4 | 0 |
| 61. Georgia Tech..... | 12 | 88 | 686 | 7.33 | 57.17 | 7 | 5 | 0 |
| 62. Oklahoma St. | 11 | 82 | 632 | 7.45 | 57.45 | 4 | 7 | 0 |
| 63. Nebraska..... | 12 | 89 | 693 | 7.42 | 57.75 | 8 | 4 | 0 |
| 64. West Virginia..... | 12 | 82 | 697 | 6.83 | 58.08 | 11 | 1 | 0 |
| 65. UAB..... | 11 | 75 | 639 | 6.82 | 58.09 | 5 | 6 | 0 |
| 66. Arkansas..... | 11 | 80 | 644 | 7.27 | 58.55 | 4 | 7 | 0 |
| 67. Northern Ill. | 12 | 74 | 705 | 6.17 | 58.75 | 7 | 5 | 0 |
| 68. Ball St. | 11 | 73 | 649 | 6.64 | 59.00 | 4 | 7 | 0 |
| 69. Memphis..... | 12 | 89 | 723 | 7.42 | 60.25 | 7 | 5 | 0 |
| 70. SMU..... | 11 | 76 | 669 | 6.91 | 60.82 | 5 | 6 | 0 |
| 71. UNLV..... | 11 | 91 | 670 | 8.27 | 60.91 | 2 | 9 | 0 |
| 71. Tennessee..... | 11 | 87 | 670 | 7.91 | 60.91 | 5 | 6 | 0 |
| 73. Rutgers..... | 12 | 86 | 731 | 7.17 | 60.92 | 7 | 5 | 0 |

STATISTICAL LEADERS

| Rank, Team | G | Pen | Yds Penalized | Pen/Gm | Yds/Gm | W | L | T |
|------------------------------|----|-----|---------------|--------|--------|----|----|---|
| 74. Utah St. | 11 | 69 | 678 | 6.27 | 61.64 | 3 | 8 | 0 |
| 75. North Carolina St. | 12 | 91 | 743 | 7.58 | 61.92 | 7 | 5 | 0 |
| 76. Wake Forest | 11 | 70 | 683 | 6.36 | 62.09 | 4 | 7 | 0 |
| 77. Ohio | 11 | 83 | 687 | 7.55 | 62.45 | 4 | 7 | 0 |
| 78. Buffalo | 11 | 76 | 689 | 6.91 | 62.64 | 1 | 10 | 0 |
| 79. Akron | 13 | 96 | 816 | 7.38 | 62.77 | 7 | 6 | 0 |
| 80. Western Mich. | 11 | 84 | 691 | 7.64 | 62.82 | 7 | 4 | 0 |
| 81. UCF | 13 | 97 | 823 | 7.46 | 63.31 | 8 | 5 | 0 |
| 82. Utah | 12 | 92 | 762 | 7.67 | 63.50 | 7 | 5 | 0 |
| 83. Washington St. | 11 | 74 | 699 | 6.73 | 63.55 | 4 | 7 | 0 |
| 84. Southern California | 13 | 93 | 827 | 7.15 | 63.62 | 12 | 1 | 0 |
| 85. Duke | 11 | 81 | 701 | 7.36 | 63.73 | 1 | 10 | 0 |
| 86. UTEP | 12 | 84 | 769 | 7.00 | 64.08 | 8 | 4 | 0 |
| 87. Florida | 12 | 102 | 783 | 8.50 | 65.25 | 9 | 3 | 0 |
| 88. Texas | 13 | 99 | 852 | 7.62 | 65.54 | 13 | 0 | 0 |
| 89. Kansas | 12 | 88 | 791 | 7.33 | 65.92 | 7 | 5 | 0 |
| 90. North Carolina | 11 | 88 | 736 | 8.00 | 66.91 | 5 | 6 | 0 |
| 91. Missouri | 12 | 86 | 805 | 7.17 | 67.08 | 7 | 5 | 0 |
| 92. La.-Monroe | 11 | 94 | 741 | 8.55 | 67.36 | 5 | 6 | 0 |
| 93. Toledo | 12 | 90 | 809 | 7.50 | 67.42 | 9 | 3 | 0 |
| 94. Louisville | 12 | 92 | 816 | 7.67 | 68.00 | 9 | 3 | 0 |
| 95. Boise St. | 13 | 97 | 890 | 7.46 | 68.46 | 9 | 4 | 0 |
| 96. Houston | 12 | 93 | 830 | 7.75 | 69.17 | 6 | 6 | 0 |
| 97. South Fla. | 12 | 106 | 831 | 8.83 | 69.25 | 6 | 6 | 0 |
| 98. Baylor | 11 | 89 | 766 | 8.09 | 69.64 | 5 | 6 | 0 |
| 99. LSU | 13 | 108 | 907 | 8.31 | 69.77 | 11 | 2 | 0 |
| 100. Miami (Fla.) | 12 | 88 | 841 | 7.33 | 70.08 | 9 | 3 | 0 |
| 101. Oklahoma | 12 | 102 | 860 | 8.50 | 71.67 | 8 | 4 | 0 |
| 102. Oregon | 12 | 96 | 868 | 8.00 | 72.33 | 10 | 2 | 0 |
| 103. Brigham Young | 12 | 100 | 870 | 8.33 | 72.50 | 6 | 6 | 0 |
| 104. Fresno St. | 13 | 105 | 944 | 8.08 | 72.62 | 8 | 5 | 0 |
| 105. Hawaii | 12 | 101 | 872 | 8.42 | 72.67 | 5 | 7 | 0 |
| 106. Middle Tenn. | 11 | 89 | 806 | 8.09 | 73.27 | 4 | 7 | 0 |
| 107. North Texas | 11 | 90 | 817 | 8.18 | 74.27 | 2 | 9 | 0 |
| 108. Kansas St. | 11 | 96 | 827 | 8.73 | 75.18 | 5 | 6 | 0 |
| 109. Arkansas St. | 12 | 121 | 911 | 10.08 | 75.92 | 6 | 6 | 0 |
| 110. Idaho | 11 | 95 | 854 | 8.64 | 77.64 | 2 | 9 | 0 |
| 111. Central Mich. | 11 | 92 | 857 | 8.36 | 77.91 | 6 | 5 | 0 |
| 112. Florida St. | 13 | 114 | 1,018 | 8.77 | 78.31 | 8 | 5 | 0 |
| 113. Oregon St. | 11 | 98 | 868 | 8.91 | 78.91 | 5 | 6 | 0 |
| 114. TCU | 12 | 104 | 955 | 8.67 | 79.58 | 11 | 1 | 0 |
| 115. Arizona St. | 12 | 114 | 982 | 9.50 | 81.83 | 7 | 5 | 0 |
| 116. Colorado | 13 | 123 | 1,084 | 9.46 | 83.38 | 7 | 6 | 0 |
| 117. Texas Tech | 12 | 113 | 1,001 | 9.42 | 83.42 | 9 | 3 | 0 |
| * Fla. Atlantic | 11 | 91 | 737 | 8.27 | 67.00 | 2 | 9 | 0 |
| * Florida Int'l. | 11 | 85 | 740 | 7.73 | 67.27 | 5 | 6 | 0 |

Punt Return Yardage Defense

| Rank, Team | Ret | PR Yds | TD | Yds/Ret | W | L | T |
|-------------------------|-----|--------|----|---------|----|---|---|
| 1. Bowling Green | 16 | 45 | 1 | 2.81 | 6 | 5 | 0 |
| 2. Florida | 18 | 60 | 0 | 3.33 | 9 | 3 | 0 |
| 3. UTEP | 13 | 54 | 0 | 4.15 | 8 | 4 | 0 |
| 4. Stanford | 32 | 133 | 0 | 4.16 | 5 | 6 | 0 |
| 5. TCU | 27 | 128 | 0 | 4.74 | 11 | 1 | 0 |
| 6. Navy | 21 | 102 | 0 | 4.86 | 8 | 4 | 0 |
| 7. Michigan | 17 | 85 | 0 | 5.00 | 7 | 5 | 0 |
| 8. Miami (Fla.) | 29 | 150 | 0 | 5.17 | 9 | 3 | 0 |
| 9. Utah | 23 | 120 | 0 | 5.22 | 7 | 5 | 0 |
| 10. Ohio St. | 12 | 63 | 0 | 5.25 | 10 | 2 | 0 |
| 11. Washington St. | 26 | 137 | 0 | 5.27 | 4 | 7 | 0 |
| 12. SMU | 30 | 161 | 1 | 5.37 | 5 | 6 | 0 |
| 13. Iowa | 16 | 86 | 1 | 5.38 | 7 | 5 | 0 |
| 14. Florida St. | 21 | 116 | 0 | 5.52 | 8 | 5 | 0 |
| 15. Fresno St. | 7 | 40 | 0 | 5.71 | 8 | 5 | 0 |
| 17. LSU | 14 | 80 | 0 | 5.71 | 11 | 2 | 0 |
| 17. Boise St. | 28 | 164 | 0 | 5.86 | 9 | 4 | 0 |
| 18. South Carolina | 21 | 124 | 0 | 5.90 | 7 | 5 | 0 |
| 19. Air Force | 18 | 109 | 0 | 6.06 | 4 | 7 | 0 |
| 20. Wake Forest | 36 | 221 | 0 | 6.14 | 4 | 7 | 0 |
| 21. Western Mich. | 26 | 165 | 0 | 6.35 | 7 | 4 | 0 |
| 22. Notre Dame | 27 | 174 | 0 | 6.44 | 9 | 3 | 0 |
| 23. Tulsa | 29 | 187 | 1 | 6.45 | 9 | 4 | 0 |
| 24. Purdue | 20 | 129 | 0 | 6.45 | 5 | 6 | 0 |
| 25. Arkansas | 11 | 71 | 0 | 6.45 | 4 | 7 | 0 |
| 26. Oklahoma | 18 | 122 | 0 | 6.78 | 8 | 4 | 0 |
| 27. Wyoming | 31 | 211 | 0 | 6.81 | 4 | 7 | 0 |
| 28. Toledo | 15 | 103 | 3 | 6.87 | 9 | 3 | 0 |
| 29. North Carolina | 30 | 207 | 1 | 6.90 | 5 | 6 | 0 |
| 30. Texas | 10 | 70 | 0 | 7.00 | 13 | 0 | 0 |

| Rank, Team | Ret | PR Yds | TD | Yds/Ret | W | L | T |
|-----------------------------|-----|--------|----|---------|----|----|---|
| 31. North Texas | 35 | 247 | 1 | 7.06 | 2 | 9 | 0 |
| 32. UCLA | 22 | 156 | 1 | 7.09 | 10 | 2 | 0 |
| 33. New Mexico St. | 28 | 199 | 0 | 7.11 | 0 | 12 | 0 |
| 34. Memphis | 36 | 256 | 0 | 7.11 | 7 | 5 | 0 |
| 35. Central Mich. | 30 | 215 | 0 | 7.17 | 6 | 5 | 0 |
| 36. Miami (Ohio) | 11 | 81 | 0 | 7.36 | 7 | 4 | 0 |
| 37. West Virginia | 21 | 162 | 0 | 7.71 | 11 | 1 | 0 |
| 38. Utah St. | 29 | 225 | 0 | 7.76 | 3 | 8 | 0 |
| 39. Colorado | 31 | 244 | 1 | 7.87 | 7 | 6 | 0 |
| 40. Kentucky | 17 | 134 | 1 | 7.88 | 3 | 8 | 0 |
| 41. Louisiana Tech | 20 | 158 | 0 | 7.90 | 7 | 4 | 0 |
| 42. Alabama | 26 | 209 | 0 | 8.04 | 10 | 2 | 0 |
| 43. Southern Miss. | 23 | 186 | 0 | 8.09 | 7 | 5 | 0 |
| 44. Virginia | 34 | 278 | 0 | 8.18 | 7 | 5 | 0 |
| 45. Mississippi | 29 | 239 | 0 | 8.24 | 3 | 8 | 0 |
| 46. Clemson | 25 | 207 | 1 | 8.28 | 8 | 4 | 0 |
| 47. Arkansas St. | 23 | 194 | 0 | 8.43 | 6 | 6 | 0 |
| 48. Akron | 39 | 329 | 2 | 8.44 | 7 | 6 | 0 |
| 49. North Carolina St. | 45 | 381 | 1 | 8.47 | 7 | 5 | 0 |
| 50. Syracuse | 43 | 372 | 1 | 8.65 | 1 | 10 | 0 |
| 51. Texas A&M | 24 | 209 | 3 | 8.71 | 5 | 6 | 0 |
| 52. Nebraska | 31 | 273 | 1 | 8.81 | 8 | 4 | 0 |
| 53. Georgia Tech | 32 | 282 | 0 | 8.81 | 7 | 5 | 0 |
| 54. Georgia | 18 | 159 | 0 | 8.83 | 10 | 3 | 0 |
| 55. San Jose St. | 36 | 319 | 1 | 8.86 | 3 | 8 | 0 |
| 56. UNLV | 30 | 271 | 1 | 9.03 | 2 | 9 | 0 |
| 57. Oregon St. | 23 | 208 | 0 | 9.04 | 5 | 6 | 0 |
| 58. Kent St. | 41 | 378 | 1 | 9.22 | 1 | 10 | 0 |
| 59. UAB | 24 | 223 | 1 | 9.29 | 5 | 6 | 0 |
| 60. Middle Tenn. | 27 | 256 | 0 | 9.48 | 4 | 7 | 0 |
| 61. South Fla. | 24 | 228 | 0 | 9.50 | 6 | 6 | 0 |
| 62. UCF | 23 | 220 | 0 | 9.57 | 8 | 5 | 0 |
| 63. East Caro. | 30 | 289 | 1 | 9.63 | 5 | 6 | 0 |

| Rank, Team | Ret | PR Yds | TD | Yds/Ret | W | L | T |
|--------------------------|-----|--------|----|---------|----|----|---|
| 64. Wisconsin | 31 | 303 | 0 | 9.77 | 10 | 3 | 0 |
| 65. Kansas St. | 30 | 295 | 1 | 9.83 | 5 | 6 | 0 |
| 66. Minnesota | 16 | 158 | 1 | 9.88 | 7 | 5 | 0 |
| 67. Troy | 25 | 249 | 1 | 9.96 | 4 | 7 | 0 |
| 68. New Mexico | 17 | 171 | 2 | 10.06 | 6 | 5 | 0 |
| 69. Boston College | 38 | 383 | 1 | 10.08 | 9 | 3 | 0 |
| 70. Baylor | 32 | 323 | 0 | 10.09 | 5 | 6 | 0 |
| 71. Auburn | 20 | 203 | 1 | 10.15 | 9 | 3 | 0 |
| 72. Louisville | 15 | 153 | 0 | 10.20 | 9 | 3 | 0 |
| 73. Duke | 42 | 430 | 0 | 10.24 | 1 | 10 | 0 |
| 74. Cincinnati | 37 | 388 | 1 | 10.49 | 4 | 7 | 0 |
| 75. Army | 28 | 296 | 1 | 10.57 | 4 | 7 | 0 |
| 76. Ball St. | 33 | 349 | 2 | 10.58 | 4 | 7 | 0 |
| 77. Eastern Mich. | 23 | 244 | 0 | 10.61 | 4 | 7 | 0 |
| 78. Oregon | 21 | 223 | 1 | 10.62 | 10 | 2 | 0 |
| 79. Brigham Young | 15 | 162 | 1 | 10.80 | 6 | 6 | 0 |
| 80. Tulane | 26 | 288 | 0 | 11.08 | 2 | 9 | 0 |
| 81. Marshall | 24 | 268 | 0 | 11.17 | 4 | 7 | 0 |
| 82. Connecticut | 23 | 257 | 0 | 11.17 | 5 | 6 | 0 |
| 83. San Diego St. | 31 | 350 | 1 | 11.29 | 5 | 7 | 0 |
| 84. Oklahoma St. | 28 | 317 | 0 | 11.32 | 4 | 7 | 0 |
| 85. Colorado St. | 27 | 309 | 1 | 11.44 | 6 | 6 | 0 |
| 86. Michigan St. | 15 | 172 | 1 | 11.47 | 5 | 6 | 0 |
| 86. Vanderbilt | 30 | 344 | 1 | 11.47 | 5 | 6 | 0 |
| 88. Kansas | 25 | 288 | 3 | 11.52 | 7 | 5 | 0 |
| 89. Northern Ill. | 18 | 208 | 1 | 11.56 | 7 | 5 | 0 |
| 90. Iowa St. | 29 | 340 | 0 | 11.72 | 7 | 5 | 0 |
| 91. Northwestern | 30 | 352 | 1 | 11.73 | 7 | 5 | 0 |
| 92. La.-Monroe | 28 | 329 | 0 | 11.75 | 5 | 6 | 0 |
| 93. Penn St. | 25 | 294 | 1 | 11.76 | 11 | 1 | 0 |
| 94. Mississippi St. | 39 | 471 | 2 | 12.08 | 3 | 8 | 0 |
| 95. La.-Lafayette | 23 | 278 | 0 | 12.09 | 6 | 5 | 0 |
| 96. Rutgers | 31 | 378 | 1 | 12.19 | 7 | 5 | 0 |
| 97. Maryland | 20 | 253 | 1 | 12.65 | 5 | 6 | 0 |
| 98. Texas Tech | 27 | 342 | 0 | 12.67 | 9 | 3 | 0 |
| 99. Washington | 22 | 279 | 1 | 12.68 | 2 | 9 | 0 |
| 100. Buffalo | 38 | 484 | 0 | 12.74 | 1 | 10 | 0 |
| 101. Virginia Tech | 18 | 230 | 1 | 12.78 | 11 | 2 | 0 |
| 102. California | 25 | 320 | 1 | 12.80 | 8 | 4 | 0 |
| 103. Missouri | 34 | 436 | 2 | 12.82 | 7 | 5 | 0 |
| 104. Rice | 23 | 298 | 2 | 12.96 | 1 | 10 | 0 |
| 105. Ohio | 33 | 428 | 2 | 12.97 | 4 | 7 | 0 |
| 106. Houston | 35 | 456 | 2 | 13.03 | 6 | 6 | 0 |
| 107. Arizona St. | 22 | 287 | 1 | 13.05 | 7 | 5 | 0 |
| 108. Idaho | 37 | 485 | 2 | 13.11 | 2 | 9 | 0 |
| 109. Nevada | 23 | 304 | 1 | 13.22 | 9 | 3 | 0 |
| 110. Indiana | 37 | 496 | 2 | 13.41 | 4 | 7 | 0 |
| 111. Temple | 47 | 631 | 3 | 13.43 | 0 | 11 | 0 |
| 112. Arizona | 24 | 343 | 2 | 14.29 | 3 | 8 | 0 |
| 113. Tennessee | 23 | 332 | 2 | 14.43 | 5 | 6 | 0 |
| 114. Illinois | 31 | 475 | 1 | 15.32 | 2 | 9 | 0 |
| 115. Hawaii | 16 | 251 | 1 | 15.69 | 5 | 7 | 0 |
| 116. Southern California | 22 | 373 | 2 | 16.95 | 12 | 1 | 0 |
| 117. Pittsburgh | 25 | 428 | 2 | 17.12 | 5 | 6 | 0 |
| * Fla. Atlantic | 33 | 261 | 1 | 7.91 | 2 | 9 | 0 |
| * Florida Int'l | 18 | 259 | 0 | 14.39 | 5 | 6 | 0 |

Kickoff Return Yardage Defense

| Rank, Team | Ret | KOR Yds | TD | Yds/Ret | W | L | T |
|-------------------|-----|---------|----|---------|----|----|---|
| 1. Iowa | 43 | 640 | 0 | 14.88 | 7 | 5 | 0 |
| 2. Air Force | 35 | 541 | 0 | 15.46 | 4 | 7 | 0 |
| 3. Kent St. | 21 | 343 | 0 | 16.33 | 1 | 10 | 0 |
| 4. Mississippi | 15 | 247 | 0 | 16.47 | 3 | 8 | 0 |
| 5. North Texas | 21 | 346 | 0 | 16.48 | 2 | 9 | 0 |
| 6. Kansas | 30 | 506 | 0 | 16.87 | 7 | 5 | 0 |
| 7. Eastern Mich. | 30 | 509 | 0 | 16.97 | 4 | 7 | 0 |
| 8. Boston College | 46 | 782 | 1 | 17.00 | 9 | 3 | 0 |
| 9. Tulsa | 65 | 1,116 | 0 | 17.17 | 9 | 4 | 0 |
| 10. Buffalo | 19 | 332 | 0 | 17.47 | 1 | 10 | 0 |
| 11. Fresno St. | 68 | 1,190 | 0 | 17.50 | 8 | 5 | 0 |
| 11. Kansas St. | 36 | 630 | 0 | 17.50 | 5 | 6 | 0 |
| 13. Army | 33 | 582 | 0 | 17.64 | 4 | 7 | 0 |
| 14. Toledo | 62 | 1,094 | 0 | 17.65 | 9 | 3 | 0 |
| 15. Oklahoma | 34 | 600 | 1 | 17.65 | 8 | 4 | 0 |
| 16. LSU | 43 | 760 | 0 | 17.67 | 11 | 2 | 0 |
| 17. UNLV | 23 | 407 | 1 | 17.70 | 2 | 9 | 0 |
| 18. Miami (Fla.) | 40 | 714 | 0 | 17.85 | 9 | 3 | 0 |
| 19. Connecticut | 44 | 794 | 0 | 18.05 | 5 | 6 | 0 |
| 20. Arkansas St. | 42 | 763 | 0 | 18.17 | 6 | 6 | 0 |
| 21. Baylor | 27 | 492 | 0 | 18.22 | 5 | 6 | 0 |
| 22. Nebraska | 47 | 862 | 0 | 18.34 | 8 | 4 | 0 |
| 23. Navy | 63 | 1,159 | 1 | 18.40 | 8 | 4 | 0 |

| Rank, Team | Ret | KOR Yds | TD | Yds/Ret | W | L | T |
|-------------------------|-----|---------|----|---------|----|----|---|
| 24. Georgia | 54 | 994 | 0 | 18.41 | 10 | 3 | 0 |
| 25. UAB | 50 | 925 | 0 | 18.50 | 5 | 6 | 0 |
| 26. San Jose St. | 33 | 612 | 0 | 18.55 | 3 | 8 | 0 |
| 27. Colorado St. | 35 | 651 | 0 | 18.60 | 6 | 6 | 0 |
| 28. Alabama | 36 | 670 | 0 | 18.61 | 10 | 2 | 0 |
| 29. Boise St. | 68 | 1,269 | 0 | 18.66 | 9 | 4 | 0 |
| 30. TCU | 43 | 804 | 0 | 18.70 | 11 | 1 | 0 |
| 31. Tennessee | 24 | 449 | 0 | 18.71 | 5 | 6 | 0 |
| 32. Duke | 32 | 600 | 0 | 18.75 | 1 | 10 | 0 |
| 33. Marshall | 28 | 527 | 0 | 18.82 | 4 | 7 | 0 |
| 34. Wisconsin | 45 | 851 | 0 | 18.91 | 10 | 3 | 0 |
| 35. Texas | 80 | 1,516 | 0 | 18.95 | 13 | 0 | 0 |
| 36. Middle Tenn. | 32 | 616 | 0 | 19.25 | 4 | 7 | 0 |
| 36. West Virginia | 44 | 847 | 0 | 19.25 | 11 | 1 | 0 |
| 38. Wyoming | 25 | 482 | 0 | 19.28 | 4 | 7 | 0 |
| 39. Washington St. | 49 | 946 | 0 | 19.31 | 4 | 7 | 0 |
| 40. SMU | 29 | 562 | 1 | 19.38 | 5 | 6 | 0 |
| 41. Hawaii | 51 | 989 | 0 | 19.39 | 5 | 7 | 0 |
| 42. Ohio St. | 25 | 485 | 0 | 19.40 | 10 | 2 | 0 |
| 43. Virginia | 29 | 565 | 0 | 19.48 | 7 | 5 | 0 |
| 44. UCLA | 44 | 859 | 0 | 19.52 | 10 | 2 | 0 |
| 45. Iowa St. | 32 | 626 | 0 | 19.56 | 7 | 5 | 0 |
| 46. Pittsburgh | 40 | 786 | 0 | 19.65 | 5 | 6 | 0 |
| 47. Mississippi St. | 26 | 512 | 1 | 19.69 | 3 | 8 | 0 |
| 47. South Fla. | 39 | 768 | 1 | 19.69 | 6 | 6 | 0 |
| 49. Minnesota | 64 | 1,262 | 2 | 19.72 | 7 | 5 | 0 |
| 50. Florida | 51 | 1,006 | 0 | 19.73 | 9 | 3 | 0 |
| 51. Arizona | 14 | 277 | 0 | 19.79 | 3 | 8 | 0 |
| 52. UTEP | 52 | 1,034 | 0 | 19.88 | 8 | 4 | 0 |
| 53. Stanford | 26 | 520 | 0 | 20.00 | 5 | 6 | 0 |
| 53. Texas A&M | 40 | 800 | 0 | 20.00 | 5 | 6 | 0 |
| 55. Oklahoma St. | 33 | 661 | 0 | 20.03 | 4 | 7 | 0 |
| 56. Maryland | 47 | 944 | 0 | 20.09 | 5 | 6 | 0 |
| 57. California | 42 | 848 | 1 | 20.19 | 8 | 4 | 0 |
| 58. Northern Ill. | 40 | 816 | 0 | 20.40 | 7 | 5 | 0 |
| 59. Houston | 45 | 921 | 0 | 20.47 | 6 | 6 | 0 |
| 60. Miami (Ohio) | 45 | 923 | 0 | 20.51 | 7 | 4 | 0 |
| 61. Virginia Tech | 49 | 1,012 | 0 | 20.65 | 11 | 2 | 0 |
| 62. Ohio | 25 | 517 | 2 | 20.68 | 4 | 7 | 0 |
| 63. New Mexico St. | 26 | 539 | 0 | 20.73 | 0 | 12 | 0 |
| 64. Penn St. | 59 | 1,225 | 0 | 20.76 | 11 | 1 | 0 |
| 65. Florida St. | 59 | 1,226 | 0 | 20.78 | 8 | 5 | 0 |
| 66. UCF | 34 | 708 | 0 | 20.82 | 8 | 5 | 0 |
| 67. Texas Tech | 40 | 833 | 1 | 20.83 | 9 | 3 | 0 |
| 68. Arizona St. | 29 | 605 | 0 | 20.86 | 7 | 5 | 0 |
| 69. Auburn | 37 | 777 | 0 | 21.00 | 9 | 3 | 0 |
| 69. Western Mich. | 40 | 840 | 0 | 21.00 | 7 | 4 | 0 |
| 71. Southern California | 65 | 1,370 | 0 | 21.08 | 12 | 1 | 0 |
| 72. Notre Dame | 65 | 1,379 | 1 | 21.22 | 9 | 3 | 0 |
| 73. San Diego St. | 49 | 1,042 | 0 | 21.27 | 5 | 7 | 0 |
| 74. Bowling Green | 49 | 1,045 | 1 | 21.33 | 6 | 5 | 0 |
| 75. Michigan St. | 38 | 811 | 0 | 21.34 | 5 | 6 | 0 |
| 76. Arkansas | 46 | 982 | 0 | 21.35 | 4 | 7 | 0 |
| 77. Southern Miss. | 44 | 941 | 0 | 21.39 | 7 | 5 | 0 |
| 78. Nevada | 53 | 1,142 | 1 | 21.55 | 9 | 3 | 0 |
| 79. Louisiana Tech | 40 | 865 | 0 | 21.63 | 7 | 4 | 0 |
| 80. North Carolina St. | 29 | 628 | 0 | 21.66 | 7 | 5 | 0 |
| 81. Michigan | 27 | 585 | 0 | 21.67 | 7 | 5 | 0 |
| 82. East Caro. | 21 | 456 | 1 | 21.71 | 5 | 6 | 0 |
| 83. Northwestern | 50 | 1,088 | 3 | 21.76 | 7 | 5 | 0 |
| 84. Louisville | 77 | 1,676 | 2 | 21.77 | 9 | 3 | 0 |
| 85. Kentucky | 29 | 641 | 0 | 22.10 | 3 | 8 | 0 |
| 86. La.-Monroe | 19 | 420 | 0 | 22.11 | 5 | 6 | 0 |
| 87. Central Mich. | 40 | 886 | 0 | 22.15 | 6 | 5 | 0 |
| 88. Clemson | 40 | 897 | 0 | 22.43 | 8 | 4 | 0 |
| 89. Troy | 31 | 697 | 0 | 22.48 | 4 | 7 | 0 |
| 90. Brigham Young | 39 | 878 | 1 | 22.51 | 6 | 6 | 0 |
| 91. Oregon | 61 | 1,374 | 0 | 22.52 | 10 | 2 | 0 |
| 92. Purdue | 25 | 566 | 0 | 22.64 | 5 | 6 | 0 |
| 93. La.-Lafayette | 43 | 976 | 0 | 22.70 | 6 | 5 | 0 |
| 94. Indiana | 27 | 613 | 1 | 22.70 | 4 | 7 | 0 |
| 95. Vanderbilt | 38 | 864 | 0 | 22.74 | 5 | 6 | 0 |
| 96. Syracuse | 26 | 592 | 0 | 22.77 | 1 | 10 | 0 |
| 97. Ball St. | 36 | 828 | 2 | 23.00 | 4 | 7 | 0 |
| 98. Oregon St. | 52 | 1,198 | 1 | 23.04 | 5 | 6 | 0 |
| 99. Tulane | 38 | 877 | 2 | 23.08 | 2 | 9 | 0 |
| 100. Colorado | 24 | 559 | 0 | 23.29 | 7 | 6 | 0 |
| 101. Wake Forest | 37 | 863 | 0 | 23.32 | 4 | 7 | 0 |
| 102. Missouri | 46 | 1,086 | 0 | 23.61 | 7 | 5 | 0 |
| 103. Georgia Tech | 35 | 830 | 0 | 23.71 | 7 | 5 | 0 |
| 104. Rutgers | 51 | 1,212 | 0 | 23.76 | 7 | 5 | 0 |
| 105. Utah | 52 | 1,236 | 1 | 23.77 | 7 | 5 | 0 |

STATISTICAL LEADERS

| Rank, Team | Ret | KOR Yds | TD | Yds/Ret | W | L | T | Rank, Team | Ret | KOR Yds | TD | Yds/Ret | W | L | T |
|---------------------|-----|---------|----|---------|---|----|---|---------------------|-----|---------|----|---------|---|----|---|
| 106. Akron | 41 | 978 | 0 | 23.85 | 7 | 6 | 0 | 113. South Carolina | 29 | 726 | 1 | 25.03 | 7 | 5 | 0 |
| 107. North Carolina | 29 | 696 | 0 | 24.00 | 5 | 6 | 0 | 114. Idaho | 36 | 920 | 0 | 25.56 | 2 | 9 | 0 |
| 108. New Mexico | 31 | 745 | 0 | 24.03 | 6 | 5 | 0 | 115. Temple | 14 | 368 | 0 | 26.29 | 0 | 11 | 0 |
| 109. Memphis | 24 | 578 | 0 | 24.08 | 7 | 5 | 0 | 116. Washington | 28 | 771 | 0 | 27.54 | 2 | 9 | 0 |
| 110. Cincinnati | 26 | 627 | 0 | 24.12 | 4 | 7 | 0 | 117. Illinois | 14 | 449 | 1 | 32.07 | 2 | 9 | 0 |
| 111. Rice | 35 | 858 | 1 | 24.51 | 1 | 10 | 0 | * Florida Int'l. | 32 | 693 | 0 | 21.66 | 5 | 6 | 0 |
| 112. Utah St. | 31 | 760 | 0 | 24.52 | 3 | 8 | 0 | * Fla. Atlantic | 29 | 687 | 0 | 23.69 | 2 | 9 | 0 |

Portland State Sports Information



Joe Rubin, Portland State

2005 Division I-AA Individual Leaders

(Players must have played in a minimum of 75 percent of team's games; *Team was a Division I-AA provisional member in 2005)

Rushing

| Rank, Player | Pos | Cl. | G | Att. | Net | TD | Avg. | Yds/Gm |
|---------------------------------------|-----|-----|----|------|-------|----|------|--------|
| 1. Nick Hartigan, Brown | RB | SR | 10 | 314 | 1,727 | 20 | 5.50 | 172.70 |
| 2. Scott Phaydavong, Drake | RB | SO | 10 | 204 | 1,550 | 8 | 7.60 | 155.00 |
| 3. Joe Rubin, Portland St. | RB | SR | 11 | 345 | 1,702 | 17 | 4.93 | 154.73 |
| 4. James Noble, Cal Poly | RB | FR | 11 | 223 | 1,578 | 16 | 7.08 | 143.45 |
| 5. Jermaine Austin, Ga. Southern | RB | SR | 12 | 233 | 1,546 | 14 | 6.64 | 128.83 |
| 6. Donald Chapman, Tenn.-Martin | RB | SO | 11 | 302 | 1,396 | 16 | 4.62 | 126.91 |
| 7. Jeremy McCoy, Alcorn St. | RB | JR | 9 | 185 | 1,129 | 5 | 6.10 | 125.44 |
| 8. Jordan Scott, Colgate | RB | FR | 11 | 320 | 1,364 | 10 | 4.26 | 124.00 |
| 9. Jeff Horton, Valparaiso | RB | JR | 11 | 257 | 1,358 | 10 | 5.28 | 123.45 |
| 10. Jayson Foster, Ga. Southern | QB | SO | 12 | 239 | 1,481 | 21 | 6.20 | 123.42 |
| 11. Clay Green, Jacksonville St. | RB | JR | 11 | 223 | 1,352 | 11 | 6.06 | 122.91 |
| 12. Arkee Whitlock, Southern Ill. | RB | JR | 12 | 270 | 1,457 | 14 | 5.40 | 121.42 |
| 13. Clifton Dawson, Harvard | RB | JR | 10 | 258 | 1,139 | 11 | 4.41 | 113.90 |
| 14. Ed Pricolo, Sacred Heart | RB | SR | 10 | 222 | 1,133 | 14 | 5.10 | 113.30 |
| 15. Joe Casey, Rhode Island | RB | FR | 11 | 235 | 1,245 | 8 | 5.30 | 113.18 |
| 16. Eldra Buckley, Chattanooga | RB | JR | 11 | 217 | 1,233 | 11 | 5.68 | 112.09 |
| 17. Rashard Pompey, Florida A&M | RB | SR | 10 | 194 | 1,107 | 7 | 5.71 | 110.70 |
| 18. Alonzo Coleman, Hampton | RB | JR | 12 | 204 | 1,326 | 19 | 6.50 | 110.50 |
| 19. Lex Hilliard, Montana | RB | JR | 12 | 249 | 1,322 | 12 | 5.31 | 110.17 |
| 20. Omar Cuff, Delaware | RB | SO | 11 | 249 | 1,205 | 14 | 4.84 | 109.55 |
| 21. Luke Siwula, Cornell | RB | SO | 10 | 252 | 1,086 | 8 | 4.31 | 108.60 |
| 22. Lerron Moore, Western Ky. | RB | SR | 10 | 174 | 1,037 | 10 | 5.96 | 103.70 |
| 23. Deshawn Baker, South Carolina St. | RB | JR | 10 | 204 | 1,029 | 10 | 5.04 | 102.90 |
| 24. Ryan Kuhn, Cornell | QB | SR | 10 | 199 | 1,000 | 12 | 5.03 | 100.00 |
| 25. Marcus Mason, Youngstown St. | RB | JR | 9 | 176 | 892 | 8 | 5.07 | 99.11 |
| 26. Steve Baylark, Massachusetts | RB | SR | 11 | 255 | 1,057 | 9 | 4.15 | 96.09 |
| 27. Todd Harris, St. Francis (Pa.) | RB | JR | 11 | 204 | 1,052 | 7 | 5.16 | 95.64 |
| 27. Travis Glasford, Western Ill. | RB | SR | 11 | 219 | 1,052 | 12 | 4.80 | 95.64 |
| 29. Kevin Richardson, Appalachian St. | RB | SO | 15 | 266 | 1,433 | 19 | 5.39 | 95.53 |
| 30. Vincent Webb, Eastern Ill. | RB | JR | 12 | 262 | 1,129 | 15 | 4.31 | 94.08 |
| 31. Brent Wilson, Texas Southern | RB | SO | 11 | 203 | 1,032 | 10 | 5.08 | 93.82 |
| 32. James Prydatko, Fordham | RB | SR | 11 | 233 | 1,022 | 5 | 4.39 | 92.91 |
| 33. Obozua Ehikioya, Marist | RB | SO | 11 | 238 | 1,020 | 17 | 4.29 | 92.73 |
| 34. Steve Silva, Holy Cross | RB | SR | 10 | 188 | 912 | 11 | 4.85 | 91.20 |
| 35. Maurice Murray, Northeastern | RB | SO | 11 | 222 | 998 | 10 | 4.50 | 90.73 |
| 36. Keldrick Williams, Alabama St. | RB | SR | 11 | 181 | 971 | 8 | 5.36 | 88.27 |
| 37. Chris Fletcher, Austin Peay | RB | SO | 11 | 201 | 970 | 7 | 4.83 | 88.18 |
| 38. Ardell Daniels, Hampton | RB | SR | 12 | 192 | 1,044 | 9 | 5.44 | 87.00 |
| 39. Elijah Brooks, William & Mary | RB | JR | 11 | 207 | 947 | 9 | 4.57 | 86.09 |
| 40. JT Rogan, San Diego | RB | FR | 11 | 184 | 944 | 7 | 5.13 | 85.82 |
| 41. Alvin Banks, James Madison | RB | JR | 11 | 169 | 940 | 9 | 5.56 | 85.45 |
| 42. Mark Dunn, Eastern Ky. | RB | SO | 11 | 213 | 939 | 14 | 4.41 | 85.36 |
| 43. Ryan Mole, Sacramento St. | RB | SO | 9 | 171 | 768 | 2 | 4.49 | 85.33 |
| 44. Nick Williams, Towson | RB | SO | 11 | 192 | 911 | 7 | 4.74 | 82.82 |
| 45. Jonathan Hurt, Lafayette | RB | JR | 12 | 197 | 985 | 13 | 5.00 | 82.08 |
| 46. Terrell Johnson, Norfolk St. | RB | SR | 10 | 147 | 817 | 8 | 5.56 | 81.70 |
| 47. Rodney Roy, Delaware St. | RB | SR | 11 | 226 | 885 | 8 | 3.92 | 80.45 |
| 48. Davon Vinson, Northwestern St. | QB | SR | 9 | 122 | 721 | 5 | 5.91 | 80.11 |
| 49. Pierre Rembert, Illinois St. | RB | JR | 10 | 145 | 801 | 12 | 5.52 | 80.10 |
| 49. Sean Mayers, St. Peter's | RB | SR | 10 | 193 | 801 | 5 | 4.15 | 80.10 |
| 51. Reggie Hall, Elon | RB | SO | 10 | 195 | 796 | 6 | 4.08 | 79.60 |
| 52. Nuru Goodrum, Citadel | RB | JR | 10 | 177 | 794 | 7 | 4.49 | 79.40 |
| 53. Javarris Williams, Tennessee St. | DB | SR | 11 | 202 | 872 | 4 | 4.32 | 79.27 |
| 54. John McCoy, New Hampshire | RB | SR | 12 | 176 | 942 | 7 | 5.35 | 78.50 |
| 55. Eric Rath, Lehigh | RB | SR | 11 | 189 | 857 | 17 | 4.53 | 77.91 |
| 56. Montell Owens, Maine | RB | SR | 10 | 184 | 779 | 9 | 4.23 | 77.90 |
| 57. Arnell Fontenot, Prairie View | RB | SO | 11 | 180 | 849 | 8 | 4.72 | 77.18 |
| 58. Zach Hall, Weber St. | RB | JR | 11 | 188 | 848 | 9 | 4.51 | 77.09 |
| 59. Keon Coleman, Howard | RB | SR | 10 | 141 | 770 | 3 | 5.46 | 77.00 |
| 60. Chad Cook, Murray St. | RB | JR | 9 | 141 | 692 | 4 | 4.91 | 76.89 |
| 61. Dante Ross, Bucknell | DB | SR | 11 | 208 | 845 | 9 | 4.06 | 76.82 |
| 62. David Horne, UNI | RB | SR | 15 | 241 | 1,141 | 17 | 4.73 | 76.07 |
| 63. Darius Fudge, Western Caro. | RB | JR | 9 | 124 | 680 | 2 | 5.48 | 75.56 |
| 64. Barrick Nealy, Texas St. | QB | SR | 14 | 159 | 1,057 | 13 | 6.65 | 75.50 |
| 65. Lee Baker, Missouri St. | RB | SR | 10 | 157 | 755 | 2 | 4.81 | 75.50 |

| Rank | Player | Pos | Cl. | G | Att. | Net | TD | Avg. | Yds/Gm |
|------|---------------------------------------|-----|-----|----|------|-------|----|------|--------|
| 66. | Devin Wilson, Robert Morris..... | RB | SR | 10 | 176 | 743 | 9 | 4.22 | 74.30 |
| 67. | Terry Crenshaw, Hofstra..... | RB | JR | 11 | 149 | 817 | 6 | 5.48 | 74.27 |
| 68. | Ab Kuan, Grambling..... | RB | SR | 12 | 175 | 891 | 9 | 5.09 | 74.25 |
| 69. | Chadrick Cone, Savannah St. | RB | JR | 11 | 168 | 814 | 6 | 4.85 | 74.00 |
| 70. | Jayson Davis, Rhode Island..... | QB | SR | 10 | 168 | 740 | 11 | 4.40 | 74.00 |
| 71. | Ryan Cole, Eastern Wash. | RB | JR | 12 | 212 | 879 | 14 | 4.15 | 73.25 |
| 72. | Andre Forte, Indiana St. | RB | SR | 11 | 173 | 802 | 4 | 4.64 | 72.91 |
| 73. | Jo Jo Freeman, Central Conn. St. | RB | SO | 11 | 162 | 801 | 7 | 4.94 | 72.82 |
| 74. | Martin Gibson, Villanova..... | RB | SR | 11 | 156 | 796 | 5 | 5.10 | 72.36 |
| 75. | Jerry Brant, Jacksonville..... | RB | JR | 6 | 108 | 434 | 0 | 4.02 | 72.33 |
| 76. | Josh Barnett, Idaho St. | RB | SO | 11 | 161 | 793 | 4 | 4.93 | 72.09 |
| 77. | Joseph Tobias, Nicholls St. | RB | JR | 10 | 109 | 718 | 7 | 6.59 | 71.80 |
| 78. | Broderick Cole, Nicholls St. | RB | SO | 10 | 156 | 717 | 13 | 4.60 | 71.70 |
| 79. | Mickey Dean, Ark.-Pine Bluff..... | RB | FR | 10 | 127 | 712 | 11 | 5.61 | 71.20 |
| 80. | Ken Cornist, Idaho St. | RB | FR | 11 | 175 | 783 | 14 | 4.47 | 71.18 |
| 81. | Louie Runnels, Stephen F. Austin..... | RB | SO | 11 | 168 | 779 | 7 | 4.64 | 70.82 |
| 82. | Maurice Fenner, James Madison..... | RB | JR | 10 | 118 | 708 | 9 | 6.00 | 70.80 |
| 83. | Jimmie Russell, Bethune-Cookman..... | QB | SO | 10 | 173 | 701 | 10 | 4.05 | 70.10 |
| 84. | Billy Nardini, Butler..... | RB | JR | 11 | 188 | 763 | 4 | 4.06 | 69.36 |
| 85. | Yale Vannoy, Nicholls St. | QB | SR | 10 | 117 | 693 | 4 | 5.92 | 69.30 |
| 86. | Mike McLeod, Yale..... | RB | FR | 10 | 193 | 689 | 6 | 3.57 | 68.90 |
| 87. | Nic Luke, Alabama A&M..... | RB | JR | 12 | 161 | 819 | 8 | 5.09 | 68.25 |
| 88. | Jerome Felton, Furman..... | RB | SO | 14 | 182 | 940 | 18 | 5.16 | 67.14 |
| 89. | Daryl Jones, Norfolk St. | RB | SO | 11 | 146 | 734 | 7 | 5.03 | 66.73 |
| 90. | Andre Copeland, Charleston So. | RB | FR | 11 | 158 | 721 | 7 | 4.56 | 65.55 |
| 91. | Robert Randolph, Alabama St. | RB | SR | 11 | 115 | 709 | 3 | 6.17 | 64.45 |
| 92. | Marcus Slayton, Georgetown..... | RB | SR | 11 | 160 | 701 | 3 | 4.38 | 63.73 |
| 93. | Stacy Tutt, Richmond..... | QB | SR | 13 | 175 | 828 | 12 | 4.73 | 63.69 |
| 94. | Tim Holloman, Southeast Mo. St. | RB | FR | 10 | 132 | 628 | 8 | 4.76 | 62.80 |
| 95. | Gabriel Jackson, Wofford..... | RB | SR | 10 | 98 | 627 | 3 | 6.40 | 62.70 |
| 96. | Rob Williams, Stony Brook..... | RB | SR | 11 | 168 | 688 | 4 | 4.10 | 62.55 |
| 97. | Richie Williams, Appalachian St. | QB | SR | 15 | 164 | 936 | 5 | 5.71 | 62.40 |
| 98. | Jonathon Hubbard, Davidson..... | RB | JR | 8 | 126 | 497 | 2 | 3.94 | 62.13 |
| 99. | David Kennebrew, Jackson St. | RB | JR | 11 | 135 | 677 | 9 | 5.01 | 61.55 |
| 100. | Rob Tresco, Princeton..... | RB | SO | 10 | 142 | 611 | 4 | 4.30 | 61.10 |
| * | Andre Wilson, Northern Colo. | RB | JR | 9 | 206 | 1,034 | 6 | 5.02 | 114.89 |
| * | Kyle Steffes, North Dakota St. | RB | JR | 11 | 242 | 1,071 | 14 | 4.43 | 97.36 |
| * | Cory Koenig, South Dakota St. | RB | SO | 11 | 167 | 987 | 8 | 5.91 | 89.73 |
| * | Anthony Watson, South Dakota St. | RB | JR | 11 | 116 | 908 | 10 | 7.83 | 82.55 |

STATISTICAL LEADERS

Passing Efficiency

| Rank | Player | Pos | Cl. | G | Att | Comp | CPct | Int | IPct | Yds | Yds/Att | TD | TDPct | Rating |
|------|--|-----|-----|----|-----|------|-------|-----|------|-------|---------|----|-------|--------|
| 1. | Bruce Eugene, Grambling..... | QB | SR | 12 | 456 | 254 | 55.70 | 6 | 1.32 | 4,360 | 9.56 | 56 | 12.28 | 173.9 |
| 2. | Josh Johnson, San Diego..... | QB | SO | 12 | 371 | 260 | 70.08 | 8 | 2.16 | 3,256 | 8.78 | 36 | 9.70 | 171.5 |
| 3. | Ricky Santos, New Hampshire..... | QB | SO | 13 | 429 | 301 | 70.16 | 9 | 2.10 | 3,797 | 8.85 | 39 | 9.09 | 170.3 |
| 4. | Erik Meyer, Eastern Wash. | QB | SR | 12 | 410 | 269 | 65.61 | 5 | 1.22 | 4,003 | 9.76 | 30 | 7.32 | 169.3 |
| 5. | Eric Sanders, UNI..... | QB | SO | 13 | 312 | 213 | 68.27 | 5 | 1.60 | 2,929 | 9.39 | 23 | 7.37 | 168.2 |
| 6. | Tarvaris Jackson, Alabama St. | QB | SR | 11 | 320 | 195 | 60.94 | 5 | 1.56 | 2,940 | 9.19 | 29 | 9.06 | 164.9 |
| 7. | Kevin Hoyng, Dayton..... | QB | JR | 10 | 193 | 114 | 59.07 | 5 | 2.59 | 1,989 | 10.31 | 14 | 7.25 | 164.4 |
| 8. | Justin Rascati, James Madison..... | QB | JR | 11 | 214 | 149 | 69.63 | 5 | 2.34 | 1,822 | 8.51 | 17 | 7.94 | 162.7 |
| 9. | Connor Jostes, Drake..... | QB | SR | 10 | 186 | 111 | 59.68 | 5 | 2.69 | 1,580 | 8.49 | 19 | 10.22 | 159.4 |
| 10. | Steve LaFalce, Western Ill. | QB | JR | 11 | 298 | 201 | 67.45 | 8 | 2.68 | 2,586 | 8.68 | 19 | 6.38 | 156.0 |
| 11. | Luke Drone, Illinois St. | QB | SO | 11 | 332 | 214 | 64.46 | 12 | 3.61 | 2,930 | 8.83 | 22 | 6.63 | 153.2 |
| 12. | Richie Williams, Appalachian St. | QB | SR | 15 | 338 | 211 | 62.43 | 4 | 1.18 | 2,809 | 8.31 | 20 | 5.92 | 149.4 |
| 13. | Joel Sambursky, Southern Ill. | QB | SR | 13 | 330 | 210 | 63.64 | 9 | 2.73 | 2,695 | 8.17 | 22 | 6.67 | 148.8 |
| 14. | Cleveland McCoy, South Carolina St. | QB | SR | 11 | 191 | 108 | 56.54 | 6 | 3.14 | 1,692 | 8.86 | 13 | 6.81 | 147.1 |
| 15. | Anton Clarkson, Hofstra..... | QB | JR | 10 | 361 | 238 | 65.93 | 10 | 2.77 | 3,020 | 8.37 | 18 | 4.99 | 147.1 |
| 16. | Jacob Phillips, William & Mary..... | QB | SO | 10 | 192 | 123 | 64.06 | 7 | 3.65 | 1,564 | 8.15 | 12 | 6.25 | 145.8 |
| 17. | Ingle Martin, Furman..... | QB | SR | 14 | 349 | 212 | 60.74 | 13 | 3.72 | 2,959 | 8.48 | 20 | 5.73 | 143.4 |
| 18. | Joseph Lewis, Southern U. | QB | JR | 9 | 342 | 217 | 63.45 | 7 | 2.05 | 2,496 | 7.30 | 19 | 5.56 | 139.0 |
| 19. | Justin Haddix, Western Ky. | QB | JR | 11 | 230 | 131 | 56.96 | 10 | 4.35 | 1,892 | 8.23 | 15 | 6.52 | 138.9 |
| 20. | Aries Nelson, Mississippi Val. | QB | JR | 11 | 350 | 200 | 57.14 | 9 | 2.57 | 2,942 | 8.41 | 17 | 4.86 | 138.6 |
| 21. | Barrick Nealy, Texas St. | QB | SR | 14 | 363 | 208 | 57.30 | 9 | 2.48 | 2,875 | 7.92 | 21 | 5.79 | 138.0 |
| 22. | Liam Coen, Massachusetts..... | QB | SO | 10 | 274 | 175 | 63.87 | 7 | 2.55 | 2,175 | 7.94 | 10 | 3.65 | 137.5 |
| 23. | Tom Zetts, Youngstown St. | QB | SO | 11 | 258 | 154 | 59.69 | 6 | 2.33 | 1,949 | 7.55 | 14 | 5.43 | 136.4 |
| 24. | Collin Drafts, Charleston So. | QB | JR | 11 | 356 | 217 | 60.96 | 9 | 2.53 | 2,594 | 7.29 | 20 | 5.62 | 135.6 |
| 25. | Sean Schaefer, Towson..... | QB | FR | 11 | 365 | 226 | 61.92 | 17 | 4.66 | 2,772 | 7.59 | 20 | 5.48 | 134.5 |
| 26. | Joseph DiGiacomo, Brown..... | QB | JR | 10 | 231 | 121 | 52.38 | 8 | 3.46 | 1,800 | 7.79 | 16 | 6.93 | 133.8 |
| 27. | Liam O'Hagan, Harvard..... | QB | SO | 10 | 262 | 157 | 59.92 | 13 | 4.96 | 2,005 | 7.65 | 15 | 5.73 | 133.2 |
| 28. | Anthony Doria, St. Francis (Pa.).... | QB | JR | 10 | 409 | 252 | 61.61 | 10 | 2.44 | 2,895 | 7.08 | 21 | 5.13 | 133.1 |
| 29. | Josh Dudash, Stony Brook..... | QB | SO | 11 | 291 | 171 | 58.76 | 11 | 3.78 | 2,112 | 7.26 | 18 | 6.19 | 132.6 |
| 30. | Stacy Tutt, Richmond..... | QB | SR | 13 | 297 | 170 | 57.24 | 9 | 3.03 | 2,219 | 7.47 | 16 | 5.39 | 131.7 |
| 31. | Josh Greco, Eastern Ky. | QB | SO | 11 | 387 | 222 | 57.36 | 19 | 4.91 | 2,861 | 7.39 | 25 | 6.46 | 131.0 |
| 32. | Brian Boland, Monmouth..... | QB | JR | 10 | 323 | 188 | 58.20 | 16 | 4.95 | 2,334 | 7.23 | 21 | 6.50 | 130.5 |
| 33. | Trey Willie, Southeastern La. | QB | SR | 10 | 404 | 241 | 59.65 | 10 | 2.48 | 2,777 | 6.87 | 22 | 5.45 | 130.4 |
| 34. | Brian Yost, Morehead St. | QB | SO | 12 | 275 | 156 | 56.73 | 14 | 5.09 | 2,053 | 7.47 | 17 | 6.18 | 129.7 |
| 35. | Tyler Arciaga, Sacred Heart..... | QB | JR | 10 | 321 | 182 | 56.70 | 12 | 3.74 | 2,394 | 7.46 | 17 | 5.30 | 129.3 |
| 36. | Frank Jankowski, Villanova..... | QB | SO | 11 | 421 | 261 | 62.00 | 17 | 4.04 | 3,058 | 7.26 | 18 | 4.28 | 129.0 |
| 37. | Jeff Mroz, Yale..... | QB | SR | 10 | 364 | 216 | 59.34 | 14 | 3.85 | 2,484 | 6.82 | 22 | 6.04 | 128.9 |

| Rank | Player | Pos | Cl. | G | Att | Comp | CPct | Int | IPct | Yds | Yds/Att | TD | TDPct | Rating |
|------|------------------------------------|-----|-----|----|-----|------|-------|-----|------|-------|---------|----|-------|--------|
| 38. | Scott Carroll, Missouri St. | QB | SO | 10 | 197 | 119 | 60.41 | 8 | 4.06 | 1,425 | 7.23 | 9 | 4.57 | 128.1 |
| 39. | John Sciarra, Wagner | QB | SR | 11 | 469 | 266 | 56.72 | 15 | 3.20 | 3,321 | 7.08 | 26 | 5.54 | 128.1 |
| 40. | James Luft, Marist | QB | SR | 11 | 292 | 163 | 55.82 | 15 | 5.14 | 2,232 | 7.64 | 16 | 5.48 | 127.8 |
| 41. | Drew Geyer, Robert Morris | QB | SR | 9 | 208 | 108 | 51.92 | 8 | 3.85 | 1,468 | 7.06 | 15 | 7.21 | 127.3 |
| 42. | Nick Roberts, Gardner-Webb | QB | SR | 11 | 308 | 195 | 63.31 | 16 | 5.19 | 2,094 | 6.80 | 16 | 5.19 | 127.2 |
| 43. | Sedale Threatt, Lehigh | QB | SO | 10 | 156 | 81 | 51.92 | 4 | 2.56 | 1,015 | 6.51 | 12 | 7.69 | 126.8 |
| 44. | Kelcy Luke, Alabama A&M | QB | SO | 12 | 277 | 156 | 56.32 | 9 | 3.25 | 2,012 | 7.26 | 13 | 4.69 | 126.3 |
| 45. | Ian Pizarro, Weber St. | QB | JR | 11 | 313 | 161 | 51.44 | 11 | 3.51 | 2,357 | 7.53 | 17 | 5.43 | 125.6 |
| 46. | Brad Maurer, Lafayette | QB | JR | 11 | 223 | 129 | 57.85 | 5 | 2.24 | 1,562 | 7.00 | 9 | 4.04 | 125.5 |
| 47. | Travis Lulay, Montana St. | QB | SR | 11 | 388 | 223 | 57.47 | 10 | 2.58 | 2,629 | 6.78 | 17 | 4.38 | 123.7 |
| 48. | Michael Jump, La Salle | QB | SO | 10 | 372 | 199 | 53.49 | 16 | 4.30 | 2,607 | 7.01 | 22 | 5.91 | 123.3 |
| 49. | Scott Bonnono, St. Peter's | QB | SO | 10 | 359 | 225 | 62.67 | 17 | 4.74 | 2,303 | 6.42 | 16 | 4.46 | 121.8 |
| 50. | Phillip Daugherty, Sam Houston St. | QB | SO | 9 | 183 | 106 | 57.92 | 6 | 3.28 | 1,196 | 6.54 | 8 | 4.37 | 120.7 |
| 51. | John O'Neil, Holy Cross | QB | SR | 11 | 336 | 187 | 55.65 | 7 | 2.08 | 2,074 | 6.17 | 17 | 5.06 | 120.0 |
| 52. | Mike Donato, Eastern Ill. | QB | SO | 12 | 254 | 145 | 57.09 | 9 | 3.54 | 1,747 | 6.88 | 9 | 3.54 | 119.5 |
| 53. | Jonathan Wilson, VMI | QB | JR | 11 | 295 | 184 | 62.37 | 11 | 3.73 | 1,861 | 6.31 | 10 | 3.39 | 119.1 |
| 54. | Garrett Williams, Savannah St. | QB | FR | 10 | 331 | 180 | 54.38 | 10 | 3.02 | 2,176 | 6.57 | 15 | 4.53 | 118.5 |
| 55. | Tyler Thigpen, Coastal Caro. | QB | JR | 11 | 246 | 133 | 54.07 | 6 | 2.44 | 1,589 | 6.46 | 11 | 4.47 | 118.2 |
| 56. | Sawyer Smith, Portland St. | QB | JR | 10 | 272 | 149 | 54.78 | 9 | 3.31 | 1,709 | 6.28 | 14 | 5.15 | 117.9 |
| 57. | Brady Wahlberg, Tenn.-Martin | QB | SR | 10 | 266 | 168 | 63.16 | 15 | 5.64 | 1,693 | 6.36 | 10 | 3.76 | 117.7 |
| 58. | Ron Whitcomb, Maine | QB | JR | 11 | 357 | 205 | 57.42 | 13 | 3.64 | 2,219 | 6.22 | 16 | 4.48 | 117.1 |
| 59. | Mike Haley, Southeast Mo. St. | QB | SR | 11 | 315 | 177 | 56.19 | 15 | 4.76 | 2,073 | 6.58 | 14 | 4.44 | 116.6 |
| 60. | Maurice Mullins, Jacksonville St. | QB | SR | 11 | 202 | 107 | 52.97 | 5 | 2.48 | 1,372 | 6.79 | 7 | 3.47 | 116.5 |
| 61. | Sonny Riccio, Delaware | QB | SR | 11 | 316 | 175 | 55.38 | 5 | 1.58 | 1,869 | 5.91 | 13 | 4.11 | 115.5 |
| 62. | Brock Farrel, Liberty | QB | SR | 9 | 190 | 109 | 57.37 | 7 | 3.68 | 1,322 | 6.96 | 4 | 2.11 | 115.4 |
| 63. | Marshall Glenn, N.C. A&T | QB | SR | 9 | 163 | 91 | 55.83 | 4 | 2.45 | 1,090 | 6.69 | 4 | 2.45 | 115.2 |
| 64. | Ryan Alexander, Davidson | QB | SO | 10 | 300 | 152 | 50.67 | 12 | 4.00 | 1,991 | 6.64 | 15 | 5.00 | 114.9 |
| 65. | Jeff Terrell, Princeton | QB | JR | 10 | 253 | 139 | 54.94 | 13 | 5.14 | 1,721 | 6.80 | 10 | 3.95 | 114.8 |
| 66. | Brandon Brooks, Norfolk St. | QB | SR | 11 | 239 | 110 | 46.03 | 6 | 2.51 | 1,626 | 6.80 | 12 | 5.02 | 114.7 |
| 67. | Joshua Cohen, Dartmouth | QB | FR | 8 | 234 | 137 | 58.55 | 12 | 5.13 | 1,529 | 6.53 | 8 | 3.42 | 114.5 |
| 68. | Blayne Baggett, Indiana St. | QB | SR | 11 | 473 | 284 | 60.04 | 13 | 2.75 | 2,741 | 5.79 | 15 | 3.17 | 113.7 |
| 69. | Jefferson Adcock, Samford | QB | JR | 11 | 366 | 189 | 51.64 | 16 | 4.37 | 2,338 | 6.39 | 18 | 4.92 | 112.8 |
| 70. | Stephen Britton, Tennessee Tech | QB | SO | 10 | 228 | 124 | 54.39 | 14 | 6.14 | 1,514 | 6.64 | 10 | 4.39 | 112.4 |
| 71. | Tony Hobson, Alcorn St. | QB | FR | 11 | 201 | 94 | 46.77 | 14 | 6.97 | 1,491 | 7.42 | 10 | 4.98 | 111.6 |
| 72. | Matt Hagler, Idaho St. | QB | SO | 10 | 273 | 153 | 56.04 | 14 | 5.13 | 1,820 | 6.67 | 8 | 2.93 | 111.5 |
| 73. | Pat McDermott, Penn. | QB | SR | 9 | 261 | 136 | 52.11 | 12 | 4.60 | 1,621 | 6.21 | 12 | 4.60 | 110.3 |
| 74. | Zeke Dixon, Stephen F. Austin | QB | SR | 10 | 390 | 179 | 45.90 | 9 | 2.31 | 2,407 | 6.17 | 20 | 5.13 | 110.0 |
| 75. | Richard Hartman, Tennessee St. | QB | JR | 11 | 204 | 117 | 57.35 | 8 | 3.92 | 1,300 | 6.37 | 4 | 1.96 | 109.5 |
| 76. | Mike Saraceno, Colgate | QB | JR | 11 | 315 | 161 | 51.11 | 19 | 6.03 | 2,065 | 6.56 | 12 | 3.81 | 106.7 |
| 77. | Craig Hormann, Columbia | QB | SO | 10 | 260 | 145 | 55.77 | 8 | 3.08 | 1,481 | 5.70 | 7 | 2.69 | 106.3 |
| 78. | Anthony Orio, Northeastern | QB | FR | 10 | 191 | 94 | 49.21 | 9 | 4.71 | 1,198 | 6.27 | 8 | 4.19 | 106.3 |
| 79. | Vashon Winton, Delaware St. | QB | FR | 11 | 253 | 134 | 52.96 | 9 | 3.56 | 1,489 | 5.89 | 8 | 3.16 | 105.7 |
| 80. | Justin Clark, Western Caro. | QB | JR | 9 | 214 | 120 | 56.07 | 8 | 3.74 | 1,253 | 5.86 | 5 | 2.34 | 105.5 |
| 81. | Steve Haren, Jackson St. | QB | SR | 9 | 192 | 104 | 54.17 | 9 | 4.69 | 1,181 | 6.15 | 5 | 2.60 | 105.1 |
| 82. | Dustin Croick, Iona | QB | JR | 8 | 149 | 70 | 46.98 | 1 | .67 | 810 | 5.44 | 6 | 4.03 | 104.6 |
| 83. | Ryan Kuhn, Cornell | QB | SR | 10 | 179 | 96 | 53.63 | 7 | 3.91 | 1,008 | 5.63 | 6 | 3.35 | 104.2 |
| 84. | Cole Bergquist, Montana | QB | FR | 12 | 246 | 133 | 54.07 | 6 | 2.44 | 1,275 | 5.18 | 8 | 3.25 | 103.5 |
| 85. | Nick Cangelosi, Georgetown | QB | JR | 10 | 181 | 87 | 48.07 | 6 | 3.31 | 1,058 | 5.85 | 7 | 3.87 | 103.3 |
| 86. | John Pierce, Ark.-Pine Bluff | QB | SR | 9 | 171 | 81 | 47.37 | 8 | 4.68 | 1,089 | 6.37 | 6 | 3.51 | 103.1 |
| 87. | Jason Murrietta, Northern Ariz. | QB | JR | 11 | 349 | 179 | 51.29 | 16 | 4.58 | 1,932 | 5.54 | 15 | 4.30 | 102.8 |
| 88. | Ryan Doerffler, Valparaiso | QB | SO | 10 | 242 | 128 | 52.89 | 14 | 5.79 | 1,408 | 5.82 | 9 | 3.72 | 102.5 |
| 89. | Antonio Miller, Chattanooga | QB | SO | 11 | 212 | 127 | 59.91 | 14 | 6.60 | 1,234 | 5.82 | 3 | 1.42 | 100.3 |
| 90. | Davon Vinson, Northwestern St. | QB | SR | 9 | 183 | 92 | 50.27 | 12 | 6.56 | 1,091 | 5.96 | 7 | 3.83 | 99.9 |
| 91. | Ronald Venters, Howard | QB | SR | 10 | 218 | 100 | 45.87 | 9 | 4.13 | 1,247 | 5.72 | 9 | 4.13 | 99.3 |
| 92. | Kye Hamilton, Elon | QB | SO | 11 | 262 | 140 | 53.44 | 7 | 2.67 | 1,357 | 5.18 | 6 | 2.29 | 99.2 |
| 93. | Michael Hill, Prairie View | QB | SR | 11 | 192 | 93 | 48.44 | 6 | 3.13 | 930 | 4.84 | 9 | 4.69 | 98.3 |
| 94. | Ryne Salyer, Murray St. | QB | SO | 11 | 194 | 97 | 50.00 | 13 | 6.70 | 1,062 | 5.47 | 8 | 4.12 | 96.2 |
| 95. | Byron Selby, Morgan St. | QB | SO | 11 | 354 | 164 | 46.33 | 13 | 3.67 | 2,023 | 5.71 | 9 | 2.54 | 95.4 |
| 96. | Derrick Daniels, Fordham | QB | JR | 11 | 234 | 114 | 48.72 | 12 | 5.13 | 1,176 | 5.03 | 6 | 2.56 | 89.1 |
| 97. | Brett Hall, Albany (N.Y.) | QB | JR | 9 | 152 | 75 | 49.34 | 7 | 4.61 | 739 | 4.86 | 3 | 1.97 | 87.5 |
| 98. | Jesse Kellogg, Austin Peay | QB | SR | 11 | 251 | 118 | 47.01 | 12 | 4.78 | 1,082 | 4.31 | 5 | 1.99 | 80.2 |
| 99. | Wes Marshall, Southern Utah | RB | SO | 9 | 199 | 80 | 40.20 | 8 | 4.02 | 927 | 4.66 | 4 | 2.01 | 77.9 |
| * | Nick Hager, Northern Colo. | QB | SR | 9 | 225 | 120 | 53.33 | 11 | 4.89 | 1,665 | 7.40 | 17 | 7.56 | 130.6 |
| * | Steve Walker, North Dakota St. | QB | SO | 11 | 245 | 136 | 55.51 | 7 | 2.86 | 1,781 | 7.27 | 14 | 5.71 | 129.7 |
| * | Jon Grant, UC Davis | QB | JR | 11 | 450 | 259 | 57.56 | 14 | 3.11 | 2,873 | 6.38 | 13 | 2.89 | 114.5 |
| * | Andy Kardoes, South Dakota St. | QB | JR | 9 | 158 | 73 | 46.20 | 8 | 5.06 | 851 | 5.39 | 6 | 3.80 | 93.9 |

Total Offense

| Rank | Player | Pos | Cl. | G | Rush | Gn | Loss | Net | Patt | Pyds | Plays | Total Yds | Yds/Pl | Yds/Gm |
|------|----------------------------------|-----|-----|----|------|-----|------|-----|------|-------|-------|-----------|--------|--------|
| 1. | Bruce Eugene, Grambling | QB | SR | 12 | 80 | 331 | 174 | 157 | 456 | 4,360 | 536 | 4,517 | 8.43 | 376.4 |
| 2. | Erik Meyer, Eastern Wash. | QB | SR | 12 | 92 | 495 | 274 | 221 | 410 | 4,003 | 502 | 4,224 | 8.41 | 352.0 |
| 3. | Ricky Santos, New Hampshire | QB | SO | 13 | 119 | 658 | 159 | 499 | 429 | 3,797 | 548 | 4,296 | 7.84 | 330.5 |
| 4. | Trey Willie, Southeastern La. | QB | SR | 10 | 133 | 687 | 238 | 449 | 404 | 2,777 | 537 | 3,226 | 6.01 | 322.6 |
| 5. | Josh Johnson, San Diego | QB | SO | 12 | 86 | 454 | 75 | 379 | 371 | 3,256 | 457 | 3,635 | 7.95 | 302.9 |
| 6. | John Sciarra, Wagner | QB | SR | 11 | 58 | 132 | 151 | -19 | 469 | 3,321 | 527 | 3,302 | 6.27 | 300.2 |
| 7. | Anton Clarkson, Hofstra | QB | JR | 10 | 74 | 132 | 185 | -53 | 361 | 3,020 | 435 | 2,967 | 6.82 | 296.7 |
| 8. | Travis Lulay, Montana St. | QB | SR | 11 | 133 | 761 | 150 | 611 | 388 | 2,629 | 521 | 3,240 | 6.22 | 294.5 |
| 9. | Tarvaris Jackson, Alabama St. | QB | SR | 11 | 103 | 482 | 197 | 285 | 320 | 2,940 | 423 | 3,225 | 7.62 | 293.2 |
| 10. | Aries Nelson, Mississippi Val. | QB | JR | 11 | 113 | 472 | 218 | 254 | 350 | 2,942 | 463 | 3,196 | 6.90 | 290.5 |
| 11. | Anthony Doria, St. Francis (Pa.) | QB | JR | 10 | 61 | 91 | 121 | -30 | 409 | 2,895 | 470 | 2,865 | 6.10 | 286.5 |
| 12. | Joseph Lewis, Southern U. | QB | JR | 9 | 91 | 288 | 236 | 52 | 342 | 2,496 | 433 | 2,548 | 5.88 | 283.1 |

| Rank, Player | Pos | Cl. | G | Rush | Gn | Loss | Net | Patt | Pyds | Plays | Total Yds | Yds/Pl | Yds/Gm |
|---|-----|-----|----|------|-------|------|-------|------|-------|-------|-----------|--------|--------|
| 13. Barrick Nealy, Texas St. | QB | SR | 14 | 159 | 1,215 | 158 | 1,057 | 363 | 2,875 | 522 | 3,932 | 7.53 | 280.9 |
| 14. Luke Drone, Illinois St. | QB | SO | 11 | 72 | 271 | 145 | 126 | 332 | 2,930 | 404 | 3,056 | 7.56 | 277.8 |
| 15. Josh Greco, Eastern Ky. | QB | SO | 11 | 87 | 306 | 123 | 183 | 387 | 2,861 | 474 | 3,044 | 6.42 | 276.7 |
| 16. Frank Jankowski, Villanova | QB | SO | 11 | 54 | 82 | 192 | -110 | 421 | 3,058 | 475 | 2,948 | 6.21 | 268.0 |
| 17. Michael Jump, La Salle | QB | SO | 10 | 54 | 160 | 181 | -21 | 372 | 2,607 | 426 | 2,586 | 6.07 | 258.6 |
| 18. Blayne Baggett, Indiana St. | QB | SR | 11 | 74 | 265 | 192 | 73 | 473 | 2,741 | 547 | 2,814 | 5.14 | 255.8 |
| 19. Kevin Hoyng, Dayton | QB | JR | 10 | 114 | 716 | 158 | 558 | 193 | 1,989 | 307 | 2,547 | 8.30 | 254.7 |
| 20. Collin Drafts, Charleston So. | QB | JR | 11 | 122 | 370 | 192 | 178 | 356 | 2,594 | 478 | 2,772 | 5.80 | 252.0 |
| 21. Brian Boland, Monmouth | QB | JR | 10 | 47 | 285 | 101 | 184 | 323 | 2,334 | 370 | 2,518 | 6.81 | 251.8 |
| 22. Sean Schaefer, Towson | QB | FR | 11 | 65 | 185 | 199 | -14 | 365 | 2,772 | 430 | 2,758 | 6.41 | 250.7 |
| 23. Richie Williams, Appalachian St. | QB | JR | 15 | 164 | 1,012 | 76 | 936 | 338 | 2,809 | 502 | 3,745 | 7.46 | 249.7 |
| 24. Jefferson Adcock, Samford | QB | JR | 11 | 123 | 512 | 147 | 365 | 366 | 2,338 | 489 | 2,703 | 5.53 | 245.7 |
| 25. Jeff Mroz, Yale | QB | SR | 10 | 28 | 51 | 87 | -36 | 364 | 2,484 | 392 | 2,448 | 6.24 | 244.8 |
| 25. Liam O'Hagan, Harvard | QB | SO | 10 | 127 | 584 | 141 | 443 | 262 | 2,005 | 389 | 2,448 | 6.29 | 244.8 |
| 27. Steve LaFalce, Western Ill. | QB | JR | 11 | 109 | 387 | 313 | 74 | 298 | 2,586 | 407 | 2,660 | 6.54 | 241.8 |
| 28. Zeke Dixon, Stephen F. Austin | QB | SR | 10 | 22 | 27 | 67 | -40 | 390 | 2,407 | 412 | 2,367 | 5.75 | 236.7 |
| 29. Stacy Tutt, Richmond | QB | SR | 13 | 175 | 996 | 168 | 828 | 297 | 2,219 | 472 | 3,047 | 6.46 | 234.4 |
| 30. Eric Sanders, UNI | QB | SO | 13 | 88 | 316 | 237 | 79 | 312 | 2,929 | 400 | 3,008 | 7.52 | 231.4 |
| 31. Ingle Martin, Furman | QB | SR | 14 | 77 | 401 | 169 | 232 | 349 | 2,959 | 426 | 3,191 | 7.49 | 227.9 |
| 32. Nick Roberts, Gardner-Webb | QB | SR | 11 | 104 | 538 | 134 | 404 | 308 | 2,094 | 412 | 2,498 | 6.06 | 227.1 |
| 33. Byron Selby, Morgan St. | QB | SO | 11 | 131 | 685 | 219 | 466 | 354 | 2,023 | 485 | 2,489 | 5.13 | 226.3 |
| 34. Tyler Arciaga, Sacred Heart | QB | JR | 10 | 48 | 35 | 192 | -157 | 321 | 2,394 | 369 | 2,237 | 6.06 | 223.7 |
| 35. Scott Bonnono, St. Peter's | QB | SO | 10 | 31 | 64 | 135 | -71 | 359 | 2,303 | 390 | 2,232 | 5.72 | 223.2 |
| 36. James Luft, Marist | QB | SR | 11 | 73 | 351 | 164 | 187 | 292 | 2,232 | 365 | 2,419 | 6.63 | 219.9 |
| 37. Ian Pizarro, Weber St. | QB | JR | 11 | 65 | 245 | 189 | 56 | 313 | 2,357 | 378 | 2,413 | 6.38 | 219.4 |
| 38. Mike Saraceno, Colgate | QB | JR | 11 | 88 | 449 | 109 | 340 | 315 | 2,065 | 403 | 2,405 | 5.97 | 218.6 |
| 39. Brian Yost, Morehead St. | QB | SO | 12 | 145 | 740 | 176 | 564 | 275 | 2,053 | 420 | 2,617 | 6.23 | 218.1 |
| 40. Liam Coen, Massachusetts | QB | SO | 10 | 31 | 80 | 76 | 4 | 274 | 2,175 | 305 | 2,179 | 7.14 | 217.9 |
| 41. Brady Wahlberg, Tenn.-Martin | QB | SR | 10 | 136 | 617 | 142 | 475 | 266 | 1,693 | 402 | 2,168 | 5.39 | 216.8 |
| 42. Kelcy Luke, Alabama A&M | QB | SO | 12 | 128 | 678 | 129 | 549 | 277 | 2,012 | 405 | 2,561 | 6.32 | 213.4 |
| 43. Garrett Williams, Savannah St. | QB | FR | 10 | 84 | 239 | 285 | -46 | 331 | 2,176 | 415 | 2,130 | 5.13 | 213.0 |
| 44. Joel Sambursky, Southern Ill. | QB | SR | 13 | 87 | 277 | 252 | 25 | 330 | 2,695 | 417 | 2,720 | 6.52 | 209.2 |
| 45. Sonny Riccio, Delaware | QB | SR | 11 | 108 | 521 | 108 | 413 | 316 | 1,869 | 424 | 2,282 | 5.38 | 207.5 |
| 46. Jeff Terrell, Princeton | QB | JR | 10 | 85 | 390 | 69 | 321 | 253 | 1,721 | 338 | 2,042 | 6.04 | 204.2 |
| 47. Ron Whitcomb, Maine | QB | JR | 11 | 112 | 318 | 293 | 25 | 357 | 2,219 | 469 | 2,244 | 4.78 | 204.0 |
| 48. Josh Dudash, Stony Brook | QB | SO | 11 | 111 | 347 | 217 | 130 | 291 | 2,112 | 402 | 2,242 | 5.58 | 203.8 |
| 49. Ryan Alexander, Davidson | QB | SO | 10 | 47 | 164 | 124 | 40 | 300 | 1,991 | 347 | 2,031 | 5.85 | 203.1 |
| 50. Justin Haddix, Western Ky. | QB | JR | 11 | 113 | 491 | 163 | 328 | 230 | 1,892 | 343 | 2,220 | 6.47 | 201.8 |
| 51. John O'Neil, Holy Cross | QB | SR | 11 | 71 | 258 | 114 | 144 | 336 | 2,074 | 407 | 2,218 | 5.45 | 201.6 |
| 52. Davon Vinson, Northwestern St. | QB | SR | 9 | 122 | 795 | 74 | 721 | 183 | 1,091 | 305 | 1,812 | 5.94 | 201.3 |
| 53. Ryan Kuhn, Cornell | QB | SR | 10 | 199 | 1,167 | 167 | 1,000 | 179 | 1,008 | 378 | 2,008 | 5.31 | 200.8 |
| 54. Cleveland McCoy, South Carolina St. | QB | SR | 11 | 119 | 675 | 187 | 488 | 191 | 1,692 | 310 | 2,180 | 7.03 | 198.2 |
| 55. Jayson Foster, Ga. Southern | QB | SO | 12 | 239 | 1,587 | 106 | 1,481 | 62 | 842 | 301 | 2,323 | 7.72 | 193.6 |
| 56. Justin Rascati, James Madison | QB | JR | 11 | 78 | 408 | 102 | 306 | 214 | 1,822 | 292 | 2,128 | 7.29 | 193.5 |
| 57. Joseph DiGiacomo, Brown | QB | JR | 10 | 28 | 155 | 39 | 116 | 231 | 1,800 | 259 | 1,916 | 7.40 | 191.6 |
| 58. Tyler Thigpen, Coastal Caro. | QB | JR | 11 | 97 | 540 | 103 | 437 | 246 | 1,589 | 343 | 2,026 | 5.91 | 184.2 |
| 59. Pat McDermott, Penn. | QB | SR | 9 | 39 | 98 | 95 | 3 | 261 | 1,621 | 300 | 1,624 | 5.41 | 180.4 |
| 60. Mike Haley, Southeast Mo. St. | QB | SR | 11 | 37 | 40 | 143 | -103 | 315 | 2,073 | 352 | 1,970 | 5.60 | 179.1 |
| 61. Tom Zetts, Youngstown St. | QB | SO | 11 | 38 | 118 | 115 | 3 | 258 | 1,949 | 296 | 1,952 | 6.59 | 177.5 |
| 62. Jimmie Russell, Bethune-Cookman | QB | SO | 10 | 173 | 958 | 257 | 701 | 144 | 1,060 | 317 | 1,761 | 5.56 | 176.1 |
| 63. Matt Hagler, Idaho St. | QB | SO | 10 | 42 | 97 | 162 | -65 | 273 | 1,820 | 315 | 1,755 | 5.57 | 175.5 |
| 64. Jacob Phillips, William & Mary | QB | SO | 10 | 71 | 279 | 96 | 183 | 192 | 1,564 | 263 | 1,747 | 6.64 | 174.7 |
| 65. Nick Hartigan, Brown | RB | SR | 10 | 314 | 1,767 | 40 | 1,727 | 0 | 0 | 314 | 1,727 | 5.50 | 172.7 |
| 66. Sawyer Smith, Portland St. | QB | JR | 10 | 25 | 63 | 47 | 16 | 272 | 1,709 | 297 | 1,725 | 5.81 | 172.5 |
| 67. Jonathan Wilson, VMI | QB | JR | 11 | 91 | 242 | 236 | 6 | 295 | 1,861 | 386 | 1,867 | 4.84 | 169.7 |
| 68. Jayson Davis, Rhode Island | QB | SR | 10 | 168 | 931 | 191 | 740 | 127 | 957 | 295 | 1,697 | 5.75 | 169.7 |
| 69. Jason Murrietta, Northern Ariz. | QB | JR | 11 | 75 | 175 | 252 | -77 | 349 | 1,932 | 424 | 1,855 | 4.38 | 168.6 |
| 70. Brad Maurer, Lafayette | QB | JR | 11 | 97 | 359 | 88 | 271 | 223 | 1,562 | 320 | 1,833 | 5.73 | 166.6 |
| 71. Connor Jostes, Drake | QB | SR | 10 | 45 | 194 | 110 | 84 | 186 | 1,580 | 231 | 1,664 | 7.20 | 166.4 |
| 72. Joshua Cohen, Dartmouth | QB | FR | 8 | 58 | 42 | 264 | -222 | 234 | 1,529 | 292 | 1,307 | 4.48 | 163.4 |
| 73. Maurice Mullins, Jacksonville St. | QB | SR | 11 | 94 | 449 | 103 | 346 | 202 | 1,372 | 296 | 1,718 | 5.80 | 156.2 |
| 74. Scott Phaydavong, Drake | RB | SO | 10 | 204 | 1,581 | 31 | 1,550 | 0 | 0 | 204 | 1,550 | 7.60 | 155.0 |
| 75. Joe Rubin, Portland St. | RB | SR | 11 | 345 | 1,754 | 52 | 1,702 | 0 | 0 | 345 | 1,702 | 4.93 | 154.7 |
| 76. Stephen Britton, Tennessee Tech | QB | SO | 10 | 49 | 132 | 113 | 19 | 228 | 1,514 | 277 | 1,533 | 5.53 | 153.3 |
| 77. Antonio Miller, Chattanooga | QB | SO | 11 | 86 | 475 | 34 | 441 | 212 | 1,234 | 298 | 1,675 | 5.62 | 152.3 |
| 78. Brock Farrell, Liberty | QB | SR | 9 | 60 | 193 | 147 | 46 | 190 | 1,322 | 250 | 1,368 | 5.47 | 152.0 |
| 79. Mike Donato, Eastern Ill. | QB | SO | 12 | 52 | 205 | 144 | 61 | 254 | 1,747 | 306 | 1,808 | 5.91 | 150.7 |
| 80. Drew Geyer, Robert Morris | QB | SR | 9 | 30 | 30 | 156 | -126 | 208 | 1,468 | 238 | 1,342 | 5.64 | 149.1 |
| 81. Brandon Brooks, Norfolk St. | QB | SR | 11 | 69 | 200 | 196 | 4 | 239 | 1,626 | 308 | 1,630 | 5.29 | 148.2 |
| 82. Christopher Horton, Jacksonville | QB | SO | 8 | 52 | 328 | 79 | 249 | 115 | 905 | 167 | 1,154 | 6.91 | 144.3 |
| 83. James Noble, Cal Poly | RB | FR | 11 | 223 | 1,652 | 74 | 1,578 | 0 | 0 | 223 | 1,578 | 7.08 | 143.5 |
| 84. Dante Ross, Bucknell | QB | SR | 11 | 208 | 943 | 98 | 845 | 110 | 729 | 318 | 1,574 | 4.95 | 143.1 |
| 85. Scott Carroll, Missouri St. | QB | SO | 10 | 41 | 109 | 120 | -11 | 197 | 1,425 | 238 | 1,414 | 5.94 | 141.4 |
| 86. Steve Haren, Jackson St. | QB | SR | 9 | 76 | 281 | 192 | 89 | 192 | 1,181 | 268 | 1,270 | 4.74 | 141.1 |
| 87. Tony Hobson, Alcorn St. | QB | FR | 11 | 41 | 131 | 96 | 35 | 201 | 1,491 | 242 | 1,526 | 6.31 | 138.7 |
| 88. Sedale Threatt, Lehigh | QB | SO | 10 | 74 | 436 | 65 | 371 | 156 | 1,015 | 230 | 1,386 | 6.03 | 138.6 |
| 89. Aubrey Norris, Central Conn. St. | QB | FR | 9 | 73 | 423 | 93 | 330 | 127 | 917 | 200 | 1,247 | 6.24 | 138.6 |
| 90. Vashon Winton, Delaware St. | QB | FR | 11 | 73 | 254 | 223 | 31 | 253 | 1,489 | 326 | 1,520 | 4.66 | 138.2 |
| 91. Anthony Orio, Northeastern | QB | FR | 10 | 80 | 329 | 151 | 178 | 191 | 1,198 | 271 | 1,376 | 5.08 | 137.6 |
| 92. Craig Hormann, Columbia | QB | SO | 10 | 34 | 65 | 176 | -111 | 260 | 1,481 | 294 | 1,370 | 4.66 | 137.0 |
| 93. Nick Cangelosi, Georgetown | QB | JR | 10 | 134 | 508 | 203 | 305 | 181 | 1,058 | 315 | 1,363 | 4.33 | 136.3 |
| 94. Ryan Doerfler, Valparaiso | QB | SO | 10 | 75 | 163 | 232 | -69 | 242 | 1,408 | 317 | 1,339 | 4.22 | 133.9 |
| 95. Phillip Daugherty, Sam Houston St. | QB | SO | 9 | 37 | 118 | 118 | 0 | 183 | 1,196 | 220 | 1,196 | 5.44 | 132.9 |

| Rank, Player | Pos | Cl. | G | Rush | Gn | Loss | Net | Patt | Pyds | Plays | Total Yds | Yds/Pl | Yds/Gm |
|--|-----|-----|----|------|-------|------|---------|------|-------|-------|-----------|--------|--------|
| 96. Jermaine Austin, Ga. Southern..... | RB | SR | 12 | 233 | 1,549 | | 31,546 | 0 | 0 | 233 | 1,546 | 6.64 | 128.8 |
| 97. Donald Chapman, Tenn.-Martin..... | RB | SO | 11 | 302 | 1,470 | | 741,396 | 0 | 0 | 302 | 1,396 | 4.62 | 126.9 |
| 98. Marshall Glenn, N.C. A&T..... | QB | SR | 9 | 37 | 122 | 77 | 45 | 163 | 1,090 | 200 | 1,135 | 5.68 | 126.1 |
| 99. Jeremy McCoy, Alcorn St. | RB | JR | 9 | 185 | 1,207 | | 781,129 | 1 | 0 | 186 | 1,129 | 6.07 | 125.4 |
| 100. Justin Clark, Western Caro. | QB | JR | 9 | 23 | 16 | 146 | -130 | 214 | 1,253 | 237 | 1,123 | 4.74 | 124.8 |
| * Jon Grant, UC Davis..... | QB | JR | 11 | 88 | 306 | 173 | 133 | 450 | 2,873 | 538 | 3,006 | 5.59 | 273.3 |
| * Nick Hager, Northern Colo..... | QB | SR | 9 | 56 | 121 | 146 | -25 | 225 | 1,665 | 281 | 1,640 | 5.84 | 182.2 |
| * Steve Walker, North Dakota St. | QB | SO | 11 | 56 | 178 | 119 | 59 | 245 | 1,781 | 301 | 1,840 | 6.11 | 167.3 |

Pass Completions Per Game

| Rank, Player | Pos | Cl. | G | Att | Comp | Int | CPct | Yds | Yds/Att | Yds/Comp | TD | Comp/Gm |
|---|-----|-----|----|-----|------|-----|-------|-------|---------|----------|----|---------|
| 1. Blayne Baggett, Indiana St. | QB | SR | 11 | 473 | 284 | 13 | 60.04 | 2,741 | 5.79 | 9.65 | 15 | 25.82 |
| 2. Anthony Doria, St. Francis (Pa.) .. | QB | JR | 10 | 409 | 252 | 10 | 61.61 | 2,895 | 7.08 | 11.49 | 21 | 25.20 |
| 3. John Sciarra, Wagner..... | QB | SR | 11 | 469 | 266 | 15 | 56.72 | 3,321 | 7.08 | 12.48 | 26 | 24.18 |
| 4. Joseph Lewis, Southern U. | QB | JR | 9 | 342 | 217 | 7 | 63.45 | 2,496 | 7.30 | 11.50 | 19 | 24.11 |
| 5. Trey Willie, Southeastern La. | QB | SR | 10 | 404 | 241 | 10 | 59.65 | 2,777 | 6.87 | 11.52 | 22 | 24.10 |
| 6. Anton Clarkson, Hofstra..... | QB | JR | 10 | 361 | 238 | 10 | 65.93 | 3,020 | 8.37 | 12.69 | 18 | 23.80 |
| 7. Frank Jankowski, Villanova..... | QB | SO | 11 | 421 | 261 | 17 | 62.00 | 3,058 | 7.26 | 11.72 | 18 | 23.73 |
| 8. Ricky Santos, New Hampshire..... | QB | SO | 13 | 429 | 301 | 9 | 70.16 | 3,797 | 8.85 | 12.61 | 39 | 23.15 |
| 9. Scott Bonnono, St. Peter's..... | QB | SO | 10 | 359 | 225 | 17 | 62.67 | 2,303 | 6.42 | 10.24 | 16 | 22.50 |
| 10. Erik Meyer, Eastern Wash. | QB | SR | 12 | 410 | 269 | 5 | 65.61 | 4,003 | 9.76 | 14.88 | 30 | 22.42 |
| 11. Josh Johnson, San Diego..... | QB | SO | 12 | 371 | 260 | 8 | 70.08 | 3,256 | 8.78 | 12.52 | 36 | 21.67 |
| 12. Jeff Mroz, Yale..... | QB | SR | 10 | 364 | 216 | 14 | 59.34 | 2,484 | 6.82 | 11.50 | 22 | 21.60 |
| 13. Bruce Eugene, Grambling..... | QB | SR | 12 | 456 | 254 | 6 | 55.70 | 4,360 | 9.56 | 17.17 | 56 | 21.17 |
| 14. Sean Schaefer, Towson..... | QB | FR | 11 | 365 | 226 | 17 | 61.92 | 2,772 | 7.59 | 12.27 | 20 | 20.55 |
| 15. Travis Lulay, Montana St. | QB | SR | 11 | 388 | 223 | 10 | 57.47 | 2,629 | 6.78 | 11.79 | 17 | 20.27 |
| 16. Josh Greco, Eastern Ky. | QB | SO | 11 | 387 | 222 | 19 | 57.36 | 2,861 | 7.39 | 12.89 | 25 | 20.18 |
| 17. Michael Jump, La Salle..... | QB | SO | 10 | 372 | 199 | 16 | 53.49 | 2,607 | 7.01 | 13.10 | 22 | 19.90 |
| 18. Collin Drafts, Charleston So. | QB | JR | 11 | 356 | 217 | 9 | 60.96 | 2,594 | 7.29 | 11.95 | 20 | 19.73 |
| 19. Luke Drone, Illinois St. | QB | SO | 11 | 332 | 214 | 12 | 64.46 | 2,930 | 8.83 | 13.69 | 22 | 19.45 |
| 20. Brian Boland, Monmouth..... | QB | JR | 10 | 323 | 188 | 16 | 58.20 | 2,334 | 7.23 | 12.41 | 21 | 18.80 |
| 21. Ron Whitcomb, Maine..... | QB | JR | 11 | 357 | 205 | 13 | 57.42 | 2,219 | 6.22 | 10.82 | 16 | 18.64 |
| 22. Steve LaFalce, Western Ill. | QB | JR | 11 | 298 | 201 | 8 | 67.45 | 2,586 | 8.68 | 12.87 | 19 | 18.27 |
| 23. Tyler Arciaga, Sacred Heart..... | QB | JR | 10 | 321 | 182 | 12 | 56.70 | 2,394 | 7.46 | 13.15 | 17 | 18.20 |
| 24. Aries Nelson, Mississippi Val. | QB | JR | 11 | 350 | 200 | 9 | 57.14 | 2,942 | 8.41 | 14.71 | 17 | 18.18 |
| 25. Garrett Williams, Savannah St. .. | QB | FR | 10 | 331 | 180 | 10 | 54.38 | 2,176 | 6.57 | 12.09 | 15 | 18.00 |
| 26. Zeke Dixon, Stephen F. Austin.... | QB | SR | 10 | 390 | 179 | 9 | 45.90 | 2,407 | 6.17 | 13.45 | 20 | 17.90 |
| 27. Nick Roberts, Gardner-Webb..... | QB | SR | 11 | 308 | 195 | 16 | 63.31 | 2,094 | 6.80 | 10.74 | 16 | 17.73 |
| 27. Tarvaris Jackson, Alabama St. | QB | SR | 11 | 320 | 195 | 5 | 60.94 | 2,940 | 9.19 | 15.08 | 29 | 17.73 |
| 29. Liam Coen, Massachusetts..... | QB | SO | 10 | 274 | 175 | 7 | 63.87 | 2,175 | 7.94 | 12.43 | 10 | 17.50 |
| 30. Jefferson Adcock, Samford..... | QB | JR | 11 | 366 | 189 | 16 | 51.64 | 2,338 | 6.39 | 12.37 | 18 | 17.18 |
| 31. Joshua Cohen, Dartmouth..... | QB | FR | 8 | 234 | 137 | 12 | 58.55 | 1,529 | 6.53 | 11.16 | 8 | 17.13 |
| 32. John O'Neil, Holy Cross..... | QB | SR | 11 | 336 | 187 | 7 | 55.65 | 2,074 | 6.17 | 11.09 | 17 | 17.00 |
| 33. Brady Wahlberg, Tenn.-Martin.... | QB | SR | 10 | 266 | 168 | 15 | 63.16 | 1,693 | 6.36 | 10.08 | 10 | 16.80 |
| 34. Jonathan Wilson, VMI..... | QB | JR | 11 | 295 | 184 | 11 | 62.37 | 1,861 | 6.31 | 10.11 | 10 | 16.73 |
| 35. Eric Sanders, UNI..... | QB | SO | 13 | 312 | 213 | 5 | 68.27 | 2,929 | 9.39 | 13.75 | 23 | 16.38 |
| 36. Jason Murrietta, Northern Ariz. .. | QB | JR | 11 | 349 | 179 | 16 | 51.29 | 1,932 | 5.54 | 10.79 | 15 | 16.27 |
| 37. Joel Sambursky, Southern Ill. | QB | SR | 13 | 330 | 210 | 9 | 63.64 | 2,695 | 8.17 | 12.83 | 22 | 16.15 |
| 38. Mike Haley, Southeast Mo. St. | QB | SR | 11 | 315 | 177 | 15 | 56.19 | 2,073 | 6.58 | 11.71 | 14 | 16.09 |
| 39. Sonny Riccio, Delaware..... | QB | SR | 11 | 316 | 175 | 5 | 55.38 | 1,869 | 5.91 | 10.68 | 13 | 15.91 |
| 40. Liam O'Hagan, Harvard..... | QB | SO | 10 | 262 | 157 | 13 | 59.92 | 2,005 | 7.65 | 12.77 | 15 | 15.70 |
| 41. Josh Dudash, Stony Brook..... | QB | SO | 11 | 291 | 171 | 11 | 58.76 | 2,112 | 7.26 | 12.35 | 18 | 15.55 |
| 42. Matt Hagler, Idaho St. | QB | SO | 10 | 273 | 153 | 14 | 56.04 | 1,820 | 6.67 | 11.90 | 8 | 15.30 |
| 43. Ryan Alexander, Davidson..... | QB | SO | 10 | 300 | 152 | 12 | 50.67 | 1,991 | 6.64 | 13.10 | 15 | 15.20 |
| 44. Ingle Martin, Furman..... | QB | SR | 14 | 349 | 212 | 13 | 60.74 | 2,959 | 8.48 | 13.96 | 20 | 15.14 |
| 45. Pat McDermott, Penn..... | QB | SR | 9 | 261 | 136 | 12 | 52.11 | 1,621 | 6.21 | 11.92 | 12 | 15.11 |
| 46. Byron Selby, Morgan St. | QB | SO | 11 | 354 | 164 | 13 | 46.33 | 2,023 | 5.71 | 12.34 | 9 | 14.91 |
| 47. Sawyer Smith, Portland St. | QB | JR | 10 | 272 | 149 | 9 | 54.78 | 1,709 | 6.28 | 11.47 | 14 | 14.90 |
| 48. Barrick Nealy, Texas St. | QB | SR | 14 | 363 | 208 | 9 | 57.30 | 2,875 | 7.92 | 13.82 | 21 | 14.86 |
| 49. James Luft, Marist..... | QB | SR | 11 | 292 | 163 | 15 | 55.82 | 2,232 | 7.64 | 13.69 | 16 | 14.82 |
| 50. Ian Pizarro, Weber St. | QB | JR | 11 | 313 | 161 | 11 | 51.44 | 2,357 | 7.53 | 14.64 | 17 | 14.64 |
| 50. Mike Saraceno, Colgate..... | QB | JR | 11 | 315 | 161 | 19 | 51.11 | 2,065 | 6.56 | 12.83 | 12 | 14.64 |
| 52. Craig Hormann, Columbia..... | QB | SO | 10 | 260 | 145 | 8 | 55.77 | 1,481 | 5.70 | 10.21 | 7 | 14.50 |
| 53. Richie Williams, Appalachian St. .. | QB | SR | 15 | 338 | 211 | 4 | 62.43 | 2,809 | 8.31 | 13.31 | 20 | 14.07 |
| 54. Tom Zetts, Youngstown St. | QB | SO | 11 | 258 | 154 | 6 | 59.69 | 1,949 | 7.55 | 12.66 | 14 | 14.00 |
| 55. Jeff Terrell, Princeton..... | QB | JR | 10 | 253 | 139 | 13 | 54.94 | 1,721 | 6.80 | 12.38 | 10 | 13.90 |
| 56. Justin Rascati, James Madison.... | QB | JR | 11 | 214 | 149 | 5 | 69.63 | 1,822 | 8.51 | 12.23 | 17 | 13.55 |
| 57. Justin Clark, Western Caro. | QB | JR | 9 | 214 | 120 | 8 | 56.07 | 1,253 | 5.86 | 10.44 | 5 | 13.33 |
| 58. Stacy Tutt, Richmond..... | QB | SR | 13 | 297 | 170 | 9 | 57.24 | 2,219 | 7.47 | 13.05 | 16 | 13.08 |
| 59. Kelcy Luke, Alabama A&M..... | QB | SO | 12 | 277 | 156 | 9 | 56.32 | 2,012 | 7.26 | 12.90 | 13 | 13.00 |
| 59. Brian Yost, Morehead St. | QB | SO | 12 | 275 | 156 | 14 | 56.73 | 2,053 | 7.47 | 13.16 | 17 | 13.00 |
| 61. Ryan Doerffler, Valparaiso..... | QB | SO | 10 | 242 | 128 | 14 | 52.89 | 1,408 | 5.82 | 11.00 | 9 | 12.80 |
| 62. Kye Hamilton, Elon..... | QB | SO | 11 | 262 | 140 | 7 | 53.44 | 1,357 | 5.18 | 9.69 | 6 | 12.73 |
| 63. Stephen Britton, Tennessee Tech.... | QB | SO | 10 | 228 | 124 | 14 | 54.39 | 1,514 | 6.64 | 12.21 | 10 | 12.40 |
| 64. Jacob Phillips, William & Mary.... | QB | SO | 10 | 192 | 123 | 7 | 64.06 | 1,564 | 8.15 | 12.72 | 12 | 12.30 |
| 65. Vashon Winton, Delaware St. | QB | FR | 11 | 253 | 134 | 9 | 52.96 | 1,489 | 5.89 | 11.11 | 8 | 12.18 |
| 66. Brock Farrel, Liberty..... | QB | SR | 9 | 190 | 109 | 7 | 57.37 | 1,322 | 6.96 | 12.13 | 4 | 12.11 |
| 67. Joseph DiGiacomo, Brown..... | QB | JR | 10 | 231 | 121 | 8 | 52.38 | 1,800 | 7.79 | 14.88 | 16 | 12.10 |
| 68. Tyler Thigpen, Coastal Caro. | QB | JR | 11 | 246 | 133 | 6 | 54.07 | 1,589 | 6.46 | 11.95 | 11 | 12.09 |

| Rank, Player | Pos | Cl. | G | Att | Comp | Int | CPct | Yds | Yds/ | | TD | Comp/ Gm |
|--|-----|-----|----|-----|------|-----|-------|-------|-------|-------|----|-------------|
| | | | | | | | | | Att | Comp | | |
| 69. Mike Donato, Eastern Ill. | QB | SO | 12 | 254 | 145 | 9 | 57.09 | 1,747 | 6.88 | 12.05 | 9 | 12.08 |
| 70. Drew Geyer, Robert Morris..... | QB | SR | 9 | 208 | 108 | 8 | 51.92 | 1,468 | 7.06 | 13.59 | 15 | 12.00 |
| 71. Justin Haddix, Western Ky. | QB | JR | 11 | 230 | 131 | 10 | 56.96 | 1,892 | 8.23 | 14.44 | 15 | 11.91 |
| 72. Scott Carroll, Missouri St. | QB | SO | 10 | 197 | 119 | 8 | 60.41 | 1,425 | 7.23 | 11.97 | 9 | 11.90 |
| 73. Phillip Daugherty, Sam Houston St. | QB | SO | 9 | 183 | 106 | 6 | 57.92 | 1,196 | 6.54 | 11.28 | 8 | 11.78 |
| 74. Brad Maurer, Lafayette..... | QB | JR | 11 | 223 | 129 | 5 | 57.85 | 1,562 | 7.00 | 12.11 | 9 | 11.73 |
| 75. Steve Haren, Jackson St. | QB | SR | 9 | 192 | 104 | 9 | 54.17 | 1,181 | 6.15 | 11.36 | 5 | 11.56 |
| 76. Antonio Miller, Chattanooga | QB | SO | 11 | 212 | 127 | 14 | 59.91 | 1,234 | 5.82 | 9.72 | 3 | 11.55 |
| 77. Kevin Hoyng, Dayton | QB | JR | 10 | 193 | 114 | 5 | 59.07 | 1,989 | 10.31 | 17.45 | 14 | 11.40 |
| 78. Connor Jostes, Drake | QB | SR | 10 | 186 | 111 | 5 | 59.68 | 1,580 | 8.49 | 14.23 | 19 | 11.10 |
| 79. Cole Bergquist, Montana..... | QB | FR | 12 | 246 | 133 | 6 | 54.07 | 1,275 | 5.18 | 9.59 | 8 | 11.08 |
| 80. Jesse Kellogg, Austin Peay..... | QB | SR | 11 | 251 | 118 | 12 | 47.01 | 1,082 | 4.31 | 9.17 | 5 | 10.73 |
| 81. Richard Hartman, Tennessee St. | QB | JR | 11 | 204 | 117 | 8 | 57.35 | 1,300 | 6.37 | 11.11 | 4 | 10.64 |
| 82. Derrick Daniels, Fordham | QB | JR | 11 | 234 | 114 | 12 | 48.72 | 1,176 | 5.03 | 10.32 | 6 | 10.36 |
| 83. Davon Vinson, Northwestern St. | QB | SR | 9 | 183 | 92 | 12 | 50.27 | 1,091 | 5.96 | 11.86 | 7 | 10.22 |
| 84. Marshall Glenn, N.C. A&T..... | QB | SR | 9 | 163 | 91 | 4 | 55.83 | 1,090 | 6.69 | 11.98 | 4 | 10.11 |
| 85. Ronald Venters, Howard | QB | SR | 10 | 218 | 100 | 9 | 45.87 | 1,247 | 5.72 | 12.47 | 9 | 10.00 |
| 85. Brandon Brooks, Norfolk St. | QB | SR | 11 | 239 | 110 | 6 | 46.03 | 1,626 | 6.80 | 14.78 | 12 | 10.00 |
| 87. Cleveland McCoy, South Carolina St. | QB | SR | 11 | 191 | 108 | 6 | 56.54 | 1,692 | 8.86 | 15.67 | 13 | 9.82 |
| 88. Maurice Mullins, Jacksonville St. | QB | SR | 11 | 202 | 107 | 5 | 52.97 | 1,372 | 6.79 | 12.82 | 7 | 9.73 |
| 89. Ryan Kuhn, Cornell..... | QB | SR | 10 | 179 | 96 | 7 | 53.63 | 1,008 | 5.63 | 10.50 | 6 | 9.60 |
| 90. Anthony Orio, Northeastern | QB | FR | 10 | 191 | 94 | 9 | 49.21 | 1,198 | 6.27 | 12.74 | 8 | 9.40 |
| 91. John Pierce, Ark.-Pine Bluff..... | QB | SR | 9 | 171 | 81 | 8 | 47.37 | 1,089 | 6.37 | 13.44 | 6 | 9.00 |
| 92. Wes Marshall, Southern Utah | RB | SO | 9 | 199 | 80 | 8 | 40.20 | 927 | 4.66 | 11.59 | 4 | 8.89 |
| 93. Ryne Salyer, Murray St. | QB | SO | 11 | 194 | 97 | 13 | 50.00 | 1,062 | 5.47 | 10.95 | 8 | 8.82 |
| 94. Dustin Croick, Iona | QB | JR | 8 | 149 | 70 | 1 | 46.98 | 810 | 5.44 | 11.57 | 6 | 8.75 |
| 95. Nick Cangelosi, Georgetown | QB | JR | 10 | 181 | 87 | 6 | 48.07 | 1,058 | 5.85 | 12.16 | 7 | 8.70 |
| 96. Tony Hobson, Alcorn St. | QB | FR | 11 | 201 | 94 | 14 | 46.77 | 1,491 | 7.42 | 15.86 | 10 | 8.55 |
| 97. Michael Hill, Prairie View..... | QB | SR | 11 | 192 | 93 | 6 | 48.44 | 930 | 4.84 | 10.00 | 9 | 8.45 |
| 98. Brett Hall, Albany (N.Y.)..... | QB | JR | 9 | 152 | 75 | 7 | 49.34 | 739 | 4.86 | 9.85 | 3 | 8.33 |
| 99. Aubrey Norris, Central Conn. St. | QB | FR | 9 | 127 | 73 | 1 | 57.48 | 917 | 7.22 | 12.56 | 8 | 8.11 |
| 100. Sedale Threatt, Lehigh..... | QB | SO | 10 | 156 | 81 | 4 | 51.92 | 1,015 | 6.51 | 12.53 | 12 | 8.10 |
| * Jon Grant, UC Davis..... | QB | JR | 11 | 450 | 259 | 14 | 57.56 | 2,873 | 6.38 | 11.09 | 13 | 23.55 |
| * Nick Hager, Northern Colo..... | QB | SR | 9 | 225 | 120 | 11 | 53.33 | 1,665 | 7.40 | 13.88 | 17 | 13.33 |
| * Steve Walker, North Dakota St. | QB | SO | 11 | 245 | 136 | 7 | 55.51 | 1,781 | 7.27 | 13.10 | 14 | 12.36 |
| * Andy Kardoes, South Dakota St. | QB | JR | 9 | 158 | 73 | 8 | 46.20 | 851 | 5.39 | 11.66 | 6 | 8.11 |

STATISTICAL LEADERS

Receptions Per Game

| Rank, Player | Pos | Cl. | G | Rec | Yds | TD | Rec/ | | |
|---|-----|-----|----|-----|-------|----|------|-------|--------|
| | | | | | | | Gm | Yds/ | Yds/ |
| | | | | | | | Rec | Gm | Gm |
| 1. Michael Caputo, St. Francis (Pa.)..... | WR | JR | 11 | 92 | 1,433 | 12 | 8.36 | 15.58 | 130.27 |
| 2. Laurent Robinson, Illinois St. | WR | JR | 11 | 86 | 1,465 | 12 | 7.82 | 17.03 | 133.18 |
| 3. Luke Palko, St. Francis (Pa.)..... | WR | JR | 11 | 85 | 812 | 7 | 7.73 | 9.55 | 73.82 |
| 4. J.J. Outlaw, Villanova | WR | SR | 11 | 83 | 878 | 7 | 7.55 | 10.58 | 79.82 |
| 5. Eric Kimble, Eastern Wash. | WR | SR | 12 | 87 | 1,419 | 12 | 7.25 | 16.31 | 118.25 |
| 6. Shaun Grover, Wagner | WR | SR | 11 | 78 | 1,031 | 8 | 7.09 | 13.22 | 93.73 |
| 7. Sam Logan, Indiana St. | WR | JR | 11 | 77 | 849 | 5 | 7.00 | 11.03 | 77.18 |
| 8. Devale Ellis, Hofstra..... | WR | SR | 11 | 74 | 943 | 5 | 6.73 | 12.74 | 85.73 |
| 9. David Ball, New Hampshire..... | WR | JR | 13 | 87 | 1,551 | 24 | 6.69 | 17.83 | 119.31 |
| 10. Marques Colston, Hofstra..... | WR | SR | 11 | 70 | 975 | 5 | 6.36 | 13.93 | 88.64 |
| 10. Arel Gordon, Maine..... | WR | JR | 11 | 70 | 484 | 1 | 6.36 | 6.91 | 44.00 |
| 12. Michael Sparks, Missouri St. | WR | SR | 10 | 62 | 663 | 5 | 6.20 | 10.69 | 66.30 |
| 13. Henry Tolbert, Grambling | RB | SR | 12 | 74 | 1,391 | 19 | 6.17 | 18.80 | 115.92 |
| 14. Miles Austin, Monmouth..... | WR | SR | 8 | 49 | 1,004 | 11 | 6.13 | 20.49 | 125.50 |
| 15. Ashley Wright, Yale | WR | JR | 10 | 61 | 795 | 10 | 6.10 | 13.03 | 79.50 |
| 16. Adam Hannula, San Diego..... | WR | SR | 12 | 73 | 1,000 | 11 | 6.08 | 13.70 | 83.33 |
| 17. Raul Vijil, Eastern Wash. | WR | SR | 12 | 72 | 1,080 | 8 | 6.00 | 15.00 | 90.00 |
| 18. Chris Turner, Wagner | WR | JR | 11 | 66 | 952 | 12 | 6.00 | 14.42 | 86.55 |
| 19. Josh Taylor, Southeastern La. | WR | SR | 8 | 48 | 606 | 5 | 6.00 | 12.63 | 75.75 |
| 20. Brandon Trusty, N.C. A&T..... | WR | SR | 11 | 63 | 655 | 1 | 5.73 | 10.40 | 59.55 |
| 20. Roosevelt Kiser, Florida A&M..... | WR | JR | 11 | 63 | 728 | 5 | 5.73 | 11.56 | 66.18 |
| 20. Andrae Brown, Towson..... | WR | JR | 11 | 63 | 870 | 8 | 5.73 | 13.81 | 79.09 |
| 20. Alvanice Robinson, Alabama St. | WR | SR | 11 | 63 | 1,046 | 12 | 5.73 | 16.60 | 95.09 |
| 24. Tyrone Timmons, Mississippi Val. | WR | JR | 11 | 62 | 1,059 | 8 | 5.64 | 17.08 | 96.27 |
| 24. Kevin Sullivan, La Salle..... | RB | JR | 11 | 62 | 609 | 5 | 5.64 | 9.82 | 55.36 |
| 24. Andre Ralston, Eastern Ky. | WR | SR | 11 | 62 | 1,150 | 8 | 5.64 | 18.55 | 104.55 |
| 27. Jaleel Kindell, St. Peter's..... | WR | FR | 10 | 56 | 525 | 1 | 5.60 | 9.38 | 52.50 |
| 28. Carl Berman, Indiana St. | WR | JR | 10 | 55 | 593 | 5 | 5.50 | 10.78 | 59.30 |
| 28. Todd Feiereisen, Yale | WR | SR | 10 | 55 | 762 | 7 | 5.50 | 13.85 | 76.20 |
| 28. Brandon Edmonds, St. Peter's..... | WR | SR | 10 | 55 | 504 | 7 | 5.50 | 9.16 | 50.40 |
| 31. Reggie Gray, Western Ill. | WR | SR | 11 | 60 | 713 | 5 | 5.45 | 11.88 | 64.82 |
| 31. Taurean Stephens, Tenn.-Martin..... | WR | JR | 11 | 60 | 651 | 5 | 5.45 | 10.85 | 59.18 |
| 31. Brandon London, Massachusetts..... | WR | JR | 11 | 60 | 774 | 3 | 5.45 | 12.90 | 70.36 |
| 34. Steve Silva, Holy Cross..... | RB | SR | 10 | 54 | 364 | 1 | 5.40 | 6.74 | 36.40 |
| 35. Kevin McMahan, Maine..... | WR | SR | 11 | 59 | 893 | 13 | 5.36 | 15.14 | 81.18 |
| 36. Zohn Burden, VMI..... | WR | SR | 11 | 58 | 742 | 3 | 5.27 | 12.79 | 67.45 |
| 37. Joseph Nicholas, William & Mary..... | WR | SO | 10 | 52 | 731 | 5 | 5.20 | 14.06 | 73.10 |
| 37. Ryan Wroblecki, Dayton | WR | SR | 10 | 52 | 919 | 4 | 5.20 | 17.67 | 91.90 |
| 39. Jamie Petrowski, Indiana St. | TE | SR | 11 | 57 | 513 | 2 | 5.18 | 9.00 | 46.64 |
| 40. Felton Huggins, Southeastern La. | WR | SR | 9 | 46 | 520 | 4 | 5.11 | 11.30 | 57.78 |

| Rank, Player | Pos | Cl. | G | Rec | Yds | TD | Rec/ Gm | Yds/ Rec | Yds/ Gm |
|---|------|-----|----|-----|-------|----|------------|-------------|------------|
| 41. Adam San Miguel, Monmouth..... | WR | JR | 10 | 51 | 569 | 3 | 5.10 | 11.16 | 56.90 |
| 41. Ryan Fuselier, Dartmouth..... | WR | SR | 10 | 51 | 501 | 5 | 5.10 | 9.82 | 50.10 |
| 43. James Vernon, Southern U. | WR | SR | 9 | 45 | 666 | 8 | 5.00 | 14.80 | 74.00 |
| 43. Jerome Eason, Southern Utah | WR | JR | 9 | 45 | 470 | 5 | 5.00 | 10.44 | 52.22 |
| 45. Cory Parks, Northeastern | WR | SR | 10 | 50 | 840 | 6 | 5.00 | 16.80 | 84.00 |
| 46. Duvaughn Flagler, Gardner-Webb..... | WR | SO | 11 | 55 | 826 | 13 | 5.00 | 15.02 | 75.09 |
| 46. John Dieser, Villanova..... | WR | SR | 11 | 55 | 805 | 6 | 5.00 | 14.64 | 73.18 |
| 48. Alex Watson, Northern Ariz. | WR | JR | 10 | 50 | 566 | 3 | 5.00 | 11.32 | 56.60 |
| 49. Jeff Moore, Samford | WR | SO | 11 | 53 | 669 | 4 | 4.82 | 12.62 | 60.82 |
| 50. Arman Shields, Richmond | WR | SO | 13 | 62 | 842 | 4 | 4.77 | 13.58 | 64.77 |
| 51. Brandon Stanford, Lafayette | WR | SR | 12 | 57 | 683 | 3 | 4.75 | 11.98 | 56.92 |
| 52. Emanuel Hassell, Chattanooga | WR | JR | 11 | 52 | 548 | 0 | 4.73 | 10.54 | 49.82 |
| 53. Nick Garton, San Diego | WR | SR | 12 | 56 | 718 | 9 | 4.67 | 12.82 | 59.83 |
| 54. Marcus Lee, Towson | WR | FR | 11 | 51 | 702 | 4 | 4.64 | 13.76 | 63.82 |
| 54. Shaun Bodiford, Portland St. | WR | SR | 11 | 51 | 545 | 5 | 4.64 | 10.69 | 49.55 |
| 54. Josh Anderson, Stony Brook | WR | JR | 11 | 51 | 750 | 7 | 4.64 | 14.71 | 68.18 |
| 57. Clyde Edwards, Grambling..... | WR | SO | 10 | 46 | 850 | 8 | 4.60 | 18.48 | 85.00 |
| 58. DeWayne Long, Colgate | WR | SR | 12 | 55 | 720 | 3 | 4.58 | 13.09 | 60.00 |
| 59. Ryan Bagley, Montana | WR | SO | 11 | 50 | 499 | 2 | 4.55 | 9.98 | 45.36 |
| 59. Shaheer McBride, Delaware St. | WR | JR | 11 | 50 | 720 | 6 | 4.55 | 14.40 | 65.45 |
| 59. Larry Shipp, Tennessee Tech..... | WR | SO | 11 | 50 | 803 | 8 | 4.55 | 16.06 | 73.00 |
| 62. Daniel Rumley, Murray St. | WR | SR | 9 | 40 | 386 | 2 | 4.44 | 9.65 | 42.89 |
| 63. Brandon Bowser, Columbia..... | WR | SR | 10 | 44 | 684 | 7 | 4.40 | 15.55 | 68.40 |
| 64. John Zabel, La Salle | WR | SR | 11 | 48 | 872 | 7 | 4.36 | 18.17 | 79.27 |
| 65. Gerard Landry, Southern U. | WR | SO | 9 | 39 | 574 | 4 | 4.33 | 14.72 | 63.78 |
| 65. Eddie Thompson, Idaho St. | WR | FR | 9 | 39 | 429 | 1 | 4.33 | 11.00 | 47.67 |
| 67. Marke White, Texas St. | WR | SR | 13 | 56 | 786 | 5 | 4.31 | 14.04 | 60.46 |
| 68. Jonathon Talmage, Montana | WR | SR | 11 | 47 | 551 | 5 | 4.27 | 11.72 | 50.09 |
| 69. Corey Roberts, Sam Houston St. | TE | SR | 10 | 42 | 485 | 5 | 4.20 | 11.55 | 48.50 |
| 69. John Bond, St. Peter's..... | WR | SO | 10 | 42 | 745 | 5 | 4.20 | 17.74 | 74.50 |
| 71. Joseph Kinard, Wagner | WR | SO | 11 | 46 | 504 | 1 | 4.18 | 10.96 | 45.82 |
| 71. Ossie Buchannon, Samford..... | WR | SR | 11 | 46 | 467 | 4 | 4.18 | 10.15 | 42.45 |
| 71. Kenny Parker, Colgate | WR | JR | 11 | 46 | 594 | 7 | 4.18 | 12.91 | 54.00 |
| 74. Jonathan Williams, New Hampshire..... | TE | SR | 12 | 50 | 535 | 5 | 4.17 | 10.70 | 44.58 |
| 75. Hutch Gonzales, Southeastern La. | WR | SR | 9 | 37 | 601 | 6 | 4.11 | 16.24 | 66.78 |
| 76. Jason Raiti, Dartmouth..... | WR | SR | 10 | 41 | 544 | 1 | 4.10 | 13.27 | 54.40 |
| 76. Dennis Calacione, Iona..... | WR | SR | 10 | 41 | 703 | 5 | 4.10 | 17.15 | 70.30 |
| 78. Guy Smith, Marist | WR | SR | 11 | 45 | 696 | 7 | 4.09 | 15.47 | 63.27 |
| 78. Ryan Coogler, Sacramento St. | WR | JR | 11 | 45 | 441 | 1 | 4.09 | 9.80 | 40.09 |
| 78. Phil Vorndran, Butler | WR | SR | 11 | 45 | 674 | 2 | 4.09 | 14.98 | 61.27 |
| 78. Clyde Tullis Jr., Savannah St. | QB | SR | 11 | 45 | 719 | 11 | 4.09 | 15.98 | 65.36 |
| 82. Joe Blahowicz, Valparaiso..... | WR/P | SR | 11 | 44 | 544 | 3 | 4.00 | 12.36 | 49.45 |
| 83. Brett Dioguardi, Davidson | WR | JR | 9 | 36 | 485 | 2 | 4.00 | 13.47 | 53.89 |
| 84. Tramaine Murray, Montana St. | WR | SR | 11 | 44 | 694 | 4 | 4.00 | 15.77 | 63.09 |
| 84. Chaz Guinn, Montana St. | WR | SR | 11 | 44 | 528 | 4 | 4.00 | 12.00 | 48.00 |
| 84. Kory Mahr, Northern Ariz. | WR | SO | 11 | 44 | 482 | 9 | 4.00 | 10.95 | 43.82 |
| 84. Travis Glasford, Western Ill. | RB | SR | 11 | 44 | 432 | 2 | 4.00 | 9.82 | 39.27 |
| 88. Gerald Morrow, Tennessee St. | WR | JR | 10 | 40 | 482 | 1 | 4.00 | 12.05 | 48.20 |
| 89. Keith LeVan, New Hampshire..... | WR | SO | 13 | 51 | 604 | 3 | 3.92 | 11.84 | 46.46 |
| 90. Brandon Turner, Liberty..... | WR | SO | 11 | 43 | 594 | 2 | 3.91 | 13.81 | 54.00 |
| 90. Kyle Barber, Eastern Ky. | WR | SO | 11 | 43 | 370 | 3 | 3.91 | 8.60 | 33.64 |
| 90. Marco Thomas, Western Ill. | WR | JR | 11 | 43 | 794 | 5 | 3.91 | 18.47 | 72.18 |
| 90. Andre Forte, Indiana St. | RB | SR | 11 | 43 | 317 | 0 | 3.91 | 7.37 | 28.82 |
| 94. Tyjuan Massey, Robert Morris | WR | SR | 10 | 39 | 899 | 10 | 3.90 | 23.05 | 89.90 |
| 95. Matt Hale, Richmond | WR | JR | 11 | 42 | 581 | 3 | 3.82 | 13.83 | 52.82 |
| 96. Austin Gaines, Gardner-Webb..... | WR | JR | 10 | 38 | 495 | 2 | 3.80 | 13.03 | 49.50 |
| 96. Brian Romney, Cornell | WR | SR | 10 | 38 | 385 | 2 | 3.80 | 10.13 | 38.50 |
| 98. Corey Bundy, Sacred Heart..... | WR | SO | 9 | 34 | 755 | 8 | 3.78 | 22.21 | 83.89 |
| 98. Bryon Johnson, Jackson St. | WR | SR | 9 | 34 | 366 | 1 | 3.78 | 10.76 | 40.67 |
| 100. Brent Little, Southern Ill. | WR | SR | 13 | 49 | 781 | 5 | 3.77 | 15.94 | 60.08 |
| * Tony Kays, UC Davis..... | WR | JR | 11 | 93 | 1,213 | 3 | 8.45 | 13.04 | 110.27 |
| * Blaise Smith, UC Davis | WR | SR | 11 | 57 | 604 | 4 | 5.18 | 10.60 | 54.91 |
| * Andy Birkel, Northern Colo. | WR | JR | 11 | 50 | 907 | 10 | 4.55 | 18.14 | 82.45 |
| * Josh Davis, South Dakota St. | WR | SR | 11 | 49 | 813 | 6 | 4.45 | 16.59 | 73.91 |

Receiving Yards Per Game

| Rank, Player | Pos | Cl. | G | Rec | Yds | TD | Rec/ Gm | Yds/ Rec | Yds/ Gm |
|---|-----|-----|----|-----|-------|----|------------|-------------|------------|
| 1. Laurent Robinson, Illinois St. | WR | JR | 11 | 86 | 1,465 | 12 | 7.82 | 17.03 | 133.18 |
| 2. Michael Caputo, St. Francis (Pa.)..... | WR | JR | 11 | 92 | 1,433 | 12 | 8.36 | 15.58 | 130.27 |
| 3. Miles Austin, Monmouth..... | WR | SR | 8 | 49 | 1,004 | 11 | 6.13 | 20.49 | 125.50 |
| 4. David Ball, New Hampshire..... | WR | JR | 13 | 87 | 1,551 | 24 | 6.69 | 17.83 | 119.31 |
| 5. Eric Kimble, Eastern Wash. | WR | SR | 12 | 87 | 1,419 | 12 | 7.25 | 16.31 | 118.25 |
| 6. Henry Tolbert, Grambling | RB | SR | 12 | 74 | 1,391 | 19 | 6.17 | 18.80 | 115.92 |
| 7. Andre Ralston, Eastern Ky. | WR | SR | 11 | 62 | 1,150 | 8 | 5.64 | 18.55 | 104.55 |
| 8. Tyrone Timmons, Mississippi Val. | WR | JR | 11 | 62 | 1,059 | 8 | 5.64 | 17.08 | 96.27 |
| 9. Alvan Robinson, Alabama St. | WR | SR | 11 | 63 | 1,046 | 12 | 5.73 | 16.60 | 95.09 |
| 10. Shaun Grover, Wagner | WR | SR | 11 | 78 | 1,031 | 8 | 7.09 | 13.22 | 93.73 |
| 11. Ryan Wroblecki, Dayton | WR | SR | 10 | 52 | 919 | 4 | 5.20 | 17.67 | 91.90 |
| 12. Raul Vijil, Eastern Wash. | WR | SR | 12 | 72 | 1,080 | 8 | 6.00 | 15.00 | 90.00 |
| 13. Tyjuan Massey, Robert Morris | WR | SR | 10 | 39 | 899 | 10 | 3.90 | 23.05 | 89.90 |

| Rank, Player | Pos | Cl. | G | Rec | Yds | TD | Rec/ Gm | Yds/ Rec | Yds/ Gm |
|--|-----|-----|----|-----|-------|----|------------|-------------|------------|
| 14. Marques Colston, Hofstra..... | WR | SR | 11 | 70 | 975 | 5 | 6.36 | 13.93 | 88.64 |
| 15. Chris Turner, Wagner..... | WR | JR | 11 | 66 | 952 | 12 | 6.00 | 14.42 | 86.55 |
| 16. Devale Ellis, Hofstra..... | WR | SR | 11 | 74 | 943 | 5 | 6.73 | 12.74 | 85.73 |
| 17. Clyde Edwards, Grambling..... | WR | SO | 10 | 46 | 850 | 8 | 4.60 | 18.48 | 85.00 |
| 18. Cory Parks, Northeastern..... | WR | SR | 10 | 50 | 840 | 6 | 5.00 | 16.80 | 84.00 |
| 19. Corey Bundy, Sacred Heart..... | WR | SO | 9 | 34 | 755 | 8 | 3.78 | 22.21 | 83.89 |
| 20. Adam Hannula, San Diego..... | WR | SR | 12 | 73 | 1,000 | 11 | 6.08 | 13.70 | 83.33 |
| 21. Kevin McMahan, Maine..... | WR | SR | 11 | 59 | 893 | 13 | 5.36 | 15.14 | 81.18 |
| 22. J.J. Outlaw, Villanova..... | WR | SR | 11 | 83 | 878 | 7 | 7.55 | 10.58 | 79.82 |
| 23. Ashley Wright, Yale..... | WR | JR | 10 | 61 | 795 | 10 | 6.10 | 13.03 | 79.50 |
| 24. John Zabel, La Salle..... | WR | SR | 11 | 48 | 872 | 7 | 4.36 | 18.17 | 79.27 |
| 25. Andrae Brown, Towson..... | WR | JR | 11 | 63 | 870 | 8 | 5.73 | 13.81 | 79.09 |
| 26. Jarrett Schreck, Brown..... | WR | SR | 10 | 34 | 781 | 7 | 3.40 | 22.97 | 78.10 |
| 27. Sam Logan, Indiana St..... | WR | JR | 11 | 77 | 849 | 5 | 7.00 | 11.03 | 77.18 |
| 28. Ryan Hubbard, Davidson..... | WR | SO | 8 | 30 | 612 | 6 | 3.75 | 20.40 | 76.50 |
| 29. Todd Feiereisen, Yale..... | WR | SR | 10 | 55 | 762 | 7 | 5.50 | 13.85 | 76.20 |
| 30. Josh Taylor, Southeastern La..... | WR | SR | 8 | 48 | 606 | 5 | 6.00 | 12.63 | 75.75 |
| 31. Duvaughn Flagler, Gardner-Webb..... | WR | SO | 11 | 55 | 826 | 13 | 5.00 | 15.02 | 75.09 |
| 32. John Bond, St. Peter's..... | WR | SO | 10 | 42 | 745 | 5 | 4.20 | 17.74 | 74.50 |
| 33. James Vernon, Southern U..... | WR | SR | 9 | 45 | 666 | 8 | 5.00 | 14.80 | 74.00 |
| 34. Luke Palko, St. Francis (Pa.)..... | WR | JR | 11 | 85 | 812 | 7 | 7.73 | 9.55 | 73.82 |
| 35. John Dieser, Villanova..... | WR | SR | 11 | 55 | 805 | 6 | 5.00 | 14.64 | 73.18 |
| 36. Joseph Nicholas, William & Mary..... | WR | SO | 10 | 52 | 731 | 5 | 5.20 | 14.06 | 73.10 |
| 37. Larry Shipp, Tennessee Tech..... | WR | SO | 11 | 50 | 803 | 8 | 4.55 | 16.06 | 73.00 |
| 38. Charlie Spiller, Alcorn St..... | WR | JR | 11 | 38 | 794 | 4 | 3.45 | 20.89 | 72.18 |
| 38. Marco Thomas, Western Ill..... | WR | JR | 11 | 43 | 794 | 5 | 3.91 | 18.47 | 72.18 |
| 40. Brandon London, Massachusetts..... | WR | JR | 11 | 60 | 774 | 3 | 5.45 | 12.90 | 70.36 |
| 41. Dennis Calacione, Iona..... | WR | SR | 10 | 41 | 703 | 5 | 4.10 | 17.15 | 70.30 |
| 42. T.J. Milcic, Southeast Mo. St..... | WR | SR | 11 | 39 | 753 | 8 | 3.55 | 19.31 | 68.45 |
| 43. Brandon Bowser, Columbia..... | WR | SR | 10 | 44 | 684 | 7 | 4.40 | 15.55 | 68.40 |
| 44. Josh Anderson, Stony Brook..... | WR | JR | 11 | 51 | 750 | 7 | 4.64 | 14.71 | 68.18 |
| 45. Zohn Burden, VMI..... | WR | SR | 11 | 58 | 742 | 3 | 5.27 | 12.79 | 67.45 |
| 46. Hutch Gonzales, Southeastern La..... | WR | SR | 9 | 37 | 601 | 6 | 4.11 | 16.24 | 66.78 |
| 47. Michael Sparks, Missouri St..... | WR | SR | 10 | 62 | 663 | 5 | 6.20 | 10.69 | 66.30 |
| 48. Roosevelt Kiser, Florida A&M..... | WR | JR | 11 | 63 | 728 | 5 | 5.73 | 11.56 | 66.18 |
| 49. Shaheer McBride, Delaware St..... | WR | JR | 11 | 50 | 720 | 6 | 4.55 | 14.40 | 65.45 |
| 50. Clyde Tullis Jr., Savannah St..... | QB | SR | 11 | 45 | 719 | 11 | 4.09 | 15.98 | 65.36 |
| 51. Reggie Gray, Western Ill..... | WR | SR | 11 | 60 | 713 | 5 | 5.45 | 11.88 | 64.82 |
| 52. Arman Shields, Richmond..... | WR | SO | 13 | 62 | 842 | 4 | 4.77 | 13.58 | 64.77 |
| 53. Marcus Lee, Towson..... | WR | FR | 11 | 51 | 702 | 4 | 4.64 | 13.76 | 63.82 |
| 54. Gerard Landry, Southern U..... | WR | SO | 9 | 39 | 574 | 4 | 4.33 | 14.72 | 63.78 |
| 55. Quinten Lawrence, McNeese St..... | WR | SO | 9 | 27 | 572 | 6 | 3.00 | 21.19 | 63.56 |
| 56. Guy Smith, Marist..... | WR | SR | 11 | 45 | 696 | 7 | 4.09 | 15.47 | 63.27 |
| 57. Tramaine Murray, Montana St..... | WR | SR | 11 | 44 | 694 | 4 | 4.00 | 15.77 | 63.09 |
| 58. Hank Edwards, Texas Southern..... | WR | SR | 11 | 41 | 679 | 3 | 3.73 | 16.56 | 61.73 |
| 59. Phil Vorndran, Butler..... | WR | SR | 11 | 45 | 674 | 2 | 4.09 | 14.98 | 61.27 |
| 60. Lynzell Jackson, Weber St..... | WR | SR | 11 | 39 | 672 | 5 | 3.55 | 17.23 | 61.09 |
| 61. Jeff Moore, Samford..... | WR | SO | 11 | 53 | 669 | 4 | 4.82 | 12.62 | 60.82 |
| 62. Markee White, Texas St..... | WR | SR | 13 | 56 | 786 | 5 | 4.31 | 14.04 | 60.46 |
| 63. Eldin Ferguson, Jacksonville..... | WR | SR | 8 | 29 | 483 | 5 | 3.63 | 16.66 | 60.38 |
| 64. Brent Little, Southern Ill..... | WR | SR | 13 | 49 | 781 | 5 | 3.77 | 15.94 | 60.08 |
| 65. DeWayne Long, Colgate..... | WR | SR | 12 | 55 | 720 | 3 | 4.58 | 13.09 | 60.00 |
| 66. Nick Garton, San Diego..... | WR | SR | 12 | 56 | 718 | 9 | 4.67 | 12.82 | 59.83 |
| 67. Brandon Trusty, N.C. A&T..... | WR | SR | 11 | 63 | 655 | 1 | 5.73 | 10.40 | 59.55 |
| 68. Carl Berman, Indiana St..... | WR | JR | 10 | 55 | 593 | 5 | 5.50 | 10.78 | 59.30 |
| 69. Taurean Stephens, Tenn.-Martin..... | WR | JR | 11 | 60 | 651 | 5 | 5.45 | 10.85 | 59.18 |
| 70. Terry Larsen, Weber St..... | WR | JR | 11 | 39 | 649 | 4 | 3.55 | 16.64 | 59.00 |
| 71. Brent McNeal, Tennessee Tech..... | WR | JR | 11 | 40 | 644 | 4 | 3.64 | 16.10 | 58.55 |
| 72. Maurice Perkins, Western Ky..... | WR | SR | 11 | 38 | 636 | 3 | 3.45 | 16.74 | 57.82 |
| 73. Felton Huggins, Southeastern La..... | WR | SR | 9 | 46 | 520 | 4 | 5.11 | 11.30 | 57.78 |
| 74. Michael Mayers, Elon..... | WR | SO | 11 | 41 | 632 | 4 | 3.73 | 15.41 | 57.45 |
| 75. Chris Maddox, Alabama St..... | WR | SR | 11 | 38 | 631 | 8 | 3.45 | 16.61 | 57.36 |
| 76. Rondriekas Darby, South Carolina St..... | WR | JR | 11 | 29 | 629 | 7 | 2.64 | 21.69 | 57.18 |
| 77. Brandon Stanford, Lafayette..... | WR | SR | 12 | 57 | 683 | 3 | 4.75 | 11.98 | 56.92 |
| 78. Adam San Miguel, Monmouth..... | WR | JR | 10 | 51 | 569 | 3 | 5.10 | 11.16 | 56.90 |
| 79. Alex Watson, Northern Ariz..... | WR | JR | 10 | 50 | 566 | 3 | 5.00 | 11.32 | 56.60 |
| 80. Lonnie Hill, Brown..... | WR | JR | 10 | 33 | 563 | 5 | 3.30 | 17.06 | 56.30 |
| 81. Shang Moore, Mississippi Val..... | WR | JR | 10 | 32 | 554 | 2 | 3.20 | 17.31 | 55.40 |
| 82. Kevin Sullivan, La Salle..... | RB | JR | 11 | 62 | 609 | 5 | 5.64 | 9.82 | 55.36 |
| 83. Gerran Walker, Lehigh..... | WR | SR | 11 | 38 | 608 | 4 | 3.45 | 16.00 | 55.27 |
| 83. Patrick Bugg, Eastern Ky..... | TE | JR | 11 | 40 | 608 | 10 | 3.64 | 15.20 | 55.27 |
| 85. Moses Harris, Grambling..... | WR | SR | 11 | 38 | 605 | 7 | 3.45 | 15.92 | 55.00 |
| 86. Jason Raiti, Dartmouth..... | WR | SR | 10 | 41 | 544 | 1 | 4.10 | 13.27 | 54.40 |
| 87. Sean Gruber, Holy Cross..... | WR | SR | 11 | 37 | 598 | 9 | 3.36 | 16.16 | 54.36 |
| 88. Ryan Tyler, Harvard..... | WR | SR | 10 | 36 | 542 | 3 | 3.60 | 15.06 | 54.20 |
| 89. Brandon Turner, Liberty..... | WR | SO | 11 | 43 | 594 | 2 | 3.91 | 13.81 | 54.00 |
| 89. Kenny Parker, Colgate..... | WR | JR | 11 | 46 | 594 | 7 | 4.18 | 12.91 | 54.00 |
| 91. Brett Dioguardi, Davidson..... | WR | JR | 9 | 36 | 485 | 2 | 4.00 | 13.47 | 53.89 |
| 92. Carl Price, Stephen F. Austin..... | WR | SR | 11 | 41 | 586 | 5 | 3.73 | 14.29 | 53.27 |
| 93. Marquay McDaniel, Hampton..... | WR | SR | 12 | 42 | 637 | 6 | 3.50 | 15.17 | 53.08 |
| 94. Matt Hale, Richmond..... | WR | JR | 11 | 42 | 581 | 3 | 3.82 | 13.83 | 52.82 |
| 95. Joey Hew Len, Southern Utah..... | WR | JR | 9 | 32 | 474 | 4 | 3.56 | 14.81 | 52.67 |

| Rank, Player | Pos | Cl. | G | Rec | Yds | TD | Rec/ Gm | Yds/ Rec | Yds/ Gm |
|-----------------------------------|-----|-----|----|-----|-------|----|------------|-------------|------------|
| 96. Onrea Jones, Hampton | WR | JR | 12 | 32 | 631 | 2 | 2.67 | 19.72 | 52.58 |
| 97. Jaleel Kindell, St. Peter's | WR | FR | 10 | 56 | 525 | 1 | 5.60 | 9.38 | 52.50 |
| 98. Jerome Eason, Southern Utah | WR | JR | 9 | 45 | 470 | 5 | 5.00 | 10.44 | 52.22 |
| 99. Craig McIntyre, Eastern Wash. | WR | SR | 11 | 33 | 573 | 7 | 3.00 | 17.36 | 52.09 |
| 100. Justin Stepp, Furman | WR | JR | 13 | 46 | 676 | 8 | 3.54 | 14.70 | 52.00 |
| * Tony Kays, UC Davis | WR | JR | 11 | 93 | 1,213 | 3 | 8.45 | 13.04 | 110.27 |
| * Andy Birkel, Northern Colo. | WR | JR | 11 | 50 | 907 | 10 | 4.55 | 18.14 | 82.45 |
| * Josh Davis, South Dakota St. | WR | SR | 11 | 49 | 813 | 6 | 4.45 | 16.59 | 73.91 |
| * Cory Sleeth, Northern Colo. | WR | SO | 11 | 41 | 658 | 7 | 3.73 | 16.05 | 59.82 |
| * Blaise Smith, UC Davis | WR | SR | 11 | 57 | 604 | 4 | 5.18 | 10.60 | 54.91 |

Total Receiving Yards

| Rank, Player | Pos | Cl. | G | Rec | Yds | TD | Rec/ Gm | Yds/ Rec | Yds/ Gm |
|--------------------------------------|-----|-----|----|-----|-------|----|------------|-------------|------------|
| 1. David Ball, New Hampshire | WR | JR | 13 | 87 | 1,551 | 24 | 6.69 | 17.83 | 119.31 |
| 2. Laurent Robinson, Illinois St. | WR | JR | 11 | 86 | 1,465 | 12 | 7.82 | 17.03 | 133.18 |
| 3. Michael Caputo, St. Francis (Pa.) | WR | JR | 11 | 92 | 1,433 | 12 | 8.36 | 15.58 | 130.27 |
| 4. Eric Kimble, Eastern Wash. | WR | SR | 12 | 87 | 1,419 | 12 | 7.25 | 16.31 | 118.25 |
| 5. Henry Tolbert, Grambling | RB | SR | 12 | 74 | 1,391 | 19 | 6.17 | 18.80 | 115.92 |
| 6. Andre Ralston, Eastern Ky. | WR | SR | 11 | 62 | 1,150 | 8 | 5.64 | 18.55 | 104.55 |
| 7. Raul Vijil, Eastern Wash. | WR | SR | 12 | 72 | 1,080 | 8 | 6.00 | 15.00 | 90.00 |
| 8. Tyrone Timmons, Mississippi Val. | WR | JR | 11 | 62 | 1,059 | 8 | 5.64 | 17.08 | 96.27 |
| 9. Alvan Robinson, Alabama St. | WR | SR | 11 | 63 | 1,046 | 12 | 5.73 | 16.60 | 95.09 |
| 10. Shaun Grover, Wagner | WR | SR | 11 | 78 | 1,031 | 8 | 7.09 | 13.22 | 93.73 |
| 11. Miles Austin, Monmouth | WR | SR | 8 | 49 | 1,004 | 11 | 6.13 | 20.49 | 125.50 |
| 12. Adam Hannula, San Diego | WR | SR | 12 | 73 | 1,000 | 11 | 6.08 | 13.70 | 83.33 |
| 13. Marques Colston, Hofstra | WR | SR | 11 | 70 | 975 | 5 | 6.36 | 13.93 | 88.64 |
| 14. Chris Turner, Wagner | WR | JR | 11 | 66 | 952 | 12 | 6.00 | 14.42 | 86.55 |
| 15. Deval Ellis, Hofstra | WR | SR | 11 | 74 | 943 | 5 | 6.73 | 12.74 | 85.73 |
| 16. Ryan Wroblewski, Dayton | WR | SR | 10 | 52 | 919 | 4 | 5.20 | 17.67 | 91.90 |
| 17. Tyjuan Massey, Robert Morris | WR | SR | 10 | 39 | 899 | 10 | 3.90 | 23.05 | 89.90 |
| 18. Kevin McMahan, Maine | WR | SR | 11 | 59 | 893 | 13 | 5.36 | 15.14 | 81.18 |
| 19. J.J. Outlaw, Villanova | WR | SR | 11 | 83 | 878 | 7 | 7.55 | 10.58 | 79.82 |
| 20. John Zabel, La Salle | WR | SR | 11 | 48 | 872 | 7 | 4.36 | 18.17 | 79.27 |
| 21. Andrae Brown, Towson | WR | JR | 11 | 63 | 870 | 8 | 5.73 | 13.81 | 79.09 |
| 22. Clyde Edwards, Grambling | WR | SO | 10 | 46 | 850 | 8 | 4.60 | 18.48 | 85.00 |
| 23. Sam Logan, Indiana St. | WR | JR | 11 | 77 | 849 | 5 | 7.00 | 11.03 | 77.18 |
| 24. Arman Shields, Richmond | WR | SO | 13 | 62 | 842 | 4 | 4.77 | 13.58 | 64.77 |
| 25. Cory Parks, Northeastern | WR | SR | 10 | 50 | 840 | 6 | 5.00 | 16.80 | 84.00 |
| 26. Duvaughn Flagler, Gardner-Webb | WR | SO | 11 | 55 | 826 | 13 | 5.00 | 15.02 | 75.09 |
| 27. Luke Palko, St. Francis (Pa.) | WR | JR | 11 | 85 | 812 | 7 | 7.73 | 9.55 | 73.82 |
| 28. John Dieser, Villanova | WR | SR | 11 | 55 | 805 | 6 | 5.00 | 14.64 | 73.18 |
| 29. Larry Shipp, Tennessee Tech | WR | SO | 11 | 50 | 803 | 8 | 4.55 | 16.06 | 73.00 |
| 30. Ashley Wright, Yale | WR | JR | 10 | 61 | 795 | 10 | 6.10 | 13.03 | 79.50 |
| 31. Marco Thomas, Western Ill. | WR | JR | 11 | 43 | 794 | 5 | 3.91 | 18.47 | 72.18 |
| 31. Charlie Spiller, Alcorn St. | WR | JR | 11 | 38 | 794 | 4 | 3.45 | 20.89 | 72.18 |
| 33. Markee White, Texas St. | WR | SR | 13 | 56 | 786 | 5 | 4.31 | 14.04 | 60.46 |
| 34. Brent Little, Southern Ill. | WR | SR | 13 | 49 | 781 | 5 | 3.77 | 15.94 | 60.08 |
| 34. Jarrett Schreck, Brown | WR | SR | 10 | 34 | 781 | 7 | 3.40 | 22.97 | 78.10 |
| 36. Brandon London, Massachusetts | WR | JR | 11 | 60 | 774 | 3 | 5.45 | 12.90 | 70.36 |
| 37. Todd Feiereisen, Yale | WR | SR | 10 | 55 | 762 | 7 | 5.50 | 13.85 | 76.20 |
| 38. Corey Bundy, Sacred Heart | WR | SO | 9 | 34 | 755 | 8 | 3.78 | 22.21 | 83.89 |
| 39. T.J. Milcic, Southeast Mo. St. | WR | SR | 11 | 39 | 753 | 8 | 3.55 | 19.31 | 68.45 |
| 40. Josh Anderson, Stony Brook | WR | JR | 11 | 51 | 750 | 7 | 4.64 | 14.71 | 68.18 |
| 41. John Bond, St. Peter's | WR | SO | 10 | 42 | 745 | 5 | 4.20 | 17.74 | 74.50 |
| 42. Zohn Burden, VMI | WR | SR | 11 | 58 | 742 | 3 | 5.27 | 12.79 | 67.45 |
| 43. Joseph Nicholas, William & Mary | WR | SO | 10 | 52 | 731 | 5 | 5.20 | 14.06 | 73.10 |
| 44. Roosevelt Kiser, Florida A&M | WR | JR | 11 | 63 | 728 | 5 | 5.73 | 11.56 | 66.18 |
| 45. Shaheer McBride, Delaware St. | WR | JR | 11 | 50 | 720 | 6 | 4.55 | 14.40 | 65.45 |
| 45. DeWayne Long, Colgate | WR | SR | 12 | 55 | 720 | 3 | 4.58 | 13.09 | 60.00 |
| 47. Clyde Tullis Jr., Savannah St. | QB | SR | 11 | 45 | 719 | 11 | 4.09 | 15.98 | 65.36 |
| 48. Nick Garton, San Diego | WR | SR | 12 | 56 | 718 | 9 | 4.67 | 12.82 | 59.83 |
| 49. Reggie Gray, Western Ill. | WR | SR | 11 | 60 | 713 | 5 | 5.45 | 11.88 | 64.82 |
| 50. Dennis Calacione, Iona | WR | SR | 10 | 41 | 703 | 5 | 4.10 | 17.15 | 70.30 |
| 51. Marcus Lee, Towson | WR | FR | 11 | 51 | 702 | 4 | 4.64 | 13.76 | 63.82 |
| 52. Guy Smith, Marist | WR | SR | 11 | 45 | 696 | 7 | 4.09 | 15.47 | 63.27 |
| 53. Tramaine Murray, Montana St. | WR | SR | 11 | 44 | 694 | 4 | 4.00 | 15.77 | 63.09 |
| 54. Brandon Bowser, Columbia | WR | SR | 10 | 44 | 684 | 7 | 4.40 | 15.55 | 68.40 |
| 55. Brandon Stanford, Lafayette | WR | SR | 12 | 57 | 683 | 3 | 4.75 | 11.98 | 56.92 |
| 56. Hank Edwards, Texas Southern | WR | SR | 11 | 41 | 679 | 3 | 3.73 | 16.56 | 61.73 |
| 57. Justin Stepp, Furman | WR | JR | 13 | 46 | 676 | 8 | 3.54 | 14.70 | 52.00 |
| 58. Phil Vorndran, Butler | WR | SR | 11 | 45 | 674 | 2 | 4.09 | 14.98 | 61.27 |
| 59. Lynzell Jackson, Weber St. | WR | SR | 11 | 39 | 672 | 5 | 3.55 | 17.23 | 61.09 |
| 60. Jeff Moore, Samford | WR | SO | 11 | 53 | 669 | 4 | 4.82 | 12.62 | 60.82 |
| 61. James Vernon, Southern U. | WR | SR | 9 | 45 | 666 | 8 | 5.00 | 14.80 | 74.00 |
| 62. Michael Sparks, Missouri St. | WR | SR | 10 | 62 | 663 | 5 | 6.20 | 10.69 | 66.30 |
| 62. Justin Surrency, UNI | WR | SR | 15 | 47 | 663 | 7 | 3.13 | 14.11 | 44.20 |
| 64. Ramses Barden, Cal Poly | WR | FR | 13 | 40 | 655 | 9 | 3.08 | 16.38 | 50.38 |
| 64. Brandon Trusty, N.C. A&T | WR | SR | 11 | 63 | 655 | 1 | 5.73 | 10.40 | 59.55 |
| 66. Patrick Hunter, UNI | WR | SR | 15 | 35 | 652 | 5 | 2.33 | 18.63 | 43.47 |
| 67. Taurean Stephens, Tenn.-Martin | WR | JR | 11 | 60 | 651 | 5 | 5.45 | 10.85 | 59.18 |

| Rank, Player | Pos | Cl. | G | Rec | Yds | TD | Rec/Gm | Yds/Rec | Yds/Gm |
|--|-----|-----|----|-----|-------|----|--------|---------|--------|
| 68. Terry Larsen, Weber St. | WR | JR | 11 | 39 | 649 | 4 | 3.55 | 16.64 | 59.00 |
| 69. Brent McNeal, Tennessee Tech | WR | JR | 11 | 40 | 644 | 4 | 3.64 | 16.10 | 58.55 |
| 70. Marquay McDaniel, Hampton | WR | SR | 12 | 42 | 637 | 6 | 3.50 | 15.17 | 53.08 |
| 71. Maurice Perkins, Western Ky. | WR | SR | 11 | 38 | 636 | 3 | 3.45 | 16.74 | 57.82 |
| 72. Michael Mayers, Elon | WR | SO | 11 | 41 | 632 | 4 | 3.73 | 15.41 | 57.45 |
| 73. Onrea Jones, Hampton | WR | JR | 12 | 32 | 631 | 2 | 2.67 | 19.72 | 52.58 |
| 73. Chris Maddox, Alabama St. | WR | SR | 11 | 38 | 631 | 8 | 3.45 | 16.61 | 57.36 |
| 75. Rondriekas Darby, South Carolina St. | WR | JR | 11 | 29 | 629 | 7 | 2.64 | 21.69 | 57.18 |
| 76. Ryan Hubbard, Davidson | WR | SO | 8 | 30 | 612 | 6 | 3.75 | 20.40 | 76.50 |
| 77. Ryan Voss, Eastern Ill. | WR | JR | 12 | 37 | 610 | 6 | 3.08 | 16.49 | 50.83 |
| 78. Kevin Sullivan, La Salle | RB | JR | 11 | 62 | 609 | 5 | 5.64 | 9.82 | 55.36 |
| 79. Patrick Bugg, Eastern Ky. | TE | JR | 11 | 40 | 608 | 10 | 3.64 | 15.20 | 55.27 |
| 79. Gerran Walker, Lehigh | WR | SR | 11 | 38 | 608 | 4 | 3.45 | 16.00 | 55.27 |
| 81. Josh Taylor, Southeastern La. | WR | SR | 8 | 48 | 606 | 5 | 6.00 | 12.63 | 75.75 |
| 82. Moses Harris, Grambling | WR | SR | 11 | 38 | 605 | 7 | 3.45 | 15.92 | 55.00 |
| 83. Keith LeVan, New Hampshire | WR | SO | 13 | 51 | 604 | 3 | 3.92 | 11.84 | 46.46 |
| 84. Hutch Gonzales, Southeastern La. | WR | SR | 9 | 37 | 601 | 6 | 4.11 | 16.24 | 66.78 |
| 85. Sean Gruber, Holy Cross | WR | SR | 11 | 37 | 598 | 9 | 3.36 | 16.16 | 54.36 |
| 86. Brandon Turner, Liberty | WR | SO | 11 | 43 | 594 | 2 | 3.91 | 13.81 | 54.00 |
| 86. Kenny Parker, Colgate | WR | JR | 11 | 46 | 594 | 7 | 4.18 | 12.91 | 54.00 |
| 88. Carl Beriman, Indiana St. | WR | JR | 10 | 55 | 593 | 5 | 5.50 | 10.78 | 59.30 |
| 89. Carl Price, Stephen F. Austin | WR | SR | 11 | 41 | 586 | 5 | 3.73 | 14.29 | 53.27 |
| 90. Matt Hale, Richmond | WR | JR | 11 | 42 | 581 | 3 | 3.82 | 13.83 | 52.82 |
| 91. Jamie Goodwin, UNI | WR | SR | 15 | 27 | 576 | 4 | 1.80 | 21.33 | 38.40 |
| 92. Gerard Landry, Southern U. | WR | SO | 9 | 39 | 574 | 4 | 4.33 | 14.72 | 63.78 |
| 93. Craig McIntyre, Eastern Wash. | WR | SR | 11 | 33 | 573 | 7 | 3.00 | 17.36 | 52.09 |
| 94. Quinten Lawrence, McNeese St. | WR | SO | 9 | 27 | 572 | 6 | 3.00 | 21.19 | 63.56 |
| 95. Adam San Miguel, Monmouth | WR | JR | 10 | 51 | 569 | 3 | 5.10 | 11.16 | 56.90 |
| 96. Alex Watson, Northern Ariz. | WR | JR | 10 | 50 | 566 | 3 | 5.00 | 11.32 | 56.60 |
| 97. Lonnie Hill, Brown | WR | JR | 10 | 33 | 563 | 5 | 3.30 | 17.06 | 56.30 |
| 98. Kevin Richardson, Appalachian St. | RB | SO | 15 | 52 | 558 | 2 | 3.47 | 10.73 | 37.20 |
| 99. Dominique Edison, Stephen F. Austin | WR | FR | 11 | 30 | 556 | 4 | 2.73 | 18.53 | 50.55 |
| 100. Shang Moore, Mississippi Val. | WR | JR | 10 | 32 | 554 | 2 | 3.20 | 17.31 | 55.40 |
| * Tony Kays, UC Davis | WR | JR | 11 | 93 | 1,213 | 3 | 8.45 | 13.04 | 110.27 |
| * Andy Birkel, Northern Colo. | WR | JR | 11 | 50 | 907 | 10 | 4.55 | 18.14 | 82.45 |
| * Josh Davis, South Dakota St. | WR | SR | 11 | 49 | 813 | 6 | 4.45 | 16.59 | 73.91 |
| * Cory Sleeth, Northern Colo. | WR | SO | 11 | 41 | 658 | 7 | 3.73 | 16.05 | 59.82 |
| * Blaise Smith, UC Davis | WR | SR | 11 | 57 | 604 | 4 | 5.18 | 10.60 | 54.91 |

STATISTICAL LEADERS

Interceptions

| Rank, Player | Pos | Cl. | G | Int | Yds | TD | Int/Gm |
|---------------------------------------|-----|-----|----|-----|-----|----|--------|
| 1. Jay McCarreins, Princeton | DB | SR | 10 | 9 | 236 | 2 | .90 |
| 2. James Gasparella, Brown | DB | SR | 10 | 7 | 42 | 0 | .70 |
| 3. Bobbie Williams, Bethune-Cookman | DB | SO | 10 | 6 | 80 | 0 | .60 |
| 3. Casey Klaus, Dayton | DB | JR | 10 | 6 | 146 | 1 | .60 |
| 5. Brian Ford, Wofford | DB | SO | 11 | 6 | 5 | 0 | .55 |
| 5. Keldrick Holman, Stephen F. Austin | DB | JR | 11 | 6 | 112 | 0 | .55 |
| 5. Codera Jackson, Youngstown St. | DB | JR | 11 | 6 | 103 | 1 | .55 |
| 8. Courtney Brown, Cal Poly | DB | JR | 13 | 7 | 54 | 1 | .54 |
| 9. Michael Ford, Duquesne | DB | SR | 10 | 5 | 164 | 2 | .50 |
| 9. Duriel Adams, Southeastern La. | DB | JR | 10 | 5 | 110 | 0 | .50 |
| 9. Pat FitzGerald, Davidson | DB | SO | 10 | 5 | 22 | 0 | .50 |
| 9. Lee Driftmier, Yale | LB | JR | 10 | 5 | 48 | 0 | .50 |
| 9. Doug Hewlett, Harvard | LB | SO | 10 | 5 | 67 | 0 | .50 |
| 9. Nick Solakian, Yale | DB | JR | 10 | 5 | 52 | 0 | .50 |
| 15. Daren Stone, Maine | DB | JR | 11 | 5 | 28 | 0 | .45 |
| 15. Quinton Teal, Coastal Caro. | DB | SR | 11 | 5 | 76 | 0 | .45 |
| 15. Alfred Phillips, Wagner | DB | SO | 11 | 5 | 13 | 0 | .45 |
| 15. Anthony Wilson, Central Conn. St. | DB | SO | 11 | 5 | 25 | 0 | .45 |
| 15. Mark Moraca, La Salle | DB | JR | 11 | 5 | 71 | 0 | .45 |
| 15. Hakeem Muhammad, Prairie View | DB | SO | 11 | 5 | 92 | 0 | .45 |
| 15. Ken Bradford, Alcorn St. | DB | SR | 11 | 5 | 27 | 0 | .45 |
| 15. Justin Williams, Tennessee St. | DB | SR | 11 | 5 | 165 | 1 | .45 |
| 15. Daniel Hammett, Norfolk St. | DB | SO | 11 | 5 | 177 | 2 | .45 |
| 24. Rayvon Sims, Tenn.-Martin | DB | JR | 9 | 4 | 42 | 0 | .44 |
| 24. Francis Brown, Western Caro. | DB | SR | 9 | 4 | 21 | 0 | .44 |
| 26. Clint Sellers, Eastern Ill. | LB | JR | 12 | 5 | 50 | 0 | .42 |
| 26. David Hyland, Morehead St. | DB | FR | 12 | 5 | 53 | 0 | .42 |
| 26. Ken Chicoine, Cal Poly | DB | JR | 12 | 5 | 84 | 1 | .42 |
| 26. Jared Nepa, Colgate | LB | SR | 12 | 5 | 133 | 2 | .42 |
| 30. David Jiles, Monmouth | DB | SR | 10 | 4 | 20 | 0 | .40 |
| 30. Kyle Postell, Duquesne | DB | JR | 10 | 4 | 142 | 1 | .40 |
| 30. Zach Long, Davidson | DB | SO | 10 | 4 | 23 | 0 | .40 |
| 30. Andy Green, Drake | DB | FR | 10 | 4 | 49 | 0 | .40 |
| 30. Cory Vavala, Nicholls St. | LB | JR | 10 | 4 | 54 | 0 | .40 |
| 30. Corey Lynch, Appalachian St. | DB | SO | 15 | 6 | 121 | 0 | .40 |
| 36. Etienne Boulay, New Hampshire | DB | SR | 13 | 5 | 41 | 0 | .38 |
| 37. Lawrence Darby, McNeese St. | DB | JR | 8 | 3 | 40 | 0 | .38 |
| 38. Randy Carpenter, La Salle | WR | JR | 11 | 4 | 50 | 0 | .36 |
| 38. Kevin Corley, South Carolina St. | DB | JR | 11 | 4 | 37 | 1 | .36 |
| 38. Huck Correia, Marist | DB | JR | 11 | 4 | 44 | 0 | .36 |

| Rank, Player | Pos | Cl. | G | Int | Yds | TD | Int/Gm |
|--------------------------------------|-----|-----|----|-----|-----|----|--------|
| 38. Daniel Diaz, Marist | DB | SO | 11 | 4 | 59 | 1 | .36 |
| 38. Avery Dingle, Citadel | DB | SR | 11 | 4 | 56 | 1 | .36 |
| 38. Brandon Meggs, Austin Peay | DB | FR | 11 | 4 | 33 | 0 | .36 |
| 38. Cleitis Gordon, Jackson St. | DB | SR | 11 | 4 | 30 | 0 | .36 |
| 38. Corey-Khalil Harden, Alabama A&M | DB | SR | 11 | 4 | 53 | 0 | .36 |
| 38. Javone Murphy, Texas Southern | DB | SR | 11 | 4 | 72 | 0 | .36 |
| 38. Quintez Smith, Chattanooga | DB | SO | 11 | 4 | 42 | 1 | .36 |
| 38. Tristan Burge, Eastern Ill. | DB | JR | 11 | 4 | 108 | 2 | .36 |
| 38. Antoine Bethea, Howard | DB | SR | 11 | 4 | 0 | 0 | .36 |
| 38. Clint Kent, James Madison | DB | SR | 11 | 4 | 51 | 1 | .36 |
| 38. Shannon James, Massachusetts | DB | SR | 11 | 4 | 63 | 1 | .36 |
| 38. K.J. Gerard, Northern Ariz. | DB | SO | 11 | 4 | 72 | 0 | .36 |
| 38. Daniel Cooke, Gardner-Webb | DB | FR | 11 | 4 | 25 | 0 | .36 |
| 38. David Frisbey, Bucknell | DB | JR | 11 | 4 | 73 | 0 | .36 |
| 38. James Temple, Illinois St. | DB | JR | 11 | 4 | 56 | 0 | .36 |
| 38. Brad Brachear, Southern Ill. | DB | SR | 11 | 4 | 87 | 1 | .36 |
| 38. Stephen Cason, William & Mary | DB | SR | 11 | 4 | 82 | 1 | .36 |
| 58. Torrey Thomas, Montana | FS | SO | 12 | 4 | 71 | 1 | .33 |
| 58. Cody Williams, Colgate | DB | SO | 12 | 4 | 53 | 1 | .33 |
| 58. Chris Williams, Colgate | DB | SR | 12 | 4 | 55 | 0 | .33 |
| 58. James Kazil, Robert Morris | DB | SO | 9 | 3 | 39 | 0 | .33 |
| 58. A.J. Bryant, Ga. Southern | DB | SR | 12 | 4 | 95 | 1 | .33 |
| 58. Brian Majors, Southern Utah | DB | SR | 9 | 3 | 16 | 0 | .33 |
| 58. Stephen Rhea, Stephen F. Austin | DB | SO | 9 | 3 | 27 | 1 | .33 |
| 58. DeMichael Dizer, Grambling | DB | JR | 12 | 4 | 42 | 0 | .33 |
| 58. Kwesi Williams, Morehead St. | DB | SR | 12 | 4 | 74 | 0 | .33 |
| 58. Chance Walton, Dayton | DB | JR | 9 | 3 | 22 | 0 | .33 |
| 58. Josh Brisco, San Diego | DB | JR | 12 | 4 | 20 | 1 | .33 |
| 58. Brandon Averett, Alabama St. | DB | SO | 9 | 3 | 6 | 0 | .33 |
| 70. Tim Cotter, Brown | DB | SR | 10 | 3 | 16 | 0 | .30 |
| 70. Michael Hill, Duquesne | DB | JR | 10 | 3 | 35 | 0 | .30 |
| 70. David Daniels, Southeastern La. | DB | SR | 10 | 3 | 16 | 0 | .30 |
| 70. Greg Brown, Sam Houston St. | DB | JR | 10 | 3 | 27 | 0 | .30 |
| 70. Victor Nichols, Eastern Ky. | DB | JR | 10 | 3 | 31 | 0 | .30 |
| 70. Carl Hayden, Eastern Ky. | DB | SR | 10 | 3 | 0 | 0 | .30 |
| 70. Terrance Wright, St. Peter's | DB | SR | 10 | 3 | 14 | 0 | .30 |
| 70. Robert Mason, VMI | DB | SR | 10 | 3 | 102 | 1 | .30 |
| 70. Mike Castellano, Monmouth | LB | JR | 10 | 3 | 18 | 0 | .30 |
| 70. Steve Williams, Harvard | DB | SO | 10 | 3 | 40 | 1 | .30 |
| 70. Robert Balkema, Harvard | DB | SR | 10 | 3 | 18 | 1 | .30 |
| 70. Tim Strickland, Princeton | DB | JR | 10 | 3 | 24 | 0 | .30 |
| 82. Tanner Varner, UNI | DB | SR | 14 | 4 | 95 | 0 | .29 |

| Rank, Player | Pos | Cl. | G | Int | Yds | TD | Int/Gm |
|---------------------------------------|-----|-----|----|-----|-----|----|--------|
| 82. Austin Holmes, Furman | CB | SO | 14 | 4 | 0 | 0 | .29 |
| 84. Mario Palmieri, La Salle | DB | SO | 11 | 3 | 96 | 0 | .27 |
| 84. Keith Williams, Florida A&M | DB | SR | 11 | 3 | 12 | 0 | .27 |
| 84. Blake Saunders, Delaware St. | DB | SR | 11 | 3 | 27 | 0 | .27 |
| 84. Brandon Rosser, Eastern Ky. | LB | JR | 11 | 3 | 94 | 2 | .27 |
| 84. Mike Johnson, Jacksonville St. | DB | SO | 11 | 3 | 16 | 0 | .27 |
| 84. R.J. Haskins, Austin Peay | DB | SR | 11 | 3 | 56 | 0 | .27 |
| 84. Antonio Nelson, Alabama A&M | DB | JR | 11 | 3 | 102 | 1 | .27 |
| 84. Marcus Black, Alabama A&M | DB | JR | 11 | 3 | 0 | 0 | .27 |
| 84. Anthony James, Tennessee Tech | DB | SR | 11 | 3 | 1 | 0 | .27 |
| 84. Brandon Fields, Tennessee Tech | DB | SR | 11 | 3 | 45 | 0 | .27 |
| 84. Kenny Brown, Jacksonville St. | DB | JR | 11 | 3 | 0 | 0 | .27 |
| 84. Darren Williams, Jacksonville St. | DB | SR | 11 | 3 | 73 | 0 | .27 |
| 84. Derrick Huff, Eastern Ky. | DB | SO | 11 | 3 | 75 | 0 | .27 |
| 84. Jack Greenwood, Tenn.-Martin | DB | JR | 11 | 3 | 104 | 1 | .27 |
| 84. Derrick Parrott, Murray St. | DB | SO | 11 | 3 | 57 | 0 | .27 |
| 84. Jawon McBryde, N.C. A&T | DB | SR | 11 | 3 | 39 | 0 | .27 |
| 84. Jamar Butler, Howard | DB | SO | 11 | 3 | 36 | 0 | .27 |
| 84. Herman Hayes, Morgan St. | DB | SO | 11 | 3 | 0 | 0 | .27 |
| 84. Kenny Scott, Towson | DB | SO | 11 | 3 | 32 | 0 | .27 |
| 84. Brandon Smith, Sacramento St. | DB | SR | 11 | 3 | 55 | 1 | .27 |
| 84. Jason Butler, Wagner | WR | SO | 11 | 3 | 0 | 0 | .27 |
| 84. Farod Muhammad, Central Conn. St. | DB | JR | 11 | 3 | 37 | 0 | .27 |
| 84. Chris Ferrara, Wagner | DB | SR | 11 | 3 | -1 | 0 | .27 |
| 84. Dorian Petersen, Bucknell | LB | JR | 11 | 3 | 59 | 1 | .27 |
| 84. Brannan Thomas, Lehigh | DB | JR | 11 | 3 | 34 | 0 | .27 |
| 84. Julian Austin, Lehigh | DB | JR | 11 | 3 | 9 | 0 | .27 |
| 84. Casey Gough, Holy Cross | DB | JR | 11 | 3 | 53 | 1 | .27 |
| 84. Tyler Nugent, Holy Cross | DB | SR | 11 | 3 | 1 | 0 | .27 |
| 84. Dominic Dixon, Portland St. | DB | JR | 11 | 3 | 58 | 0 | .27 |
| 84. Marcus McIlwain, Northern Ariz. | DB | FR | 11 | 3 | 33 | 1 | .27 |
| 84. Toph Grenfell, Montana St. | DB | SR | 11 | 3 | 70 | 0 | .27 |
| 84. Brandon Smith, Massachusetts | DB | JR | 11 | 3 | 129 | 0 | .27 |
| 84. Akeem Jordan, James Madison | LB | JR | 11 | 3 | 91 | 1 | .27 |
| 84. D.J. Clark, Idaho St. | DB | FR | 11 | 3 | 30 | 0 | .27 |
| 84. Rodney Badger, Villanova | DB | JR | 11 | 3 | 54 | 1 | .27 |
| 84. Jonathan Shaw, William & Mary | DB | SR | 11 | 3 | 34 | 0 | .27 |
| * Nevan Bergan, UC Davis | DB | JR | 11 | 7 | 50 | 0 | .64 |
| * Greg Gebhardt, Northern Colo. | DB | SR | 10 | 5 | 17 | 0 | .50 |
| * Reed Doughty, Northern Colo. | DB | SR | 11 | 4 | 28 | 0 | .36 |
| * Adam Cook, UC Davis | DB | SO | 11 | 4 | 0 | 0 | .36 |
| * Joe Mays, North Dakota St. | LB | SO | 11 | 3 | 29 | 0 | .27 |
| * Joe Kenney, Northern Colo. | LB | SO | 11 | 3 | 12 | 0 | .27 |
| * Hank McCall, South Dakota St. | DB | SR | 11 | 3 | 67 | 1 | .27 |
| * Bobby Babich, North Dakota St. | DB | SR | 11 | 3 | 16 | 0 | .27 |
| * Nick Schommer, North Dakota St. | DB | FR | 11 | 3 | 27 | 0 | .27 |

Punting

| Rank, Player | Pos | Cl. | G | Punts | Yds | Avg | Punts/Gm |
|---|------|-----|----|-------|-------|-------|----------|
| 1. Wesley Taylor, Florida A&M | P/K | SO | 11 | 59 | 2,707 | 45.88 | 5.36 |
| 2. Erik Contos, Delaware St. | P | SR | 11 | 65 | 2,876 | 44.25 | 5.91 |
| 3. Christian Koegel, Massachusetts | P | JR | 11 | 49 | 2,108 | 43.02 | 4.45 |
| 4. Rhian Madrid, Northern Ariz. | P | JR | 11 | 61 | 2,623 | 43.00 | 5.55 |
| 5. David Simonhoff, Southeast Mo. St. | P | JR | 11 | 63 | 2,699 | 42.84 | 5.73 |
| 6. Ryan Feely, Jacksonville | P/K | SR | 8 | 42 | 1,787 | 42.55 | 5.25 |
| 7. Dominique Brown, N.C. A&T | P | SO | 11 | 57 | 2,417 | 42.40 | 5.18 |
| 8. Tim Chicoine, Cal Poly | P | SO | 13 | 64 | 2,710 | 42.34 | 4.92 |
| 9. Ryan Hoffman, Illinois St. | P | SR | 10 | 41 | 1,729 | 42.17 | 4.10 |
| 10. Jim Hall, Southeastern La. | P | JR | 10 | 43 | 1,800 | 41.86 | 4.30 |
| 11. Tim Mayse, Western Caro. | P/K | JR | 9 | 49 | 2,048 | 41.80 | 5.44 |
| 12. Ryan Horvath, Drake | P/K | SR | 10 | 40 | 1,667 | 41.68 | 4.00 |
| 13. Cameron Muro, Hampton | P | SR | 12 | 54 | 2,240 | 41.48 | 4.50 |
| 14. Derek Pearson, Central Conn. St. | P/K | SR | 11 | 57 | 2,351 | 41.25 | 5.18 |
| 15. Brandon Perkins, Southern Utah | P/DB | SR | 10 | 69 | 2,842 | 41.19 | 6.90 |
| 16. Travis Lulay, Montana St. | P/QB | SR | 11 | 43 | 1,769 | 41.14 | 3.91 |
| 17. Tyson Johnson, Montana | P | JR | 11 | 63 | 2,585 | 41.03 | 5.73 |
| 18. Adam James, Villanova | P/K | SR | 10 | 42 | 1,702 | 40.52 | 4.20 |
| 19. Phil Buchanan, Butler | P/K | JR | 11 | 71 | 2,873 | 40.46 | 6.45 |
| 20. Trey Butts, Mississippi Val. | P | SR | 10 | 43 | 1,729 | 40.21 | 4.30 |
| 21. Dan Zeitman, Idaho St. | P | SO | 11 | 58 | 2,326 | 40.10 | 5.27 |
| 22. Colin McDonough, Princeton | P/K | JR | 10 | 45 | 1,801 | 40.02 | 4.50 |
| 23. Coby Brandyburg, South Carolina St. | P | SR | 11 | 45 | 1,795 | 39.89 | 4.09 |
| 24. Curtis Parks, Sam Houston St. | P | JR | 10 | 56 | 2,232 | 39.86 | 5.60 |
| 25. Adam Kos, UNI | P | JR | 15 | 69 | 2,749 | 39.84 | 4.60 |
| 26. Brandon Lane, Elon | P/K | FR | 11 | 69 | 2,747 | 39.81 | 6.27 |
| 27. Sean Dennis, Monmouth | P | JR | 9 | 44 | 1,744 | 39.64 | 4.89 |
| 28. Anthony DiFino, Fordham | P | SR | 11 | 74 | 2,931 | 39.61 | 6.73 |
| 29. Joe Blahowicz, Valparaiso | P | SR | 11 | 55 | 2,178 | 39.60 | 5.00 |
| 30. Noah Crouch, Liberty | P/K | SR | 11 | 56 | 2,215 | 39.55 | 5.09 |
| 31. Mitch Lively, Sacramento St. | P/K | JR | 11 | 81 | 3,202 | 39.53 | 7.36 |
| 32. Blair Pritchard, William & Mary | P/K | JR | 9 | 45 | 1,775 | 39.44 | 5.00 |

| Rank, Player | Pos | Cl. | G | Punts | Yds | Avg | Punts/Gm |
|---------------------------------------|------|-----|----|-------|-------|-------|----------|
| 33. Andrew Levers, Portland St. | P | JR | 10 | 50 | 1,966 | 39.32 | 5.00 |
| 34. Tom Schofield, Eastern Ill. | P/K | SR | 12 | 69 | 2,709 | 39.26 | 5.75 |
| 35. Michael Hanna, Gardner-Webb | P/K | FR | 10 | 47 | 1,836 | 39.06 | 4.70 |
| 36. Mason Webb, Morehead St. | P | FR | 12 | 47 | 1,831 | 38.96 | 3.92 |
| 37. Brad Wilson, Austin Peay | P | SO | 11 | 77 | 2,995 | 38.90 | 7.00 |
| 38. Dave Wahlen, Sacred Heart | P | SR | 10 | 53 | 2,061 | 38.89 | 5.30 |
| 39. Chris Radford, Richmond | P | SR | 13 | 66 | 2,562 | 38.82 | 5.08 |
| 40. Davis Player, Bethune-Cookman | P | SR | 11 | 55 | 2,133 | 38.78 | 5.00 |
| 41. Jonathan Wright, Chattanooga | P | SO | 11 | 49 | 1,900 | 38.78 | 4.45 |
| 42. Eric Hernandez, Prairie View | P | JR | 11 | 59 | 2,271 | 38.49 | 5.36 |
| 43. Adam Ivey, Tenn.-Martin | P/DB | FR | 11 | 55 | 2,113 | 38.42 | 5.00 |
| 44. Chris Hicks, Samford | P | JR | 11 | 62 | 2,380 | 38.39 | 5.64 |
| 45. Marshall Burton, Northwestern St. | P/K | SO | 10 | 61 | 2,341 | 38.38 | 6.10 |
| 46. Adam Peters, VMI | P/DB | JR | 11 | 54 | 2,068 | 38.30 | 4.91 |
| 47. Joe Nolan, Hofstra | P | SR | 9 | 42 | 1,608 | 38.29 | 4.67 |
| 48. Anthony Melillo, Penn | P | SO | 10 | 59 | 2,248 | 38.10 | 5.90 |
| 49. Piotr Czech, Wagner | P/K | SO | 11 | 54 | 2,048 | 37.93 | 4.91 |
| 50. Antonio Gomez, Norfolk St. | P/K | JR | 11 | 51 | 1,929 | 37.82 | 4.64 |
| 51. Kirk Konert, Davidson | P/WR | FR | 9 | 41 | 1,550 | 37.80 | 4.56 |
| 52. Joe Bishop, Youngstown St. | P | JR | 11 | 45 | 1,693 | 37.62 | 4.09 |
| 53. Noam Dror, Howard | P/K | SO | 11 | 61 | 2,292 | 37.57 | 5.55 |
| 54. Kyle Watson, Texas Southern | P/K | FR | 11 | 59 | 2,215 | 37.54 | 5.36 |
| 55. Mark Kaspar, Citadel | P/K | FR | 11 | 80 | 2,999 | 37.49 | 7.27 |
| 56. Andrew Bergeron, Ark.-Pine Bluff | P | SO | 11 | 55 | 2,059 | 37.44 | 5.00 |
| 57. Chris Tommie, Wofford | P/K | FR | 11 | 43 | 1,609 | 37.42 | 3.91 |
| 58. Zach Walden, Jacksonville St. | P | SO | 11 | 51 | 1,908 | 37.41 | 4.64 |
| 59. Jason Leo, Lehigh | P | FR | 10 | 42 | 1,571 | 37.40 | 4.20 |
| 60. Ryan Gooch, Stephen F. Austin | P | SO | 11 | 59 | 2,197 | 37.24 | 5.36 |
| 61. Zach Kettelkamp, Southern Ill. | P | JR | 11 | 43 | 1,596 | 37.12 | 3.91 |
| 62. Kris Coffee, Western Ill. | P | JR | 11 | 53 | 1,967 | 37.11 | 4.82 |
| 63. Wyatt Kennah, Weber St. | P | SR | 11 | 64 | 2,368 | 37.00 | 5.82 |
| 64. Vincent Privitelli, St. Peter's | P/K | FR | 8 | 36 | 1,331 | 36.97 | 4.50 |
| 65. Michael Bolling, Cornell | P | SO | 10 | 52 | 1,909 | 36.71 | 5.20 |
| 66. Jon Rocholl, Columbia | P | FR | 10 | 61 | 2,238 | 36.69 | 6.10 |
| 67. Phillip Johnson, Indiana St. | P/QB | JR | 11 | 59 | 2,164 | 36.68 | 5.36 |
| 68. Michah Steriff, Tennessee St. | P | FR | 11 | 57 | 2,088 | 36.63 | 5.18 |
| 69. Benton Kuszmaul, Eastern Ky. | P/DB | SO | 11 | 53 | 1,940 | 36.60 | 4.82 |
| 70. Bryan Giannacchini, Rhode Island | P/K | SO | 11 | 41 | 1,486 | 36.24 | 3.73 |
| 71. Marc Pallozzi, Albany (N.Y.) | P/K | JR | 11 | 64 | 2,318 | 36.22 | 5.82 |
| 72. Shane Phillips, Alcorn St. | P | SR | 11 | 48 | 1,736 | 36.17 | 4.36 |
| 73. Rob Williams, Coastal Caro. | P | JR | 11 | 50 | 1,803 | 36.06 | 4.55 |
| 74. Ryan McManaway, Holy Cross | P | JR | 11 | 51 | 1,837 | 36.02 | 4.64 |
| 75. Dalibor Brnada, Savannah St. | P/K | FR | 11 | 51 | 1,836 | 36.00 | 4.64 |
| 76. Jon Scifres, Missouri St. | P/K | SR | 10 | 54 | 1,939 | 35.91 | 5.40 |
| 77. Thomas Beese, Morgan St. | P/K | FR | 11 | 58 | 2,079 | 35.84 | 5.27 |
| 78. Jared White, Northeastern | P | JR | 11 | 57 | 2,042 | 35.82 | 5.18 |
| 79. Brad Scoffern, Georgetown | P/K | SR | 9 | 67 | 2,400 | 35.82 | 7.44 |
| 80. Jose' Osorio, Alabama A&M | P/K | JR | 12 | 54 | 1,934 | 35.81 | 4.50 |
| 81. Chris Lofrese, Iona | P/K | JR | 10 | 61 | 2,180 | 35.74 | 6.10 |
| 82. Rocco Navarro, Maine | P | JR | 10 | 57 | 2,036 | 35.72 | 5.70 |
| 83. Tim Wright, Murray St. | P | JR | 11 | 51 | 1,812 | 35.53 | 4.64 |
| 84. Erik Hinterbichler, Dartmouth | P/K | SR | 10 | 55 | 1,949 | 35.44 | 5.50 |
| 85. Michael Walser, Robert Morris | P/K | FR | 10 | 38 | 1,328 | 34.95 | 3.80 |
| 86. Sean Comeaux, Nicholls St. | P | SO | 10 | 36 | 1,255 | 34.86 | 3.60 |
| 87. Steve Morgan, Brown | P | SO | 10 | 45 | 1,567 | 34.82 | 4.50 |
| 88. Domenick Addison, Jackson St. | P | SR | 10 | 41 | 1,426 | 34.78 | 4.10 |
| 89. David Kovalick, Duquesne | P | SO | 10 | 68 | 2,356 | 34.65 | 6.80 |
| 90. Jason Sutton, Colgate | P | JR | 11 | 49 | 1,691 | 34.51 | 4.45 |
| 91. Mike King, Harvard | P | SR | 8 | 35 | 1,206 | 34.46 | 4.38 |
| 92. Stephan Toth, Towson | P/K | JR | 11 | 42 | 1,438 | 34.24 | 3.82 |
| 93. Ashley Wright, Yale | P/WR | JR | 10 | 55 | 1,873 | 34.05 | 5.50 |
| 94. A. Perlozza, La Salle | P/K | FR | 11 | 62 | 2,071 | 33.40 | 5.64 |
| 95. Sean McGinty, Stony Brook | P/K | JR | 10 | 69 | 2,205 | 31.96 | 6.90 |
| * Mike Dragosavich, North Dakota St. | P | SO | 11 | 47 | 2,186 | 46.51 | 4.27 |
| * Rafael Mendoza, Northern Colo. | K | JR | 11 | 61 | 2,358 | 38.66 | 5.55 |
| * Gabe Ellis, UC Davis | P | JR | 10 | 60 | 2,186 | 36.43 | 6.00 |

Punt Returns

| Rank, Player | Pos | Cl. | G | Ret | Yds | TD | Yds/Ret | Ret/Gm |
|-----------------------------------|-----|-----|----|-----|-----|----|---------|--------|
| 1. Nick Feldman, Morehead St. | WR | SO | 11 | 27 | 512 | 2 | 18.96 | 2.45 |
| 2. James Vernon, Southern U. | WR | SR | 9 | 19 | 355 | 1 | 18.68 | 2.11 |
| 3. Steve Silva, Holy Cross | RB | SR | 10 | 22 | 395 | 2 | 17.95 | 2.20 |
| 4. Kory Alston, Gardner-Webb | WR | JR | 10 | 15 | 247 | 2 | 16.47 | 1.50 |
| 5. Roosevelt Kiser, Florida A&M | WR | JR | 11 | 14 | 229 | 0 | 16.36 | 1.27 |
| 6. Dennis Mitchell, Western Ky. | DB | SR | 11 | 15 | 242 | 1 | 16.13 | 1.36 |
| 7. Brendan Ferrigno, Portland St. | WR | JR | 11 | 17 | 259 | 1 | 15.24 | 1.55 |
| 8. Michael Boyle, New Hampshire | WR | FR | 13 | 27 | 411 | 2 | 15.22 | 2.08 |
| 9. Cortland Finnegan, Samford | DB | SR | 11 | 14 | 212 | 1 | 15.14 | 1.27 |
| 10. Craig Turner, Southern Ill. | RB | SO | 13 | 21 | 308 | 1 | 14.67 | 1.62 |

| Rank | Player | Pos | Cl. | G | Ret | Yds | TD | Yds/Ret | Ret/Gm |
|------|---|-----|-----|----|-----|-----|----|---------|--------|
| 76. | Arel Gordon, Maine..... | WR | JR | 11 | 15 | 300 | 0 | 20.00 | 1.36 |
| 77. | Jerrell Jones, Rhode Island..... | RB | JR | 10 | 31 | 618 | 0 | 19.94 | 3.10 |
| 78. | Neil Sherlock, Harvard..... | RB | JR | 10 | 29 | 576 | 0 | 19.86 | 2.90 |
| 79. | Mauriel Covington, Ark.-Pine Bluff..... | WR | SO | 10 | 14 | 278 | 0 | 19.86 | 1.40 |
| 80. | R.J. Cobbs, Massachusetts..... | DB | SR | 10 | 14 | 277 | 0 | 19.79 | 1.40 |
| 81. | Dwayne Lodge, La Salle..... | QB | SO | 11 | 18 | 356 | 0 | 19.78 | 1.64 |
| 82. | Andrew Akinpelu, Valparaiso..... | DB | JR | 9 | 12 | 235 | 0 | 19.58 | 1.33 |
| 83. | Martin Gibson, Villanova..... | RB | SR | 11 | 33 | 646 | 0 | 19.58 | 3.00 |
| 84. | Kenny Mitchell, Georgetown..... | WR | FR | 11 | 16 | 311 | 0 | 19.44 | 1.45 |
| 85. | Chris Clark, Montana..... | DB | JR | 10 | 12 | 232 | 0 | 19.33 | 1.20 |
| 86. | Mark Jepson, Wagner..... | WR | SR | 10 | 17 | 327 | 0 | 19.24 | 1.70 |
| 87. | Maurice Young, Tennessee St..... | RB | SO | 9 | 13 | 250 | 0 | 19.23 | 1.44 |
| 88. | Chaz Dawson, N.C. A&T..... | WR | SO | 10 | 13 | 249 | 0 | 19.15 | 1.30 |
| 89. | Dana Calhoun, Morehead St..... | WR | SO | 12 | 20 | 381 | 0 | 19.05 | 1.67 |
| 90. | Reggie Gray, Western Ill..... | WR | SR | 11 | 14 | 265 | 0 | 18.93 | 1.27 |
| 91. | Ivin Hicks, St. Francis (Pa.)..... | DB | SR | 11 | 17 | 321 | 0 | 18.88 | 1.55 |
| 92. | Emanuel Hassell, Chattanooga..... | WR | JR | 11 | 33 | 622 | 0 | 18.85 | 3.00 |
| 93. | Tramaine Murray, Montana St..... | WR | SR | 11 | 14 | 262 | 0 | 18.71 | 1.27 |
| 94. | Wiley King, Weber St..... | WR | SR | 11 | 27 | 498 | 0 | 18.44 | 2.45 |
| 94. | Michael Sparks, Missouri St..... | WR | SR | 10 | 18 | 332 | 0 | 18.44 | 1.80 |
| 96. | Tredale Tolver, Cal Poly..... | WR | FR | 13 | 19 | 346 | 0 | 18.21 | 1.46 |
| 97. | Salic Wigfall, St. Peter's..... | WR | SO | 9 | 11 | 200 | 0 | 18.18 | 1.22 |
| 98. | Brandon Zackery, Nicholls St..... | QB | FR | 8 | 12 | 218 | 0 | 18.17 | 1.50 |
| 99. | Teddy Craft, Ga. Southern..... | WR | JR | 10 | 19 | 345 | 0 | 18.16 | 1.90 |
| 100. | Andre Forte, Indiana St..... | RB | SR | 11 | 15 | 272 | 0 | 18.13 | 1.36 |
| * | Shamen Washington, North Dakota St..... | RB | SO | 11 | 16 | 359 | 0 | 22.44 | 1.45 |
| * | Patrick Ealy, Northern Colo..... | RB | SO | 11 | 23 | 491 | 0 | 21.35 | 2.09 |
| * | Ryan Ramey, UC Davis..... | WR | SR | 11 | 17 | 311 | 0 | 18.29 | 1.55 |


Field Goals

| Rank | Player | Pos | Cl. | G | FGA | FGM | Pct. | FG/Gm |
|------|--------------------------------------|-----|-----|----|-----|-----|------|-------|
| 1. | Steve Morgan, Brown..... | K/P | SO | 10 | 23 | 18 | .783 | 1.80 |
| 2. | Blake Bercegeay, McNeese St..... | K | FR | 9 | 19 | 16 | .842 | 1.78 |
| 3. | Andrew Paterini, Hampton..... | K | JR | 12 | 30 | 20 | .667 | 1.67 |
| 4. | Derek Javarone, Princeton..... | K | SR | 10 | 18 | 16 | .889 | 1.60 |
| 4. | Peter Gaertner, Delaware St..... | K | JR | 10 | 21 | 16 | .762 | 1.60 |
| 6. | Rob Zarrilli, Hofstra..... | K | SO | 11 | 19 | 17 | .895 | 1.55 |
| 6. | Jaret Johnson, Idaho St..... | K | SR | 11 | 19 | 17 | .895 | 1.55 |
| 8. | Joseph Fore, Richmond..... | K | SR | 11 | 20 | 16 | .800 | 1.45 |
| 8. | Jeff Hastings, Montana St..... | K | JR | 11 | 21 | 16 | .762 | 1.45 |
| 10. | A.J. Weitsman, Cornell..... | K | SR | 10 | 15 | 14 | .933 | 1.40 |
| 11. | Chris James, Western Ky..... | K | SO | 11 | 17 | 15 | .882 | 1.36 |
| 12. | Josh Hoke, Coastal Caro..... | K | JR | 11 | 22 | 14 | .636 | 1.27 |
| 12. | Wesley Taylor, Florida A&M..... | K | SO | 11 | 25 | 14 | .560 | 1.27 |
| 14. | Miro Kesic, Northeastern..... | K | SR | 11 | 19 | 13 | .684 | 1.18 |
| 14. | Greg Kuehn, William & Mary..... | K | SR | 11 | 22 | 13 | .591 | 1.18 |
| 14. | Joseph Blanco, Mississippi Val..... | K | SO | 11 | 14 | 13 | .929 | 1.18 |
| 14. | Mario Sanchez, Prairie View..... | K | FR | 11 | 21 | 13 | .619 | 1.18 |
| 14. | Joe Johnson, Weber St..... | K | SR | 11 | 22 | 13 | .591 | 1.18 |
| 19. | Dan Carpenter, Montana..... | K | SO | 12 | 21 | 14 | .667 | 1.17 |
| 20. | Brad Smith, Davidson..... | K | JR | 9 | 14 | 10 | .714 | 1.11 |
| 21. | Jon Rocholl, Columbia..... | K/P | FR | 10 | 15 | 11 | .733 | 1.10 |
| 21. | Derek Zoch, Penn..... | K | SO | 10 | 17 | 11 | .647 | 1.10 |
| 23. | Anthony Johnson, Alabama St..... | K | JR | 11 | 14 | 12 | .857 | 1.09 |
| 24. | Nick Coromelas, Cal Poly..... | K | JR | 13 | 20 | 14 | .700 | 1.08 |
| 25. | Brian Wingert, UNI..... | K | JR | 15 | 23 | 16 | .696 | 1.07 |
| 26. | Sheldon Weddle, Eastern Wash..... | K | JR | 11 | 17 | 11 | .647 | 1.00 |
| 26. | Rick Ziska, Lafayette..... | K | JR | 11 | 21 | 11 | .524 | 1.00 |
| 26. | Piotr Czech, Wagner..... | K | SO | 11 | 16 | 11 | .688 | 1.00 |
| 26. | Derek Pearson, Central Conn. St..... | K | SR | 11 | 15 | 11 | .733 | 1.00 |
| 26. | Barrett Way, VMI..... | K | SO | 11 | 13 | 11 | .846 | 1.00 |
| 26. | Jon Scifres, Missouri St..... | K | SR | 10 | 14 | 10 | .714 | 1.00 |
| 26. | Jim Hall, Southeastern La..... | K/P | JR | 10 | 18 | 10 | .556 | 1.00 |
| 26. | Andrew Wilcox, Elon..... | K | SO | 11 | 15 | 11 | .733 | 1.00 |
| 26. | Scott Beckler, Furman..... | K | SO | 14 | 24 | 14 | .583 | 1.00 |
| 26. | Josh Foster, Tennessee Tech..... | K | SR | 11 | 14 | 11 | .786 | 1.00 |

| Rank | Player | Pos | Cl. | G | FGA | FGM | Pct. | FG/Gm |
|------|--|------|-----|----|-----|-----|-------|-------|
| 26. | Jesus Cortez, Bethune-Cookman..... | K | JR | 11 | 20 | 11 | .550 | 1.00 |
| 26. | Mark Troyan, Duquesne..... | K | FR | 10 | 14 | 10 | .714 | 1.00 |
| 38. | Hunter Smith, Gardner-Webb..... | K | JR | 11 | 13 | 10 | .769 | .91 |
| 38. | Taylor Brown, Tenn.-Martin..... | K | SO | 11 | 17 | 10 | .588 | .91 |
| 38. | Shannon Fleming, Samford..... | K | SO | 11 | 14 | 10 | .714 | .91 |
| 38. | Esteban Lopez, Chattanooga..... | K | JR | 11 | 12 | 10 | .833 | .91 |
| 38. | Cory Long, Stephen F. Austin..... | K/P | FR | 11 | 17 | 10 | .588 | .91 |
| 38. | Antonio Gomez, Norfolk St..... | K | JR | 11 | 16 | 10 | .625 | .91 |
| 38. | Kyle Hooper, Indiana St..... | K | JR | 11 | 14 | 10 | .714 | .91 |
| 45. | Kevin Mazur, Illinois St..... | K | FR | 10 | 13 | 9 | .692 | .90 |
| 45. | Lance Garner, Sam Houston St..... | K/P | SR | 10 | 16 | 9 | .563 | .90 |
| 45. | Collin Schermann, Southeast Mo. St..... | K | FR | 10 | 10 | 9 | .900 | .90 |
| 45. | Matt Schindel, Harvard..... | K | SO | 10 | 12 | 9 | .750 | .90 |
| 49. | Alex Romero, Nicholls St..... | K | SO | 9 | 12 | 8 | .667 | .89 |
| 50. | Ryan Feely, Jacksonville..... | K | SR | 8 | 11 | 7 | .636 | .88 |
| 51. | Colin Gallagher, Rhode Island..... | K | JR | 11 | 13 | 9 | .692 | .82 |
| 51. | Justin Musiek, Lehigh..... | K | JR | 11 | 14 | 9 | .643 | .82 |
| 51. | Adam Sciuilli, St. Francis (Pa.)..... | K | SO | 11 | 11 | 9 | .818 | .82 |
| 51. | Andrew McCawley, Valparaiso..... | K | JR | 11 | 13 | 9 | .692 | .82 |
| 51. | Stephen Grantham, South Carolina St..... | K | FR | 11 | 15 | 9 | .600 | .82 |
| 51. | Robbie Dehaze, Northern Ariz..... | K | SO | 11 | 13 | 9 | .692 | .82 |
| 57. | Stan Jones, Texas St..... | K | SR | 14 | 19 | 11 | .579 | .79 |
| 58. | Breck Ackley, Southern U..... | K | JR | 9 | 13 | 7 | .538 | .78 |
| 59. | Zach Yates, Eastern Ill..... | K | FR | 12 | 12 | 9 | .750 | .75 |
| 59. | Hutch Parker, San Diego..... | K | SO | 12 | 15 | 9 | .600 | .75 |
| 61. | Jeremy Shea, Alcorn St..... | K | FR | 11 | 11 | 8 | .727 | .73 |
| 62. | Zach Hobby, Delaware..... | K | FR | 10 | 8 | 7 | .875 | .70 |
| 62. | Brian Palmer, Youngstown St..... | K | FR | 10 | 12 | 7 | .583 | .70 |
| 62. | Fred Weingart, Monmouth..... | K | SO | 10 | 10 | 7 | .700 | .70 |
| 65. | Craig Coffin, Southern Ill..... | K | JR | 13 | 13 | 9 | .692 | .69 |
| 66. | Adam Jones, Morehead St..... | K | SR | 12 | 13 | 8 | .615 | .67 |
| 67. | Eric Azorr, Portland St..... | K | JR | 11 | 13 | 7 | .538 | .64 |
| 67. | Taylor Long, Eastern Ky..... | K | FR | 11 | 10 | 7 | .700 | .64 |
| 67. | John Heflin, Ark.-Pine Bluff..... | K | SO | 11 | 12 | 7 | .583 | .64 |
| 67. | Brad Wilson, Austin Peay..... | K/P | SO | 11 | 10 | 7 | .700 | .64 |
| 67. | Bradley Rowe, Marist..... | K | SO | 11 | 8 | 7 | .875 | .64 |
| 67. | Nick Ellis, Charleston So..... | K | SO | 11 | 11 | 7 | .636 | .64 |
| 73. | Connor McCormick, New Hampshire..... | K | SR | 13 | 12 | 8 | .667 | .62 |
| 74. | Erik Hinterbichler, Dartmouth..... | K | SR | 10 | 12 | 6 | .500 | .60 |
| 74. | Julian Ranch, Appalachian St..... | K/P | SO | 15 | 17 | 9 | .529 | .60 |
| 74. | Ryan Horvath, Drake..... | K | SR | 10 | 10 | 6 | .600 | .60 |
| 77. | Brad Scoffern, Georgetown..... | K | SR | 9 | 9 | 5 | .556 | .56 |
| 78. | Ron Halbruner, Towson..... | K | SO | 11 | 8 | 6 | .750 | .55 |
| 78. | Juan Gamboa, Sacramento St..... | K | FR | 11 | 12 | 6 | .500 | .55 |
| 78. | Armando Cuko, Massachusetts..... | K/P | FR | 11 | 13 | 6 | .462 | .55 |
| 78. | Kyle Watson, Texas Southern..... | K | FR | 11 | 10 | 6 | .600 | .55 |
| 78. | Connor McCormick, Tennessee St..... | K/P | FR | 11 | 8 | 6 | .750 | .55 |
| 83. | Jason Leo, Lehigh..... | K/P | FR | 10 | 6 | 5 | .833 | .50 |
| 83. | Jose' Osorio, Alabama A&M..... | K | JR | 12 | 11 | 6 | .545 | .50 |
| 83. | Tim Manuel, Grambling..... | K/P | SO | 12 | 12 | 6 | .500 | .50 |
| 83. | Brandon Perkins, Southern Utah..... | K/DB | SR | 10 | 10 | 5 | .500 | .50 |
| 83. | Alan Kimball, Yale..... | K | SO | 10 | 10 | 5 | .500 | .50 |
| 88. | Taylor Rowan, Western Ill..... | K | FR | 11 | 9 | 5 | .556 | .45 |
| 88. | Ascher Ashley, Jackson St..... | K | SR | 11 | 5 | 5 | 1.000 | .45 |
| 88. | Brett Rushing, Jacksonville St..... | K | JR | 11 | 12 | 5 | .417 | .45 |
| 88. | Blake Vandiver, Citadel..... | K | JR | 11 | 10 | 5 | .500 | .45 |
| 92. | Nicholas Passalqua, Sacred Heart..... | K | JR | 9 | 6 | 4 | .667 | .44 |
| 92. | James Meade, Morgan St..... | K | SO | 9 | 10 | 4 | .400 | .44 |
| 92. | Robert Weeks, Northwestern St..... | K | FR | 9 | 7 | 4 | .571 | .44 |
| 92. | Gary Crass, Murray St..... | K | JR | 9 | 4 | 4 | 1.000 | .44 |
| 92. | Nick Scrivens, La Salle..... | K | FR | 9 | 9 | 4 | .444 | .44 |
| 97. | Jacob Stein, Colgate..... | K | FR | 12 | 7 | 5 | .714 | .42 |
| 98. | Chris Lafrese, Iona..... | K | JR | 10 | 4 | 4 | 1.000 | .40 |
| 98. | Joseph Arroyo, N.C. A&T..... | K | FR | 10 | 10 | 4 | .400 | .40 |
| 98. | Josh Heyne, Dayton..... | K | JR | 10 | 11 | 4 | .364 | .40 |
| * | Parker Douglas, South Dakota St..... | K | SO | 10 | 26 | 19 | .731 | 1.90 |
| * | Cory Vartanian, North Dakota St..... | K | SR | 11 | 18 | 8 | .444 | .73 |
| * | Justin Zaitz, Northern Colo..... | K | SR | 11 | 13 | 8 | .615 | .73 |

Scoring

| Rank | Player | Pos | Cl. | G | TD | OKM | OKA | FGM | FGA | Pts | Pts/Gm |
|------|--------------------------------------|-----|-----|----|----|-----|-----|-----|-----|-----|--------|
| 1. | Nick Hartigan, Brown | RB | SR | 10 | 21 | 0 | 0 | 0 | 0 | 126 | 12.60 |
| 2. | David Ball, New Hampshire | WR | JR | 13 | 24 | 0 | 0 | 0 | 0 | 144 | 11.08 |
| 3. | Jayson Foster, Ga. Southern | QB | SO | 12 | 21 | 0 | 0 | 0 | 0 | 126 | 10.50 |
| 4. | Henry Tolbert, Grambling | RB | SR | 12 | 20 | 0 | 0 | 0 | 0 | 120 | 10.00 |
| 5. | Omar Cuff, Delaware | RB | SO | 11 | 18 | 0 | 0 | 0 | 0 | 108 | 9.82 |
| 5. | Eric Rath, Lehigh | RB | SR | 11 | 18 | 0 | 0 | 0 | 0 | 108 | 9.82 |
| 7. | Steve Morgan, Brown | K/P | SO | 10 | 0 | 44 | 45 | 18 | 23 | 98 | 9.80 |
| 8. | Alonzo Coleman, Hampton | RB | JR | 12 | 19 | 0 | 0 | 0 | 0 | 114 | 9.50 |
| 9. | Obozua Ehikioya, Marist | RB | SO | 11 | 17 | 0 | 0 | 0 | 0 | 102 | 9.27 |
| 9. | Joe Rubin, Portland St. | RB | SR | 11 | 17 | 0 | 0 | 0 | 0 | 102 | 9.27 |
| 11. | Steve Silva, Holy Cross | RB | SR | 10 | 15 | 0 | 0 | 0 | 0 | 90 | 9.00 |
| 11. | Miles Austin, Monmouth | WR | SR | 8 | 12 | 0 | 0 | 0 | 0 | 72 | 9.00 |
| 13. | Jerome Felton, Furman | RB | SO | 14 | 20 | 0 | 0 | 0 | 0 | 124 | 8.86 |
| 14. | Donald Chapman, Tenn.-Martin | RB | SO | 11 | 16 | 0 | 0 | 0 | 0 | 96 | 8.73 |
| 14. | James Noble, Cal Poly | RB | FR | 11 | 16 | 0 | 0 | 0 | 0 | 96 | 8.73 |
| 16. | Andrew Paterini, Hampton | K | JR | 12 | 0 | 44 | 45 | 20 | 30 | 104 | 8.67 |
| 17. | Clifton Dawson, Harvard | RB | JR | 10 | 14 | 0 | 0 | 0 | 0 | 86 | 8.60 |
| 18. | Ed Pricolo, Sacred Heart | RB | SR | 10 | 14 | 0 | 0 | 0 | 0 | 84 | 8.40 |
| 18. | Kevin Richardson, Appalachian St. | RB | SO | 15 | 21 | 0 | 0 | 0 | 0 | 126 | 8.40 |
| 20. | Ken Cornist, Idaho St. | RB | FR | 11 | 15 | 0 | 0 | 0 | 0 | 90 | 8.18 |
| 21. | Jonathan Hurt, Lafayette | RB | JR | 12 | 16 | 0 | 0 | 0 | 0 | 96 | 8.00 |
| 22. | Chris James, Western Ky. | K | SO | 11 | 0 | 42 | 42 | 15 | 17 | 87 | 7.91 |
| 23. | Travis Glasford, Western Ill. | RB | SR | 11 | 14 | 0 | 0 | 0 | 0 | 86 | 7.82 |
| 24. | Broderick Cole, Nicholls St. | RB | SO | 10 | 13 | 0 | 0 | 0 | 0 | 78 | 7.80 |
| 25. | Eric Weems, Bethune-Cookman | WR | JR | 11 | 14 | 0 | 0 | 0 | 0 | 84 | 7.64 |
| 25. | Mark Dunn, Eastern Ky. | RB | SO | 11 | 14 | 0 | 0 | 0 | 0 | 84 | 7.64 |
| 25. | Rob Zarrilli, Hofstra | K | SO | 11 | 0 | 33 | 36 | 17 | 19 | 84 | 7.64 |
| 25. | Joseph Fore, Richmond | K | SR | 11 | 0 | 36 | 39 | 16 | 20 | 84 | 7.64 |
| 29. | David Horne, UNI | RB | SR | 15 | 19 | 0 | 0 | 0 | 0 | 114 | 7.60 |
| 29. | Kevin Mazur, Illinois St. | K | FR | 10 | 0 | 49 | 53 | 9 | 13 | 76 | 7.60 |
| 31. | Ryan Cole, Eastern Wash. | RB | JR | 12 | 15 | 0 | 0 | 0 | 0 | 90 | 7.50 |
| 31. | Vincent Webb, Eastern Ill. | RB | JR | 12 | 15 | 0 | 0 | 0 | 0 | 90 | 7.50 |
| 33. | Greg Kuehn, William & Mary | K | SR | 11 | 0 | 43 | 44 | 13 | 22 | 82 | 7.45 |
| 34. | Hutch Parker, San Diego | K | SO | 12 | 0 | 62 | 66 | 9 | 15 | 89 | 7.42 |
| 35. | Pierre Rembert, Illinois St. | RB | JR | 10 | 12 | 0 | 0 | 0 | 0 | 74 | 7.40 |
| 36. | Derek Javarone, Princeton | K | SR | 10 | 0 | 25 | 27 | 16 | 18 | 73 | 7.30 |
| 37. | Jaret Johnson, Idaho St. | K | SR | 11 | 0 | 29 | 31 | 17 | 19 | 80 | 7.27 |
| 37. | Josh Hoke, Coastal Caro. | K | JR | 11 | 0 | 38 | 38 | 14 | 22 | 80 | 7.27 |
| 37. | Jeff Horton, Valparaiso | RB | JR | 11 | 13 | 0 | 0 | 0 | 0 | 80 | 7.27 |
| 40. | Blake Bercegeay, McNeese St. | K | FR | 9 | 0 | 17 | 19 | 16 | 19 | 65 | 7.22 |
| 41. | Mickey Dean, Ark.-Pine Bluff | RB | FR | 10 | 12 | 0 | 0 | 0 | 0 | 72 | 7.20 |
| 41. | Matt Mong, Dayton | RB | SR | 10 | 12 | 0 | 0 | 0 | 0 | 72 | 7.20 |
| 41. | A.J. Weitsman, Cornell | K | SR | 10 | 0 | 30 | 30 | 14 | 15 | 72 | 7.20 |
| 41. | Ryan Kuhn, Cornell | QB | SR | 10 | 12 | 0 | 0 | 0 | 0 | 72 | 7.20 |
| 45. | Sheldon Weddle, Eastern Wash. | K | JR | 11 | 0 | 46 | 47 | 11 | 17 | 79 | 7.18 |
| 46. | Eli Parkes, Morehead St. | RB | SR | 12 | 14 | 0 | 0 | 0 | 0 | 86 | 7.17 |
| 47. | Peter Gaertner, Delaware St. | K | JR | 10 | 0 | 23 | 23 | 16 | 21 | 71 | 7.10 |
| 48. | Joseph Blanco, Mississippi Val. | K | SO | 11 | 0 | 39 | 44 | 13 | 14 | 78 | 7.09 |
| 48. | Kevin McMahan, Maine | WR | SR | 11 | 13 | 0 | 0 | 0 | 0 | 78 | 7.09 |
| 48. | Duvaughn Flagler, Gardner-Webb | WR | SO | 11 | 13 | 0 | 0 | 0 | 0 | 78 | 7.09 |
| 51. | Jayson Davis, Rhode Island | QB | SR | 10 | 11 | 0 | 0 | 0 | 0 | 70 | 7.00 |
| 51. | Connor McCormick, New Hampshire | K | SR | 13 | 0 | 67 | 71 | 8 | 12 | 91 | 7.00 |
| 51. | Lex Hilliard, Montana | RB | JR | 12 | 14 | 0 | 0 | 0 | 0 | 84 | 7.00 |
| 51. | Arkee Whitlock, Southern Ill. | RB | JR | 12 | 14 | 0 | 0 | 0 | 0 | 84 | 7.00 |
| 51. | Jermaine Austin, Ga. Southern | RB | SR | 12 | 14 | 0 | 0 | 0 | 0 | 84 | 7.00 |
| 56. | Scott Beckler, Furman | K | SO | 14 | 0 | 55 | 57 | 14 | 24 | 97 | 6.93 |
| 57. | Jeff Hastings, Montana St. | K | JR | 11 | 0 | 28 | 31 | 16 | 21 | 76 | 6.91 |
| 58. | Devin Wilson, Robert Morris | RB | SR | 10 | 11 | 0 | 0 | 0 | 0 | 68 | 6.80 |
| 59. | Hunter Smith, Gardner-Webb | K | JR | 11 | 0 | 44 | 46 | 10 | 13 | 74 | 6.73 |
| 60. | Anthony Johnson, Alabama St. | K | JR | 11 | 0 | 37 | 43 | 12 | 14 | 73 | 6.64 |
| 61. | Michael Bialas, Drake | RB | SO | 10 | 11 | 0 | 0 | 0 | 0 | 66 | 6.60 |
| 61. | Tyjuan Massey, Robert Morris | WR | SR | 10 | 11 | 0 | 0 | 0 | 0 | 66 | 6.60 |
| 61. | Brian Wingert, UNI | K | JR | 15 | 0 | 51 | 53 | 16 | 23 | 99 | 6.60 |
| 64. | Michael Caputo, St. Francis (Pa.) | WR | JR | 11 | 12 | 0 | 0 | 0 | 0 | 72 | 6.55 |
| 64. | Laurent Robinson, Illinois St. | WR | JR | 11 | 12 | 0 | 0 | 0 | 0 | 72 | 6.55 |
| 64. | Chris Turner, Wagner | WR | JR | 11 | 12 | 0 | 0 | 0 | 0 | 72 | 6.55 |
| 64. | Aundres Perkins, Coastal Caro. | RB | JR | 11 | 12 | 0 | 0 | 0 | 0 | 72 | 6.55 |
| 64. | Alvance Robinson, Alabama St. | WR | SR | 11 | 12 | 0 | 0 | 0 | 0 | 72 | 6.55 |
| 64. | Stephen Grantham, South Carolina St. | K | FR | 11 | 0 | 45 | 51 | 9 | 15 | 72 | 6.55 |
| 64. | Eldra Buckley, Chattanooga | RB | JR | 11 | 12 | 0 | 0 | 0 | 0 | 72 | 6.55 |
| 64. | Clay Green, Jacksonville St. | RB | JR | 11 | 12 | 0 | 0 | 0 | 0 | 72 | 6.55 |
| 72. | Nick Coromelas, Cal Poly | K | JR | 13 | 0 | 42 | 45 | 14 | 20 | 84 | 6.46 |
| 73. | Joe Johnson, Weber St. | K | SR | 11 | 0 | 32 | 34 | 13 | 22 | 71 | 6.45 |
| 74. | Dan Carpenter, Montana | K | SO | 12 | 0 | 34 | 36 | 14 | 21 | 76 | 6.33 |
| 75. | Stan Jones, Texas St. | K | SR | 14 | 0 | 55 | 60 | 11 | 19 | 88 | 6.29 |
| 76. | Jesus Cortez, Bethune-Cookman | K | JR | 11 | 0 | 36 | 38 | 11 | 20 | 69 | 6.27 |
| 76. | Justin Musiek, Lehigh | K | JR | 11 | 0 | 42 | 47 | 9 | 14 | 69 | 6.27 |
| 78. | Craig Coffin, Southern Ill. | K | JR | 13 | 0 | 54 | 59 | 9 | 13 | 81 | 6.23 |
| 79. | Luke Siwula, Cornell | RB | SO | 10 | 10 | 0 | 0 | 0 | 0 | 62 | 6.20 |
| 79. | Jimmie Russell, Bethune-Cookman | QB | SO | 10 | 10 | 0 | 0 | 0 | 0 | 62 | 6.20 |



Nick Hartigan, Brown

Brown Sports Information

STATISTICAL LEADERS

| Rank | Player | Pos | Cl. | G | TD | OKM | OKA | FGM | FGA | Pts | Pts/Gm |
|------|--------------------------------------|-----|-----|----|----|-----|-----|-----|-----|-----|--------|
| 81. | Ryan Horvath, Drake | K | SR | 10 | 0 | 43 | 48 | 6 | 10 | 61 | 6.10 |
| 81. | Jon Scifres, Missouri St. | K | SR | 10 | 0 | 31 | 33 | 10 | 14 | 61 | 6.10 |
| 83. | Taylor Brown, Tenn.-Martin | K | SO | 11 | 0 | 37 | 38 | 10 | 17 | 67 | 6.09 |
| 84. | Adam Jones, Morehead St. | K | SR | 12 | 0 | 49 | 52 | 8 | 13 | 73 | 6.08 |
| 85. | Cory Long, Stephen F. Austin | K/P | FR | 11 | 0 | 36 | 41 | 10 | 17 | 66 | 6.00 |
| 85. | Ab Kuan, Grambling | RB | SR | 12 | 12 | 0 | 0 | 0 | 0 | 72 | 6.00 |
| 85. | JT Rogan, San Diego | RB | FR | 11 | 11 | 0 | 0 | 0 | 0 | 66 | 6.00 |
| 85. | Brent Wilson, Texas Southern | RB | SO | 11 | 11 | 0 | 0 | 0 | 0 | 66 | 6.00 |
| 85. | James Vernon, Southern U. | WR | SR | 9 | 9 | 0 | 0 | 0 | 0 | 54 | 6.00 |
| 85. | Mark Troyan, Duquesne | K | FR | 10 | 0 | 30 | 32 | 10 | 14 | 60 | 6.00 |
| 85. | Rondriekas Darby, South Carolina St. | WR | JR | 11 | 11 | 0 | 0 | 0 | 0 | 66 | 6.00 |
| 85. | Deshawn Baker, South Carolina St. | RB | JR | 10 | 10 | 0 | 0 | 0 | 0 | 60 | 6.00 |
| 85. | Tim Holloman, Southeast Mo. St. | RB | FR | 10 | 10 | 0 | 0 | 0 | 0 | 60 | 6.00 |
| 85. | Brian Palmer, Youngstown St. | K | FR | 10 | 0 | 39 | 41 | 7 | 12 | 60 | 6.00 |
| 85. | Derek Zoch, Penn. | K | SO | 10 | 0 | 27 | 31 | 11 | 17 | 60 | 6.00 |
| 85. | Lerron Moore, Western Ky. | RB | SR | 10 | 10 | 0 | 0 | 0 | 0 | 60 | 6.00 |
| 85. | Ashley Wright, Yale | WR | JR | 10 | 10 | 0 | 0 | 0 | 0 | 60 | 6.00 |
| 85. | Miro Kestic, Northeastern | K | SR | 11 | 0 | 27 | 27 | 13 | 19 | 66 | 6.00 |
| 85. | Elijah Brooks, William & Mary | RB | JR | 11 | 11 | 0 | 0 | 0 | 0 | 66 | 6.00 |
| 85. | Jordan Scott, Colgate | RB | FR | 11 | 11 | 0 | 0 | 0 | 0 | 66 | 6.00 |
| 85. | Eric Kimble, Eastern Wash. | WR | SR | 12 | 12 | 0 | 0 | 0 | 0 | 72 | 6.00 |
| 85. | Alvin Banks, James Madison | RB | JR | 11 | 11 | 0 | 0 | 0 | 0 | 66 | 6.00 |
| 85. | Steve Baylark, Massachusetts | RB | SR | 11 | 11 | 0 | 0 | 0 | 0 | 66 | 6.00 |
| 85. | Clyde Tullis Jr., Savannah St. | QB | SR | 11 | 11 | 0 | 0 | 0 | 0 | 66 | 6.00 |
| * | Parker Douglass, South Dakota St. | K | SO | 10 | 0 | 42 | 43 | 19 | 26 | 99 | 9.90 |
| * | Kyle Steffes, North Dakota St. | RB | JR | 11 | 14 | 0 | 0 | 0 | 0 | 84 | 7.64 |

All-Purpose Running

| Rank | Player | Pos | Cl. | G | Rush | Rec | PR | KOR | Yards | Gm | Plays | Yds/Pl |
|------|--------------------------------------|-----|-----|----|-------|-------|-----|-----|-------|--------|-------|--------|
| 1. | Steve Silva, Holy Cross | RB | SR | 10 | 912 | 364 | 395 | 462 | 2,133 | 213.30 | 283 | 7.54 |
| 2. | Clay Green, Jacksonville St. | RB | JR | 11 | 1,352 | 134 | 0 | 562 | 2,048 | 186.18 | 264 | 7.76 |
| 3. | Nick Hartigan, Brown | RB | SR | 10 | 1,727 | 74 | 0 | 0 | 1,801 | 180.10 | 324 | 5.56 |
| 4. | Arkee Whitlock, Southern Ill. | RB | JR | 12 | 1,457 | 190 | 0 | 408 | 2,055 | 171.25 | 313 | 6.57 |
| 5. | Tyjuan Massey, Robert Morris | WR | SR | 10 | 51 | 899 | 133 | 615 | 1,698 | 169.80 | 81 | 20.96 |
| 6. | Jeff Horton, Valparaiso | RB | JR | 11 | 1,358 | 297 | 119 | 26 | 1,800 | 163.64 | 305 | 5.90 |
| 7. | Joe Rubin, Portland St. | RB | SR | 11 | 1,702 | 79 | 0 | 0 | 1,781 | 161.91 | 360 | 4.95 |
| 8. | Scott Phaydavong, Drake | RB | SO | 10 | 1,550 | 68 | 0 | 0 | 1,618 | 161.80 | 212 | 7.63 |
| 9. | Clifton Dawson, Harvard | RB | JR | 10 | 1,139 | 336 | 0 | 139 | 1,614 | 161.40 | 296 | 5.45 |
| 10. | Omar Cuff, Delaware | RB | SO | 11 | 1,205 | 414 | 0 | 0 | 1,619 | 147.18 | 290 | 5.58 |
| 11. | Todd Harris, St. Francis (Pa.) | RB | JR | 11 | 1,052 | 303 | 0 | 257 | 1,612 | 146.55 | 259 | 6.22 |
| 12. | Donald Chapman, Tenn.-Martin | RB | SO | 11 | 1,396 | 215 | 0 | 0 | 1,611 | 146.45 | 326 | 4.94 |
| 13. | Eric Kimble, Eastern Wash. | WR | SR | 12 | 28 | 1,419 | 186 | 109 | 1,742 | 145.17 | 114 | 15.28 |
| 14. | Charlie Spiller, Alcorn St. | WR | JR | 11 | 34 | 794 | 0 | 760 | 1,588 | 144.36 | 72 | 22.06 |
| 15. | James Noble, Cal Poly | RB | FR | 11 | 1,578 | 2 | 0 | 0 | 1,580 | 143.64 | 224 | 7.05 |
| 16. | Martin Gibson, Villanova | RB | SR | 11 | 796 | 93 | 0 | 646 | 1,535 | 139.55 | 204 | 7.52 |
| 17. | Miles Austin, Monmouth | WR | SR | 8 | 54 | 1,004 | 29 | 16 | 1,103 | 137.88 | 60 | 18.38 |
| 18. | Kevin Richardson, Appalachian St. | RB | SO | 15 | 1,433 | 558 | 0 | 47 | 2,038 | 135.87 | 321 | 6.35 |
| 19. | Travis Glasford, Western Ill. | RB | SR | 11 | 1,052 | 432 | 0 | 0 | 1,484 | 134.91 | 263 | 5.64 |
| 20. | Jordan Scott, Colgate | RB | FR | 11 | 1,364 | 116 | 0 | 0 | 1,480 | 134.55 | 330 | 4.48 |
| 21. | Laurent Robinson, Illinois St. | WR | JR | 11 | 0 | 1,465 | 0 | 0 | 1,465 | 133.18 | 86 | 17.03 |
| 22. | Rondriekas Darby, South Carolina St. | WR | JR | 11 | 116 | 629 | 99 | 610 | 1,454 | 132.18 | 65 | 22.37 |
| 23. | Dante Ross, Bucknell | DB | SR | 11 | 845 | 0 | 195 | 393 | 1,433 | 130.27 | 249 | 5.76 |
| 23. | Michael Caputo, St. Francis (Pa.) | WR | JR | 11 | 0 | 1,433 | 0 | 0 | 1,433 | 130.27 | 92 | 15.58 |
| 25. | Jeremy McCoy, Alcorn St. | RB | JR | 9 | 1,129 | 38 | 0 | 0 | 1,167 | 129.67 | 189 | 6.17 |
| 26. | Jermaine Austin, Ga. Southern | RB | SR | 12 | 1,546 | 4 | 0 | 0 | 1,550 | 129.17 | 234 | 6.62 |
| 27. | Roosevelt Kiser, Florida A&M | WR | JR | 11 | 44 | 728 | 229 | 402 | 1,403 | 127.55 | 108 | 12.99 |
| 28. | Andre Forte, Indiana St. | RB | SR | 11 | 802 | 317 | 0 | 272 | 1,391 | 126.45 | 231 | 6.02 |
| 29. | Luke Siwula, Cornell | RB | SO | 10 | 1,086 | 175 | 0 | 0 | 1,261 | 126.10 | 270 | 4.67 |
| 30. | Andre Ralston, Eastern Ky. | WR | SR | 11 | 81 | 1,150 | 0 | 152 | 1,383 | 125.73 | 81 | 17.07 |
| 31. | Nick Turner, Murray St. | RB | SR | 10 | 388 | 62 | 147 | 658 | 1,255 | 125.50 | 154 | 8.15 |
| 32. | Gerran Walker, Lehigh | WR | SR | 11 | 62 | 608 | 0 | 702 | 1,372 | 124.73 | 75 | 18.29 |
| 33. | Eldra Buckley, Chattanooga | RB | JR | 11 | 1,233 | 137 | 0 | 0 | 1,370 | 124.55 | 232 | 5.91 |
| 34. | Jayson Foster, Ga. Southern | QB | SO | 12 | 1,481 | 11 | 0 | 0 | 1,492 | 124.33 | 240 | 6.22 |
| 35. | Kevin Sullivan, La Salle | RB | JR | 11 | 610 | 609 | 0 | 148 | 1,367 | 124.27 | 177 | 7.72 |
| 36. | Du Vaughn Flagler, Gardner-Webb | WR | SO | 11 | 26 | 826 | 0 | 507 | 1,359 | 123.55 | 82 | 16.57 |
| 37. | J.J. Outlaw, Villanova | WR | SR | 11 | 215 | 878 | 127 | 127 | 1,347 | 122.45 | 139 | 9.69 |
| 38. | Mike McLeod, Yale | RB | FR | 10 | 689 | 90 | 0 | 445 | 1,224 | 122.40 | 232 | 5.28 |
| 39. | Shaun Bodiford, Portland St. | WR | SR | 11 | 77 | 545 | 0 | 724 | 1,346 | 122.36 | 95 | 14.17 |
| 40. | Lex Hilliard, Montana | RB | JR | 12 | 1,322 | 144 | 0 | 0 | 1,466 | 122.17 | 260 | 5.64 |
| 41. | Ed Pricolo, Sacred Heart | RB | SR | 10 | 1,133 | 84 | 0 | 0 | 1,217 | 121.70 | 235 | 5.18 |
| 42. | Steve Baylark, Massachusetts | RB | SR | 11 | 1,057 | 220 | 0 | 53 | 1,330 | 120.91 | 283 | 4.70 |
| 43. | Michael Sparks, Missouri St. | WR | SR | 10 | 0 | 663 | 214 | 332 | 1,209 | 120.90 | 100 | 12.09 |
| 44. | JT Rogan, San Diego | RB | FR | 11 | 944 | 320 | 0 | 58 | 1,322 | 120.18 | 223 | 5.93 |
| 45. | Deshawn Baker, South Carolina St. | RB | JR | 10 | 1,029 | 171 | 0 | 0 | 1,200 | 120.00 | 210 | 5.71 |
| 46. | David Ball, New Hampshire | WR | JR | 13 | 4 | 1,551 | 0 | 0 | 1,555 | 119.62 | 90 | 17.28 |
| 47. | Ryan Wroblewski, Dayton | WR | SR | 10 | 188 | 919 | 87 | 0 | 1,194 | 119.40 | 65 | 18.37 |
| 48. | James Prydatko, Fordham | RB | SR | 11 | 1,022 | 111 | 25 | 150 | 1,308 | 118.91 | 263 | 4.97 |
| 49. | Joe Casey, Rhode Island | RB | FR | 11 | 1,245 | 60 | 0 | 0 | 1,305 | 118.64 | 239 | 5.46 |
| 50. | Jerrell Jones, Rhode Island | RB | JR | 10 | 393 | 173 | 0 | 618 | 1,184 | 118.40 | 106 | 11.17 |

| Rank, Player | Pos | Cl. | G | Rush | Rec | PR | KOR | Yards | Yds/ | | Yds/Pl |
|--|-----|-----|----|-------|-------|-----|-----|-------|--------|-------|--------|
| | | | | | | | | | Gm | Plays | |
| 51. Henry Tolbert, Grambling..... | RB | SR | 12 | 10 | 1,391 | 0 | 0 | 1,401 | 116.75 | 77 | 18.19 |
| 51. Marquay McDaniel, Hampton..... | WR | SR | 12 | 18 | 637 | 714 | 32 | 1,401 | 116.75 | 96 | 14.59 |
| 53. Steve Smith, Sam Houston St..... | RB | SR | 9 | 273 | 314 | 0 | 458 | 1,045 | 116.11 | 96 | 10.89 |
| 54. Ryan Mole, Sacramento St..... | RB | SO | 9 | 768 | 178 | 10 | 83 | 1,039 | 115.44 | 194 | 5.36 |
| 55. Rashard Pompey, Florida A&M..... | RB | SR | 10 | 1,107 | 26 | 0 | 0 | 1,133 | 113.30 | 200 | 5.67 |
| 56. Alonzo Coleman, Hampton..... | RB | JR | 12 | 1,326 | 33 | 0 | 0 | 1,359 | 113.25 | 211 | 6.44 |
| 57. James Vernon, Southern U..... | WR | SR | 9 | -6 | 666 | 355 | 0 | 1,015 | 112.78 | 67 | 15.15 |
| 58. Marcus Mason, Youngstown St..... | RB | JR | 9 | 892 | 9 | 0 | 113 | 1,014 | 112.67 | 185 | 5.48 |
| 59. Keldrick Williams, Alabama St..... | RB | SR | 11 | 971 | 198 | 0 | 57 | 1,226 | 111.45 | 199 | 6.16 |
| 60. Eric Rath, Lehigh..... | RB | SR | 11 | 857 | 164 | 0 | 196 | 1,217 | 110.64 | 215 | 5.66 |
| 61. Larry Shipp, Tennessee Tech..... | WR | SO | 11 | 80 | 803 | 0 | 307 | 1,190 | 108.18 | 69 | 17.25 |
| 62. Chris Fletcher, Austin Peay..... | RB | SO | 11 | 970 | 82 | 0 | 133 | 1,185 | 107.73 | 227 | 5.22 |
| 63. Obozua Ehikioya, Marist..... | RB | SO | 11 | 1,020 | 162 | 0 | 0 | 1,182 | 107.45 | 252 | 4.69 |
| 64. Pierre Rembert, Illinois St..... | RB | JR | 10 | 801 | 138 | 0 | 133 | 1,072 | 107.20 | 161 | 6.66 |
| 65. Ardel Daniels, Hampton..... | RB | SR | 12 | 1,044 | 111 | 0 | 122 | 1,277 | 106.42 | 217 | 5.88 |
| 66. Toby Zeigler, Northwestern St..... | WR | SR | 10 | 87 | 393 | 182 | 402 | 1,064 | 106.40 | 72 | 14.78 |
| 67. Emanuel Hassell, Chattanooga..... | WR | JR | 11 | -1 | 548 | 0 | 622 | 1,169 | 106.27 | 86 | 13.59 |
| 68. Lerron Moore, Western Ky..... | RB | SR | 10 | 1,037 | 12 | 0 | 0 | 1,049 | 104.90 | 177 | 5.93 |
| 69. Alvin Banks, James Madison..... | RB | JR | 11 | 940 | 203 | 0 | 0 | 1,143 | 103.91 | 194 | 5.89 |
| 70. Devale Ellis, Hofstra..... | WR | SR | 11 | 0 | 943 | 0 | 199 | 1,142 | 103.82 | 83 | 13.76 |
| 71. Arel Gordon, Maine..... | WR | JR | 11 | 243 | 484 | 114 | 300 | 1,141 | 103.73 | 141 | 8.09 |
| 72. Mark Dunn, Eastern Ky..... | RB | SO | 11 | 939 | 180 | 0 | 0 | 1,119 | 101.73 | 234 | 4.78 |
| 73. Elijah Brooks, William & Mary..... | RB | JR | 11 | 947 | 168 | 0 | 0 | 1,115 | 101.36 | 226 | 4.93 |
| 74. John McCoy, New Hampshire..... | RB | SR | 12 | 942 | 274 | 0 | 0 | 1,216 | 101.33 | 214 | 5.68 |
| 75. Nick Williams, Towson..... | RB | SO | 11 | 911 | 151 | 0 | 51 | 1,113 | 101.18 | 215 | 5.18 |
| 76. Shaun Grover, Wagner..... | WR | SR | 11 | 0 | 1,031 | 45 | 35 | 1,111 | 101.00 | 88 | 12.63 |
| 77. Kenyon Blue, Idaho St..... | RB | SO | 11 | 43 | 357 | 178 | 531 | 1,109 | 100.82 | 77 | 14.40 |
| 78. Reggie Gray, Western Ill..... | WR | SR | 11 | 8 | 713 | 117 | 265 | 1,103 | 100.27 | 99 | 11.14 |
| 79. Anthony Huntly, Savannah St..... | WR | FR | 9 | 45 | 358 | 66 | 433 | 902 | 100.22 | 50 | 18.04 |
| 80. Brent Wilson, Texas Southern..... | RB | SO | 11 | 1,032 | 69 | 0 | 0 | 1,101 | 100.09 | 213 | 5.17 |
| 81. Jabari McGee, Morehead St..... | RB | JR | 12 | 639 | 354 | 0 | 208 | 1,201 | 100.08 | 143 | 8.40 |
| 82. Anthony Jackson, Cornell..... | WR | JR | 10 | 20 | 299 | 5 | 676 | 1,000 | 100.00 | 68 | 14.71 |
| 82. Ryan Kuhn, Cornell..... | QB | SR | 10 | 1,000 | 0 | 0 | 0 | 1,000 | 100.00 | 199 | 5.03 |
| 84. Alvan Robinson, Alabama St..... | WR | SR | 11 | 11 | 1,046 | 19 | 14 | 1,090 | 99.09 | 68 | 16.03 |
| 85. Jonathan Hurt, Lafayette..... | RB | JR | 12 | 985 | 203 | 0 | 0 | 1,188 | 99.00 | 216 | 5.50 |
| 86. Joe Sandberg, Penn..... | RB | JR | 9 | 399 | 367 | 0 | 120 | 886 | 98.44 | 109 | 8.13 |
| 87. Vincent Webb, Eastern Ill..... | RB | JR | 12 | 1,129 | 52 | 0 | 0 | 1,181 | 98.42 | 271 | 4.36 |
| 88. Lee Baker, Missouri St..... | RB | SR | 10 | 755 | 164 | 63 | 0 | 982 | 98.20 | 172 | 5.71 |
| 89. Tyrone Timmons, Mississippi Val..... | WR | JR | 11 | 0 | 1,059 | 0 | 17 | 1,076 | 97.82 | 63 | 17.08 |
| 90. David Freeman, Richmond..... | RB | SR | 12 | 542 | 95 | 0 | 532 | 1,169 | 97.42 | 149 | 7.85 |
| 91. Chadrick Cone, Savannah St..... | RB | JR | 11 | 814 | 249 | 0 | 0 | 1,063 | 96.64 | 193 | 5.51 |
| 92. Terry Crenshaw, Hofstra..... | RB | JR | 11 | 817 | 190 | 0 | 53 | 1,060 | 96.36 | 179 | 5.92 |
| 93. Philo Sanchez, Northern Ariz..... | RB | SR | 11 | 579 | 115 | 0 | 364 | 1,058 | 96.18 | 175 | 6.05 |
| 94. David Horne, UNI..... | RB | SR | 15 | 1,141 | 299 | 0 | 0 | 1,440 | 96.00 | 275 | 5.24 |
| 95. Kareem Huggins, Hofstra..... | RB | SO | 11 | 529 | 148 | 37 | 339 | 1,053 | 95.73 | 122 | 8.63 |
| 96. Devin Wilson, Robert Morris..... | RB | SR | 10 | 743 | 214 | 0 | 0 | 957 | 95.70 | 195 | 4.91 |
| 97. Nick Feldman, Morehead St..... | WR | SO | 11 | 0 | 212 | 512 | 328 | 1,052 | 95.64 | 53 | 19.85 |
| 98. Brandon Stanford, Lafayette..... | WR | SR | 12 | 25 | 683 | 438 | 0 | 1,146 | 95.50 | 90 | 12.73 |
| 99. Kyle Coop, Southern Utah..... | RB | FR | 8 | 131 | 52 | 12 | 561 | 756 | 94.50 | 66 | 11.45 |
| 100. Montell Owens, Maine..... | RB | SR | 10 | 779 | 165 | 0 | 0 | 944 | 94.40 | 202 | 4.67 |
| * Tony Kays, UC Davis..... | WR | JR | 11 | 6 | 1,213 | 148 | 0 | 1,367 | 124.27 | 112 | 12.21 |
| * Andre Wilson, Northern Colo..... | RB | JR | 9 | 1,034 | 69 | 0 | 0 | 1,103 | 122.56 | 219 | 5.04 |
| * Kyle Steffes, North Dakota St..... | RB | JR | 11 | 1,071 | 114 | 0 | 0 | 1,185 | 107.73 | 256 | 4.63 |

Points Responsible For

| Rank, Player | Pos | Cl. | G | Passing | | Pts Scored | Total PRF | PRF/Gm |
|--|-----|-----|----|---------|----|------------|-----------|--------|
| | | | | Conv | TD | | | |
| 1. Bruce Eugene, Grambling..... | QB | SR | 12 | 1 | 56 | 20 | 358 | 29.83 |
| 2. Ricky Santos, New Hampshire..... | QB | SO | 13 | 1 | 39 | 50 | 286 | 22.00 |
| 3. Josh Johnson, San Diego..... | QB | SO | 12 | 3 | 36 | 30 | 252 | 21.00 |
| 4. Tarvaris Jackson, Alabama St..... | QB | SR | 11 | 0 | 29 | 18 | 192 | 17.45 |
| 5. Erik Meyer, Eastern Wash..... | QB | SR | 12 | 1 | 30 | 14 | 196 | 16.33 |
| 6. Collin Drafts, Charleston So..... | QB | JR | 11 | 1 | 20 | 56 | 178 | 16.18 |
| 7. Joseph Lewis, Southern U..... | QB | JR | 9 | 0 | 19 | 30 | 144 | 16.00 |
| 8. Anthony Doria, St. Francis (Pa.)..... | QB | JR | 10 | 2 | 21 | 28 | 158 | 15.80 |
| 9. John Sciarra, Wagner..... | QB | SR | 11 | 0 | 26 | 12 | 168 | 15.27 |
| 10. Trey Willie, Southeastern La..... | QB | SR | 10 | 2 | 22 | 16 | 152 | 15.20 |
| 11. Barrick Nealy, Texas St..... | QB | SR | 14 | 2 | 21 | 82 | 212 | 15.14 |
| 12. Liam O'Hagan, Harvard..... | QB | SO | 10 | 2 | 15 | 56 | 150 | 15.00 |
| 13. Josh Greco, Eastern Ky..... | QB | SO | 11 | 1 | 25 | 8 | 160 | 14.55 |
| 14. Jayson Foster, Ga. Southern..... | QB | SO | 12 | 0 | 8 | 126 | 174 | 14.50 |
| 15. Jeff Mroz, Yale..... | QB | SR | 10 | 0 | 22 | 12 | 144 | 14.40 |
| 16. Steve LaFalce, Western Ill..... | QB | JR | 11 | 0 | 19 | 36 | 150 | 13.64 |
| 17. Luke Drone, Illinois St..... | QB | SO | 11 | 1 | 22 | 14 | 148 | 13.45 |
| 18. Michael Jump, La Salle..... | QB | SO | 10 | 0 | 22 | 2 | 134 | 13.40 |
| 19. Brian Boland, Monmouth..... | QB | JR | 10 | 0 | 21 | 6 | 132 | 13.20 |
| 19. Connor Jostes, Drake..... | QB | SR | 10 | 0 | 19 | 18 | 132 | 13.20 |
| 21. Kevin Hoyng, Dayton..... | QB | JR | 10 | 1 | 14 | 44 | 130 | 13.00 |
| 21. Anton Clarkson, Hofstra..... | QB | JR | 10 | 1 | 18 | 20 | 130 | 13.00 |
| 23. Stacy Tutt, Richmond..... | QB | SR | 13 | 0 | 16 | 72 | 168 | 12.92 |
| 24. Aries Nelson, Mississippi Val..... | QB | JR | 11 | 0 | 17 | 38 | 140 | 12.73 |
| 25. Zeke Dixon, Stephen F. Austin..... | QB | SR | 10 | 0 | 20 | 6 | 126 | 12.60 |

STATISTICAL LEADERS

| Rank, Player | Pos | Cl. | G | Passing Conv | TD | Pts Scored | Total PRF | PRF/Gm |
|---|-----|-----|----|-----------------|----|---------------|--------------|--------|
| 25. Nick Hartigan, Brown | RB | SR | 10 | 0 | 0 | 126 | 126 | 12.60 |
| 27. Justin Haddix, Western Ky. | QB | JR | 11 | 0 | 15 | 48 | 138 | 12.55 |
| 27. Sean Schaefer, Towson | QB | FR | 11 | 0 | 20 | 18 | 138 | 12.55 |
| 29. Scott Bonnono, St. Peter's | QB | SO | 10 | 5 | 16 | 16 | 122 | 12.20 |
| 30. Nick Roberts, Gardner-Webb | QB | SR | 11 | 0 | 16 | 36 | 132 | 12.00 |
| 30. Justin Rascati, James Madison | QB | JR | 11 | 0 | 17 | 30 | 132 | 12.00 |
| 30. Jacob Phillips, William & Mary | QB | SO | 10 | 0 | 12 | 48 | 120 | 12.00 |
| 33. Eric Sanders, UNI | QB | SO | 13 | 1 | 23 | 14 | 154 | 11.85 |
| 34. Brian Yost, Morehead St. | QB | SO | 12 | 0 | 17 | 36 | 138 | 11.50 |
| 35. Sonny Riccio, Delaware | QB | SR | 11 | 1 | 13 | 46 | 126 | 11.45 |
| 35. James Luft, Marist | QB | SR | 11 | 0 | 16 | 30 | 126 | 11.45 |
| 35. Jefferson Adcock, Samford | QB | JR | 11 | 0 | 18 | 18 | 126 | 11.45 |
| 35. Travis Lulay, Montana St. | QB | SR | 11 | 0 | 17 | 24 | 126 | 11.45 |
| 39. David Ball, New Hampshire | WR | JR | 13 | 0 | 0 | 144 | 144 | 11.08 |
| 40. Josh Dudash, Stony Brook | QB | SO | 11 | 0 | 18 | 12 | 120 | 10.91 |
| 41. Kelcy Luke, Alabama A&M | QB | SO | 12 | 0 | 13 | 52 | 130 | 10.83 |
| 42. Ryan Alexander, Davidson | QB | SO | 10 | 0 | 15 | 18 | 108 | 10.80 |
| 42. Ryan Kuhn, Cornell | QB | SR | 10 | 0 | 6 | 72 | 108 | 10.80 |
| 42. Joseph DiGiacomo, Brown | QB | JR | 10 | 0 | 16 | 12 | 108 | 10.80 |
| 42. Steve Silva, Holy Cross | RB | SR | 10 | 0 | 3 | 90 | 108 | 10.80 |
| 46. Joel Sambursky, Southern Ill. | QB | SR | 13 | 0 | 22 | 8 | 140 | 10.77 |
| 47. Byron Selby, Morgan St. | QB | SO | 11 | 1 | 9 | 62 | 118 | 10.73 |
| 48. Ingle Martin, Furman | QB | SR | 14 | 0 | 20 | 30 | 150 | 10.71 |
| 49. Jimmie Russell, Bethune-Cookman | QB | SO | 10 | 1 | 7 | 62 | 106 | 10.60 |
| 50. John O'Neil, Holy Cross | QB | SR | 11 | 0 | 17 | 12 | 114 | 10.36 |
| 50. Frank Jankowski, Villanova | QB | SO | 11 | 0 | 18 | 6 | 114 | 10.36 |
| 52. Richie Williams, Appalachian St. | QB | SR | 15 | 1 | 20 | 32 | 154 | 10.27 |
| 53. Jayson Davis, Rhode Island | QB | SR | 10 | 1 | 5 | 70 | 102 | 10.20 |
| 53. Tyler Arciaga, Sacred Heart | QB | JR | 10 | 0 | 17 | 0 | 102 | 10.20 |
| 55. Drew Geyer, Robert Morris | QB | SR | 9 | 0 | 15 | 0 | 90 | 10.00 |
| 55. Henry Tolbert, Grambling | RB | SR | 12 | 0 | 0 | 120 | 120 | 10.00 |
| 57. Eric Rath, Lehigh | RB | SR | 11 | 0 | 0 | 108 | 108 | 9.82 |
| 57. Ian Pizarro, Weber St. | QB | JR | 11 | 0 | 17 | 6 | 108 | 9.82 |
| 57. Omar Cuff, Delaware | RB | SO | 11 | 0 | 0 | 108 | 108 | 9.82 |
| 57. Ron Whitcomb, Maine | QB | JR | 11 | 0 | 16 | 12 | 108 | 9.82 |
| 61. Garrett Williams, Savannah St. | QB | FR | 10 | 2 | 15 | 4 | 98 | 9.80 |
| 61. Steve Morgan, Brown | K/P | SO | 10 | 0 | 0 | 98 | 98 | 9.80 |
| 63. Alonzo Coleman, Hampton | RB | JR | 12 | 0 | 0 | 114 | 114 | 9.50 |
| 64. Obozua Ehikioya, Marist | RB | SO | 11 | 0 | 0 | 102 | 102 | 9.27 |
| 64. Cleveland McCoy, South Carolina St. | QB | SR | 11 | 0 | 13 | 24 | 102 | 9.27 |
| 64. Joe Rubin, Portland St. | RB | SR | 11 | 0 | 0 | 102 | 102 | 9.27 |
| 64. Mike Saraceno, Colgate | QB | JR | 11 | 0 | 12 | 30 | 102 | 9.27 |
| 68. Jeff Terrell, Princeton | QB | JR | 10 | 0 | 10 | 32 | 92 | 9.20 |
| 69. Miles Austin, Monmouth | WR | SR | 8 | 0 | 0 | 72 | 72 | 9.00 |
| 69. Sawyer Smith, Portland St. | QB | JR | 10 | 0 | 14 | 6 | 90 | 9.00 |
| 69. Matt Hagler, Idaho St. | QB | SO | 10 | 3 | 8 | 36 | 90 | 9.00 |
| 69. Brady Wahlberg, Tenn.-Martin | QB | SR | 10 | 0 | 10 | 30 | 90 | 9.00 |
| 73. Brandon Brooks, Norfolk St. | QB | SR | 11 | 3 | 12 | 20 | 98 | 8.91 |
| 73. Tyler Thigpen, Coastal Caro. | QB | JR | 11 | 2 | 11 | 28 | 98 | 8.91 |
| 75. Jerome Felton, Furman | RB | SO | 14 | 0 | 0 | 124 | 124 | 8.86 |
| 76. Sedale Threatt, Lehigh | QB | SO | 10 | 1 | 12 | 14 | 88 | 8.80 |
| 77. James Noble, Cal Poly | RB | FR | 11 | 0 | 0 | 96 | 96 | 8.73 |
| 77. Donald Chapman, Tenn.-Martin | RB | SO | 11 | 0 | 0 | 96 | 96 | 8.73 |
| 79. Andrew Paterini, Hampton | K | JR | 12 | 0 | 0 | 104 | 104 | 8.67 |
| 79. Pat McDermott, Penn. | QB | SR | 9 | 0 | 12 | 6 | 78 | 8.67 |
| 81. Clifton Dawson, Harvard | RB | JR | 10 | 0 | 0 | 86 | 86 | 8.60 |
| 82. Jonathan Wilson, VMI | QB | JR | 11 | 1 | 10 | 32 | 94 | 8.55 |
| 82. Jason Murrietta, Northern Ariz. | QB | JR | 11 | 1 | 15 | 2 | 94 | 8.55 |
| 84. Davon Vinson, Northwestern St. | QB | SR | 9 | 1 | 7 | 32 | 76 | 8.44 |
| 85. Kevin Richardson, Appalachian St. | RB | SO | 15 | 0 | 0 | 126 | 126 | 8.40 |
| 85. Ed Pricolo, Sacred Heart | RB | SR | 10 | 0 | 0 | 84 | 84 | 8.40 |
| 87. Blayne Baggett, Indiana St. | QB | SR | 11 | 0 | 15 | 0 | 90 | 8.18 |
| 87. Ken Cornist, Idaho St. | RB | FR | 11 | 0 | 0 | 90 | 90 | 8.18 |
| 87. Mark Dunn, Eastern Ky. | RB | SO | 11 | 0 | 1 | 84 | 90 | 8.18 |
| 90. Jonathan Hurt, Lafayette | RB | JR | 12 | 0 | 0 | 96 | 96 | 8.00 |
| 91. Chris James, Western Ky. | K | SO | 11 | 0 | 0 | 87 | 87 | 7.91 |
| 92. Travis Glasford, Western Ill. | RB | SR | 11 | 0 | 0 | 86 | 86 | 7.82 |
| 93. Broderick Cole, Nicholls St. | RB | SO | 10 | 0 | 0 | 78 | 78 | 7.80 |
| 94. Christopher Horton, Jacksonville | QB | SO | 8 | 2 | 7 | 16 | 62 | 7.75 |
| 95. Rob Zarrilli, Hofstra | K | SO | 11 | 0 | 0 | 84 | 84 | 7.64 |
| 95. Joseph Fore, Richmond | K | SR | 11 | 0 | 0 | 84 | 84 | 7.64 |
| 95. Mike Haley, Southeast Mo. St. | QB | SR | 11 | 0 | 14 | 0 | 84 | 7.64 |
| 95. Eric Weems, Bethune-Cookman | WR | JR | 11 | 0 | 0 | 84 | 84 | 7.64 |
| 95. Tom Zettis, Youngstown St. | QB | SO | 11 | 0 | 14 | 0 | 84 | 7.64 |
| 95. Clyde Tullis Jr., Savannah St. | QB | SR | 11 | 0 | 3 | 66 | 84 | 7.64 |
| * Nick Hager, Northern Colo. | QB | SR | 9 | 0 | 17 | 0 | 102 | 11.33 |
| * Jon Grant, UC Davis | QB | JR | 11 | 1 | 13 | 38 | 118 | 10.73 |
| * Parker Douglass, South Dakota St. | K | SO | 10 | 0 | 0 | 99 | 99 | 9.90 |
| * Steve Walker, North Dakota St. | QB | SO | 11 | 0 | 14 | 6 | 90 | 8.18 |
| * Kyle Steffes, North Dakota St. | RB | JR | 11 | 0 | 0 | 84 | 84 | 7.64 |

Total Tackles

| Rank | Player | Pos | Cl. | G | Solo | Ast | Total | TT/Gm |
|------|------------------------------------|-----|-----|----|------|-----|-------|-------|
| 1. | Chad Nkang, Elon | LB | JR | 11 | 73 | 79 | 152 | 13.82 |
| 2. | Justin Huggard, VMI | LB | SR | 11 | 50 | 86 | 136 | 12.36 |
| 3. | Brian Hulea, Villanova | LB | SR | 11 | 64 | 71 | 135 | 12.27 |
| 4. | Kyle Shotwell, Cal Poly | LB | JR | 13 | 84 | 74 | 158 | 12.15 |
| 5. | Cameron Siskowic, Illinois St. | LB | JR | 11 | 57 | 75 | 132 | 12.00 |
| 6. | Jada Ross, Charleston So. | LB | JR | 11 | 56 | 72 | 128 | 11.64 |
| 7. | Tyler Knight, Mississippi Val. | LB | JR | 11 | 45 | 80 | 125 | 11.36 |
| 8. | Craig Romano, Wagner | LB | SR | 11 | 41 | 83 | 124 | 11.27 |
| 9. | Tad Crawford, Columbia | DB | JR | 10 | 60 | 51 | 111 | 11.10 |
| 10. | Maurice Bennett, Lafayette | LB | SR | 12 | 43 | 90 | 133 | 11.08 |
| 11. | Adam Goloboski, Richmond | LB | JR | 12 | 55 | 76 | 131 | 10.92 |
| 12. | Maguell Davis, Norfolk St. | LB | JR | 11 | 44 | 76 | 120 | 10.91 |
| 13. | Todd Baldwin, VMI | LB | SR | 11 | 47 | 72 | 119 | 10.82 |
| 14. | Alex Arinsmier, Davidson | LB | SR | 10 | 45 | 63 | 108 | 10.80 |
| 15. | Allyn Bacchus, Villanova | DB | JR | 11 | 68 | 50 | 118 | 10.73 |
| 16. | James Noel, Robert Morris | LB | SR | 10 | 41 | 66 | 107 | 10.70 |
| 17. | Cole Haley, Hofstra | LB | SR | 11 | 56 | 61 | 117 | 10.64 |
| 17. | Marcus Taylor, Fordham | LB | SR | 11 | 69 | 48 | 117 | 10.64 |
| 17. | Darius Leak, Morgan St. | LB | JR | 11 | 66 | 51 | 117 | 10.64 |
| 20. | Jarrette Prout, Mississippi Val. | LB | SR | 11 | 43 | 73 | 116 | 10.55 |
| 21. | Dan Adams, Holy Cross | LB | JR | 11 | 91 | 24 | 115 | 10.45 |
| 22. | Brandon Torre, Jacksonville | LB | SR | 8 | 43 | 40 | 83 | 10.38 |
| 23. | Jermaine Walker, Maine | LB | SR | 11 | 64 | 50 | 114 | 10.36 |
| 24. | Justin Durant, Hampton | LB | JR | 12 | 61 | 63 | 124 | 10.33 |
| 25. | Ryan Luedecke, Stephen F. Austin | DB | SR | 11 | 32 | 81 | 113 | 10.27 |
| 26. | Jeff Pammer, New Hampshire | DB | SO | 12 | 60 | 63 | 123 | 10.25 |
| 27. | Colin Disch, Albany (N.Y.) | LB | SO | 11 | 37 | 75 | 112 | 10.18 |
| 28. | Clint Sellers, Eastern Ill. | LB | JR | 12 | 83 | 38 | 121 | 10.08 |
| 29. | Jonathan Corto, Sacred Heart | LB | JR | 10 | 55 | 45 | 100 | 10.00 |
| 30. | Mike Marzotto, Butler | LB | SO | 11 | 57 | 52 | 109 | 9.91 |
| 31. | Jamar Leath, Coastal Caro. | LB | JR | 11 | 31 | 77 | 108 | 9.82 |
| 31. | Josh Rutter, William & Mary | LB | FR | 11 | 44 | 64 | 108 | 9.82 |
| 33. | Jason Hatchell, Massachusetts | LB | SO | 11 | 42 | 65 | 107 | 9.73 |
| 34. | Vincent Dancy, Jackson St. | DB | JR | 11 | 65 | 41 | 106 | 9.64 |
| 35. | Lucius Seymour, Eastern Ill. | LB | JR | 12 | 74 | 41 | 115 | 9.58 |
| 36. | Matthew Logue, Sacramento St. | LB | SR | 11 | 61 | 44 | 105 | 9.55 |
| 37. | Kevin Rex, Cornell | DB | SR | 10 | 63 | 32 | 95 | 9.50 |
| 38. | Josh Dooley, Dartmouth | LB | SR | 10 | 39 | 55 | 94 | 9.40 |
| 39. | Pago Togafau, Idaho St. | LB | JR | 11 | 47 | 56 | 103 | 9.36 |
| 39. | Nathan Williams, Murray St. | DB | JR | 11 | 72 | 31 | 103 | 9.36 |
| 41. | John Mohring, Ga. Southern | LB | JR | 12 | 55 | 57 | 112 | 9.33 |
| 42. | William Freeman, Furman | LB | SR | 14 | 55 | 75 | 130 | 9.29 |
| 43. | Chamar Milton, N.C. A&T | LB | SR | 11 | 50 | 52 | 102 | 9.27 |
| 43. | Justin Bass, Ark.-Pine Bluff | LB | JR | 11 | 60 | 42 | 102 | 9.27 |
| 43. | Manny Rojas, Liberty | LB | JR | 11 | 47 | 55 | 102 | 9.27 |
| 46. | Andrew Jones, Furman | LB | SO | 14 | 57 | 72 | 129 | 9.21 |
| 47. | Brian Becker, Albany (N.Y.) | LB | SR | 11 | 32 | 69 | 101 | 9.18 |
| 48. | Trent Newton, Savannah St. | LB | FR | 11 | 41 | 59 | 100 | 9.09 |
| 49. | Daniel Cooke, Gardner-Webb | DB | FR | 11 | 56 | 43 | 99 | 9.00 |
| 49. | Ric San Doval, Penn | LB | SR | 10 | 47 | 43 | 90 | 9.00 |
| 49. | Ian Wilson, Dartmouth | DB | SO | 10 | 46 | 44 | 90 | 9.00 |
| 49. | Dion Witherspoon, Lafayette | LB | SR | 12 | 49 | 59 | 108 | 9.00 |
| 49. | Jason Carter, Georgetown | LB | SR | 11 | 54 | 45 | 99 | 9.00 |
| 54. | Jermey Wiggins, Appalachian St. | DB | JR | 15 | 63 | 71 | 134 | 8.93 |
| 55. | Corland Finnegan, Samford | DB | SR | 11 | 48 | 50 | 98 | 8.91 |
| 56. | Lee Driftmier, Yale | LB | JR | 10 | 54 | 35 | 89 | 8.90 |
| 56. | Steve Smith, Southern Utah | LB | SR | 10 | 47 | 42 | 89 | 8.90 |
| 58. | John Mulhern, Delaware | LB | SR | 11 | 48 | 49 | 97 | 8.82 |
| 59. | Jimmy Adams, Drake | LB | JR | 10 | 62 | 26 | 88 | 8.80 |
| 59. | Adam Lipski, Iona | LB | JR | 10 | 31 | 57 | 88 | 8.80 |
| 59. | John Heideman, UNI | LB | SR | 15 | 73 | 59 | 132 | 8.80 |
| 62. | Jared Nepa, Colgate | LB | SR | 12 | 71 | 34 | 105 | 8.75 |
| 63. | Larry Davis, Morgan St. | DB | SR | 11 | 60 | 36 | 96 | 8.73 |
| 63. | Robert Napier, Texas Southern | LB | JR | 11 | 46 | 50 | 96 | 8.73 |
| 65. | Derrick Byrd, Missouri St. | DB | JR | 10 | 40 | 47 | 87 | 8.70 |
| 65. | Joe Gibalski, Dartmouth | LB | JR | 10 | 47 | 40 | 87 | 8.70 |
| 65. | Harry Carter, Duquesne | LB | SR | 10 | 52 | 35 | 87 | 8.70 |
| 68. | J.P. Weaver, Gardner-Webb | LB | JR | 11 | 41 | 54 | 95 | 8.64 |
| 68. | Daniel Michitsch, Stony Brook | LB | JR | 11 | 41 | 54 | 95 | 8.64 |
| 68. | Tony LeZotte, James Madison | DB | SO | 11 | 46 | 49 | 95 | 8.64 |
| 68. | Jamil Young, Northeastern | LB | JR | 11 | 56 | 39 | 95 | 8.64 |
| 72. | Kevin Sears, Missouri St. | LB | JR | 10 | 23 | 63 | 86 | 8.60 |
| 72. | Cleyton McDonald, Mississippi Val. | LB | JR | 10 | 38 | 48 | 86 | 8.60 |
| 72. | John Hoppe, Dayton | LB | SR | 10 | 42 | 44 | 86 | 8.60 |
| 72. | Justin Stull, Princeton | LB | SR | 10 | 43 | 43 | 86 | 8.60 |
| 76. | Taurean Charles, Bethune-Cookman | LB | JR | 11 | 37 | 57 | 94 | 8.55 |
| 77. | Cory Vavala, Nicholls St. | LB | JR | 10 | 45 | 40 | 85 | 8.50 |
| 77. | Coree Tucker, Central Conn. St. | LB | SR | 10 | 32 | 53 | 85 | 8.50 |
| 79. | David Darby, Hofstra | LB | JR | 11 | 43 | 50 | 93 | 8.45 |
| 79. | Marion Rumph, Western Ky. | DB | SO | 11 | 41 | 52 | 93 | 8.45 |

| Rank | Player | Pos | Cl. | G | Solo | Ast | Total | TT/Gm |
|------|---------------------------------|-----|-----|----|------|-----|-------|-------|
| 79. | Kye Stewart, Illinois St. | LB | SO | 11 | 60 | 33 | 93 | 8.45 |
| 79. | Patrick Jackson, Savannah St. | LB | SR | 11 | 46 | 47 | 93 | 8.45 |
| 83. | Antonio Thomas, Western Ky. | DB | SR | 10 | 53 | 31 | 84 | 8.40 |
| 84. | Ein Williams, Wagner | LB | JR | 11 | 32 | 60 | 92 | 8.36 |
| 85. | Will Bailey, Western Ill. | LB | SR | 9 | 35 | 40 | 75 | 8.33 |
| 86. | Clinton Jenkins, Savannah St. | LB | SR | 10 | 28 | 55 | 83 | 8.30 |
| 87. | Maurice Simpkins, Coastal Caro. | LB | SR | 11 | 48 | 43 | 91 | 8.27 |
| 87. | Jamar Landrom, Tennessee St. | DB | SR | 11 | 64 | 27 | 91 | 8.27 |
| 87. | David Gilmore, Tenn.-Martin | LB | JR | 11 | 67 | 24 | 91 | 8.27 |
| 90. | Joemaine Spears, Southern U. | DB | SR | 8 | 28 | 38 | 66 | 8.25 |
| 90. | Johnny Baldwin, Alabama A&M | LB | JR | 12 | 43 | 56 | 99 | 8.25 |
| 90. | Dimitri Carr, Grambling | LB | SR | 12 | 56 | 43 | 99 | 8.25 |
| 93. | Matt Hill, Monmouth | DB | JR | 10 | 54 | 28 | 82 | 8.20 |
| 93. | Robert Mason, VMI | DB | SR | 10 | 42 | 40 | 82 | 8.20 |
| 93. | Anthony Graziani, Lehigh | LB | SR | 10 | 40 | 42 | 82 | 8.20 |
| 96. | Shane Lancaster, Liberty | DB | SR | 9 | 34 | 39 | 73 | 8.11 |
| 97. | Ivin Hicks, St. Francis (Pa.) | DB | SR | 11 | 41 | 48 | 89 | 8.09 |
| 97. | Antonio Cooper, Jr., Alcorn St. | LB | SO | 11 | 38 | 51 | 89 | 8.09 |
| 99. | Joey Cwik, Eastern Wash. | LB | SR | 12 | 50 | 47 | 97 | 8.08 |
| 100. | James Frazier, Brown | LB | SR | 10 | 42 | 38 | 80 | 8.00 |
| 100. | Mehdi Hassan, Georgetown | LB | SR | 11 | 40 | 48 | 88 | 8.00 |
| 100. | Ryan Layton, Wagner | LB | SR | 11 | 29 | 59 | 88 | 8.00 |
| 100. | Corey Graham, New Hampshire | DB | JR | 13 | 73 | 31 | 104 | 8.00 |
| 100. | Antoine Bethea, Howard | DB | SR | 11 | 49 | 39 | 88 | 8.00 |
| 100. | Brandon Rosser, Eastern Ky. | LB | JR | 11 | 35 | 53 | 88 | 8.00 |
| * | Reed Doughty, Northern Colo. | DB | SR | 11 | 76 | 83 | 159 | 14.45 |
| * | Jake Duren, Northern Colo. | LB | FR | 11 | 42 | 61 | 103 | 9.36 |

Solo Tackles

| Rank | Player | Pos | Cl. | G | Solo | ST/Gm |
|------|--------------------------------|-----|-----|----|------|-------|
| 1. | Dan Adams, Holy Cross | LB | JR | 11 | 91 | 8.27 |
| 2. | Clint Sellers, Eastern Ill. | LB | JR | 12 | 83 | 6.92 |
| 3. | Chad Nkang, Elon | LB | JR | 11 | 73 | 6.64 |
| 4. | Nathan Williams, Murray St. | DB | JR | 11 | 72 | 6.55 |
| 5. | Kyle Shotwell, Cal Poly | LB | JR | 13 | 84 | 6.46 |
| 6. | Kevin Rex, Cornell | DB | SR | 10 | 63 | 6.30 |
| 7. | Marcus Taylor, Fordham | LB | SR | 11 | 69 | 6.27 |
| 8. | Jimmy Adams, Drake | LB | JR | 10 | 62 | 6.20 |
| 9. | Allyn Bacchus, Villanova | DB | JR | 11 | 68 | 6.18 |
| 10. | Lucius Seymour, Eastern Ill. | LB | JR | 12 | 74 | 6.17 |
| 11. | David Gilmore, Tenn.-Martin | LB | JR | 11 | 67 | 6.09 |
| 12. | Tad Crawford, Columbia | DB | JR | 10 | 60 | 6.00 |
| 12. | Darius Leak, Morgan St. | LB | JR | 11 | 66 | 6.00 |
| 14. | Jared Nepa, Colgate | LB | SR | 12 | 71 | 5.92 |
| 15. | Vincent Dancy, Jackson St. | DB | JR | 11 | 65 | 5.91 |
| 16. | Jamar Landrom, Tennessee St. | DB | SR | 11 | 64 | 5.82 |
| 16. | Brian Hulea, Villanova | LB | SR | 11 | 64 | 5.82 |
| 16. | Jason Coleman, Tenn.-Martin | DB | SR | 11 | 64 | 5.82 |
| 16. | Jermaine Walker, Maine | LB | SR | 11 | 64 | 5.82 |
| 20. | Chris Nielsen, Holy Cross | LB | JR | 10 | 57 | 5.70 |
| 21. | Lonnie McCowan, Chattanooga | DB | SR | 9 | 51 | 5.67 |
| 22. | Wesley Holmes, Tennessee St. | LB | SR | 11 | 62 | 5.64 |
| 22. | Jordan Manning, Towson | LB | FR | 11 | 62 | 5.64 |
| 24. | Corey Graham, New Hampshire | DB | JR | 13 | 73 | 5.62 |
| 25. | Matthew Logue, Sacramento St. | LB | SR | 11 | 61 | 5.55 |
| 26. | Chad McMahan, Tenn.-Martin | DB | SR | 10 | 55 | 5.50 |
| 26. | Jonathan Corto, Sacred Heart | LB | JR | 10 | 55 | 5.50 |
| 28. | Larry Davis, Morgan St. | DB | SR | 11 | 60 | 5.45 |
| 28. | Kye Stewart, Illinois St. | LB | SO | 11 | 60 | 5.45 |
| 28. | Justin Bass, Ark.-Pine Bluff | LB | JR | 11 | 60 | 5.45 |
| 31. | Lee Driftmier, Yale | LB | JR | 10 | 54 | 5.40 |
| 31. | Matt Hill, Monmouth | DB | JR | 10 | 54 | 5.40 |
| 33. | Brandon Torre, Jacksonville | LB | SR | 8 | 43 | 5.38 |
| 34. | Antonio Thomas, Western Ky. | DB | SR | 10 | 53 | 5.30 |
| 35. | Harry Carter, Duquesne | LB | SR | 10 | 52 | 5.20 |
| 36. | Cameron Siskowic, Illinois St. | LB | JR | 11 | 57 | 5.18 |
| 36. | Tony Ryan, Murray St. | DB | SR | 11 | 57 | 5.18 |
| 36. | Mike Marzotto, Butler | LB | SO | 11 | 57 | 5.18 |
| 39. | Patrick Schultz, Murray St. | LB | SR | 9 | 46 | 5.11 |
| 40. | Jamil Young, Northeastern | LB | JR | 11 | 56 | 5.09 |
| 40. | Cole Haley, Hofstra | LB | SR | 11 | 56 | 5.09 |
| 40. | Daniel Cooke, Gardner-Webb | DB | FR | 11 | 56 | 5.09 |
| 40. | Jada Ross, Charleston So. | LB | JR | 11 | 56 | 5.09 |
| 40. | Chris Johnson, Chattanooga | LB | SO | 11 | 56 | 5.09 |
| 45. | Justin Durant, Hampton | LB | JR | 12 | 61 | 5.08 |
| 46. | Mike Miller, Southeast Mo. St. | DB | JR | 11 | 55 | 5.00 |
| 46. | Brian Bradford, Towson | LB | SO | 11 | 55 | 5.00 |
| 46. | James Conklin, Western Caro. | LB | SR | 9 | 45 | 5.00 |
| 46. | Joshua Lawson, Citadel | DB | SO | 11 | 55 | 5.00 |
| 46. | Nick Ross, Drake | LB | JR | 10 | 50 | 5.00 |
| 46. | Jeff Pammer, New Hampshire | DB | SO | 12 | 60 | 5.00 |
| 52. | Tanner Varner, UNI | DB | SR | 14 | 69 | 4.93 |

STATISTICAL LEADERS

| Rank, Player | Pos | Cl. | G | Solo | ST/Gm | Rank, Player | Pos | Cl. | G | Solo | ST/Gm |
|-----------------------------------|-----|-----|----|------|-------|-------------------------------------|-----|-----|----|------|-------|
| 53. Jason Carter, Georgetown | LB | SR | 11 | 54 | 4.91 | 80. Chase Mitchell, Austin Peay | DB | JR | 10 | 45 | 4.50 |
| 54. John Heideman, UNI | LB | SR | 15 | 73 | 4.87 | 80. Cory Vavala, Nicholls St. | LB | JR | 10 | 45 | 4.50 |
| 55. Donald Thomas, Eastern Ill. | LB | SO | 12 | 58 | 4.83 | 80. Michael Williams, Southern U. | DB | FR | 8 | 36 | 4.50 |
| 55. Chad Cleveland, Eastern Ill. | DB | SR | 12 | 58 | 4.83 | 84. Fredricc Brock, Texas Southern | LB | SR | 11 | 49 | 4.45 |
| 57. Tristan Burge, Eastern Ill. | DB | JR | 11 | 53 | 4.82 | 84. Demetrius Derico, Alabama St. | DB | SR | 11 | 49 | 4.45 |
| 58. Andy Green, Drake | DB | FR | 10 | 48 | 4.80 | 84. Andrew Rowell, Citadel | LB | SO | 11 | 49 | 4.45 |
| 59. Frank Johnson, Southern Ill. | DB | SR | 12 | 57 | 4.75 | 84. Joey King, Portland St. | LB | SR | 11 | 49 | 4.45 |
| 60. Marcus Mayes, Eastern Ky. | DB | JR | 11 | 52 | 4.73 | 84. Antoine Bethea, Howard | DB | SR | 11 | 49 | 4.45 |
| 60. Maurice Banks, Georgetown | DB | SR | 11 | 52 | 4.73 | 89. Damien Huren, Southeastern La. | LB | SR | 9 | 40 | 4.44 |
| 60. John Webb, Towson | LB | SO | 11 | 52 | 4.73 | 90. Andrew Butler, Yale | DB | SR | 10 | 44 | 4.40 |
| 60. Rashaad Woodard, Delaware | DB | JR | 11 | 52 | 4.73 | 90. Joe Mele, Northeastern | LB | SO | 10 | 44 | 4.40 |
| 60. K.J. Gerard, Northern Ariz. | DB | SO | 11 | 52 | 4.73 | 92. John Mulhern, Delaware | LB | SR | 11 | 48 | 4.36 |
| 65. Steve Smith, Southern Utah | LB | SR | 10 | 47 | 4.70 | 92. Cortland Finnegan, Samford | DB | SR | 11 | 48 | 4.36 |
| 65. Ric San Doval, Penn | LB | SR | 10 | 47 | 4.70 | 92. Maurice Simpkins, Coastal Caro. | LB | SR | 11 | 48 | 4.36 |
| 65. Joe Gibalski, Dartmouth | LB | JR | 10 | 47 | 4.70 | 92. Van Sallier, Prairie View | LB | JR | 11 | 48 | 4.36 |
| 68. Dimitri Carr, Grambling | LB | SR | 12 | 56 | 4.67 | 96. Rico Reese, Western Caro. | DL | SR | 9 | 39 | 4.33 |
| 69. Porter Johnson, Citadel | RB | SR | 11 | 51 | 4.64 | 96. Chris Parsons, UNI | DB | SO | 15 | 65 | 4.33 |
| 69. Brett Shelton, Sacramento St. | DB | SO | 11 | 51 | 4.64 | 98. Justin Stull, Princeton | LB | SR | 10 | 43 | 4.30 |
| 69. Keith Williams, Florida A&M | DB | SR | 11 | 51 | 4.64 | 98. Josh Raban, Southern Utah | DB | SR | 10 | 43 | 4.30 |
| 69. Kenny Brown, Jacksonville St. | DB | JR | 11 | 51 | 4.64 | 100. Pago Togafau, Idaho St. | LB | JR | 11 | 47 | 4.27 |
| 73. Ian Wilson, Dartmouth | DB | SO | 10 | 46 | 4.60 | 100. Nick Marudas, Montana St. | DB | SR | 11 | 47 | 4.27 |
| 74. Adam Goloboski, Richmond | LB | JR | 12 | 55 | 4.58 | 100. Danual Pearce, Howard | LB | SO | 11 | 47 | 4.27 |
| 74. John Mohring, Ga. Southern | LB | JR | 12 | 55 | 4.58 | 100. Manny Rojas, Liberty | LB | JR | 11 | 47 | 4.27 |
| 76. Ryan Force, Montana St. | DB | JR | 11 | 50 | 4.55 | 100. Todd Baldwin, VMI | LB | SR | 11 | 47 | 4.27 |
| 76. Chamar Milton, N.C. A&T | LB | SR | 11 | 50 | 4.55 | 100. Kenny Scott, Towson | DB | SO | 11 | 47 | 4.27 |
| 76. Sammy Doughty, Florida A&M | DB | SR | 11 | 50 | 4.55 | 100. KeiAndre Hepburn, Delaware | LB | JR | 11 | 47 | 4.27 |
| 76. Justin Huggard, VMI | LB | SR | 11 | 50 | 4.55 | * Reed Doughty, Northern Colo. | DB | SR | 11 | 76 | 6.91 |
| 80. Alex Arinsmier, Davidson | LB | SR | 10 | 45 | 4.50 | * Joe Mays, North Dakota St. | LB | SO | 11 | 50 | 4.55 |
| | | | | | | * Craig Dahl, North Dakota St. | DB | JR | 11 | 49 | 4.45 |

Pass Sacks

| Rank, Player | Pos | Cl. | G | Solo | Ast | Yds | Total | PS/Gm |
|---|-----|-----|----|------|-----|-----|-------|-------|
| 1. Chris Gocong, Cal Poly | DL | SR | 13 | 19 | 9 | 175 | 23.5 | 1.81 |
| 2. Brent Hawkins, Illinois St. | DL | SR | 11 | 16 | 2 | 91 | 17 | 1.55 |
| 3. Sam Smith, Delaware St. | DB | SR | 11 | 10 | 7 | 90 | 13.5 | 1.23 |
| 4. Antoine Bullock, Duquesne | DL | SR | 10 | 12 | 0 | 79 | 12 | 1.20 |
| 5. Jeff Charleston, Idaho St. | DL | SR | 11 | 12 | 0 | 65 | 12 | 1.09 |
| 6. Martin Jackson, Alcorn St. | DL | JR | 11 | 10 | 3 | 66 | 11.5 | 1.05 |
| 7. Jason Hatcher, Grambling | DL | SR | 12 | 10 | 2 | 95 | 11 | .92 |
| 8. Sherman Logan, Richmond | LB | SO | 13 | 10 | 3 | 73 | 11.5 | .88 |
| 9. Marques Murrell, Appalachian St. | DL | JR | 15 | 10 | 6 | 105 | 13 | .87 |
| 9. Jason Hunter, Appalachian St. | DL | SR | 15 | 12 | 2 | 93 | 13 | .87 |
| 9. John Hermann, UNI | DL | SR | 15 | 11 | 4 | 103 | 13 | .87 |
| 12. Donald Carson, Savannah St. | LB | SR | 11 | 8 | 3 | 67 | 9.5 | .86 |
| 13. Trumaine Sykes, Southern U. | DL | SR | 9 | 6 | 3 | 45 | 7.5 | .83 |
| 14. Tyler Knight, Mississippi Val. | LB | JR | 11 | 7 | 4 | 59 | 9 | .82 |
| 15. Chris White, Cal Poly | DL | JR | 13 | 10 | 1 | 77 | 10.5 | .81 |
| 16. Jason Bense, Jacksonville | DL | SR | 7 | 5 | 1 | 34 | 5.5 | .79 |
| 17. Nick Marudas, Montana St. | DB | SR | 11 | 8 | 1 | 59 | 8.5 | .77 |
| 17. Brady Fosmark, Weber St. | DL | SR | 11 | 8 | 1 | 56 | 8.5 | .77 |
| 17. Ryan Friesen, Portland St. | LB | SR | 11 | 8 | 1 | 56 | 8.5 | .77 |
| 20. Matt Chachere, Cal Poly | DL | SR | 13 | 8 | 4 | 60 | 10 | .77 |
| 21. Jonathan Corto, Sacred Heart | LB | JR | 10 | 6 | 3 | 57 | 7.5 | .75 |
| 22. Brian Sullivan, Central Conn. St. | DB | SR | 11 | 8 | 0 | 66 | 8 | .73 |
| 22. Jarrette Prout, Mississippi Val. | LB | SR | 11 | 7 | 2 | 44 | 8 | .73 |
| 22. Montray Jackson, N.C. A&T | LB | JR | 11 | 8 | 0 | 69 | 8 | .73 |
| 22. Kevin Winston, James Madison | DL | JR | 11 | 7 | 2 | 47 | 8 | .73 |
| 26. Mitchell Dukes, Western Caro. | DB | JR | 9 | 6 | 1 | 33 | 6.5 | .72 |
| 27. Christopher Traylor, Alabama A&M | DL | SO | 12 | 8 | 1 | 67 | 8.5 | .71 |
| 28. Lorenzo Wims, Southern Ill. | DL | JR | 10 | 7 | 0 | 42 | 7 | .70 |
| 28. Josh Antinopoulos, Duquesne | DL | SR | 10 | 7 | 0 | 59 | 7 | .70 |
| 30. James Ihedigbo, Massachusetts | DB | JR | 11 | 7 | 1 | 53 | 7.5 | .68 |
| 30. Michael Ononibaku, Georgetown | DL | SR | 11 | 6 | 3 | 48 | 7.5 | .68 |
| 30. Rickie Lewis, N.C. A&T | DL | SR | 11 | 7 | 1 | 68 | 7.5 | .68 |
| 33. William Hayden, Sacred Heart | DL | JR | 10 | 5 | 3 | 42 | 6.5 | .65 |
| 34. Justin Komondoreas, Southeast Mo. St. | DL | SR | 11 | 6 | 2 | 32 | 7 | .64 |
| 35. Brandon Dyches, Yale | DL | SR | 9 | 5 | 1 | 37 | 5.5 | .61 |
| 36. Anthony Gargiulo, Dartmouth | DL | SR | 10 | 5 | 2 | 39 | 6 | .60 |
| 36. Jim Malizia, Penn | DL | SR | 10 | 5 | 2 | 49 | 6 | .60 |
| 36. Mike Castellano, Monmouth | LB | JR | 10 | 5 | 2 | 46 | 6 | .60 |
| 36. Coree Tucker, Central Conn. St. | LB | SR | 10 | 6 | 0 | 45 | 6 | .60 |
| 36. Jeff Green, Iona | DB | SR | 10 | 5 | 2 | 43 | 6 | .60 |
| 41. Shane Barkdull, Weber St. | DL | SR | 11 | 5 | 3 | 61 | 6.5 | .59 |
| 41. Tyson Butler, Sacramento St. | LB | JR | 11 | 6 | 1 | 36 | 6.5 | .59 |
| 41. Tyrone McGriff, Florida A&M | DL | SO | 11 | 6 | 1 | 47 | 6.5 | .59 |
| 41. James Riker, Valparaiso | DL | JR | 11 | 6 | 1 | 37 | 6.5 | .59 |
| 41. Alex Buzbee, Georgetown | DL | JR | 11 | 6 | 1 | 27 | 6.5 | .59 |
| 41. Jay Edwards, Fordham | DL | SR | 11 | 5 | 3 | 30 | 6.5 | .59 |
| 41. Katon Bethay, Wofford | DL | SR | 11 | 5 | 3 | 33 | 6.5 | .59 |
| 41. Porter Johnson, Citadel | RB | SR | 11 | 6 | 1 | 54 | 6.5 | .59 |
| 41. Mike DeVito, Maine | DL | JR | 11 | 6 | 1 | 55 | 6.5 | .59 |
| 50. Maurice Bennett, Lafayette | DL | SR | 12 | 6 | 2 | 33 | 7 | .58 |

| Rank | Player | Pos | Cl. | G | Solo | Ast | Yds | Total | PS/Gm |
|------|----------------------------------|-----|-----|----|------|-----|-----|-------|-------|
| 51. | Johnny Campbell, Richmond | DL | JR | 13 | 6 | 3 | 53 | 7.5 | .58 |
| 52. | Adam Lipski, Iona | LB | JR | 10 | 4 | 3 | 36 | 5.5 | .55 |
| 53. | Matt Grande, Marist | DL | SR | 11 | 5 | 2 | 44 | 6 | .55 |
| 53. | Tim Aulet, Marist | DL | JR | 11 | 5 | 2 | 35 | 6 | .55 |
| 53. | Matt Campopiano, Northeastern | DL | JR | 11 | 6 | 0 | 32 | 6 | .55 |
| 53. | Daniel Garay, Hofstra | DL | SR | 11 | 4 | 4 | 38 | 6 | .55 |
| 53. | Jonas Watson, William & Mary | DL | SR | 11 | 5 | 2 | 36 | 6 | .55 |
| 53. | Royce Morgan, Lehigh | DL | SR | 11 | 5 | 2 | 36 | 6 | .55 |
| 53. | Daniel Williams, Western Ky. | DL | SR | 11 | 5 | 2 | 37 | 6 | .55 |
| 53. | Jerome Bennett, Western Ill. | LB | SO | 11 | 6 | 0 | 35 | 6 | .55 |
| 53. | O'Bryan Brandy, Florida A&M | DB | SR | 11 | 5 | 2 | 60 | 6 | .55 |
| 53. | Dustin Schroader, Idaho St. | DB | SR | 11 | 6 | 0 | 34 | 6 | .55 |
| 63. | Blake Costanzo, Lafayette | LB | SR | 12 | 6 | 1 | 44 | 6.5 | .54 |
| 64. | Erik Yngstrom, Monmouth | DL | JR | 9 | 4 | 1 | 17 | 4.5 | .50 |
| 64. | Jeremy Stone, Wagner | DL | SR | 10 | 5 | 0 | 32 | 5 | .50 |
| 64. | Anthony Graziani, Lehigh | LB | SR | 10 | 4 | 2 | 21 | 5 | .50 |
| 64. | Chris Zambrano, Lehigh | DL | SR | 9 | 4 | 1 | 20 | 4.5 | .50 |
| 64. | Justin Scholes, Youngstown St. | DL | SR | 11 | 5 | 1 | 51 | 5.5 | .50 |
| 64. | Piana Lukabu, Western Ill. | DL | SR | 11 | 5 | 1 | 38 | 5.5 | .50 |
| 64. | Mike Murphy, Montana | DL | JR | 12 | 6 | 0 | 41 | 6 | .50 |
| 64. | Cardius Dowell, Eastern Ky. | DL | SO | 11 | 5 | 1 | 31 | 5.5 | .50 |
| 64. | Kevin Lockhart, Alabama A&M | DL | JR | 12 | 5 | 2 | 41 | 6 | .50 |
| 64. | Dimitri Carr, Grambling | LB | SR | 12 | 5 | 2 | 33 | 6 | .50 |
| 64. | Stephen Bowen, Hofstra | DL | SR | 11 | 4 | 3 | 38 | 5.5 | .50 |
| 64. | Edward Greene, Hofstra | DL | SR | 11 | 5 | 1 | 32 | 5.5 | .50 |
| 64. | Robert Balkema, Harvard | DB | SR | 10 | 5 | 0 | 47 | 5 | .50 |
| 64. | Harry Carter, Duquesne | LB | SR | 10 | 5 | 0 | 40 | 5 | .50 |
| 64. | Steven Storrs, Brown | LB | SR | 9 | 4 | 1 | 22 | 4.5 | .50 |
| 64. | Vaalyn Jackson, McNeese St. | DL | SO | 9 | 4 | 1 | 23 | 4.5 | .50 |
| 64. | Damien Huren, Southeastern La. | LB | SR | 9 | 4 | 1 | 19 | 4.5 | .50 |
| 64. | Michael Young, Nicholls St. | DL | SR | 10 | 4 | 2 | 31 | 5 | .50 |
| 82. | Tom Parks, Delaware | DL | SR | 11 | 5 | 0 | 38 | 5 | .45 |
| 82. | Cole Haley, Hofstra | LB | SR | 11 | 4 | 2 | 31 | 5 | .45 |
| 82. | Jeff Smith, Prairie View | LB | SR | 11 | 5 | 0 | 16 | 5 | .45 |
| 82. | Kenny Kern, Delaware St. | LB | SR | 11 | 4 | 2 | 33 | 5 | .45 |
| 82. | Rudolph Foye, Hampton | LB | SR | 11 | 5 | 0 | 25 | 5 | .45 |
| 82. | Chris Hunsaker, Northern Ariz. | LB | JR | 11 | 4 | 2 | 30 | 5 | .45 |
| 82. | Brian Johnston, Gardner-Webb | DE | SO | 11 | 5 | 0 | 41 | 5 | .45 |
| 82. | Eric Hall, VMI | DL | JR | 11 | 4 | 2 | 42 | 5 | .45 |
| 82. | Scott Parsons, Central Conn. St. | DL | SR | 11 | 4 | 2 | 25 | 5 | .45 |
| 91. | Brian Sweeney, Monmouth | DL | SR | 10 | 4 | 1 | 32 | 4.5 | .45 |
| 91. | James Noel, Robert Morris | LB | SR | 10 | 4 | 1 | 23 | 4.5 | .45 |
| 91. | Andy Grant, Sacred Heart | LB | SR | 10 | 3 | 3 | 32 | 4.5 | .45 |
| 91. | Charlie Phillips, Western Ky. | DL | SR | 10 | 4 | 1 | 41 | 4.5 | .45 |
| 91. | Scott Wintering, Dayton | DL | SR | 10 | 4 | 1 | 29 | 4.5 | .45 |
| 91. | Alden Blizzard, Hampton | DL | JR | 10 | 4 | 1 | 29 | 4.5 | .45 |
| 91. | Ed Jackson, Sam Houston St. | DL | JR | 10 | 4 | 1 | 36 | 4.5 | .45 |
| 91. | Rudy Johnson, Southeastern La. | LB | SR | 10 | 4 | 1 | 32 | 4.5 | .45 |
| 91. | Patrick Fisher, Brown | DL | SO | 10 | 4 | 1 | 16 | 4.5 | .45 |
| 91. | JJ Luney, La Salle | DL | SO | 10 | 3 | 3 | 22 | 4.5 | .45 |
| * | James Amos, UC Davis | DL | SO | 10 | 5 | 2 | 42 | 6 | .60 |
| * | Kurt Hout, Northern Colo. | LB | SO | 11 | 6 | 1 | 36 | 6.5 | .59 |
| * | Hank Goff, South Dakota St. | DL | FR | 11 | 5 | 0 | 33 | 5 | .45 |
| * | Thomas Blake, UC Davis | DE | FR | 10 | 4 | 1 | 19 | 4.5 | .45 |

STATISTICAL LEADERS

Tackles for Loss

| Rank | Player | Pos | Cl. | G | Solo | Ast | Yds | Total | TFL/Gm |
|------|-----------------------------------|-----|-----|----|------|-----|-----|-------|--------|
| 1. | Brent Hawkins, Illinois St. | DL | SR | 11 | 22 | 9 | 123 | 26.5 | 2.41 |
| 2. | Chris Gocong, Cal Poly | DL | SR | 13 | 27 | 7 | 192 | 30.5 | 2.35 |
| 3. | Brian Sullivan, Central Conn. St. | DB | SR | 11 | 17 | 8 | 100 | 21 | 1.91 |
| 4. | Jason Hatcher, Grambling | DL | SR | 12 | 19 | 5 | 120 | 21.5 | 1.79 |
| 5. | Marques Murrell, Appalachian St. | DL | JR | 15 | 21 | 11 | 153 | 26.5 | 1.77 |
| 6. | Antoine Bullock, Duquesne | DL | SR | 10 | 15 | 5 | 93 | 17.5 | 1.75 |
| 7. | Jeff Charleston, Idaho St. | DL | SR | 11 | 17 | 4 | 101 | 19 | 1.73 |
| 7. | Sam Smith, Delaware St. | DB | SR | 11 | 13 | 12 | 117 | 19 | 1.73 |
| 9. | Anthony Gargiulo, Dartmouth | DL | SR | 10 | 13 | 8 | 75 | 17 | 1.70 |
| 10. | Porter Johnson, Citadel | RB | SR | 11 | 15 | 7 | 99 | 18.5 | 1.68 |
| 10. | Chad Nkang, Elon | LB | JR | 11 | 14 | 9 | 66 | 18.5 | 1.68 |
| 12. | Jason Hunter, Appalachian St. | DL | SR | 15 | 21 | 7 | 120 | 24.5 | 1.63 |
| 13. | Tyler Knight, Mississippi Val. | LB | JR | 11 | 12 | 11 | 89 | 17.5 | 1.59 |
| 14. | Damien Huren, Southeastern La. | LB | SR | 9 | 13 | 2 | 48 | 14 | 1.56 |
| 14. | Javonn Bradley, Duquesne | LB | SR | 9 | 13 | 2 | 45 | 14 | 1.56 |
| 16. | Donald Carson, Savannah St. | LB | SR | 11 | 13 | 7 | 94 | 16.5 | 1.50 |
| 17. | Brady Fosmark, Weber St. | DL | SR | 11 | 14 | 4 | 77 | 16 | 1.45 |
| 17. | Fredric Brock, Texas Southern | LB | SR | 11 | 15 | 2 | 70 | 16 | 1.45 |
| 19. | Trumaine Sykes, Southern U. | DL | SR | 9 | 9 | 7 | 65 | 12.5 | 1.39 |
| 19. | Terence Kehayas, Iona | LB | SR | 9 | 9 | 7 | 45 | 12.5 | 1.39 |
| 21. | Martin Jackson, Alcorn St. | DL | JR | 11 | 13 | 4 | 72 | 15 | 1.36 |
| 22. | Jonathan Corto, Sacred Heart | LB | JR | 10 | 11 | 5 | 71 | 13.5 | 1.35 |
| 22. | Ryan Tully, Harvard | DB | JR | 10 | 13 | 1 | 46 | 13.5 | 1.35 |
| 24. | Dimitri Carr, Grambling | LB | SR | 12 | 13 | 6 | 57 | 16 | 1.33 |
| 24. | Micheal Brown, Howard | DL | SR | 9 | 10 | 4 | 40 | 12 | 1.33 |

| Rank | Player | Pos | Cl. | G | Solo | Ast | Yds | Total | TFL/Gm |
|------|--|-----|-----|----|------|-----|-----|-------|--------|
| 24. | John Hermann, UNI..... | DL | SR | 15 | 16 | 8 | 119 | 20 | 1.33 |
| 27. | Cameron Siskowic, Illinois St. | LB | JR | 11 | 10 | 9 | 33 | 14.5 | 1.32 |
| 27. | O'Bryan Brandy, Florida A&M | DB | SR | 11 | 10 | 9 | 99 | 14.5 | 1.32 |
| 27. | Chamar Milton, N.C. A&T | LB | SR | 11 | 10 | 9 | 46 | 14.5 | 1.32 |
| 27. | Justin Bass, Ark.-Pine Bluff | LB | JR | 11 | 13 | 3 | 43 | 14.5 | 1.32 |
| 27. | Michael Ononibaku, Georgetown | DL | SR | 11 | 12 | 5 | 59 | 14.5 | 1.32 |
| 27. | Matthew Logue, Sacramento St. | LB | SR | 11 | 11 | 7 | 48 | 14.5 | 1.32 |
| 33. | Brian Conway, Drake | LB | JR | 10 | 11 | 4 | 50 | 13 | 1.30 |
| 34. | Kendall Langford, Hampton..... | DL | SO | 12 | 12 | 7 | 65 | 15.5 | 1.29 |
| 35. | Fred Evans, Texas St. | DL | SR | 14 | 13 | 10 | 72 | 18 | 1.29 |
| 36. | David Gilmore, Tenn.-Martin..... | LB | JR | 11 | 14 | 0 | 56 | 14 | 1.27 |
| 36. | Jarrette Prout, Mississippi Val. | LB | SR | 11 | 9 | 10 | 56 | 14 | 1.27 |
| 38. | Matt Chachere, Cal Poly..... | DL | SR | 13 | 13 | 7 | 76 | 16.5 | 1.27 |
| 39. | Brandon Torre, Jacksonville | LB | SR | 8 | 8 | 4 | 43 | 10 | 1.25 |
| 39. | Josh Dooley, Dartmouth..... | LB | SR | 10 | 10 | 5 | 37 | 12.5 | 1.25 |
| 39. | Michael Crandle, Robert Morris..... | DL | SR | 10 | 8 | 9 | 54 | 12.5 | 1.25 |
| 39. | Justin Durant, Hampton | LB | JR | 12 | 11 | 8 | 50 | 15 | 1.25 |
| 39. | Carlos Stephens, Northwestern St. | DL | SR | 10 | 9 | 7 | 57 | 12.5 | 1.25 |
| 44. | Kyle Mitchell, Indiana St. | DL | SR | 11 | 10 | 7 | 61 | 13.5 | 1.23 |
| 44. | Tyrone McGriff, Florida A&M..... | DL | SO | 11 | 10 | 7 | 72 | 13.5 | 1.23 |
| 44. | Jordan Manning, Towson | LB | FR | 11 | 13 | 1 | 60 | 13.5 | 1.23 |
| 47. | Mike Castellano, Monmouth..... | LB | JR | 10 | 9 | 6 | 73 | 12 | 1.20 |
| 47. | Jason Forrest, Robert Morris | DL | SR | 10 | 10 | 4 | 33 | 12 | 1.20 |
| 49. | Chris White, Cal Poly..... | DL | JR | 13 | 14 | 3 | 87 | 15.5 | 1.19 |
| 50. | Jason Horn, Liberty..... | DL | JR | 11 | 11 | 4 | 47 | 13 | 1.18 |
| 50. | Ryan Friesen, Portland St. | LB | SR | 11 | 11 | 4 | 65 | 13 | 1.18 |
| 50. | Daniel Garay, Hofstra | DL | SR | 11 | 9 | 8 | 53 | 13 | 1.18 |
| 50. | Jamar Landrom, Tennessee St. | DB | SR | 11 | 12 | 2 | 53 | 13 | 1.18 |
| 54. | Rico Reese, Western Caro. | DL | SR | 9 | 9 | 3 | 41 | 10.5 | 1.17 |
| 55. | Tory Collins, Northwestern St. | DL | JR | 10 | 11 | 1 | 34 | 11.5 | 1.15 |
| 55. | Darrell Adams, Villanova..... | DL | SR | 10 | 10 | 3 | 45 | 11.5 | 1.15 |
| 55. | Josh Antinopoulos, Duquesne | DL | SR | 10 | 10 | 3 | 70 | 11.5 | 1.15 |
| 58. | Adrain Grady, Coastal Caro. | DL | JR | 11 | 9 | 7 | 58 | 12.5 | 1.14 |
| 58. | Alex Buzbee, Georgetown..... | DL | JR | 11 | 12 | 1 | 44 | 12.5 | 1.14 |
| 58. | Darius Leak, Morgan St. | LB | JR | 11 | 10 | 5 | 45 | 12.5 | 1.14 |
| 58. | Justin Komondoreas, Southeast Mo. St. | DL | SR | 11 | 11 | 3 | 50 | 12.5 | 1.14 |
| 58. | Katon Bethay, Wofford..... | DL | SR | 11 | 10 | 5 | 45 | 12.5 | 1.14 |
| 63. | James McDonald, Iona | DL | SO | 8 | 6 | 6 | 34 | 9 | 1.13 |
| 63. | Maurice Bennett, Lafayette..... | LB | SR | 12 | 11 | 5 | 51 | 13.5 | 1.13 |
| 65. | Kyson Hawkins, San Diego | LB | JR | 9 | 8 | 4 | 39 | 10 | 1.11 |
| 66. | Abi Fadeyi, Princeton..... | LB | SR | 10 | 9 | 4 | 40 | 11 | 1.10 |
| 66. | Nate Starrett, Princeton | LB | SR | 10 | 9 | 4 | 38 | 11 | 1.10 |
| 66. | Jonna Lee, Charleston So. | LB | SO | 10 | 6 | 10 | 30 | 11 | 1.10 |
| 69. | Manny Rojas, Liberty..... | LB | JR | 11 | 10 | 4 | 28 | 12 | 1.09 |
| 69. | Colin Disch, Albany (N.Y.) | LB | SO | 11 | 9 | 6 | 50 | 12 | 1.09 |
| 69. | Nick Marudas, Montana St. | DB | SR | 11 | 10 | 4 | 71 | 12 | 1.09 |
| 69. | Travis Roland, Bethune-Cookman | DB | SO | 11 | 10 | 4 | 50 | 12 | 1.09 |
| 69. | Rickie Lewis, N.C. A&T..... | DL | SR | 11 | 9 | 6 | 78 | 12 | 1.09 |
| 69. | Kevin Winston, James Madison..... | DL | JR | 11 | 10 | 4 | 55 | 12 | 1.09 |
| 69. | Matt Campopiano, Northeastern | DL | JR | 11 | 9 | 6 | 41 | 12 | 1.09 |
| 69. | James Ihedigbo, Massachusetts..... | DB | JR | 11 | 10 | 4 | 60 | 12 | 1.09 |
| 69. | Mike DeVito, Maine | DL | JR | 11 | 10 | 4 | 64 | 12 | 1.09 |
| 78. | Dion Witherspoon, Lafayette..... | LB | SR | 12 | 10 | 6 | 45 | 13 | 1.08 |
| 79. | E.J. DeWitt, New Hampshire..... | LB | SR | 13 | 13 | 2 | 46 | 14 | 1.08 |
| 79. | Sherman Logan, Richmond..... | LB | SO | 13 | 12 | 4 | 77 | 14 | 1.08 |
| 81. | Jerrell Guyton, Morgan St. | LB | FR | 9 | 8 | 3 | 41 | 9.5 | 1.06 |
| 82. | Kevin Rex, Cornell | DB | SR | 10 | 10 | 1 | 34 | 10.5 | 1.05 |
| 82. | Harry Carter, Duquesne | LB | SR | 10 | 9 | 3 | 57 | 10.5 | 1.05 |
| 82. | Nick Ross, Drake..... | LB | JR | 10 | 8 | 5 | 34 | 10.5 | 1.05 |
| 85. | Josh Hackett, Austin Peay..... | LB | JR | 11 | 9 | 5 | 31 | 11.5 | 1.05 |
| 85. | Trent Newton, Savannah St. | LB | FR | 11 | 6 | 11 | 40 | 11.5 | 1.05 |
| 85. | Brian Johnston, Gardner-Webb..... | DE | SO | 11 | 9 | 5 | 74 | 11.5 | 1.05 |
| 85. | Justin Huggard, VMI | LB | SR | 11 | 7 | 9 | 33 | 11.5 | 1.05 |
| 85. | Darius Fountain, Florida A&M | LB | SR | 11 | 10 | 3 | 25 | 11.5 | 1.05 |
| 85. | Montray Jackson, N.C. A&T..... | LB | JR | 11 | 11 | 1 | 80 | 11.5 | 1.05 |
| 91. | Clint Sellers, Eastern Ill. | LB | JR | 12 | 12 | 1 | 43 | 12.5 | 1.04 |
| 91. | Eric Bakhtiari, San Diego..... | DL | SO | 12 | 10 | 5 | 51 | 12.5 | 1.04 |
| 93. | James Riker, Valparaiso..... | DL | JR | 11 | 10 | 2 | 52 | 11 | 1.00 |
| 93. | Kyle Kinsell, Davidson..... | DL | JR | 10 | 8 | 4 | 39 | 10 | 1.00 |
| 93. | Kyle Shotwell, Cal Poly | LB | JR | 13 | 11 | 4 | 59 | 13 | 1.00 |
| 93. | Pat Curran, Brown..... | DL | SR | 10 | 9 | 2 | 42 | 10 | 1.00 |
| 93. | Jim Malizia, Penn..... | DL | SR | 10 | 7 | 6 | 60 | 10 | 1.00 |
| 93. | Rolando Garcia, Sacred Heart | LB | JR | 10 | 7 | 6 | 39 | 10 | 1.00 |
| 93. | Coree Tucker, Central Conn. St. | LB | SR | 10 | 8 | 4 | 54 | 10 | 1.00 |
| 93. | Chris Hunsaker, Northern Ariz. | LB | JR | 11 | 9 | 4 | 45 | 11 | 1.00 |
| 93. | Mike Brannon, Sacramento St. | DL | FR | 11 | 10 | 2 | 36 | 11 | 1.00 |
| 93. | Ian Thornton, Gardner-Webb..... | DL | SR | 9 | 6 | 6 | 23 | 9 | 1.00 |
| 93. | Shane Barkdull, Weber St. | DL | SR | 11 | 8 | 6 | 69 | 11 | 1.00 |
| 93. | Chris Dupuy, Alabama St. | DB | SR | 11 | 8 | 6 | 43 | 11 | 1.00 |
| 93. | Stephen Bowen, Hofstra..... | DL | SR | 11 | 8 | 6 | 62 | 11 | 1.00 |
| 93. | Jonas Watson, William & Mary | DL | SR | 11 | 8 | 6 | 44 | 11 | 1.00 |
| 93. | Larry Davis, Morgan St. | DB | SR | 11 | 8 | 6 | 57 | 11 | 1.00 |
| 93. | Steve St. Felix, Florida A&M..... | DL | SR | 11 | 7 | 8 | 28 | 11 | 1.00 |

| Rank | Player | Pos | Cl. | G | Solo | Ast | Yds | Total | TFL/Gm |
|------|-------------------------------|-----|-----|----|------|-----|-----|-------|--------|
| 93. | Wyatt Green, Western Ill. | LB | SR | 9 | 6 | 6 | 46 | 9 | 1.00 |
| 93. | Mitchell Dukes, Western Caro. | DB | JR | 9 | 8 | 2 | 36 | 9 | 1.00 |
| * | James Amos, UC Davis | DL | SO | 10 | 9 | 4 | 53 | 11 | 1.10 |
| * | Joe Mays, North Dakota St. | LB | SO | 11 | 9 | 4 | 49 | 11 | 1.00 |
| * | John Faletoese, UC Davis | DL | FR | 11 | 8 | 6 | 50 | 11 | 1.00 |

Passes Defended

| Rank | Player | Pos | Cl. | G | Passes | | | PD/Gm |
|------|--------------------------------------|-----|-----|----|--------|------|------|-------|
| | | | | | PBU | Int. | Def. | |
| 1. | Jay McCareins, Princeton | DB | SR | 10 | 11 | 9 | 20 | 2.00 |
| 2. | Michael Ford, Duquesne | DB | SR | 10 | 13 | 5 | 18 | 1.80 |
| 3. | Alfred Phillips, Wagner | DB | SO | 11 | 14 | 5 | 19 | 1.73 |
| 4. | Travarous Bain, Hampton | DB | JR | 9 | 13 | 1 | 14 | 1.56 |
| 5. | James Gasparella, Brown | DB | SR | 10 | 8 | 7 | 15 | 1.50 |
| 6. | Courtney Brown, Cal Poly | DB | JR | 13 | 12 | 7 | 19 | 1.46 |
| 7. | Keldrick Holman, Stephen F. Austin | DB | JR | 11 | 9 | 6 | 15 | 1.36 |
| 7. | Blake Saunders, Delaware St. | DB | SR | 11 | 12 | 3 | 15 | 1.36 |
| 7. | Brad Brachear, Southern Ill. | DB | SR | 11 | 11 | 4 | 15 | 1.36 |
| 10. | Jesse Hendrix, Eastern Wash. | DB | SR | 12 | 14 | 2 | 16 | 1.33 |
| 11. | Michael Johns, Penn. | DB | SR | 10 | 12 | 1 | 13 | 1.30 |
| 11. | Terrance Wright, St. Peter's | DB | SR | 10 | 10 | 3 | 13 | 1.30 |
| 11. | Bobbie Williams, Bethune-Cookman | DB | SO | 10 | 7 | 6 | 13 | 1.30 |
| 11. | Greg Brown, Sam Houston St. | DB | JR | 10 | 10 | 3 | 13 | 1.30 |
| 11. | Duriel Adams, Southeastern La. | DB | JR | 10 | 8 | 5 | 13 | 1.30 |
| 16. | Quintez Smith, Chattanooga | DB | SO | 11 | 10 | 4 | 14 | 1.27 |
| 16. | Brannan Thomas, Lehigh | DB | JR | 11 | 11 | 3 | 14 | 1.27 |
| 16. | Randy Carpenter, La Salle | WR | JR | 11 | 10 | 4 | 14 | 1.27 |
| 16. | Christopher Wilson, Mississippi Val. | DB | JR | 11 | 12 | 2 | 14 | 1.27 |
| 20. | Greg Fassitt, Grambling | DB | JR | 12 | 12 | 3 | 15 | 1.25 |
| 20. | Kwesi Williams, Morehead St. | DB | SR | 12 | 11 | 4 | 15 | 1.25 |
| 22. | Stephon Rhea, Stephen F. Austin | DB | SO | 9 | 8 | 3 | 11 | 1.22 |
| 23. | Derrick Harris, Sam Houston St. | DB | JR | 10 | 12 | 0 | 12 | 1.20 |
| 23. | Casey Klaus, Dayton | DB | JR | 10 | 6 | 6 | 12 | 1.20 |
| 25. | Anthony Wilson, Central Conn. St. | DB | SO | 11 | 8 | 5 | 13 | 1.18 |
| 25. | Hakeem Muhammad, Prairie View | DB | SO | 11 | 8 | 5 | 13 | 1.18 |
| 25. | Allante Harrison, Towson | DB | SR | 11 | 11 | 2 | 13 | 1.18 |
| 25. | Clint Kent, James Madison | DB | SR | 11 | 9 | 4 | 13 | 1.18 |
| 29. | Robert Lomoriello, Monmouth | DB | SR | 10 | 9 | 2 | 11 | 1.10 |
| 29. | Greg Lovely, Missouri St. | CB | JR | 10 | 9 | 2 | 11 | 1.10 |
| 29. | J.J. Artis, Princeton | DB | JR | 10 | 9 | 2 | 11 | 1.10 |
| 32. | Michael Bowman, St. Francis (Pa.) | DB | SR | 11 | 10 | 2 | 12 | 1.09 |
| 32. | Quinton Teal, Coastal Caro. | DB | SR | 11 | 7 | 5 | 12 | 1.09 |
| 32. | Julian Ahye, Lehigh | DB | SO | 11 | 10 | 2 | 12 | 1.09 |
| 32. | Jacobi Jones, Elon | DB | SR | 11 | 11 | 1 | 12 | 1.09 |
| 32. | Dennis Mitchell, Western Ky. | DB | SR | 11 | 11 | 1 | 12 | 1.09 |
| 32. | Kris Theus, Northern Ariz. | DB | JR | 11 | 10 | 2 | 12 | 1.09 |
| 32. | K.J. Gerard, Northern Ariz. | DB | SO | 11 | 8 | 4 | 12 | 1.09 |
| 39. | Jimmy Wilson, Montana | CB | SO | 12 | 10 | 3 | 13 | 1.08 |
| 39. | Chris Williams, Colgate | DB | SR | 12 | 9 | 4 | 13 | 1.08 |
| 41. | Etienne Boulay, New Hampshire | DB | SR | 13 | 9 | 5 | 14 | 1.08 |
| 42. | Tanner Varner, UNI | DB | SR | 14 | 11 | 4 | 15 | 1.07 |
| 42. | Austin Holmes, Furman | CB | SO | 14 | 11 | 4 | 15 | 1.07 |
| 44. | David Pittman, Northwestern St. | DB | SR | 10 | 9 | 1 | 10 | 1.00 |
| 44. | Charles Hall, Southeastern La. | DB | SR | 10 | 8 | 2 | 10 | 1.00 |
| 44. | Patrick Calvary, Liberty | DB | FR | 11 | 10 | 1 | 11 | 1.00 |
| 44. | Robert Mason, VMI | DB | SR | 10 | 7 | 3 | 10 | 1.00 |
| 44. | Tyler Nugent, Holy Cross | DB | SR | 11 | 8 | 3 | 11 | 1.00 |
| 44. | David Frisbey, Bucknell | DB | JR | 11 | 7 | 4 | 11 | 1.00 |
| 44. | Tye Murphy, Lafayette | DB | SR | 12 | 11 | 1 | 12 | 1.00 |
| 44. | Brian Majors, Southern Utah | DB | SR | 9 | 6 | 3 | 9 | 1.00 |
| 44. | David Jiles, Monmouth | DB | SR | 10 | 6 | 4 | 10 | 1.00 |
| 44. | Zach Kepner, Sacred Heart | DB | SR | 9 | 9 | 0 | 9 | 1.00 |
| 44. | Mark Moraca, La Salle | DB | JR | 11 | 6 | 5 | 11 | 1.00 |
| 44. | Aaron Strader, Duquesne | DB | FR | 8 | 6 | 2 | 8 | 1.00 |
| 44. | Larry Summers, Bethune-Cookman | DB | SR | 11 | 10 | 1 | 11 | 1.00 |
| 44. | Michael West, Hampton | DB | SR | 10 | 9 | 1 | 10 | 1.00 |
| 44. | Monroe Hicks, Southeast Mo. St. | DB | FR | 10 | 8 | 2 | 10 | 1.00 |
| 44. | Steve Jensen, Dartmouth | DB | SR | 10 | 8 | 2 | 10 | 1.00 |
| 44. | Prosper Nwokocho, Columbia | DB | SR | 10 | 8 | 2 | 10 | 1.00 |
| 44. | Marcus Black, Alabama A&M | DB | JR | 11 | 8 | 3 | 11 | 1.00 |
| 44. | DeMichael Dizer, Grambling | DB | JR | 12 | 8 | 4 | 12 | 1.00 |
| 44. | Rodney Badger, Villanova | DB | JR | 11 | 8 | 3 | 11 | 1.00 |
| 44. | Xavier Wallace, Gardner-Webb | DB | FR | 11 | 9 | 2 | 11 | 1.00 |
| 65. | Baron Flenory, New Hampshire | DB | SR | 13 | 9 | 3 | 12 | .92 |
| 65. | Damien McCallum, Richmond | DB | JR | 13 | 11 | 1 | 12 | .92 |
| 65. | Corey Graham, New Hampshire | DB | JR | 13 | 9 | 3 | 12 | .92 |
| 68. | Clint Sellers, Eastern Ill. | LB | JR | 12 | 6 | 5 | 11 | .92 |
| 68. | Terrance Sanders, Eastern Ill. | DB | SR | 12 | 9 | 2 | 11 | .92 |
| 68. | Ken Chicoine, Cal Poly | DB | JR | 12 | 6 | 5 | 11 | .92 |
| 71. | Dorian Petersen, Bucknell | LB | JR | 11 | 7 | 3 | 10 | .91 |
| 71. | Larry Johnson, Lafayette | DB | SR | 11 | 8 | 2 | 10 | .91 |

| Rank | Player | Pos | Cl. | G | Passes | | | PD/Gm |
|------|----------------------------------|-----|-----|----|--------|------|------|-------|
| | | | | | PBU | Int. | Def. | |
| 71. | Kris Williams, Stephen F. Austin | DB | SR | 11 | 10 | 0 | 10 | .91 |
| 71. | Ken Bradford, Alcorn St. | DB | SR | 11 | 5 | 5 | 10 | .91 |
| 71. | Anthony James, Tennessee Tech | DB | SR | 11 | 7 | 3 | 10 | .91 |
| 71. | Jawon McBryde, N.C. A&T | DB | SR | 11 | 7 | 3 | 10 | .91 |
| 71. | Tristan Burge, Eastern Ill. | DB | JR | 11 | 6 | 4 | 10 | .91 |
| 71. | Deon Rheubottom, Delaware St. | DB | SR | 11 | 8 | 2 | 10 | .91 |
| 71. | Brandon Rosser, Eastern Ky. | LB | JR | 11 | 7 | 3 | 10 | .91 |
| 71. | Antoine Bethea, Howard | DB | SR | 11 | 6 | 4 | 10 | .91 |
| 71. | Toph Grenfell, Montana St. | DB | SR | 11 | 7 | 3 | 10 | .91 |
| 71. | Curlee Dorn, Weber St. | DB | SR | 11 | 9 | 1 | 10 | .91 |
| 71. | Daniel Cooke, Gardner-Webb | DB | FR | 11 | 6 | 4 | 10 | .91 |
| 71. | Dominic Dixon, Portland St. | DB | JR | 11 | 7 | 3 | 10 | .91 |
| 71. | Coderia Jackson, Youngstown St. | DB | JR | 11 | 4 | 6 | 10 | .91 |
| 86. | Virgil Gray, Rhode Island | DB | JR | 10 | 9 | 0 | 9 | .90 |
| 86. | Nick Solakian, Yale | DB | JR | 10 | 4 | 5 | 9 | .90 |
| 86. | Tim Strickland, Princeton | DB | JR | 10 | 6 | 3 | 9 | .90 |
| 86. | Jonathan Corto, Sacred Heart | LB | JR | 10 | 7 | 2 | 9 | .90 |
| 86. | Joseph Ogletree, Nicholls St. | DB | SR | 10 | 7 | 2 | 9 | .90 |
| 86. | Brian Kofoed, Southern Utah | DB | JR | 10 | 9 | 0 | 9 | .90 |
| 92. | Brandon Averett, Alabama St. | DB | SO | 9 | 5 | 3 | 8 | .89 |
| 92. | Catlyn Clark, Morgan St. | DB | SR | 9 | 6 | 2 | 8 | .89 |
| 92. | Rayvon Sims, Tenn.-Martin | DB | JR | 9 | 4 | 4 | 8 | .89 |
| 95. | Romaliz Mayo, Southeastern La. | DB | JR | 8 | 6 | 1 | 7 | .88 |
| 95. | Bernard Opoku, Jacksonville | DB | SR | 8 | 5 | 2 | 7 | .88 |
| 97. | Corey Lynch, Appalachian St. | DB | SO | 15 | 7 | 6 | 13 | .87 |
| 98. | Jamarqus O'Neal, Texas St. | DB | JR | 14 | 9 | 3 | 12 | .86 |
| 99. | Kyle Whitehurst, Hampton | DB | JR | 12 | 7 | 3 | 10 | .83 |
| 99. | Stephan Tucker, Alabama A&M | DB | SO | 12 | 7 | 3 | 10 | .83 |
| 99. | David Hyland, Morehead St. | DB | FR | 12 | 5 | 5 | 10 | .83 |
| * | Nevan Bergan, UC Davis | DB | JR | 11 | 10 | 7 | 17 | 1.55 |
| * | Adam Cook, UC Davis | DB | SO | 11 | 8 | 4 | 12 | 1.09 |
| * | Bobby Babich, North Dakota St. | DB | SR | 11 | 7 | 3 | 10 | .91 |

Forced Fumbles

| Rank | Player | Pos | Cl. | G | FF | FF/Gm |
|------|-----------------------------------|-----|-----|----|----|-------|
| 1. | Brent Hawkins, Illinois St. | DL | SR | 11 | 7 | .64 |
| 2. | Jonathan Corto, Sacred Heart | LB | JR | 10 | 5 | .50 |
| 3. | Marques Murrell, Appalachian St. | DL | JR | 15 | 7 | .47 |
| 4. | Jamar Landrom, Tennessee St. | DB | SR | 11 | 5 | .45 |
| 5. | Mike Murphy, Montana | DL | JR | 12 | 5 | .42 |
| 6. | Lorenzo Wims, Southern Ill. | DL | JR | 10 | 4 | .40 |
| 6. | Antoine Bullock, Duquesne | DL | SR | 10 | 4 | .40 |
| 8. | Tyrone McGriff, Florida A&M | DL | SO | 11 | 4 | .36 |
| 8. | David Gilmore, Tenn.-Martin | LB | JR | 11 | 4 | .36 |
| 8. | Craig Agee, Jacksonville St. | WR | JR | 11 | 4 | .36 |
| 8. | Scott Parsons, Central Conn. St. | DL | SR | 11 | 4 | .36 |
| 8. | Justin Scholes, Youngstown St. | DL | SR | 11 | 4 | .36 |
| 8. | Edward Boza, Fordham | DL | JR | 11 | 4 | .36 |
| 8. | Josh Jenrette, Fordham | LB | JR | 11 | 4 | .36 |
| 8. | Ryan Friesen, Portland St. | LB | SR | 11 | 4 | .36 |
| 8. | Brian Johnston, Gardner-Webb | DE | SO | 11 | 4 | .36 |
| 8. | Ovince St. Preux, Chattanooga | LB | SR | 11 | 4 | .36 |
| 8. | Martin Jackson, Alcorn St. | DL | JR | 11 | 4 | .36 |
| 8. | Billy Gresham, Alabama St. | LB | SR | 11 | 4 | .36 |
| 20. | Allen Nelson, McNeese St. | LB | SO | 9 | 3 | .33 |
| 20. | George Anderson, Eastern Ky. | DL | SO | 9 | 3 | .33 |
| 20. | Ben Ballard, Bethune-Cookman | DB | JR | 9 | 3 | .33 |
| 23. | Chris Gocong, Cal Poly | DL | SR | 13 | 4 | .31 |
| 24. | Jeffrey Scott, Davidson | DB | SO | 10 | 3 | .30 |
| 24. | Josh Antinopoulos, Duquesne | DL | SR | 10 | 3 | .30 |
| 24. | Derrick Mincey, Southeastern La. | DL | SR | 10 | 3 | .30 |
| 24. | Henry Johnson, Nicholls St. | DB | SR | 10 | 3 | .30 |
| 24. | Scott Williams, Penn. | DB | JR | 10 | 3 | .30 |
| 29. | Piana Lukabu, Western Ill. | DL | SR | 11 | 3 | .27 |
| 29. | Milan Woodard, Western Ill. | DB | JR | 11 | 3 | .27 |
| 29. | Ryan Chrobak, Albany (N.Y.) | DB | JR | 11 | 3 | .27 |
| 29. | Brian Sullivan, Central Conn. St. | DB | SR | 11 | 3 | .27 |
| 29. | Nigel Monge, Central Conn. St. | DB | JR | 11 | 3 | .27 |
| 29. | Jamar Leath, Coastal Caro. | LB | JR | 11 | 3 | .27 |
| 29. | Julius Griauzde, Georgetown | DB | JR | 11 | 3 | .27 |
| 29. | Marcus Taylor, Fordham | LB | SR | 11 | 3 | .27 |
| 29. | Tyler Knight, Mississippi Val. | DL | JR | 11 | 3 | .27 |
| 29. | Jon Johnson, Prairie View | LB | JR | 11 | 3 | .27 |

| Rank | Player | Pos | Cl. | G | FF | FF/Gm |
|------|----------------------------------|-----|-----|----|----|-------|
| 29. | Katon Bethay, Wofford | DL | SR | 11 | 3 | .27 |
| 29. | Jim Thurman, Wofford | LB | SR | 11 | 3 | .27 |
| 29. | Porter Johnson, Citadel | RB | SR | 11 | 3 | .27 |
| 29. | Taurean Charles, Bethune-Cookman | LB | JR | 11 | 3 | .27 |
| 29. | Mike Jones, Valparaiso | DB | SR | 11 | 3 | .27 |
| 29. | Marcus Mayes, Eastern Ky. | DB | JR | 11 | 3 | .27 |
| 29. | Tony LeZotte, James Madison | DB | SO | 11 | 3 | .27 |
| 29. | Jamil Young, Northeastern | LB | JR | 11 | 3 | .27 |
| 47. | Kory Lothe, Eastern Ill. | DL | SR | 12 | 3 | .25 |
| 47. | Donald Thomas, Eastern Ill. | LB | SO | 12 | 3 | .25 |
| 47. | Brandon Torre, Jacksonville | LB | SR | 8 | 2 | .25 |
| 47. | Matt Mullenax, Brown | WR | SO | 8 | 2 | .25 |
| 47. | Christopher Traylor, Alabama A&M | DL | SO | 12 | 3 | .25 |
| 47. | Jared Nepa, Colgate | LB | SR | 12 | 3 | .25 |
| 53. | Dan Mangiero, Richmond | DL | SR | 13 | 3 | .23 |
| 53. | Baron Flenory, New Hampshire | DB | SR | 13 | 3 | .23 |
| 55. | Jovan Belcher, Maine | LB | FR | 9 | 2 | .22 |
| 55. | Dan Heffron, Rhode Island | LB | JR | 9 | 2 | .22 |
| 55. | Steven Storrs, Brown | LB | SR | 9 | 2 | .22 |
| 55. | Jamel Trott, Delaware St. | DB | JR | 9 | 2 | .22 |
| 55. | Frank Nuzzo, Brown | LB | SO | 9 | 2 | .22 |
| 55. | Anthony Coratti, Iona | DB | SR | 9 | 2 | .22 |
| 55. | Ryan Esdale, Duquesne | DL | JR | 9 | 2 | .22 |
| 55. | Marcus Dixon, Hampton | DL | SO | 9 | 2 | .22 |
| 55. | Daynin Blake, Lehigh | DB | SO | 9 | 2 | .22 |
| 55. | Zach Kepner, Sacred Heart | DB | SR | 9 | 2 | .22 |
| 55. | Dorian Chenault, Youngstown St. | DB | SO | 9 | 2 | .22 |
| 55. | Will Bailey, Western Ill. | LB | SR | 9 | 2 | .22 |
| 55. | Wyatt Green, Western Ill. | LB | SR | 9 | 2 | .22 |
| 55. | Jamelle Juneau, McNeese St. | DB | SO | 9 | 2 | .22 |
| 55. | Stephen Barrett, McNeese St. | DB | JR | 9 | 2 | .22 |
| 55. | Trey Bennett, McNeese St. | LB | SO | 9 | 2 | .22 |
| 55. | Stephon Rhea, Stephen F. Austin | DB | SO | 9 | 2 | .22 |
| 55. | Wilford Blowe, Chattanooga | LB | SO | 9 | 2 | .22 |
| 55. | Garrett Quinn, Eastern Wash. | DL | SR | 9 | 2 | .22 |
| 74. | Jeff Brown, Texas St. | LB | SR | 14 | 3 | .21 |
| 75. | Mark Hatch, Elon | LB | SR | 10 | 2 | .20 |
| 75. | Robert Herron, Sam Houston St. | DB | SR | 10 | 2 | .20 |
| 75. | Ed Jackson, Sam Houston St. | DL | JR | 10 | 2 | .20 |
| 75. | Charrod Taylor, Ga. Southern | DL | JR | 10 | 2 | .20 |

| Rank | Player | Pos | Cl. | G | FF | FF/Gm |
|------|-------------------------------------|-----|-----|----|----|-------|
| 75. | David Branch, Sam Houston St. | DL | SO | 10 | 2 | .20 |
| 75. | Tyler Corwin, Montana | LB | FR | 10 | 2 | .20 |
| 75. | David Daniels, Southeastern La. | DB | SR | 10 | 2 | .20 |
| 75. | Cory Vavala, Nicholls St. | LB | JR | 10 | 2 | .20 |
| 75. | Quentin Sullivan, Alcorn St. | DB | SR | 10 | 2 | .20 |
| 75. | Nick Ross, Drake | LB | JR | 10 | 2 | .20 |
| 75. | John Hoppe, Dayton | LB | SR | 10 | 2 | .20 |
| 75. | Brandon Cramer, Dayton | DB | SO | 10 | 2 | .20 |
| 75. | Ricky Childers, Davidson | DB | SR | 10 | 2 | .20 |
| 75. | Will Funderburg, Davidson | DL | FR | 10 | 2 | .20 |
| 75. | Tom Jackacki, Dayton | DL | SR | 10 | 2 | .20 |
| 75. | Jace Denison, Drake | DB | SR | 10 | 2 | .20 |
| 75. | Jimmy Adams, Drake | LB | JR | 10 | 2 | .20 |
| 75. | David Hicks, Grambling | LB | SR | 10 | 2 | .20 |
| 75. | Antonio Thomas, Western Ky. | DB | SR | 10 | 2 | .20 |
| 75. | Robert Balkema, Harvard | DB | SR | 10 | 2 | .20 |
| 75. | Sam Sexton, Western Ky. | LB | JR | 10 | 2 | .20 |
| 75. | Ian Wilson, Dartmouth | DB | SO | 10 | 2 | .20 |
| 75. | Bobby Abare, Yale | LB | FR | 10 | 2 | .20 |
| 75. | Jason Cloyd, Cornell | DB | SR | 10 | 2 | .20 |
| 75. | Matt Hill, Monmouth | DB | JR | 10 | 2 | .20 |
| 75. | Demetrius Harmon, Missouri St. | DL | SR | 10 | 2 | .20 |
| 75. | James Noel, Robert Morris | LB | SR | 10 | 2 | .20 |
| 75. | Robert Mason, VMI | DB | SR | 10 | 2 | .20 |
| 75. | Marcus Barnes, VMI | DB | SR | 10 | 2 | .20 |
| 75. | Chris Nielsen, Holy Cross | LB | JR | 10 | 2 | .20 |
| 75. | D'Eldrick Taylor, Southeast Mo. St. | DB | JR | 10 | 2 | .20 |
| 75. | Adam Speeg, Murray St. | DL | SR | 10 | 2 | .20 |
| 75. | Justin Stull, Princeton | LB | SR | 10 | 2 | .20 |
| 75. | James Frazier, Brown | LB | SR | 10 | 2 | .20 |
| 75. | John Simmons, Duquesne | LB | SO | 10 | 2 | .20 |
| 75. | Russell Reeves, Delaware St. | LB | SO | 10 | 2 | .20 |
| 75. | Michael Hill, Duquesne | DB | JR | 10 | 2 | .20 |
| 75. | Travis Decker, Duquesne | DL | SO | 10 | 2 | .20 |
| 75. | William Mitchell, St. Peter's | LB | JR | 10 | 2 | .20 |
| 75. | Ryan Nickell, William & Mary | LB | JR | 10 | 2 | .20 |
| * | Reed Doughty, Northern Colo. | DB | SR | 11 | 3 | .27 |
| * | Kole Zimmerman, North Dakota St. | LB | SR | 10 | 2 | .20 |
| * | Brandon Quinn, UC Davis | DB | SR | 10 | 2 | .20 |
| * | Jason Nobiling, South Dakota St. | DL | FR | 10 | 2 | .20 |

2005 Division I-AA Team Statistics

(*Team was a Division I-AA provisional member in 2005)

| Rushing Offense | | | | | | | | | | |
|-----------------|--------------------|----|-----|-------|------|----|--------|----|----|---|
| Rank | Team | G | Att | Net | Avg. | TD | Yds/Gm | W | L | T |
| 1. | Ga. Southern | 12 | 768 | 4,641 | 6.04 | 50 | 386.75 | 8 | 4 | 0 |
| 2. | Nicholls St. | 10 | 626 | 3,648 | 5.83 | 38 | 364.80 | 6 | 4 | 0 |
| 3. | Rhode Island | 11 | 681 | 3,504 | 5.15 | 31 | 318.55 | 4 | 7 | 0 |
| 4. | Wofford | 11 | 636 | 3,117 | 4.90 | 27 | 283.36 | 6 | 5 | 0 |
| 5. | Dayton | 10 | 503 | 2,594 | 5.16 | 38 | 259.40 | 9 | 1 | 0 |
| 6. | Drake | 10 | 448 | 2,570 | 5.74 | 29 | 257.00 | 6 | 4 | 0 |
| 7. | Morehead St. | 12 | 601 | 3,078 | 5.12 | 35 | 256.50 | 8 | 4 | 0 |
| 8. | Cornell | 10 | 570 | 2,486 | 4.36 | 26 | 248.60 | 6 | 4 | 0 |
| 9. | Bethune-Cookman | 11 | 526 | 2,721 | 5.17 | 38 | 247.36 | 7 | 4 | 0 |
| 10. | Furman | 14 | 679 | 3,455 | 5.09 | 42 | 246.79 | 11 | 3 | 0 |
| 11. | Hampton | 12 | 562 | 2,861 | 5.09 | 32 | 238.42 | 11 | 1 | 0 |
| 12. | South Carolina St. | 11 | 554 | 2,601 | 4.69 | 31 | 236.45 | 9 | 2 | 0 |
| 13. | James Madison | 11 | 486 | 2,579 | 5.31 | 30 | 234.45 | 7 | 4 | 0 |
| 14. | Western Ky. | 11 | 494 | 2,514 | 5.09 | 25 | 228.55 | 6 | 5 | 0 |
| 15. | Texas St. | 14 | 659 | 3,198 | 4.85 | 45 | 228.43 | 11 | 3 | 0 |
| 16. | Brown | 10 | 439 | 2,193 | 5.00 | 26 | 219.30 | 9 | 1 | 0 |
| 17. | Jacksonville St. | 11 | 506 | 2,368 | 4.68 | 28 | 215.27 | 6 | 5 | 0 |
| 18. | Jacksonville | 8 | 376 | 1,700 | 4.52 | 16 | 212.50 | 4 | 4 | 0 |
| 19. | Illinois St. | 11 | 497 | 2,297 | 4.62 | 31 | 208.82 | 7 | 4 | 0 |
| 20. | Cal Poly | 13 | 565 | 2,696 | 4.77 | 31 | 207.38 | 9 | 4 | 0 |
| 21. | Bucknell | 11 | 577 | 2,277 | 3.95 | 16 | 207.00 | 1 | 10 | 0 |
| 22. | Chattanooga | 11 | 475 | 2,268 | 4.77 | 21 | 206.18 | 6 | 5 | 0 |
| 23. | Alabama A&M | 12 | 510 | 2,438 | 4.78 | 23 | 203.17 | 9 | 3 | 0 |
| 24. | Alcorn St. | 11 | 448 | 2,232 | 4.98 | 19 | 202.91 | 6 | 5 | 0 |
| 25. | Coastal Caro. | 11 | 494 | 2,228 | 4.51 | 28 | 202.55 | 9 | 2 | 0 |
| 26. | Norfolk St. | 11 | 519 | 2,171 | 4.18 | 23 | 197.36 | 4 | 7 | 0 |
| 27. | Portland St. | 11 | 455 | 2,148 | 4.72 | 24 | 195.27 | 6 | 5 | 0 |
| 28. | Delaware | 11 | 460 | 2,145 | 4.66 | 23 | 195.00 | 6 | 5 | 0 |
| 29. | Appalachian St. | 15 | 591 | 2,908 | 4.92 | 30 | 193.87 | 12 | 3 | 0 |
| 30. | New Hampshire | 13 | 535 | 2,514 | 4.70 | 29 | 193.38 | 11 | 2 | 0 |

| Rank | Team | G | Att | Net | Avg. | TD | Yds/Gm | W | L | T |
|------|-------------------|----|-----|-------|------|----|--------|----|---|---|
| 31. | Tenn.-Martin | 11 | 514 | 2,123 | 4.13 | 24 | 193.00 | 6 | 5 | 0 |
| 32. | Youngstown St. | 11 | 474 | 2,108 | 4.45 | 23 | 191.64 | 8 | 3 | 0 |
| 33. | Prairie View | 11 | 476 | 2,089 | 4.39 | 15 | 189.91 | 5 | 6 | 0 |
| 34. | Richmond | 13 | 540 | 2,465 | 4.56 | 26 | 189.62 | 9 | 4 | 0 |
| 35. | Alabama St. | 11 | 435 | 2,070 | 4.76 | 17 | 188.18 | 6 | 5 | 0 |
| 36. | San Diego | 12 | 502 | 2,251 | 4.48 | 27 | 187.58 | 11 | 1 | 0 |
| 37. | Murray St. | 11 | 461 | 2,024 | 4.39 | 13 | 184.00 | 2 | 9 | 0 |
| 38. | Harvard | 10 | 472 | 1,825 | 3.87 | 20 | 182.50 | 7 | 3 | 0 |
| 39. | Colgate | 12 | 587 | 2,140 | 3.65 | 18 | 178.33 | 8 | 4 | 0 |
| 40. | Gardner-Webb | 11 | 450 | 1,937 | 4.30 | 24 | 176.09 | 5 | 6 | 0 |
| 41. | Northwestern St. | 10 | 400 | 1,742 | 4.36 | 18 | 174.20 | 5 | 5 | 0 |
| 42. | Southern Ill. | 13 | 514 | 2,261 | 4.40 | 29 | 173.92 | 9 | 4 | 0 |
| 43. | Central Conn. St. | 11 | 446 | 1,889 | 4.24 | 17 | 171.73 | 7 | 4 | 0 |
| 44. | Princeton | 10 | 401 | 1,668 | 4.16 | 14 | 166.80 | 7 | 3 | 0 |
| 45. | Monmouth | 10 | 392 | 1,659 | 4.23 | 9 | 165.90 | 6 | 4 | 0 |
| 46. | Lehigh | 11 | 452 | 1,807 | 4.00 | 24 | 164.27 | 8 | 3 | 0 |
| 47. | UNI | 15 | 641 | 2,456 | 3.83 | 32 | 163.73 | 11 | 4 | 0 |
| 48. | Montana | 12 | 481 | 1,946 | 4.05 | 18 | 162.17 | 8 | 4 | 0 |
| 49. | William & Mary | 11 | 417 | 1,757 | 4.21 | 22 | 159.73 | 5 | 6 | 0 |
| 50. | Missouri St. | 10 | 394 | 1,595 | 4.05 | 15 | 159.50 | 4 | 6 | 0 |
| 51. | Eastern Ill. | 12 | 513 | 1,903 | 3.71 | 24 | 158.58 | 9 | 3 | 0 |
| 52. | Weber St. | 11 | 429 | 1,727 | 4.03 | 17 | 157.00 | 6 | 5 | 0 |
| 53. | Idaho St. | 11 | 445 | 1,713 | 3.85 | 23 | 155.73 | 5 | 6 | 0 |
| 54. | Ark.-Pine Bluff | 11 | 403 | 1,705 | 4.23 | 15 | 155.00 | 3 | 8 | 0 |
| 55. | Austin Peay | 11 | 440 | 1,698 | 3.86 | 10 | 154.36 | 2 | 9 | 0 |
| 55. | Northeastern | 11 | 466 | 1,698 | 3.64 | 15 | 154.36 | 2 | 9 | 0 |
| 57. | Jackson St. | 11 | 430 | 1,674 | 3.89 | 21 | 152.18 | 2 | 9 | 0 |
| 58. | Western Ill. | 11 | 465 | 1,670 | 3.59 | 24 | 151.82 | 5 | 6 | 0 |
| 59. | Lafayette | 12 | 494 | 1,811 | 3.67 | 14 | 150.92 | 8 | 4 | 0 |
| 60. | Morgan St. | 11 | 403 | 1,660 | 4.12 | 24 | 150.91 | 2 | 9 | 0 |
| 61. | Marist | 11 | 443 | 1,659 | 3.74 | 23 | 150.82 | 7 | 4 | 0 |
| 62. | Valparaiso | 11 | 458 | 1,614 | 3.52 | 13 | 146.73 | 3 | 8 | 0 |

| Rank, Team | G | Att | Net | Avg. | TD | Yds/Gm | W | L | T | Rank, Team | G | Att | Net | Avg. | TD | Yds/Gm | W | L | T | |
|-----------------------|----|-----|-------|------|----|--------|----|----|---|------------------------|----|-----|-------|------|----|--------|---|----|---|--|
| 63. Tennessee Tech | 11 | 423 | 1,610 | 3.81 | 18 | 146.36 | 4 | 7 | 0 | 93. La Salle | 11 | 347 | 1,306 | 3.76 | 15 | 118.73 | 4 | 7 | 0 | |
| 64. Texas Southern | 11 | 420 | 1,599 | 3.81 | 16 | 145.36 | 1 | 10 | 0 | 94. Robert Morris | 10 | 383 | 1,184 | 3.09 | 14 | 118.40 | 2 | 8 | 0 | |
| 65. Albany (N.Y.) | 11 | 478 | 1,571 | 3.29 | 18 | 142.82 | 5 | 6 | 0 | 95. Western Caro. | 9 | 315 | 1,051 | 3.34 | 12 | 116.78 | 5 | 4 | 0 | |
| 66. N.C. A&T | 11 | 409 | 1,521 | 3.72 | 17 | 138.27 | 3 | 8 | 0 | 96. Duquesne | 10 | 390 | 1,163 | 2.98 | 14 | 116.30 | 7 | 3 | 0 | |
| 67. Mississippi Val. | 11 | 390 | 1,504 | 3.86 | 26 | 136.73 | 6 | 5 | 0 | 97. Sam Houston St. | 10 | 311 | 1,152 | 3.70 | 18 | 115.20 | 3 | 7 | 0 | |
| 68. Towson | 11 | 409 | 1,499 | 3.67 | 23 | 136.27 | 6 | 5 | 0 | 98. Samford | 11 | 359 | 1,261 | 3.51 | 11 | 114.64 | 5 | 6 | 0 | |
| 69. Eastern Wash. | 12 | 460 | 1,633 | 3.55 | 22 | 136.08 | 7 | 5 | 0 | 99. St. Francis (Pa.) | 11 | 330 | 1,256 | 3.81 | 13 | 114.18 | 3 | 8 | 0 | |
| 70. Massachusetts | 11 | 425 | 1,465 | 3.45 | 17 | 133.18 | 7 | 4 | 0 | 100. VMI | 11 | 424 | 1,246 | 2.94 | 17 | 113.27 | 3 | 8 | 0 | |
| 71. Davidson | 10 | 361 | 1,330 | 3.68 | 7 | 133.00 | 4 | 6 | 0 | 101. Liberty | 11 | 385 | 1,231 | 3.20 | 10 | 111.91 | 1 | 10 | 0 | |
| 72. Florida A&M | 11 | 398 | 1,441 | 3.62 | 11 | 131.00 | 6 | 5 | 0 | 102. Sacred Heart | 10 | 332 | 1,115 | 3.36 | 16 | 111.50 | 4 | 6 | 0 | |
| 73. Stephen F. Austin | 11 | 377 | 1,419 | 3.76 | 14 | 129.00 | 5 | 6 | 0 | 103. Delaware St. | 11 | 414 | 1,226 | 2.96 | 16 | 111.45 | 7 | 4 | 0 | |
| 74. Eastern Ky. | 11 | 383 | 1,416 | 3.70 | 16 | 128.73 | 7 | 4 | 0 | 104. Indiana St. | 11 | 342 | 1,208 | 3.53 | 6 | 109.82 | 0 | 11 | 0 | |
| 74. Montana St. | 11 | 369 | 1,416 | 3.84 | 14 | 128.73 | 7 | 4 | 0 | 105. Tennessee St. | 11 | 415 | 1,207 | 2.91 | 5 | 109.73 | 2 | 9 | 0 | |
| 76. Charleston So. | 11 | 407 | 1,411 | 3.47 | 20 | 128.27 | 7 | 4 | 0 | 106. McNeese St. | 9 | 341 | 976 | 2.86 | 12 | 108.44 | 5 | 4 | 0 | |
| 76. Elon | 11 | 427 | 1,411 | 3.30 | 11 | 128.27 | 3 | 8 | 0 | 107. Iona | 10 | 412 | 1,047 | 2.54 | 13 | 104.70 | 3 | 7 | 0 | |
| 78. Grambling | 12 | 380 | 1,539 | 4.05 | 14 | 128.25 | 11 | 1 | 0 | 108. Villanova | 11 | 355 | 1,148 | 3.23 | 13 | 104.36 | 4 | 7 | 0 | |
| 79. Holy Cross | 11 | 373 | 1,404 | 3.76 | 18 | 127.64 | 6 | 5 | 0 | 109. Southeast Mo. St. | 11 | 342 | 1,091 | 3.19 | 14 | 99.18 | 2 | 9 | 0 | |
| 80. Sacramento St. | 11 | 416 | 1,380 | 3.32 | 10 | 125.45 | 2 | 9 | 0 | 110. Wagner | 11 | 321 | 1,086 | 3.38 | 10 | 98.73 | 6 | 5 | 0 | |
| 81. Penn. | 10 | 347 | 1,249 | 3.60 | 13 | 124.90 | 5 | 5 | 0 | 111. Butler | 11 | 357 | 1,012 | 2.83 | 6 | 92.00 | 0 | 11 | 0 | |
| 81. Yale | 10 | 353 | 1,249 | 3.54 | 9 | 124.90 | 4 | 6 | 0 | 112. Northern Ariz. | 11 | 353 | 996 | 2.82 | 8 | 90.55 | 3 | 8 | 0 | |
| 83. Maine | 11 | 436 | 1,358 | 3.11 | 13 | 123.45 | 5 | 6 | 0 | 113. Southern U. | 9 | 302 | 770 | 2.55 | 12 | 85.56 | 4 | 5 | 0 | |
| 84. Hofstra | 11 | 365 | 1,357 | 3.72 | 16 | 123.36 | 7 | 4 | 0 | 114. Southern Utah | 10 | 286 | 707 | 2.47 | 3 | 70.70 | 1 | 9 | 0 | |
| 85. Howard | 11 | 415 | 1,354 | 3.26 | 14 | 123.09 | 4 | 7 | 0 | 115. Columbia | 10 | 253 | 464 | 1.83 | 1 | 46.40 | 2 | 8 | 0 | |
| 86. Southeastern La. | 10 | 342 | 1,226 | 3.58 | 14 | 122.60 | 4 | 6 | 0 | 116. Dartmouth | 10 | 284 | 400 | 1.41 | 4 | 40.00 | 2 | 8 | 0 | |
| 87. Savannah St. | 11 | 416 | 1,338 | 3.22 | 12 | 121.64 | 0 | 11 | 0 | * South Dakota St. | 11 | 432 | 2,501 | 5.79 | 23 | 227.36 | 6 | 5 | 0 | |
| 88. Stony Brook | 11 | 414 | 1,334 | 3.22 | 9 | 121.27 | 6 | 5 | 0 | * North Dakota St. | 11 | 464 | 1,950 | 4.20 | 21 | 177.27 | 7 | 4 | 0 | |
| 89. St. Peter's | 10 | 328 | 1,209 | 3.69 | 13 | 120.90 | 1 | 9 | 0 | * Northern Colo. | 11 | 421 | 1,491 | 3.54 | 10 | 135.55 | 4 | 7 | 0 | |
| 90. Georgetown | 11 | 451 | 1,329 | 2.95 | 5 | 120.82 | 4 | 7 | 0 | * UC Davis | 11 | 407 | 1,094 | 2.69 | 12 | 99.45 | 6 | 5 | 0 | |
| 91. Citadel | 11 | 415 | 1,326 | 3.20 | 12 | 120.55 | 4 | 7 | 0 | | | | | | | | | | | |
| 92. Fordham | 11 | 431 | 1,309 | 3.04 | 11 | 119.00 | 2 | 9 | 0 | | | | | | | | | | | |

Passing Offense

| Rank, Team | G | Att | Comp | Int | Pct. | Yds | Yds/Att | TD | Yds/Gm | IPct | Yds/Cmp | W | L | T |
|-----------------------|----|-----|------|-----|-------|-------|---------|----|--------|------|---------|----|----|---|
| 1. Grambling | 12 | 465 | 256 | 7 | 55.05 | 4,408 | 9.48 | 58 | 367.3 | 1.51 | 17.22 | 11 | 1 | 0 |
| 2. Eastern Wash. | 12 | 438 | 278 | 9 | 63.47 | 4,101 | 9.36 | 31 | 341.8 | 2.05 | 14.75 | 7 | 5 | 0 |
| 3. Hofstra | 11 | 416 | 271 | 12 | 65.14 | 3,371 | 8.10 | 20 | 306.5 | 2.88 | 12.44 | 7 | 4 | 0 |
| 4. Wagner | 11 | 474 | 267 | 17 | 56.33 | 3,332 | 7.03 | 26 | 302.9 | 3.59 | 12.48 | 6 | 5 | 0 |
| 5. New Hampshire | 13 | 445 | 310 | 10 | 69.66 | 3,901 | 8.77 | 40 | 300.1 | 2.25 | 12.58 | 11 | 2 | 0 |
| 6. Villanova | 11 | 456 | 284 | 17 | 62.28 | 3,284 | 7.20 | 19 | 298.5 | 3.73 | 11.56 | 4 | 7 | 0 |
| 7. San Diego | 12 | 412 | 282 | 8 | 68.45 | 3,572 | 8.67 | 39 | 297.7 | 1.94 | 12.67 | 11 | 1 | 0 |
| 8. St. Francis (Pa.) | 11 | 465 | 276 | 12 | 59.35 | 3,223 | 6.93 | 24 | 293.0 | 2.58 | 11.68 | 3 | 8 | 0 |
| 9. Southern U. | 9 | 350 | 222 | 7 | 63.43 | 2,592 | 7.41 | 20 | 288.0 | 2.00 | 11.68 | 4 | 5 | 0 |
| 10. Mississippi Val. | 11 | 366 | 211 | 11 | 57.65 | 3,153 | 8.61 | 19 | 286.6 | 3.01 | 14.94 | 6 | 5 | 0 |
| 11. Eastern Ky. | 11 | 413 | 234 | 19 | 56.66 | 3,119 | 7.55 | 28 | 283.5 | 4.60 | 13.33 | 7 | 4 | 0 |
| 12. Stephen F. Austin | 11 | 478 | 230 | 11 | 48.12 | 3,118 | 6.52 | 26 | 283.5 | 2.30 | 13.56 | 5 | 6 | 0 |
| 13. Southeastern La. | 10 | 412 | 244 | 10 | 59.22 | 2,805 | 6.81 | 22 | 280.5 | 2.43 | 11.50 | 4 | 6 | 0 |
| 14. Alabama St. | 11 | 324 | 197 | 5 | 60.80 | 3,003 | 9.27 | 30 | 273.0 | 1.54 | 15.24 | 6 | 5 | 0 |
| 15. La Salle | 11 | 434 | 227 | 19 | 52.30 | 2,978 | 6.86 | 23 | 270.7 | 4.38 | 13.12 | 4 | 7 | 0 |
| 16. Towson | 11 | 390 | 238 | 17 | 61.03 | 2,968 | 7.61 | 22 | 269.8 | 4.36 | 12.47 | 6 | 5 | 0 |
| 17. Illinois St. | 11 | 338 | 217 | 12 | 64.20 | 2,956 | 8.75 | 22 | 268.7 | 3.55 | 13.62 | 7 | 4 | 0 |
| 18. Western Ill. | 11 | 336 | 219 | 10 | 65.18 | 2,940 | 8.75 | 23 | 267.3 | 2.98 | 13.42 | 5 | 6 | 0 |
| 19. Gardner-Webb | 11 | 420 | 257 | 20 | 61.19 | 2,914 | 6.94 | 24 | 264.9 | 4.76 | 11.34 | 5 | 6 | 0 |
| 20. Indiana St. | 11 | 500 | 298 | 13 | 59.60 | 2,906 | 5.81 | 16 | 264.2 | 2.60 | 9.75 | 0 | 11 | 0 |
| 21. Southeast Mo. St. | 11 | 449 | 250 | 19 | 55.68 | 2,795 | 6.22 | 17 | 254.1 | 4.23 | 11.18 | 2 | 9 | 0 |
| 22. Savannah St. | 11 | 402 | 212 | 12 | 52.74 | 2,790 | 6.94 | 18 | 253.6 | 2.99 | 13.16 | 0 | 11 | 0 |
| 23. Yale | 10 | 368 | 217 | 14 | 58.97 | 2,497 | 6.79 | 22 | 249.7 | 3.80 | 11.51 | 4 | 6 | 0 |
| 24. Samford | 11 | 427 | 225 | 17 | 52.69 | 2,722 | 6.37 | 20 | 247.5 | 3.98 | 12.10 | 5 | 6 | 0 |
| 25. Massachusetts | 11 | 350 | 214 | 14 | 61.14 | 2,707 | 7.73 | 12 | 246.1 | 4.00 | 12.65 | 7 | 4 | 0 |
| 26. Montana St. | 11 | 395 | 225 | 10 | 56.96 | 2,680 | 6.78 | 17 | 243.6 | 2.53 | 11.91 | 7 | 4 | 0 |
| 27. Lehigh | 11 | 379 | 224 | 13 | 59.10 | 2,678 | 7.07 | 24 | 243.5 | 3.43 | 11.96 | 8 | 3 | 0 |
| 28. Charleston So. | 11 | 363 | 221 | 10 | 60.88 | 2,666 | 7.34 | 20 | 242.4 | 2.75 | 12.06 | 7 | 4 | 0 |
| 29. Monmouth | 10 | 339 | 197 | 17 | 58.11 | 2,421 | 7.14 | 21 | 242.1 | 5.01 | 12.29 | 6 | 4 | 0 |
| 30. Sacred Heart | 10 | 323 | 182 | 12 | 56.35 | 2,394 | 7.41 | 17 | 239.4 | 3.72 | 13.15 | 4 | 6 | 0 |
| 31. UNI | 15 | 383 | 259 | 8 | 67.62 | 3,552 | 9.27 | 25 | 236.8 | 2.09 | 13.71 | 11 | 4 | 0 |
| 32. Sam Houston St. | 10 | 351 | 197 | 13 | 56.13 | 2,348 | 6.69 | 16 | 234.8 | 3.70 | 11.92 | 3 | 7 | 0 |
| 33. St. Peter's | 10 | 363 | 226 | 17 | 62.26 | 2,306 | 6.35 | 16 | 230.6 | 4.68 | 10.20 | 1 | 9 | 0 |
| 34. Southern Ill. | 13 | 350 | 225 | 9 | 64.29 | 2,983 | 8.52 | 25 | 229.5 | 2.57 | 13.26 | 9 | 4 | 0 |
| 35. Appalachian St. | 15 | 410 | 255 | 8 | 62.20 | 3,439 | 8.39 | 25 | 229.3 | 1.95 | 13.49 | 12 | 3 | 0 |
| 36. Harvard | 10 | 295 | 176 | 16 | 59.66 | 2,245 | 7.61 | 17 | 224.5 | 5.42 | 12.76 | 7 | 3 | 0 |
| 37. Weber St. | 11 | 324 | 167 | 12 | 51.54 | 2,466 | 7.61 | 17 | 224.2 | 3.70 | 14.77 | 6 | 5 | 0 |
| 38. Furman | 14 | 381 | 224 | 15 | 58.79 | 3,123 | 8.20 | 22 | 223.1 | 3.94 | 13.94 | 11 | 3 | 0 |
| 39. Robert Morris | 10 | 289 | 150 | 11 | 51.90 | 2,197 | 7.60 | 19 | 219.7 | 3.81 | 14.65 | 2 | 8 | 0 |
| 40. William & Mary | 11 | 318 | 200 | 9 | 62.89 | 2,403 | 7.56 | 19 | 218.5 | 2.83 | 12.02 | 5 | 6 | 0 |
| 41. Missouri St. | 10 | 281 | 175 | 8 | 62.28 | 2,163 | 7.70 | 17 | 216.3 | 2.85 | 12.36 | 4 | 6 | 0 |
| 42. Lafayette | 12 | 373 | 204 | 12 | 54.69 | 2,577 | 6.91 | 19 | 214.8 | 3.22 | 12.63 | 8 | 4 | 0 |
| 43. Maine | 11 | 380 | 215 | 15 | 56.58 | 2,358 | 6.21 | 17 | 214.4 | 3.95 | 10.97 | 5 | 6 | 0 |
| 44. Dayton | 10 | 207 | 124 | 5 | 59.90 | 2,113 | 10.21 | 14 | 211.3 | 2.42 | 17.04 | 9 | 1 | 0 |
| 45. Texas St. | 14 | 378 | 215 | 10 | 56.88 | 2,949 | 7.80 | 21 | 210.6 | 2.65 | 13.72 | 11 | 3 | 0 |
| 46. McNeese St. | 9 | 259 | 126 | 13 | 48.65 | 1,884 | 7.27 | 13 | 209.3 | 5.02 | 14.95 | 5 | 4 | 0 |
| 47. Northern Ariz. | 11 | 410 | 207 | 20 | 50.49 | 2,276 | 5.55 | 18 | 206.9 | 4.88 | 11.00 | 3 | 8 | 0 |

STATISTICAL LEADERS

| Rank, Team | G | Att | Comp | Int | Pct. | Yds | Yds/ Att | TD | Yds/ Gm | IPct | Yds/ Cmp | W | L | T |
|----------------------------|----|-----|------|-----|-------|-------|-------------|----|------------|------|-------------|----|----|---|
| 48. Southern Utah..... | 10 | 402 | 187 | 18 | 46.52 | 2,052 | 5.10 | 12 | 205.2 | 4.48 | 10.97 | 1 | 9 | 0 |
| 49. Davidson..... | 10 | 325 | 158 | 14 | 48.62 | 2,039 | 6.27 | 16 | 203.9 | 4.31 | 12.91 | 4 | 6 | 0 |
| 50. Marist..... | 11 | 294 | 163 | 15 | 55.44 | 2,232 | 7.59 | 16 | 202.9 | 5.10 | 13.69 | 7 | 4 | 0 |
| 51. Dartmouth..... | 10 | 347 | 191 | 19 | 55.04 | 2,022 | 5.83 | 10 | 202.2 | 5.48 | 10.59 | 2 | 8 | 0 |
| 52. Holy Cross..... | 11 | 363 | 201 | 7 | 55.37 | 2,224 | 6.13 | 21 | 202.2 | 1.93 | 11.06 | 6 | 5 | 0 |
| 53. Columbia..... | 10 | 357 | 190 | 12 | 53.22 | 2,004 | 5.61 | 10 | 200.4 | 3.36 | 10.55 | 2 | 8 | 0 |
| 54. Penn..... | 10 | 334 | 166 | 16 | 49.70 | 1,993 | 5.97 | 16 | 199.3 | 4.79 | 12.01 | 5 | 5 | 0 |
| 55. Liberty..... | 11 | 303 | 167 | 13 | 55.12 | 2,190 | 7.23 | 9 | 199.1 | 4.29 | 13.11 | 1 | 10 | 0 |
| 56. Duquesne..... | 10 | 270 | 141 | 14 | 52.22 | 1,978 | 7.33 | 15 | 197.8 | 5.19 | 14.03 | 7 | 3 | 0 |
| 57. Tennessee Tech..... | 11 | 316 | 172 | 19 | 54.43 | 2,168 | 6.86 | 14 | 197.1 | 6.01 | 12.60 | 4 | 7 | 0 |
| 58. Idaho St..... | 11 | 374 | 193 | 20 | 51.60 | 2,157 | 5.77 | 9 | 196.1 | 5.35 | 11.18 | 5 | 6 | 0 |
| 59. Stony Brook..... | 11 | 298 | 173 | 11 | 58.05 | 2,149 | 7.21 | 18 | 195.4 | 3.69 | 12.42 | 6 | 5 | 0 |
| 60. Richmond..... | 13 | 378 | 201 | 14 | 53.17 | 2,492 | 6.59 | 16 | 191.7 | 3.70 | 12.40 | 9 | 4 | 0 |
| 61. Youngstown St..... | 11 | 288 | 170 | 8 | 59.03 | 2,097 | 7.28 | 17 | 190.6 | 2.78 | 12.34 | 8 | 3 | 0 |
| 62. Brown..... | 10 | 250 | 128 | 9 | 51.20 | 1,899 | 7.60 | 16 | 189.9 | 3.60 | 14.84 | 9 | 1 | 0 |
| 63. Butler..... | 11 | 374 | 186 | 14 | 49.73 | 2,056 | 5.50 | 13 | 186.9 | 3.74 | 11.05 | 0 | 11 | 0 |
| 64. Colgate..... | 12 | 347 | 177 | 22 | 51.01 | 2,232 | 6.43 | 12 | 186.0 | 6.34 | 12.61 | 8 | 4 | 0 |
| 65. Jacksonville..... | 8 | 196 | 104 | 9 | 53.06 | 1,477 | 7.54 | 14 | 184.6 | 4.59 | 14.20 | 4 | 4 | 0 |
| 66. Morgan St..... | 11 | 355 | 164 | 13 | 46.20 | 2,023 | 5.70 | 9 | 183.9 | 3.66 | 12.34 | 2 | 9 | 0 |
| 67. Alabama A&M..... | 12 | 319 | 170 | 11 | 53.29 | 2,203 | 6.91 | 13 | 183.6 | 3.45 | 12.96 | 9 | 3 | 0 |
| 68. Princeton..... | 10 | 268 | 147 | 13 | 54.85 | 1,821 | 6.79 | 10 | 182.1 | 4.85 | 12.39 | 7 | 3 | 0 |
| 69. VMI..... | 11 | 308 | 191 | 11 | 62.01 | 1,987 | 6.45 | 10 | 180.6 | 3.57 | 10.40 | 3 | 8 | 0 |
| 70. Western Ky..... | 11 | 235 | 134 | 10 | 57.02 | 1,949 | 8.29 | 15 | 177.2 | 4.26 | 14.54 | 6 | 5 | 0 |
| 71. Morehead St..... | 12 | 284 | 162 | 14 | 57.04 | 2,117 | 7.45 | 18 | 176.4 | 4.93 | 13.07 | 8 | 4 | 0 |
| 72. Drake..... | 10 | 208 | 124 | 7 | 59.62 | 1,733 | 8.33 | 19 | 173.3 | 3.37 | 13.98 | 6 | 4 | 0 |
| 73. Northeastern..... | 11 | 276 | 141 | 10 | 51.09 | 1,897 | 6.87 | 14 | 172.5 | 3.62 | 13.45 | 2 | 9 | 0 |
| 74. Delaware..... | 11 | 326 | 177 | 6 | 54.29 | 1,886 | 5.79 | 13 | 171.5 | 1.84 | 10.66 | 6 | 5 | 0 |
| 75. Iona..... | 10 | 292 | 123 | 13 | 42.12 | 1,709 | 5.85 | 10 | 170.9 | 4.45 | 13.89 | 3 | 7 | 0 |
| 76. James Madison..... | 11 | 225 | 154 | 6 | 68.44 | 1,869 | 8.31 | 18 | 169.9 | 2.67 | 12.14 | 7 | 4 | 0 |
| 77. Tennessee St..... | 11 | 289 | 160 | 14 | 55.36 | 1,855 | 6.42 | 9 | 168.6 | 4.84 | 11.59 | 2 | 9 | 0 |
| 78. Florida A&M..... | 11 | 277 | 161 | 10 | 58.12 | 1,851 | 6.68 | 10 | 168.3 | 3.61 | 11.50 | 6 | 5 | 0 |
| 79. Tenn.-Martin..... | 11 | 297 | 182 | 18 | 61.28 | 1,824 | 6.14 | 10 | 165.8 | 6.06 | 10.02 | 6 | 5 | 0 |
| 80. Portland St..... | 11 | 285 | 156 | 9 | 54.74 | 1,808 | 6.34 | 15 | 164.4 | 3.16 | 11.59 | 6 | 5 | 0 |
| 81. Murray St..... | 11 | 311 | 158 | 19 | 50.80 | 1,795 | 5.77 | 12 | 163.2 | 6.11 | 11.36 | 2 | 9 | 0 |
| 82. Central Conn. St..... | 11 | 227 | 134 | 6 | 59.03 | 1,762 | 7.76 | 15 | 160.2 | 2.64 | 13.15 | 7 | 4 | 0 |
| 83. South Carolina St..... | 11 | 206 | 116 | 6 | 56.31 | 1,753 | 8.51 | 14 | 159.4 | 2.91 | 15.11 | 9 | 2 | 0 |
| 84. Ark.-Pine Bluff..... | 11 | 255 | 125 | 10 | 49.02 | 1,745 | 6.84 | 14 | 158.6 | 3.92 | 13.96 | 3 | 8 | 0 |
| 85. N.C. A&T..... | 11 | 279 | 146 | 11 | 52.33 | 1,742 | 6.24 | 6 | 158.4 | 3.94 | 11.93 | 3 | 8 | 0 |
| 86. Coastal Caro..... | 11 | 275 | 148 | 7 | 53.82 | 1,739 | 6.32 | 13 | 158.1 | 2.55 | 11.75 | 9 | 2 | 0 |
| 87. Alcorn St..... | 11 | 253 | 116 | 19 | 45.85 | 1,728 | 6.83 | 11 | 157.1 | 7.51 | 14.90 | 6 | 5 | 0 |
| 88. Western Caro..... | 9 | 240 | 134 | 8 | 55.83 | 1,400 | 5.83 | 6 | 155.6 | 3.33 | 10.45 | 5 | 4 | 0 |
| 89. Valparaiso..... | 11 | 280 | 148 | 17 | 52.86 | 1,704 | 6.09 | 10 | 154.9 | 6.07 | 11.51 | 3 | 8 | 0 |
| 90. Montana..... | 12 | 347 | 188 | 8 | 54.18 | 1,844 | 5.31 | 13 | 153.7 | 2.31 | 9.81 | 8 | 4 | 0 |
| 91. Norfolk St..... | 11 | 240 | 111 | 6 | 46.25 | 1,653 | 6.89 | 12 | 150.3 | 2.50 | 14.89 | 4 | 7 | 0 |
| 92. Hampton..... | 12 | 243 | 130 | 8 | 53.50 | 1,798 | 7.40 | 12 | 149.8 | 3.29 | 13.83 | 11 | 1 | 0 |
| 93. Jackson St..... | 11 | 289 | 144 | 15 | 49.83 | 1,643 | 5.69 | 6 | 149.4 | 5.19 | 11.41 | 2 | 9 | 0 |
| 94. Sacramento St..... | 11 | 347 | 167 | 10 | 48.13 | 1,630 | 4.70 | 13 | 148.2 | 2.88 | 9.76 | 2 | 9 | 0 |
| 95. Chattanooga..... | 11 | 284 | 158 | 18 | 55.63 | 1,622 | 5.71 | 6 | 147.5 | 6.34 | 10.27 | 6 | 5 | 0 |
| 96. Eastern Ill..... | 12 | 260 | 147 | 9 | 56.54 | 1,763 | 6.78 | 9 | 146.9 | 3.46 | 11.99 | 9 | 3 | 0 |
| 97. Cal Poly..... | 13 | 249 | 132 | 11 | 53.01 | 1,891 | 7.59 | 11 | 145.5 | 4.42 | 14.33 | 9 | 4 | 0 |
| 98. Jacksonville St..... | 11 | 233 | 119 | 6 | 51.07 | 1,596 | 6.85 | 8 | 145.1 | 2.58 | 13.41 | 6 | 5 | 0 |
| 99. Texas Southern..... | 11 | 261 | 125 | 7 | 47.89 | 1,580 | 6.05 | 10 | 143.6 | 2.68 | 12.64 | 1 | 10 | 0 |
| 100. Delaware St..... | 11 | 265 | 140 | 9 | 52.83 | 1,569 | 5.92 | 8 | 142.6 | 3.40 | 11.21 | 7 | 4 | 0 |
| 101. Howard..... | 11 | 270 | 118 | 11 | 43.70 | 1,560 | 5.78 | 10 | 141.8 | 4.07 | 13.22 | 4 | 7 | 0 |
| 102. Northwestern St..... | 10 | 237 | 123 | 13 | 51.90 | 1,393 | 5.88 | 8 | 139.3 | 5.49 | 11.33 | 5 | 5 | 0 |
| 103. Citadel..... | 11 | 290 | 161 | 10 | 55.52 | 1,383 | 4.77 | 12 | 125.7 | 3.45 | 8.59 | 4 | 7 | 0 |
| 104. Elon..... | 11 | 267 | 142 | 8 | 53.18 | 1,381 | 5.17 | 7 | 125.5 | 3.00 | 9.73 | 3 | 8 | 0 |
| 105. Fordham..... | 11 | 273 | 128 | 15 | 46.89 | 1,328 | 4.86 | 7 | 120.7 | 5.49 | 10.38 | 2 | 9 | 0 |
| 106. Austin Peay..... | 11 | 288 | 140 | 12 | 48.61 | 1,304 | 4.53 | 6 | 118.5 | 4.17 | 9.31 | 2 | 9 | 0 |
| 107. Cornell..... | 10 | 207 | 111 | 8 | 53.62 | 1,155 | 5.58 | 6 | 115.5 | 3.86 | 10.41 | 6 | 4 | 0 |
| 108. Bethune-Cookman..... | 11 | 194 | 91 | 4 | 46.91 | 1,260 | 6.49 | 7 | 114.5 | 2.06 | 13.85 | 7 | 4 | 0 |
| 109. Albany (N.Y.)..... | 11 | 246 | 125 | 10 | 50.81 | 1,184 | 4.81 | 6 | 107.6 | 4.07 | 9.47 | 5 | 6 | 0 |
| 110. Rhode Island..... | 11 | 160 | 70 | 10 | 43.75 | 1,177 | 7.36 | 5 | 107.0 | 6.25 | 16.81 | 4 | 7 | 0 |
| 111. Georgetown..... | 11 | 209 | 97 | 6 | 46.41 | 1,173 | 5.61 | 8 | 106.6 | 2.87 | 12.09 | 4 | 7 | 0 |
| 112. Prairie View..... | 11 | 247 | 114 | 13 | 46.15 | 1,107 | 4.48 | 9 | 100.6 | 5.26 | 9.71 | 5 | 6 | 0 |
| 113. Ga. Southern..... | 12 | 92 | 42 | 7 | 45.65 | 996 | 10.83 | 11 | 83.0 | 7.61 | 23.71 | 8 | 4 | 0 |
| 114. Bucknell..... | 11 | 153 | 70 | 9 | 45.75 | 900 | 5.88 | 5 | 81.8 | 5.88 | 12.86 | 1 | 10 | 0 |
| 115. Wofford..... | 11 | 138 | 54 | 5 | 39.13 | 709 | 5.14 | 4 | 64.5 | 3.62 | 13.13 | 6 | 5 | 0 |
| 116. Nicholls St..... | 10 | 68 | 33 | 3 | 48.53 | 510 | 7.50 | 2 | 51.0 | 4.41 | 15.45 | 6 | 4 | 0 |
| * UC Davis..... | 11 | 474 | 267 | 16 | 56.33 | 2,965 | 6.26 | 13 | 269.5 | 3.38 | 11.10 | 6 | 5 | 0 |
| * Northern Colo..... | 11 | 307 | 162 | 15 | 52.77 | 2,276 | 7.41 | 23 | 206.9 | 4.89 | 14.05 | 4 | 7 | 0 |
| * North Dakota St..... | 11 | 261 | 142 | 8 | 54.41 | 1,854 | 7.10 | 15 | 168.5 | 3.07 | 13.06 | 7 | 4 | 0 |
| * South Dakota St..... | 11 | 262 | 134 | 15 | 51.15 | 1,743 | 6.65 | 16 | 158.5 | 5.73 | 13.01 | 6 | 5 | 0 |

Passing Efficiency

| Rank, Team | G | Att | Comp | Pct | Int | IPct | Yds | Yds/Att | TD | TD Pct | Rating | W | L | T |
|-----------------------|----|-----|------|-------|-----|------|-------|---------|----|--------|--------|----|---|---|
| 1. Grambling..... | 12 | 465 | 256 | 55.05 | 7 | 1.51 | 4,408 | 9.48 | 58 | 12.47 | 172.88 | 11 | 1 | 0 |
| 2. San Diego..... | 12 | 412 | 282 | 68.45 | 8 | 1.94 | 3,572 | 8.67 | 39 | 9.47 | 168.58 | 11 | 1 | 0 |
| 3. New Hampshire..... | 13 | 445 | 310 | 69.66 | 10 | 2.25 | 3,901 | 8.77 | 40 | 8.99 | 168.51 | 11 | 2 | 0 |
| 4. Alabama St..... | 11 | 324 | 197 | 60.80 | 5 | 1.54 | 3,003 | 9.27 | 30 | 9.26 | 166.12 | 6 | 5 | 0 |
| 5. Dayton..... | 10 | 207 | 124 | 59.90 | 5 | 2.42 | 2,113 | 10.21 | 14 | 6.76 | 163.13 | 9 | 1 | 0 |

| Rank | Team | G | Att | Comp | Pct | Int | IPct | Yds | Yds/Att | TD | TD Pct | Rating | W | L | T |
|------|--------------------|----|-----|------|-------|-----|------|-------|---------|----|--------|--------|----|----|---|
| 6. | UNI | 15 | 383 | 259 | 67.62 | 8 | 2.09 | 3,552 | 9.27 | 25 | 6.53 | 162.87 | 11 | 4 | 0 |
| 7. | Eastern Wash. | 12 | 438 | 278 | 63.47 | 9 | 2.05 | 4,101 | 9.36 | 31 | 7.08 | 161.40 | 7 | 5 | 0 |
| 8. | Ga. Southern | 12 | 92 | 42 | 45.65 | 7 | 7.61 | 996 | 10.83 | 11 | 11.96 | 160.88 | 8 | 4 | 0 |
| 9. | James Madison | 11 | 225 | 154 | 68.44 | 6 | 2.67 | 1,869 | 8.31 | 18 | 8.00 | 159.24 | 7 | 4 | 0 |
| 10. | Western Ill. | 11 | 336 | 219 | 65.18 | 10 | 2.98 | 2,940 | 8.75 | 23 | 6.85 | 155.34 | 5 | 6 | 0 |
| 11. | Southern Ill. | 13 | 350 | 225 | 64.29 | 9 | 2.57 | 2,983 | 8.52 | 25 | 7.14 | 154.32 | 9 | 4 | 0 |
| 12. | Drake | 10 | 208 | 124 | 59.62 | 7 | 3.37 | 1,733 | 8.33 | 19 | 9.13 | 153.00 | 6 | 4 | 0 |
| 13. | Illinois St. | 11 | 338 | 217 | 64.20 | 12 | 3.55 | 2,956 | 8.75 | 22 | 6.51 | 152.04 | 7 | 4 | 0 |
| 14. | Appalachian St. | 15 | 410 | 255 | 62.20 | 8 | 1.95 | 3,439 | 8.39 | 25 | 6.10 | 148.88 | 12 | 3 | 0 |
| 15. | South Carolina St. | 11 | 206 | 116 | 56.31 | 6 | 2.91 | 1,753 | 8.51 | 14 | 6.80 | 144.38 | 9 | 2 | 0 |
| 16. | Hofstra | 11 | 416 | 271 | 65.14 | 12 | 2.88 | 3,371 | 8.10 | 20 | 4.81 | 143.26 | 7 | 4 | 0 |
| 17. | Missouri St. | 10 | 281 | 175 | 62.28 | 8 | 2.85 | 2,163 | 7.70 | 17 | 6.05 | 141.23 | 4 | 6 | 0 |
| 18. | Mississippi Val. | 11 | 366 | 211 | 57.65 | 11 | 3.01 | 3,153 | 8.61 | 19 | 5.19 | 141.18 | 6 | 5 | 0 |
| 19. | Central Conn. St. | 11 | 227 | 134 | 59.03 | 6 | 2.64 | 1,762 | 7.76 | 15 | 6.61 | 140.72 | 7 | 4 | 0 |
| 20. | Southern U. | 9 | 350 | 222 | 63.43 | 7 | 2.00 | 2,592 | 7.41 | 20 | 5.71 | 140.47 | 4 | 5 | 0 |
| 21. | William & Mary | 11 | 318 | 200 | 62.89 | 9 | 2.83 | 2,403 | 7.56 | 19 | 5.97 | 140.43 | 5 | 6 | 0 |
| 22. | Western Ky. | 11 | 235 | 134 | 57.02 | 10 | 4.26 | 1,949 | 8.29 | 15 | 6.38 | 139.22 | 6 | 5 | 0 |
| 23. | Furman | 14 | 381 | 224 | 58.79 | 15 | 3.94 | 3,123 | 8.20 | 22 | 5.77 | 138.83 | 11 | 3 | 0 |
| 24. | Texas St. | 14 | 378 | 215 | 56.88 | 10 | 2.65 | 2,949 | 7.80 | 21 | 5.56 | 135.48 | 11 | 3 | 0 |
| 25. | Charleston So. | 11 | 363 | 221 | 60.88 | 10 | 2.75 | 2,666 | 7.34 | 20 | 5.51 | 135.26 | 7 | 4 | 0 |
| 26. | Towson | 11 | 390 | 238 | 61.03 | 17 | 4.36 | 2,968 | 7.61 | 22 | 5.64 | 134.82 | 6 | 5 | 0 |
| 27. | Youngstown St. | 11 | 288 | 170 | 59.03 | 8 | 2.78 | 2,097 | 7.28 | 17 | 5.90 | 134.09 | 8 | 3 | 0 |
| 28. | Eastern Ky. | 11 | 413 | 234 | 56.66 | 19 | 4.60 | 3,119 | 7.55 | 28 | 6.78 | 133.31 | 7 | 4 | 0 |
| 29. | Lehigh | 11 | 379 | 224 | 59.10 | 13 | 3.43 | 2,678 | 7.07 | 24 | 6.33 | 132.49 | 8 | 3 | 0 |
| 30. | Harvard | 10 | 295 | 176 | 59.66 | 16 | 5.42 | 2,245 | 7.61 | 17 | 5.76 | 131.79 | 7 | 3 | 0 |
| 31. | Stony Brook | 11 | 298 | 173 | 58.05 | 11 | 3.69 | 2,149 | 7.21 | 18 | 6.04 | 131.23 | 6 | 5 | 0 |
| 32. | Jacksonville | 8 | 196 | 104 | 53.06 | 9 | 4.59 | 1,477 | 7.54 | 14 | 7.14 | 130.79 | 4 | 4 | 0 |
| 33. | Morehead St. | 12 | 284 | 162 | 57.04 | 14 | 4.93 | 2,117 | 7.45 | 18 | 6.34 | 130.67 | 8 | 4 | 0 |
| 34. | Robert Morris | 10 | 289 | 150 | 51.90 | 11 | 3.81 | 2,197 | 7.60 | 19 | 6.57 | 129.84 | 2 | 8 | 0 |
| 35. | St. Francis (Pa.) | 11 | 465 | 276 | 59.35 | 12 | 2.58 | 3,223 | 6.93 | 24 | 5.16 | 129.49 | 3 | 8 | 0 |
| 36. | Massachusetts | 11 | 350 | 214 | 61.14 | 14 | 4.00 | 2,707 | 7.73 | 12 | 3.43 | 129.38 | 7 | 4 | 0 |
| 37. | Southeastern La. | 10 | 412 | 244 | 59.22 | 10 | 2.43 | 2,805 | 6.81 | 22 | 5.34 | 129.16 | 4 | 6 | 0 |
| 38. | Villanova | 11 | 456 | 284 | 62.28 | 17 | 3.73 | 3,284 | 7.20 | 19 | 4.17 | 129.09 | 4 | 7 | 0 |
| 39. | Brown | 10 | 250 | 128 | 51.20 | 9 | 3.60 | 1,899 | 7.60 | 16 | 6.40 | 128.93 | 9 | 1 | 0 |
| 40. | Gardner-Webb | 11 | 420 | 257 | 61.19 | 20 | 4.76 | 2,914 | 6.94 | 24 | 5.71 | 128.81 | 5 | 6 | 0 |
| 41. | Monmouth | 10 | 339 | 197 | 58.11 | 17 | 5.01 | 2,421 | 7.14 | 21 | 6.19 | 128.50 | 6 | 4 | 0 |
| 41. | Sacred Heart | 10 | 323 | 182 | 56.35 | 12 | 3.72 | 2,394 | 7.41 | 17 | 5.26 | 128.50 | 4 | 6 | 0 |
| 43. | Yale | 10 | 368 | 217 | 58.97 | 14 | 3.80 | 2,497 | 6.79 | 22 | 5.98 | 128.12 | 4 | 6 | 0 |
| 44. | Marist | 11 | 294 | 163 | 55.44 | 15 | 5.10 | 2,232 | 7.59 | 16 | 5.44 | 126.93 | 7 | 4 | 0 |
| 45. | Wagner | 11 | 474 | 267 | 56.33 | 17 | 3.59 | 3,332 | 7.03 | 26 | 5.49 | 126.28 | 6 | 5 | 0 |
| 46. | Hampton | 12 | 243 | 130 | 53.50 | 8 | 3.29 | 1,798 | 7.40 | 12 | 4.94 | 125.37 | 11 | 1 | 0 |
| 47. | Weber St. | 11 | 324 | 167 | 51.54 | 12 | 3.70 | 2,466 | 7.61 | 17 | 5.25 | 125.34 | 6 | 5 | 0 |
| 48. | Montana St. | 11 | 395 | 225 | 56.96 | 10 | 2.53 | 2,680 | 6.78 | 17 | 4.30 | 123.13 | 7 | 4 | 0 |
| 49. | Lafayette | 12 | 373 | 204 | 54.69 | 12 | 3.22 | 2,577 | 6.91 | 19 | 5.09 | 123.11 | 8 | 4 | 0 |
| 50. | Cal Poly | 13 | 249 | 132 | 53.01 | 11 | 4.42 | 1,891 | 7.59 | 11 | 4.42 | 122.54 | 9 | 4 | 0 |
| 51. | Holy Cross | 11 | 363 | 201 | 55.37 | 7 | 1.93 | 2,224 | 6.13 | 21 | 5.79 | 122.10 | 6 | 5 | 0 |
| 52. | Duquesne | 10 | 270 | 141 | 52.22 | 14 | 5.19 | 1,978 | 7.33 | 15 | 5.56 | 121.70 | 7 | 3 | 0 |
| 53. | St. Peter's | 10 | 363 | 226 | 62.26 | 17 | 4.68 | 2,306 | 6.35 | 16 | 4.41 | 120.84 | 1 | 9 | 0 |
| 54. | Sam Houston St. | 10 | 351 | 197 | 56.13 | 13 | 3.70 | 2,348 | 6.69 | 16 | 4.56 | 119.93 | 3 | 7 | 0 |
| 55. | Savannah St. | 11 | 402 | 212 | 52.74 | 12 | 2.99 | 2,790 | 6.94 | 18 | 4.48 | 119.80 | 0 | 11 | 0 |
| 56. | VMI | 11 | 308 | 191 | 62.01 | 11 | 3.57 | 1,987 | 6.45 | 10 | 3.25 | 119.76 | 3 | 8 | 0 |
| 57. | Portland St. | 11 | 285 | 156 | 54.74 | 9 | 3.16 | 1,808 | 6.34 | 15 | 5.26 | 119.04 | 6 | 5 | 0 |
| 58. | Florida A&M | 11 | 277 | 161 | 58.12 | 10 | 3.61 | 1,851 | 6.68 | 10 | 3.61 | 118.92 | 6 | 5 | 0 |
| 59. | La Salle | 11 | 434 | 227 | 52.30 | 19 | 4.38 | 2,978 | 6.86 | 23 | 5.30 | 118.67 | 4 | 7 | 0 |
| 60. | Northeastern | 11 | 276 | 141 | 51.09 | 10 | 3.62 | 1,897 | 6.87 | 14 | 5.07 | 118.33 | 2 | 9 | 0 |
| 61. | Eastern Ill. | 12 | 260 | 147 | 56.54 | 9 | 3.46 | 1,763 | 6.78 | 9 | 3.46 | 117.96 | 9 | 3 | 0 |
| 62. | Alabama A&M | 12 | 319 | 170 | 53.29 | 11 | 3.45 | 2,203 | 6.91 | 13 | 4.08 | 117.86 | 9 | 3 | 0 |
| 63. | Coastal Caro. | 11 | 275 | 148 | 53.82 | 7 | 2.55 | 1,739 | 6.32 | 13 | 4.73 | 117.43 | 9 | 2 | 0 |
| 64. | Liberty | 11 | 303 | 167 | 55.12 | 13 | 4.29 | 2,190 | 7.23 | 9 | 2.97 | 117.03 | 1 | 10 | 0 |
| 65. | Ark.-Pine Bluff | 11 | 255 | 125 | 49.02 | 10 | 3.92 | 1,745 | 6.84 | 14 | 5.49 | 116.76 | 3 | 8 | 0 |
| 66. | Stephen F. Austin | 11 | 478 | 230 | 48.12 | 11 | 2.30 | 3,118 | 6.52 | 26 | 5.44 | 116.24 | 5 | 6 | 0 |
| 67. | McNeese St. | 9 | 259 | 126 | 48.65 | 13 | 5.02 | 1,884 | 7.27 | 13 | 5.02 | 116.23 | 5 | 4 | 0 |
| 68. | Norfolk St. | 11 | 240 | 111 | 46.25 | 6 | 2.50 | 1,653 | 6.89 | 12 | 5.00 | 115.66 | 4 | 7 | 0 |
| 69. | Maine | 11 | 380 | 215 | 56.58 | 15 | 3.95 | 2,358 | 6.21 | 17 | 4.47 | 115.59 | 5 | 6 | 0 |
| 70. | Richmond | 13 | 378 | 201 | 53.17 | 14 | 3.70 | 2,492 | 6.59 | 16 | 4.23 | 115.14 | 9 | 4 | 0 |
| 71. | Jacksonville St. | 11 | 233 | 119 | 51.07 | 6 | 2.58 | 1,596 | 6.85 | 8 | 3.43 | 114.82 | 6 | 5 | 0 |
| 72. | Tennessee Tech | 11 | 316 | 172 | 54.43 | 19 | 6.01 | 2,168 | 6.86 | 14 | 4.43 | 114.63 | 4 | 7 | 0 |
| 73. | Princeton | 10 | 268 | 147 | 54.85 | 13 | 4.85 | 1,821 | 6.79 | 10 | 3.73 | 114.59 | 7 | 3 | 0 |
| 74. | Indiana St. | 11 | 500 | 298 | 59.60 | 13 | 2.60 | 2,906 | 5.81 | 16 | 3.20 | 113.78 | 0 | 11 | 0 |
| 75. | Samford | 11 | 427 | 225 | 52.69 | 17 | 3.98 | 2,722 | 6.37 | 20 | 4.68 | 113.74 | 5 | 6 | 0 |
| 76. | Nicholls St. | 10 | 68 | 33 | 48.53 | 3 | 4.41 | 510 | 7.50 | 2 | 2.94 | 112.38 | 6 | 4 | 0 |
| 77. | Delaware | 11 | 326 | 177 | 54.29 | 6 | 1.84 | 1,886 | 5.79 | 13 | 3.99 | 112.37 | 6 | 5 | 0 |
| 78. | Southeast Mo. St. | 11 | 449 | 250 | 55.68 | 19 | 4.23 | 2,795 | 6.22 | 17 | 3.79 | 112.02 | 2 | 9 | 0 |
| 79. | Tenn.-Martin | 11 | 297 | 182 | 61.28 | 18 | 6.06 | 1,824 | 6.14 | 10 | 3.37 | 111.88 | 6 | 5 | 0 |
| 80. | Tennessee St. | 11 | 289 | 160 | 55.36 | 14 | 4.84 | 1,855 | 6.42 | 9 | 3.11 | 109.91 | 2 | 9 | 0 |
| 81. | Bethune-Cookman | 11 | 194 | 91 | 46.91 | 4 | 2.06 | 1,260 | 6.49 | 7 | 3.61 | 109.24 | 7 | 4 | 0 |
| 82. | Davidson | 10 | 325 | 158 | 48.62 | 14 | 4.31 | 2,039 | 6.27 | 16 | 4.92 | 108.93 | 4 | 6 | 0 |
| 83. | Montana | 12 | 347 | 188 | 54.18 | 8 | 2.31 | 1,844 | 5.31 | 13 | 3.75 | 106.59 | 8 | 4 | 0 |
| 84. | Western Caro. | 9 | 240 | 134 | 55.83 | 8 | 3.33 | 1,400 | 5.83 | 6 | 2.50 | 106.38 | 5 | 4 | 0 |
| 85. | Penn. | 10 | 334 | 166 | 49.70 | 16 | 4.79 | 1,993 | 5.97 | 16 | 4.79 | 106.05 | 5 | 5 | 0 |
| 86. | Texas Southern | 11 | 261 | 125 | 47.89 | 7 | 2.68 | 1,580 | 6.05 | 10 | 3.83 | 106.03 | 1 | 10 | 0 |
| 87. | Delaware St. | 11 | 265 | 140 | 52.83 | 9 | 3.40 | 1,569 | 5.92 | 8 | 3.02 | 105.70 | 7 | 4 | 0 |
| 88. | N.C. A&T | 11 | 279 | 146 | 52.33 | 11 | 3.94 | 1,742 | 6.24 | 6 | 2.15 | 103.96 | 3 | 8 | 0 |
| 89. | Colgate | 12 | 347 | 177 | 51.01 | 22 | 6.34 | 2,232 | 6.43 | 12 | 3.46 | 103.76 | 8 | 4 | 0 |
| 90. | Valparaiso | 11 | 280 | 148 | 52.86 | 17 | 6.07 | 1,704 | 6.09 | 10 | 3.57 | 103.66 | 3 | 8 | 0 |

STATISTICAL LEADERS

| Rank, Team | G | Att | Comp | Pct | Int | IPct | Yds | Yds/Att | TD | TD Pct | Rating | W | L | T |
|--------------------------|----|-----|------|-------|-----|------|-------|---------|----|--------|--------|---|----|---|
| 91. Rhode Island..... | 11 | 160 | 70 | 43.75 | 10 | 6.25 | 1,177 | 7.36 | 5 | 3.13 | 103.41 | 4 | 7 | 0 |
| 92. Columbia..... | 10 | 357 | 190 | 53.22 | 12 | 3.36 | 2,004 | 5.61 | 10 | 2.80 | 102.87 | 2 | 8 | 0 |
| 93. Dartmouth..... | 10 | 347 | 191 | 55.04 | 19 | 5.48 | 2,022 | 5.83 | 10 | 2.88 | 102.51 | 2 | 8 | 0 |
| 94. Alcorn St..... | 11 | 253 | 116 | 45.85 | 19 | 7.51 | 1,728 | 6.83 | 11 | 4.35 | 102.50 | 6 | 5 | 0 |
| 95. Citadel..... | 11 | 290 | 161 | 55.52 | 10 | 3.45 | 1,383 | 4.77 | 12 | 4.14 | 102.32 | 4 | 7 | 0 |
| 96. Cornell..... | 10 | 207 | 111 | 53.62 | 8 | 3.86 | 1,155 | 5.58 | 6 | 2.90 | 102.31 | 6 | 4 | 0 |
| 97. Northern Ariz..... | 11 | 410 | 207 | 50.49 | 20 | 4.88 | 2,276 | 5.55 | 18 | 4.39 | 101.86 | 3 | 8 | 0 |
| 98. Northwestern St..... | 10 | 237 | 123 | 51.90 | 13 | 5.49 | 1,393 | 5.88 | 8 | 3.38 | 101.44 | 5 | 5 | 0 |
| 99. Georgetown..... | 11 | 209 | 97 | 46.41 | 6 | 2.87 | 1,173 | 5.61 | 8 | 3.83 | 100.43 | 4 | 7 | 0 |
| 100. Butler..... | 11 | 374 | 186 | 49.73 | 14 | 3.74 | 2,056 | 5.50 | 13 | 3.48 | 99.86 | 0 | 11 | 0 |
| 101. Murray St..... | 11 | 311 | 158 | 50.80 | 19 | 6.11 | 1,795 | 5.77 | 12 | 3.86 | 99.80 | 2 | 9 | 0 |
| 102. Elon..... | 11 | 267 | 142 | 53.18 | 8 | 3.00 | 1,381 | 5.17 | 7 | 2.62 | 99.31 | 3 | 8 | 0 |
| 103. Chattanooga..... | 11 | 284 | 158 | 55.63 | 18 | 6.34 | 1,622 | 5.71 | 6 | 2.11 | 97.87 | 6 | 5 | 0 |
| 104. Idaho St..... | 11 | 374 | 193 | 51.60 | 20 | 5.35 | 2,157 | 5.77 | 9 | 2.41 | 97.29 | 5 | 6 | 0 |
| 105. Howard..... | 11 | 270 | 118 | 43.70 | 11 | 4.07 | 1,560 | 5.78 | 10 | 3.70 | 96.31 | 4 | 7 | 0 |
| 106. Morgan St..... | 11 | 355 | 164 | 46.20 | 13 | 3.66 | 2,023 | 5.70 | 9 | 2.54 | 95.11 | 2 | 9 | 0 |
| 107. Bucknell..... | 11 | 153 | 70 | 45.75 | 9 | 5.88 | 900 | 5.88 | 5 | 3.27 | 94.23 | 1 | 10 | 0 |
| 108. Sacramento St..... | 11 | 347 | 167 | 48.13 | 10 | 2.88 | 1,630 | 4.70 | 13 | 3.75 | 94.16 | 2 | 9 | 0 |
| 109. Jackson St..... | 11 | 289 | 144 | 49.83 | 15 | 5.19 | 1,643 | 5.69 | 6 | 2.08 | 94.03 | 2 | 9 | 0 |
| 110. Iona..... | 10 | 292 | 123 | 42.12 | 13 | 4.45 | 1,709 | 5.85 | 10 | 3.42 | 93.66 | 3 | 7 | 0 |
| 111. Albany (N.Y.)..... | 11 | 246 | 125 | 50.81 | 10 | 4.07 | 1,184 | 4.81 | 6 | 2.44 | 91.15 | 5 | 6 | 0 |
| 112. Southern Utah..... | 10 | 402 | 187 | 46.52 | 18 | 4.48 | 2,052 | 5.10 | 12 | 2.99 | 90.27 | 1 | 9 | 0 |
| 113. Prairie View..... | 11 | 247 | 114 | 46.15 | 13 | 5.26 | 1,107 | 4.48 | 9 | 3.64 | 85.34 | 5 | 6 | 0 |
| 114. Fordham..... | 11 | 273 | 128 | 46.89 | 15 | 5.49 | 1,328 | 4.86 | 7 | 2.56 | 85.23 | 2 | 9 | 0 |
| 115. Austin Peay..... | 11 | 288 | 140 | 48.61 | 12 | 4.17 | 1,304 | 4.53 | 6 | 2.08 | 85.18 | 2 | 9 | 0 |
| 116. Wofford..... | 11 | 138 | 54 | 39.13 | 5 | 3.62 | 709 | 5.14 | 4 | 2.90 | 84.58 | 6 | 5 | 0 |
| * Northern Colo..... | 11 | 307 | 162 | 52.77 | 15 | 4.89 | 2,276 | 7.41 | 23 | 7.49 | 130.03 | 4 | 7 | 0 |
| * North Dakota St..... | 11 | 261 | 142 | 54.41 | 8 | 3.07 | 1,854 | 7.10 | 15 | 5.75 | 126.90 | 7 | 4 | 0 |
| * South Dakota St..... | 11 | 262 | 134 | 51.15 | 15 | 5.73 | 1,743 | 6.65 | 16 | 6.11 | 115.68 | 6 | 5 | 0 |
| * UC Davis..... | 11 | 474 | 267 | 56.33 | 16 | 3.38 | 2,965 | 6.26 | 13 | 2.74 | 111.14 | 6 | 5 | 0 |

Total Offense

| Rank, Team | G | Pl | Yds | Avg | TD | Yds/Gm | W | L | T |
|----------------------------|----|-------|-------|------|----|--------|----|----|---|
| 1. Grambling..... | 12 | 845 | 5,947 | 7.04 | 75 | 495.58 | 11 | 1 | 0 |
| 2. New Hampshire..... | 13 | 980 | 6,415 | 6.55 | 74 | 493.46 | 11 | 2 | 0 |
| 3. San Diego..... | 12 | 914 | 5,823 | 6.37 | 69 | 485.25 | 11 | 1 | 0 |
| 4. Eastern Wash..... | 12 | 898 | 5,734 | 6.39 | 55 | 477.83 | 7 | 5 | 0 |
| 5. Illinois St..... | 11 | 835 | 5,253 | 6.29 | 58 | 477.55 | 7 | 4 | 0 |
| 6. Dayton..... | 10 | 710 | 4,707 | 6.63 | 57 | 470.70 | 9 | 1 | 0 |
| 7. Furman..... | 14 | 1,060 | 6,578 | 6.21 | 64 | 469.86 | 11 | 3 | 0 |
| 8. Ga. Southern..... | 12 | 860 | 5,637 | 6.55 | 64 | 469.75 | 8 | 4 | 0 |
| 9. Alabama St..... | 11 | 759 | 5,073 | 6.68 | 47 | 461.18 | 6 | 5 | 0 |
| 10. Gardner-Webb..... | 11 | 870 | 4,851 | 5.58 | 51 | 441.00 | 5 | 6 | 0 |
| 11. Texas St..... | 14 | 1,037 | 6,147 | 5.93 | 69 | 439.07 | 11 | 3 | 0 |
| 12. Morehead St..... | 12 | 885 | 5,195 | 5.87 | 55 | 432.92 | 8 | 4 | 0 |
| 13. Drake..... | 10 | 656 | 4,303 | 6.56 | 52 | 430.30 | 6 | 4 | 0 |
| 14. Hofstra..... | 11 | 781 | 4,728 | 6.05 | 41 | 429.82 | 7 | 4 | 0 |
| 15. Rhode Island..... | 11 | 841 | 4,681 | 5.57 | 40 | 425.55 | 4 | 7 | 0 |
| 16. Mississippi Val..... | 11 | 756 | 4,657 | 6.16 | 46 | 423.36 | 6 | 5 | 0 |
| 17. Appalachian St..... | 15 | 1,001 | 6,347 | 6.34 | 61 | 423.13 | 12 | 3 | 0 |
| 18. Western Ill..... | 11 | 801 | 4,610 | 5.76 | 48 | 419.09 | 5 | 6 | 0 |
| 19. Nicholls St..... | 10 | 694 | 4,158 | 5.99 | 41 | 415.80 | 6 | 4 | 0 |
| 20. Stephen F. Austin..... | 11 | 855 | 4,537 | 5.31 | 43 | 412.45 | 5 | 6 | 0 |
| 21. Eastern Ky..... | 11 | 796 | 4,535 | 5.70 | 47 | 412.27 | 7 | 4 | 0 |
| 22. Brown..... | 10 | 689 | 4,092 | 5.94 | 45 | 409.20 | 9 | 1 | 0 |
| 23. Monmouth..... | 10 | 731 | 4,080 | 5.58 | 33 | 408.00 | 6 | 4 | 0 |
| 24. Lehigh..... | 11 | 831 | 4,485 | 5.40 | 51 | 407.73 | 8 | 3 | 0 |
| 25. St. Francis (Pa.)..... | 11 | 795 | 4,479 | 5.63 | 37 | 407.18 | 3 | 8 | 0 |
| 26. Harvard..... | 10 | 767 | 4,070 | 5.31 | 41 | 407.00 | 7 | 3 | 0 |
| 27. Towson..... | 11 | 799 | 4,467 | 5.59 | 47 | 406.09 | 6 | 5 | 0 |
| 28. Western Ky..... | 11 | 729 | 4,463 | 6.12 | 42 | 405.73 | 6 | 5 | 0 |
| 29. James Madison..... | 11 | 711 | 4,448 | 6.26 | 54 | 404.36 | 7 | 4 | 0 |
| 30. Southern Ill..... | 13 | 864 | 5,244 | 6.07 | 61 | 403.38 | 9 | 4 | 0 |
| 31. Southeastern La..... | 10 | 754 | 4,031 | 5.35 | 36 | 403.10 | 4 | 6 | 0 |
| 32. Villanova..... | 11 | 811 | 4,432 | 5.46 | 35 | 402.91 | 4 | 7 | 0 |
| 33. Wagner..... | 11 | 795 | 4,418 | 5.56 | 37 | 401.64 | 6 | 5 | 0 |
| 34. UNI..... | 15 | 1,024 | 6,008 | 5.87 | 58 | 400.53 | 11 | 4 | 0 |
| 35. Jacksonville..... | 8 | 572 | 3,177 | 5.55 | 31 | 397.13 | 4 | 4 | 0 |
| 36. South Carolina St..... | 11 | 760 | 4,354 | 5.73 | 51 | 395.82 | 9 | 2 | 0 |
| 37. La Salle..... | 11 | 781 | 4,284 | 5.49 | 38 | 389.45 | 4 | 7 | 0 |
| 38. Hampton..... | 12 | 805 | 4,659 | 5.79 | 45 | 388.25 | 11 | 1 | 0 |
| 39. Alabama A&M..... | 12 | 829 | 4,641 | 5.60 | 40 | 386.75 | 9 | 3 | 0 |
| 40. Youngstown St..... | 11 | 762 | 4,205 | 5.52 | 41 | 382.27 | 8 | 3 | 0 |
| 41. Richmond..... | 13 | 918 | 4,957 | 5.40 | 44 | 381.31 | 9 | 4 | 0 |
| 42. Weber St..... | 11 | 753 | 4,193 | 5.57 | 34 | 381.18 | 6 | 5 | 0 |
| 43. Massachusetts..... | 11 | 775 | 4,172 | 5.38 | 34 | 379.27 | 7 | 4 | 0 |
| 44. William & Mary..... | 11 | 735 | 4,160 | 5.66 | 46 | 378.18 | 5 | 6 | 0 |
| 45. Missouri St..... | 10 | 675 | 3,758 | 5.57 | 35 | 375.80 | 4 | 6 | 0 |
| 46. Savannah St..... | 11 | 818 | 4,128 | 5.05 | 31 | 375.27 | 0 | 11 | 0 |
| 47. Yale..... | 10 | 721 | 3,746 | 5.20 | 31 | 374.60 | 4 | 6 | 0 |
| 48. Indiana St..... | 11 | 842 | 4,114 | 4.89 | 23 | 374.00 | 0 | 11 | 0 |

| Rank, Team | G | Pl | Yds | Avg | TD | Yds/Gm | W | L | T |
|---------------------------|----|-----|-------|------|----|--------|---|----|---|
| 49. Southern U..... | 9 | 652 | 3,362 | 5.16 | 33 | 373.56 | 4 | 5 | 0 |
| 50. Montana St..... | 11 | 764 | 4,096 | 5.36 | 33 | 372.36 | 7 | 4 | 0 |
| 51. Charleston So..... | 11 | 770 | 4,077 | 5.29 | 42 | 370.64 | 7 | 4 | 0 |
| 52. Delaware..... | 11 | 786 | 4,031 | 5.13 | 36 | 366.45 | 6 | 5 | 0 |
| 53. Lafayette..... | 12 | 867 | 4,388 | 5.06 | 35 | 365.67 | 8 | 4 | 0 |
| 54. Colgate..... | 12 | 934 | 4,372 | 4.68 | 35 | 364.33 | 8 | 4 | 0 |
| 55. Cornell..... | 10 | 777 | 3,641 | 4.69 | 32 | 364.10 | 6 | 4 | 0 |
| 56. Samford..... | 11 | 786 | 3,983 | 5.07 | 36 | 362.09 | 5 | 6 | 0 |
| 57. Bethune-Cookman..... | 11 | 720 | 3,981 | 5.53 | 50 | 361.91 | 7 | 4 | 0 |
| 58. Coastal Caro..... | 11 | 769 | 3,967 | 5.16 | 42 | 360.64 | 9 | 2 | 0 |
| 59. Jacksonville St..... | 11 | 739 | 3,964 | 5.36 | 41 | 360.36 | 6 | 5 | 0 |
| 60. Alcorn St..... | 11 | 701 | 3,960 | 5.65 | 33 | 360.00 | 6 | 5 | 0 |
| 61. Portland St..... | 11 | 740 | 3,956 | 5.35 | 42 | 359.64 | 6 | 5 | 0 |
| 62. Tenn.-Martin..... | 11 | 811 | 3,947 | 4.87 | 38 | 358.82 | 6 | 5 | 0 |
| 63. Marist..... | 11 | 737 | 3,891 | 5.28 | 41 | 353.73 | 7 | 4 | 0 |
| 64. Chattanooga..... | 11 | 759 | 3,890 | 5.13 | 31 | 353.64 | 6 | 5 | 0 |
| 65. Southeast Mo. St..... | 11 | 791 | 3,886 | 4.91 | 33 | 353.27 | 2 | 9 | 0 |
| 66. Cal Poly..... | 13 | 814 | 4,587 | 5.64 | 45 | 352.85 | 9 | 4 | 0 |
| 67. Idaho St..... | 11 | 819 | 3,870 | 4.73 | 35 | 351.82 | 5 | 6 | 0 |
| 68. St. Peter's..... | 10 | 691 | 3,515 | 5.09 | 30 | 351.50 | 1 | 9 | 0 |
| 69. Sacred Heart..... | 10 | 655 | 3,509 | 5.36 | 33 | 350.90 | 4 | 6 | 0 |
| 70. Sam Houston St..... | 10 | 662 | 3,500 | 5.29 | 35 | 350.00 | 3 | 7 | 0 |
| 71. Princeton..... | 10 | 669 | 3,489 | 5.22 | 28 | 348.90 | 7 | 3 | 0 |
| 72. Wofford..... | 11 | 774 | 3,826 | 4.94 | 35 | 347.82 | 6 | 5 | 0 |
| 73. Norfolk St..... | 11 | 759 | 3,824 | 5.04 | 38 | 347.64 | 4 | 7 | 0 |
| 74. Murray St..... | 11 | 772 | 3,819 | 4.95 | 30 | 347.18 | 2 | 9 | 0 |
| 75. Tennessee Tech..... | 11 | 739 | 3,778 | 5.11 | 34 | 343.45 | 4 | 7 | 0 |
| 76. Robert Morris..... | 10 | 672 | 3,381 | 5.03 | 33 | 338.10 | 2 | 8 | 0 |
| 77. Maine..... | 11 | 816 | 3,716 | 4.55 | 31 | 337.82 | 5 | 6 | 0 |
| 78. Davidson..... | 10 | 686 | 3,369 | 4.91 | 24 | 336.90 | 4 | 6 | 0 |
| 79. Morgan St..... | 11 | 758 | 3,683 | 4.86 | 34 | 334.82 | 2 | 9 | 0 |
| 80. Central Conn. St..... | 11 | 673 | 3,651 | 5.42 | 35 | 331.91 | 7 | 4 | 0 |
| 81. Holy Cross..... | 11 | 736 | 3,628 | 4.93 | 44 | 329.82 | 6 | 5 | 0 |
| 82. Northeastern..... | 11 | 742 | 3,595 | 4.85 | 30 | 326.82 | 2 | 9 | 0 |
| 83. Penn..... | 10 | 681 | 3,242 | 4.76 | 34 | 324.20 | 5 | 5 | 0 |
| 84. McNeese St..... | 9 | 600 | 2,860 | 4.77 | 26 | 317.78 | 5 | 4 | 0 |
| 85. Stony Brook..... | 11 | 712 | 3,483 | 4.89 | 30 | 316.64 | 6 | 5 | 0 |
| 86. Montana..... | 12 | 828 | 3,790 | 4.58 | 38 | 315.83 | 8 | 4 | 0 |
| 87. Duquesne..... | 10 | 660 | 3,141 | 4.76 | 34 | 314.10 | 7 | 3 | 0 |
| 88. Ark.-Pine Bluff..... | 11 | 658 | 3,450 | 5.24 | 31 | 313.64 | 3 | 8 | 0 |
| 89. Northwestern St..... | 10 | 637 | 3,135 | 4.92 | 29 | 313.50 | 5 | 5 | 0 |
| 90. Liberty..... | 11 | 688 | 3,421 | 4.97 | 19 | 311.00 | 1 | 10 | 0 |
| 91. Eastern Ill..... | 12 | 773 | 3,666 | 4.74 | 41 | 305.50 | 9 | 3 | 0 |
| 92. Valparaiso..... | 11 | 738 | 3,318 | 4.50 | 23 | 301.64 | 3 | 8 | 0 |
| 93. Jackson St..... | 11 | 719 | 3,317 | 4.61 | | | | | |

| Rank, Team | G | Pl | Yds | Avg | TD | Yds/Gm | W | L | T | Rank, Team | G | Pl | Yds | Avg | TD | Yds/Gm | W | L | T |
|-------------------------|----|-----|-------|------|----|--------|---|----|---|-------------------------|----|-----|-------|------|----|--------|---|---|---|
| 98. Prairie View..... | 11 | 723 | 3,196 | 4.42 | 27 | 290.55 | 5 | 6 | 0 | 109. Delaware St. | 11 | 679 | 2,795 | 4.12 | 24 | 254.09 | 7 | 4 | 0 |
| 99. Texas Southern..... | 11 | 681 | 3,179 | 4.67 | 30 | 289.00 | 1 | 10 | 0 | 110. Elon..... | 11 | 694 | 2,792 | 4.02 | 20 | 253.82 | 3 | 8 | 0 |
| 100. Bucknell..... | 11 | 730 | 3,177 | 4.35 | 22 | 288.82 | 1 | 10 | 0 | 111. Albany (N.Y.)..... | 11 | 724 | 2,755 | 3.81 | 27 | 250.45 | 5 | 6 | 0 |
| 101. Butler..... | 11 | 731 | 3,068 | 4.20 | 21 | 278.91 | 0 | 11 | 0 | 112. Columbia..... | 10 | 610 | 2,468 | 4.05 | 12 | 246.80 | 2 | 8 | 0 |
| 102. Tennessee St..... | 11 | 704 | 3,062 | 4.35 | 17 | 278.36 | 2 | 9 | 0 | 113. Citadel..... | 11 | 705 | 2,709 | 3.84 | 26 | 246.27 | 4 | 7 | 0 |
| 103. Southern Utah..... | 10 | 688 | 2,759 | 4.01 | 16 | 275.90 | 1 | 9 | 0 | 114. Dartmouth..... | 10 | 631 | 2,422 | 3.84 | 15 | 242.20 | 2 | 8 | 0 |
| 104. Iona..... | 10 | 704 | 2,756 | 3.91 | 23 | 275.60 | 3 | 7 | 0 | 115. Fordham..... | 11 | 704 | 2,637 | 3.75 | 18 | 239.73 | 2 | 9 | 0 |
| 105. Sacramento St..... | 11 | 763 | 3,010 | 3.94 | 25 | 273.64 | 2 | 9 | 0 | 116. Georgetown..... | 11 | 660 | 2,502 | 3.79 | 13 | 227.45 | 4 | 7 | 0 |
| 106. Austin Peay..... | 11 | 728 | 3,002 | 4.12 | 18 | 272.91 | 2 | 9 | 0 | * South Dakota St..... | 11 | 694 | 4,244 | 5.60 | 44 | 385.82 | 6 | 5 | 0 |
| 107. Western Caro..... | 9 | 555 | 2,451 | 4.42 | 24 | 272.33 | 5 | 4 | 0 | * UC Davis..... | 11 | 881 | 4,059 | 5.29 | 27 | 369.00 | 6 | 5 | 0 |
| 108. Howard..... | 11 | 685 | 2,914 | 4.25 | 25 | 264.91 | 4 | 7 | 0 | * North Dakota St..... | 11 | 725 | 3,804 | 4.95 | 42 | 345.82 | 7 | 4 | 0 |
| | | | | | | | | | | * Northern Colo..... | 11 | 728 | 3,767 | 5.11 | 33 | 342.45 | 4 | 7 | 0 |

Scoring Offense

| Rank, Team | G | Pts. | Avg. | TD | Kxp | Oxp | Dkxp | Doxp | FG | Saf | W | L | T |
|----------------------------|----|------|-------|----|-----|-----|------|------|----|-----|----|---|---|
| 1. Grambling..... | 12 | 529 | 44.08 | 75 | 49 | 3 | 0 | 0 | 8 | 0 | 11 | 1 | 0 |
| 2. San Diego..... | 12 | 511 | 42.58 | 69 | 62 | 3 | 0 | 0 | 9 | 1 | 11 | 1 | 0 |
| 3. New Hampshire..... | 13 | 542 | 41.69 | 74 | 67 | 1 | 0 | 0 | 9 | 1 | 11 | 2 | 0 |
| 4. Dayton..... | 10 | 403 | 40.30 | 57 | 47 | 1 | 0 | 0 | 4 | 0 | 9 | 1 | 0 |
| 5. Illinois St..... | 11 | 431 | 39.18 | 58 | 50 | 2 | 1 | 0 | 9 | 0 | 7 | 4 | 0 |
| 6. Ga. Southern..... | 12 | 456 | 38.00 | 64 | 60 | 0 | 0 | 0 | 4 | 0 | 8 | 4 | 0 |
| 7. Drake..... | 10 | 376 | 37.60 | 52 | 44 | 1 | 0 | 0 | 6 | 0 | 6 | 4 | 0 |
| 8. Texas St..... | 14 | 518 | 37.00 | 69 | 59 | 2 | 0 | 0 | 13 | 1 | 11 | 3 | 0 |
| 9. Brown..... | 10 | 368 | 36.80 | 45 | 44 | 0 | 0 | 0 | 18 | 0 | 9 | 1 | 0 |
| 10. Lehigh..... | 11 | 399 | 36.27 | 51 | 43 | 2 | 0 | 0 | 14 | 2 | 8 | 3 | 0 |
| 11. James Madison..... | 11 | 391 | 35.55 | 54 | 50 | 1 | 0 | 0 | 5 | 0 | 7 | 4 | 0 |
| 12. Gardner-Webb..... | 11 | 386 | 35.09 | 51 | 48 | 1 | 0 | 0 | 10 | 0 | 5 | 6 | 0 |
| 13. Eastern Wash..... | 12 | 420 | 35.00 | 55 | 52 | 1 | 0 | 0 | 12 | 0 | 7 | 5 | 0 |
| 14. Bethune-Cookman..... | 11 | 384 | 34.91 | 50 | 46 | 1 | 0 | 0 | 12 | 0 | 7 | 4 | 0 |
| 15. Furman..... | 14 | 488 | 34.86 | 64 | 58 | 2 | 0 | 0 | 14 | 0 | 11 | 3 | 0 |
| 16. Southern Ill..... | 13 | 449 | 34.54 | 61 | 54 | 1 | 0 | 0 | 9 | 0 | 9 | 4 | 0 |
| 17. South Carolina St..... | 11 | 378 | 34.36 | 51 | 45 | 0 | 0 | 0 | 9 | 0 | 9 | 2 | 0 |
| 18. Morehead St..... | 12 | 407 | 33.92 | 55 | 49 | 1 | 0 | 0 | 8 | 1 | 8 | 4 | 0 |
| 19. Mississippi Val..... | 11 | 360 | 32.73 | 46 | 39 | 1 | 0 | 0 | 13 | 2 | 6 | 5 | 0 |
| 20. Alabama St..... | 11 | 358 | 32.55 | 47 | 38 | 1 | 0 | 0 | 12 | 0 | 6 | 5 | 0 |
| 20. William & Mary..... | 11 | 358 | 32.55 | 46 | 43 | 0 | 0 | 0 | 13 | 0 | 5 | 6 | 0 |
| 22. Western Ill..... | 11 | 352 | 32.00 | 48 | 47 | 1 | 0 | 0 | 5 | 0 | 5 | 6 | 0 |
| 23. Eastern Ky..... | 11 | 346 | 31.45 | 47 | 39 | 1 | 1 | 0 | 7 | 0 | 7 | 4 | 0 |
| 24. Towson..... | 11 | 345 | 31.36 | 47 | 43 | 0 | 1 | 0 | 6 | 0 | 6 | 5 | 0 |
| 25. Hampton..... | 12 | 376 | 31.33 | 45 | 44 | 0 | 0 | 0 | 20 | 1 | 11 | 1 | 0 |
| 26. Harvard..... | 10 | 310 | 31.00 | 41 | 27 | 5 | 0 | 0 | 9 | 0 | 7 | 3 | 0 |
| 27. Western Ky..... | 11 | 339 | 30.82 | 42 | 42 | 0 | 0 | 0 | 15 | 0 | 6 | 5 | 0 |
| 28. Nicholls St..... | 10 | 308 | 30.80 | 41 | 31 | 2 | 0 | 0 | 9 | 0 | 6 | 4 | 0 |
| 29. Coastal Caro..... | 11 | 338 | 30.73 | 42 | 38 | 3 | 0 | 0 | 14 | 0 | 9 | 2 | 0 |
| 29. Hofstra..... | 11 | 338 | 30.73 | 41 | 33 | 2 | 0 | 0 | 17 | 2 | 7 | 4 | 0 |
| 31. Appalachian St..... | 15 | 455 | 30.33 | 61 | 58 | 2 | 0 | 0 | 9 | 0 | 12 | 3 | 0 |
| 32. UNI..... | 15 | 449 | 29.93 | 58 | 51 | 1 | 0 | 0 | 16 | 0 | 11 | 4 | 0 |
| 33. Jacksonville..... | 8 | 236 | 29.50 | 31 | 25 | 2 | 0 | 0 | 7 | 0 | 4 | 4 | 0 |
| 34. Stephen F. Austin..... | 11 | 324 | 29.45 | 43 | 36 | 0 | 0 | 0 | 10 | 0 | 5 | 6 | 0 |
| 35. Holy Cross..... | 11 | 317 | 28.82 | 44 | 39 | 0 | 0 | 0 | 4 | 1 | 6 | 5 | 0 |
| 36. Charleston So..... | 11 | 313 | 28.45 | 42 | 36 | 1 | 0 | 0 | 7 | 1 | 7 | 4 | 0 |
| 36. Portland St..... | 11 | 313 | 28.45 | 42 | 38 | 0 | 0 | 0 | 7 | 1 | 6 | 5 | 0 |
| 38. Rhode Island..... | 11 | 312 | 28.36 | 40 | 36 | 2 | 0 | 0 | 10 | 1 | 4 | 7 | 0 |
| 39. Southeastern La..... | 10 | 279 | 27.90 | 36 | 29 | 2 | 0 | 0 | 10 | 0 | 4 | 6 | 0 |
| 40. Youngstown St..... | 11 | 306 | 27.82 | 41 | 39 | 0 | 0 | 0 | 7 | 0 | 8 | 3 | 0 |
| 41. Southern U..... | 9 | 250 | 27.78 | 33 | 31 | 0 | 0 | 0 | 7 | 0 | 4 | 5 | 0 |
| 42. Marist..... | 11 | 305 | 27.73 | 41 | 36 | 1 | 0 | 0 | 7 | 0 | 7 | 4 | 0 |
| 43. Missouri St..... | 10 | 273 | 27.30 | 35 | 31 | 1 | 0 | 0 | 10 | 0 | 4 | 6 | 0 |
| 44. Cal Poly..... | 13 | 354 | 27.23 | 45 | 42 | 0 | 0 | 0 | 14 | 0 | 9 | 4 | 0 |
| 45. Idaho St..... | 11 | 298 | 27.09 | 35 | 29 | 3 | 0 | 0 | 17 | 1 | 5 | 6 | 0 |
| 46. Sam Houston St..... | 10 | 270 | 27.00 | 35 | 31 | 0 | 0 | 0 | 9 | 1 | 3 | 7 | 0 |
| 46. Tenn.-Martin..... | 11 | 297 | 27.00 | 38 | 37 | 0 | 0 | 0 | 10 | 1 | 6 | 5 | 0 |
| 48. Penn..... | 10 | 269 | 26.90 | 34 | 28 | 2 | 0 | 0 | 11 | 0 | 5 | 5 | 0 |
| 49. Richmond..... | 13 | 349 | 26.85 | 44 | 37 | 0 | 0 | 0 | 16 | 0 | 9 | 4 | 0 |
| 50. Cornell..... | 10 | 268 | 26.80 | 32 | 30 | 1 | 0 | 0 | 14 | 1 | 6 | 4 | 0 |
| 51. Monmouth..... | 10 | 266 | 26.60 | 33 | 30 | 2 | 0 | 0 | 8 | 5 | 6 | 4 | 0 |
| 52. Eastern Ill..... | 12 | 319 | 26.58 | 41 | 35 | 0 | 0 | 0 | 12 | 1 | 9 | 3 | 0 |
| 53. Jacksonville St..... | 11 | 292 | 26.55 | 41 | 31 | 0 | 0 | 0 | 5 | 0 | 6 | 5 | 0 |
| 53. Norfolk St..... | 11 | 292 | 26.55 | 38 | 24 | 5 | 0 | 0 | 10 | 0 | 4 | 7 | 0 |
| 55. Duquesne..... | 10 | 264 | 26.40 | 34 | 30 | 0 | 0 | 0 | 10 | 0 | 7 | 3 | 0 |
| 56. St. Francis (Pa.)..... | 11 | 287 | 26.09 | 37 | 28 | 4 | 0 | 0 | 9 | 1 | 3 | 8 | 0 |
| 56. Wagner..... | 11 | 287 | 26.09 | 37 | 32 | 0 | 0 | 0 | 11 | 0 | 6 | 5 | 0 |
| 58. Montana..... | 12 | 306 | 25.50 | 38 | 34 | 0 | 0 | 0 | 14 | 1 | 8 | 4 | 0 |
| 59. Samford..... | 11 | 279 | 25.36 | 36 | 31 | 0 | 0 | 0 | 10 | 1 | 5 | 6 | 0 |
| 60. Weber St..... | 11 | 277 | 25.18 | 34 | 32 | 0 | 0 | 0 | 13 | 1 | 6 | 5 | 0 |
| 61. Montana St..... | 11 | 276 | 25.09 | 33 | 28 | 0 | 0 | 0 | 16 | 1 | 7 | 4 | 0 |
| 62. Alabama A&M..... | 12 | 299 | 24.92 | 40 | 33 | 4 | 0 | 0 | 6 | 0 | 9 | 3 | 0 |
| 63. Delaware..... | 11 | 274 | 24.91 | 36 | 29 | 2 | 0 | 0 | 7 | 2 | 6 | 5 | 0 |
| 64. Central Conn. St..... | 11 | 273 | 24.82 | 35 | 28 | 0 | 0 | 1 | 11 | 0 | 7 | 4 | 0 |
| 65. McNeese St..... | 9 | 221 | 24.56 | 26 | 17 | 0 | 0 | 0 | 16 | 0 | 5 | 4 | 0 |
| 66. Princeton..... | 10 | 245 | 24.50 | 28 | 25 | 1 | 1 | 0 | 16 | 0 | 7 | 3 | 0 |
| 67. Tennessee Tech..... | 11 | 269 | 24.45 | 34 | 32 | 0 | 0 | 0 | 11 | 0 | 4 | 7 | 0 |

STATISTICAL LEADERS

| Rank, Team | G | Pts. | Avg. | TD | Kxp | Oxp | Dkxp | Doxp | FG | Saf | W | L | T |
|----------------------------|----|------|-------|----|-----|-----|------|------|----|-----|---|----|---|
| 68. Southeast Mo. St. | 11 | 268 | 24.36 | 33 | 28 | 0 | 0 | 1 | 12 | 2 | 2 | 9 | 0 |
| 69. Robert Morris | 10 | 243 | 24.30 | 33 | 28 | 1 | 0 | 0 | 5 | 0 | 2 | 8 | 0 |
| 70. La Salle | 11 | 266 | 24.18 | 38 | 24 | 1 | 0 | 0 | 4 | 0 | 4 | 7 | 0 |
| 71. Sacred Heart | 10 | 239 | 23.90 | 33 | 29 | 0 | 0 | 0 | 4 | 0 | 4 | 6 | 0 |
| 72. Colgate | 12 | 283 | 23.58 | 35 | 28 | 0 | 0 | 0 | 15 | 0 | 8 | 4 | 0 |
| 73. Massachusetts | 11 | 259 | 23.55 | 34 | 27 | 2 | 0 | 0 | 6 | 3 | 7 | 4 | 0 |
| 74. Villanova | 11 | 257 | 23.36 | 35 | 27 | 0 | 0 | 0 | 6 | 1 | 4 | 7 | 0 |
| 75. Alcorn St. | 11 | 253 | 23.00 | 33 | 27 | 1 | 0 | 0 | 8 | 1 | 6 | 5 | 0 |
| 76. Yale | 10 | 228 | 22.80 | 31 | 27 | 0 | 0 | 0 | 5 | 0 | 4 | 6 | 0 |
| 77. Lafayette | 12 | 273 | 22.75 | 35 | 28 | 1 | 0 | 0 | 11 | 0 | 8 | 4 | 0 |
| 78. Wofford | 11 | 249 | 22.64 | 35 | 31 | 1 | 0 | 0 | 2 | 0 | 6 | 5 | 0 |
| 79. Morgan St. | 11 | 248 | 22.55 | 34 | 20 | 6 | 0 | 0 | 4 | 0 | 2 | 9 | 0 |
| 79. Northeastern | 11 | 248 | 22.55 | 30 | 27 | 1 | 0 | 0 | 13 | 0 | 2 | 9 | 0 |
| 81. Chattanooga..... | 11 | 245 | 22.27 | 31 | 27 | 1 | 0 | 0 | 10 | 0 | 6 | 5 | 0 |
| 82. Ark.-Pine Bluff..... | 11 | 238 | 21.64 | 31 | 22 | 3 | 0 | 0 | 8 | 0 | 3 | 8 | 0 |
| 83. Northwestern St. | 10 | 215 | 21.50 | 29 | 22 | 1 | 0 | 0 | 5 | 1 | 5 | 5 | 0 |
| 84. Northern Ariz. | 11 | 233 | 21.18 | 29 | 28 | 1 | 0 | 0 | 9 | 1 | 3 | 8 | 0 |
| 85. VMI..... | 11 | 230 | 20.91 | 28 | 23 | 1 | 0 | 1 | 11 | 1 | 3 | 8 | 0 |
| 86. Prairie View | 11 | 229 | 20.82 | 27 | 24 | 0 | 0 | 1 | 13 | 1 | 5 | 6 | 0 |
| 87. Delaware St. | 11 | 225 | 20.45 | 24 | 23 | 1 | 0 | 0 | 18 | 1 | 7 | 4 | 0 |
| 88. Texas Southern..... | 11 | 222 | 20.18 | 30 | 24 | 0 | 0 | 0 | 6 | 0 | 1 | 10 | 0 |
| 89. Davidson | 10 | 201 | 20.10 | 24 | 16 | 4 | 0 | 0 | 11 | 0 | 4 | 6 | 0 |
| 90. St. Peter's..... | 10 | 200 | 20.00 | 30 | 5 | 6 | 0 | 0 | 1 | 0 | 1 | 9 | 0 |
| 90. Stony Brook | 11 | 220 | 20.00 | 30 | 20 | 1 | 0 | 0 | 6 | 0 | 6 | 5 | 0 |
| 92. Western Caro. | 9 | 179 | 19.89 | 24 | 23 | 0 | 0 | 0 | 4 | 0 | 5 | 4 | 0 |
| 93. Murray St. | 11 | 218 | 19.82 | 30 | 26 | 0 | 0 | 0 | 4 | 0 | 2 | 9 | 0 |
| 94. Maine | 11 | 216 | 19.64 | 31 | 25 | 0 | 0 | 0 | 1 | 1 | 5 | 6 | 0 |
| 95. Savannah St. | 11 | 215 | 19.55 | 31 | 19 | 2 | 0 | 0 | 2 | 0 | 0 | 11 | 0 |
| 96. Jackson St. | 11 | 201 | 18.27 | 27 | 20 | 2 | 0 | 0 | 5 | 0 | 2 | 9 | 0 |
| 97. Florida A&M..... | 11 | 196 | 17.82 | 22 | 20 | 0 | 1 | 0 | 14 | 0 | 6 | 5 | 0 |
| 98. Citadel | 11 | 194 | 17.64 | 26 | 23 | 0 | 0 | 0 | 5 | 0 | 4 | 7 | 0 |
| 99. Indiana St. | 11 | 193 | 17.55 | 23 | 23 | 0 | 0 | 0 | 10 | 1 | 0 | 11 | 0 |
| 100. Sacramento St. | 11 | 192 | 17.45 | 25 | 22 | 0 | 0 | 0 | 6 | 1 | 2 | 9 | 0 |
| 101. Iona | 10 | 171 | 17.10 | 23 | 19 | 1 | 0 | 0 | 4 | 0 | 3 | 7 | 0 |
| 102. Albany (N.Y.) | 11 | 188 | 17.09 | 27 | 20 | 0 | 0 | 0 | 2 | 0 | 5 | 6 | 0 |
| 102. N.C. A&T..... | 11 | 188 | 17.09 | 26 | 14 | 2 | 0 | 1 | 4 | 0 | 3 | 8 | 0 |
| 104. Valparaiso..... | 11 | 187 | 17.00 | 23 | 20 | 1 | 0 | 0 | 9 | 0 | 3 | 8 | 0 |
| 105. Bucknell..... | 11 | 179 | 16.27 | 22 | 16 | 2 | 0 | 0 | 9 | 0 | 1 | 10 | 0 |
| 106. Howard..... | 11 | 173 | 15.73 | 25 | 15 | 0 | 0 | 0 | 2 | 1 | 4 | 7 | 0 |
| 106. Elon | 11 | 173 | 15.73 | 20 | 18 | 0 | 0 | 0 | 11 | 1 | 3 | 8 | 0 |
| 108. Butler..... | 11 | 154 | 14.00 | 21 | 17 | 1 | 0 | 0 | 3 | 0 | 0 | 11 | 0 |
| 109. Fordham..... | 11 | 150 | 13.64 | 18 | 18 | 0 | 0 | 0 | 8 | 0 | 2 | 9 | 0 |
| 110. Liberty | 11 | 146 | 13.27 | 19 | 18 | 0 | 0 | 0 | 4 | 1 | 1 | 10 | 0 |
| 111. Austin Peay..... | 11 | 140 | 12.73 | 18 | 7 | 2 | 0 | 0 | 7 | 0 | 2 | 9 | 0 |
| 112. Dartmouth..... | 10 | 126 | 12.60 | 15 | 12 | 1 | 0 | 0 | 6 | 2 | 2 | 8 | 0 |
| 112. Southern Utah | 10 | 126 | 12.60 | 16 | 15 | 0 | 0 | 0 | 5 | 0 | 1 | 9 | 0 |
| 114. Tennessee St. | 11 | 136 | 12.36 | 17 | 12 | 2 | 0 | 0 | 6 | 0 | 2 | 9 | 0 |
| 115. Columbia..... | 10 | 116 | 11.60 | 12 | 11 | 0 | 0 | 0 | 11 | 0 | 2 | 8 | 0 |
| 116. Georgetown | 11 | 110 | 10.00 | 13 | 11 | 0 | 0 | 0 | 7 | 0 | 4 | 7 | 0 |
| * South Dakota St. | 11 | 363 | 33.92 | 44 | 42 | 0 | 0 | 0 | 19 | 0 | 6 | 5 | 0 |
| * North Dakota St. | 11 | 320 | 29.45 | 42 | 40 | 0 | 0 | 0 | 8 | 2 | 7 | 4 | 0 |
| * Northern Colo. | 11 | 255 | 23.36 | 33 | 33 | 0 | 0 | 0 | 8 | 0 | 4 | 7 | 0 |
| * UC Davis..... | 11 | 217 | 19.82 | 27 | 21 | 1 | 0 | 0 | 10 | 1 | 6 | 5 | 0 |

Rushing Defense

| Rank, Team | G | Att | Net | Avg. | TD | Yds/Gm | W | L | T |
|----------------------------|----|-----|-------|------|----|--------|---|---|---|
| 1. Duquesne | 10 | 370 | 725 | 1.96 | 6 | 72.5 | 7 | 3 | 0 |
| 2. Cornell..... | 10 | 360 | 883 | 2.45 | 6 | 88.3 | 6 | 4 | 0 |
| 3. Harvard | 10 | 344 | 917 | 2.67 | 12 | 91.7 | 7 | 3 | 0 |
| 4. Howard | 11 | 397 | 1,093 | 2.75 | 12 | 99.4 | 4 | 7 | 0 |
| 5. Alabama A&M..... | 12 | 388 | 1,233 | 3.18 | 10 | 102.8 | 9 | 3 | 0 |
| 6. Sacred Heart..... | 10 | 360 | 1,031 | 2.86 | 12 | 103.1 | 4 | 6 | 0 |
| 7. Monmouth..... | 10 | 315 | 1,042 | 3.31 | 6 | 104.2 | 6 | 4 | 0 |
| 8. Lehigh..... | 11 | 418 | 1,148 | 2.75 | 14 | 104.4 | 8 | 3 | 0 |
| 9. James Madison..... | 11 | 393 | 1,175 | 2.99 | 12 | 106.8 | 7 | 4 | 0 |
| 10. Penn | 10 | 381 | 1,080 | 2.83 | 7 | 108.0 | 5 | 5 | 0 |
| 11. Albany (N.Y.) | 11 | 410 | 1,244 | 3.03 | 9 | 113.1 | 5 | 6 | 0 |
| 11. Western Ky. | 11 | 399 | 1,244 | 3.12 | 18 | 113.1 | 6 | 5 | 0 |
| 13. Southern Ill. | 13 | 453 | 1,480 | 3.27 | 10 | 113.8 | 9 | 4 | 0 |
| 14. Cal Poly | 13 | 523 | 1,490 | 2.85 | 16 | 114.6 | 9 | 4 | 0 |
| 15. Delaware St. | 11 | 429 | 1,264 | 2.95 | 12 | 114.9 | 7 | 4 | 0 |
| 16. Princeton | 10 | 356 | 1,157 | 3.25 | 8 | 115.7 | 7 | 3 | 0 |
| 17. Massachusetts | 11 | 437 | 1,277 | 2.92 | 5 | 116.1 | 7 | 4 | 0 |
| 18. Central Conn. St. | 11 | 428 | 1,288 | 3.01 | 16 | 117.1 | 7 | 4 | 0 |
| 19. Idaho St. | 11 | 377 | 1,309 | 3.47 | 16 | 119.0 | 5 | 6 | 0 |
| 20. Delaware | 11 | 415 | 1,316 | 3.17 | 22 | 119.6 | 6 | 5 | 0 |
| 21. Nicholls St. | 10 | 362 | 1,198 | 3.31 | 11 | 119.8 | 6 | 4 | 0 |
| 22. Richmond..... | 13 | 461 | 1,561 | 3.39 | 10 | 120.1 | 9 | 4 | 0 |
| 23. Eastern Ill. | 12 | 411 | 1,458 | 3.55 | 14 | 121.5 | 9 | 3 | 0 |
| 24. Prairie View..... | 11 | 349 | 1,349 | 3.87 | 13 | 122.6 | 5 | 6 | 0 |
| 25. Portland St. | 11 | 367 | 1,383 | 3.77 | 18 | 125.7 | 6 | 5 | 0 |

| Rank, Team | G | Att | Net | Avg. | TD | Yds/Gm | W | L | T |
|-----------------------------|----|-----|-------|------|----|--------|----|---|---|
| 26. UNI | 15 | 568 | 1,907 | 3.36 | 15 | 127.1 | 11 | 4 | 0 |
| 27. Robert Morris..... | 10 | 392 | 1,288 | 3.29 | 11 | 128.8 | 2 | 8 | 0 |
| 28. Lafayette | 12 | 480 | 1,560 | 3.25 | 6 | 130.0 | 8 | 4 | 0 |
| 29. Colgate | 12 | 415 | 1,577 | 3.80 | 13 | 131.4 | 8 | 4 | 0 |
| 30. Youngstown St. | 11 | 398 | 1,468 | 3.69 | 10 | 133.5 | 8 | 3 | 0 |
| 31. Hampton | 12 | 469 | 1,616 | 3.45 | 16 | 134.7 | 11 | 1 | 0 |
| 32. Montana | 12 | 475 | 1,618 | 3.41 | 10 | 134.8 | 8 | 4 | 0 |
| 33. Texas St. | 14 | 537 | 1,907 | 3.55 | 18 | 136.2 | 11 | 3 | 0 |
| 34. Eastern Ky. | 11 | 434 | 1,521 | 3.50 | 17 | 138.3 | 7 | 4 | 0 |
| 35. San Diego..... | 12 | 417 | 1,663 | 3.99 | 18 | 138.6 | 11 | 1 | 0 |
| 36. South Carolina St. | 11 | 413 | 1,536 | 3.72 | 12 | 139.6 | 9 | 2 | 0 |
| 37. Mississippi Val. | 11 | 400 | 1,539 | 3.85 | 12 | 139.9 | 6 | 5 | 0 |
| 38. Jacksonville St. | 11 | 394 | 1,547 | 3.93 | 18 | 140.6 | 6 | 5 | 0 |
| 39. Western Ill. | 11 | 417 | 1,553 | 3.72 | 20 | 141.2 | 5 | 6 | 0 |
| 40. Dayton | 10 | 374 | 1,419 | 3.79 | 11 | 141.9 | 9 | 1 | 0 |
| 41. Grambling..... | 12 | 483 | 1,704 | 3.53 | 20 | 142.0 | 11 | 1 | 0 |
| 42. Marist..... | 11 | 387 | 1,591 | 4.11 | 25 | 144.6 | 7 | 4 | 0 |
| 43. Maine..... | 11 | 439 | 1,596 | 3.64 | 15 | 145.1 | 5 | 6 | 0 |
| 44. Coastal Caro. | 11 | 447 | 1,598 | 3.57 | 19 | 145.3 | 9 | 2 | 0 |
| 45. Davidson..... | 10 | 417 | 1,461 | 3.50 | 14 | 146.1 | 4 | 6 | 0 |
| 46. Southeastern La. | 10 | 390 | 1,463 | 3.75 | 23 | 146.3 | 4 | 6 | 0 |
| 47. Illinois St. | 11 | 434 | 1,628 | 3.75 | 15 | 148.0 | 7 | 4 | 0 |
| 48. Morehead St. | 12 | 425 | 1,790 | 4.21 | 21 | 149.2 | 8 | 4 | 0 |
| 49. Hofstra..... | 11 | 478 | 1,644 | 3.44 | 12 | 149.5 | 7 | 4 | 0 |
| 50. New Hampshire | 13 | 530 | 1,950 | 3.68 | 16 | 150.0 | 11 | 2 | 0 |
| 51. Stony Brook..... | 11 | 405 | 1,660 | 4.10 | 11 | 150.9 | 6 | 5 | 0 |
| 52. Yale..... | 10 | 394 | 1,528 | 3.88 | 11 | 152.8 | 4 | 6 | 0 |
| 53. Sacramento St. | 11 | 436 | 1,689 | 3.87 | 25 | 153.5 | 2 | 9 | 0 |

| Rank, Team | G | Att | Net | Avg. | TD | Yds/Gm | W | L | T | Rank, Team | G | Att | Net | Avg. | TD | Yds/Gm | W | L | T |
|----------------------------|----|-----|-------|------|----|--------|----|---|---|-----------------------------|----|-----|-------|------|----|--------|---|----|---|
| 54. Citadel..... | 11 | 467 | 1,706 | 3.65 | 27 | 155.1 | 4 | 7 | 0 | 88. Fordham..... | 11 | 505 | 2,031 | 4.02 | 23 | 184.6 | 2 | 9 | 0 |
| 55. Northwestern St..... | 10 | 409 | 1,566 | 3.83 | 12 | 156.6 | 5 | 5 | 0 | 89. Sam Houston St..... | 10 | 444 | 1,847 | 4.16 | 19 | 184.7 | 3 | 7 | 0 |
| 56. Tenn.-Martin..... | 11 | 412 | 1,740 | 4.22 | 19 | 158.2 | 6 | 5 | 0 | 90. Georgetown..... | 11 | 539 | 2,045 | 3.79 | 18 | 185.9 | 4 | 7 | 0 |
| 57. Iona..... | 10 | 414 | 1,584 | 3.83 | 21 | 158.4 | 3 | 7 | 0 | 91. Florida A&M..... | 11 | 483 | 2,056 | 4.26 | 21 | 186.9 | 6 | 5 | 0 |
| 58. Weber St..... | 11 | 414 | 1,750 | 4.23 | 16 | 159.1 | 6 | 5 | 0 | 92. Samford..... | 11 | 467 | 2,061 | 4.41 | 17 | 187.4 | 5 | 6 | 0 |
| 59. Drake..... | 10 | 424 | 1,594 | 3.76 | 12 | 159.4 | 6 | 4 | 0 | 93. Bucknell..... | 11 | 444 | 2,069 | 4.66 | 24 | 188.1 | 1 | 10 | 0 |
| 60. Eastern Wash..... | 12 | 426 | 1,922 | 4.51 | 18 | 160.2 | 7 | 5 | 0 | 94. Villanova..... | 11 | 485 | 2,083 | 4.29 | 27 | 189.4 | 4 | 7 | 0 |
| 61. Southeast Mo. St..... | 11 | 490 | 1,769 | 3.61 | 23 | 160.8 | 2 | 9 | 0 | 95. Norfolk St..... | 11 | 484 | 2,094 | 4.33 | 30 | 190.4 | 4 | 7 | 0 |
| 62. William & Mary..... | 11 | 443 | 1,774 | 4.00 | 21 | 161.3 | 5 | 6 | 0 | 96. Southern Utah..... | 10 | 440 | 1,938 | 4.40 | 22 | 193.8 | 1 | 9 | 0 |
| 63. La Salle..... | 11 | 423 | 1,777 | 4.20 | 19 | 161.5 | 4 | 7 | 0 | 97. Northeastern..... | 11 | 491 | 2,134 | 4.35 | 23 | 194.0 | 2 | 9 | 0 |
| 64. Bethune-Cookman..... | 11 | 464 | 1,798 | 3.88 | 19 | 163.5 | 7 | 4 | 0 | 98. Valparaiso..... | 11 | 422 | 2,179 | 5.16 | 26 | 198.1 | 3 | 8 | 0 |
| 65. Alcorn St..... | 11 | 463 | 1,800 | 3.89 | 18 | 163.6 | 6 | 5 | 0 | 99. Liberty..... | 11 | 511 | 2,205 | 4.32 | 28 | 200.5 | 1 | 10 | 0 |
| 66. Northern Ariz..... | 11 | 486 | 1,807 | 3.72 | 16 | 164.3 | 3 | 8 | 0 | 100. Holy Cross..... | 11 | 504 | 2,259 | 4.48 | 16 | 205.4 | 6 | 5 | 0 |
| 67. Tennessee St..... | 11 | 478 | 1,821 | 3.81 | 23 | 165.5 | 2 | 9 | 0 | 101. St. Francis (Pa.)..... | 11 | 421 | 2,268 | 5.39 | 28 | 206.2 | 3 | 8 | 0 |
| 68. Appalachian St..... | 15 | 666 | 2,497 | 3.75 | 20 | 166.5 | 12 | 3 | 0 | 102. Texas Southern..... | 11 | 474 | 2,291 | 4.83 | 23 | 208.3 | 1 | 10 | 0 |
| 69. Montana St..... | 11 | 475 | 1,832 | 3.86 | 18 | 166.5 | 7 | 4 | 0 | 102. Gardner-Webb..... | 11 | 481 | 2,291 | 4.76 | 28 | 208.3 | 5 | 6 | 0 |
| 70. Southern U..... | 9 | 368 | 1,507 | 4.10 | 15 | 167.4 | 4 | 5 | 0 | 104. Missouri St..... | 10 | 406 | 2,118 | 5.22 | 29 | 211.8 | 4 | 6 | 0 |
| 71. Tennessee Tech..... | 11 | 424 | 1,853 | 4.37 | 17 | 168.5 | 4 | 7 | 0 | 105. N.C. A&T..... | 11 | 480 | 2,331 | 4.86 | 18 | 211.9 | 3 | 8 | 0 |
| 72. Dartmouth..... | 10 | 464 | 1,689 | 3.64 | 19 | 168.9 | 2 | 8 | 0 | 106. VMI..... | 11 | 500 | 2,333 | 4.67 | 27 | 212.1 | 3 | 8 | 0 |
| 73. Rhode Island..... | 11 | 458 | 1,858 | 4.06 | 24 | 168.9 | 4 | 7 | 0 | 107. Murray St..... | 11 | 478 | 2,436 | 5.10 | 21 | 221.5 | 2 | 9 | 0 |
| 74. Brown..... | 10 | 384 | 1,697 | 4.42 | 14 | 169.7 | 9 | 1 | 0 | 108. Savannah St..... | 11 | 476 | 2,475 | 5.20 | 36 | 225.0 | 0 | 11 | 0 |
| 75. Elon..... | 11 | 471 | 1,903 | 4.04 | 22 | 173.0 | 3 | 8 | 0 | 109. St. Peter's..... | 10 | 413 | 2,256 | 5.46 | 29 | 225.6 | 1 | 9 | 0 |
| 76. Wagner..... | 11 | 431 | 1,909 | 4.43 | 18 | 173.5 | 6 | 5 | 0 | 110. Morgan St..... | 11 | 499 | 2,490 | 4.99 | 35 | 226.4 | 2 | 9 | 0 |
| 77. Jacksonville..... | 8 | 336 | 1,403 | 4.18 | 15 | 175.4 | 4 | 4 | 0 | 111. Jackson St..... | 11 | 497 | 2,522 | 5.07 | 30 | 229.3 | 2 | 9 | 0 |
| 78. Towson..... | 11 | 439 | 1,941 | 4.42 | 28 | 176.5 | 6 | 5 | 0 | 112. Austin Peay..... | 11 | 457 | 2,563 | 5.61 | 31 | 233.0 | 2 | 9 | 0 |
| 79. Furman..... | 14 | 577 | 2,488 | 4.31 | 29 | 177.7 | 11 | 3 | 0 | 113. Columbia..... | 10 | 484 | 2,363 | 4.88 | 26 | 236.3 | 2 | 8 | 0 |
| 80. Wofford..... | 11 | 456 | 1,959 | 4.30 | 19 | 178.1 | 6 | 5 | 0 | 114. Butler..... | 11 | 525 | 2,823 | 5.38 | 33 | 256.6 | 0 | 11 | 0 |
| 81. Western Caro..... | 9 | 391 | 1,604 | 4.10 | 8 | 178.2 | 5 | 4 | 0 | 115. Indiana St..... | 11 | 507 | 2,830 | 5.58 | 37 | 257.3 | 0 | 11 | 0 |
| 82. Alabama St..... | 11 | 422 | 1,962 | 4.65 | 13 | 178.4 | 6 | 5 | 0 | 116. Chattanooga..... | 11 | 520 | 2,875 | 5.53 | 33 | 261.4 | 6 | 5 | 0 |
| 83. Charleston So..... | 11 | 472 | 1,970 | 4.17 | 19 | 179.1 | 7 | 4 | 0 | * UC Davis..... | 11 | 326 | 962 | 2.95 | 7 | 87.5 | 6 | 5 | 0 |
| 84. McNeese St..... | 9 | 399 | 1,642 | 4.12 | 25 | 182.4 | 5 | 4 | 0 | * North Dakota St..... | 11 | 378 | 1,342 | 3.55 | 10 | 122.0 | 7 | 4 | 0 |
| 85. Ga. Southern..... | 12 | 464 | 2,194 | 4.73 | 18 | 182.8 | 8 | 4 | 0 | * South Dakota St..... | 11 | 412 | 1,726 | 4.19 | 22 | 156.9 | 6 | 5 | 0 |
| 86. Stephen F. Austin..... | 11 | 446 | 2,013 | 4.51 | 26 | 183.0 | 5 | 6 | 0 | * Northern Colo..... | 11 | 456 | 1,978 | 4.34 | 27 | 179.8 | 4 | 7 | 0 |
| 87. Ark.-Pine Bluff..... | 11 | 422 | 2,021 | 4.79 | 20 | 183.7 | 3 | 8 | 0 | | | | | | | | | | |

STATISTICAL LEADERS

Pass Defense

| Rank, Team | G | Att | Comp | Pct | Yds/Cmp | Int | IPct | Yds | Yds/Att | TD | Yds/Gm | CM | W | L | T |
|---------------------------|----|-----|------|-------|---------|-----|------|-------|---------|----|--------|----|----|----|---|
| 1. Western Caro..... | 9 | 232 | 113 | 48.71 | 10.54 | 15 | 6.47 | 1,191 | 5.13 | 14 | 132.33 | 0 | 5 | 4 | 0 |
| 2. Duquesne..... | 10 | 304 | 130 | 42.76 | 10.26 | 18 | 5.92 | 1,334 | 4.39 | 11 | 133.40 | 0 | 7 | 3 | 0 |
| 3. Hampton..... | 12 | 343 | 155 | 45.19 | 10.55 | 12 | 3.50 | 1,635 | 4.77 | 6 | 136.25 | 3 | 11 | 1 | 0 |
| 4. Georgetown..... | 11 | 243 | 145 | 59.67 | 10.39 | 4 | 1.65 | 1,506 | 6.20 | 16 | 136.91 | 0 | 4 | 7 | 0 |
| 5. Massachusetts..... | 11 | 247 | 136 | 55.06 | 11.74 | 18 | 7.29 | 1,596 | 6.46 | 9 | 145.09 | 1 | 7 | 4 | 0 |
| 6. South Carolina St..... | 11 | 290 | 151 | 52.07 | 10.77 | 8 | 2.76 | 1,626 | 5.61 | 8 | 147.82 | 1 | 9 | 2 | 0 |
| 7. Dayton..... | 10 | 243 | 126 | 51.85 | 12.11 | 15 | 6.17 | 1,526 | 6.28 | 8 | 152.60 | 1 | 9 | 1 | 0 |
| 8. N.C. A&T..... | 11 | 236 | 119 | 50.42 | 14.29 | 9 | 3.81 | 1,701 | 7.21 | 14 | 154.64 | 1 | 3 | 8 | 0 |
| 9. Delaware St..... | 11 | 284 | 126 | 44.37 | 13.51 | 16 | 5.63 | 1,702 | 5.99 | 10 | 154.73 | 1 | 7 | 4 | 0 |
| 10. San Diego..... | 12 | 328 | 164 | 50.00 | 11.41 | 15 | 4.57 | 1,872 | 5.71 | 9 | 156.00 | 0 | 11 | 1 | 0 |
| 11. Howard..... | 11 | 262 | 147 | 56.11 | 11.70 | 13 | 4.96 | 1,720 | 6.56 | 12 | 156.36 | 0 | 4 | 7 | 0 |
| 12. Norfolk St..... | 11 | 255 | 112 | 43.92 | 15.61 | 10 | 3.92 | 1,748 | 6.85 | 14 | 158.91 | 3 | 4 | 7 | 0 |
| 13. Murray St..... | 11 | 273 | 153 | 56.04 | 11.58 | 8 | 2.93 | 1,771 | 6.49 | 19 | 161.00 | 0 | 2 | 9 | 0 |
| 14. Dartmouth..... | 10 | 275 | 160 | 58.18 | 10.11 | 13 | 4.73 | 1,618 | 5.88 | 10 | 161.80 | 0 | 2 | 8 | 0 |
| 15. Appalachian St..... | 15 | 389 | 216 | 55.53 | 11.41 | 18 | 4.63 | 2,464 | 6.33 | 12 | 164.27 | 0 | 12 | 3 | 0 |
| 16. Montana St..... | 11 | 304 | 154 | 50.66 | 11.83 | 11 | 3.62 | 1,822 | 5.99 | 11 | 165.64 | 2 | 7 | 4 | 0 |
| 17. Tenn.-Martin..... | 11 | 260 | 136 | 52.31 | 13.43 | 15 | 5.77 | 1,827 | 7.03 | 19 | 166.09 | 1 | 6 | 5 | 0 |
| 18. Elon..... | 11 | 258 | 137 | 53.10 | 13.39 | 8 | 3.10 | 1,835 | 7.11 | 13 | 166.82 | 0 | 3 | 8 | 0 |
| 19. Lafayette..... | 12 | 355 | 176 | 49.58 | 11.38 | 11 | 3.10 | 2,003 | 5.64 | 16 | 166.92 | 0 | 8 | 4 | 0 |
| 20. Savannah St..... | 11 | 222 | 121 | 54.50 | 15.47 | 9 | 4.05 | 1,872 | 8.43 | 27 | 170.18 | 0 | 0 | 11 | 0 |
| 21. Cornell..... | 10 | 251 | 125 | 49.80 | 13.84 | 10 | 3.98 | 1,730 | 6.89 | 16 | 173.00 | 0 | 6 | 4 | 0 |
| 22. Tennessee St..... | 11 | 287 | 169 | 58.89 | 11.28 | 11 | 3.83 | 1,907 | 6.64 | 13 | 173.36 | 1 | 2 | 9 | 0 |
| 23. Jacksonville..... | 8 | 238 | 110 | 46.22 | 12.62 | 5 | 2.10 | 1,388 | 5.83 | 13 | 173.50 | 1 | 4 | 4 | 0 |
| 24. Bethune-Cookman..... | 11 | 321 | 149 | 46.42 | 12.84 | 10 | 3.12 | 1,913 | 5.96 | 12 | 173.91 | 0 | 7 | 4 | 0 |
| 25. Chattanooga..... | 11 | 245 | 140 | 57.14 | 13.76 | 7 | 2.86 | 1,927 | 7.87 | 11 | 175.18 | 0 | 6 | 5 | 0 |
| 26. VMI..... | 11 | 283 | 174 | 61.48 | 11.16 | 11 | 3.89 | 1,942 | 6.86 | 13 | 176.55 | 0 | 3 | 8 | 0 |
| 27. Colgate..... | 12 | 352 | 180 | 51.14 | 11.83 | 19 | 5.40 | 2,129 | 6.05 | 12 | 177.42 | 1 | 8 | 4 | 0 |
| 28. Texas St..... | 14 | 346 | 165 | 47.69 | 15.07 | 16 | 4.62 | 2,487 | 7.19 | 17 | 177.64 | 2 | 11 | 3 | 0 |
| 29. Alabama St..... | 11 | 280 | 139 | 49.64 | 14.10 | 8 | 2.86 | 1,960 | 7.00 | 16 | 178.18 | 0 | 6 | 5 | 0 |
| 30. Maine..... | 11 | 316 | 170 | 53.80 | 11.68 | 11 | 3.48 | 1,985 | 6.28 | 13 | 180.45 | 1 | 5 | 6 | 0 |
| 31. James Madison..... | 11 | 325 | 183 | 56.31 | 10.88 | 12 | 3.69 | 1,991 | 6.13 | 8 | 181.00 | 1 | 7 | 4 | 0 |
| 32. Princeton..... | 10 | 296 | 143 | 48.31 | 12.72 | 19 | 6.42 | 1,819 | 6.15 | 12 | 181.90 | 0 | 7 | 3 | 0 |
| 33. Grambling..... | 12 | 361 | 179 | 49.58 | 12.21 | 17 | 4.71 | 2,186 | 6.06 | 11 | 182.17 | 0 | 11 | 1 | 0 |
| 34. St. Peter's..... | 10 | 217 | 133 | 61.29 | 13.74 | 8 | 3.69 | 1,827 | 8.42 | 19 | 182.70 | 2 | 1 | 9 | 0 |
| 35. Columbia..... | 10 | 257 | 146 | 56.81 | 12.55 | 8 | 3.11 | 1,833 | 7.13 | 12 | 183.30 | 0 | 2 | 8 | 0 |
| 36. Iona..... | 10 | 258 | 141 | 54.65 | 13.14 | 6 | 2.33 | 1,853 | 7.18 | 17 | 185.30 | 1 | 3 | 7 | 0 |
| 37. Southern Utah..... | 10 | 292 | 144 | 49.32 | 12.94 | 6 | 2.05 | 1,864 | 6.38 | 12 | 186.40 | 0 | 1 | 9 | 0 |
| 38. Alcorn St..... | 11 | 305 | 158 | 51.80 | 13.01 | 14 | 4.59 | 2,056 | 6.74 | 17 | 186.91 | 0 | 6 | 5 | 0 |
| 38. Jackson St..... | 11 | 232 | 158 | 68.10 | 13.01 | 8 | 3.45 | 2,056 | 8.86 | 16 | 186.91 | 1 | 2 | 9 | 0 |
| 40. Brown..... | 10 | 309 | 165 | 53.40 | 11.33 | 13 | 4.21 | 1,870 | 6.05 | 13 | 187.00 | 2 | 9 | 1 | 0 |
| 41. Weber St..... | 11 | 338 | 157 | 46.45 | 13.15 | 8 | 2.37 | 2,064 | 6.11 | 12 | 187.64 | 0 | 6 | 5 | 0 |
| 42. Samford..... | 11 | 306 | 173 | 56.54 | 11.95 | 12 | 3.92 | 2,067 | 6.75 | 16 | 187.91 | 1 | 5 | 6 | 0 |
| 43. Nicholls St..... | 10 | 285 | 153 | 53.68 | 12.37 | 12 | 4.21 | 1,893 | 6.64 | 19 | 189.30 | 1 | 6 | 4 | 0 |

| Rank | Team | G | Att | Comp | Pct | Yds/Cmp | Int | IPct | Yds | Yds/Att | TD | Yds/Gm | CM | W | L | T |
|------|-------------------|----|-----|------|-------|---------|-----|------|-------|---------|----|--------|----|----|----|---|
| 44. | Eastern Ky. | 11 | 334 | 168 | 50.30 | 12.46 | 19 | 5.69 | 2,093 | 6.27 | 9 | 190.27 | 0 | 7 | 4 | 0 |
| 45. | Furman | 14 | 402 | 241 | 59.95 | 11.07 | 10 | 2.49 | 2,668 | 6.64 | 18 | 190.57 | 1 | 11 | 3 | 0 |
| 46. | Villanova | 11 | 280 | 165 | 58.93 | 12.76 | 6 | 2.14 | 2,105 | 7.52 | 12 | 191.36 | 0 | 4 | 7 | 0 |
| 47. | Yale | 10 | 332 | 187 | 56.33 | 10.24 | 16 | 4.82 | 1,915 | 5.77 | 12 | 191.50 | 2 | 4 | 6 | 0 |
| 48. | Coastal Caro. | 11 | 333 | 195 | 58.56 | 10.84 | 17 | 5.11 | 2,114 | 6.35 | 8 | 192.18 | 0 | 9 | 2 | 0 |
| 49. | Albany (N.Y.) | 11 | 341 | 195 | 57.18 | 10.85 | 7 | 2.05 | 2,115 | 6.20 | 11 | 192.27 | 1 | 5 | 6 | 0 |
| 50. | Davidson | 10 | 267 | 154 | 57.68 | 12.51 | 19 | 7.12 | 1,927 | 7.22 | 14 | 192.70 | 1 | 4 | 6 | 0 |
| 51. | St. Francis (Pa.) | 11 | 287 | 165 | 57.49 | 12.85 | 11 | 3.83 | 2,121 | 7.39 | 16 | 192.82 | 0 | 3 | 8 | 0 |
| 52. | Morgan St. | 11 | 250 | 132 | 52.80 | 16.22 | 9 | 3.60 | 2,141 | 8.56 | 12 | 194.64 | 0 | 2 | 9 | 0 |
| 53. | Penn. | 10 | 306 | 170 | 55.56 | 11.47 | 8 | 2.61 | 1,950 | 6.37 | 20 | 195.00 | 0 | 5 | 5 | 0 |
| 54. | Fordham | 11 | 281 | 159 | 56.58 | 13.50 | 9 | 3.20 | 2,146 | 7.64 | 14 | 195.09 | 1 | 2 | 9 | 0 |
| 54. | Illinois St. | 11 | 334 | 196 | 58.68 | 10.95 | 10 | 2.99 | 2,146 | 6.43 | 15 | 195.09 | 0 | 7 | 4 | 0 |
| 56. | Holy Cross | 11 | 305 | 170 | 55.74 | 12.65 | 11 | 3.61 | 2,150 | 7.05 | 18 | 195.45 | 1 | 6 | 5 | 0 |
| 56. | Towson | 11 | 301 | 170 | 56.48 | 12.65 | 10 | 3.32 | 2,150 | 7.14 | 16 | 195.45 | 0 | 6 | 5 | 0 |
| 58. | Bucknell | 11 | 274 | 156 | 56.93 | 13.80 | 20 | 7.30 | 2,153 | 7.86 | 16 | 195.73 | 1 | 1 | 10 | 0 |
| 59. | Florida A&M | 11 | 276 | 154 | 55.80 | 14.06 | 9 | 3.26 | 2,166 | 7.85 | 8 | 196.91 | 1 | 6 | 5 | 0 |
| 59. | Youngstown St. | 11 | 323 | 182 | 56.35 | 11.90 | 18 | 5.57 | 2,166 | 6.71 | 11 | 196.91 | 1 | 8 | 3 | 0 |
| 61. | Liberty | 11 | 291 | 182 | 62.54 | 11.92 | 2 | .69 | 2,169 | 7.45 | 17 | 197.18 | 3 | 1 | 10 | 0 |
| 62. | Alabama A&M | 12 | 360 | 176 | 48.89 | 13.60 | 16 | 4.44 | 2,394 | 6.65 | 19 | 199.50 | 1 | 9 | 3 | 0 |
| 63. | Drake | 10 | 293 | 178 | 60.75 | 11.22 | 13 | 4.44 | 1,997 | 6.82 | 18 | 199.70 | 0 | 6 | 4 | 0 |
| 64. | Hofstra | 11 | 360 | 194 | 53.89 | 11.37 | 12 | 3.33 | 2,205 | 6.13 | 16 | 200.45 | 1 | 7 | 4 | 0 |
| 65. | Northwestern St. | 10 | 271 | 143 | 52.77 | 14.10 | 7 | 2.58 | 2,017 | 7.44 | 15 | 201.70 | 0 | 5 | 5 | 0 |
| 66. | Wagner | 11 | 317 | 169 | 53.31 | 13.16 | 21 | 6.62 | 2,224 | 7.02 | 21 | 202.18 | 0 | 6 | 5 | 0 |
| 67. | Wofford | 11 | 315 | 195 | 61.90 | 11.43 | 15 | 4.76 | 2,229 | 7.08 | 17 | 202.64 | 1 | 6 | 5 | 0 |
| 68. | Eastern Wash. | 12 | 441 | 222 | 50.34 | 10.98 | 12 | 2.72 | 2,437 | 5.53 | 16 | 203.08 | 1 | 7 | 5 | 0 |
| 69. | Southeastern La. | 10 | 289 | 154 | 53.29 | 13.19 | 15 | 5.19 | 2,032 | 7.03 | 12 | 203.20 | 2 | 4 | 6 | 0 |
| 70. | Marist | 11 | 306 | 180 | 58.82 | 12.45 | 13 | 4.25 | 2,241 | 7.32 | 15 | 203.73 | 2 | 7 | 4 | 0 |
| 71. | Mississippi Val. | 11 | 297 | 161 | 54.21 | 13.96 | 10 | 3.37 | 2,248 | 7.57 | 23 | 204.36 | 2 | 6 | 5 | 0 |
| 72. | McNeese St. | 9 | 274 | 156 | 56.93 | 11.79 | 6 | 2.19 | 1,840 | 6.72 | 14 | 204.44 | 0 | 5 | 4 | 0 |
| 73. | Cal Poly | 13 | 402 | 209 | 51.99 | 12.72 | 17 | 4.23 | 2,659 | 6.61 | 13 | 204.54 | 0 | 9 | 4 | 0 |
| 74. | Ga. Southern | 12 | 311 | 186 | 59.81 | 13.29 | 14 | 4.50 | 2,472 | 7.95 | 18 | 206.00 | 1 | 8 | 4 | 0 |
| 75. | Citadel | 11 | 313 | 182 | 58.15 | 12.47 | 11 | 3.51 | 2,269 | 7.25 | 10 | 206.27 | 0 | 4 | 7 | 0 |
| 76. | Ark.-Pine Bluff | 11 | 312 | 177 | 56.73 | 12.88 | 6 | 1.92 | 2,279 | 7.30 | 17 | 207.18 | 1 | 3 | 8 | 0 |
| 77. | Southeast Mo. St. | 11 | 320 | 180 | 56.25 | 12.70 | 8 | 2.50 | 2,286 | 7.14 | 21 | 207.82 | 0 | 2 | 9 | 0 |
| 78. | Montana | 12 | 403 | 216 | 53.60 | 11.56 | 18 | 4.47 | 2,497 | 6.20 | 14 | 208.08 | 1 | 8 | 4 | 0 |
| 79. | Monmouth | 10 | 329 | 178 | 54.10 | 11.87 | 11 | 3.34 | 2,112 | 6.42 | 18 | 211.20 | 1 | 6 | 4 | 0 |
| 80. | Missouri St. | 10 | 303 | 188 | 62.05 | 11.26 | 5 | 1.65 | 2,116 | 6.98 | 10 | 211.60 | 1 | 4 | 6 | 0 |
| 81. | Northeastern | 11 | 269 | 182 | 67.66 | 12.80 | 8 | 2.97 | 2,329 | 8.66 | 20 | 211.73 | 0 | 2 | 9 | 0 |
| 82. | Sacramento St. | 11 | 343 | 180 | 52.48 | 13.01 | 13 | 3.79 | 2,341 | 6.83 | 15 | 212.82 | 0 | 2 | 9 | 0 |
| 83. | Northern Ariz. | 11 | 330 | 172 | 52.12 | 13.62 | 13 | 3.94 | 2,343 | 7.10 | 19 | 213.00 | 2 | 3 | 8 | 0 |
| 84. | Valparaiso | 11 | 261 | 152 | 58.24 | 15.52 | 6 | 2.30 | 2,359 | 9.04 | 25 | 214.45 | 2 | 3 | 8 | 0 |
| 85. | Jacksonville St. | 11 | 367 | 213 | 58.04 | 11.15 | 18 | 4.90 | 2,375 | 6.47 | 10 | 215.91 | 0 | 6 | 5 | 0 |
| 86. | Morehead St. | 12 | 378 | 207 | 54.76 | 12.53 | 15 | 3.97 | 2,593 | 6.86 | 23 | 216.08 | 1 | 8 | 4 | 0 |
| 87. | Idaho St. | 11 | 351 | 201 | 57.26 | 11.88 | 11 | 3.13 | 2,388 | 6.80 | 19 | 217.09 | 0 | 5 | 6 | 0 |
| 88. | Charleston So. | 11 | 342 | 171 | 50.00 | 14.05 | 9 | 2.63 | 2,402 | 7.02 | 19 | 218.36 | 1 | 7 | 4 | 0 |
| 89. | Harvard | 10 | 359 | 179 | 49.86 | 12.23 | 18 | 5.01 | 2,189 | 6.10 | 13 | 218.90 | 0 | 7 | 3 | 0 |
| 90. | Richmond | 13 | 451 | 260 | 57.65 | 10.96 | 14 | 3.10 | 2,850 | 6.32 | 20 | 219.23 | 0 | 9 | 4 | 0 |
| 91. | Eastern Ill. | 12 | 467 | 256 | 54.82 | 10.33 | 20 | 4.28 | 2,644 | 5.66 | 14 | 220.33 | 0 | 9 | 3 | 0 |
| 92. | Sam Houston St. | 10 | 327 | 171 | 52.29 | 12.89 | 7 | 2.14 | 2,204 | 6.74 | 16 | 220.40 | 1 | 3 | 7 | 0 |
| 93. | Lehigh | 11 | 368 | 207 | 56.25 | 11.76 | 17 | 4.62 | 2,435 | 6.62 | 14 | 221.36 | 0 | 8 | 3 | 0 |
| 94. | Butler | 11 | 278 | 182 | 65.47 | 13.52 | 4 | 1.44 | 2,461 | 8.85 | 27 | 223.73 | 0 | 0 | 11 | 0 |
| 95. | William & Mary | 11 | 340 | 206 | 60.59 | 11.95 | 19 | 5.59 | 2,462 | 7.24 | 14 | 223.82 | 0 | 5 | 6 | 0 |
| 96. | Gardner-Webb | 11 | 322 | 202 | 62.73 | 12.26 | 8 | 2.48 | 2,476 | 7.69 | 17 | 225.09 | 1 | 5 | 6 | 0 |
| 97. | Stephen F. Austin | 11 | 331 | 166 | 50.15 | 14.99 | 17 | 5.14 | 2,488 | 7.52 | 20 | 226.18 | 0 | 5 | 6 | 0 |
| 98. | Stony Brook | 11 | 342 | 201 | 58.77 | 12.58 | 10 | 2.92 | 2,529 | 7.39 | 21 | 229.91 | 2 | 6 | 5 | 0 |
| 99. | Tennessee Tech | 11 | 304 | 181 | 59.54 | 13.98 | 16 | 5.26 | 2,531 | 8.33 | 21 | 230.09 | 0 | 4 | 7 | 0 |
| 100. | Rhode Island | 11 | 334 | 215 | 64.37 | 11.84 | 7 | 2.10 | 2,545 | 7.62 | 13 | 231.36 | 0 | 4 | 7 | 0 |
| 100. | Western Ky. | 11 | 330 | 219 | 66.36 | 11.62 | 10 | 3.03 | 2,545 | 7.71 | 15 | 231.36 | 1 | 6 | 5 | 0 |
| 102. | Austin Peay | 11 | 288 | 178 | 61.81 | 14.70 | 11 | 3.82 | 2,617 | 9.09 | 23 | 237.91 | 1 | 2 | 9 | 0 |
| 103. | Portland St. | 11 | 400 | 230 | 57.50 | 11.44 | 14 | 3.50 | 2,632 | 6.58 | 14 | 239.27 | 1 | 6 | 5 | 0 |
| 104. | Indiana St. | 11 | 274 | 195 | 71.17 | 13.52 | 7 | 2.55 | 2,636 | 9.62 | 25 | 239.64 | 0 | 0 | 11 | 0 |
| 105. | Southern U. | 9 | 278 | 161 | 57.91 | 13.49 | 4 | 1.44 | 2,172 | 7.81 | 16 | 241.33 | 0 | 4 | 5 | 0 |
| 106. | Central Conn. St. | 11 | 363 | 218 | 60.06 | 12.28 | 15 | 4.13 | 2,678 | 7.38 | 17 | 243.45 | 1 | 7 | 4 | 0 |
| 107. | New Hampshire | 13 | 515 | 287 | 55.73 | 11.08 | 24 | 4.66 | 3,179 | 6.17 | 22 | 244.54 | 0 | 11 | 2 | 0 |
| 108. | Delaware | 11 | 383 | 234 | 61.10 | 11.51 | 8 | 2.09 | 2,694 | 7.03 | 13 | 244.91 | 1 | 6 | 5 | 0 |
| 109. | UNI | 15 | 507 | 312 | 61.54 | 11.94 | 12 | 2.37 | 3,725 | 7.35 | 28 | 248.33 | 1 | 11 | 4 | 0 |
| 110. | Western Ill. | 11 | 333 | 192 | 57.66 | 14.70 | 8 | 2.40 | 2,823 | 8.48 | 25 | 256.64 | 0 | 5 | 6 | 0 |
| 111. | Prairie View | 11 | 337 | 176 | 52.23 | 16.21 | 10 | 2.97 | 2,853 | 8.47 | 25 | 259.36 | 1 | 5 | 6 | 0 |
| 112. | Robert Morris | 10 | 328 | 177 | 53.96 | 14.73 | 13 | 3.96 | 2,607 | 7.95 | 22 | 260.70 | 0 | 2 | 8 | 0 |
| 113. | Texas Southern | 11 | 335 | 189 | 56.42 | 15.29 | 8 | 2.39 | 2,890 | 8.63 | 26 | 262.73 | 2 | 1 | 10 | 0 |
| 114. | Southern Ill. | 13 | 474 | 284 | 59.92 | 12.04 | 12 | 2.53 | 3,418 | 7.21 | 24 | 262.92 | 0 | 9 | 4 | 0 |
| 115. | La Salle | 11 | 393 | 212 | 53.94 | 13.72 | 17 | 4.33 | 2,908 | 7.40 | 28 | 264.36 | 4 | 4 | 7 | 0 |
| 116. | Sacred Heart | 10 | 359 | 189 | 52.65 | 14.65 | 8 | 2.23 | 2,769 | 7.71 | 23 | 276.90 | 1 | 4 | 6 | 0 |
| * | North Dakota St. | 11 | 293 | 169 | 52.07 | 10.77 | 15 | 2.76 | 1,653 | 5.61 | 9 | 150.27 | 0 | 7 | 4 | 0 |
| * | South Dakota St. | 11 | 314 | 193 | 57.18 | 10.85 | 15 | 2.05 | 2,117 | 6.20 | 11 | 192.45 | 1 | 6 | 5 | 0 |
| * | UC Davis | 11 | 394 | 197 | 50.00 | 10.95 | 16 | 2.99 | 2,147 | 6.43 | 10 | 195.18 | 0 | 6 | 5 | 0 |
| * | Northern Colo. | 11 | 350 | 207 | 52.77 | 14.10 | 20 | 2.58 | 2,219 | 7.44 | 8 | 201.73 | 0 | 4 | 7 | 0 |

Pass Efficiency Defense

| Rank | Team | G | Att | Comp | Pct | Int | IPct | Yds | Yds/Att | TD | TD Pct | Rating | W | L | T |
|------|--------------|----|-----|------|-------|-----|------|-------|---------|----|--------|--------|----|---|---|
| 1. | Duquesne | 10 | 304 | 130 | 42.76 | 18 | 5.92 | 1,334 | 4.39 | 11 | 3.62 | 79.76 | 7 | 3 | 0 |
| 2. | Hampton | 12 | 343 | 155 | 45.19 | 12 | 3.50 | 1,635 | 4.77 | 6 | 1.75 | 84.02 | 11 | 1 | 0 |
| 3. | Delaware St. | 11 | 284 | 126 | 44.37 | 16 | 5.63 | 1,702 | 5.99 | 10 | 3.52 | 95.09 | 7 | 4 | 0 |

| Rank, Team | G | Att | Comp | Pct | Int | IPct | Yds | Yds/Att | TD | TD Pct | Rating | W | L | T |
|------------------------|----|-----|------|-------|-----|------|-------|---------|----|--------|--------|----|----|---|
| 4. San Diego | 12 | 328 | 164 | 50.00 | 15 | 4.57 | 1,872 | 5.71 | 9 | 2.74 | 97.85 | 11 | 1 | 0 |
| 5. Western Caro. | 9 | 232 | 113 | 48.71 | 15 | 6.47 | 1,191 | 5.13 | 14 | 6.03 | 98.81 | 5 | 4 | 0 |
| 6. Eastern Ky. | 11 | 334 | 168 | 50.30 | 19 | 5.69 | 2,093 | 6.27 | 9 | 2.69 | 100.45 | 7 | 4 | 0 |
| 7. Princeton | 10 | 296 | 143 | 48.31 | 19 | 6.42 | 1,819 | 6.15 | 12 | 4.05 | 100.46 | 7 | 3 | 0 |
| 8. Grambling | 12 | 361 | 179 | 49.58 | 17 | 4.71 | 2,186 | 6.06 | 11 | 3.05 | 101.10 | 11 | 1 | 0 |
| 9. Colgate | 12 | 352 | 180 | 51.14 | 19 | 5.40 | 2,129 | 6.05 | 12 | 3.41 | 102.36 | 8 | 4 | 0 |
| 10. Bethune-Cookman | 11 | 321 | 149 | 46.42 | 10 | 3.12 | 1,913 | 5.96 | 12 | 3.74 | 102.57 | 7 | 4 | 0 |
| 11. South Carolina St. | 11 | 290 | 151 | 52.07 | 8 | 2.76 | 1,626 | 5.61 | 8 | 2.76 | 102.78 | 9 | 2 | 0 |
| 12. Harvard | 10 | 359 | 179 | 49.86 | 18 | 5.01 | 2,189 | 6.10 | 13 | 3.62 | 103.04 | 7 | 3 | 0 |
| 13. Dayton | 10 | 243 | 126 | 51.85 | 15 | 6.17 | 1,526 | 6.28 | 8 | 3.29 | 103.17 | 9 | 1 | 0 |
| 14. Eastern Wash. | 12 | 441 | 222 | 50.34 | 12 | 2.72 | 2,437 | 5.53 | 16 | 3.63 | 103.25 | 7 | 5 | 0 |
| 15. Eastern Ill. | 12 | 467 | 256 | 54.82 | 20 | 4.28 | 2,644 | 5.66 | 14 | 3.00 | 103.69 | 9 | 3 | 0 |
| 16. Weber St. | 11 | 338 | 157 | 46.45 | 8 | 2.37 | 2,064 | 6.11 | 12 | 3.55 | 104.68 | 6 | 5 | 0 |
| 17. Lafayette | 12 | 355 | 176 | 49.58 | 11 | 3.10 | 2,003 | 5.64 | 16 | 4.51 | 105.67 | 8 | 4 | 0 |
| 18. Montana St. | 11 | 304 | 154 | 50.66 | 11 | 3.62 | 1,822 | 5.99 | 11 | 3.62 | 105.75 | 7 | 4 | 0 |
| 19. Massachusetts | 11 | 247 | 136 | 55.06 | 18 | 7.29 | 1,596 | 6.46 | 9 | 3.64 | 106.83 | 7 | 4 | 0 |
| 20. Yale | 10 | 332 | 187 | 56.33 | 16 | 4.82 | 1,915 | 5.77 | 12 | 3.61 | 107.04 | 4 | 6 | 0 |
| 21. Montana | 12 | 403 | 216 | 53.60 | 18 | 4.47 | 2,497 | 6.20 | 14 | 3.47 | 108.18 | 8 | 4 | 0 |
| 22. James Madison | 11 | 325 | 183 | 56.31 | 12 | 3.69 | 1,991 | 6.13 | 8 | 2.46 | 108.50 | 7 | 4 | 0 |
| 23. Jacksonville | 8 | 238 | 110 | 46.22 | 5 | 2.10 | 1,388 | 5.83 | 13 | 5.46 | 109.01 | 4 | 4 | 0 |
| 24. Appalachian St. | 15 | 389 | 216 | 55.53 | 18 | 4.63 | 2,464 | 6.33 | 12 | 3.08 | 109.63 | 12 | 3 | 0 |
| 25. Coastal Caro. | 11 | 333 | 195 | 58.56 | 17 | 5.11 | 2,114 | 6.35 | 8 | 2.40 | 109.64 | 9 | 2 | 0 |
| 26. Brown | 10 | 309 | 165 | 53.40 | 13 | 4.21 | 1,870 | 6.05 | 13 | 4.21 | 109.70 | 9 | 1 | 0 |
| 27. Cal Poly | 13 | 402 | 209 | 51.99 | 17 | 4.23 | 2,659 | 6.61 | 13 | 3.23 | 109.78 | 9 | 4 | 0 |
| 28. Dartmouth | 10 | 275 | 160 | 58.18 | 13 | 4.73 | 1,618 | 5.88 | 10 | 3.64 | 110.17 | 2 | 8 | 0 |
| 29. Jacksonville St. | 11 | 367 | 213 | 58.04 | 18 | 4.90 | 2,375 | 6.47 | 10 | 2.72 | 111.54 | 6 | 5 | 0 |
| 30. Norfolk St. | 11 | 255 | 112 | 43.92 | 10 | 3.92 | 1,748 | 6.85 | 14 | 5.49 | 111.76 | 4 | 7 | 0 |
| 31. New Hampshire | 13 | 515 | 287 | 55.73 | 24 | 4.66 | 3,179 | 6.17 | 22 | 4.27 | 112.33 | 11 | 2 | 0 |
| 32. Southern Utah | 10 | 292 | 144 | 49.32 | 6 | 2.05 | 1,864 | 6.38 | 12 | 4.11 | 112.37 | 1 | 9 | 0 |
| 33. Youngstown St. | 11 | 323 | 182 | 56.35 | 18 | 5.57 | 2,166 | 6.71 | 11 | 3.41 | 112.72 | 8 | 3 | 0 |
| 34. Maine | 11 | 316 | 170 | 53.80 | 11 | 3.48 | 1,985 | 6.28 | 13 | 4.11 | 113.18 | 5 | 6 | 0 |
| 35. Alabama A&M | 12 | 360 | 176 | 48.89 | 16 | 4.44 | 2,394 | 6.65 | 19 | 5.28 | 113.29 | 9 | 3 | 0 |
| 36. Hofstra | 11 | 360 | 194 | 53.89 | 12 | 3.33 | 2,205 | 6.13 | 16 | 4.44 | 113.35 | 7 | 4 | 0 |
| 37. Texas St. | 14 | 346 | 165 | 47.69 | 16 | 4.62 | 2,487 | 7.19 | 17 | 4.91 | 115.04 | 11 | 3 | 0 |
| 38. Lehigh | 11 | 368 | 207 | 56.25 | 17 | 4.62 | 2,435 | 6.62 | 14 | 3.80 | 115.20 | 8 | 3 | 0 |
| 39. Southeastern La. | 10 | 289 | 154 | 53.29 | 15 | 5.19 | 2,032 | 7.03 | 12 | 4.15 | 115.68 | 4 | 6 | 0 |
| 40. Albany (N.Y.) | 11 | 341 | 195 | 57.18 | 7 | 2.05 | 2,115 | 6.20 | 11 | 3.23 | 115.84 | 5 | 6 | 0 |
| 41. Howard | 11 | 262 | 147 | 56.11 | 13 | 4.96 | 1,720 | 6.56 | 12 | 4.58 | 116.44 | 4 | 7 | 0 |
| 42. Sacramento St. | 11 | 343 | 180 | 52.48 | 13 | 3.79 | 2,341 | 6.83 | 15 | 4.37 | 116.68 | 2 | 9 | 0 |
| 43. Portland St. | 11 | 400 | 230 | 57.50 | 14 | 3.50 | 2,632 | 6.58 | 14 | 3.50 | 117.32 | 6 | 5 | 0 |
| 44. Alcorn St. | 11 | 305 | 158 | 51.80 | 14 | 4.59 | 2,056 | 6.74 | 17 | 5.57 | 117.64 | 6 | 5 | 0 |
| 45. Richmond | 13 | 451 | 260 | 57.65 | 14 | 3.10 | 2,850 | 6.32 | 20 | 4.43 | 119.11 | 9 | 4 | 0 |
| 46. Monmouth | 10 | 329 | 178 | 54.10 | 11 | 3.34 | 2,112 | 6.42 | 18 | 5.47 | 119.39 | 6 | 4 | 0 |
| 47. Cornell | 10 | 251 | 125 | 49.80 | 10 | 3.98 | 1,730 | 6.89 | 16 | 6.37 | 120.76 | 6 | 4 | 0 |
| 48. Sam Houston St. | 10 | 327 | 171 | 52.29 | 7 | 2.14 | 2,204 | 6.74 | 16 | 4.89 | 120.78 | 3 | 7 | 0 |
| 49. Wagner | 11 | 317 | 169 | 53.31 | 21 | 6.62 | 2,224 | 7.02 | 21 | 6.62 | 120.84 | 6 | 5 | 0 |
| 50. Davidson | 10 | 267 | 154 | 57.68 | 19 | 7.12 | 1,927 | 7.22 | 14 | 5.24 | 121.40 | 4 | 6 | 0 |
| 51. Illinois St. | 11 | 334 | 196 | 58.68 | 10 | 2.99 | 2,146 | 6.43 | 15 | 4.49 | 121.50 | 7 | 4 | 0 |
| 52. Alabama St. | 11 | 280 | 139 | 49.64 | 8 | 2.86 | 1,960 | 7.00 | 16 | 5.71 | 121.54 | 6 | 5 | 0 |
| 53. Tennessee St. | 11 | 287 | 169 | 58.89 | 11 | 3.83 | 1,907 | 6.64 | 13 | 4.53 | 122.00 | 2 | 9 | 0 |
| 54. Charleston So. | 11 | 342 | 171 | 50.00 | 9 | 2.63 | 2,402 | 7.02 | 19 | 5.56 | 122.07 | 7 | 4 | 0 |
| 55. Citadel | 11 | 313 | 182 | 58.15 | 11 | 3.51 | 2,269 | 7.25 | 10 | 3.19 | 122.51 | 4 | 7 | 0 |
| 56. Samford | 11 | 306 | 173 | 56.54 | 12 | 3.92 | 2,067 | 6.75 | 16 | 5.23 | 122.65 | 5 | 6 | 0 |
| 57. Northern Ariz. | 11 | 330 | 172 | 52.12 | 13 | 3.94 | 2,343 | 7.10 | 19 | 5.76 | 122.86 | 3 | 8 | 0 |
| 58. N.C. A&T | 11 | 236 | 119 | 50.42 | 9 | 3.81 | 1,701 | 7.21 | 14 | 5.93 | 122.89 | 3 | 8 | 0 |
| 59. Stephen F. Austin | 11 | 331 | 166 | 50.15 | 17 | 5.14 | 2,488 | 7.52 | 20 | 6.04 | 123.01 | 5 | 6 | 0 |
| 60. Nicholls St. | 10 | 285 | 153 | 53.68 | 12 | 4.21 | 1,893 | 6.64 | 19 | 6.67 | 123.07 | 6 | 4 | 0 |
| 61. Elon | 11 | 258 | 137 | 53.10 | 8 | 3.10 | 1,835 | 7.11 | 13 | 5.04 | 123.27 | 3 | 8 | 0 |
| 62. William & Mary | 11 | 340 | 206 | 60.59 | 19 | 5.59 | 2,462 | 7.24 | 14 | 4.12 | 123.84 | 5 | 6 | 0 |
| 63. Tenn.-Martin | 11 | 260 | 136 | 52.31 | 15 | 5.77 | 1,827 | 7.03 | 19 | 7.31 | 123.90 | 6 | 5 | 0 |
| 64. Morehead St. | 12 | 378 | 207 | 54.76 | 15 | 3.97 | 2,593 | 6.86 | 23 | 6.08 | 124.57 | 8 | 4 | 0 |
| 65. Florida A&M | 11 | 276 | 154 | 55.80 | 9 | 3.26 | 2,166 | 7.85 | 8 | 2.90 | 124.77 | 6 | 5 | 0 |
| 66. Penn | 10 | 306 | 170 | 55.56 | 8 | 2.61 | 1,950 | 6.37 | 20 | 6.54 | 125.47 | 5 | 5 | 0 |
| 67. Furman | 14 | 402 | 241 | 59.95 | 10 | 2.49 | 2,668 | 6.64 | 18 | 4.48 | 125.55 | 11 | 3 | 0 |
| 68. McNeese St. | 9 | 274 | 156 | 56.93 | 6 | 2.19 | 1,840 | 6.72 | 14 | 5.11 | 125.79 | 5 | 4 | 0 |
| 69. Columbia | 10 | 257 | 146 | 56.81 | 8 | 3.11 | 1,833 | 7.13 | 12 | 4.67 | 125.89 | 2 | 8 | 0 |
| 70. Idaho St. | 11 | 351 | 201 | 57.26 | 11 | 3.13 | 2,388 | 6.80 | 19 | 5.41 | 126.04 | 5 | 6 | 0 |
| 71. VMI | 11 | 283 | 174 | 61.48 | 11 | 3.89 | 1,942 | 6.86 | 13 | 4.59 | 126.53 | 3 | 8 | 0 |
| 72. Holy Cross | 11 | 305 | 170 | 55.74 | 11 | 3.61 | 2,150 | 7.05 | 18 | 5.90 | 127.18 | 6 | 5 | 0 |
| 73. Delaware | 11 | 383 | 234 | 61.10 | 8 | 2.09 | 2,694 | 7.03 | 13 | 3.39 | 127.21 | 6 | 5 | 0 |
| 74. Towson | 11 | 301 | 170 | 56.48 | 10 | 3.32 | 2,150 | 7.14 | 16 | 5.32 | 127.40 | 6 | 5 | 0 |
| 75. Bucknell | 11 | 274 | 156 | 56.93 | 20 | 7.30 | 2,153 | 7.86 | 16 | 5.84 | 127.58 | 1 | 10 | 0 |
| 76. Murray St. | 11 | 273 | 153 | 56.04 | 8 | 2.93 | 1,771 | 6.49 | 19 | 6.96 | 127.60 | 2 | 9 | 0 |
| 77. Marist | 11 | 306 | 180 | 58.82 | 13 | 4.25 | 2,241 | 7.32 | 15 | 4.90 | 128.00 | 7 | 4 | 0 |
| 78. Missouri St. | 10 | 303 | 188 | 62.05 | 5 | 1.65 | 2,116 | 6.98 | 10 | 3.30 | 128.25 | 4 | 6 | 0 |
| 79. Northwestern St. | 10 | 271 | 143 | 52.77 | 7 | 2.58 | 2,017 | 7.44 | 15 | 5.54 | 128.42 | 5 | 5 | 0 |
| 80. Central Conn. St. | 11 | 363 | 218 | 60.06 | 15 | 4.13 | 2,678 | 7.38 | 17 | 4.68 | 129.26 | 7 | 4 | 0 |
| 81. Drake | 10 | 293 | 178 | 60.75 | 13 | 4.44 | 1,997 | 6.82 | 18 | 6.14 | 129.45 | 6 | 4 | 0 |
| 82. Wofford | 11 | 315 | 195 | 61.90 | 15 | 4.76 | 2,229 | 7.08 | 17 | 5.40 | 129.63 | 6 | 5 | 0 |
| 83. Georgetown | 11 | 243 | 145 | 59.67 | 4 | 1.65 | 1,506 | 6.20 | 16 | 6.58 | 130.20 | 4 | 7 | 0 |
| 84. St. Francis (Pa.) | 11 | 287 | 165 | 57.49 | 11 | 3.83 | 2,121 | 7.39 | 16 | 5.57 | 130.31 | 3 | 8 | 0 |
| 85. Fordham | 11 | 281 | 159 | 56.58 | 9 | 3.20 | 2,146 | 7.64 | 14 | 4.98 | 130.79 | 2 | 9 | 0 |
| 86. La Salle | 11 | 393 | 212 | 53.94 | 17 | 4.33 | 2,908 | 7.40 | 28 | 7.12 | 130.92 | 4 | 7 | 0 |
| 87. Villanova | 11 | 280 | 165 | 58.93 | 6 | 2.14 | 2,105 | 7.52 | 12 | 4.29 | 131.91 | 4 | 7 | 0 |
| 88. Iona | 10 | 258 | 141 | 54.65 | 6 | 2.33 | 1,853 | 7.18 | 17 | 6.59 | 132.12 | 3 | 7 | 0 |

STATISTICAL LEADERS

| Rank, Team | G | Aff | Comp | Pct | Int | IPct | Yds | Yds/Aff | TD | TD Pct | Rating | W | L | T |
|-----------------------|----|-----|------|-------|-----|------|-------|---------|----|--------|--------|----|----|---|
| 88. Southern Ill. | 13 | 474 | 284 | 59.92 | 12 | 2.53 | 3,418 | 7.21 | 24 | 5.06 | 132.12 | 9 | 4 | 0 |
| 90. Ark.-Pine Bluff | 11 | 312 | 177 | 56.73 | 6 | 1.92 | 2,279 | 7.30 | 17 | 5.45 | 132.19 | 3 | 8 | 0 |
| 91. Chattanooga | 11 | 245 | 140 | 57.14 | 7 | 2.86 | 1,927 | 7.87 | 11 | 4.49 | 132.27 | 6 | 5 | 0 |
| 92. Southeast Mo. St. | 11 | 320 | 180 | 56.25 | 8 | 2.50 | 2,286 | 7.14 | 21 | 6.56 | 132.96 | 2 | 9 | 0 |
| 93. Morgan St. | 11 | 250 | 132 | 52.80 | 9 | 3.60 | 2,141 | 8.56 | 12 | 4.80 | 133.38 | 2 | 9 | 0 |
| 94. Sacred Heart | 10 | 359 | 189 | 52.65 | 8 | 2.23 | 2,769 | 7.71 | 23 | 6.41 | 134.08 | 4 | 6 | 0 |
| 95. Robert Morris | 10 | 328 | 177 | 53.96 | 13 | 3.96 | 2,607 | 7.95 | 22 | 6.71 | 134.97 | 2 | 8 | 0 |
| 96. Stony Brook | 11 | 342 | 201 | 58.77 | 10 | 2.92 | 2,529 | 7.39 | 21 | 6.14 | 135.33 | 6 | 5 | 0 |
| 97. Mississippi Val. | 11 | 297 | 161 | 54.21 | 10 | 3.37 | 2,248 | 7.57 | 23 | 7.74 | 136.60 | 6 | 5 | 0 |
| 98. Ga. Southern | 12 | 311 | 186 | 59.81 | 14 | 4.50 | 2,472 | 7.95 | 18 | 5.79 | 136.66 | 8 | 4 | 0 |
| 99. UNI | 15 | 507 | 312 | 61.54 | 12 | 2.37 | 3,725 | 7.35 | 28 | 5.52 | 136.71 | 11 | 4 | 0 |
| 100. Rhode Island | 11 | 334 | 215 | 64.37 | 7 | 2.10 | 2,545 | 7.62 | 13 | 3.89 | 137.06 | 4 | 7 | 0 |
| 101. Southern U. | 9 | 278 | 161 | 57.91 | 4 | 1.44 | 2,172 | 7.81 | 16 | 5.76 | 139.64 | 4 | 5 | 0 |
| 102. Gardner-Webb | 11 | 322 | 202 | 62.73 | 8 | 2.48 | 2,476 | 7.69 | 17 | 5.28 | 139.74 | 5 | 6 | 0 |
| 103. Western Ky. | 11 | 330 | 219 | 66.36 | 10 | 3.03 | 2,545 | 7.71 | 15 | 4.55 | 140.12 | 6 | 5 | 0 |
| 104. Tennessee Tech | 11 | 304 | 181 | 59.54 | 16 | 5.26 | 2,531 | 8.33 | 21 | 6.91 | 141.71 | 4 | 7 | 0 |
| 105. Prairie View | 11 | 337 | 176 | 52.23 | 10 | 2.97 | 2,853 | 8.47 | 25 | 7.42 | 141.86 | 5 | 6 | 0 |
| 106. Liberty | 11 | 291 | 182 | 62.54 | 2 | .69 | 2,169 | 7.45 | 17 | 5.84 | 143.01 | 1 | 10 | 0 |
| 107. Western Ill. | 11 | 333 | 192 | 57.66 | 8 | 2.40 | 2,823 | 8.48 | 25 | 7.51 | 148.88 | 5 | 6 | 0 |
| 108. Texas Southern | 11 | 335 | 189 | 56.42 | 8 | 2.39 | 2,890 | 8.63 | 26 | 7.76 | 149.70 | 1 | 10 | 0 |
| 109. St. Peter's | 10 | 217 | 133 | 61.29 | 8 | 3.69 | 1,827 | 8.42 | 19 | 8.76 | 153.54 | 1 | 9 | 0 |
| 110. Austin Peay | 11 | 288 | 178 | 61.81 | 11 | 3.82 | 2,617 | 9.09 | 23 | 7.99 | 156.84 | 2 | 9 | 0 |
| 111. Savannah St. | 11 | 222 | 121 | 54.50 | 9 | 4.05 | 1,872 | 8.43 | 27 | 12.16 | 157.36 | 0 | 11 | 0 |
| 112. Jackson St. | 11 | 232 | 158 | 68.10 | 8 | 3.45 | 2,056 | 8.86 | 16 | 6.90 | 158.40 | 2 | 9 | 0 |
| 113. Northeastern | 11 | 269 | 182 | 67.66 | 8 | 2.97 | 2,329 | 8.66 | 20 | 7.43 | 159.01 | 2 | 9 | 0 |
| 114. Valparaiso | 11 | 261 | 152 | 58.24 | 6 | 2.30 | 2,359 | 9.04 | 25 | 9.58 | 161.13 | 3 | 8 | 0 |
| 115. Butler | 11 | 278 | 182 | 65.47 | 4 | 1.44 | 2,461 | 8.85 | 27 | 9.71 | 169.03 | 0 | 11 | 0 |
| 116. Indiana St. | 11 | 274 | 195 | 71.17 | 7 | 2.55 | 2,636 | 9.62 | 25 | 9.12 | 177.01 | 0 | 11 | 0 |
| * UC Davis | 11 | 394 | 197 | 50.00 | 16 | 4.06 | 2,147 | 5.45 | 10 | 2.54 | 96.03 | 6 | 5 | 0 |
| * North Dakota St. | 11 | 293 | 169 | 57.68 | 15 | 5.12 | 1,653 | 5.64 | 9 | 3.07 | 104.99 | 7 | 4 | 0 |
| * Northern Colo. | 11 | 350 | 207 | 59.14 | 20 | 5.71 | 2,219 | 6.34 | 8 | 2.29 | 108.47 | 4 | 7 | 0 |
| * South Dakota St. | 11 | 314 | 193 | 61.46 | 15 | 4.78 | 2,117 | 6.74 | 11 | 3.50 | 120.14 | 6 | 5 | 0 |

Total Defense

| Rank, Team | G | Plays | Yds | Avg | TD | Yds/Gm | W | L | T |
|-----------------------|----|-------|-------|------|----|--------|----|---|---|
| 1. Duquesne | 10 | 674 | 2,059 | 3.05 | 19 | 205.90 | 7 | 3 | 0 |
| 2. Howard | 11 | 659 | 2,813 | 4.27 | 28 | 255.73 | 4 | 7 | 0 |
| 3. Massachusetts | 11 | 684 | 2,873 | 4.20 | 17 | 261.18 | 7 | 4 | 0 |
| 4. Cornell | 10 | 611 | 2,613 | 4.28 | 23 | 261.30 | 6 | 4 | 0 |
| 5. Delaware St. | 11 | 713 | 2,966 | 4.16 | 25 | 269.64 | 7 | 4 | 0 |
| 6. Hampton | 12 | 812 | 3,251 | 4.00 | 22 | 270.92 | 11 | 1 | 0 |
| 7. South Carolina St. | 11 | 703 | 3,162 | 4.50 | 20 | 287.45 | 9 | 2 | 0 |
| 8. James Madison | 11 | 718 | 3,166 | 4.41 | 20 | 287.82 | 7 | 4 | 0 |
| 9. Dayton | 10 | 617 | 2,945 | 4.77 | 19 | 294.50 | 9 | 1 | 0 |
| 10. San Diego | 12 | 745 | 3,535 | 4.74 | 28 | 294.58 | 11 | 1 | 0 |
| 11. Lafayette | 12 | 835 | 3,563 | 4.27 | 23 | 296.92 | 8 | 4 | 0 |
| 12. Princeton | 10 | 652 | 2,976 | 4.56 | 20 | 297.60 | 7 | 3 | 0 |
| 13. Alabama A&M | 12 | 748 | 3,627 | 4.85 | 30 | 302.25 | 9 | 3 | 0 |
| 14. Penn | 10 | 687 | 3,030 | 4.41 | 27 | 303.00 | 5 | 5 | 0 |
| 15. Albany (N.Y.) | 11 | 751 | 3,359 | 4.47 | 23 | 305.36 | 5 | 6 | 0 |
| 16. Colgate | 12 | 767 | 3,706 | 4.83 | 30 | 308.83 | 8 | 4 | 0 |
| 17. Nicholls St. | 10 | 647 | 3,091 | 4.78 | 30 | 309.10 | 6 | 4 | 0 |
| 18. Western Caro. | 9 | 623 | 2,795 | 4.49 | 24 | 310.56 | 5 | 4 | 0 |
| 19. Harvard | 10 | 703 | 3,106 | 4.42 | 27 | 310.60 | 7 | 3 | 0 |
| 20. Texas St. | 14 | 883 | 4,394 | 4.98 | 35 | 313.86 | 11 | 3 | 0 |
| 21. Monmouth | 10 | 644 | 3,154 | 4.90 | 24 | 315.40 | 6 | 4 | 0 |
| 22. Cal Poly | 13 | 925 | 4,149 | 4.49 | 29 | 319.15 | 9 | 4 | 0 |
| 23. Georgetown | 11 | 782 | 3,551 | 4.54 | 35 | 322.82 | 4 | 7 | 0 |
| 24. Grambling | 12 | 844 | 3,890 | 4.61 | 32 | 324.17 | 11 | 1 | 0 |
| 25. Tenn.-Martin | 11 | 672 | 3,567 | 5.31 | 44 | 324.27 | 6 | 5 | 0 |
| 26. Maine | 11 | 755 | 3,581 | 4.74 | 34 | 325.55 | 5 | 6 | 0 |
| 27. Lehigh | 11 | 786 | 3,583 | 4.56 | 30 | 325.73 | 8 | 3 | 0 |
| 28. Eastern Ky. | 11 | 768 | 3,614 | 4.71 | 29 | 328.55 | 7 | 4 | 0 |
| 29. Youngstown St. | 11 | 721 | 3,634 | 5.04 | 23 | 330.36 | 8 | 3 | 0 |
| 30. Dartmouth | 10 | 739 | 3,307 | 4.47 | 33 | 330.70 | 2 | 8 | 0 |
| 31. Appalachian St. | 15 | 1,055 | 4,961 | 4.70 | 34 | 330.73 | 12 | 3 | 0 |
| 32. Montana St. | 11 | 779 | 3,654 | 4.69 | 32 | 332.18 | 7 | 4 | 0 |
| 33. Idaho St. | 11 | 728 | 3,697 | 5.08 | 39 | 336.09 | 5 | 6 | 0 |
| 34. Bethune-Cookman | 11 | 785 | 3,711 | 4.73 | 32 | 337.36 | 7 | 4 | 0 |
| 35. Coastal Caro. | 11 | 780 | 3,712 | 4.76 | 28 | 337.45 | 9 | 2 | 0 |
| 36. Davidson | 10 | 684 | 3,388 | 4.95 | 30 | 338.80 | 4 | 6 | 0 |
| 37. Tennessee St. | 11 | 765 | 3,728 | 4.87 | 39 | 338.91 | 2 | 9 | 0 |
| 38. Richmond | 13 | 912 | 4,411 | 4.84 | 30 | 339.31 | 9 | 4 | 0 |
| 39. Elon | 11 | 729 | 3,738 | 5.13 | 37 | 339.82 | 3 | 8 | 0 |
| 40. Eastern Ill. | 12 | 878 | 4,102 | 4.67 | 30 | 341.83 | 9 | 3 | 0 |
| 41. Montana | 12 | 878 | 4,115 | 4.69 | 25 | 342.92 | 8 | 4 | 0 |
| 42. Illinois St. | 11 | 768 | 3,774 | 4.91 | 30 | 343.09 | 7 | 4 | 0 |
| 43. Iona | 10 | 672 | 3,437 | 5.11 | 39 | 343.70 | 3 | 7 | 0 |
| 44. Mississippi Val. | 11 | 697 | 3,787 | 5.43 | 39 | 344.27 | 6 | 5 | 0 |
| 45. Yale | 10 | 726 | 3,443 | 4.74 | 25 | 344.30 | 4 | 6 | 0 |

| Rank, Team | G | Plays | Yds | Avg | TD | Yds/Gm | W | L | T |
|-----------------------|----|-------|-------|------|----|--------|----|----|---|
| 46. Western Ky. | 11 | 729 | 3,789 | 5.20 | 38 | 344.45 | 6 | 5 | 0 |
| 47. Weber St. | 11 | 752 | 3,814 | 5.07 | 34 | 346.73 | 6 | 5 | 0 |
| 48. Marist | 11 | 693 | 3,832 | 5.53 | 40 | 348.36 | 7 | 4 | 0 |
| 49. Jacksonville | 8 | 574 | 2,791 | 4.86 | 30 | 348.88 | 4 | 4 | 0 |
| 50. Norfolk St. | 11 | 739 | 3,842 | 5.20 | 46 | 349.27 | 4 | 7 | 0 |
| 51. Southeastern La. | 10 | 679 | 3,495 | 5.15 | 38 | 349.50 | 4 | 6 | 0 |
| 52. Hofstra | 11 | 838 | 3,849 | 4.59 | 29 | 349.91 | 7 | 4 | 0 |
| 53. Alcorn St. | 11 | 768 | 3,856 | 5.02 | 38 | 350.55 | 6 | 5 | 0 |
| 54. Alabama St. | 11 | 702 | 3,922 | 5.59 | 30 | 356.55 | 6 | 5 | 0 |
| 54. Jacksonville St. | 11 | 761 | 3,922 | 5.15 | 28 | 356.55 | 6 | 5 | 0 |
| 56. Brown | 10 | 693 | 3,567 | 5.15 | 29 | 356.70 | 9 | 1 | 0 |
| 57. Northwestern St. | 10 | 680 | 3,583 | 5.27 | 30 | 358.30 | 5 | 5 | 0 |
| 58. Drake | 10 | 717 | 3,591 | 5.01 | 30 | 359.10 | 6 | 4 | 0 |
| 59. Central Conn. St. | 11 | 791 | 3,966 | 5.01 | 36 | 360.55 | 7 | 4 | 0 |
| 60. Citadel | 11 | 780 | 3,975 | 5.10 | 42 | 361.36 | 4 | 7 | 0 |
| 61. Eastern Wash. | 12 | 867 | 4,359 | 5.03 | 37 | 363.25 | 7 | 5 | 0 |
| 62. Delaware | 11 | 798 | 4,010 | 5.03 | 36 | 364.55 | 6 | 5 | 0 |
| 63. Portland St. | 11 | 767 | 4,015 | 5.23 | 34 | 365.00 | 6 | 5 | 0 |
| 64. Morehead St. | 12 | 803 | 4,383 | 5.46 | 48 | 365.25 | 8 | 4 | 0 |
| 65. Sacramento St. | 11 | 779 | 4,030 | 5.17 | 45 | 366.36 | 2 | 9 | 0 |
| 66. N.C. A&T | 11 | 716 | 4,032 | 5.63 | 34 | 366.55 | 3 | 8 | 0 |
| 67. Furman | 14 | 979 | 5,156 | 5.27 | 51 | 368.29 | 11 | 3 | 0 |
| 68. Southeast Mo. St. | 11 | 810 | 4,055 | 5.01 | 51 | 368.64 | 2 | 9 | 0 |
| 69. Towson | 11 | 740 | 4,091 | 5.53 | 48 | 371.91 | 6 | 5 | 0 |
| 70. Samford | 11 | 773 | 4,128 | 5.34 | 39 | 375.27 | 5 | 6 | 0 |
| 71. UNI | 15 | 1075 | 5,632 | 5.24 | 46 | 375.47 | 11 | 4 | 0 |
| 72. Wagner | 11 | 748 | 4,133 | 5.53 | 41 | 375.73 | 6 | 5 | 0 |
| 73. Southern Ill. | 13 | 927 | 4,898 | 5.28 | 35 | 376.77 | 9 | 4 | 0 |
| 74. Northern Ariz. | 11 | 816 | 4,150 | 5.09 | 39 | 377.27 | 3 | 8 | 0 |
| 75. Fordham | 11 | 786 | 4,177 | 5.31 | 42 | 379.73 | 2 | 9 | 0 |
| 76. Sacred Heart | 10 | 719 | 3,800 | 5.29 | 36 | 380.00 | 4 | 6 | 0 |
| 77. Southern Utah | 10 | 732 | 3,802 | 5.19 | 39 | 380.20 | 1 | 9 | 0 |
| 78. Villanova | 11 | 765 | 4,188 | 5.47 | 45 | 380.73 | 4 | 7 | 0 |
| 78. Wofford | 11 | 771 | 4,188 | 5.43 | 38 | 380.73 | 6 | 5 | 0 |
| 80. Stony Brook | 11 | 747 | 4,189 | 5.61 | 35 | 380.82 | 6 | 5 | 0 |
| 81. Prairie View | 11 | 686 | 4,202 | 6.13 | 39 | 382.00 | 5 | 6 | 0 |
| 82. Murray St. | 11 | 751 | 4,207 | 5.60 | 51 | 382.45 | 2 | 9 | 0 |
| 83. Bucknell | 11 | 718 | 4,222 | 5.88 | 45 | 383.82 | 1 | 10 | 0 |
| 83. Florida A&M | 11 | 759 | 4,222 | 5.56 | 30 | 383.82 | 6 | 5 | 0 |
| 85. William & Mary | 11 | 783 | 4,236 | 5.41 | 37 | 385.09 | 5 | 6 | 0 |
| 86. McNeese St. | 9 | 673 | 3,482 | 5.17 | 39 | 386.89 | 5 | 4 | 0 |
| 87. VMI | 11 | 783 | 4,275 | 5.46 | 42 | 388.64 | 3 | 8 | 0 |
| 88. Ga. Southern | 12 | 775 | 4,666 | 6.02 | 37 | 388.83 | 8 | 4 | 0 |
| 89. Robert Morris | 10 | 720 | 3,895 | 5.41 | 34 | 389.50 | 2 | 8 | 0 |
| 90. Ark.-Pine Bluff | 11 | 734 | 4,300 | 5.86 | 38 | 390.91 | 3 | 8 | 0 |
| 91. New Hampshire | 13 | 1045 | 5,129 | 4.91 | 39 | | | | |

| Rank, Team | G | Plays | Yds | Avg | TD | Yds/Gm | W | L | T | Rank, Team | G | Plays | Yds | Avg | TD | Yds/Gm | W | L | T |
|------------------------|----|-------|-------|------|----|--------|---|----|---|---------------------|----|-------|-------|------|----|--------|---|----|---|
| 94. Liberty | 11 | 802 | 4,374 | 5.45 | 47 | 397.64 | 1 | 10 | 0 | 108. Morgan St. | 11 | 749 | 4,631 | 6.18 | 50 | 421.00 | 2 | 9 | 0 |
| 95. Western Ill. | 11 | 750 | 4,376 | 5.83 | 49 | 397.82 | 5 | 6 | 0 | 109. Missouri St. | 10 | 709 | 4,234 | 5.97 | 41 | 423.40 | 4 | 6 | 0 |
| 96. Tennessee Tech | 11 | 728 | 4,384 | 6.02 | 45 | 398.55 | 4 | 7 | 0 | 110. La Salle | 11 | 816 | 4,685 | 5.74 | 52 | 425.91 | 4 | 7 | 0 |
| 97. St. Francis (Pa.) | 11 | 708 | 4,389 | 6.20 | 48 | 399.00 | 3 | 8 | 0 | 111. Gardner-Webb | 11 | 803 | 4,767 | 5.94 | 48 | 433.36 | 5 | 6 | 0 |
| 98. Rhode Island | 11 | 792 | 4,403 | 5.56 | 40 | 400.27 | 4 | 7 | 0 | 112. Chattanooga | 11 | 765 | 4,802 | 6.28 | 47 | 436.55 | 6 | 5 | 0 |
| 99. Holy Cross | 11 | 809 | 4,409 | 5.45 | 35 | 400.82 | 6 | 5 | 0 | 113. Austin Peay | 11 | 745 | 5,180 | 6.95 | 57 | 470.91 | 2 | 9 | 0 |
| 100. Sam Houston St. | 10 | 771 | 4,051 | 5.25 | 36 | 405.10 | 3 | 7 | 0 | 114. Texas Southern | 11 | 809 | 5,181 | 6.40 | 50 | 471.00 | 1 | 10 | 0 |
| 101. Northeastern | 11 | 760 | 4,463 | 5.87 | 46 | 405.73 | 2 | 9 | 0 | 115. Butler | 11 | 803 | 5,284 | 6.58 | 64 | 480.36 | 0 | 11 | 0 |
| 102. St. Peter's | 10 | 630 | 4,083 | 6.48 | 52 | 408.30 | 1 | 9 | 0 | 116. Indiana St. | 11 | 781 | 5,466 | 7.00 | 66 | 496.91 | 0 | 11 | 0 |
| 103. Southern U. | 9 | 646 | 3,679 | 5.70 | 32 | 408.78 | 4 | 5 | 0 | * North Dakota St. | 11 | 671 | 2,995 | 4.46 | 19 | 272.27 | 7 | 4 | 0 |
| 104. Stephen F. Austin | 11 | 777 | 4,501 | 5.79 | 50 | 409.18 | 5 | 6 | 0 | * UC Davis | 11 | 720 | 3,109 | 4.32 | 22 | 282.64 | 6 | 5 | 0 |
| 105. Valparaiso | 11 | 683 | 4,538 | 6.64 | 58 | 412.55 | 3 | 8 | 0 | * South Dakota St. | 11 | 726 | 3,843 | 5.29 | 34 | 349.36 | 6 | 5 | 0 |
| 106. Jackson St. | 11 | 729 | 4,578 | 6.28 | 48 | 416.18 | 2 | 9 | 0 | * Northern Colo. | 11 | 806 | 4,197 | 5.21 | 37 | 381.55 | 4 | 7 | 0 |
| 107. Columbia | 10 | 741 | 4,196 | 5.66 | 42 | 419.60 | 2 | 8 | 0 | | | | | | | | | | |

Scoring Defense

| Rank, Team | G | TD | Kxp | Oxp | Dkxp | Doxp | FG | Saf | Pts | Pts/Gm | W | L | T |
|-----------------------|----|----|-----|-----|------|------|----|-----|-----|--------|----|---|---|
| 1. Massachusetts | 11 | 17 | 14 | 2 | 0 | 0 | 8 | 1 | 146 | 13.3 | 7 | 4 | 0 |
| 2. Hampton | 12 | 22 | 15 | 3 | 0 | 0 | 5 | 0 | 168 | 14.0 | 11 | 1 | 0 |
| 3. Dayton | 10 | 19 | 14 | 2 | 0 | 0 | 3 | 0 | 141 | 14.1 | 9 | 1 | 0 |
| 4. South Carolina St. | 11 | 20 | 15 | 2 | 0 | 0 | 9 | 0 | 166 | 15.1 | 9 | 2 | 0 |
| 5. James Madison | 11 | 20 | 12 | 2 | 0 | 0 | 10 | 1 | 168 | 15.3 | 7 | 4 | 0 |
| 6. Duquesne | 10 | 19 | 17 | 0 | 0 | 0 | 10 | 0 | 161 | 16.1 | 7 | 3 | 0 |
| 7. Youngstown St. | 11 | 23 | 20 | 1 | 0 | 0 | 6 | 0 | 178 | 16.2 | 8 | 3 | 0 |
| 8. Princeton | 10 | 20 | 17 | 1 | 0 | 0 | 8 | 0 | 163 | 16.3 | 7 | 3 | 0 |
| 9. Lafayette | 12 | 23 | 21 | 0 | 0 | 0 | 15 | 0 | 204 | 17.0 | 8 | 4 | 0 |
| 10. San Diego | 12 | 28 | 22 | 0 | 0 | 0 | 5 | 0 | 205 | 17.1 | 11 | 1 | 0 |
| 11. Albany (N.Y.) | 11 | 23 | 19 | 1 | 0 | 0 | 9 | 4 | 194 | 17.6 | 5 | 6 | 0 |
| 12. Richmond | 13 | 30 | 25 | 1 | 0 | 0 | 8 | 0 | 231 | 17.8 | 9 | 4 | 0 |
| 13. Cal Poly | 13 | 29 | 25 | 0 | 0 | 0 | 11 | 0 | 232 | 17.8 | 9 | 4 | 0 |
| 14. Cornell | 10 | 23 | 21 | 0 | 0 | 0 | 7 | 0 | 180 | 18.0 | 6 | 4 | 0 |
| 15. Montana | 12 | 25 | 19 | 1 | 0 | 0 | 15 | 1 | 218 | 18.2 | 8 | 4 | 0 |
| 16. Alabama A&M | 12 | 30 | 18 | 1 | 0 | 0 | 8 | 0 | 224 | 18.7 | 9 | 3 | 0 |
| 17. Appalachian St. | 15 | 34 | 25 | 1 | 0 | 0 | 17 | 0 | 282 | 18.8 | 12 | 3 | 0 |
| 18. Monmouth | 10 | 24 | 17 | 1 | 0 | 0 | 9 | 0 | 190 | 19.0 | 6 | 4 | 0 |
| 19. Eastern Ill. | 12 | 30 | 27 | 0 | 1 | 0 | 7 | 0 | 230 | 19.2 | 9 | 3 | 0 |
| 20. Delaware St. | 11 | 25 | 20 | 2 | 0 | 0 | 13 | 0 | 213 | 19.4 | 7 | 4 | 0 |
| 21. Grambling | 12 | 32 | 26 | 0 | 0 | 0 | 6 | 0 | 236 | 19.7 | 11 | 1 | 0 |
| 22. Western Caro. | 9 | 24 | 22 | 0 | 0 | 0 | 4 | 0 | 178 | 19.8 | 5 | 4 | 0 |
| 23. Coastal Caro. | 11 | 28 | 23 | 1 | 0 | 0 | 9 | 0 | 220 | 20.0 | 9 | 2 | 0 |
| 24. Hofstra | 11 | 29 | 25 | 1 | 0 | 0 | 7 | 0 | 222 | 20.2 | 7 | 4 | 0 |
| 25. Texas St. | 14 | 35 | 25 | 2 | 0 | 0 | 15 | 0 | 284 | 20.3 | 11 | 3 | 0 |
| 26. Jacksonville St. | 11 | 28 | 26 | 0 | 0 | 0 | 10 | 0 | 224 | 20.4 | 6 | 5 | 0 |
| 27. Penn. | 10 | 27 | 20 | 1 | 1 | 0 | 6 | 0 | 204 | 20.4 | 5 | 5 | 0 |
| 28. Colgate | 12 | 30 | 25 | 1 | 0 | 0 | 12 | 1 | 245 | 20.4 | 8 | 4 | 0 |
| 29. Yale | 10 | 25 | 19 | 3 | 0 | 0 | 10 | 1 | 207 | 20.7 | 4 | 6 | 0 |
| 30. Howard | 11 | 28 | 24 | 0 | 1 | 0 | 10 | 2 | 228 | 20.7 | 4 | 7 | 0 |
| 30. Lehigh | 11 | 30 | 25 | 0 | 0 | 0 | 7 | 1 | 228 | 20.7 | 8 | 3 | 0 |
| 32. Eastern Ky. | 11 | 29 | 24 | 0 | 0 | 0 | 11 | 1 | 233 | 21.2 | 7 | 4 | 0 |
| 33. Illinois St. | 11 | 30 | 23 | 1 | 0 | 0 | 9 | 1 | 234 | 21.3 | 7 | 4 | 0 |
| 34. Brown | 10 | 29 | 25 | 2 | 0 | 0 | 5 | 0 | 218 | 21.8 | 9 | 1 | 0 |
| 35. New Hampshire | 13 | 39 | 34 | 0 | 0 | 0 | 7 | 0 | 289 | 22.2 | 11 | 2 | 0 |
| 36. Harvard | 10 | 27 | 24 | 1 | 0 | 0 | 12 | 0 | 224 | 22.4 | 7 | 3 | 0 |
| 37. Nicholls St. | 10 | 30 | 27 | 1 | 0 | 0 | 5 | 1 | 226 | 22.6 | 6 | 4 | 0 |
| 38. Bethune-Cookman | 11 | 32 | 21 | 3 | 0 | 0 | 10 | 1 | 251 | 22.8 | 7 | 4 | 0 |
| 38. Montana St. | 11 | 32 | 27 | 3 | 0 | 0 | 8 | 1 | 251 | 22.8 | 7 | 4 | 0 |
| 40. Drake | 10 | 30 | 26 | 0 | 1 | 0 | 7 | 0 | 229 | 22.9 | 6 | 4 | 0 |
| 41. Southern Ill. | 13 | 35 | 31 | 0 | 0 | 0 | 19 | 0 | 298 | 22.9 | 9 | 4 | 0 |
| 42. Ga. Southern | 12 | 37 | 32 | 1 | 0 | 0 | 7 | 0 | 277 | 23.1 | 8 | 4 | 0 |
| 43. Alabama St. | 11 | 30 | 22 | 4 | 0 | 0 | 15 | 0 | 255 | 23.2 | 6 | 5 | 0 |
| 44. Eastern Wash. | 12 | 37 | 33 | 1 | 0 | 0 | 8 | 0 | 281 | 23.4 | 7 | 5 | 0 |
| 45. Davidson | 10 | 30 | 25 | 1 | 0 | 0 | 10 | 0 | 237 | 23.7 | 4 | 6 | 0 |
| 46. Florida A&M | 11 | 30 | 26 | 1 | 0 | 0 | 17 | 1 | 261 | 23.7 | 6 | 5 | 0 |
| 47. UNI | 15 | 46 | 43 | 1 | 0 | 0 | 12 | 0 | 357 | 23.8 | 11 | 4 | 0 |
| 48. Holy Cross | 11 | 35 | 24 | 3 | 0 | 0 | 7 | 1 | 263 | 23.9 | 6 | 5 | 0 |
| 49. Delaware | 11 | 36 | 27 | 2 | 0 | 0 | 5 | 1 | 264 | 24.0 | 6 | 5 | 0 |
| 49. Northwestern St. | 10 | 30 | 26 | 1 | 0 | 0 | 10 | 1 | 240 | 24.0 | 5 | 5 | 0 |
| 51. Stony Brook | 11 | 35 | 30 | 3 | 0 | 0 | 8 | 0 | 270 | 24.5 | 6 | 5 | 0 |
| 52. Portland St. | 11 | 34 | 29 | 1 | 0 | 0 | 12 | 1 | 273 | 24.8 | 6 | 5 | 0 |
| 53. Central Conn. St. | 11 | 36 | 29 | 1 | 0 | 0 | 9 | 0 | 274 | 24.9 | 7 | 4 | 0 |
| 54. N.C. A&T | 11 | 34 | 24 | 3 | 0 | 0 | 14 | 0 | 276 | 25.1 | 3 | 8 | 0 |
| 55. Weber St. | 11 | 34 | 32 | 0 | 0 | 0 | 13 | 1 | 277 | 25.2 | 6 | 5 | 0 |
| 56. Elon | 11 | 37 | 36 | 0 | 0 | 1 | 7 | 0 | 281 | 25.5 | 3 | 8 | 0 |
| 57. Robert Morris | 10 | 34 | 28 | 0 | 0 | 0 | 8 | 0 | 256 | 25.6 | 2 | 8 | 0 |
| 58. Alcorn St. | 11 | 38 | 28 | 1 | 0 | 0 | 8 | 0 | 282 | 25.6 | 6 | 5 | 0 |
| 59. Maine | 11 | 34 | 26 | 2 | 0 | 0 | 15 | 2 | 283 | 25.7 | 5 | 6 | 0 |
| 59. William & Mary | 11 | 37 | 32 | 0 | 0 | 0 | 9 | 1 | 283 | 25.7 | 5 | 6 | 0 |
| 59. Marist | 11 | 40 | 27 | 2 | 0 | 0 | 4 | 0 | 283 | 25.7 | 7 | 4 | 0 |
| 62. Dartmouth | 10 | 33 | 32 | 0 | 0 | 0 | 10 | 0 | 260 | 26.0 | 2 | 8 | 0 |
| 63. Jacksonville | 8 | 30 | 23 | 1 | 0 | 0 | 2 | 0 | 211 | 26.4 | 4 | 4 | 0 |

STATISTICAL LEADERS

| Rank, Team | G | TD | Kxp | Oxp | Dkxp | Doxp | FG | Saf | Pts | Pts/Gm | W | L | T |
|------------------------|----|----|-----|-----|------|------|----|-----|-----|--------|----|----|---|
| 64. Georgetown | 11 | 35 | 33 | 0 | 0 | 0 | 15 | 2 | 292 | 26.5 | 4 | 7 | 0 |
| 64. Wofford | 11 | 38 | 36 | 1 | 0 | 0 | 8 | 1 | 292 | 26.5 | 6 | 5 | 0 |
| 64. Western Ky. | 11 | 38 | 35 | 1 | 0 | 0 | 9 | 0 | 292 | 26.5 | 6 | 5 | 0 |
| 64. Mississippi Val. | 11 | 39 | 30 | 2 | 0 | 0 | 8 | 0 | 292 | 26.5 | 6 | 5 | 0 |
| 68. Southern U. | 9 | 32 | 29 | 0 | 0 | 0 | 6 | 0 | 239 | 26.6 | 4 | 5 | 0 |
| 69. Wagner | 11 | 41 | 34 | 0 | 0 | 1 | 4 | 0 | 294 | 26.7 | 6 | 5 | 0 |
| 70. Prairie View | 11 | 39 | 28 | 2 | 0 | 0 | 10 | 0 | 296 | 26.9 | 5 | 6 | 0 |
| 70. Ark.-Pine Bluff | 11 | 38 | 33 | 1 | 0 | 0 | 11 | 0 | 296 | 26.9 | 3 | 8 | 0 |
| 72. Furman | 14 | 51 | 45 | 1 | 0 | 0 | 10 | 0 | 383 | 27.4 | 11 | 3 | 0 |
| 73. Southeastern La. | 10 | 38 | 31 | 2 | 0 | 0 | 4 | 0 | 275 | 27.5 | 4 | 6 | 0 |
| 74. Charleston So. | 11 | 41 | 34 | 1 | 0 | 1 | 5 | 2 | 303 | 27.5 | 7 | 4 | 0 |
| 74. Tennessee St. | 11 | 39 | 32 | 1 | 0 | 0 | 11 | 1 | 303 | 27.5 | 2 | 9 | 0 |
| 76. Idaho St. | 11 | 39 | 35 | 0 | 0 | 0 | 11 | 1 | 304 | 27.6 | 5 | 6 | 0 |
| 77. Rhode Island | 11 | 40 | 34 | 0 | 0 | 0 | 10 | 1 | 306 | 27.8 | 4 | 7 | 0 |
| 78. Iona | 10 | 39 | 26 | 2 | 0 | 0 | 4 | 2 | 280 | 28.0 | 3 | 7 | 0 |
| 78. Morehead St. | 12 | 48 | 34 | 1 | 0 | 0 | 4 | 0 | 336 | 28.0 | 8 | 4 | 0 |
| 80. Sacred Heart | 10 | 36 | 32 | 1 | 0 | 0 | 11 | 2 | 287 | 28.7 | 4 | 6 | 0 |
| 81. Citadel | 11 | 42 | 41 | 1 | 0 | 0 | 7 | 0 | 316 | 28.7 | 4 | 7 | 0 |
| 82. Sam Houston St. | 10 | 36 | 31 | 1 | 0 | 0 | 13 | 0 | 288 | 28.8 | 3 | 7 | 0 |
| 83. Tenn.-Martin | 11 | 44 | 33 | 2 | 0 | 0 | 6 | 0 | 319 | 29.0 | 6 | 5 | 0 |
| 83. VMI | 11 | 42 | 38 | 0 | 0 | 0 | 9 | 1 | 319 | 29.0 | 3 | 8 | 0 |
| 85. Fordham | 11 | 42 | 34 | 1 | 0 | 0 | 10 | 1 | 320 | 29.1 | 2 | 9 | 0 |
| 86. Samford | 11 | 39 | 34 | 1 | 0 | 1 | 16 | 1 | 322 | 29.3 | 5 | 6 | 0 |
| 87. Northern Ariz. | 11 | 39 | 37 | 2 | 0 | 0 | 17 | 1 | 328 | 29.8 | 3 | 8 | 0 |
| 88. Bucknell | 11 | 45 | 34 | 2 | 0 | 0 | 8 | 0 | 332 | 30.2 | 1 | 10 | 0 |
| 89. Chattanooga | 11 | 47 | 42 | 0 | 0 | 0 | 5 | 0 | 339 | 30.8 | 6 | 5 | 0 |
| 90. Northeastern | 11 | 46 | 40 | 0 | 0 | 0 | 8 | 0 | 340 | 30.9 | 2 | 9 | 0 |
| 91. St. Francis (Pa.) | 11 | 48 | 28 | 3 | 0 | 0 | 7 | 0 | 343 | 31.2 | 3 | 8 | 0 |
| 92. Missouri St. | 10 | 41 | 37 | 1 | 0 | 0 | 9 | 0 | 312 | 31.2 | 4 | 6 | 0 |
| 93. Norfolk St. | 11 | 46 | 38 | 4 | 0 | 0 | 8 | 0 | 346 | 31.5 | 4 | 7 | 0 |
| 94. Liberty | 11 | 47 | 39 | 3 | 0 | 0 | 7 | 0 | 348 | 31.6 | 1 | 10 | 0 |
| 95. Villanova | 11 | 45 | 45 | 0 | 1 | 0 | 11 | 0 | 350 | 31.8 | 4 | 7 | 0 |
| 96. McNeese St. | 9 | 39 | 29 | 1 | 0 | 0 | 6 | 2 | 287 | 31.9 | 5 | 4 | 0 |
| 97. Tennessee Tech | 11 | 45 | 43 | 0 | 0 | 0 | 12 | 1 | 351 | 31.9 | 4 | 7 | 0 |
| 98. Sacramento St. | 11 | 45 | 42 | 0 | 1 | 0 | 12 | 1 | 352 | 32.0 | 2 | 9 | 0 |
| 99. Southern Utah | 10 | 39 | 37 | 0 | 0 | 0 | 19 | 0 | 328 | 32.8 | 1 | 9 | 0 |
| 100. Jackson St. | 11 | 48 | 45 | 1 | 0 | 0 | 10 | 0 | 365 | 33.2 | 2 | 9 | 0 |
| 101. Gardner-Webb | 11 | 48 | 42 | 2 | 0 | 0 | 11 | 0 | 367 | 33.4 | 5 | 6 | 0 |
| 102. Columbia | 10 | 42 | 40 | 0 | 0 | 0 | 15 | 0 | 337 | 33.7 | 2 | 8 | 0 |
| 103. Western Ill. | 11 | 49 | 44 | 0 | 0 | 0 | 11 | 0 | 371 | 33.7 | 5 | 6 | 0 |
| 104. Towson | 11 | 48 | 43 | 1 | 0 | 0 | 13 | 0 | 372 | 33.8 | 6 | 5 | 0 |
| 105. La Salle | 11 | 52 | 43 | 4 | 0 | 0 | 2 | 2 | 373 | 33.9 | 4 | 7 | 0 |
| 106. Southeast Mo. St. | 11 | 51 | 43 | 1 | 0 | 1 | 7 | 0 | 374 | 34.0 | 2 | 9 | 0 |
| 107. Morgan St. | 11 | 50 | 40 | 1 | 0 | 0 | 11 | 0 | 375 | 34.1 | 2 | 9 | 0 |
| 108. Murray St. | 11 | 51 | 48 | 0 | 0 | 0 | 7 | 1 | 377 | 34.3 | 2 | 9 | 0 |
| 109. Stephen F. Austin | 11 | 50 | 45 | 1 | 0 | 0 | 11 | 0 | 380 | 34.5 | 5 | 6 | 0 |
| 110. Texas Southern | 11 | 50 | 40 | 2 | 0 | 0 | 13 | 1 | 385 | 35.0 | 1 | 10 | 0 |
| 111. Austin Peay | 11 | 57 | 46 | 2 | 0 | 0 | 6 | 1 | 412 | 37.5 | 2 | 9 | 0 |
| 112. St. Peter's | 10 | 52 | 43 | 3 | 0 | 0 | 6 | 0 | 379 | 37.9 | 1 | 9 | 0 |
| 113. Valparaiso | 11 | 58 | 49 | 2 | 0 | 1 | 7 | 0 | 424 | 38.5 | 3 | 8 | 0 |
| 114. Butler | 11 | 64 | 60 | 0 | 0 | 0 | 8 | 0 | 468 | 42.5 | 0 | 11 | 0 |
| 115. Indiana St. | 11 | 66 | 63 | 1 | 0 | 0 | 5 | 0 | 476 | 43.3 | 0 | 11 | 0 |
| 116. Savannah St. | 11 | 67 | 58 | 1 | 0 | 0 | 6 | 0 | 480 | 43.6 | 0 | 11 | 0 |
| * North Dakota St. | 11 | 19 | 16 | 0 | 0 | 0 | 7 | 0 | 151 | 13.7 | 7 | 4 | 0 |
| * UC Davis | 11 | 22 | 22 | 0 | 0 | 0 | 10 | 0 | 184 | 16.7 | 6 | 5 | 0 |
| * South Dakota St. | 11 | 34 | 30 | 1 | 0 | 0 | 5 | 0 | 251 | 22.8 | 6 | 5 | 0 |
| * Northern Colo. | 11 | 37 | 34 | 0 | 0 | 0 | 9 | 1 | 285 | 25.9 | 4 | 7 | 0 |

Net Punting

| Rank, Team | G | Punts | Yds | Avg | Ret | RetYds | TB | NetAvg | W | L | T |
|------------------------|----|-------|-------|-------|-----|--------|----|--------|----|----|---|
| 1. Massachusetts | 11 | 49 | 2,108 | 43.02 | 24 | 129 | 5 | 38.35 | 7 | 4 | 0 |
| 2. Delaware St. | 11 | 68 | 2,876 | 42.29 | 35 | 229 | 3 | 38.04 | 7 | 4 | 0 |
| 3. Northern Ariz. | 11 | 64 | 2,730 | 42.66 | 24 | 229 | 5 | 37.52 | 3 | 8 | 0 |
| 4. Hampton | 12 | 54 | 2,240 | 41.48 | 21 | 152 | 5 | 36.81 | 11 | 1 | 0 |
| 5. Drake | 10 | 40 | 1,667 | 41.68 | 21 | 155 | 2 | 36.80 | 6 | 4 | 0 |
| 6. Jacksonville | 8 | 42 | 1,787 | 42.55 | 19 | 184 | 3 | 36.74 | 4 | 4 | 0 |
| 7. Liberty | 11 | 57 | 2,265 | 39.74 | 21 | 139 | 2 | 36.60 | 1 | 10 | 0 |
| 8. Montana | 12 | 73 | 2,964 | 40.60 | 30 | 162 | 7 | 36.47 | 8 | 4 | 0 |
| 9. Sacred Heart | 10 | 53 | 2,061 | 38.89 | 17 | 82 | 3 | 36.21 | 4 | 6 | 0 |
| 10. Ga. Southern | 12 | 33 | 1,305 | 39.55 | 10 | 76 | 2 | 36.03 | 8 | 4 | 0 |
| 11. Furman | 14 | 38 | 1,563 | 41.13 | 13 | 127 | 4 | 35.68 | 11 | 3 | 0 |
| 12. South Carolina St. | 11 | 46 | 1,795 | 39.02 | 18 | 95 | 3 | 35.65 | 9 | 2 | 0 |
| 13. Wagner | 11 | 54 | 2,048 | 37.93 | 16 | 88 | 2 | 35.56 | 6 | 5 | 0 |
| 14. Northwestern St. | 10 | 61 | 2,341 | 38.38 | 23 | 124 | 3 | 35.36 | 5 | 5 | 0 |
| 15. William & Mary | 11 | 47 | 1,839 | 39.13 | 21 | 155 | 2 | 34.98 | 5 | 6 | 0 |
| 16. Monmouth | 10 | 48 | 1,860 | 38.75 | 14 | 84 | 5 | 34.92 | 6 | 4 | 0 |
| 17. Cal Poly | 13 | 64 | 2,710 | 42.34 | 27 | 276 | 10 | 34.91 | 9 | 4 | 0 |
| 18. Iona | 10 | 61 | 2,180 | 35.74 | 18 | 36 | 2 | 34.49 | 3 | 7 | 0 |
| 19. San Diego | 12 | 36 | 1,438 | 39.94 | 15 | 98 | 5 | 34.44 | 11 | 1 | 0 |
| 20. Mississippi Val. | 11 | 50 | 1,963 | 39.26 | 15 | 161 | 4 | 34.44 | 6 | 5 | 0 |
| 21. Montana St. | 11 | 46 | 1,831 | 39.80 | 18 | 169 | 4 | 34.39 | 7 | 4 | 0 |
| 22. Eastern Ill. | 12 | 70 | 2,709 | 38.70 | 21 | 149 | 8 | 34.29 | 9 | 3 | 0 |

| Rank, Team | G | Punts | Yds | Avg | Ret | RetYds | TB | NetAvg | W | L | T |
|-----------------------|----|-------|-------|-------|-----|--------|----|--------|----|----|---|
| 23. Jacksonville St. | 11 | 52 | 1,937 | 37.25 | 20 | 95 | 3 | 34.27 | 6 | 5 | 0 |
| 24. Southern Utah | 10 | 71 | 2,842 | 40.03 | 35 | 372 | 2 | 34.23 | 1 | 9 | 0 |
| 25. Tennessee Tech | 11 | 65 | 2,628 | 40.43 | 33 | 246 | 8 | 34.18 | 4 | 7 | 0 |
| 26. Richmond | 13 | 66 | 2,562 | 38.82 | 24 | 209 | 5 | 34.14 | 9 | 4 | 0 |
| 27. Southeastern La. | 10 | 43 | 1,800 | 41.86 | 16 | 233 | 5 | 34.12 | 4 | 6 | 0 |
| 28. Penn | 10 | 62 | 2,339 | 37.73 | 23 | 166 | 3 | 34.08 | 5 | 5 | 0 |
| 29. James Madison | 11 | 41 | 1,510 | 36.83 | 20 | 115 | 0 | 34.02 | 7 | 4 | 0 |
| 30. Fordham | 11 | 74 | 2,931 | 39.61 | 36 | 343 | 4 | 33.89 | 2 | 9 | 0 |
| 31. Stephen F. Austin | 11 | 59 | 2,197 | 37.24 | 19 | 143 | 3 | 33.80 | 5 | 6 | 0 |
| 32. Sam Houston St. | 10 | 56 | 2,232 | 39.86 | 29 | 302 | 2 | 33.75 | 3 | 7 | 0 |
| 33. Western Caro. | 9 | 61 | 2,419 | 39.66 | 30 | 206 | 8 | 33.66 | 5 | 4 | 0 |
| 34. Florida A&M | 11 | 62 | 2,698 | 43.52 | 31 | 472 | 7 | 33.65 | 6 | 5 | 0 |
| 35. Princeton | 10 | 45 | 1,801 | 40.02 | 17 | 107 | 9 | 33.64 | 7 | 3 | 0 |
| 36. Dayton | 10 | 39 | 1,484 | 38.05 | 17 | 114 | 3 | 33.59 | 9 | 1 | 0 |
| 37. Wofford | 11 | 48 | 1,741 | 36.27 | 15 | 133 | 0 | 33.50 | 6 | 5 | 0 |
| 38. Southern Ill. | 13 | 57 | 2,054 | 36.04 | 30 | 126 | 2 | 33.12 | 9 | 4 | 0 |
| 39. Western Ill. | 11 | 54 | 1,967 | 36.43 | 22 | 123 | 3 | 33.04 | 5 | 6 | 0 |
| 40. Samford | 11 | 63 | 2,410 | 38.25 | 24 | 289 | 2 | 33.03 | 5 | 6 | 0 |
| 41. Idaho St. | 11 | 59 | 2,326 | 39.42 | 26 | 279 | 5 | 33.00 | 5 | 6 | 0 |
| 42. Portland St. | 11 | 58 | 2,202 | 37.97 | 27 | 211 | 4 | 32.95 | 6 | 5 | 0 |
| 43. Robert Morris | 10 | 57 | 2,035 | 35.70 | 20 | 79 | 4 | 32.91 | 2 | 8 | 0 |
| 44. Appalachian St. | 15 | 58 | 2,187 | 37.71 | 20 | 242 | 2 | 32.84 | 12 | 3 | 0 |
| 45. Holy Cross | 11 | 60 | 2,123 | 35.38 | 19 | 133 | 1 | 32.83 | 6 | 5 | 0 |
| 46. Georgetown | 11 | 78 | 2,775 | 35.58 | 38 | 226 | 0 | 32.68 | 4 | 7 | 0 |
| 47. Elon | 11 | 73 | 2,835 | 38.84 | 30 | 253 | 10 | 32.63 | 3 | 8 | 0 |
| 48. Texas Southern | 11 | 60 | 2,215 | 36.92 | 28 | 238 | 1 | 32.62 | 1 | 10 | 0 |
| 49. UNI | 15 | 71 | 2,763 | 38.92 | 28 | 275 | 9 | 32.51 | 11 | 4 | 0 |
| 50. Eastern Ky. | 11 | 58 | 2,021 | 34.84 | 23 | 100 | 2 | 32.43 | 7 | 4 | 0 |
| 51. Albany (N.Y.) | 11 | 66 | 2,318 | 35.12 | 24 | 130 | 3 | 32.24 | 5 | 6 | 0 |
| 52. Cornell | 10 | 54 | 1,968 | 36.44 | 28 | 227 | 0 | 32.24 | 6 | 4 | 0 |
| 53. Hofstra | 11 | 56 | 1,994 | 35.61 | 18 | 117 | 4 | 32.09 | 7 | 4 | 0 |
| 54. Austin Peay | 11 | 77 | 2,995 | 38.90 | 36 | 468 | 3 | 32.04 | 2 | 9 | 0 |
| 55. N.C. A&T | 11 | 58 | 2,417 | 41.67 | 33 | 422 | 7 | 31.98 | 3 | 8 | 0 |
| 56. Citadel | 11 | 80 | 2,999 | 37.49 | 37 | 315 | 7 | 31.80 | 4 | 7 | 0 |
| 57. Bethune-Cookman | 11 | 56 | 2,166 | 38.68 | 19 | 270 | 6 | 31.71 | 7 | 4 | 0 |
| 58. McNeese St. | 9 | 43 | 1,632 | 37.95 | 24 | 251 | 1 | 31.65 | 5 | 4 | 0 |
| 59. Illinois St. | 11 | 43 | 1,729 | 40.21 | 20 | 229 | 7 | 31.63 | 7 | 4 | 0 |
| 60. Yale | 10 | 56 | 1,890 | 33.75 | 24 | 105 | 1 | 31.52 | 4 | 6 | 0 |
| 61. Ark.-Pine Bluff | 11 | 56 | 2,090 | 37.32 | 30 | 251 | 4 | 31.41 | 3 | 8 | 0 |
| 62. Central Conn. St. | 11 | 62 | 2,462 | 39.71 | 35 | 404 | 6 | 31.26 | 7 | 4 | 0 |
| 63. Coastal Caro. | 11 | 52 | 1,867 | 35.90 | 19 | 163 | 4 | 31.23 | 9 | 2 | 0 |
| 64. Charleston So. | 11 | 55 | 1,966 | 35.75 | 15 | 175 | 4 | 31.11 | 7 | 4 | 0 |
| 65. Sacramento St. | 11 | 84 | 3,208 | 38.19 | 40 | 500 | 5 | 31.05 | 2 | 9 | 0 |
| 66. Youngstown St. | 11 | 46 | 1,693 | 36.80 | 15 | 226 | 2 | 31.02 | 8 | 3 | 0 |
| 67. Rhode Island | 11 | 45 | 1,577 | 35.04 | 19 | 163 | 1 | 30.98 | 4 | 7 | 0 |
| 68. Delaware | 11 | 57 | 1,989 | 34.89 | 23 | 165 | 3 | 30.95 | 6 | 5 | 0 |
| 69. Brown | 10 | 45 | 1,567 | 34.82 | 16 | 117 | 3 | 30.89 | 9 | 1 | 0 |
| 70. Chattanooga | 11 | 53 | 1,924 | 36.30 | 25 | 217 | 4 | 30.70 | 6 | 5 | 0 |
| 71. Nicholls St. | 10 | 36 | 1,255 | 34.86 | 18 | 131 | 1 | 30.67 | 6 | 4 | 0 |
| 72. Prairie View | 11 | 61 | 2,271 | 37.23 | 31 | 305 | 5 | 30.59 | 5 | 6 | 0 |
| 73. Savannah St. | 11 | 62 | 2,199 | 35.47 | 35 | 304 | 0 | 30.56 | 0 | 11 | 0 |
| 74. Lafayette | 12 | 61 | 2,140 | 35.08 | 32 | 256 | 1 | 30.56 | 8 | 4 | 0 |
| 75. Tennessee St. | 11 | 63 | 2,221 | 35.25 | 19 | 198 | 5 | 30.52 | 2 | 9 | 0 |
| 76. Tenn.-Martin | 11 | 58 | 2,150 | 37.07 | 19 | 243 | 7 | 30.47 | 6 | 5 | 0 |
| 77. New Hampshire | 13 | 54 | 1,877 | 34.76 | 15 | 116 | 6 | 30.39 | 11 | 2 | 0 |
| 78. Texas St. | 14 | 50 | 1,913 | 38.26 | 20 | 254 | 7 | 30.38 | 11 | 3 | 0 |
| 79. Lehigh | 11 | 52 | 1,840 | 35.38 | 18 | 167 | 5 | 30.25 | 8 | 3 | 0 |
| 80. Gardner-Webb | 11 | 49 | 1,855 | 37.86 | 21 | 287 | 5 | 29.96 | 5 | 6 | 0 |
| 81. Duquesne | 10 | 69 | 2,356 | 34.14 | 26 | 209 | 4 | 29.96 | 7 | 3 | 0 |
| 82. Indiana St. | 11 | 66 | 2,280 | 34.55 | 30 | 305 | 0 | 29.92 | 0 | 11 | 0 |
| 83. Eastern Wash. | 12 | 50 | 1,931 | 38.62 | 24 | 362 | 4 | 29.78 | 7 | 5 | 0 |
| 84. Bucknell | 11 | 60 | 2,071 | 34.52 | 25 | 249 | 2 | 29.70 | 1 | 10 | 0 |
| 85. Villanova | 11 | 52 | 1,900 | 36.54 | 30 | 356 | 0 | 29.69 | 4 | 7 | 0 |
| 86. Valparaiso | 11 | 68 | 2,539 | 37.34 | 32 | 443 | 4 | 29.65 | 3 | 8 | 0 |
| 87. Missouri St. | 10 | 54 | 1,939 | 35.91 | 21 | 265 | 4 | 29.52 | 4 | 6 | 0 |
| 88. St. Peter's | 10 | 44 | 1,454 | 33.05 | 21 | 136 | 1 | 29.50 | 1 | 9 | 0 |
| 89. Butler | 11 | 71 | 2,873 | 40.46 | 44 | 640 | 7 | 29.48 | 0 | 11 | 0 |
| 90. Morehead St. | 12 | 51 | 1,843 | 36.14 | 25 | 233 | 6 | 29.22 | 8 | 4 | 0 |
| 91. Harvard | 10 | 50 | 1,714 | 34.28 | 19 | 134 | 6 | 29.20 | 7 | 3 | 0 |
| 92. Davidson | 10 | 54 | 2,010 | 37.22 | 22 | 336 | 5 | 29.15 | 4 | 6 | 0 |
| 93. Stony Brook | 11 | 71 | 2,251 | 31.70 | 32 | 142 | 2 | 29.14 | 6 | 5 | 0 |
| 94. VMI | 11 | 59 | 2,147 | 36.39 | 31 | 370 | 3 | 29.10 | 3 | 8 | 0 |
| 95. Northeastern | 11 | 59 | 2,042 | 34.61 | 24 | 226 | 5 | 29.08 | 2 | 9 | 0 |
| 96. Southeast Mo. St. | 11 | 69 | 2,710 | 39.28 | 36 | 506 | 10 | 29.04 | 2 | 9 | 0 |
| 97. Western Ky. | 11 | 40 | 1,459 | 36.48 | 23 | 249 | 3 | 28.75 | 6 | 5 | 0 |
| 98. Maine | 11 | 73 | 2,538 | 34.77 | 32 | 405 | 2 | 28.67 | 5 | 6 | 0 |
| 99. Norfolk St. | 11 | 60 | 2,136 | 35.60 | 28 | 296 | 6 | 28.67 | 4 | 7 | 0 |
| 100. Towson | 11 | 44 | 1,449 | 32.93 | 15 | 156 | 2 | 28.48 | 6 | 5 | 0 |
| 101. Alabama A&M | 12 | 55 | 1,934 | 35.16 | 29 | 309 | 3 | 28.45 | 9 | 3 | 0 |
| 102. Dartmouth | 10 | 66 | 2,232 | 33.82 | 27 | 295 | 4 | 28.14 | 2 | 8 | 0 |
| 103. Grambling | 12 | 31 | 1,104 | 35.61 | 17 | 213 | 1 | 28.10 | 11 | 1 | 0 |
| 104. Murray St. | 11 | 56 | 1,812 | 32.36 | 17 | 227 | 1 | 27.95 | 2 | 9 | 0 |
| 105. Jackson St. | 11 | 57 | 1,912 | 33.54 | 26 | 306 | 1 | 27.82 | 2 | 9 | 0 |

STATISTICAL LEADERS

| Rank, Team | G | Punts | Yds | Avg | Ret | RetYds | TB | NetAvg | W | L | T |
|------------------------|----|-------|-------|-------|-----|--------|----|--------|---|---|---|
| 106. Alcorn St. | 11 | 50 | 1,739 | 34.78 | 25 | 310 | 2 | 27.78 | 6 | 5 | 0 |
| 107. Colgate | 12 | 57 | 1,914 | 33.58 | 27 | 235 | 5 | 27.70 | 8 | 4 | 0 |
| 108. Howard | 11 | 65 | 2,312 | 35.57 | 25 | 386 | 7 | 27.48 | 4 | 7 | 0 |
| 109. Morgan St. | 11 | 63 | 2,143 | 34.02 | 32 | 378 | 2 | 27.38 | 2 | 9 | 0 |
| 110. Columbia | 10 | 62 | 2,272 | 36.65 | 39 | 507 | 4 | 27.18 | 2 | 8 | 0 |
| 111. Marist | 11 | 56 | 1,883 | 33.63 | 25 | 258 | 6 | 26.88 | 7 | 4 | 0 |
| 112. Weber St. | 11 | 65 | 2,368 | 36.43 | 27 | 486 | 7 | 26.80 | 6 | 5 | 0 |
| 113. Alabama St. | 11 | 45 | 1,507 | 33.49 | 17 | 259 | 3 | 26.40 | 6 | 5 | 0 |
| 114. Southern U. | 9 | 44 | 1,471 | 33.43 | 21 | 233 | 4 | 26.32 | 4 | 5 | 0 |
| 115. St. Francis (Pa.) | 11 | 43 | 1,381 | 32.12 | 17 | 191 | 3 | 26.28 | 3 | 8 | 0 |
| 116. La Salle | 11 | 65 | 2,058 | 31.66 | 33 | 371 | 2 | 25.34 | 4 | 7 | 0 |
| * South Dakota St. | 11 | 41 | 1,634 | 39.85 | 19 | 130 | 3 | 35.22 | 6 | 5 | 0 |
| * North Dakota St. | 11 | 49 | 2,212 | 45.14 | 23 | 261 | 12 | 34.92 | 7 | 4 | 0 |
| * UC Davis | 11 | 67 | 2,465 | 36.79 | 31 | 109 | 4 | 33.97 | 6 | 5 | 0 |
| * Northern Colo. | 11 | 67 | 2,420 | 36.12 | 28 | 260 | 4 | 31.04 | 4 | 7 | 0 |

Punt Returns

| Rank, Team | G | Ret | Yds | TD | Avg | W | L | T |
|------------------------|----|-----|-----|----|-------|----|----|---|
| 1. Southern U. | 9 | 20 | 382 | 1 | 19.10 | 4 | 5 | 0 |
| 2. Gardner-Webb | 11 | 21 | 365 | 2 | 17.38 | 5 | 6 | 0 |
| 3. Morehead St. | 12 | 34 | 559 | 2 | 16.44 | 8 | 4 | 0 |
| 4. Western Ky. | 11 | 15 | 242 | 1 | 16.13 | 6 | 5 | 0 |
| 5. N.C. A&T | 11 | 18 | 289 | 1 | 16.06 | 3 | 8 | 0 |
| 6. Holy Cross | 11 | 30 | 481 | 2 | 16.03 | 6 | 5 | 0 |
| 7. Southern Ill. | 13 | 25 | 397 | 3 | 15.88 | 9 | 4 | 0 |
| 8. Florida A&M | 11 | 17 | 258 | 0 | 15.18 | 6 | 5 | 0 |
| 9. Lafayette | 12 | 31 | 468 | 1 | 15.10 | 8 | 4 | 0 |
| 10. Ark.-Pine Bluff | 11 | 20 | 289 | 0 | 14.45 | 3 | 8 | 0 |
| 11. Dayton | 10 | 42 | 606 | 2 | 14.43 | 9 | 1 | 0 |
| 12. Hampton | 12 | 52 | 715 | 0 | 13.75 | 11 | 1 | 0 |
| 13. Brown | 10 | 29 | 391 | 1 | 13.48 | 9 | 1 | 0 |
| 14. Missouri St. | 10 | 24 | 321 | 1 | 13.38 | 4 | 6 | 0 |
| 15. New Hampshire | 13 | 34 | 452 | 2 | 13.29 | 11 | 2 | 0 |
| 16. Samford | 11 | 20 | 264 | 1 | 13.20 | 5 | 6 | 0 |
| 17. Texas Southern | 11 | 16 | 207 | 1 | 12.94 | 1 | 10 | 0 |
| 18. Portland St. | 11 | 23 | 291 | 1 | 12.65 | 6 | 5 | 0 |
| 19. Towson | 11 | 23 | 290 | 1 | 12.61 | 6 | 5 | 0 |
| 20. Montana | 12 | 40 | 502 | 2 | 12.55 | 8 | 4 | 0 |
| 21. South Carolina St. | 11 | 21 | 263 | 1 | 12.52 | 9 | 2 | 0 |
| 22. Montana St. | 11 | 26 | 316 | 0 | 12.15 | 7 | 4 | 0 |
| 23. Idaho St. | 11 | 29 | 352 | 2 | 12.14 | 5 | 6 | 0 |
| 24. Prairie View | 11 | 28 | 337 | 2 | 12.04 | 5 | 6 | 0 |
| 25. Murray St. | 11 | 20 | 237 | 3 | 11.85 | 2 | 9 | 0 |
| 26. Grambling | 12 | 30 | 353 | 1 | 11.77 | 11 | 1 | 0 |
| 27. Northwestern St. | 10 | 19 | 221 | 0 | 11.63 | 5 | 5 | 0 |
| 28. Tennessee St. | 11 | 23 | 264 | 1 | 11.48 | 2 | 9 | 0 |
| 29. Alabama A&M | 12 | 27 | 304 | 2 | 11.26 | 9 | 3 | 0 |
| 30. Drake | 10 | 34 | 382 | 1 | 11.24 | 6 | 4 | 0 |
| 31. Northern Ariz. | 11 | 28 | 314 | 0 | 11.21 | 3 | 8 | 0 |
| 32. McNeese St. | 9 | 25 | 272 | 0 | 10.88 | 5 | 4 | 0 |
| 33. Mississippi Val. | 11 | 27 | 292 | 0 | 10.81 | 6 | 5 | 0 |
| 34. Delaware St. | 11 | 29 | 307 | 0 | 10.59 | 7 | 4 | 0 |
| 35. James Madison | 11 | 26 | 270 | 2 | 10.38 | 7 | 4 | 0 |
| 36. Lehigh | 11 | 33 | 342 | 0 | 10.36 | 8 | 3 | 0 |
| 37. Cal Poly | 13 | 39 | 402 | 0 | 10.31 | 9 | 4 | 0 |
| 38. Delaware | 11 | 28 | 287 | 0 | 10.25 | 6 | 5 | 0 |
| 39. Jacksonville | 8 | 23 | 234 | 1 | 10.17 | 4 | 4 | 0 |
| 40. Howard | 11 | 30 | 304 | 1 | 10.13 | 4 | 7 | 0 |
| 40. Princeton | 10 | 30 | 304 | 0 | 10.13 | 7 | 3 | 0 |
| 42. Elon | 11 | 23 | 233 | 1 | 10.13 | 3 | 8 | 0 |
| 43. Texas St. | 14 | 31 | 314 | 1 | 10.13 | 11 | 3 | 0 |
| 44. Chattanooga | 11 | 18 | 182 | 1 | 10.11 | 6 | 5 | 0 |
| 45. Norfolk St. | 11 | 20 | 200 | 0 | 10.00 | 4 | 7 | 0 |
| 45. Southeastern La. | 10 | 21 | 210 | 0 | 10.00 | 4 | 6 | 0 |
| 47. San Diego | 12 | 36 | 359 | 0 | 9.97 | 11 | 1 | 0 |
| 48. Western Caro. | 9 | 32 | 315 | 2 | 9.84 | 5 | 4 | 0 |
| 49. Colgate | 12 | 25 | 244 | 0 | 9.76 | 8 | 4 | 0 |
| 49. Eastern Wash. | 12 | 25 | 244 | 0 | 9.76 | 7 | 5 | 0 |
| 51. Jacksonville St. | 11 | 26 | 253 | 1 | 9.73 | 6 | 5 | 0 |
| 52. Robert Morris | 10 | 19 | 184 | 0 | 9.68 | 2 | 8 | 0 |
| 53. Wofford | 11 | 22 | 213 | 2 | 9.68 | 6 | 5 | 0 |
| 54. Bucknell | 11 | 21 | 196 | 0 | 9.33 | 1 | 10 | 0 |
| 55. Savannah St. | 11 | 10 | 92 | 0 | 9.20 | 0 | 11 | 0 |
| 56. Youngstown St. | 11 | 21 | 188 | 0 | 8.95 | 8 | 3 | 0 |
| 57. William & Mary | 11 | 19 | 170 | 0 | 8.95 | 5 | 6 | 0 |
| 58. Coastal Caro. | 11 | 26 | 232 | 0 | 8.92 | 9 | 2 | 0 |
| 59. Tenn.-Martin | 11 | 24 | 214 | 2 | 8.92 | 6 | 5 | 0 |
| 60. Maine | 11 | 19 | 168 | 1 | 8.84 | 5 | 6 | 0 |
| 61. Villanova | 11 | 21 | 185 | 1 | 8.81 | 4 | 7 | 0 |
| 62. Rhode Island | 11 | 17 | 149 | 2 | 8.76 | 4 | 7 | 0 |
| 63. Marist | 11 | 22 | 191 | 0 | 8.68 | 7 | 4 | 0 |

| Rank, Team | G | Ret | Yds | TD | Avg | W | L | T |
|------------------------|----|-----|-----|----|-------|----|----|---|
| 64. Furman | 14 | 31 | 267 | 0 | 8.61 | 11 | 3 | 0 |
| 65. Weber St. | 11 | 31 | 266 | 0 | 8.58 | 6 | 5 | 0 |
| 66. UNI | 15 | 36 | 307 | 1 | 8.53 | 11 | 4 | 0 |
| 67. Valparaiso | 11 | 26 | 221 | 0 | 8.50 | 3 | 8 | 0 |
| 68. Stony Brook | 11 | 22 | 183 | 1 | 8.32 | 6 | 5 | 0 |
| 69. Richmond | 13 | 39 | 324 | 0 | 8.31 | 9 | 4 | 0 |
| 70. Alcorn St. | 11 | 24 | 197 | 0 | 8.21 | 6 | 5 | 0 |
| 71. Sam Houston St. | 10 | 21 | 171 | 0 | 8.14 | 3 | 7 | 0 |
| 72. Liberty | 11 | 14 | 113 | 0 | 8.07 | 1 | 10 | 0 |
| 73. Ga. Southern | 12 | 18 | 143 | 1 | 7.94 | 8 | 4 | 0 |
| 74. Charleston So. | 11 | 17 | 134 | 0 | 7.88 | 7 | 4 | 0 |
| 75. Bethune-Cookman | 11 | 36 | 283 | 0 | 7.86 | 7 | 4 | 0 |
| 76. Morgan St. | 11 | 21 | 164 | 0 | 7.81 | 2 | 9 | 0 |
| 77. Illinois St. | 11 | 25 | 195 | 0 | 7.80 | 7 | 4 | 0 |
| 78. Wagner | 11 | 21 | 162 | 0 | 7.71 | 6 | 5 | 0 |
| 79. Cornell | 10 | 31 | 236 | 0 | 7.61 | 6 | 4 | 0 |
| 80. Jackson St. | 11 | 19 | 143 | 0 | 7.53 | 2 | 9 | 0 |
| 81. Eastern Ill. | 12 | 23 | 172 | 0 | 7.48 | 9 | 3 | 0 |
| 82. Eastern Ky. | 11 | 24 | 177 | 0 | 7.38 | 7 | 4 | 0 |
| 83. Southern Utah | 10 | 22 | 161 | 0 | 7.32 | 1 | 9 | 0 |
| 84. Appalachian St. | 15 | 34 | 246 | 0 | 7.24 | 12 | 3 | 0 |
| 85. Dartmouth | 10 | 22 | 157 | 0 | 7.14 | 2 | 8 | 0 |
| 86. Nicholls St. | 10 | 17 | 121 | 0 | 7.12 | 6 | 4 | 0 |
| 87. Southeast Mo. St. | 11 | 27 | 184 | 0 | 6.81 | 2 | 9 | 0 |
| 88. Columbia | 10 | 16 | 108 | 0 | 6.75 | 2 | 8 | 0 |
| 89. Albany (N.Y.) | 11 | 37 | 249 | 0 | 6.73 | 5 | 6 | 0 |
| 90. Harvard | 10 | 28 | 186 | 0 | 6.64 | 7 | 3 | 0 |
| 91. Georgetown | 11 | 22 | 144 | 0 | 6.55 | 4 | 7 | 0 |
| 92. Penn | 10 | 35 | 227 | 0 | 6.49 | 5 | 5 | 0 |
| 93. Duquesne | 10 | 36 | 233 | 1 | 6.47 | 7 | 3 | 0 |
| 94. Fordham | 11 | 25 | 157 | 0 | 6.28 | 2 | 9 | 0 |
| 95. La Salle | 11 | 18 | 113 | 0 | 6.28 | 4 | 7 | 0 |
| 96. Western Ill. | 11 | 27 | 165 | 0 | 6.11 | 5 | 6 | 0 |
| 97. Davidson | 10 | 15 | 90 | 0 | 6.00 | 4 | 6 | 0 |
| 98. Northeastern | 11 | 18 | 107 | 0 | 5.94 | 2 | 9 | 0 |
| 99. VMI | 11 | 10 | 59 | 0 | 5.90 | 3 | 8 | 0 |
| 100. Alabama St. | 11 | 18 | 103 | 0 | 5.72 | 6 | 5 | 0 |
| 101. Citadel | 11 | 18 | 102 | 0 | 5.67 | 4 | 7 | 0 |
| 101. Monmouth | 10 | 18 | 102 | 1 | 5.67 | 6 | 4 | 0 |
| 103. Austin Peay | 11 | 12 | 67 | 0 | 5.58 | 2 | 9 | 0 |
| 104. Stephen F. Austin | 11 | 21 | 114 | 1 | 5.43 | 5 | 6 | 0 |
| 105. Tennessee Tech | 11 | 19 | 103 | 0 | 5.42 | 4 | 7 | 0 |
| 106. St. Peter's | 10 | 11 | 57 | 0 | 5.18 | 1 | 9 | 0 |
| 107. Butler | 11 | 13 | 66 | 0 | 5.08 | 0 | 11 | 0 |
| 108. Central Conn. St. | 11 | 18 | 91 | 1 | 5.06 | 7 | 4 | 0 |
| 109. Massachusetts | 11 | 27 | 128 | 1 | 4.74 | 7 | 4 | 0 |
| 110. Sacramento St. | 11 | 19 | 89 | 0 | 4.68 | 2 | 9 | 0 |
| 111. Iona | 10 | 27 | 117 | 0 | 4.33 | 3 | 7 | 0 |
| 112. St. Francis (Pa.) | 11 | 15 | 58 | 0 | 3.87 | 3 | 8 | 0 |
| 113. Indiana St. | 11 | 15 | 56 | 0 | 3.73 | 0 | 11 | 0 |
| 114. Hofstra | 11 | 22 | 82 | 0 | 3.73 | 7 | 4 | 0 |
| 115. Yale | 10 | 22 | 73 | 0 | 3.32 | 4 | 6 | 0 |
| 116. Sacred Heart | 10 | 18 | 37 | 0 | 2.06 | 4 | 6 | 0 |
| * North Dakota St. | 11 | 32 | 415 | 2 | 12.97 | 7 | 4 | 0 |
| * Northern Colo. | 11 | 19 | 242 | 0 | 12.74 | 4 | 7 | 0 |
| * South Dakota St. | 11 | 37 | 374 | 1 | 10.11 | 6 | 5 | 0 |
| * UC Davis | 11 | 26 | 231 | 0 | 8.88 | 6 | 5 | 0 |

Kickoff Returns

| Rank, Team | G | Ret | Yds | TD | Avg | W | L | T |
|-----------------------|----|-----|-------|----|-------|----|---|---|
| 1. Western Caro. | 9 | 25 | 686 | 2 | 27.44 | 5 | 4 | 0 |
| 2. South Carolina St. | 11 | 28 | 737 | 2 | 26.32 | 9 | 2 | 0 |
| 3. Bethune-Cookman | 11 | 38 | 944 | 2 | 24.84 | 7 | 4 | 0 |
| 4. New Hampshire | 13 | 45 | 1,068 | 1 | 23.73 | 11 | 2 | 0 |
| 5. Hampton | 12 | 29 | 678 | 0 | 23.38 | 11 | 1 | 0 |

| Rank, Team | G | Ret | Yds | TD | Avg | W | L | T | Rank, Team | G | Ret | Yds | TD | Avg | W | L | T |
|-----------------------|----|-----|-------|----|-------|----|----|---|------------------------|----|-----|-------|----|-------|----|----|---|
| 6. Holy Cross | 11 | 42 | 981 | 2 | 23.36 | 6 | 5 | 0 | 64. Charleston So. | 11 | 41 | 790 | 1 | 19.27 | 7 | 4 | 0 |
| 7. Gardner-Webb | 11 | 34 | 791 | 0 | 23.26 | 5 | 6 | 0 | 65. Maine | 11 | 45 | 865 | 0 | 19.22 | 5 | 6 | 0 |
| 8. Northwestern St. | 10 | 34 | 782 | 0 | 23.00 | 5 | 5 | 0 | 66. Columbia | 10 | 64 | 1,217 | 1 | 19.02 | 2 | 8 | 0 |
| 9. Montana | 12 | 42 | 955 | 0 | 22.74 | 8 | 4 | 0 | 67. James Madison | 11 | 30 | 568 | 0 | 18.93 | 7 | 4 | 0 |
| 10. Jacksonville St. | 11 | 35 | 790 | 2 | 22.57 | 6 | 5 | 0 | 68. Towson | 11 | 55 | 1,035 | 0 | 18.82 | 6 | 5 | 0 |
| 11. Southern U. | 9 | 37 | 828 | 0 | 22.38 | 4 | 5 | 0 | 69. Davidson | 10 | 39 | 733 | 0 | 18.79 | 4 | 6 | 0 |
| 12. Monmouth | 10 | 39 | 868 | 1 | 22.26 | 6 | 4 | 0 | 70. Southern Utah | 10 | 49 | 916 | 0 | 18.69 | 1 | 9 | 0 |
| 13. Lehigh | 11 | 45 | 998 | 0 | 22.18 | 8 | 3 | 0 | 71. Central Conn. St. | 11 | 42 | 773 | 0 | 18.40 | 7 | 4 | 0 |
| 14. Robert Morris | 10 | 38 | 838 | 0 | 22.05 | 2 | 8 | 0 | 72. Alabama St. | 11 | 40 | 736 | 0 | 18.40 | 6 | 5 | 0 |
| 15. Alcorn St. | 11 | 36 | 792 | 2 | 22.00 | 6 | 5 | 0 | 73. Idaho St. | 11 | 41 | 754 | 0 | 18.39 | 5 | 6 | 0 |
| 15. Delaware | 11 | 44 | 968 | 0 | 22.00 | 6 | 5 | 0 | 73. Wofford | 11 | 41 | 754 | 0 | 18.39 | 6 | 5 | 0 |
| 17. Brown | 10 | 34 | 745 | 1 | 21.91 | 9 | 1 | 0 | 75. Mississippi Val. | 11 | 38 | 694 | 0 | 18.26 | 6 | 5 | 0 |
| 18. Texas Southern | 11 | 50 | 1,094 | 1 | 21.88 | 1 | 10 | 0 | 76. Albany (N.Y.) | 11 | 30 | 546 | 0 | 18.20 | 5 | 6 | 0 |
| 19. Grambling | 12 | 37 | 807 | 0 | 21.81 | 11 | 1 | 0 | 77. Western Ky. | 11 | 41 | 746 | 0 | 18.20 | 6 | 5 | 0 |
| 20. Portland St. | 11 | 46 | 1,003 | 0 | 21.80 | 6 | 5 | 0 | 78. Northeastern | 11 | 52 | 946 | 1 | 18.19 | 2 | 9 | 0 |
| 21. Murray St. | 11 | 49 | 1,067 | 1 | 21.78 | 2 | 9 | 0 | 79. St. Peter's | 10 | 52 | 940 | 1 | 18.08 | 1 | 9 | 0 |
| 22. Stephen F. Austin | 11 | 43 | 936 | 0 | 21.77 | 5 | 6 | 0 | 80. William & Mary | 11 | 47 | 846 | 1 | 18.00 | 5 | 6 | 0 |
| 23. Sacred Heart | 10 | 45 | 978 | 0 | 21.73 | 4 | 6 | 0 | 81. Jackson St. | 11 | 51 | 915 | 0 | 17.94 | 2 | 9 | 0 |
| 24. Sacramento St. | 11 | 41 | 884 | 0 | 21.56 | 2 | 9 | 0 | 82. Butler | 11 | 58 | 1,039 | 1 | 17.91 | 0 | 11 | 0 |
| 25. Missouri St. | 10 | 39 | 837 | 0 | 21.46 | 4 | 6 | 0 | 83. Georgetown | 11 | 52 | 928 | 0 | 17.85 | 4 | 7 | 0 |
| 26. Dayton | 10 | 17 | 363 | 0 | 21.35 | 9 | 1 | 0 | 84. Florida A&M | 11 | 46 | 819 | 0 | 17.80 | 6 | 5 | 0 |
| 27. Eastern Ill. | 12 | 37 | 789 | 0 | 21.32 | 9 | 3 | 0 | 85. Prairie View | 11 | 46 | 816 | 0 | 17.74 | 5 | 6 | 0 |
| 28. Ark.-Pine Bluff | 11 | 48 | 1,019 | 0 | 21.23 | 3 | 8 | 0 | 86. Tenn.-Martin | 11 | 47 | 833 | 0 | 17.72 | 6 | 5 | 0 |
| 29. Texas St. | 14 | 39 | 827 | 0 | 21.21 | 11 | 3 | 0 | 87. Chattanooga | 11 | 41 | 725 | 0 | 17.68 | 6 | 5 | 0 |
| 30. Harvard | 10 | 41 | 865 | 1 | 21.10 | 7 | 3 | 0 | 88. Liberty | 11 | 49 | 866 | 0 | 17.67 | 1 | 10 | 0 |
| 31. Princeton | 10 | 29 | 609 | 1 | 21.00 | 7 | 3 | 0 | 89. Iona | 10 | 46 | 812 | 0 | 17.65 | 3 | 7 | 0 |
| 32. Hofstra | 11 | 29 | 606 | 0 | 20.90 | 7 | 4 | 0 | 90. Fordham | 11 | 47 | 829 | 0 | 17.64 | 2 | 9 | 0 |
| 33. Youngstown St. | 11 | 15 | 313 | 0 | 20.87 | 8 | 3 | 0 | 91. Wagner | 11 | 37 | 651 | 0 | 17.59 | 6 | 5 | 0 |
| 34. Citadel | 11 | 35 | 727 | 0 | 20.77 | 4 | 7 | 0 | 92. Indiana St. | 11 | 54 | 940 | 1 | 17.41 | 0 | 11 | 0 |
| 35. San Diego | 12 | 33 | 683 | 0 | 20.70 | 11 | 1 | 0 | 93. Appalachian St. | 15 | 43 | 748 | 0 | 17.40 | 12 | 3 | 0 |
| 36. Lafayette | 12 | 46 | 949 | 0 | 20.63 | 8 | 4 | 0 | 94. Dartmouth | 10 | 47 | 812 | 0 | 17.28 | 2 | 8 | 0 |
| 37. Eastern Wash. | 12 | 31 | 639 | 0 | 20.61 | 7 | 5 | 0 | 95. Massachusetts | 11 | 30 | 518 | 0 | 17.27 | 7 | 4 | 0 |
| 38. McNeese St. | 9 | 39 | 801 | 0 | 20.54 | 5 | 4 | 0 | 96. Austin Peay | 11 | 46 | 792 | 0 | 17.22 | 2 | 9 | 0 |
| 38. Richmond | 13 | 39 | 801 | 0 | 20.54 | 9 | 4 | 0 | 97. Montana St. | 11 | 35 | 598 | 0 | 17.09 | 7 | 4 | 0 |
| 40. Samford | 11 | 51 | 1,047 | 0 | 20.53 | 5 | 6 | 0 | 98. Eastern Ky. | 11 | 33 | 563 | 0 | 17.06 | 7 | 4 | 0 |
| 41. Duquesne | 10 | 26 | 532 | 0 | 20.46 | 7 | 3 | 0 | 99. Yale | 10 | 37 | 631 | 0 | 17.05 | 4 | 6 | 0 |
| 42. Delaware St. | 11 | 37 | 757 | 0 | 20.46 | 7 | 4 | 0 | 100. Cal Poly | 13 | 33 | 555 | 0 | 16.82 | 9 | 4 | 0 |
| 43. Jacksonville | 8 | 28 | 570 | 0 | 20.36 | 4 | 4 | 0 | 101. Nicholls St. | 10 | 32 | 535 | 0 | 16.72 | 6 | 4 | 0 |
| 44. Elon | 11 | 42 | 853 | 1 | 20.31 | 3 | 8 | 0 | 102. Rhode Island | 11 | 47 | 782 | 0 | 16.64 | 4 | 7 | 0 |
| 45. Northern Ariz. | 11 | 46 | 933 | 0 | 20.28 | 3 | 8 | 0 | 103. Savannah St. | 11 | 67 | 1,110 | 0 | 16.57 | 0 | 11 | 0 |
| 46. Morehead St. | 12 | 50 | 1,014 | 0 | 20.28 | 8 | 4 | 0 | 104. La Salle | 11 | 55 | 911 | 0 | 16.56 | 4 | 7 | 0 |
| 47. Illinois St. | 11 | 32 | 647 | 0 | 20.22 | 7 | 4 | 0 | 105. Stony Brook | 11 | 38 | 623 | 0 | 16.39 | 6 | 5 | 0 |
| 48. Howard | 11 | 39 | 788 | 0 | 20.21 | 4 | 7 | 0 | 106. Southeast Mo. St. | 11 | 56 | 915 | 0 | 16.34 | 2 | 9 | 0 |
| 49. Southern Ill. | 13 | 43 | 863 | 1 | 20.07 | 9 | 4 | 0 | 107. St. Francis (Pa.) | 11 | 49 | 788 | 0 | 16.08 | 3 | 8 | 0 |
| 50. Weber St. | 11 | 44 | 881 | 0 | 20.02 | 6 | 5 | 0 | 108. Valparaiso | 11 | 48 | 764 | 0 | 15.92 | 3 | 8 | 0 |
| 51. Tennessee Tech | 11 | 45 | 899 | 0 | 19.98 | 4 | 7 | 0 | 109. Morgan St. | 11 | 49 | 777 | 1 | 15.86 | 2 | 9 | 0 |
| 52. UNI | 15 | 51 | 1,018 | 0 | 19.96 | 11 | 4 | 0 | 110. N.C. A&T | 11 | 39 | 616 | 0 | 15.79 | 3 | 8 | 0 |
| 53. Coastal Caro. | 11 | 38 | 758 | 0 | 19.95 | 9 | 2 | 0 | 111. Ga. Southern | 12 | 44 | 693 | 0 | 15.75 | 8 | 4 | 0 |
| 54. Cornell | 10 | 35 | 693 | 0 | 19.80 | 6 | 4 | 0 | 112. Marist | 11 | 46 | 721 | 0 | 15.67 | 7 | 4 | 0 |
| 55. Alabama A&M | 12 | 37 | 732 | 0 | 19.78 | 9 | 3 | 0 | 113. Villanova | 11 | 57 | 875 | 0 | 15.35 | 4 | 7 | 0 |
| 56. Western Ill. | 11 | 50 | 988 | 0 | 19.76 | 5 | 6 | 0 | 114. Bucknell | 11 | 50 | 758 | 0 | 15.16 | 1 | 10 | 0 |
| 57. Furman | 14 | 53 | 1,046 | 0 | 19.74 | 11 | 3 | 0 | 115. Norfolk St. | 11 | 35 | 519 | 0 | 14.83 | 4 | 7 | 0 |
| 58. VMI | 11 | 44 | 863 | 0 | 19.61 | 3 | 8 | 0 | 116. Southeastern La. | 10 | 40 | 425 | 0 | 10.63 | 4 | 6 | 0 |
| 59. Penn. | 10 | 36 | 705 | 1 | 19.58 | 5 | 5 | 0 | * South Dakota St. | 11 | 30 | 694 | 1 | 23.13 | 6 | 5 | 0 |
| 60. Drake | 10 | 32 | 623 | 0 | 19.47 | 6 | 4 | 0 | * North Dakota St. | 11 | 24 | 471 | 0 | 19.63 | 7 | 4 | 0 |
| 61. Colgate | 12 | 41 | 798 | 0 | 19.46 | 8 | 4 | 0 | * Northern Colo. | 11 | 40 | 776 | 0 | 19.40 | 4 | 7 | 0 |
| 62. Sam Houston St. | 10 | 36 | 699 | 0 | 19.42 | 3 | 7 | 0 | * UC Davis | 11 | 30 | 509 | 0 | 16.97 | 6 | 5 | 0 |
| 63. Tennessee St. | 11 | 47 | 911 | 0 | 19.38 | 2 | 9 | 0 | | | | | | | | | |

STATISTICAL LEADERS

Turnover Margin

| Rank, Team | G | Gained | | | Lost | | | TM/Gm | W | L | T |
|-----------------------|----|--------|-----|-------|------|-----|-------|-------|----|---|---|
| | | Fum | Int | Total | Fum | Int | Total | | | | |
| 1. New Hampshire | 13 | 21 | 24 | 45 | 15 | 10 | 25 | 1.54 | 11 | 2 | 0 |
| 2. Eastern Ill. | 12 | 21 | 20 | 41 | 14 | 9 | 23 | 1.50 | 9 | 3 | 0 |
| 3. Grambling | 12 | 18 | 17 | 35 | 11 | 7 | 18 | 1.42 | 11 | 1 | 0 |
| 4. Central Conn. St. | 11 | 14 | 15 | 29 | 10 | 6 | 16 | 1.18 | 7 | 4 | 0 |
| 4. South Carolina St. | 11 | 19 | 8 | 27 | 8 | 6 | 14 | 1.18 | 9 | 2 | 0 |
| 6. Montana | 12 | 12 | 18 | 30 | 9 | 8 | 17 | 1.08 | 8 | 4 | 0 |
| 7. Brown | 10 | 11 | 13 | 24 | 5 | 9 | 14 | 1.00 | 9 | 1 | 0 |
| 7. Holy Cross | 11 | 13 | 11 | 24 | 6 | 7 | 13 | 1.00 | 6 | 5 | 0 |
| 7. Stony Brook | 11 | 15 | 10 | 25 | 3 | 11 | 14 | 1.00 | 6 | 5 | 0 |
| 7. Portland St. | 11 | 11 | 14 | 25 | 5 | 9 | 14 | 1.00 | 6 | 5 | 0 |
| 7. Jacksonville St. | 11 | 10 | 18 | 28 | 11 | 6 | 17 | 1.00 | 6 | 5 | 0 |
| 12. Youngstown St. | 11 | 8 | 18 | 26 | 8 | 8 | 16 | .91 | 8 | 3 | 0 |
| 13. Davidson | 10 | 9 | 19 | 28 | 5 | 14 | 19 | .90 | 4 | 6 | 0 |
| 14. San Diego | 12 | 10 | 15 | 25 | 7 | 8 | 15 | .83 | 11 | 1 | 0 |
| 15. Dayton | 10 | 7 | 15 | 22 | 9 | 5 | 14 | .80 | 9 | 1 | 0 |
| 16. Stephen F. Austin | 11 | 12 | 17 | 29 | 10 | 11 | 21 | .73 | 5 | 6 | 0 |
| 16. William & Mary | 11 | 8 | 19 | 27 | 10 | 9 | 19 | .73 | 5 | 6 | 0 |
| 18. Nicholls St. | 10 | 10 | 12 | 22 | 12 | 3 | 15 | .70 | 6 | 4 | 0 |
| 19. Lehigh | 11 | 13 | 17 | 30 | 10 | 13 | 23 | .64 | 8 | 3 | 0 |
| 20. Cal Poly | 13 | 11 | 17 | 28 | 9 | 11 | 20 | .62 | 9 | 4 | 0 |

| Rank, Team | G | Gained | | | Lost | | | TM/Gm | W | L | T |
|-----------------------|----|--------|-----|-------|------|-----|-------|-------|----|----|---|
| | | Fum | Int | Total | Fum | Int | Total | | | | |
| 21. Drake | 10 | 10 | 13 | 23 | 10 | 7 | 17 | .60 | 6 | 4 | 0 |
| 22. Texas St. | 14 | 17 | 16 | 33 | 15 | 10 | 25 | .57 | 11 | 3 | 0 |
| 23. Illinois St. | 11 | 14 | 10 | 24 | 6 | 12 | 18 | .55 | 7 | 4 | 0 |
| 23. Wofford | 11 | 11 | 15 | 26 | 15 | 5 | 20 | .55 | 6 | 5 | 0 |
| 23. Northeastern | 11 | 15 | 8 | 23 | 7 | 10 | 17 | .55 | 2 | 9 | 0 |
| 26. Appalachian St. | 15 | 11 | 18 | 29 | 13 | 8 | 21 | .53 | 12 | 3 | 0 |
| 27. Cornell | 10 | 10 | 10 | 20 | 7 | 8 | 15 | .50 | 6 | 4 | 0 |
| 27. Yale | 10 | 8 | 16 | 24 | 5 | 14 | 19 | .50 | 4 | 6 | 0 |
| 27. Princeton | 10 | 8 | 19 | 27 | 9 | 13 | 22 | .50 | 7 | 3 | 0 |
| 30. Citadel | 11 | 13 | 11 | 24 | 9 | 10 | 19 | .45 | 4 | 7 | 0 |
| 30. James Madison | 11 | 8 | 12 | 20 | 9 | 6 | 15 | .45 | 7 | 4 | 0 |
| 32. Eastern Wash. | 12 | 10 | 12 | 22 | 8 | 9 | 17 | .42 | 7 | 5 | 0 |
| 32. Ga. Southern | 12 | 9 | 14 | 23 | 11 | 7 | 18 | .42 | 8 | 4 | 0 |
| 34. Sam Houston St. | 10 | 19 | 7 | 26 | 9 | 13 | 22 | .40 | 3 | 7 | 0 |
| 35. Richmond | 13 | 12 | 14 | 26 | 7 | 14 | 21 | .38 | 9 | 4 | 0 |
| 36. Austin Peay | 11 | 10 | 11 | 21 | 5 | 12 | 17 | .36 | 2 | 9 | 0 |
| 36. Tenn.-Martin | 11 | 13 | 15 | 28 | 6 | 18 | 24 | .36 | 6 | 5 | 0 |
| 36. Coastal Caro. | 11 | 9 | 17 | 26 | 15 | 7 | 22 | .36 | 9 | 2 | 0 |
| 36. Delaware St. | 11 | 10 | 16 | 26 | 13 | 9 | 22 | .36 | 7 | 4 | 0 |
| 40. Hampton | 12 | 10 | 12 | 22 | 10 | 8 | 18 | .33 | 11 | 1 | 0 |
| 40. UNI | 15 | 15 | 12 | 27 | 14 | 8 | 22 | .33 | 11 | 4 | 0 |
| 42. Duquesne | 10 | 13 | 18 | 31 | 14 | 14 | 28 | .30 | 7 | 3 | 0 |
| 42. Harvard | 10 | 10 | 18 | 28 | 9 | 16 | 25 | .30 | 7 | 3 | 0 |
| 44. Alabama St. | 11 | 8 | 8 | 16 | 8 | 5 | 13 | .27 | 6 | 5 | 0 |
| 44. Marist | 11 | 11 | 13 | 24 | 6 | 15 | 21 | .27 | 7 | 4 | 0 |
| 44. Massachusetts | 11 | 10 | 18 | 28 | 11 | 14 | 25 | .27 | 7 | 4 | 0 |
| 44. Norfolk St. | 11 | 11 | 10 | 21 | 12 | 6 | 18 | .27 | 4 | 7 | 0 |
| 44. Western Ky. | 11 | 13 | 10 | 23 | 10 | 10 | 20 | .27 | 6 | 5 | 0 |
| 44. VMI | 11 | 12 | 11 | 23 | 9 | 11 | 20 | .27 | 3 | 8 | 0 |
| 50. Southeastern La. | 10 | 8 | 15 | 23 | 11 | 10 | 21 | .20 | 4 | 6 | 0 |
| 50. Missouri St. | 10 | 12 | 5 | 17 | 7 | 8 | 15 | .20 | 4 | 6 | 0 |
| 52. Bethune-Cookman | 11 | 11 | 10 | 21 | 15 | 4 | 19 | .18 | 7 | 4 | 0 |
| 52. Elon | 11 | 11 | 8 | 19 | 9 | 8 | 17 | .18 | 3 | 8 | 0 |
| 52. Eastern Ky. | 11 | 16 | 19 | 35 | 14 | 19 | 33 | .18 | 7 | 4 | 0 |
| 52. Morgan St. | 11 | 13 | 9 | 22 | 7 | 13 | 20 | .18 | 2 | 9 | 0 |
| 52. Maine | 11 | 13 | 11 | 24 | 7 | 15 | 22 | .18 | 5 | 6 | 0 |
| 57. Alabama A&M | 12 | 12 | 16 | 28 | 15 | 11 | 26 | .17 | 9 | 3 | 0 |
| 58. Robert Morris | 10 | 6 | 13 | 19 | 7 | 11 | 18 | .10 | 2 | 8 | 0 |
| 59. Delaware | 11 | 5 | 8 | 13 | 6 | 6 | 12 | .09 | 6 | 5 | 0 |
| 59. Florida A&M | 11 | 11 | 9 | 20 | 9 | 10 | 19 | .09 | 6 | 5 | 0 |
| 59. Weber St. | 11 | 12 | 8 | 20 | 7 | 12 | 19 | .09 | 6 | 5 | 0 |
| 59. Prairie View | 11 | 13 | 10 | 23 | 9 | 13 | 22 | .09 | 5 | 6 | 0 |
| 59. Howard | 11 | 8 | 13 | 21 | 9 | 11 | 20 | .09 | 4 | 7 | 0 |
| 64. Charleston So. | 11 | 10 | 9 | 19 | 9 | 10 | 19 | .00 | 7 | 4 | 0 |
| 64. Colgate | 12 | 17 | 19 | 36 | 14 | 22 | 36 | .00 | 8 | 4 | 0 |
| 64. La Salle | 11 | 13 | 17 | 30 | 11 | 19 | 30 | .00 | 4 | 7 | 0 |
| 64. Wagner | 11 | 6 | 21 | 27 | 10 | 17 | 27 | .00 | 6 | 5 | 0 |
| 64. Western Caro. | 9 | 5 | 15 | 20 | 12 | 8 | 20 | .00 | 5 | 4 | 0 |
| 64. Monmouth | 10 | 12 | 11 | 23 | 6 | 17 | 23 | .00 | 6 | 4 | 0 |
| 70. Southern Ill. | 13 | 10 | 12 | 22 | 14 | 9 | 23 | -.08 | 9 | 4 | 0 |
| 71. Jackson St. | 11 | 15 | 8 | 23 | 9 | 15 | 24 | -.09 | 2 | 9 | 0 |
| 71. Mississippi Val. | 11 | 11 | 10 | 21 | 11 | 11 | 22 | -.09 | 6 | 5 | 0 |
| 73. Southern U. | 9 | 11 | 4 | 15 | 9 | 7 | 16 | -.11 | 4 | 5 | 0 |
| 74. Samford | 11 | 11 | 12 | 23 | 8 | 17 | 25 | -.18 | 5 | 6 | 0 |
| 74. N.C. A&T | 11 | 7 | 9 | 16 | 7 | 11 | 18 | -.18 | 3 | 8 | 0 |
| 74. Ark.-Pine Bluff | 11 | 9 | 6 | 15 | 7 | 10 | 17 | -.18 | 3 | 8 | 0 |
| 77. Lafayette | 12 | 11 | 11 | 22 | 13 | 12 | 25 | -.25 | 8 | 4 | 0 |
| 77. Morehead St. | 12 | 11 | 15 | 26 | 15 | 14 | 29 | -.25 | 8 | 4 | 0 |
| 79. Fordham | 11 | 15 | 9 | 24 | 12 | 15 | 27 | -.27 | 2 | 9 | 0 |
| 80. Penn. | 10 | 8 | 8 | 16 | 3 | 16 | 19 | -.30 | 5 | 5 | 0 |
| 81. Albany (N.Y.) | 11 | 11 | 7 | 18 | 12 | 10 | 22 | -.36 | 5 | 6 | 0 |
| 81. Sacramento St. | 11 | 13 | 13 | 26 | 20 | 10 | 30 | -.36 | 2 | 9 | 0 |
| 81. Southeast Mo. St. | 11 | 16 | 8 | 24 | 9 | 19 | 28 | -.36 | 2 | 9 | 0 |
| 84. Iona | 10 | 13 | 6 | 19 | 10 | 13 | 23 | -.40 | 3 | 7 | 0 |
| 85. McNeese St. | 9 | 14 | 6 | 20 | 11 | 13 | 24 | -.44 | 5 | 4 | 0 |
| 86. Bucknell | 11 | 8 | 20 | 28 | 24 | 9 | 33 | -.45 | 1 | 10 | 0 |
| 86. Texas Southern | 11 | 7 | 8 | 15 | 13 | 7 | 20 | -.45 | 1 | 10 | 0 |
| 88. St. Francis (Pa.) | 11 | 5 | 11 | 16 | 10 | 12 | 22 | -.55 | 3 | 8 | 0 |
| 88. Western Ill. | 11 | 13 | 8 | 21 | 17 | 10 | 27 | -.55 | 5 | 6 | 0 |
| 90. Montana St. | 11 | 6 | 11 | 17 | 14 | 10 | 24 | -.64 | 7 | 4 | 0 |
| 90. Northern Ariz. | 11 | 12 | 13 | 25 | 12 | 20 | 32 | -.64 | 3 | 8 | 0 |
| 90. Gardner-Webb | 11 | 19 | 8 | 27 | 14 | 20 | 34 | -.64 | 5 | 6 | 0 |
| 93. Furman | 14 | 8 | 10 | 18 | 13 | 15 | 28 | -.71 | 11 | 3 | 0 |
| 94. Indiana St. | 11 | 9 | 7 | 16 | 11 | 13 | 24 | -.73 | 0 | 11 | 0 |
| 94. Tennessee Tech | 11 | 11 | 16 | 27 | 16 | 19 | 35 | -.73 | 4 | 7 | 0 |
| 94. Chattanooga | 11 | 9 | 7 | 16 | 6 | 18 | 24 | -.73 | 6 | 5 | 0 |
| 97. Dartmouth | 10 | 9 | 13 | 22 | 11 | 19 | 30 | -.80 | 2 | 8 | 0 |
| 97. Northwestern St. | 10 | 10 | 7 | 17 | 12 | 13 | 25 | -.80 | 5 | 5 | 0 |
| 99. Savannah St. | 11 | 10 | 9 | 19 | 16 | 12 | 28 | -.82 | 0 | 11 | 0 |
| 99. Towson | 11 | 9 | 10 | 19 | 11 | 17 | 28 | -.82 | 6 | 5 | 0 |
| 101. Alcorn St. | 11 | 8 | 14 | 22 | 13 | 19 | 32 | -.91 | 6 | 5 | 0 |
| 101. Idaho St. | 11 | 7 | 11 | 18 | 8 | 20 | 28 | -.91 | 5 | 6 | 0 |
| 101. Georgetown | 11 | 8 | 4 | 12 | 16 | 6 | 22 | -.91 | 4 | 7 | 0 |

| Rank, Team | G | Gained | | | Lost | | | TM/Gm | W | L | T |
|-------------------------|----|--------|-----|-------|------|-----|-------|-------|---|----|---|
| | | Fum | Int | Total | Fum | Int | Total | | | | |
| 104. Butler..... | 11 | 9 | 4 | 13 | 10 | 14 | 24 | -1.00 | 0 | 11 | 0 |
| 104. Hofstra..... | 11 | 5 | 12 | 17 | 16 | 12 | 28 | -1.00 | 7 | 4 | 0 |
| 104. Sacred Heart..... | 10 | 4 | 8 | 12 | 10 | 12 | 22 | -1.00 | 4 | 6 | 0 |
| 104. Rhode Island..... | 11 | 12 | 7 | 19 | 20 | 10 | 30 | -1.00 | 4 | 7 | 0 |
| 108. Valparaiso..... | 11 | 11 | 6 | 17 | 12 | 17 | 29 | -1.09 | 3 | 8 | 0 |
| 109. St. Peter's..... | 10 | 10 | 8 | 18 | 14 | 17 | 31 | -1.30 | 1 | 9 | 0 |
| 109. Southern Utah..... | 10 | 10 | 6 | 16 | 11 | 18 | 29 | -1.30 | 1 | 9 | 0 |
| 111. Liberty..... | 11 | 9 | 2 | 11 | 13 | 13 | 26 | -1.36 | 1 | 10 | 0 |
| 111. Tennessee St..... | 11 | 9 | 11 | 20 | 21 | 14 | 35 | -1.36 | 2 | 9 | 0 |
| 113. Jacksonville..... | 8 | 8 | 5 | 13 | 15 | 9 | 24 | -1.38 | 4 | 4 | 0 |
| 114. Columbia..... | 10 | 8 | 8 | 16 | 18 | 12 | 30 | -1.40 | 2 | 8 | 0 |
| 115. Villanova..... | 11 | 7 | 6 | 13 | 12 | 17 | 29 | -1.45 | 4 | 7 | 0 |
| 116. Murray St..... | 11 | 6 | 8 | 14 | 19 | 19 | 38 | -2.18 | 2 | 9 | 0 |
| * North Dakota St..... | 11 | 10 | 15 | 25 | 6 | 8 | 14 | 1.00 | 7 | 4 | 0 |
| * Northern Colo..... | 11 | 9 | 20 | 29 | 5 | 15 | 20 | .82 | 4 | 7 | 0 |
| * UC Davis..... | 11 | 8 | 16 | 24 | 10 | 16 | 26 | -.18 | 6 | 5 | 0 |
| * South Dakota St..... | 11 | 6 | 15 | 21 | 12 | 15 | 27 | -.55 | 6 | 5 | 0 |

Fumbles Recovered

| Rank, Team | No. |
|----------------------------|-----|
| 1. Eastern Ill..... | 21 |
| 1. New Hampshire..... | 21 |
| 3. Sam Houston St..... | 19 |
| 3. Gardner-Webb..... | 19 |
| 3. South Carolina St..... | 19 |
| 6. Grambling..... | 18 |
| 7. Colgate..... | 17 |
| 7. Texas St..... | 17 |
| 9. Eastern Ky..... | 16 |
| 9. Southeast Mo. St..... | 16 |
| 11. Fordham..... | 15 |
| 11. Stony Brook..... | 15 |
| 11. Northeastern..... | 15 |
| 11. UNI..... | 15 |
| 11. Jackson St..... | 15 |
| 16. Central Conn. St..... | 14 |
| 16. Illinois St..... | 14 |
| 16. McNeese St..... | 14 |
| 19. Sacramento St..... | 13 |
| 19. Duquesne..... | 13 |
| 19. Western Ky..... | 13 |
| 19. Western Ill..... | 13 |
| 19. Tenn.-Martin..... | 13 |
| 19. Prairie View..... | 13 |
| 19. Morgan St..... | 13 |
| 19. Maine..... | 13 |
| 19. Lehigh..... | 13 |
| 19. La Salle..... | 13 |
| 19. Iona..... | 13 |
| 19. Holy Cross..... | 13 |
| 19. Citadel..... | 13 |
| 32. Alabama A&M..... | 12 |
| 32. Weber St..... | 12 |
| 32. VMI..... | 12 |
| 32. Stephen F. Austin..... | 12 |
| 32. Missouri St..... | 12 |
| 32. Richmond..... | 12 |
| 32. Rhode Island..... | 12 |
| 32. Monmouth..... | 12 |
| 32. Northern Ariz..... | 12 |
| 32. Montana..... | 12 |
| 42. Albany (N.Y.)..... | 11 |
| 42. Bethune-Cookman..... | 11 |
| 42. Cal Poly..... | 11 |
| 42. Brown..... | 11 |
| 42. Appalachian St..... | 11 |
| 42. Elon..... | 11 |
| 42. Valparaiso..... | 11 |
| 42. Tennessee Tech..... | 11 |
| 42. Southern U..... | 11 |
| 42. Samford..... | 11 |
| 42. Portland St..... | 11 |
| 42. Norfolk St..... | 11 |
| 42. Morehead St..... | 11 |
| 42. Mississippi Val..... | 11 |
| 42. Wofford..... | 11 |
| 42. Marist..... | 11 |
| 42. Lafayette..... | 11 |
| 42. Florida A&M..... | 11 |
| 60. Austin Peay..... | 10 |

| Rank, Team | No. |
|-----------------------------|-----|
| 60. Charleston So..... | 10 |
| 60. Cornell..... | 10 |
| 60. Delaware St..... | 10 |
| 60. Hampton..... | 10 |
| 60. Southern Utah..... | 10 |
| 60. Southern Ill..... | 10 |
| 60. Savannah St..... | 10 |
| 60. San Diego..... | 10 |
| 60. St. Peter's..... | 10 |
| 60. Northwestern St..... | 10 |
| 60. Nicholls St..... | 10 |
| 60. Massachusetts..... | 10 |
| 60. Jacksonville St..... | 10 |
| 60. Harvard..... | 10 |
| 60. Eastern Wash..... | 10 |
| 60. Drake..... | 10 |
| 77. Butler..... | 9 |
| 77. Coastal Caro..... | 9 |
| 77. Dartmouth..... | 9 |
| 77. Davidson..... | 9 |
| 77. Ark.-Pine Bluff..... | 9 |
| 77. Towson..... | 9 |
| 77. Chattanooga..... | 9 |
| 77. Tennessee St..... | 9 |
| 77. Liberty..... | 9 |
| 77. Indiana St..... | 9 |
| 77. Ga. Southern..... | 9 |
| 88. Alabama St..... | 8 |
| 88. Bucknell..... | 8 |
| 88. Columbia..... | 8 |
| 88. Georgetown..... | 8 |
| 88. Jacksonville..... | 8 |
| 88. Youngstown St..... | 8 |
| 88. Yale..... | 8 |
| 88. William & Mary..... | 8 |
| 88. Southeastern La..... | 8 |
| 88. Princeton..... | 8 |
| 88. Penn..... | 8 |
| 88. James Madison..... | 8 |
| 88. Howard..... | 8 |
| 88. Furman..... | 8 |
| 88. Alcorn St..... | 8 |
| 103. Dayton..... | 7 |
| 103. N.C. A&T..... | 7 |
| 103. Villanova..... | 7 |
| 103. Texas Southern..... | 7 |
| 103. Idaho St..... | 7 |
| 108. Montana St..... | 6 |
| 108. Murray St..... | 6 |
| 108. Robert Morris..... | 6 |
| 108. Wagner..... | 6 |
| 112. Delaware..... | 5 |
| 112. Hofstra..... | 5 |
| 112. Western Caro..... | 5 |
| 112. St. Francis (Pa.)..... | 5 |
| 116. Sacred Heart..... | 4 |
| * North Dakota St..... | 10 |
| * Northern Colo..... | 9 |
| * UC Davis..... | 8 |
| * South Dakota St..... | 6 |

Passes Intercepted

| Rank, Team | No. |
|----------------------------|-----|
| 1. New Hampshire..... | 24 |
| 2. Wagner..... | 21 |
| 3. Bucknell..... | 20 |
| 3. Eastern Ill..... | 20 |
| 5. Colgate..... | 19 |
| 5. Davidson..... | 19 |
| 5. Princeton..... | 19 |
| 5. Eastern Ky..... | 19 |
| 5. William & Mary..... | 19 |
| 10. Appalachian St..... | 18 |
| 10. Montana..... | 18 |
| 10. Massachusetts..... | 18 |
| 10. Youngstown St..... | 18 |
| 10. Duquesne..... | 18 |
| 10. Harvard..... | 18 |
| 10. Jacksonville St..... | 18 |
| 17. Cal Poly..... | 17 |
| 17. Coastal Caro..... | 17 |
| 17. Stephen F. Austin..... | 17 |
| 17. Lehigh..... | 17 |
| 17. La Salle..... | 17 |
| 17. Grambling..... | 17 |
| 23. Alabama A&M..... | 16 |
| 23. Yale..... | 16 |
| 23. Tennessee Tech..... | 16 |
| 23. Texas St..... | 16 |
| 23. Delaware St..... | 16 |
| 28. Central Conn. St..... | 15 |
| 28. Dayton..... | 15 |
| 28. Wofford..... | 15 |
| 28. Western Caro..... | 15 |
| 28. Tenn.-Martin..... | 15 |
| 28. Southeastern La..... | 15 |
| 28. San Diego..... | 15 |
| 28. Morehead St..... | 15 |
| 36. Alcorn St..... | 14 |
| 36. Richmond..... | 14 |
| 36. Portland St..... | 14 |
| 36. Ga. Southern..... | 14 |
| 40. Brown..... | 13 |
| 40. Sacramento St..... | 13 |
| 40. Robert Morris..... | 13 |
| 40. Northern Ariz..... | 13 |
| 40. Marist..... | 13 |
| 40. Howard..... | 13 |
| 40. Drake..... | 13 |
| 40. Dartmouth..... | 13 |
| 48. Eastern Wash..... | 12 |
| 48. Southern Ill..... | 12 |
| 48. Hampton..... | 12 |
| 48. James Madison..... | 12 |
| 48. UNI..... | 12 |
| 48. Samford..... | 12 |
| 48. Nicholls St..... | 12 |
| 48. Hofstra..... | 12 |
| 56. Austin Peay..... | 11 |
| 56. St. Francis (Pa.)..... | 11 |
| 56. Montana St..... | 11 |
| 56. Monmouth..... | 11 |
| 56. Maine..... | 11 |

| Rank, Team | No. |
|----------------------------|-----|
| 56. Lafayette..... | 11 |
| 56. Citadel..... | 11 |
| 56. Idaho St..... | 11 |
| 56. Holy Cross..... | 11 |
| 56. VMI..... | 11 |
| 56. Tennessee St..... | 11 |
| 67. Bethune-Cookman..... | 10 |
| 67. Illinois St..... | 10 |
| 67. Furman..... | 10 |
| 67. Norfolk St..... | 10 |
| 67. Western Ky..... | 10 |
| 67. Towson..... | 10 |
| 67. Stony Brook..... | 10 |
| 67. Prairie View..... | 10 |
| 67. Mississippi Val..... | 10 |
| 67. Cornell..... | 10 |
| 77. Charleston So..... | 9 |
| 77. Savannah St..... | 9 |
| 77. N.C. A&T..... | 9 |
| 77. Morgan St..... | 9 |
| 77. Florida A&M..... | 9 |
| 77. Fordham..... | 9 |
| 83. Alabama St..... | 8 |
| 83. Penn..... | 8 |
| 83. South Carolina St..... | 8 |
| 83. Gardner-Webb..... | 8 |
| 83. Elon..... | 8 |
| 83. Western Ill..... | 8 |
| 83. Weber St..... | 8 |
| 83. Texas Southern..... | 8 |
| 83. Southeast Mo. St..... | 8 |
| 83. St. Peter's..... | 8 |
| 83. Sacred Heart..... | 8 |
| 83. Northeastern..... | 8 |
| 83. Murray St..... | 8 |
| 83. Columbia..... | 8 |
| 83. Delaware..... | 8 |
| 83. Jackson St..... | 8 |
| 99. Albany (N.Y.)..... | 7 |
| 99. Chattanooga..... | 7 |
| 99. Sam Houston St..... | 7 |
| 99. Rhode Island..... | 7 |
| 99. Northwestern St..... | 7 |
| 99. Indiana St..... | 7 |
| 105. Iona..... | 6 |
| 105. McNeese St..... | 6 |
| 105. Valparaiso..... | 6 |
| 105. Ark.-Pine Bluff..... | 6 |
| 105. Villanova..... | 6 |
| 105. Southern Utah..... | 6 |
| 111. Jacksonville..... | 5 |
| 111. Missouri St..... | 5 |
| 113. Butler..... | 4 |
| 113. Southern U..... | 4 |
| 113. Georgetown..... | 4 |
| 116. Liberty..... | 2 |
| * Northern Colo..... | 20 |
| * UC Davis..... | 16 |
| * South Dakota St..... | 15 |
| * North Dakota St..... | 15 |

Turnovers Gained

| Rank, Team | No. | Rank, Team | No. |
|------------------------|-----|-----------------------|-----|
| 1. New Hampshire | 45 | 60. Lafayette | 22 |
| 2. Eastern Ill. | 41 | 60. Southern Ill. | 22 |
| 3. Colgate | 36 | 60. Nicholls St. | 22 |
| 4. Eastern Ky. | 35 | 60. Morgan St. | 22 |
| 4. Grambling | 35 | 60. Dartmouth | 22 |
| 6. Texas St. | 33 | 60. Hampton | 22 |
| 7. Duquesne | 31 | 60. Eastern Wash. | 22 |
| 8. La Salle | 30 | 60. Dayton | 22 |
| 8. Montana | 30 | 69. Austin Peay | 21 |
| 8. Lehigh | 30 | 69. Bethune-Cookman | 21 |
| 11. Appalachian St. | 29 | 69. Norfolk St. | 21 |
| 11. Stephen F. Austin | 29 | 69. Western Ill. | 21 |
| 11. Central Conn. St. | 29 | 69. Mississippi Val. | 21 |
| 14. Alabama A&M | 28 | 69. Howard | 21 |
| 14. Bucknell | 28 | 75. Cornell | 20 |
| 14. Tenn.-Martin | 28 | 75. Western Caro. | 20 |
| 14. Massachusetts | 28 | 75. Weber St. | 20 |
| 14. Jacksonville St. | 28 | 75. Tennessee St. | 20 |
| 14. Harvard | 28 | 75. McNeese St. | 20 |
| 14. Cal Poly | 28 | 75. James Madison | 20 |
| 14. Davidson | 28 | 75. Florida A&M | 20 |
| 22. UNI | 27 | 82. Charleston So. | 19 |
| 22. Gardner-Webb | 27 | 82. Rhode Island | 19 |
| 22. Princeton | 27 | 82. Robert Morris | 19 |
| 22. South Carolina St. | 27 | 82. Elon | 19 |
| 22. Wagner | 27 | 82. Towson | 19 |
| 22. William & Mary | 27 | 82. Savannah St. | 19 |
| 22. Tennessee Tech | 27 | 82. Iona | 19 |
| 29. Sacramento St. | 26 | 89. Albany (N.Y.) | 18 |
| 29. Coastal Caro. | 26 | 89. St. Peter's | 18 |
| 29. Wofford | 26 | 89. Furman | 18 |
| 29. Youngstown St. | 26 | 89. Idaho St. | 18 |
| 29. Sam Houston St. | 26 | 93. Hofstra | 17 |
| 29. Richmond | 26 | 93. Valparaiso | 17 |
| 29. Delaware St. | 26 | 93. Missouri St. | 17 |
| 29. Morehead St. | 26 | 93. Northwestern St. | 17 |
| 37. Stony Brook | 25 | 93. Montana St. | 17 |
| 37. San Diego | 25 | 98. Alabama St. | 16 |
| 37. Portland St. | 25 | 98. N.C. A&T | 16 |
| 37. Northern Ariz. | 25 | 98. Columbia | 16 |
| 41. Brown | 24 | 98. Indiana St. | 16 |
| 41. Citadel | 24 | 98. Penn. | 16 |
| 41. Yale | 24 | 98. St. Francis (Pa.) | 16 |
| 41. Southeast Mo. St. | 24 | 98. Chattanooga | 16 |
| 41. Marist | 24 | 98. Southern Utah | 16 |
| 41. Maine | 24 | 106. Southern U. | 15 |
| 41. Illinois St. | 24 | 106. Ark.-Pine Bluff | 15 |
| 41. Holy Cross | 24 | 106. Texas Southern | 15 |
| 41. Fordham | 24 | 109. Murray St. | 14 |
| 50. Drake | 23 | 110. Butler | 13 |
| 50. Southeastern La. | 23 | 110. Jacksonville | 13 |
| 50. Western Ky. | 23 | 110. Delaware | 13 |
| 50. VMI | 23 | 110. Villanova | 13 |
| 50. Samford | 23 | 114. Georgetown | 12 |
| 50. Prairie View | 23 | 114. Sacred Heart | 12 |
| 50. Ga. Southern | 23 | 116. Liberty | 11 |
| 50. Jackson St. | 23 | * Northern Colo. | 29 |
| 50. Northeastern | 23 | * North Dakota St. | 25 |
| 50. Monmouth | 23 | * UC Davis | 24 |
| 60. Alcorn St. | 22 | * South Dakota St. | 21 |

Fumbles Lost

| Rank, Team | No. | Rank, Team | No. |
|-----------------|-----|------------------------|-----|
| 1. Penn. | 3 | 15. Morgan St. | 7 |
| 1. Stony Brook | 3 | 15. N.C. A&T | 7 |
| 3. Austin Peay | 5 | 15. Maine | 7 |
| 3. Brown | 5 | 15. Richmond | 7 |
| 3. Portland St. | 5 | 15. Robert Morris | 7 |
| 3. Davidson | 5 | 15. San Diego | 7 |
| 3. Yale | 5 | 15. Ark.-Pine Bluff | 7 |
| 8. Delaware | 6 | 15. Weber St. | 7 |
| 8. Holy Cross | 6 | 15. Missouri St. | 7 |
| 8. Illinois St. | 6 | 15. Northeastern | 7 |
| 8. Marist | 6 | 26. Alabama St. | 8 |
| 8. Monmouth | 6 | 26. Youngstown St. | 8 |
| 8. Tenn.-Martin | 6 | 26. Samford | 8 |
| 8. Chattanooga | 6 | 26. South Carolina St. | 8 |
| 15. Cornell | 7 | 26. Idaho St. | 8 |

| Rank, Team | No. | Rank, Team | No. |
|-----------------------|-----|----------------------|-----|
| 26. Eastern Wash. | 8 | 73. Norfolk St. | 12 |
| 32. Charleston So. | 9 | 73. Western Caro. | 12 |
| 32. Elon | 9 | 73. Villanova | 12 |
| 32. VMI | 9 | 73. Valparaiso | 12 |
| 32. Southern U. | 9 | 73. Northwestern St. | 12 |
| 32. Southeast Mo. St. | 9 | 73. Northern Ariz. | 12 |
| 32. Sam Houston St. | 9 | 82. Alcorn St. | 13 |
| 32. Princeton | 9 | 82. Lafayette | 13 |
| 32. Prairie View | 9 | 82. Texas Southern | 13 |
| 32. Montana | 9 | 82. Liberty | 13 |
| 32. James Madison | 9 | 82. Delaware St. | 13 |
| 32. Jackson St. | 9 | 82. Appalachian St. | 13 |
| 32. Howard | 9 | 82. Furman | 13 |
| 32. Harvard | 9 | 89. Colgate | 14 |
| 32. Dayton | 9 | 89. Eastern Ill. | 14 |
| 32. Citadel | 9 | 89. Gardner-Webb | 14 |
| 32. Cal Poly | 9 | 89. Southern Ill. | 14 |
| 32. Florida A&M | 9 | 89. St. Peter's | 14 |
| 49. Butler | 10 | 89. UNI | 14 |
| 49. Central Conn. St. | 10 | 89. Montana St. | 14 |
| 49. William & Mary | 10 | 89. Eastern Ky. | 14 |
| 49. Western Ky. | 10 | 89. Duquesne | 14 |
| 49. Wagner | 10 | 98. Alabama A&M | 15 |
| 49. Stephen F. Austin | 10 | 98. Coastal Caro. | 15 |
| 49. St. Francis (Pa.) | 10 | 98. Bethune-Cookman | 15 |
| 49. Sacred Heart | 10 | 98. Morehead St. | 15 |
| 49. Lehigh | 10 | 98. New Hampshire | 15 |
| 49. Iona | 10 | 98. Wofford | 15 |
| 49. Hampton | 10 | 98. Texas St. | 15 |
| 49. Drake | 10 | 98. Jacksonville | 15 |
| 61. Dartmouth | 11 | 106. Georgetown | 16 |
| 61. Indiana St. | 11 | 106. Tennessee Tech | 16 |
| 61. Grambling | 11 | 106. Savannah St. | 16 |
| 61. Ga. Southern | 11 | 106. Hofstra | 16 |
| 61. Jacksonville St. | 11 | 110. Western Ill. | 17 |
| 61. Towson | 11 | 111. Columbia | 18 |
| 61. Southern Utah | 11 | 112. Murray St. | 19 |
| 61. Southeastern La. | 11 | 113. Sacramento St. | 20 |
| 61. Mississippi Val. | 11 | 113. Rhode Island | 20 |
| 61. McNeese St. | 11 | 115. Tennessee St. | 21 |
| 61. Massachusetts | 11 | 116. Bucknell | 24 |
| 61. La Salle | 11 | * Northern Colo. | 5 |
| 73. Albany (N.Y.) | 12 | * North Dakota St. | 6 |
| 73. Nicholls St. | 12 | * UC Davis | 10 |
| 73. Fordham | 12 | * South Dakota St. | 12 |

Passes Had Intercepted

| Rank, Team | No. | Rank, Team | No. |
|-----------------------|-----|-----------------------|-----|
| 1. Nicholls St. | 3 | 30. Portland St. | 9 |
| 2. Bethune-Cookman | 4 | 30. Delaware St. | 9 |
| 3. Alabama St. | 5 | 30. Jacksonville | 9 |
| 3. Wofford | 5 | 30. Eastern Wash. | 9 |
| 3. Dayton | 5 | 30. Eastern Ill. | 9 |
| 6. Central Conn. St. | 6 | 39. Albany (N.Y.) | 10 |
| 6. Jacksonville St. | 6 | 39. Charleston So. | 10 |
| 6. Delaware | 6 | 39. Citadel | 10 |
| 6. Georgetown | 6 | 39. Ark.-Pine Bluff | 10 |
| 6. Norfolk St. | 6 | 39. Western Ky. | 10 |
| 6. South Carolina St. | 6 | 39. Western Ill. | 10 |
| 6. James Madison | 6 | 39. Texas St. | 10 |
| 13. Coastal Caro. | 7 | 39. Southeastern La. | 10 |
| 13. Drake | 7 | 39. Rhode Island | 10 |
| 13. Southern U. | 7 | 39. Northeastern | 10 |
| 13. Texas Southern | 7 | 39. New Hampshire | 10 |
| 13. Ga. Southern | 7 | 39. Montana St. | 10 |
| 13. Holy Cross | 7 | 39. Florida A&M | 10 |
| 13. Grambling | 7 | 39. Sacramento St. | 10 |
| 20. Appalachian St. | 8 | 53. Alabama A&M | 11 |
| 20. Cornell | 8 | 53. VMI | 11 |
| 20. Elon | 8 | 53. Stony Brook | 11 |
| 20. Youngstown St. | 8 | 53. Stephen F. Austin | 11 |
| 20. Western Caro. | 8 | 53. Robert Morris | 11 |
| 20. Missouri St. | 8 | 53. N.C. A&T | 11 |
| 20. San Diego | 8 | 53. Cal Poly | 11 |
| 20. UNI | 8 | 53. Mississippi Val. | 11 |
| 20. Montana | 8 | 53. Howard | 11 |
| 20. Hampton | 8 | 62. Austin Peay | 12 |
| 30. Brown | 9 | 62. Lafayette | 12 |
| 30. Bucknell | 9 | 62. Columbia | 12 |
| 30. Southern Ill. | 9 | 62. Weber St. | 12 |
| 30. William & Mary | 9 | 62. Savannah St. | 12 |
| | | 62. St. Francis (Pa.) | 12 |

| Rank, Team | No. | Rank, Team | No. | Rank, Team | No. | Rank, Team | No. |
|----------------------|-----|------------------------|-----|-----------------------|-----|-----------------------|-----|
| 62. Sacred Heart | 12 | 94. Penn | 16 | 25. Hampton | 18 | 71. McNeese St. | 24 |
| 62. Hofstra | 12 | 94. Harvard | 16 | 32. Charleston So. | 19 | 71. Indiana St. | 24 |
| 62. Illinois St. | 12 | 96. Monmouth | 17 | 32. Yale | 19 | 71. Jackson St. | 24 |
| 71. Indiana St. | 13 | 96. Samford | 17 | 32. William & Mary | 19 | 79. Harvard | 25 |
| 71. Liberty | 13 | 96. St. Peter's | 17 | 32. Weber St. | 19 | 79. Lafayette | 25 |
| 71. Morgan St. | 13 | 96. Valparaiso | 17 | 32. Penn | 19 | 79. Northwestern St. | 25 |
| 71. Sam Houston St. | 13 | 96. Wagner | 17 | 32. Bethune-Cookman | 19 | 79. Samford | 25 |
| 71. Prairie View | 13 | 96. Villanova | 17 | 32. Citadel | 19 | 79. Texas St. | 25 |
| 71. Princeton | 13 | 96. Towson | 17 | 32. Florida A&M | 19 | 79. New Hampshire | 25 |
| 71. Northwestern St. | 13 | 103. Southern Utah | 18 | 32. Davidson | 19 | 79. Massachusetts | 25 |
| 71. McNeese St. | 13 | 103. Chattanooga | 18 | 41. Cal Poly | 20 | 86. Alabama A&M | 26 |
| 71. Lehigh | 13 | 103. Tenn.-Martin | 18 | 41. Wofford | 20 | 86. Liberty | 26 |
| 71. Iona | 13 | 106. Alcorn St. | 19 | 41. Western Ky. | 20 | 88. Fordham | 27 |
| 81. Butler | 14 | 106. Eastern Ky. | 19 | 41. Howard | 20 | 88. Wagner | 27 |
| 81. Duquesne | 14 | 106. Tennessee Tech | 19 | 41. VMI | 20 | 88. Western Ill. | 27 |
| 81. Yale | 14 | 106. Southeast Mo. St. | 19 | 41. Western Caro. | 20 | 91. Duquesne | 28 |
| 81. Tennessee St. | 14 | 106. Murray St. | 19 | 41. Texas Southern | 20 | 91. Towson | 28 |
| 81. Richmond | 14 | 106. Dartmouth | 19 | 41. Morgan St. | 20 | 91. Southeast Mo. St. | 28 |
| 81. Morehead St. | 14 | 106. La Salle | 19 | 49. Appalachian St. | 21 | 91. Savannah St. | 28 |
| 81. Massachusetts | 14 | 113. Idaho St. | 20 | 49. Stephen F. Austin | 21 | 91. Idaho St. | 28 |
| 81. Davidson | 14 | 113. Northern Ariz. | 20 | 49. Southeastern La. | 21 | 91. Hofstra | 28 |
| 89. Fordham | 15 | 113. Gardner-Webb | 20 | 49. Richmond | 21 | 91. Furman | 28 |
| 89. Jackson St. | 15 | 116. Colgate | 22 | 49. Marist | 21 | 98. Morehead St. | 29 |
| 89. Marist | 15 | * North Dakota St. | 8 | 54. Albany (N.Y.) | 22 | 98. Southern Utah | 29 |
| 89. Maine | 15 | * South Dakota St. | 15 | 54. Delaware St. | 22 | 98. Villanova | 29 |
| 89. Furman | 15 | * Northern Colo. | 15 | 54. Georgetown | 22 | 98. Valparaiso | 29 |
| | | * UC Davis | 16 | 54. Coastal Caro. | 22 | 102. Sacramento St. | 30 |
| | | | | 54. Mississippi Val. | 22 | 102. Columbia | 30 |
| | | | | 54. UNI | 22 | 102. La Salle | 30 |
| | | | | 54. Princeton | 22 | 102. Rhode Island | 30 |
| | | | | 54. Sam Houston St. | 22 | 102. Dartmouth | 30 |
| | | | | 54. St. Francis (Pa.) | 22 | 107. St. Peter's | 31 |
| | | | | 54. Sacred Heart | 22 | 108. Alcorn St. | 32 |
| | | | | 54. Prairie View | 22 | 108. Northern Ariz. | 32 |
| | | | | 54. Maine | 22 | 110. Bucknell | 33 |
| | | | | 66. Eastern Ill. | 23 | 110. Eastern Ky. | 33 |
| | | | | 66. Iona | 23 | 112. Gardner-Webb | 34 |
| | | | | 66. Monmouth | 23 | 113. Tennessee St. | 35 |
| | | | | 66. Southern Ill. | 23 | 113. Tennessee Tech | 35 |
| | | | | 66. Lehigh | 23 | 115. Colgate | 36 |
| | | | | 71. Butler | 24 | 116. Murray St. | 38 |
| | | | | 71. Jacksonville | 24 | * North Dakota St. | 14 |
| | | | | 71. Tenn.-Martin | 24 | * Northern Colo. | 20 |
| | | | | 71. Chattanooga | 24 | * UC Davis | 26 |
| | | | | 71. Montana St. | 24 | * South Dakota St. | 27 |

Turnovers Lost

| Rank, Team | No. | Rank, Team | No. |
|-----------------------|-----|----------------------|-----|
| 1. Delaware | 12 | 14. Youngstown St. | 16 |
| 2. Alabama St. | 13 | 17. Austin Peay | 17 |
| 2. Holy Cross | 13 | 17. Eastern Wash. | 17 |
| 4. Brown | 14 | 17. Drake | 17 |
| 4. South Carolina St. | 14 | 17. Ark.-Pine Bluff | 17 |
| 4. Stony Brook | 14 | 17. Elon | 17 |
| 4. Portland St. | 14 | 17. Northeastern | 17 |
| 4. Dayton | 14 | 17. Montana | 17 |
| 9. Cornell | 15 | 17. Jacksonville St. | 17 |
| 9. Missouri St. | 15 | 25. Ga. Southern | 18 |
| 9. Nicholls St. | 15 | 25. Norfolk St. | 18 |
| 9. San Diego | 15 | 25. Robert Morris | 18 |
| 9. James Madison | 15 | 25. N.C. A&T | 18 |
| 14. Central Conn. St. | 16 | 25. Grambling | 18 |
| 14. Southern U. | 16 | 25. Illinois St. | 18 |

Fewest Penalties Per Game

| Rank, Team | G | Pen | Yds Penalized | Pen/Gm | Yds/Gm | W | L | T |
|----------------------|----|-----|---------------|--------|--------|----|----|---|
| 1. William & Mary | 11 | 39 | 345 | 3.55 | 31.36 | 5 | 6 | 0 |
| 2. Davidson | 10 | 37 | 340 | 3.70 | 34.00 | 4 | 6 | 0 |
| 3. Columbia | 10 | 38 | 355 | 3.80 | 35.50 | 2 | 8 | 0 |
| 4. Butler | 11 | 45 | 366 | 4.09 | 33.27 | 0 | 11 | 0 |
| 5. Bucknell | 11 | 46 | 392 | 4.18 | 35.64 | 1 | 10 | 0 |
| 6. Rhode Island | 11 | 50 | 470 | 4.55 | 42.73 | 4 | 7 | 0 |
| 7. Colgate | 12 | 56 | 498 | 4.67 | 41.50 | 8 | 4 | 0 |
| 8. Holy Cross | 11 | 52 | 479 | 4.73 | 43.55 | 6 | 5 | 0 |
| 8. Stony Brook | 11 | 52 | 407 | 4.73 | 37.00 | 6 | 5 | 0 |
| 8. Elon | 11 | 52 | 484 | 4.73 | 44.00 | 3 | 8 | 0 |
| 11. Delaware | 11 | 53 | 413 | 4.82 | 37.55 | 6 | 5 | 0 |
| 11. Georgetown | 11 | 53 | 544 | 4.82 | 49.45 | 4 | 7 | 0 |
| 13. Cal Poly | 13 | 64 | 498 | 4.92 | 38.31 | 9 | 4 | 0 |
| 14. Furman | 14 | 69 | 548 | 4.93 | 39.14 | 11 | 3 | 0 |
| 15. Brown | 10 | 50 | 443 | 5.00 | 44.30 | 9 | 1 | 0 |
| 15. Jacksonville St. | 11 | 55 | 512 | 5.00 | 46.55 | 6 | 5 | 0 |
| 15. Wofford | 11 | 55 | 496 | 5.00 | 45.09 | 6 | 5 | 0 |
| 15. James Madison | 11 | 55 | 475 | 5.00 | 43.18 | 7 | 4 | 0 |
| 19. Dayton | 10 | 51 | 408 | 5.10 | 40.80 | 9 | 1 | 0 |
| 20. Penn | 10 | 52 | 487 | 5.20 | 48.70 | 5 | 5 | 0 |
| 21. Citadel | 11 | 59 | 478 | 5.36 | 43.45 | 4 | 7 | 0 |
| 21. Youngstown St. | 11 | 59 | 461 | 5.36 | 41.91 | 8 | 3 | 0 |
| 23. Dartmouth | 10 | 54 | 466 | 5.40 | 46.60 | 2 | 8 | 0 |
| 23. UNI | 15 | 81 | 690 | 5.40 | 46.00 | 11 | 4 | 0 |
| 25. Austin Peay | 11 | 60 | 464 | 5.45 | 42.18 | 2 | 9 | 0 |
| 25. La Salle | 11 | 60 | 511 | 5.45 | 46.45 | 4 | 7 | 0 |
| 27. Lehigh | 11 | 61 | 458 | 5.55 | 41.64 | 8 | 3 | 0 |
| 27. Valparaiso | 11 | 61 | 450 | 5.55 | 40.91 | 3 | 8 | 0 |
| 29. Marist | 11 | 62 | 538 | 5.64 | 48.91 | 7 | 4 | 0 |
| 29. Northeastern | 11 | 62 | 496 | 5.64 | 45.09 | 2 | 9 | 0 |
| 31. Sacred Heart | 10 | 57 | 529 | 5.70 | 52.90 | 4 | 6 | 0 |
| 32. Fordham | 11 | 63 | 480 | 5.73 | 43.64 | 2 | 9 | 0 |

STATISTICAL LEADERS

| Rank, Team | G | Pen | Yds Penalized | Pen/Gm | Yds/Gm | W | L | T |
|-----------------------------|----|-----|---------------|--------|--------|----|----|---|
| 33. Lafayette..... | 12 | 69 | 525 | 5.75 | 43.75 | 8 | 4 | 0 |
| 34. Murray St. | 11 | 64 | 557 | 5.82 | 50.64 | 2 | 9 | 0 |
| 34. VMI..... | 11 | 64 | 532 | 5.82 | 48.36 | 3 | 8 | 0 |
| 36. Richmond..... | 13 | 76 | 610 | 5.85 | 46.92 | 9 | 4 | 0 |
| 37. Liberty..... | 11 | 65 | 584 | 5.91 | 53.09 | 1 | 10 | 0 |
| 37. Tennessee Tech..... | 11 | 65 | 550 | 5.91 | 50.00 | 4 | 7 | 0 |
| 39. Ga. Southern..... | 12 | 71 | 526 | 5.92 | 43.83 | 8 | 4 | 0 |
| 40. Albany (N.Y.)..... | 11 | 66 | 529 | 6.00 | 48.09 | 5 | 6 | 0 |
| 41. New Hampshire..... | 13 | 79 | 634 | 6.08 | 48.77 | 11 | 2 | 0 |
| 42. Yale..... | 10 | 61 | 561 | 6.10 | 56.10 | 4 | 6 | 0 |
| 43. St. Francis (Pa.)..... | 11 | 68 | 563 | 6.18 | 51.18 | 3 | 8 | 0 |
| 43. Chattanooga..... | 11 | 68 | 571 | 6.18 | 51.91 | 6 | 5 | 0 |
| 43. South Carolina St. | 11 | 68 | 533 | 6.18 | 48.45 | 9 | 2 | 0 |
| 46. Nicholls St. | 10 | 62 | 525 | 6.20 | 52.50 | 6 | 4 | 0 |
| 46. Missouri St. | 10 | 62 | 522 | 6.20 | 52.20 | 4 | 6 | 0 |
| 48. Eastern Ill. | 12 | 75 | 736 | 6.25 | 61.33 | 9 | 3 | 0 |
| 49. Western Ky. | 11 | 69 | 594 | 6.27 | 54.00 | 6 | 5 | 0 |
| 49. Towson..... | 11 | 69 | 656 | 6.27 | 59.64 | 6 | 5 | 0 |
| 49. Samford..... | 11 | 69 | 551 | 6.27 | 50.09 | 5 | 6 | 0 |
| 52. St. Peter's..... | 10 | 63 | 597 | 6.30 | 59.70 | 1 | 9 | 0 |
| 53. Hofstra..... | 11 | 70 | 593 | 6.36 | 53.91 | 7 | 4 | 0 |
| 54. Tenn.-Martin..... | 11 | 71 | 607 | 6.45 | 55.18 | 6 | 5 | 0 |
| 55. Jackson St. | 11 | 72 | 768 | 6.55 | 69.82 | 2 | 9 | 0 |
| 56. San Diego..... | 12 | 79 | 767 | 6.58 | 63.92 | 11 | 1 | 0 |
| 57. Charleston So. | 11 | 73 | 669 | 6.64 | 60.82 | 7 | 4 | 0 |
| 57. Texas Southern..... | 11 | 73 | 605 | 6.64 | 55.00 | 1 | 10 | 0 |
| 59. Maine..... | 11 | 74 | 660 | 6.73 | 60.00 | 5 | 6 | 0 |
| 59. Morgan St. | 11 | 74 | 640 | 6.73 | 58.18 | 2 | 9 | 0 |
| 59. Gardner-Webb..... | 11 | 74 | 561 | 6.73 | 51.00 | 5 | 6 | 0 |
| 62. Drake..... | 10 | 68 | 555 | 6.80 | 55.50 | 6 | 4 | 0 |
| 62. Harvard..... | 10 | 68 | 569 | 6.80 | 56.90 | 7 | 3 | 0 |
| 64. Villanova..... | 11 | 75 | 728 | 6.82 | 66.18 | 4 | 7 | 0 |
| 65. Southern U. | 9 | 62 | 535 | 6.89 | 59.44 | 4 | 5 | 0 |
| 66. Coastal Caro. | 11 | 76 | 647 | 6.91 | 58.82 | 9 | 2 | 0 |
| 67. Illinois St. | 11 | 77 | 708 | 7.00 | 64.36 | 7 | 4 | 0 |
| 67. Indiana St. | 11 | 77 | 533 | 7.00 | 48.45 | 0 | 11 | 0 |
| 67. Sam Houston St. | 10 | 70 | 640 | 7.00 | 64.00 | 3 | 7 | 0 |
| 70. Appalachian St. | 15 | 106 | 936 | 7.07 | 62.40 | 12 | 3 | 0 |
| 71. Southeastern La. | 10 | 71 | 582 | 7.10 | 58.20 | 4 | 6 | 0 |
| 72. Morehead St. | 12 | 86 | 763 | 7.17 | 63.58 | 8 | 4 | 0 |
| 73. Howard..... | 11 | 80 | 731 | 7.27 | 66.45 | 4 | 7 | 0 |
| 73. Montana St. | 11 | 80 | 748 | 7.27 | 68.00 | 7 | 4 | 0 |
| 73. Massachusetts..... | 11 | 80 | 636 | 7.27 | 57.82 | 7 | 4 | 0 |
| 76. Princeton..... | 10 | 73 | 627 | 7.30 | 62.70 | 7 | 3 | 0 |
| 77. Southern Ill. | 13 | 95 | 732 | 7.31 | 56.31 | 9 | 4 | 0 |
| 78. Texas St. | 14 | 103 | 907 | 7.36 | 64.79 | 11 | 3 | 0 |
| 79. Idaho St. | 11 | 81 | 695 | 7.36 | 63.18 | 5 | 6 | 0 |
| 80. Western Caro. | 9 | 67 | 551 | 7.44 | 61.22 | 5 | 4 | 0 |
| 81. Alabama St. | 11 | 82 | 747 | 7.45 | 67.91 | 6 | 5 | 0 |
| 82. Duquesne..... | 10 | 75 | 764 | 7.50 | 76.40 | 7 | 3 | 0 |
| 82. Jacksonville..... | 8 | 60 | 507 | 7.50 | 63.38 | 4 | 4 | 0 |
| 84. Tennessee St. | 11 | 83 | 659 | 7.55 | 59.91 | 2 | 9 | 0 |
| 84. Weber St. | 11 | 83 | 712 | 7.55 | 64.73 | 6 | 5 | 0 |
| 86. Iona..... | 10 | 76 | 725 | 7.60 | 72.50 | 3 | 7 | 0 |
| 87. Central Conn. St. | 11 | 84 | 714 | 7.64 | 64.91 | 7 | 4 | 0 |
| 87. Stephen F. Austin..... | 11 | 84 | 695 | 7.64 | 63.18 | 5 | 6 | 0 |
| 87. Portland St. | 11 | 84 | 770 | 7.64 | 70.00 | 6 | 5 | 0 |
| 90. Alcorn St. | 11 | 85 | 881 | 7.73 | 80.09 | 6 | 5 | 0 |
| 91. Eastern Ky. | 11 | 86 | 688 | 7.82 | 62.55 | 7 | 4 | 0 |
| 92. Prairie View..... | 11 | 87 | 850 | 7.91 | 77.27 | 5 | 6 | 0 |
| 93. Eastern Wash. | 12 | 96 | 893 | 8.00 | 74.42 | 7 | 5 | 0 |
| 93. Ark.-Pine Bluff..... | 11 | 88 | 836 | 8.00 | 76.00 | 3 | 8 | 0 |
| 93. Southern Utah..... | 10 | 80 | 780 | 8.00 | 78.00 | 1 | 9 | 0 |
| 96. Montana..... | 12 | 98 | 845 | 8.17 | 70.42 | 8 | 4 | 0 |
| 97. Wagner..... | 11 | 90 | 840 | 8.18 | 76.36 | 6 | 5 | 0 |
| 98. McNeese St. | 9 | 74 | 686 | 8.22 | 76.22 | 5 | 4 | 0 |
| 99. N.C. A&T..... | 11 | 91 | 718 | 8.27 | 65.27 | 3 | 8 | 0 |
| 99. Western Ill. | 11 | 91 | 784 | 8.27 | 71.27 | 5 | 6 | 0 |
| 101. Monmouth..... | 10 | 83 | 748 | 8.30 | 74.80 | 6 | 4 | 0 |
| 102. Cornell..... | 10 | 84 | 689 | 8.40 | 68.90 | 6 | 4 | 0 |
| 103. Northern Ariz. | 11 | 93 | 805 | 8.45 | 73.18 | 3 | 8 | 0 |
| 104. Alabama A&M..... | 12 | 103 | 859 | 8.58 | 71.58 | 9 | 3 | 0 |
| 105. Mississippi Val. | 11 | 95 | 866 | 8.64 | 78.73 | 6 | 5 | 0 |
| 106. Florida A&M..... | 11 | 96 | 907 | 8.73 | 82.45 | 6 | 5 | 0 |
| 107. Sacramento St. | 11 | 99 | 856 | 9.00 | 77.82 | 2 | 9 | 0 |
| 107. Savannah St. | 11 | 99 | 769 | 9.00 | 69.91 | 0 | 11 | 0 |
| 109. Norfolk St. | 11 | 100 | 757 | 9.09 | 68.82 | 4 | 7 | 0 |
| 110. Delaware St. | 11 | 101 | 944 | 9.18 | 85.82 | 7 | 4 | 0 |
| 111. Robert Morris..... | 10 | 93 | 844 | 9.30 | 84.40 | 2 | 8 | 0 |
| 112. Hampton..... | 12 | 113 | 1,156 | 9.42 | 96.33 | 11 | 1 | 0 |
| 113. Southeast Mo. St. | 11 | 109 | 900 | 9.91 | 81.82 | 2 | 9 | 0 |
| 114. Bethune-Cookman..... | 11 | 117 | 959 | 10.64 | 87.18 | 7 | 4 | 0 |
| 115. Grambling..... | 12 | 132 | 1,256 | 11.00 | 104.67 | 11 | 1 | 0 |

| Rank, Team | G | Pen | Yds Penalized | Pen/Gm | Yds/Gm | W | L | T |
|----------------------------|----|-----|---------------|--------|--------|---|---|---|
| 116. Northwestern St. | 10 | 111 | 866 | 11.10 | 86.60 | 5 | 5 | 0 |
| * North Dakota St. | 11 | 69 | 628 | 6.27 | 57.09 | 7 | 4 | 0 |
| * Northern Colo. | 11 | 71 | 595 | 6.45 | 54.09 | 4 | 7 | 0 |
| * UC Davis..... | 11 | 72 | 623 | 6.55 | 56.64 | 6 | 5 | 0 |
| * South Dakota St. | 11 | 87 | 701 | 7.91 | 63.73 | 6 | 5 | 0 |

Fewest Yards Penalized Per Game

| Rank, Team | G | Pen | Yds Penalized | Pen/Gm | Yds/Gm | W | L | T |
|-----------------------------|----|-----|---------------|--------|--------|----|----|---|
| 1. William & Mary..... | 11 | 39 | 345 | 3.55 | 31.36 | 5 | 6 | 0 |
| 2. Butler..... | 11 | 45 | 366 | 4.09 | 33.27 | 0 | 11 | 0 |
| 3. Davidson..... | 10 | 37 | 340 | 3.70 | 34.00 | 4 | 6 | 0 |
| 4. Columbia..... | 10 | 38 | 355 | 3.80 | 35.50 | 2 | 8 | 0 |
| 5. Bucknell..... | 11 | 46 | 392 | 4.18 | 35.64 | 1 | 10 | 0 |
| 6. Stony Brook..... | 11 | 52 | 407 | 4.73 | 37.00 | 6 | 5 | 0 |
| 7. Delaware..... | 11 | 53 | 413 | 4.82 | 37.55 | 6 | 5 | 0 |
| 8. Cal Poly..... | 13 | 64 | 498 | 4.92 | 38.31 | 9 | 4 | 0 |
| 9. Furman..... | 14 | 69 | 548 | 4.93 | 39.14 | 11 | 3 | 0 |
| 10. Dayton..... | 10 | 51 | 408 | 5.10 | 40.80 | 9 | 1 | 0 |
| 11. Valparaiso..... | 11 | 61 | 450 | 5.55 | 40.91 | 3 | 8 | 0 |
| 12. Colgate..... | 12 | 56 | 498 | 4.67 | 41.50 | 8 | 4 | 0 |
| 13. Lehigh..... | 11 | 61 | 458 | 5.55 | 41.64 | 8 | 3 | 0 |
| 14. Youngstown St. | 11 | 59 | 461 | 5.36 | 41.91 | 8 | 3 | 0 |
| 15. Austin Peay..... | 11 | 60 | 464 | 5.45 | 42.18 | 2 | 9 | 0 |
| 16. Rhode Island..... | 11 | 50 | 470 | 4.55 | 42.73 | 4 | 7 | 0 |
| 17. James Madison..... | 11 | 55 | 475 | 5.00 | 43.18 | 7 | 4 | 0 |
| 18. Citadel..... | 11 | 59 | 478 | 5.36 | 43.45 | 4 | 7 | 0 |
| 19. Holy Cross..... | 11 | 52 | 479 | 4.73 | 43.55 | 6 | 5 | 0 |
| 20. Fordham..... | 11 | 63 | 480 | 5.73 | 43.64 | 2 | 9 | 0 |
| 21. Lafayette..... | 12 | 69 | 525 | 5.75 | 43.75 | 8 | 4 | 0 |
| 22. Ga. Southern..... | 12 | 71 | 526 | 5.92 | 43.83 | 8 | 4 | 0 |
| 23. Elon..... | 11 | 52 | 484 | 4.73 | 44.00 | 3 | 8 | 0 |
| 24. Brown..... | 10 | 50 | 443 | 5.00 | 44.30 | 9 | 1 | 0 |
| 25. Northeastern..... | 11 | 62 | 496 | 5.64 | 45.09 | 2 | 9 | 0 |
| 25. Wofford..... | 11 | 55 | 496 | 5.00 | 45.09 | 6 | 5 | 0 |
| 27. UNL..... | 15 | 81 | 690 | 5.40 | 46.00 | 11 | 4 | 0 |
| 28. La Salle..... | 11 | 60 | 511 | 5.45 | 46.45 | 4 | 7 | 0 |
| 29. Jacksonville St. | 11 | 55 | 512 | 5.00 | 46.55 | 6 | 5 | 0 |
| 30. Dartmouth..... | 10 | 54 | 466 | 5.40 | 46.60 | 2 | 8 | 0 |
| 31. Richmond..... | 13 | 76 | 610 | 5.85 | 46.92 | 9 | 4 | 0 |
| 32. Albany (N.Y.)..... | 11 | 66 | 529 | 6.00 | 48.09 | 5 | 6 | 0 |
| 33. VMI..... | 11 | 64 | 532 | 5.82 | 48.36 | 3 | 8 | 0 |
| 34. Indiana St. | 11 | 77 | 533 | 7.00 | 48.45 | 0 | 11 | 0 |
| 34. South Carolina St. | 11 | 68 | 533 | 6.18 | 48.45 | 9 | 2 | 0 |
| 36. Penn..... | 10 | 52 | 487 | 5.20 | 48.70 | 5 | 5 | 0 |
| 37. New Hampshire..... | 13 | 79 | 634 | 6.08 | 48.77 | 11 | 2 | 0 |
| 38. Marist..... | 11 | 62 | 538 | 5.64 | 48.91 | 7 | 4 | 0 |
| 39. Georgetown..... | 11 | 53 | 544 | 4.82 | 49.45 | 4 | 7 | 0 |
| 40. Tennessee Tech..... | 11 | 65 | 550 | 5.91 | 50.00 | 4 | 7 | 0 |
| 41. Samford..... | 11 | 69 | 551 | 6.27 | 50.09 | 5 | 6 | 0 |
| 42. Murray St. | 11 | 64 | 557 | 5.82 | 50.64 | 2 | 9 | 0 |
| 43. Gardner-Webb..... | 11 | 74 | 561 | 6.73 | 51.00 | 5 | 6 | 0 |
| 44. St. Francis (Pa.)..... | 11 | 68 | 563 | 6.18 | 51.18 | 3 | 8 | 0 |
| 45. Chattanooga..... | 11 | 68 | 571 | 6.18 | 51.91 | 6 | 5 | 0 |
| 46. Missouri St. | 10 | 62 | 522 | 6.20 | 52.20 | 4 | 6 | 0 |
| 47. Nicholls St. | 10 | 62 | 525 | 6.20 | 52.50 | 6 | 4 | 0 |
| 48. Sacred Heart..... | 10 | 57 | 529 | 5.70 | 52.90 | 4 | 6 | 0 |
| 49. Liberty..... | 11 | 65 | 584 | 5.91 | 53.09 | 1 | 10 | 0 |
| 50. Hofstra..... | 11 | 70 | 593 | 6.36 | 53.91 | 7 | 4 | 0 |
| 51. Western Ky. | 11 | 69 | 594 | 6.27 | 54.00 | 6 | 5 | 0 |
| 52. Texas Southern..... | 11 | 73 | 605 | 6.64 | 55.00 | 1 | 10 | 0 |
| 53. Tenn.-Martin..... | 11 | 71 | 607 | 6.45 | 55.18 | 6 | 5 | 0 |
| 54. Drake..... | 10 | 68 | 555 | 6.80 | 55.50 | 6 | 4 | 0 |
| 55. Yale..... | 10 | 61 | 561 | 6.10 | 56.10 | 4 | 6 | 0 |
| 56. Southern Ill. | 13 | 95 | 732 | 7.31 | 56.31 | 9 | 4 | 0 |
| 57. Harvard..... | 10 | 68 | 569 | 6.80 | 56.90 | 7 | 3 | 0 |
| 58. Massachusetts..... | 11 | 80 | 636 | 7.27 | 57.82 | 7 | 4 | 0 |
| 59. Morgan St. | 11 | 74 | 640 | 6.73 | 58.18 | 2 | 9 | 0 |
| 60. Southeastern La. | 10 | 71 | 582 | 7.10 | 58.20 | 4 | 6 | 0 |
| 61. Coastal Caro. | 11 | 76 | 647 | 6.91 | 58.82 | 9 | 2 | 0 |
| 62. Southern U. | 9 | 62 | 535 | 6.89 | 59.44 | 4 | 5 | 0 |
| 63. Towson..... | 11 | 69 | 656 | 6.27 | 59.64 | 6 | 5 | 0 |
| 64. St. Peter's..... | 10 | 63 | 597 | 6.30 | 59.70 | 1 | 9 | 0 |
| 65. Tennessee St. | 11 | 83 | 659 | 7.55 | 59.91 | 2 | 9 | 0 |
| 66. Maine..... | 11 | 74 | 660 | 6.73 | 60.00 | 5 | 6 | 0 |
| 67. Charleston So. | 11 | 73 | 669 | 6.64 | 60.82 | 7 | 4 | 0 |
| 68. Western Caro. | 9 | 67 | 551 | 7.44 | 61.22 | 5 | 4 | 0 |
| 69. Eastern Ill. | 12 | 75 | 736 | 6.25 | 61.33 | 9 | 3 | 0 |
| 70. Appalachian St. | 15 | 106 | 936 | 7.07 | 62.40 | 12 | 3 | 0 |
| 71. Eastern Ky. | 11 | 86 | 688 | 7.82 | 62.55 | 7 | 4 | 0 |
| 72. Princeton..... | 10 | 73 | 627 | 7.30 | 62.70 | 7 | 3 | 0 |
| 73. Idaho St. | 11 | 81 | 695 | 7.36 | 63.18 | 5 | 6 | 0 |

STATISTICAL LEADERS

| Rank, Team | G | Pen | Yds Penalized | Pen/Gm | Yds/Gm | W | L | T |
|------------------------|----|-----|---------------|--------|--------|----|----|---|
| 73. Stephen F. Austin | 11 | 84 | 695 | 7.64 | 63.18 | 5 | 6 | 0 |
| 75. Jacksonville | 8 | 60 | 507 | 7.50 | 63.38 | 4 | 4 | 0 |
| 76. Morehead St. | 12 | 86 | 763 | 7.17 | 63.58 | 8 | 4 | 0 |
| 77. San Diego | 12 | 79 | 767 | 6.58 | 63.92 | 11 | 1 | 0 |
| 78. Sam Houston St. | 10 | 70 | 640 | 7.00 | 64.00 | 3 | 7 | 0 |
| 79. Illinois St. | 11 | 77 | 708 | 7.00 | 64.36 | 7 | 4 | 0 |
| 80. Weber St. | 11 | 83 | 712 | 7.55 | 64.73 | 6 | 5 | 0 |
| 81. Texas St. | 14 | 103 | 907 | 7.36 | 64.79 | 11 | 3 | 0 |
| 82. Central Conn. St. | 11 | 84 | 714 | 7.64 | 64.91 | 7 | 4 | 0 |
| 83. N.C. A&T | 11 | 91 | 718 | 8.27 | 65.27 | 3 | 8 | 0 |
| 84. Villanova | 11 | 75 | 728 | 6.82 | 66.18 | 4 | 7 | 0 |
| 85. Howard | 11 | 80 | 731 | 7.27 | 66.45 | 4 | 7 | 0 |
| 86. Alabama St. | 11 | 82 | 747 | 7.45 | 67.91 | 6 | 5 | 0 |
| 87. Montana St. | 11 | 80 | 748 | 7.27 | 68.00 | 7 | 4 | 0 |
| 88. Norfolk St. | 11 | 100 | 757 | 9.09 | 68.82 | 4 | 7 | 0 |
| 89. Cornell | 10 | 84 | 689 | 8.40 | 68.90 | 6 | 4 | 0 |
| 90. Jackson St. | 11 | 72 | 768 | 6.55 | 69.82 | 2 | 9 | 0 |
| 91. Savannah St. | 11 | 99 | 769 | 9.00 | 69.91 | 0 | 11 | 0 |
| 92. Portland St. | 11 | 84 | 770 | 7.64 | 70.00 | 6 | 5 | 0 |
| 93. Montana | 12 | 98 | 845 | 8.17 | 70.42 | 8 | 4 | 0 |
| 94. Western Ill. | 11 | 91 | 784 | 8.27 | 71.27 | 5 | 6 | 0 |
| 95. Alabama A&M | 12 | 103 | 859 | 8.58 | 71.58 | 9 | 3 | 0 |
| 96. Iona | 10 | 76 | 725 | 7.60 | 72.50 | 3 | 7 | 0 |
| 97. Northern Ariz. | 11 | 93 | 805 | 8.45 | 73.18 | 3 | 8 | 0 |
| 98. Eastern Wash. | 12 | 96 | 893 | 8.00 | 74.42 | 7 | 5 | 0 |
| 99. Monmouth | 10 | 83 | 748 | 8.30 | 74.80 | 6 | 4 | 0 |
| 100. Ark.-Pine Bluff | 11 | 88 | 836 | 8.00 | 76.00 | 3 | 8 | 0 |
| 101. McNeese St. | 9 | 74 | 686 | 8.22 | 76.22 | 5 | 4 | 0 |
| 102. Wagner | 11 | 90 | 840 | 8.18 | 76.36 | 6 | 5 | 0 |
| 103. Duquesne | 10 | 75 | 764 | 7.50 | 76.40 | 7 | 3 | 0 |
| 104. Prairie View | 11 | 87 | 850 | 7.91 | 77.27 | 5 | 6 | 0 |
| 105. Sacramento St. | 11 | 99 | 856 | 9.00 | 77.82 | 2 | 9 | 0 |
| 106. Southern Utah | 10 | 80 | 780 | 8.00 | 78.00 | 1 | 9 | 0 |
| 107. Mississippi Val. | 11 | 95 | 866 | 8.64 | 78.73 | 6 | 5 | 0 |
| 108. Alcorn St. | 11 | 85 | 881 | 7.73 | 80.09 | 6 | 5 | 0 |
| 109. Southeast Mo. St. | 11 | 109 | 900 | 9.91 | 81.82 | 2 | 9 | 0 |
| 110. Florida A&M | 11 | 96 | 907 | 8.73 | 82.45 | 6 | 5 | 0 |
| 111. Robert Morris | 10 | 93 | 844 | 9.30 | 84.40 | 2 | 8 | 0 |
| 112. Delaware St. | 11 | 101 | 944 | 9.18 | 85.82 | 7 | 4 | 0 |
| 113. Northwestern St. | 10 | 111 | 866 | 11.10 | 86.60 | 5 | 5 | 0 |
| 114. Bethune-Cookman | 11 | 117 | 959 | 10.64 | 87.18 | 7 | 4 | 0 |
| 115. Hampton | 12 | 113 | 1,156 | 9.42 | 96.33 | 11 | 1 | 0 |
| 116. Grambling | 12 | 132 | 1,256 | 11.00 | 104.67 | 11 | 1 | 0 |
| * Northern Colo. | 11 | 71 | 595 | 6.45 | 54.09 | 4 | 7 | 0 |
| * UC Davis | 11 | 72 | 623 | 6.55 | 56.64 | 6 | 5 | 0 |
| * North Dakota St. | 11 | 69 | 628 | 6.27 | 57.09 | 7 | 4 | 0 |
| * South Dakota St. | 11 | 87 | 701 | 7.91 | 63.73 | 6 | 5 | 0 |

Punt Return Yardage Defense

| Rank, Team | Ret | PR Yds | TD | Yds/Ret | W | L | T |
|-----------------------|-----|--------|----|---------|----|----|---|
| 1. Iona | 18 | 36 | 0 | 2.00 | 3 | 7 | 0 |
| 2. Robert Morris | 20 | 79 | 0 | 3.95 | 2 | 8 | 0 |
| 3. Southern Ill. | 30 | 126 | 0 | 4.20 | 9 | 4 | 0 |
| 4. Eastern Ky. | 23 | 100 | 0 | 4.35 | 7 | 4 | 0 |
| 5. Yale | 24 | 105 | 0 | 4.38 | 4 | 6 | 0 |
| 6. Stony Brook | 32 | 142 | 1 | 4.44 | 6 | 5 | 0 |
| 7. Jacksonville St. | 20 | 95 | 0 | 4.75 | 6 | 5 | 0 |
| 8. Sacred Heart | 17 | 82 | 0 | 4.82 | 4 | 6 | 0 |
| 9. South Carolina St. | 18 | 95 | 0 | 5.28 | 9 | 2 | 0 |
| 10. Massachusetts | 24 | 129 | 0 | 5.38 | 7 | 4 | 0 |
| 11. Northwestern St. | 23 | 124 | 1 | 5.39 | 5 | 5 | 0 |
| 12. Montana | 30 | 162 | 0 | 5.40 | 8 | 4 | 0 |
| 13. Albany (N.Y.) | 24 | 130 | 1 | 5.42 | 5 | 6 | 0 |
| 14. Wagner | 16 | 88 | 0 | 5.50 | 6 | 5 | 0 |
| 15. Western Ill. | 22 | 123 | 0 | 5.59 | 5 | 6 | 0 |
| 16. James Madison | 20 | 115 | 0 | 5.75 | 7 | 4 | 0 |
| 17. Georgetown | 38 | 226 | 0 | 5.95 | 4 | 7 | 0 |
| 18. Monmouth | 14 | 84 | 0 | 6.00 | 6 | 4 | 0 |
| 19. Princeton | 17 | 107 | 0 | 6.29 | 7 | 3 | 0 |
| 20. St. Peter's | 21 | 136 | 2 | 6.48 | 1 | 9 | 0 |
| 21. Hofstra | 18 | 117 | 0 | 6.50 | 7 | 4 | 0 |
| 22. San Diego | 15 | 98 | 0 | 6.53 | 11 | 1 | 0 |
| 23. Delaware St. | 35 | 229 | 1 | 6.54 | 7 | 4 | 0 |
| 24. Liberty | 21 | 139 | 0 | 6.62 | 1 | 10 | 0 |
| 25. Dayton | 17 | 114 | 0 | 6.71 | 9 | 1 | 0 |
| 26. Western Caro. | 30 | 206 | 1 | 6.87 | 5 | 4 | 0 |
| 27. Holy Cross | 19 | 133 | 0 | 7.00 | 6 | 5 | 0 |
| 28. Harvard | 19 | 134 | 0 | 7.05 | 7 | 3 | 0 |
| 29. Eastern Ill. | 21 | 149 | 1 | 7.10 | 9 | 3 | 0 |
| 30. Delaware | 23 | 165 | 0 | 7.17 | 6 | 5 | 0 |

| Rank, Team | Ret | PR Yds | TD | Yds/Ret | W | L | T |
|-----------------------|-----|--------|----|---------|----|----|---|
| 31. Penn. | 23 | 166 | 0 | 7.22 | 5 | 5 | 0 |
| 32. Hampton | 21 | 152 | 0 | 7.24 | 11 | 1 | 0 |
| 33. Nicholls St. | 18 | 131 | 0 | 7.28 | 6 | 4 | 0 |
| 34. Brown | 16 | 117 | 0 | 7.31 | 9 | 1 | 0 |
| 35. Drake | 21 | 155 | 0 | 7.38 | 6 | 4 | 0 |
| 35. William & Mary | 21 | 155 | 0 | 7.38 | 5 | 6 | 0 |
| 37. Tennessee Tech | 33 | 246 | 1 | 7.45 | 4 | 7 | 0 |
| 38. Stephen F. Austin | 19 | 143 | 0 | 7.53 | 5 | 6 | 0 |
| 39. Ga. Southern | 10 | 76 | 0 | 7.60 | 8 | 4 | 0 |
| 40. New Hampshire | 15 | 116 | 0 | 7.73 | 11 | 2 | 0 |
| 41. Portland St. | 27 | 211 | 2 | 7.81 | 6 | 5 | 0 |
| 42. Lafayette | 32 | 256 | 0 | 8.00 | 8 | 4 | 0 |
| 43. Duquesne | 26 | 209 | 0 | 8.04 | 7 | 3 | 0 |
| 44. Cornell | 28 | 227 | 0 | 8.11 | 6 | 4 | 0 |
| 45. Ark.-Pine Bluff | 30 | 251 | 0 | 8.37 | 3 | 8 | 0 |
| 46. Elon | 30 | 253 | 0 | 8.43 | 3 | 8 | 0 |
| 47. Texas Southern | 28 | 238 | 0 | 8.50 | 1 | 10 | 0 |
| 48. Citadel | 37 | 315 | 0 | 8.51 | 4 | 7 | 0 |
| 49. Coastal Caro. | 19 | 163 | 0 | 8.58 | 9 | 2 | 0 |
| 49. Rhode Island | 19 | 163 | 1 | 8.58 | 4 | 7 | 0 |
| 51. Chattanooga | 25 | 217 | 2 | 8.68 | 6 | 5 | 0 |
| 52. Savannah St. | 35 | 304 | 0 | 8.69 | 0 | 11 | 0 |
| 53. Colgate | 27 | 235 | 1 | 8.70 | 8 | 4 | 0 |
| 54. Richmond | 24 | 209 | 0 | 8.71 | 9 | 4 | 0 |
| 55. Wofford | 15 | 133 | 0 | 8.87 | 6 | 5 | 0 |
| 56. Lehigh | 18 | 167 | 1 | 9.28 | 8 | 3 | 0 |
| 57. Morehead St. | 25 | 233 | 1 | 9.32 | 8 | 4 | 0 |
| 58. Montana St. | 18 | 169 | 0 | 9.39 | 7 | 4 | 0 |
| 59. Northeastern | 24 | 226 | 1 | 9.42 | 2 | 9 | 0 |
| 60. Fordham | 36 | 343 | 0 | 9.53 | 2 | 9 | 0 |
| 61. Northern Ariz. | 24 | 229 | 0 | 9.54 | 3 | 8 | 0 |
| 62. Jacksonville | 19 | 184 | 0 | 9.68 | 4 | 4 | 0 |
| 63. Furman | 13 | 127 | 1 | 9.77 | 11 | 3 | 0 |

| Rank, Team | Ret | PR Yds | TD | Yds/Ret | W | L | T |
|----------------------------|-----|--------|----|---------|----|----|---|
| 64. UNI..... | 28 | 275 | 0 | 9.82 | 11 | 4 | 0 |
| 65. Prairie View..... | 31 | 305 | 0 | 9.84 | 5 | 6 | 0 |
| 66. Bucknell..... | 25 | 249 | 1 | 9.96 | 1 | 10 | 0 |
| 67. Indiana St..... | 30 | 305 | 2 | 10.17 | 0 | 11 | 0 |
| 68. Cal Poly..... | 27 | 276 | 0 | 10.22 | 9 | 4 | 0 |
| 69. Marist..... | 25 | 258 | 0 | 10.32 | 7 | 4 | 0 |
| 70. Towson..... | 15 | 156 | 0 | 10.40 | 6 | 5 | 0 |
| 71. Sam Houston St..... | 29 | 302 | 0 | 10.41 | 3 | 7 | 0 |
| 72. Tennessee St..... | 19 | 198 | 0 | 10.42 | 2 | 9 | 0 |
| 73. McNeese St..... | 24 | 251 | 0 | 10.46 | 5 | 4 | 0 |
| 74. Norfolk St..... | 28 | 296 | 1 | 10.57 | 4 | 7 | 0 |
| 75. Southern Utah..... | 35 | 372 | 1 | 10.63 | 1 | 9 | 0 |
| 76. Alabama A&M..... | 29 | 309 | 0 | 10.66 | 9 | 3 | 0 |
| 77. Idaho St..... | 26 | 279 | 0 | 10.73 | 5 | 6 | 0 |
| 78. Mississippi Val..... | 15 | 161 | 0 | 10.73 | 6 | 5 | 0 |
| 79. Western Ky..... | 23 | 249 | 2 | 10.83 | 6 | 5 | 0 |
| 80. Dartmouth..... | 27 | 295 | 1 | 10.93 | 2 | 8 | 0 |
| 81. Southern U..... | 21 | 233 | 1 | 11.10 | 4 | 5 | 0 |
| 82. St. Francis (Pa.)..... | 17 | 191 | 1 | 11.24 | 3 | 8 | 0 |
| 83. La Salle..... | 33 | 371 | 1 | 11.24 | 4 | 7 | 0 |
| 84. Illinois St..... | 20 | 229 | 0 | 11.45 | 7 | 4 | 0 |
| 85. Central Conn. St..... | 35 | 404 | 2 | 11.54 | 7 | 4 | 0 |
| 86. Charleston So..... | 15 | 175 | 1 | 11.67 | 7 | 4 | 0 |
| 87. Jackson St..... | 26 | 306 | 1 | 11.77 | 2 | 9 | 0 |
| 88. Morgan St..... | 32 | 378 | 1 | 11.81 | 2 | 9 | 0 |
| 89. Villanova..... | 30 | 356 | 1 | 11.87 | 4 | 7 | 0 |
| 90. VMI..... | 31 | 370 | 0 | 11.94 | 3 | 8 | 0 |
| 91. Samford..... | 24 | 289 | 1 | 12.04 | 5 | 6 | 0 |
| 92. Appalachian St..... | 20 | 242 | 0 | 12.10 | 12 | 3 | 0 |
| 93. Alcorn St..... | 25 | 310 | 1 | 12.40 | 6 | 5 | 0 |
| 94. Sacramento St..... | 40 | 500 | 2 | 12.50 | 2 | 9 | 0 |
| 95. Grambling..... | 17 | 213 | 1 | 12.53 | 11 | 1 | 0 |
| 96. Missouri St..... | 21 | 265 | 0 | 12.62 | 4 | 6 | 0 |
| 97. Maine..... | 32 | 405 | 1 | 12.66 | 5 | 6 | 0 |
| 98. Texas St..... | 20 | 254 | 0 | 12.70 | 11 | 3 | 0 |
| 99. N.C. A&T..... | 33 | 422 | 0 | 12.79 | 3 | 8 | 0 |
| 100. Tenn.-Martin..... | 19 | 243 | 2 | 12.79 | 6 | 5 | 0 |
| 101. Austin Peay..... | 36 | 468 | 2 | 13.00 | 2 | 9 | 0 |
| 101. Columbia..... | 39 | 507 | 1 | 13.00 | 2 | 8 | 0 |
| 103. Murray St..... | 17 | 227 | 3 | 13.35 | 2 | 9 | 0 |
| 104. Gardner-Webb..... | 21 | 287 | 1 | 13.67 | 5 | 6 | 0 |
| 105. Valparaiso..... | 32 | 443 | 2 | 13.84 | 3 | 8 | 0 |
| 106. Southeast Mo. St..... | 36 | 506 | 3 | 14.06 | 2 | 9 | 0 |
| 107. Bethune-Cookman..... | 19 | 270 | 1 | 14.21 | 7 | 4 | 0 |
| 108. Butler..... | 44 | 640 | 1 | 14.55 | 0 | 11 | 0 |
| 109. Southeastern La..... | 16 | 233 | 0 | 14.56 | 4 | 6 | 0 |
| 110. Youngstown St..... | 15 | 226 | 1 | 15.07 | 8 | 3 | 0 |
| 111. Eastern Wash..... | 24 | 362 | 1 | 15.08 | 7 | 5 | 0 |
| 112. Florida A&M..... | 31 | 472 | 0 | 15.23 | 6 | 5 | 0 |
| 113. Alabama St..... | 17 | 259 | 1 | 15.24 | 6 | 5 | 0 |
| 114. Davidson..... | 22 | 336 | 1 | 15.27 | 4 | 6 | 0 |
| 115. Howard..... | 25 | 386 | 1 | 15.44 | 4 | 7 | 0 |
| 116. Weber St..... | 27 | 486 | 3 | 18.00 | 6 | 5 | 0 |
| * UC Davis..... | 31 | 109 | 0 | 3.52 | 6 | 5 | 0 |
| * South Dakota St..... | 19 | 130 | 0 | 6.84 | 6 | 5 | 0 |
| * Northern Colo..... | 28 | 260 | 1 | 9.29 | 4 | 7 | 0 |
| * North Dakota St..... | 23 | 261 | 0 | 11.35 | 7 | 4 | 0 |

Kickoff Return Yardage Defense

| Rank, Team | Ret | KOR Yds | TD | Yds/Ret | W | L | T |
|------------------------|-----|---------|----|---------|----|---|---|
| 1. Georgetown..... | 26 | 344 | 0 | 13.23 | 4 | 7 | 0 |
| 2. Youngstown St..... | 43 | 616 | 0 | 14.33 | 8 | 3 | 0 |
| 3. Sam Houston St..... | 43 | 639 | 0 | 14.86 | 3 | 7 | 0 |
| 4. Northeastern..... | 40 | 600 | 0 | 15.00 | 2 | 9 | 0 |
| 5. San Diego..... | 78 | 1,177 | 0 | 15.09 | 11 | 1 | 0 |
| 6. Western Caro..... | 32 | 501 | 0 | 15.66 | 5 | 4 | 0 |
| 7. McNeese St..... | 42 | 658 | 0 | 15.67 | 5 | 4 | 0 |
| 8. Citadel..... | 38 | 615 | 1 | 16.18 | 4 | 7 | 0 |
| 9. Alcorn St..... | 42 | 689 | 1 | 16.40 | 6 | 5 | 0 |
| 10. Lehigh..... | 60 | 987 | 0 | 16.45 | 8 | 3 | 0 |
| 11. Texas St..... | 61 | 1,006 | 0 | 16.49 | 11 | 3 | 0 |
| 12. Iona..... | 36 | 595 | 0 | 16.53 | 3 | 7 | 0 |
| 13. Holy Cross..... | 54 | 893 | 0 | 16.54 | 6 | 5 | 0 |
| 14. Brown..... | 58 | 973 | 0 | 16.78 | 9 | 1 | 0 |
| 15. Massachusetts..... | 45 | 756 | 0 | 16.80 | 7 | 4 | 0 |
| 16. Dayton..... | 48 | 810 | 0 | 16.88 | 9 | 1 | 0 |
| 17. Drake..... | 46 | 777 | 0 | 16.89 | 6 | 4 | 0 |
| 18. Illinois St..... | 51 | 862 | 0 | 16.90 | 7 | 4 | 0 |
| 19. Prairie View..... | 34 | 575 | 0 | 16.91 | 5 | 6 | 0 |
| 20. Maine..... | 31 | 526 | 0 | 16.97 | 5 | 6 | 0 |
| 21. Eastern Ill..... | 51 | 873 | 0 | 17.12 | 9 | 3 | 0 |
| 22. Hampton..... | 58 | 993 | 0 | 17.12 | 11 | 1 | 0 |

| Rank, Team | Ret | KOR Yds | TD | Yds/Ret | W | L | T |
|----------------------------|-----|---------|----|---------|----|----|---|
| 23. Albany (N.Y.)..... | 40 | 686 | 0 | 17.15 | 5 | 6 | 0 |
| 24. Jacksonville St..... | 52 | 893 | 0 | 17.17 | 6 | 5 | 0 |
| 25. New Hampshire..... | 88 | 1,516 | 1 | 17.23 | 11 | 2 | 0 |
| 26. Weber St..... | 38 | 655 | 0 | 17.24 | 6 | 5 | 0 |
| 27. Montana St..... | 39 | 675 | 0 | 17.31 | 7 | 4 | 0 |
| 28. Murray St..... | 35 | 607 | 0 | 17.34 | 2 | 9 | 0 |
| 29. Marist..... | 42 | 730 | 0 | 17.38 | 7 | 4 | 0 |
| 30. Eastern Ky..... | 57 | 991 | 0 | 17.39 | 7 | 4 | 0 |
| 31. Duquesne..... | 45 | 784 | 0 | 17.42 | 7 | 3 | 0 |
| 32. La Salle..... | 45 | 785 | 1 | 17.44 | 4 | 7 | 0 |
| 33. Richmond..... | 53 | 926 | 0 | 17.47 | 9 | 4 | 0 |
| 34. Delaware St..... | 39 | 689 | 0 | 17.67 | 7 | 4 | 0 |
| 35. Coastal Caro..... | 31 | 548 | 0 | 17.68 | 9 | 2 | 0 |
| 35. Northern Ariz..... | 31 | 548 | 0 | 17.68 | 3 | 8 | 0 |
| 37. Cal Poly..... | 47 | 833 | 0 | 17.72 | 9 | 4 | 0 |
| 38. South Carolina St..... | 52 | 925 | 0 | 17.79 | 9 | 2 | 0 |
| 39. Delaware..... | 51 | 922 | 0 | 18.08 | 6 | 5 | 0 |
| 40. Davidson..... | 29 | 525 | 0 | 18.10 | 4 | 6 | 0 |
| 41. Robert Morris..... | 36 | 654 | 0 | 18.17 | 2 | 8 | 0 |
| 41. Stony Brook..... | 42 | 763 | 0 | 18.17 | 6 | 5 | 0 |
| 43. Liberty..... | 19 | 348 | 0 | 18.32 | 1 | 10 | 0 |
| 44. Howard..... | 33 | 608 | 0 | 18.42 | 4 | 7 | 0 |
| 45. Jacksonville..... | 24 | 447 | 0 | 18.63 | 4 | 4 | 0 |
| 46. Southern U..... | 34 | 635 | 0 | 18.68 | 4 | 5 | 0 |
| 47. Gardner-Webb..... | 56 | 1,059 | 0 | 18.91 | 5 | 6 | 0 |
| 48. Norfolk St..... | 38 | 720 | 0 | 18.95 | 4 | 7 | 0 |
| 49. Nicholls St..... | 42 | 798 | 0 | 19.00 | 6 | 4 | 0 |
| 50. Princeton..... | 45 | 858 | 0 | 19.07 | 7 | 3 | 0 |
| 51. Hofstra..... | 35 | 669 | 0 | 19.11 | 7 | 4 | 0 |
| 52. St. Peter's..... | 34 | 650 | 0 | 19.12 | 1 | 9 | 0 |
| 53. Rhode Island..... | 47 | 906 | 1 | 19.28 | 4 | 7 | 0 |
| 54. Florida A&M..... | 28 | 540 | 0 | 19.29 | 6 | 5 | 0 |
| 55. Wagner..... | 45 | 868 | 1 | 19.29 | 6 | 5 | 0 |
| 56. Southern Ill..... | 63 | 1,220 | 0 | 19.37 | 9 | 4 | 0 |
| 57. Northwestern St..... | 38 | 737 | 0 | 19.39 | 5 | 5 | 0 |
| 58. Harvard..... | 51 | 996 | 1 | 19.53 | 7 | 3 | 0 |
| 59. Colgate..... | 56 | 1,094 | 0 | 19.54 | 8 | 4 | 0 |
| 60. Austin Peay..... | 23 | 450 | 1 | 19.57 | 2 | 9 | 0 |
| 61. Sacred Heart..... | 30 | 587 | 0 | 19.57 | 4 | 6 | 0 |
| 62. Villanova..... | 44 | 862 | 1 | 19.59 | 4 | 7 | 0 |
| 63. Lafayette..... | 51 | 1,000 | 0 | 19.61 | 8 | 4 | 0 |
| 64. James Madison..... | 53 | 1,041 | 0 | 19.64 | 7 | 4 | 0 |
| 65. Central Conn. St..... | 42 | 825 | 0 | 19.64 | 7 | 4 | 0 |
| 66. Charleston So..... | 42 | 828 | 0 | 19.71 | 7 | 4 | 0 |
| 67. Portland St..... | 53 | 1,059 | 0 | 19.98 | 6 | 5 | 0 |
| 68. Bethune-Cookman..... | 46 | 923 | 0 | 20.07 | 7 | 4 | 0 |
| 69. Southeast Mo. St..... | 43 | 866 | 0 | 20.14 | 2 | 9 | 0 |
| 70. William & Mary..... | 54 | 1,088 | 0 | 20.15 | 5 | 6 | 0 |
| 71. Dartmouth..... | 25 | 506 | 1 | 20.24 | 2 | 8 | 0 |
| 72. Sacramento St..... | 33 | 669 | 0 | 20.27 | 2 | 9 | 0 |
| 73. Stephen F. Austin..... | 48 | 974 | 1 | 20.29 | 5 | 6 | 0 |
| 74. Grambling..... | 60 | 1,219 | 0 | 20.32 | 11 | 1 | 0 |
| 75. Montana..... | 48 | 980 | 1 | 20.42 | 8 | 4 | 0 |
| 76. Southern Utah..... | 18 | 371 | 1 | 20.61 | 1 | 9 | 0 |
| 77. Morgan St..... | 41 | 846 | 0 | 20.63 | 2 | 9 | 0 |
| 78. Mississippi Val..... | 41 | 847 | 2 | 20.66 | 6 | 5 | 0 |
| 79. Tennessee Tech..... | 36 | 745 | 1 | 20.69 | 4 | 7 | 0 |
| 80. Furman..... | 63 | 1,304 | 1 | 20.70 | 11 | 3 | 0 |
| 81. Alabama A&M..... | 49 | 1,018 | 0 | 20.78 | 9 | 3 | 0 |
| 82. Morehead St..... | 45 | 936 | 1 | 20.80 | 8 | 4 | 0 |
| 83. Columbia..... | 24 | 505 | 1 | 21.04 | 2 | 8 | 0 |
| 83. Penn..... | 48 | 1,010 | 0 | 21.04 | 5 | 5 | 0 |
| 85. Valparaiso..... | 28 | 593 | 1 | 21.18 | 3 | 8 | 0 |
| 86. Texas Southern..... | 43 | 913 | 0 | 21.23 | 1 | 10 | 0 |
| 87. Monmouth..... | 38 | 815 | 0 | 21.45 | 6 | 4 | 0 |
| 88. St. Francis (Pa.)..... | 38 | 821 | 0 | 21.61 | 3 | 8 | 0 |
| 89. Butler..... | 19 | 412 | 0 | 21.68 | 0 | 11 | 0 |
| 90. Towson..... | 54 | 1,171 | 0 | 21.69 | 6 | 5 | 0 |
| 91. Elon..... | 31 | 677 | 1 | 21.84 | 3 | 8 | 0 |
| 92. Tennessee St..... | 31 | 680 | 0 | 21.94 | 2 | 9 | 0 |
| 93. Western Ill..... | 34 | 747 | 2 | 21.97 | 5 | 6 | 0 |
| 94. VMI..... | 42 | 929 | 0 | 22.12 | 3 | 8 | 0 |
| 95. Appalachian St..... | 70 | 1,550 | 2 | 22.14 | 12 | 3 | 0 |
| 96. Ga. Southern..... | 45 | 997 | 1 | 22.16 | 8 | 4 | 0 |
| 97. Fordham..... | 28 | 621 | 1 | 22.18 | 2 | 9 | 0 |
| 98. Yale..... | 39 | 866 | 1 | 22.21 | 4 | 6 | 0 |
| 99. Tenn.-Martin..... | 40 | 893 | 0 | 22.33 | 6 | 5 | 0 |
| 100. UNI..... | 36 | 805 | 0 | 22.36 | 11 | 4 | 0 |
| 101. Cornell..... | 44 | 984 | 1 | 22.36 | 6 | 4 | 0 |
| 102. Alabama St..... | 54 | 1,212 | 0 | 22.44 | 6 | 5 | 0 |
| 103. Bucknell..... | 34 | 765 | 1 | 22.50 | 1 | 10 | 0 |
| 103. Indiana St..... | 32 | 720 | 1 | 22.50 | 0 | 11 | 0 |
| 103. N.C. A&T..... | 34 | 765 | 2 | 22.50 | 3 | 8 | 0 |

STATISTICAL LEADERS



Conference Standings and Champions

| | |
|-------------------------------------|-----|
| 2005 Conference Standings | 516 |
| Major-College Alignment History.... | 518 |
| All-Time Conference Champions | 519 |
| Discontinued Conferences | 525 |



2005 Conference Standings

(Full-season records include postseason play; ties in standings broken by full-season records unless otherwise noted.)

Division I-A

ATLANTIC COAST CONFERENCE

| Team | Conference | | | Full Season | | |
|--------------------|------------|---|------|-------------|----|------|
| | W | L | Pct. | W | L | Pct. |
| Atlantic | | | | | | |
| Florida St.* | 5 | 3 | .625 | 8 | 5 | .615 |
| Boston College | 5 | 3 | .625 | 9 | 3 | .750 |
| Clemson | 4 | 4 | .500 | 8 | 4 | .667 |
| North Carolina St. | 3 | 5 | .375 | 7 | 5 | .583 |
| Maryland | 3 | 5 | .375 | 5 | 6 | .455 |
| Wake Forest | 3 | 5 | .375 | 4 | 7 | .364 |
| Coastal | | | | | | |
| Virginia Tech | 7 | 1 | .875 | 11 | 2 | .846 |
| Miami (Fla.) | 6 | 2 | .750 | 9 | 3 | .750 |
| Georgia Tech | 5 | 3 | .625 | 7 | 5 | .583 |
| North Carolina | 4 | 4 | .500 | 5 | 6 | .455 |
| Virginia | 3 | 5 | .375 | 7 | 5 | .583 |
| Duke | 0 | 8 | .000 | 1 | 10 | .091 |

*Advanced to ACC championship game on basis of regular-season win over Boston College.

ACC Championship Game: Florida St. 27, Virginia Tech 22, December 3, at Jacksonville, Fla.

Bowl Games (5-3): Florida St. (0-1), lost to Penn St., 26-23 (3 ot), in Orange Bowl; Virginia Tech (1-0), defeated Louisville, 35-24, in Gator Bowl; Boston College (1-0), defeated Boise St., 27-21, in MPC Computers Bowl; Miami (Fla.) (0-1), lost to LSU, 40-3, in Peach Bowl; Clemson (1-0), defeated Colorado, 19-10, in Champs Sports Bowl; Georgia Tech (0-1), lost to Utah, 38-10, in Emerald Bowl; North Carolina St. (1-0), defeated South Fla., 14-0, in Meineke Bowl; Virginia (1-0), defeated Minnesota, 34-31, in Music City Bowl.

BIG EAST CONFERENCE

| Team | Conference | | | Full Season | | |
|---------------|------------|---|-------|-------------|----|------|
| | W | L | Pct. | W | L | Pct. |
| West Virginia | 7 | 0 | 1.000 | 11 | 1 | .917 |
| Louisville | 5 | 2 | .714 | 9 | 3 | .750 |
| Rutgers | 4 | 3 | .571 | 7 | 5 | .583 |
| South Fla. | 4 | 3 | .571 | 6 | 6 | .500 |
| Pittsburgh | 4 | 3 | .571 | 5 | 6 | .455 |
| Connecticut | 2 | 5 | .286 | 5 | 6 | .455 |
| Cincinnati | 2 | 5 | .286 | 4 | 7 | .364 |
| Syracuse | 0 | 7 | .000 | 1 | 10 | .091 |

Bowl Games (1-3): West Virginia (1-0), defeated Georgia, 38-35, in Sugar Bowl; Louisville (0-1), lost to Virginia Tech, 35-24, in Gator Bowl; Rutgers (0-1), lost to Arizona St., 45-40, in Insight Bowl; South Fla. (0-1), lost to North Carolina St., 14-0, in Meineke Bowl.

BIG TEN CONFERENCE

| Team | Conference | | | Full Season | | |
|--------------|------------|---|------|-------------|---|------|
| | W | L | Pct. | W | L | Pct. |
| Penn St. | 7 | 1 | .875 | 11 | 1 | .917 |
| Ohio St. | 7 | 1 | .875 | 10 | 2 | .833 |
| Wisconsin | 5 | 3 | .625 | 10 | 3 | .769 |
| Iowa | 5 | 3 | .625 | 7 | 5 | .583 |
| Michigan | 5 | 3 | .625 | 7 | 5 | .583 |
| Northwestern | 5 | 3 | .625 | 7 | 5 | .583 |
| Minnesota | 4 | 4 | .500 | 7 | 5 | .583 |
| Purdue | 3 | 5 | .375 | 5 | 6 | .455 |
| Michigan St. | 2 | 6 | .250 | 5 | 6 | .455 |
| Indiana | 1 | 7 | .125 | 4 | 7 | .364 |
| Illinois | 0 | 8 | .000 | 2 | 9 | .182 |

Bowl Games (3-4): Penn St. (1-0), defeated Florida St., 26-23 (3 ot), in Orange Bowl; Ohio St. (1-0), defeated Notre Dame, 34-20, in Fiesta Bowl; Wisconsin (1-0), defeated Auburn, 24-10, in Capital One Bowl; Iowa (0-1), lost to Florida, 31-24, in Outback Bowl; Michigan (0-1), lost to Nebraska, 32-28, in Alamo Bowl; Northwestern (0-1), lost to UCLA, 50-38, in Sun Bowl; Minnesota (0-1), lost to Virginia, 34-31, in Music City Bowl.

BIG 12 CONFERENCE

| Team | Conference | | | Full Season | | |
|--------------|------------|---|-------|-------------|---|-------|
| | W | L | Pct. | W | L | Pct. |
| North | | | | | | |
| Colorado | 5 | 3 | .625 | 7 | 6 | .538 |
| Nebraska | 4 | 4 | .500 | 8 | 4 | .667 |
| Iowa St. | 4 | 4 | .500 | 7 | 5 | .583 |
| Missouri | 4 | 4 | .500 | 7 | 5 | .583 |
| Kansas | 3 | 5 | .375 | 7 | 5 | .583 |
| Kansas St. | 2 | 6 | .250 | 5 | 6 | .455 |
| South | | | | | | |
| Texas | 8 | 0 | 1.000 | 13 | 0 | 1.000 |
| Texas Tech | 6 | 2 | .750 | 9 | 3 | .750 |
| Oklahoma | 6 | 2 | .750 | 8 | 4 | .667 |
| Texas A&M | 3 | 5 | .375 | 5 | 6 | .455 |
| Baylor | 2 | 6 | .250 | 5 | 6 | .455 |
| Oklahoma St. | 1 | 7 | .125 | 4 | 7 | .364 |

Big 12 Championship Game: Texas 70, Colorado 3, December 3, at Houston, Texas.

Bowl Games (5-3): Colorado (0-1), lost to Clemson, 19-10, in Champs Sports Bowl; Texas (1-0), defeated USC, 41-38, in Rose Bowl; Nebraska (1-0), defeated Michigan, 32-28, in Alamo Bowl; Texas Tech (0-1), lost to Alabama, 13-10, in Cotton Bowl; Iowa St. (0-1), lost to TCU, 27-24, in Houston Bowl; Oklahoma (1-0), defeated Oregon, 17-14, in Holiday Bowl; Missouri (1-0), defeated South Carolina, 38-31, in Independence Bowl; Kansas (1-0), defeated Houston, 42-13, in Fort Worth Bowl.

CONFERENCE USA

| Team | Conference | | | Full Season | | |
|----------------|------------|---|------|-------------|----|------|
| | W | L | Pct. | W | L | Pct. |
| East | | | | | | |
| UCF | 7 | 1 | .875 | 8 | 5 | .615 |
| Memphis | 5 | 3 | .625 | 7 | 5 | .583 |
| Southern Miss. | 5 | 3 | .625 | 7 | 5 | .583 |
| East Caro. | 4 | 4 | .500 | 5 | 6 | .455 |
| Marshall | 3 | 4 | .429 | 4 | 7 | .364 |
| UAB | 3 | 5 | .375 | 5 | 6 | .455 |
| West | | | | | | |
| Tulsa | 6 | 2 | .750 | 9 | 4 | .692 |
| UTEP | 5 | 3 | .625 | 8 | 4 | .667 |
| Houston | 4 | 4 | .500 | 6 | 6 | .500 |
| SMU | 4 | 4 | .500 | 5 | 6 | .455 |
| Tulane | 1 | 7 | .125 | 2 | 9 | .182 |
| Rice | 1 | 7 | .125 | 1 | 10 | .091 |

Conference USA Championship Game: Tulsa 44, UCF 27, December 3, at Orlando, Fla.

Bowl Games (3-3): UCF (0-1), lost to Nevada, 49-48 in overtime, in Hawaii Bowl; Tulsa (1-0), defeated Fresno St., 31-24, in Liberty Bowl; Memphis (1-0), defeated Akron, 38-31, in Motor City Bowl; UTEP (0-1), lost to Toledo, 45-13, in GMAC Bowl; Southern Miss. (1-0), defeated Arkansas St., 31-19, in New Orleans Bowl; Houston (0-1), lost to Kansas, 42-13, in Fort Worth Bowl.

MID-AMERICAN CONFERENCE

| Team | Conference | | | Full Season | | |
|----------------|------------|---|------|-------------|----|------|
| | W | L | Pct. | W | L | Pct. |
| East | | | | | | |
| Akron* | 5 | 3 | .625 | 7 | 6 | .538 |
| Miami (Ohio) | 5 | 3 | .625 | 7 | 4 | .636 |
| Bowling Green | 5 | 3 | .625 | 6 | 5 | .545 |
| Ohio | 3 | 5 | .375 | 4 | 7 | .364 |
| Buffalo | 1 | 7 | .125 | 1 | 10 | .091 |
| Kent St. | 0 | 8 | .000 | 1 | 10 | .091 |
| West | | | | | | |
| Northern Ill.# | 6 | 2 | .750 | 7 | 5 | .583 |
| Toledo | 6 | 2 | .750 | 9 | 3 | .750 |
| Western Mich. | 5 | 3 | .625 | 7 | 4 | .636 |
| Central Mich. | 5 | 3 | .625 | 6 | 5 | .545 |
| Ball St. | 4 | 4 | .500 | 4 | 7 | .364 |
| Eastern Mich. | 3 | 5 | .375 | 4 | 7 | .364 |

*Advanced to MAC championship game via tiebreaker procedure.

#Advanced to MAC championship game on basis of regular-season win over Toledo.

MAC Championship Game: Akron 31, Northern Ill. 30, December 1, at Detroit, Mich.

Bowl Games (1-1): Akron (0-1), lost to Memphis, 38-31, in Motor City Bowl; Toledo (1-0), defeated UTEP, 45-13, in GMAC Bowl.

MOUNTAIN WEST CONFERENCE

| Team | Conference | | | Full Season | | |
|---------------|------------|---|-------|-------------|---|------|
| | W | L | Pct. | W | L | Pct. |
| TCU | 8 | 0 | 1.000 | 11 | 1 | .917 |
| Brigham Young | 5 | 3 | .625 | 6 | 6 | .500 |
| Colorado St. | 5 | 3 | .625 | 6 | 6 | .500 |
| Utah | 4 | 4 | .500 | 7 | 5 | .583 |
| New Mexico | 4 | 4 | .500 | 6 | 5 | .545 |
| San Diego St. | 4 | 4 | .500 | 5 | 7 | .417 |
| Air Force | 3 | 5 | .375 | 4 | 7 | .364 |
| Wyoming | 2 | 6 | .250 | 4 | 7 | .364 |
| UNLV | 1 | 7 | .125 | 2 | 9 | .182 |

Bowl Games (2-2): TCU (1-0), defeated Iowa St., 27-24, in Houston Bowl; Brigham Young (0-1), lost to California, 35-28, in Las Vegas Bowl; Colorado St. (0-1), lost to Navy, 51-30, in Poinsettia Bowl; Utah (1-0), defeated Georgia Tech, 38-10, in Emerald Bowl.

PACIFIC-10 CONFERENCE

| Team | Conference | | | Full Season | | |
|---------------------|------------|---|-------|-------------|---|------|
| | W | L | Pct. | W | L | Pct. |
| Southern California | 8 | 0 | 1.000 | 12 | 1 | .923 |
| Oregon | 7 | 1 | .875 | 10 | 2 | .833 |
| UCLA | 6 | 2 | .750 | 10 | 2 | .833 |
| California | 4 | 4 | .500 | 8 | 4 | .667 |
| Arizona St. | 4 | 4 | .500 | 7 | 5 | .583 |
| Stanford | 4 | 4 | .500 | 5 | 6 | .455 |
| Oregon St. | 3 | 5 | .375 | 5 | 6 | .455 |
| Arizona | 2 | 6 | .250 | 3 | 8 | .273 |
| Washington St. | 1 | 7 | .125 | 4 | 7 | .364 |
| Washington | 1 | 7 | .125 | 2 | 9 | .182 |

Bowl Games (3-2): Southern California (0-1), lost to Texas, 41-38, in Rose Bowl; Oregon (0-1), lost to Oklahoma, 17-14, in Holiday Bowl; UCLA (1-0), defeated Northwestern, 50-38, in Sun Bowl; California (1-0), defeated Brigham Young, 35-28, in Las Vegas Bowl; Arizona St. (1-0), defeated Rutgers, 45-40, in Insight Bowl.

SOUTHEASTERN CONFERENCE

| Team | Conference | | | Full Season | | |
|-----------------|------------|---|------|-------------|---|------|
| | W | L | Pct. | W | L | Pct. |
| East | | | | | | |
| Georgia | 6 | 2 | .750 | 10 | 3 | .769 |
| Florida | 5 | 3 | .625 | 9 | 3 | .750 |
| South Carolina | 5 | 3 | .625 | 7 | 5 | .583 |
| Tennessee | 3 | 5 | .375 | 5 | 6 | .455 |
| Vanderbilt | 3 | 5 | .375 | 5 | 6 | .455 |
| Kentucky | 2 | 6 | .250 | 3 | 8 | .273 |
| West | | | | | | |
| LSU* | 7 | 1 | .875 | 11 | 2 | .846 |
| Auburn | 7 | 1 | .875 | 9 | 3 | .750 |
| Alabama | 6 | 2 | .750 | 10 | 2 | .833 |
| Arkansas | 2 | 6 | .250 | 4 | 7 | .364 |
| Mississippi | 1 | 7 | .125 | 3 | 8 | .273 |
| Mississippi St. | 1 | 7 | .125 | 3 | 8 | .273 |

*Advanced to the SEC championship game on basis of regular-season win over Auburn.

SEC Championship Game: Georgia 34, LSU 14, December 3, at Atlanta, Ga.

Bowl Games (3-3): Georgia (0-1), lost to West Virginia, 38-35, in Sugar Bowl; LSU (1-0), defeated Miami (Fla.), 40-3, in Peach Bowl; Florida (1-0), defeated Iowa, 31-24, in Outback Bowl; Auburn (0-1), lost to Wisconsin, 24-10, in Capital One Bowl; South Carolina (0-1), lost to Missouri, 38-31, in Independence Bowl; Alabama (1-0), defeated Texas Tech, 13-10, in Cotton Bowl.

SUN BELT CONFERENCE

| Team | Conference | | | Full Season | | |
|---------------|------------|---|------|-------------|---|------|
| | W | L | Pct. | W | L | Pct. |
| Arkansas St.* | 5 | 2 | .714 | 6 | 6 | .500 |
| La.-Lafayette | 5 | 2 | .714 | 6 | 5 | .545 |
| La.-Monroe | 5 | 2 | .714 | 5 | 6 | .455 |
| Florida Int'l | 3 | 4 | .429 | 5 | 6 | .455 |
| Middle Tenn. | 3 | 4 | .429 | 4 | 7 | .364 |
| Troy | 3 | 4 | .429 | 4 | 7 | .364 |
| Fla. Atlantic | 2 | 5 | .286 | 2 | 9 | .182 |
| North Texas | 2 | 5 | .286 | 2 | 9 | .182 |

*Earned conference's bowl bid on basis of regular-season win over La-Lafayette; La-Monroe was not bowl-eligible because of overall record below .500.

Bowl Games (0-1): Arkansas St. (0-1), lost to Southern Miss., 31-19, in New Orleans Bowl.

WESTERN ATHLETIC CONFERENCE

| Team | Conference | | | Full Season | | |
|----------------|------------|---|------|-------------|----|------|
| | W | L | Pct. | W | L | Pct. |
| Nevada | 7 | 1 | .875 | 9 | 3 | .750 |
| Boise St. | 7 | 1 | .875 | 9 | 4 | .692 |
| Louisiana Tech | 6 | 2 | .750 | 7 | 4 | .636 |
| Fresno St. | 6 | 2 | .750 | 8 | 5 | .615 |
| Hawaii | 4 | 4 | .500 | 5 | 7 | .417 |
| San Jose St. | 2 | 6 | .250 | 3 | 8 | .273 |
| Utah St. | 2 | 6 | .250 | 3 | 8 | .273 |
| Idaho | 2 | 6 | .250 | 2 | 9 | .182 |
| New Mexico St. | 0 | 8 | .000 | 0 | 12 | .000 |

Bowl Games (1-2): Fresno St. (0-1) lost to Tulsa, 31-24, in Liberty Bowl; Boise St. (0-1) lost to Boston College, 27-21, in MPC Computers Bowl; Nevada (1-0) defeated UCF, 49-48 in overtime, in Hawaii Bowl.

INDEPENDENTS

| Team | Full Season | | |
|------------|-------------|----|------|
| | W | L | Pct. |
| Notre Dame | 9 | 3 | .750 |
| Navy | 8 | 4 | .667 |
| Army | 4 | 7 | .364 |
| Temple | 0 | 11 | .000 |

Bowl Games (1-1): Notre Dame (0-1) lost to Ohio St., 34-20, in Fiesta Bowl; Navy (1-0) defeated Colorado St., 51-30, in Poinsettia Bowl.

Division I-AA

ATLANTIC 10 CONFERENCE

| Team | Conference | | | Full Season | | |
|----------------|------------|---|------|-------------|---|------|
| | W | L | Pct. | W | L | Pct. |
| North | | | | | | |
| New Hampshire | 7 | 1 | .875 | 11 | 2 | .846 |
| Massachusetts | 6 | 2 | .750 | 7 | 4 | .636 |
| Hofstra | 5 | 3 | .625 | 7 | 4 | .636 |
| Maine | 3 | 5 | .375 | 5 | 6 | .455 |
| Rhode Island | 2 | 6 | .250 | 4 | 7 | .364 |
| Northeastern | 2 | 6 | .250 | 2 | 9 | .182 |
| South | | | | | | |
| Richmond | 7 | 1 | .875 | 9 | 4 | .692 |
| James Madison | 5 | 3 | .625 | 7 | 4 | .636 |
| Delaware | 3 | 5 | .375 | 6 | 5 | .545 |
| Towson | 3 | 5 | .375 | 6 | 5 | .545 |
| William & Mary | 3 | 5 | .375 | 5 | 6 | .455 |
| Villanova | 2 | 6 | .250 | 4 | 7 | .364 |

NCAA Division I-AA Playoffs (2-2): New Hampshire (1-1), defeated Colgate, 55-21, in first round; lost to UNI, 24-21, in quarterfinals; Richmond (1-1), defeated Hampton, 38-10, in first round; lost to Furman, 24-20, in quarterfinals.

BIG SKY CONFERENCE

| Team | Conference | | | Full Season | | |
|----------------|------------|---|------|-------------|---|------|
| | W | L | Pct. | W | L | Pct. |
| Montana | 5 | 2 | .714 | 8 | 4 | .667 |
| Eastern Wash. | 5 | 2 | .714 | 7 | 5 | .583 |
| Montana St. | 5 | 2 | .714 | 7 | 4 | .636 |
| Portland St. | 4 | 3 | .571 | 6 | 5 | .545 |
| Weber St. | 4 | 3 | .571 | 6 | 5 | .545 |
| Idaho St. | 3 | 4 | .429 | 5 | 6 | .455 |
| Northern Ariz. | 1 | 6 | .143 | 3 | 8 | .273 |
| Sacramento St. | 1 | 6 | .143 | 2 | 9 | .182 |

NCAA Division I-AA Playoffs (0-2): Montana (0-1), lost to Cal Poly, 35-21, in first round; Eastern Wash. (0-1), lost to UNI, 41-38, in first round.

BIG SOUTH CONFERENCE

| Team | Conference | | | Full Season | | |
|----------------|------------|---|------|-------------|----|------|
| | W | L | Pct. | W | L | Pct. |
| Coastal Caro. | 3 | 1 | .750 | 9 | 2 | .818 |
| Charleston So. | 3 | 1 | .750 | 7 | 4 | .636 |
| Gardner-Webb | 2 | 2 | .500 | 5 | 6 | .455 |
| VMI | 2 | 2 | .500 | 3 | 8 | .273 |
| Liberty | 0 | 4 | .000 | 1 | 10 | .091 |

GATEWAY FOOTBALL CONFERENCE

| Team | Conference | | | Full Season | | |
|----------------|------------|---|------|-------------|----|------|
| | W | L | Pct. | W | L | Pct. |
| UNI | 5 | 2 | .714 | 11 | 4 | .733 |
| Southern Ill. | 5 | 2 | .714 | 9 | 4 | .692 |
| Youngstown St. | 5 | 2 | .714 | 8 | 3 | .727 |
| Illinois St. | 4 | 3 | .571 | 7 | 4 | .636 |
| Western Ky. | 4 | 3 | .571 | 6 | 5 | .545 |
| Western Ill. | 3 | 4 | .429 | 5 | 6 | .455 |
| Missouri St. | 2 | 5 | .286 | 4 | 6 | .400 |
| Indiana St. | 0 | 7 | .000 | 0 | 11 | .000 |

NCAA Division I-AA Playoffs (4-2): UNI (3-1), defeated Eastern Wash., 41-38, in first round; defeated New Hampshire, 24-21, in quarterfinals; defeated Texas St., 40-37 in overtime, in semifinals; lost to Appalachian St., 21-16, in championship game; Southern Ill. (1-1), defeated Eastern Ill., 21-6, in first round; lost to Appalachian St., 38-24, in quarterfinals.

GREAT WEST FOOTBALL CONFERENCE

| Team | Conference | | | Full Season | | |
|------------------|------------|---|------|-------------|---|------|
| | W | L | Pct. | W | L | Pct. |
| Cal Poly | 4 | 1 | .800 | 9 | 4 | .692 |
| UC Davis | 4 | 1 | .800 | 6 | 5 | .545 |
| North Dakota St. | 3 | 2 | .600 | 7 | 4 | .636 |
| South Dakota St. | 3 | 2 | .600 | 6 | 5 | .545 |
| Southern Utah | 1 | 4 | .200 | 1 | 9 | .100 |
| Northern Colo. | 0 | 5 | .000 | 4 | 7 | .364 |

NCAA Division I-AA Playoffs (1-1): Cal Poly (1-1), defeated Montana, 35-21, in first round; lost to Texas St., 14-7, in quarterfinals.

IVY GROUP

| Team | Conference | | | Full Season | | |
|-----------|------------|---|------|-------------|---|------|
| | W | L | Pct. | W | L | Pct. |
| Brown | 6 | 1 | .857 | 9 | 1 | .900 |
| Harvard | 5 | 2 | .714 | 7 | 3 | .700 |
| Princeton | 5 | 2 | .714 | 7 | 3 | .700 |
| Cornell | 4 | 3 | .571 | 6 | 4 | .600 |
| Yale | 4 | 3 | .571 | 4 | 6 | .400 |
| Penn | 3 | 4 | .429 | 5 | 5 | .500 |
| Dartmouth | 1 | 6 | .143 | 2 | 8 | .200 |
| Columbia | 0 | 7 | .000 | 2 | 8 | .200 |

METRO ATLANTIC ATHLETIC CONFERENCE

| Team | Conference | | | Full Season | | |
|-------------|------------|---|-------|-------------|---|------|
| | W | L | Pct. | W | L | Pct. |
| Duquesne | 4 | 0 | 1.000 | 7 | 3 | .700 |
| Marist | 3 | 1 | .750 | 7 | 4 | .636 |
| La Salle | 2 | 2 | .500 | 4 | 7 | .364 |
| Iona | 1 | 3 | .250 | 3 | 7 | .300 |
| St. Peter's | 0 | 4 | .000 | 1 | 9 | .100 |

MID-EASTERN ATHLETIC CONFERENCE

| Team | Conference | | | Full Season | | |
|--------------------|------------|---|-------|-------------|---|------|
| | W | L | Pct. | W | L | Pct. |
| Hampton | 8 | 0 | 1.000 | 11 | 1 | .917 |
| South Carolina St. | 7 | 1 | .875 | 9 | 2 | .818 |
| Delaware St. | 6 | 2 | .750 | 7 | 4 | .636 |
| Florida A&M | 5 | 3 | .625 | 6 | 5 | .545 |
| Bethune-Cookman | 4 | 4 | .500 | 7 | 4 | .636 |
| Norfolk St. | 2 | 6 | .250 | 4 | 7 | .364 |
| N.C. A&T | 2 | 6 | .250 | 3 | 8 | .273 |
| Howard | 1 | 7 | .125 | 4 | 7 | .364 |
| Morgan St. | 1 | 7 | .125 | 2 | 9 | .182 |

NCAA Division I-AA Playoffs (0-1): Hampton (0-1), lost to Richmond, 38-10, in first round.

NORTHEAST CONFERENCE

| Team | Conference | | | Full Season | | |
|-------------------|------------|---|------|-------------|---|------|
| | W | L | Pct. | W | L | Pct. |
| Central Conn. St. | 5 | 2 | .714 | 7 | 4 | .636 |
| Stony Brook | 5 | 2 | .714 | 6 | 5 | .545 |
| Monmouth | 4 | 3 | .571 | 6 | 4 | .600 |
| Albany (N.Y.) | 4 | 3 | .571 | 5 | 6 | .455 |
| Wagner | 3 | 4 | .429 | 6 | 5 | .545 |
| Sacred Heart | 3 | 4 | .429 | 4 | 6 | .400 |
| St. Francis (Pa.) | 3 | 4 | .429 | 3 | 8 | .273 |
| Robert Morris | 1 | 6 | .143 | 2 | 8 | .200 |

OHIO VALLEY CONFERENCE

| Team | Conference | | | Full Season | | |
|-------------------|------------|---|-------|-------------|---|------|
| | W | L | Pct. | W | L | Pct. |
| Eastern Ill. | 8 | 0 | 1.000 | 9 | 3 | .750 |
| Eastern Ky. | 7 | 1 | .875 | 7 | 4 | .636 |
| Jacksonville St. | 6 | 2 | .750 | 6 | 5 | .545 |
| Tenn.-Martin | 4 | 4 | .500 | 6 | 5 | .545 |
| Samford | 4 | 4 | .500 | 5 | 6 | .455 |
| Tennessee Tech | 3 | 5 | .375 | 4 | 7 | .364 |
| Southeast Mo. St. | 2 | 6 | .250 | 2 | 9 | .182 |
| Tennessee St. | 1 | 6 | .143 | 2 | 9 | .182 |
| Murray St. | 0 | 7 | .000 | 2 | 9 | .182 |

NCAA Division I-AA Playoffs (0-1): Eastern Ill. (0-1), lost to Southern Ill., 21-6, in first round.

PATRIOT LEAGUE

| Team | Conference | | | Full Season | | |
|------------|------------|---|------|-------------|----|------|
| | W | L | Pct. | W | L | Pct. |
| Colgate | 5 | 1 | .833 | 8 | 4 | .667 |
| Lafayette | 5 | 1 | .833 | 8 | 4 | .667 |
| Lehigh | 4 | 2 | .667 | 8 | 3 | .727 |
| Holy Cross | 3 | 3 | .500 | 6 | 5 | .545 |
| Georgetown | 2 | 4 | .333 | 4 | 7 | .364 |
| Fordham | 2 | 4 | .333 | 2 | 9 | .182 |
| Bucknell | 0 | 6 | .000 | 1 | 10 | .091 |

NCAA Division I-AA Playoffs (0-2): Colgate (0-1), lost to New Hampshire, 55-21, in first round; Lafayette (0-1), lost to Appalachian St., 34-23, in first round.

PIONEER FOOTBALL LEAGUE

| Team | Conference | | | Full Season | | |
|-----------------------|------------|---|-------|-------------|----|------|
| | W | L | Pct. | W | L | Pct. |
| North Division | | | | | | |
| San Diego | 4 | 0 | 1.000 | 11 | 1 | .917 |
| Dayton | 3 | 1 | .750 | 9 | 1 | .900 |
| Drake | 2 | 2 | .500 | 6 | 4 | .600 |
| Valparaiso | 1 | 3 | .250 | 3 | 8 | .273 |
| Butler | 0 | 4 | .000 | 0 | 11 | .000 |
| South Division | | | | | | |
| Morehead St. | 3 | 0 | 1.000 | 8 | 4 | .667 |
| Jacksonville | 2 | 1 | .667 | 4 | 4 | .500 |
| Davidson | 1 | 2 | .333 | 4 | 6 | .400 |
| Austin Peay | 0 | 3 | .000 | 2 | 9 | .182 |

Pioneer Championship Game: San Diego 47, Morehead St. 40, November 19, at San Diego, Calif.

SOUTHERN CONFERENCE

| Team | Conference | | | Full Season | | |
|-----------------|------------|---|------|-------------|---|------|
| | W | L | Pct. | W | L | Pct. |
| Appalachian St. | 6 | 1 | .857 | 12 | 3 | .800 |
| Furman | 5 | 2 | .714 | 11 | 3 | .786 |
| Ga. Southern | 5 | 2 | .714 | 8 | 4 | .667 |
| Western Caro. | 4 | 3 | .571 | 5 | 4 | .556 |
| Chattanooga | 3 | 4 | .429 | 6 | 5 | .545 |
| Wofford | 3 | 4 | .429 | 6 | 5 | .545 |
| Citadel | 2 | 5 | .286 | 4 | 7 | .364 |
| Elon | 0 | 7 | .000 | 3 | 8 | .273 |

NCAA Division I-AA Playoffs (6-2): Appalachian St. (4-0), defeated Lafayette, 34-23, in first round; defeated Southern Ill., 38-24, in quarterfinals; defeated Furman, 29-23, in semifinals; defeated UNI, 21-16, in championship game; Furman (2-1), defeated Nicholls St., 14-12, in first round; defeated Richmond, 24-20, in quarterfinals; lost to Appalachian St., 29-23, in semifinals; Ga. Southern (0-1), lost to Texas St., 50-35, in first round.

SOUTHLAND CONFERENCE

| Team | Conference | | | Full Season | | |
|-------------------|------------|---|------|-------------|---|------|
| | W | L | Pct. | W | L | Pct. |
| Texas St. | 5 | 1 | .833 | 11 | 3 | .786 |
| Nicholls St. | 5 | 1 | .833 | 6 | 4 | .600 |
| McNeese St. | 3 | 3 | .500 | 5 | 4 | .556 |
| Northwestern St. | 3 | 3 | .500 | 5 | 5 | .500 |
| Southeastern La. | 2 | 4 | .333 | 4 | 6 | .400 |
| Sam Houston St. | 2 | 4 | .333 | 3 | 7 | .300 |
| Stephen F. Austin | 1 | 5 | .167 | 5 | 6 | .455 |

NCAA Division I-AA Playoffs (2-2): Texas St. (2-1), defeated Ga. Southern, 50-35, in first round; defeated Cal Poly, 14-7, in quarterfinals; lost to UNI, 40-37 in overtime, in semifinals; Nicholls St. (0-1), lost to Furman, 14-12, in first round.

SOUTHWESTERN ATHLETIC CONFERENCE

| Team | Conference | | | Full Season | | |
|-------------------------|------------|---|------|-------------|---|------|
| | W | L | Pct. | W | L | Pct. |
| Eastern Division | | | | | | |
| Alabama A&M..... | 7 | 2 | .778 | 9 | 3 | .750 |
| Alabama St..... | 6 | 3 | .667 | 6 | 5 | .545 |
| Alcorn St..... | 5 | 4 | .556 | 6 | 5 | .545 |
| Mississippi Val..... | 5 | 4 | .556 | 6 | 5 | .545 |
| Jackson St..... | 2 | 7 | .222 | 2 | 9 | .182 |

Western Division

| | | | | | | |
|----------------------|---|---|-------|----|----|------|
| Grambling..... | 9 | 0 | 1.000 | 11 | 1 | .917 |
| Southern U..... | 4 | 5 | .444 | 4 | 5 | .444 |
| Prairie View..... | 3 | 6 | .333 | 5 | 6 | .455 |
| Ark.-Pine Bluff..... | 3 | 6 | .333 | 3 | 8 | .273 |
| Texas Southern..... | 1 | 8 | .111 | 1 | 10 | .091 |

SWAC Championship Game: Grambling 45, Alabama A&M 6, December 10, at Birmingham, Ala.

INDEPENDENTS

| Team | Full Season | | |
|------------------|-------------|----|------|
| | W | L | Pct. |
| Savannah St..... | 0 | 11 | .000 |

Major-College Alignment History

(Originally called major-college, now Division I-A)

| Team | Years Major |
|------------------------|----------------------------|
| Air Force..... | 1957-present |
| Akron..... | 1987-present |
| Alabama..... | 1937-40, 46-present |
| UAB..... | 1996-present |
| Alcorn St..... | 1977 |
| Appalachian St..... | 1974-81 |
| Arizona..... | 1939-40, 46-present |
| Arizona St..... | 1946-48, 50-54, 56-present |
| Arkansas..... | 1937-40, 46-present |
| Arkansas St..... | 1975-81, 92-present |
| Army..... | 1937-40, 46-present |
| Auburn..... | 1937-40, 46-present |
| Ball St..... | 1975-81, 83-present |
| Baylor..... | 1937-40, 46-present |
| Boise St..... | 1996-present |
| Boston College..... | 1939-40, 46-present |
| Boston U..... | 1939-40, 47-65 |
| Bowling Green..... | 1961-81, 83-present |
| Brigham Young..... | 1938-40, 46-present |
| Brown..... | 1937-40, 46-81 |
| Bucknell..... | 1938-40, 46-47 |
| Buffalo..... | 1962-70, 99-present |
| California..... | 1937-40, 46-present |
| Cal St. Fullerton..... | 1976-92 |
| Carnegie Tech..... | 1937-40 |
| Case Reserve..... | 1948 |
| Centenary..... | 1938-47 |
| UCF..... | 1996-present |
| Central Mich..... | 1975-present |
| Chattanooga..... | 1946-48, 50, 77-81 |
| Chicago..... | 1937-39 |
| Cincinnati..... | 1946, 48-81, 83-present |
| Citadel..... | 1939, 46-52, 59-81 |
| Clemson..... | 1937-40, 46-present |
| Colgate..... | 1937-40, 46-81 |
| Colorado..... | 1937-40, 46-present |
| Colorado Col..... | 1946-47 |
| Colorado St..... | 1940, 46-present |
| Columbia..... | 1938-40, 46-81 |
| Connecticut..... | 2002-present |
| Cornell..... | 1937-40, 46-81 |
| Creighton..... | 1939-42 |
| Dartmouth..... | 1937-40, 46-81 |
| Davidson..... | 1937-40, 46-53, 67-76 |
| Dayton..... | 1956-76 |
| Denver..... | 1940-60 |
| Detroit..... | 1939-64 |
| Drake..... | 1939-40, 46-58, 73-80 |
| Duke..... | 1937-40, 46-present |
| Duquesne..... | 1937-40, 47-50 |
| East Caro..... | 1966-present |
| East Tenn. St..... | 1978-81 |
| Eastern Mich..... | 1976-81, 83-present |
| Florida..... | 1937-40, 46-present |
| Fla. Atlantic..... | 2006 |
| Florida Int'l..... | 2006 |
| Florida St..... | 1955-present |
| Fordham..... | 1937-40, 46-54 |
| Fresno St..... | 1973-present |
| Furman..... | 1946-53, 55-57, 65, 73-81 |
| Georgetown..... | 1937-40, 46-50 |
| George Washington..... | 1939-66 |

| Team | Years Major |
|------------------------|-----------------------------------|
| Georgia..... | 1937-40, 46-present |
| Georgia Tech..... | 1937-40, 46-present |
| Gonzaga..... | 1938-41 |
| Grambling..... | 1977 |
| Hardin-Simmons..... | 1946-48, 50-62 |
| Harvard..... | 1937-40, 46-81 |
| Haskell..... | 1937-38 |
| Hawaii..... | 1974-present |
| Holy Cross..... | 1938-40, 46-81 |
| Houston..... | 1949-present |
| Idaho..... | 1938-40, 46-67, 69-77, 97-present |
| Illinois..... | 1937-40, 46-present |
| Illinois St..... | 1976-81 |
| Indiana..... | 1937-40, 46-present |
| Indiana St..... | 1976-81 |
| Iowa..... | 1937-40, 46-present |
| Iowa St..... | 1937-40, 46-present |
| Jackson St..... | 1977 |
| Kansas..... | 1937-40, 46-present |
| Kansas St..... | 1937-40, 46-present |
| Kent St..... | 1962-81, 83-present |
| Kentucky..... | 1937, 40-present |
| Lafayette..... | 1938-40, 46-50 |
| Lamar..... | 1974-81 |
| Lehigh..... | 1938-40, 46-47 |
| Long Beach St..... | 1973-91 |
| La.-Lafayette..... | 1974-present |
| La.-Monroe..... | 1975-81, 94-present |
| LSU..... | 1937-40, 46-present |
| Louisiana Tech..... | 1975-81, 89-present |
| Louisville..... | 1951, 62-present |
| Loyola Marymount..... | 1950-51 |
| Loyola (Ill.)..... | 1940 |
| Manhattan..... | 1937-42 |
| Marquette..... | 1937-60 |
| Marshall..... | 1962-81, 98-present |
| Maryland..... | 1937, 40, 46-present |
| McNeese St..... | 1975-81 |
| Memphis..... | 1960-present |
| Merchant Marine..... | 1946-47 |
| Miami (Fla.)..... | 1946-present |
| Miami (Ohio)..... | 1948-49, 61-81, 83-present |
| Michigan..... | 1937-40, 46-present |
| Michigan St..... | 1937-40, 46-present |
| Middle Tenn..... | 1999-present |
| Minnesota..... | 1937-40, 46-present |
| Mississippi..... | 1937-40, 46-present |
| Mississippi St..... | 1937-40, 46-present |
| Missouri..... | 1937-40, 46-present |
| Montana..... | 1939-40, 46-62 |
| Montana St..... | 1946-48 |
| Navy..... | 1937-40, 46-present |
| Nebraska..... | 1937-40, 46-present |
| UNLV..... | 1978-present |
| Nevada..... | 1946-50, 92-present |
| New Hampshire..... | 1940 |
| New Mexico..... | 1940, 46-present |
| New Mexico St..... | 1946-47, 52-53, 59-present |
| New York U..... | 1937-48, 51-52 |
| North Carolina..... | 1937-40, 46-present |
| North Carolina St..... | 1940, 46-present |
| North Texas..... | 1957-81, 95-present |
| Northern Ariz..... | 1946-47 |

| Team | Years Major |
|--------------------------|----------------------------|
| Northern Colo..... | 1946-47 |
| Northern Ill..... | 1969-81, 83-present |
| Northwestern..... | 1937-40, 46-present |
| Northwestern St..... | 1976-77 |
| Notre Dame..... | 1937-40, 46-present |
| Ohio..... | 1948, 61-81, 83-present |
| Ohio St..... | 1937-40, 46-present |
| Oklahoma..... | 1937-40, 46-present |
| Oklahoma St..... | 1939-40, 46-present |
| Oregon..... | 1937-40, 46-present |
| Oregon St..... | 1937-40, 46-present |
| Pacific..... | 1950-60, 62-63, 66, 69-95 |
| Penn..... | 1937-40, 46-81 |
| Penn St..... | 1938-40, 46-present |
| Pittsburgh..... | 1937-40, 46-present |
| Portland..... | 1946-48 |
| Princeton..... | 1937-40, 46-81 |
| Purdue..... | 1937-40, 46-present |
| Rice..... | 1937-40, 46-present |
| Richmond..... | 1940, 46-81 |
| Rutgers..... | 1946-present |
| St. Louis..... | 1940-49 |
| St. Mary's (Cal.)..... | 1937-40, 46-50 |
| San Diego St..... | 1969-present |
| San Francisco..... | 1940-51 |
| San Jose St..... | 1939-40, 50-present |
| Santa Clara..... | 1937-42, 46-52 |
| Sewanee..... | 1937 |
| South Carolina..... | 1939-40, 46-present |
| South Fla..... | 2001-present |
| Southern California..... | 1937-40, 46-present |
| Southern Ill..... | 1973-81 |
| SMU..... | 1937-40, 46-86, 89-present |
| Southern Miss..... | 1960, 63-present |
| Southern U..... | 1977 |
| Stanford..... | 1937-40, 46-present |
| Syracuse..... | 1937-40, 46-present |
| Tampa..... | 1973-74 |
| Temple..... | 1938-40, 46-53, 71-present |
| Tennessee..... | 1937-40, 46-present |
| Tennessee St..... | 1977-80 |
| Texas..... | 1937-40, 46-present |
| Texas-Arlington..... | 1972-81 |
| Texas A&M..... | 1937-40, 46-present |
| TCU..... | 1937-40, 46-present |
| UTEP..... | 1940, 46-present |
| Texas Southern..... | 1977 |
| Texas Tech..... | 1937-40, 46-present |
| Toledo..... | 1962-present |
| Trinity (Tex.)..... | 1960 |
| Troy..... | 2002-present |
| Tulane..... | 1937-40, 46-present |
| Tulsa..... | 1937-40, 46-present |
| UCLA..... | 1937-40, 46-present |
| Utah..... | 1938-40, 46-present |
| Utah St..... | 1939-40, 46-present |
| Vanderbilt..... | 1937-40, 46-present |
| Villanova..... | 1939-40, 46-80 |
| Virginia..... | 1940, 46-present |
| VMI..... | 1939-40, 46-81 |
| Virginia Tech..... | 1940, 46-present |
| Wake Forest..... | 1939-40, 46-present |

| Team | Years Major |
|----------------------|-----------------------|
| Washington | 1937-40, 46-present |
| Wash. & Lee | 1940, 46-53 |
| Washington-St. Louis | 1937-40 |
| Washington St. | 1937-40, 46-present |
| West Tex. A&M | 1946-47, 51-53, 58-80 |

| Team | Years Major |
|----------------|---------------------|
| West Virginia | 1939-40, 46-present |
| Western Caro. | 1977-81 |
| Western Mich. | 1962-present |
| Wichita St. | 1946-86 |
| William & Mary | 1940, 46-81 |

| Team | Years Major |
|---------------|---------------------|
| Wisconsin | 1937-40, 46-present |
| Wyoming | 1940, 46-present |
| Xavier (Ohio) | 1960-73 |
| Yale | 1937-40, 46-81 |

All-Time Conference Champions

Division I-A

ATLANTIC COAST CONFERENCE

Founded: In 1953 when charter members all left the Southern Conference to form the ACC. **Charter members (7):** Clemson, Duke, Maryland, North Carolina, North Carolina St., South Carolina and Wake Forest. **Admitted later (6):** Virginia (1953), Georgia Tech (1978), Florida St. (1992), Miami (Fla.) (2004), Virginia Tech (2004) and Boston College (2005). **Withdrew later (1):** South Carolina (1971). **Current members (12):** Boston College, Clemson, Duke, Florida St., Georgia Tech, Maryland, Miami (Fla.), North Carolina, North Carolina St., Virginia, Virginia Tech and Wake Forest.

| Year | Champion (Record) |
|------|---|
| 1953 | Duke (4-0) & Maryland (3-0) |
| 1954 | Duke (4-0) |
| 1955 | Maryland (4-0) & Duke (4-0) |
| 1956 | Clemson (4-0-1) |
| 1957 | North Carolina St. (5-0-1) |
| 1958 | Clemson (5-1) |
| 1959 | Clemson (6-1) |
| 1960 | Duke (5-1) |
| 1961 | Duke (5-1) |
| 1962 | Duke (6-0) |
| 1963 | North Carolina (6-1) & North Carolina St. (6-1) |
| 1964 | North Carolina St. (5-2) |
| 1965 | Clemson (5-2) & North Carolina St. (5-2) |
| 1966 | Clemson (6-1) |
| 1967 | Clemson (6-0) |
| 1968 | North Carolina St. (6-1) |
| 1969 | South Carolina (6-0) |
| 1970 | Wake Forest (5-1) |
| 1971 | North Carolina (6-0) |
| 1972 | North Carolina (6-0) |
| 1973 | North Carolina St. (6-0) |
| 1974 | Maryland (6-0) |
| 1975 | Maryland (5-0) |
| 1976 | Maryland (5-0) |
| 1977 | North Carolina (5-0-1) |
| 1978 | Clemson (6-0) |
| 1979 | North Carolina St. (5-1) |
| 1980 | North Carolina (6-0) |
| 1981 | Clemson (6-0) |
| 1982 | Clemson (6-0) |
| 1983 | Maryland (5-0) |
| 1984 | Maryland (5-0) |
| 1985 | Maryland (6-0) |
| 1986 | Clemson (5-1-1) |
| 1987 | Clemson (6-1) |
| 1988 | Clemson (6-1) |
| 1989 | Virginia (6-1) & Duke (6-1) |
| 1990 | Georgia Tech (6-0-1) |
| 1991 | Clemson (6-0-1) |
| 1992 | Florida St. (8-0) |
| 1993 | Florida St. (8-0) |
| 1994 | Florida St. (8-0) |
| 1995 | Virginia (7-1) & Florida St. (7-1) |
| 1996 | Florida St. (8-0) |
| 1997 | Florida St. (8-0) |
| 1998 | Florida St. (7-1) & Georgia Tech (7-1) |
| 1999 | Florida St. (8-0) |
| 2000 | Florida St. (8-0) |
| 2001 | Maryland (7-1) |
| 2002 | Florida St. (7-1) |
| 2003 | Florida St. (7-1) |
| 2004 | Virginia Tech (7-1) |
| 2005 | Virginia Tech (7-1) |

In 2005, the Atlantic Coast began a championship game to determine the league's representative in the BCS bowls.

Following are the results of the Atlantic Division Champion (A) vs. the Coastal Division Champion (C):

2005 Florida St. (A) 27, Virginia Tech (C) 22

BIG EAST CONFERENCE

Founded: In 1991 when eight charter members all went from independent status to form the Big East. **Charter members (8):** Boston College, Miami (Fla.), Pittsburgh, Rutgers (football only), Syracuse, Temple (football only), Virginia Tech (football only) and West Virginia (football only). **Admitted later (4):** Connecticut (2004), Cincinnati (2005), Louisville (2005) and South Fla. (2005). **Withdrew later (4):** Miami (Fla.) (2003), Virginia Tech (2003), Boston College (2004) and Temple (2004). **Current members (8):** Cincinnati, Connecticut, Louisville, Pittsburgh, Rutgers, South Fla., Syracuse and West Virginia. **Note:** In 1991 and 1992, the team ranked highest in the USA Today/CNN coaches poll was declared champion. Beginning in 1993, the champion was decided by a seven-game round-robin schedule.

| Year | Champion (Record) |
|------|--|
| 1991 | Miami (Fla.) (2-0, No. 1) & Syracuse (5-0, No. 16) |
| 1992 | Miami (Fla.) (4-0, No. 1) |
| 1993 | West Virginia (7-0) |
| 1994 | Miami (Fla.) (7-0) |
| 1995 | Virginia Tech (6-1) & Miami (Fla.) (6-1) |
| 1996 | Virginia Tech (6-1), Miami (Fla.) (6-1) & Syracuse (6-1) |
| 1997 | Syracuse (6-1) |
| 1998 | Syracuse (6-1) |
| 1999 | Virginia Tech (7-0) |
| 2000 | Miami (Fla.) (7-0) |
| 2001 | Miami (Fla.) (7-0) |
| 2002 | Miami (Fla.) (7-0) |
| 2003 | Miami (Fla.) (6-1) & West Virginia (6-1) |
| 2004 | Pittsburgh (4-2), Boston College (4-2), Syracuse (4-2) & West Virginia (4-2) |
| 2005 | West Virginia (7-0) |

BIG TEN CONFERENCE

Founded: In 1895 as the Intercollegiate Conference of Faculty Representatives, better known as the Western Conference. **Charter members (7):** Chicago, Illinois, Michigan, Minnesota, Northwestern, Purdue and Wisconsin. **Admitted later (5):** Indiana (1899), Iowa (1899), Ohio St. (1912), Michigan St. (1950) and Penn St. (1993). **Withdrew later (2):** Michigan (1907, rejoined in 1917) and Chicago (1940). **Note:** Iowa belonged to both the Missouri Valley and Western Conferences from 1907 to 1910. Unofficially called the Big Ten from 1912 until after 1939, then Big Nine from 1940 until Michigan St. began conference play in 1953. Formally renamed **Big Ten** in 1984. **Current members (11):** Illinois, Indiana, Iowa, Michigan, Michigan St., Minnesota, Northwestern, Ohio St., Penn St., Purdue and Wisconsin.

| Year | Champion (Record) |
|------|--|
| 1896 | Wisconsin (2-0-1) |
| 1897 | Wisconsin (3-0) |
| 1898 | Michigan (3-0) |
| 1899 | Chicago (4-0) |
| 1900 | Iowa (3-0-1) & Minnesota (3-0-1) |
| 1901 | Michigan (4-0) & Wisconsin (2-0) |
| 1902 | Michigan (5-0) |
| 1903 | Michigan (3-0-1), Minnesota (3-0-1) & Northwestern (1-0-2) |
| 1904 | Minnesota (3-0) & Michigan (2-0) |
| 1905 | Chicago (7-0) |
| 1906 | Wisconsin (3-0), Minnesota (2-0) & Michigan (1-0) |
| 1907 | Chicago (4-0) |

Year Champion (Record)

| | |
|------|---|
| 1908 | Chicago (5-0) |
| 1909 | Minnesota (3-0) |
| 1910 | Illinois (4-0) & Minnesota (2-0) |
| 1911 | Minnesota (3-0-1) |
| 1912 | Wisconsin (6-0) |
| 1913 | Chicago (7-0) |
| 1914 | Illinois (6-0) |
| 1915 | Minnesota (3-0-1) & Illinois (3-0-2) |
| 1916 | Ohio St. (4-0) |
| 1917 | Ohio St. (4-0) |
| 1918 | Illinois (4-0), Michigan (2-0) & Purdue (1-0) |
| 1919 | Illinois (6-1) |
| 1920 | Ohio St. (5-0) |
| 1921 | Iowa (5-0) |
| 1922 | Iowa (5-0) & Michigan (4-0) |
| 1923 | Illinois (5-0) & Michigan (4-0) |
| 1924 | Chicago (3-0-3) |
| 1925 | Michigan (5-1) |
| 1926 | Michigan (5-0) & Northwestern (5-0) |
| 1927 | Illinois (5-0) |
| 1928 | Illinois (4-1) |
| 1929 | Purdue (5-0) |
| 1930 | Michigan (5-0) & Northwestern (5-0) |
| 1931 | Purdue (5-1), Michigan (5-1) & Northwestern (5-1) |
| 1932 | Michigan (6-0) |
| 1933 | Michigan (5-0-1) |
| 1934 | Minnesota (5-0) |
| 1935 | Minnesota (5-0) & Ohio St. (5-0) |
| 1936 | Northwestern (6-0) |
| 1937 | Minnesota (5-0) |
| 1938 | Minnesota (4-1) |
| 1939 | Ohio St. (5-1) |
| 1940 | Minnesota (6-0) |
| 1941 | Minnesota (5-0) |
| 1942 | Ohio St. (5-1) |
| 1943 | Purdue (6-0) & Michigan (6-0) |
| 1944 | Ohio St. (6-0) |
| 1945 | Indiana (5-0-1) |
| 1946 | Illinois (6-1) |
| 1947 | Michigan (6-0) |
| 1948 | Michigan (6-0) |
| 1949 | Ohio St. (4-1-1) & Michigan (4-1-1) |
| 1950 | Michigan (4-1-1) |
| 1951 | Illinois (5-0-1) |
| 1952 | Wisconsin (4-1-1) & Purdue (4-1-1) |
| 1953 | Michigan St. (5-1) & Illinois (5-1) |
| 1954 | Ohio St. (7-0) |
| 1955 | Ohio St. (6-0) |
| 1956 | Iowa (5-1) |
| 1957 | Ohio St. (7-0) |
| 1958 | Iowa (5-1) |
| 1959 | Wisconsin (5-2) |
| 1960 | Minnesota (5-1) & Iowa (5-1) |
| 1961 | Ohio St. (6-0) |
| 1962 | Wisconsin (6-1) |
| 1963 | Illinois (5-1-1) |
| 1964 | Michigan (6-1) |
| 1965 | Michigan St. (7-0) |
| 1966 | Michigan St. (7-0) |
| 1967 | Indiana (6-1), Purdue (6-1) & Minnesota (6-1) |
| 1968 | Ohio St. (7-0) |
| 1969 | Ohio St. (6-1) & Michigan (6-1) |
| 1970 | Ohio St. (7-0) |
| 1971 | Michigan (8-0) |
| 1972 | Ohio St. (8-0) & Michigan (7-1) |
| 1973 | Ohio St. (7-0-1) & Michigan (7-0-1) |
| 1974 | Ohio St. (7-1) & Michigan (7-1) |
| 1975 | Ohio St. (8-0) |
| 1976 | Michigan (7-1) & Ohio St. (7-1) |
| 1977 | Michigan (7-1) & Ohio St. (7-1) |
| 1978 | Michigan (7-1) & Michigan St. (7-1) |
| 1979 | Ohio St. (8-0) |
| 1980 | Michigan (8-0) |
| 1981 | Iowa (6-2) & Ohio St. (6-2) |
| 1982 | Michigan (8-1) |

Year Champion (Record)

| | |
|------|---|
| 1983 | Illinois (9-0) |
| 1984 | Ohio St. (7-2) |
| 1985 | Iowa (7-1) |
| 1986 | Michigan (7-1) & Ohio St. (7-1) |
| 1987 | Michigan St. (7-0-1) |
| 1988 | Michigan (7-0-1) |
| 1989 | Michigan (8-0) |
| 1990 | Iowa (6-2), Michigan (6-2), Michigan St. (6-2) & Illinois (6-2) |
| 1991 | Michigan (8-0) |
| 1992 | Michigan (6-0-2) |
| 1993 | Ohio St. (6-1-1) & Wisconsin (6-1-1) |
| 1994 | Penn St. (8-0) |
| 1995 | Northwestern (8-0) |
| 1996 | Ohio St. (7-1) & Northwestern (7-1) |
| 1997 | Michigan (8-0) |
| 1998 | Ohio St. (7-1), Wisconsin (7-1) & Michigan (7-1) |
| 1999 | Wisconsin (7-1) |
| 2000 | Michigan (6-2), Northwestern (6-2) & Purdue (6-2) |
| 2001 | Illinois (7-1) |
| 2002 | Iowa (8-0) & Ohio St. (8-0) |
| 2003 | Michigan (7-1) |
| 2004 | Iowa (7-1) & Michigan (7-1) |
| 2005 | Penn St. (7-1) & Ohio St. (7-1) |

BIG 12 CONFERENCE

Founded: In 1996 when 12 charter members combined eight members of Big Eight Conference with four former Southwest Conference members. **Charter members** (12): Baylor, Colorado, Iowa St., Kansas, Kansas St., Missouri, Nebraska, Oklahoma, Oklahoma St., Texas, Texas A&M and Texas Tech. **Current members** (12): Baylor, Colorado, Iowa St., Kansas, Kansas St., Missouri, Nebraska, Oklahoma, Oklahoma St., Texas, Texas A&M and Texas Tech.

Year Champion (Record)

| | |
|------|------------------|
| 1996 | Texas (6-2) |
| 1997 | Nebraska (8-0) |
| 1998 | Texas A&M (7-1) |
| 1999 | Nebraska (7-1) |
| 2000 | Oklahoma (8-0) |
| 2001 | Colorado (7-1) |
| 2002 | Oklahoma (6-2) |
| 2003 | Kansas St. (6-2) |
| 2004 | Oklahoma (8-0) |
| 2005 | Texas (8-0) |

In 1996, the Big 12 began a championship game to determine the league's representative in the BCS bowls. Following are the results of the North Division Champion (N) vs. the South Division Champion (S):

| | |
|------|--|
| 1996 | Texas (S) 37, Nebraska (N) 27 |
| 1997 | Nebraska (N) 54, Texas A&M (S) 15 |
| 1998 | Texas A&M (S) 36, Kansas St. (N) 33 (2 ot) |
| 1999 | Nebraska (N) 22, Texas (S) 6 |
| 2000 | Oklahoma (S) 27, Kansas St. (N) 24 |
| 2001 | Colorado (N) 39, Texas (S) 37 |
| 2002 | Oklahoma (S) 29, Colorado (N) 7 |
| 2003 | Kansas St. (N) 35, Oklahoma (S) 7 |
| 2004 | Oklahoma (S) 42, Colorado (N) 3 |
| 2005 | Texas (S) 70, Colorado (N) 3 |

CONFERENCE USA

Founded: In 1996 when five charter members went from independent status and one former Southwest Conference member combined to form Conference USA. **Charter members** (6): Cincinnati, Houston, Louisville, Memphis, Southern Miss. and Tulane. **Admitted later** (11): East Caro. (1997), Army (1998), UAB (1999), TCU (2001), South Fla. (2003), UCF (2005), Marshall (2005), Rice (2005), SMU (2005), UTEP (2005) and Tulsa (2005). **Withdrew later** (5): Army (2004), Cincinnati (2004), Louisville (2004), South Fla. (2004) and TCU (2004). **Current members** (12): UAB, UCF, East Caro., Houston, Marshall, Memphis, Rice, SMU, Southern Miss., Tulane, Tulsa and UTEP.

Year Champion (Record)

| | |
|------|--------------------------------------|
| 1996 | Houston (4-1) & Southern Miss. (4-1) |
| 1997 | Southern Miss. (6-0) |
| 1998 | Tulane (6-0) |
| 1999 | Southern Miss. (6-0) |
| 2000 | Louisville (6-1) |
| 2001 | Louisville (6-1) |
| 2002 | Cincinnati (6-2) & TCU (6-2) |
| 2003 | Southern Miss. (8-0) |
| 2004 | Louisville (8-0) |
| 2005 | UCF (7-1) |

In 2005, Conference USA began a championship game

to determine a league champion. Following are the results of the East Division Champion (E) vs. the West Division Champion (W):

| | |
|------|--------------------------|
| 2005 | Tulsa (W) 44, UCF (E) 27 |
|------|--------------------------|

MID-AMERICAN CONFERENCE

Founded: In 1946. **Charter members** (6): Butler, Cincinnati, Miami (Ohio), Ohio, Western Mich. and Western Reserve (now Case Reserve). **Admitted later** (13): Kent St. (1951), Toledo (1951), Bowling Green (1952), Marshall (1954 and 1997), Central Mich. (1972), Eastern Mich. (1972), Ball St. (1973), Northern Ill. (1973 and 1997), Akron (1992), Buffalo (1999) and UCF (2002). **Withdrew later** (7): Butler (1950), Cincinnati (1953), Case Reserve (1955), Marshall (1969 and 2004), Northern Ill. (1986) and UCF (2004). **Current members** (12): Akron, Ball St., Bowling Green, Buffalo, Central Mich., Eastern Mich., Kent St., Miami (Ohio), Northern Ill., Ohio, Toledo and Western Mich.

Year Champion (Record)

| | |
|------|--|
| 1947 | Cincinnati (3-1) |
| 1948 | Miami (Ohio) (4-0) |
| 1949 | Cincinnati (4-0) |
| 1950 | Miami (Ohio) (4-0) |
| 1951 | Cincinnati (3-0) |
| 1952 | Cincinnati (3-0) |
| 1953 | Ohio (5-0-1) |
| 1954 | Miami (Ohio) (4-0) |
| 1955 | Miami (Ohio) (5-0) |
| 1956 | Bowling Green (5-0-1) |
| 1957 | Miami (Ohio) (5-0) |
| 1958 | Miami (Ohio) (5-0) |
| 1959 | Bowling Green (6-0) |
| 1960 | Ohio (6-0) |
| 1961 | Bowling Green (5-1) |
| 1962 | Bowling Green (5-0-1) |
| 1963 | Ohio (5-1) |
| 1964 | Bowling Green (5-1) |
| 1965 | Bowling Green (5-1) & Miami (Ohio) (5-1) |
| 1966 | Miami (Ohio) (5-1) & Western Mich. (5-1) |
| 1967 | Toledo (5-1) & Ohio (5-1) |
| 1968 | Ohio (6-0) |
| 1969 | Toledo (5-0) |
| 1970 | Toledo (5-0) |
| 1971 | Toledo (5-0) |
| 1972 | Kent St. (4-1) |
| 1973 | Miami (Ohio) (5-0) |
| 1974 | Miami (Ohio) (5-0) |
| 1975 | Miami (Ohio) (6-0) |
| 1976 | Ball St. (4-1) |
| 1977 | Miami (Ohio) (5-0) |
| 1978 | Ball St. (8-0) |
| 1979 | Central Mich. (8-0-1) |
| 1980 | Central Mich. (7-2) |
| 1981 | Toledo (8-1) |
| 1982 | Bowling Green (7-2) |
| 1983 | Northern Ill. (8-1) |
| 1984 | Toledo (7-1-1) |
| 1985 | Bowling Green (9-0) |
| 1986 | Miami (Ohio) (6-2) |
| 1987 | Eastern Mich. (7-1) |
| 1988 | Western Mich. (7-1) |
| 1989 | Ball St. (6-1-1) |
| 1990 | Central Mich. (7-1) |
| 1991 | Bowling Green (8-0) |
| 1992 | Bowling Green (8-0) |
| 1993 | Ball St. (7-0-1) |
| 1994 | Central Mich. (8-1) |
| 1995 | Toledo (7-0-1) |
| 1996 | Ball St. (7-1) |
| 1997 | Marshall (7-1) |
| 1998 | Marshall (7-1) |
| 1999 | Marshall (8-0) |
| 2000 | Marshall (5-3) |
| 2001 | Toledo (4-1) |
| 2002 | Marshall (7-1) |
| 2003 | Miami (Ohio) (8-0) |
| 2004 | Toledo (7-1) |
| 2005 | Akron (5-3) |

Since 1997, the MAC has conducted a championship game between the East and West division champion to determine a league champion. Following are the results of the East Division champion (E) vs. the West Division champion (W):

| | |
|------|---------------------------------------|
| 1997 | Marshall (E) 34, Toledo (W) 14 |
| 1998 | Marshall (E) 23, Toledo (W) 17 |
| 1999 | Marshall (E) 34, Western Mich. (W) 30 |
| 2000 | Marshall (E) 19, Western Mich. (W) 14 |
| 2001 | Toledo (W) 41, Marshall (E) 36 |

| | |
|------|---|
| 2002 | Marshall (E) 49, Toledo (W) 45 |
| 2003 | Miami (Ohio) (E) 49, Bowling Green (W) 27 |
| 2004 | Toledo (W) 35, Miami (Ohio) (E) 27 |
| 2005 | Akron (E) 31, Northern Ill. (W) 30 |

MOUNTAIN WEST CONFERENCE

Founded: In 1999. **Charter members** (8): Air Force, Brigham Young, Colorado St., UNLV, New Mexico, San Diego St., Utah and Wyoming. All left the Western Athletic Conference after two years of 16-team league. **Admitted later** (1): TCU (2005). **Current members** (9): Air Force, Brigham Young, Colorado St., UNLV, New Mexico, San Diego St., TCU, Utah and Wyoming.

Year Champion (Record)

| | |
|------|--|
| 1999 | Brigham Young (5-2), Colorado St. (5-2) & Utah (5-2) |
| 2000 | Colorado St. (6-1) |
| 2001 | Brigham Young (7-0) |
| 2002 | Colorado St. (6-1) |
| 2003 | Utah (6-1) |
| 2004 | Utah (7-0) |
| 2005 | TCU (8-0) |

PACIFIC-10 CONFERENCE

Founded: In 1915 as the **Pacific Coast Conference** by group of four charter members. **Charter members** (4): California, Oregon, Oregon St. and Washington. **Admitted later** (6): Washington St. (1917), Stanford (1918), Idaho (1922), Southern California (1922), Montana (1924) and UCLA (1928). **Withdrew later** (2): Montana (1950) and Idaho (1958).

The Pacific Coast Conference dissolved in 1959 and the Athletic Association of Western Universities was founded with five charter members. **Charter members** (5): California, Southern California, Stanford, UCLA and Washington. **Admitted later** (5): Washington St. (1962), Oregon (1964), Oregon St. (1964), Arizona (1978) and Arizona St. (1978). Conference renamed **Pacific-8** in 1968 and **Pacific-10** in 1978. **Current members** (10): Arizona, Arizona St., California, Oregon, Oregon St., Southern California, Stanford, UCLA, Washington and Washington St.

Year Champion (Record)

| | |
|------|--|
| 1916 | Washington (3-0-1) |
| 1917 | Washington (3-0) |
| 1918 | California (3-0) |
| 1919 | Oregon (2-1) & Washington (2-1) |
| 1920 | California (3-0) |
| 1921 | California (5-0) |
| 1922 | California (3-0) |
| 1923 | California (5-0) |
| 1924 | Stanford (3-0-1) |
| 1925 | Washington (5-0) |
| 1926 | Stanford (4-0) |
| 1927 | Southern California (4-0-1) & Stanford (4-0-1) |
| 1928 | Southern California (4-0-1) |
| 1929 | Southern California (6-1) |
| 1930 | Washington St. (6-0) |
| 1931 | Southern California (7-0) |
| 1932 | Southern California (6-0) |
| 1933 | Oregon (4-1) & Stanford (4-1) |
| 1934 | Stanford (5-0) |
| 1935 | California (4-1), Stanford (4-1) & UCLA (4-1) |
| 1936 | Washington (6-0-1) |
| 1937 | California (6-0-1) |
| 1938 | Southern California (6-1) & California (6-1) |
| 1939 | Southern California (5-0-2) & UCLA (5-0-3) |
| 1940 | Stanford (7-0) |
| 1941 | Oregon St. (7-2) |
| 1942 | UCLA (6-1) |
| 1943 | Southern California (4-0) |
| 1944 | Southern California (3-0-2) |
| 1945 | Southern California (6-0) |
| 1946 | UCLA (7-0) |
| 1947 | Southern California (6-0) |
| 1948 | California (6-0) & Oregon (6-0) |
| 1949 | California (7-0) |
| 1950 | California (5-0-1) |
| 1951 | Stanford (6-1) |
| 1952 | Southern California (6-0) |
| 1953 | UCLA (6-1) |
| 1954 | UCLA (6-0) |
| 1955 | UCLA (6-0) |
| 1956 | Oregon St. (6-1-1) |
| 1957 | Oregon (6-2) & Oregon St. (6-2) |
| 1958 | California (6-1) |
| 1959 | Washington (3-1), Southern California (3-1) & UCLA (3-1) |

Year Champion (Record)

| | |
|------|---|
| 1960 | Washington (4-0) |
| 1961 | UCLA (3-1) |
| 1962 | Southern California (4-0) |
| 1963 | Washington (4-1) |
| 1964 | Oregon St. (3-1) & Southern California (3-1) |
| 1965 | UCLA (4-0) |
| 1966 | Southern California (4-1) |
| 1967 | Southern California (6-1) |
| 1968 | Southern California (6-0) |
| 1969 | Southern California (6-0) |
| 1970 | Stanford (6-1) |
| 1971 | Stanford (6-1) |
| 1972 | Southern California (7-0) |
| 1973 | Southern California (7-0) |
| 1974 | Southern California (6-0-1) |
| 1975 | UCLA (6-1) & California (6-1) |
| 1976 | Southern California (7-0) |
| 1977 | Washington (6-1) |
| 1978 | Southern California (6-1) |
| 1979 | Southern California (6-0-1) |
| 1980 | Washington (6-1) |
| 1981 | Washington (6-2) |
| 1982 | UCLA (5-1-1) |
| 1983 | UCLA (6-1-1) |
| 1984 | Southern California (7-1) |
| 1985 | UCLA (6-2) |
| 1986 | Arizona St. (5-1-1) |
| 1987 | Southern California (7-1) & UCLA (7-1) |
| 1988 | Southern California (8-0) |
| 1989 | Southern California (6-0-1) |
| 1990 | Washington (7-1) |
| 1991 | Washington (8-0) |
| 1992 | Stanford (6-2) & Washington (6-2) |
| 1993 | UCLA (6-2), Arizona (6-2) & Southern California (6-2) |
| 1994 | Oregon (7-1) |
| 1995 | Southern California (6-1-1) & Washington (6-1-1) |
| 1996 | Arizona St. (8-0) |
| 1997 | Washington St. (7-1) & UCLA (7-1) |
| 1998 | UCLA (8-0) |
| 1999 | Stanford (7-1) |
| 2000 | Oregon (7-1), Oregon St. (7-1) & Washington (7-1) |
| 2001 | Oregon (7-1) |
| 2002 | Southern California (7-1) & Washington St. (7-1) |
| 2003 | Southern California (7-1) |
| 2004 | Southern California (8-0) |
| 2005 | Southern California (8-0) |

SOUTHEASTERN CONFERENCE

Founded: In 1933 when charter members all left the **Southern Conference** to become the SEC. **Charter members** (13): Alabama, Auburn, Florida, Georgia, Georgia Tech, Kentucky, LSU, Mississippi, Mississippi St., Sewanee, Tennessee, Tulane and Vanderbilt. **Admitted later** (2): Arkansas (1992) and South Carolina (1992). **Withdrew later** (3): Sewanee (1940), Georgia Tech (1964) and Tulane (1966). **Current members** (12): Alabama, Arkansas, Auburn, Florida, Georgia, Kentucky, LSU, Mississippi, Mississippi St., South Carolina, Tennessee and Vanderbilt.

Year Champion (Record)

| | |
|------|--|
| 1933 | Alabama (5-0-1) |
| 1934 | Tulane (8-0) & Alabama (7-0) |
| 1935 | LSU (5-0) |
| 1936 | LSU (6-0) |
| 1937 | Alabama (6-0) |
| 1938 | Tennessee (7-0) |
| 1939 | Tennessee (6-0), Georgia Tech (6-0) & Tulane (5-0) |
| 1940 | Tennessee (5-0) |
| 1941 | Mississippi St. (4-0-1) |
| 1942 | Georgia (6-1) |
| 1943 | Georgia Tech (4-0) |
| 1944 | Georgia Tech (4-0) |
| 1945 | Alabama (6-0) |
| 1946 | Georgia (5-0) & Tennessee (5-0) |
| 1947 | Mississippi (6-1) |
| 1948 | Georgia (6-0) |
| 1949 | Tulane (5-1) |
| 1950 | Kentucky (5-1) |
| 1951 | Georgia Tech (7-0) & Tennessee (5-0) |
| 1952 | Georgia (6-0) |
| 1953 | Alabama (4-0-3) |
| 1954 | Mississippi (5-1) |
| 1955 | Mississippi (5-1) |
| 1956 | Tennessee (6-0) |
| 1957 | Auburn (7-0) |
| 1958 | LSU (6-0) |
| 1959 | Georgia (7-0) |
| 1960 | Mississippi (5-0-1) |

Year Champion (Record)

| | |
|------|---|
| 1961 | Alabama (7-0) & LSU (6-0) |
| 1962 | Mississippi (6-0) |
| 1963 | Mississippi (5-0-1) |
| 1964 | Alabama (8-0) |
| 1965 | Alabama (6-1-1) |
| 1966 | Alabama (6-0) & Georgia (6-0) |
| 1967 | Tennessee (6-0) |
| 1968 | Georgia (5-0-1) |
| 1969 | Tennessee (5-1) |
| 1970 | LSU (5-0) |
| 1971 | Alabama (7-0) |
| 1972 | Alabama (7-1) |
| 1973 | Alabama (8-0) |
| 1974 | Alabama (6-0) |
| 1975 | Alabama (6-0) |
| 1976 | Georgia (5-1) & Kentucky (5-1) |
| 1977 | Alabama (7-0) & Kentucky (6-0) |
| 1978 | Alabama (6-0) |
| 1979 | Alabama (6-0) |
| 1980 | Georgia (6-0) |
| 1981 | Georgia (6-0) & Alabama (6-0) |
| 1982 | Georgia (6-0) |
| 1983 | Auburn (6-0) |
| 1984 | Florida (5-0-1)# |
| 1985 | Tennessee (5-1)* |
| 1986 | LSU (5-1) |
| 1987 | Auburn (5-0-1) |
| 1988 | Auburn (6-1) & LSU (6-1) |
| 1989 | Alabama (6-1), Tennessee (6-1) & Auburn (6-1) |
| 1990 | Tennessee (5-1-1)* |
| 1991 | Florida (7-0) |
| 1992 | Alabama (8-0) |
| 1993 | Florida (7-1)* |
| 1994 | Florida (7-1) |
| 1995 | Florida (8-0) |
| 1996 | Florida (8-0) |
| 1997 | Tennessee (7-1) |
| 1998 | Tennessee (8-0) |
| 1999 | Florida (7-1) & Alabama (7-1) |
| 2000 | Florida (7-1) |
| 2001 | LSU (6-3) |
| 2002 | Georgia (7-1) |
| 2003 | LSU (7-1) |
| 2004 | Auburn (8-0) |
| 2005 | Georgia (6-2) |

#Title vacated. *Ineligible for title (probation): Florida (5-1) in 1985, Florida (6-1) in 1990 and Auburn (8-0) in 1993.

Since 1992, the SEC has conducted a championship game to determine the league's representative in the BCS bowls. Following are the results year-by-year of the Western Division champion (W) vs. the Eastern Division champion (E):

| | |
|------|--|
| 1992 | Alabama (W) 28, Florida (E) 21 |
| 1993 | Florida (E) 28, Alabama (W) 13 |
| 1994 | Florida (E) 24, Alabama (W) 23 |
| 1995 | Florida (E) 34, Arkansas (W) 3 |
| 1996 | Florida (E) 45, Alabama (W) 30 |
| 1997 | Tennessee (E) 30, Auburn (W) 29 |
| 1998 | Tennessee (E) 24, Mississippi St. (W) 14 |
| 1999 | Alabama (W) 34, Florida (E) 7 |
| 2000 | Florida (E) 28, Auburn (W) 6 |
| 2001 | LSU (W) 31, Tennessee (E) 20 |
| 2002 | Georgia (E) 30, Arkansas (W) 3 |
| 2003 | LSU (W) 34, Georgia (E) 13 |
| 2004 | Auburn (W) 38, Tennessee (E) 28 |
| 2005 | Georgia 34 (E), LSU (W) 14 |

SUN BELT CONFERENCE

Founded: In 2001 when four former members of the Big West Conference combined with three former Division IA independents. **Charter members** (7): Arkansas St. (from Big West), Idaho (from Big West), La.-Lafayette (independent), La.-Monroe (independent), Middle Tenn. (independent), New Mexico St. (from Big West), North Texas (from Big West). **Admitted later** (4): Utah St. (from independent, 2003), Troy (from independent, 2004), Fla. Atlantic (2005) and Florida Int'l (2005). **Withdrew later** (3): Idaho (2004), New Mexico St. (2004) and Utah St. (2004). **Current members** (8): Arkansas St., Fla. Atlantic, Florida Int'l, La.-Lafayette, La.-Monroe, Middle Tenn., North Texas and Troy.

Year Champion (Record)

| | |
|------|--|
| 2001 | North Texas (5-1) & Middle Tenn. (5-1) |
| 2002 | North Texas (6-0) |
| 2003 | North Texas (7-0) |

Year Champion (Record)

| | |
|------|--|
| 2004 | North Texas (7-0) |
| 2005 | Arkansas St. (5-2), La.-Lafayette (5-2) & La.-Monroe (5-2) |

WESTERN ATHLETIC CONFERENCE

Founded: In 1962 when charter members left the Skyline and Border Conferences to form the WAC. In 1996, three former Southwest Conference members joined two former Big West members and one former independent team to form a 16-team league, the largest conference alignment ever in Division I-A. The league was divided into Mountain and Pacific divisions. In 1999, eight members split off to form the Mountain West Conference. **Charter members** (6): Arizona (from Border), Arizona St. (from Border), Brigham Young (from Skyline), New Mexico (from Skyline), Utah (from Skyline) and Wyoming (from Skyline). **Admitted later** (18): Colorado St. (1968), UTEP (1968), San Diego St. (1978), Hawaii (1979), Air Force (1980), Fresno St. (1992), UNLV (1996), Rice (1996), San Jose St. (1996), SMU (1996), TCU (1996), Tulsa (1996), Nevada (2000), Boise St. (2001), Louisiana Tech (2001), Idaho (2005), New Mexico St. (2005) and Utah St. (2005). **Withdrew later** (15): Arizona (1978), Arizona St. (1978), Air Force (1999), Brigham Young (1999), Colorado St. (1999), UNLV (1999), New Mexico (1999), San Diego St. (1999), Utah (1999), Wyoming (1999), TCU (2000), Rice (2004), SMU (2004), UTEP (2004) and Tulsa (2004). **Current members** (9): Boise St., Fresno St., Hawaii, Idaho, Louisiana Tech, Nevada, New Mexico St., San Jose St. and Utah St.

Year Champion (Record)

| | |
|------|---|
| 1962 | New Mexico (2-1-1) |
| 1963 | New Mexico (3-1) |
| 1964 | Arizona (3-1), Utah (3-1) & New Mexico (3-1) |
| 1965 | Brigham Young (4-1) |
| 1966 | Wyoming (5-0) |
| 1967 | Wyoming (5-0) |
| 1968 | Wyoming (6-1) |
| 1969 | Arizona St. (6-1) |
| 1970 | Arizona St. (7-0) |
| 1971 | Arizona St. (7-0) |
| 1972 | Arizona St. (5-1) |
| 1973 | Arizona (6-1) & Arizona St. (6-1) |
| 1974 | Brigham Young (6-0-1) |
| 1975 | Arizona St. (7-0) |
| 1976 | Brigham Young (6-1) & Wyoming (6-1) |
| 1977 | Arizona St. (6-1) & Brigham Young (6-1) |
| 1978 | Brigham Young (5-1) |
| 1979 | Brigham Young (7-0) |
| 1980 | Brigham Young (6-1) |
| 1981 | Brigham Young (7-1) |
| 1982 | Brigham Young (7-1) |
| 1983 | Brigham Young (7-0) |
| 1984 | Brigham Young (8-0) |
| 1985 | Air Force (7-1) & Brigham Young (7-1) |
| 1986 | San Diego St. (7-1) |
| 1987 | Wyoming (8-0) |
| 1988 | Wyoming (8-0) |
| 1989 | Brigham Young (7-1) |
| 1990 | Brigham Young (7-1) |
| 1991 | Brigham Young (7-0-1) |
| 1992 | Hawaii (6-2), Fresno St. (6-2) & Brigham Young (6-2) |
| 1993 | Wyoming (6-2), Fresno St. (6-2) & Brigham Young (6-2) |
| 1994 | Colorado St. (7-1) |
| 1995 | Colorado St. (6-2), Air Force (6-2), Utah (6-2) & Brigham Young (6-2) |
| 1996 | Brigham Young (8-0) |
| 1997 | Colorado St. (7-1) |
| 1998 | Air Force (7-1) |
| 1999 | Fresno St. (5-2), Hawaii (5-2) & TCU (5-2) |
| 2000 | TCU (7-1) & UTEP (7-1) |
| 2001 | Louisiana Tech (7-1) |
| 2002 | Boise St. (8-0) |
| 2003 | Boise St. (8-0) |
| 2004 | Boise St. (8-0) |
| 2005 | Boise St. (7-1) & Nevada (7-1) |

From 1996-98, the WAC conducted a championship game to determine a league champion. Following are the results of the Mountain Division Champion (M) vs. the Pacific Division Champion (P):

| | |
|------|--|
| 1996 | Brigham Young (M) 28, Wyoming (P) 25 |
| 1997 | Colorado St. (P) 41, New Mexico (M) 13 |
| 1998 | Air Force (M) 20, Brigham Young (P) 13 |

CONFERENCE STANDINGS

Division I-AA

ATLANTIC 10 CONFERENCE

Founded: In 1947 as the Yankee Conference by six institutions from the old New England College Conference. **Charter members** (6): Connecticut, Maine, Massachusetts, New Hampshire, Rhode Island and Vermont. **Admitted later** (10): Boston U. (1971), Holy Cross (1971), Delaware (1983), Richmond (1984), Villanova (1985), James Madison (1993), Northeastern (1993) William & Mary (1993), Hofstra (2001) and Towson (2004). **Withdrew later** (4): Holy Cross (1972), Vermont (1974, dropped football), Boston U. (1997, dropped football) and Connecticut (2000). **Current members** (12): Delaware, Hofstra, James Madison, Maine, Massachusetts, New Hampshire, Northeastern, Rhode Island, Richmond, Towson, Villanova and William & Mary.

| Year | Champion (Record) |
|------|--|
| 1947 | New Hampshire (4-0) |
| 1948 | New Hampshire (3-1) |
| 1949 | Connecticut (2-0-1) & Maine (2-0-1) |
| 1950 | New Hampshire (4-0) |
| 1951 | Maine (3-0-1) |
| 1952 | Connecticut (3-1), Maine (3-1) & Rhode Island (3-1) |
| 1953 | New Hampshire (3-1) & Rhode Island (3-1) |
| 1954 | New Hampshire (4-0) |
| 1955 | Rhode Island (4-0-1) |
| 1956 | Connecticut (3-0-1) |
| 1957 | Connecticut (3-0-1) & Rhode Island (3-0-1) |
| 1958 | Connecticut (4-0) |
| 1959 | Connecticut (4-0) |
| 1960 | Connecticut (3-1) |
| 1961 | Maine (5-0) |
| 1962 | New Hampshire (4-0-1) |
| 1963 | Massachusetts (5-0) |
| 1964 | Massachusetts (5-0) |
| 1965 | Maine (5-0) |
| 1966 | Massachusetts (5-0) |
| 1967 | Massachusetts (5-0) |
| 1968 | Connecticut (4-1) & New Hampshire (4-1) |
| 1969 | Massachusetts (5-0) |
| 1970 | Connecticut (4-0-1) |
| 1971 | Connecticut (3-1-1) & Massachusetts (3-1-1) |
| 1972 | Massachusetts (5-0) |
| 1973 | Connecticut (5-0-1) |
| 1974 | Maine (4-2) & Massachusetts (4-2) |
| 1975 | New Hampshire (5-0) |
| 1976 | New Hampshire (4-1) |
| 1977 | Massachusetts (5-0) |
| 1978 | Massachusetts (5-0)* |
| 1979 | Massachusetts (4-1) |
| 1980 | Boston U. (5-0) |
| 1981 | Rhode Island (4-1) & Massachusetts (4-1) |
| 1982 | Boston U. (3-2)*, Connecticut (3-2), Maine (3-2) and Massachusetts (3-2) |
| 1983 | Boston U. (4-1)* & Connecticut (4-1) |
| 1984 | Boston U. (4-1)* & Rhode Island (4-1)* |
| 1985 | Rhode Island (5-0)* |
| 1986 | Connecticut (5-2), Delaware (5-2)* & Massachusetts (5-2) |
| 1987 | Maine (6-1)* & Richmond (6-1)* |
| 1988 | Delaware (6-2)* & Massachusetts (6-2)* |
| 1989 | Connecticut (6-2), Maine (6-2)* & Villanova (6-2)* |
| 1990 | Massachusetts (7-1)* |
| 1991 | Delaware (7-1)* & Villanova (7-1)* |
| 1992 | Delaware (7-1)* |
| 1993 | Boston U. (9-0)* |
| 1994 | New Hampshire (8-0)* |
| 1995 | Delaware (8-0)* |
| 1996 | William & Mary (7-1)* |
| 1997 | Villanova (8-0)* |
| 1998 | Richmond (7-1)* |
| 1999 | James Madison (7-1)* & Massachusetts (7-1)* |
| 2000 | Delaware (7-1)* & Richmond (7-1)* |
| 2001 | Hofstra (7-2)*, Maine (7-2)*, Villanova (7-2) & William & Mary (7-2)* |
| 2002 | Maine (7-2)* & Northeastern (7-2)* |
| 2003 | Delaware (8-1)* & Massachusetts (8-1)* |
| 2004 | Delaware (7-1)*, James Madison (7-1)* & William & Mary (7-1)* |
| 2005 | New Hampshire (7-1)* & Richmond (7-1)* |

*Participated in NCAA Division I-AA Championship.

BIG SKY CONFERENCE

Founded: In 1963 when six charter members—Gonzaga, Idaho, Idaho St., Montana, Montana St. and

Weber St.—banded together to form the Big Sky. **Admitted later** (8): Boise St. (1970), Northern Ariz. (1970), Nevada (1979, replacing charter member Gonzaga), Eastern Wash. (1987), Cal St. Northridge (1996), Sacramento St. (1996), Portland St. (1996) and Northern Colo. (2006). **Withdrew later** (5): Gonzaga (1979), Nevada (1992), Boise St. (1996), Idaho (1996) and Cal St. Northridge (2001, dropped football). **Current members** (9): Eastern Wash., Idaho St., Montana, Montana St., Northern Ariz., Northern Colo., Portland St., Sacramento St. and Weber St.

| Year | Champion (Record) |
|------|--|
| 1963 | Idaho St. (3-1) |
| 1964 | Montana St. (3-0) |
| 1965 | Idaho (3-1) & Weber St. (3-1) |
| 1966 | Montana St. (4-0) |
| 1967 | Montana St. (4-0) |
| 1968 | Idaho (3-1), Montana St. (3-1) & Weber St. (3-1) |
| 1969 | Montana (4-0)# |
| 1970 | Montana (5-0) |
| 1971 | Idaho (4-1) |
| 1972 | Montana St. (5-1) |
| 1973 | Boise St. (6-0)# |
| 1974 | Boise St. (6-0)# |
| 1975 | Boise St. (5-0-1)# |
| 1976 | Montana St. (6-0)# |
| 1977 | Boise St. (6-0) |
| 1978 | Northern Ariz. (6-0) |
| 1979 | Montana St. (6-1) |
| 1980 | Boise St. (6-1) |
| 1981 | Idaho St. (6-1)* |
| 1982 | Montana (5-2)* |
| 1983 | Nevada (6-1)* |
| 1984 | Montana St. (6-1)* |
| 1985 | Idaho (6-1)* |
| 1986 | Nevada (7-0)* |
| 1987 | Idaho (7-1)* |
| 1988 | Idaho (7-1)* |
| 1989 | Idaho (8-0)* |
| 1990 | Nevada (7-1)* |
| 1991 | Nevada (8-0)* |
| 1992 | Eastern Wash. (6-1)* & Idaho (6-1)* |
| 1993 | Montana (7-0)* |
| 1994 | Boise St. (6-1)* |
| 1995 | Montana (6-1)* |
| 1996 | Montana (7-0)* |
| 1997 | Eastern Wash. (7-1)* |
| 1998 | Montana (6-2)* |
| 1999 | Montana (7-1)* |
| 2000 | Montana (8-0)* |
| 2001 | Montana (7-0)* |
| 2002 | Idaho St. (5-2), Montana (5-2)* & Montana St. (5-2)* |
| 2003 | Montana (5-2)*, Montana St. (5-2)* & Northern Ariz. (5-2)* |
| 2004 | Eastern Wash. (6-1)* & Montana (6-1)* |
| 2005 | Eastern Wash. (5-2)*, Montana (5-2)* & Montana St. (5-2) |

#Participated in NCAA Division II Championship.
*Participated in NCAA Division I-AA Championship.

BIG SOUTH CONFERENCE

Founded: In 1983 as an all-sports conference. Football was added as the conference's 18th championship sport in 2002. Three former Division I-AA independents and one school moving from Division II joined to play football. **Charter members** (4): Charleston So., Elon, Gardner-Webb (from Division II) and Liberty. **Admitted later** (2): Coastal Caro. (restarted program, 2003) and VMI (from Southern Conference, 2003). **Withdrew later** (1): Elon (2003). **Current members** (5): Charleston So., Coastal Caro., Gardner-Webb, Liberty and VMI.

| Year | Champion (Record) |
|------|--|
| 2002 | Gardner-Webb (3-0) |
| 2003 | Gardner-Webb (4-0) |
| 2004 | Coastal Caro. (4-0) |
| 2005 | Charleston So. (3-1) & Coastal Caro. (3-1) |

GATEWAY FOOTBALL CONFERENCE

Founded: In 1982 as a women's athletics organization by 10 Midwestern universities. Six members started as a football conference in 1985. **Charter members** (6): (Football) Eastern Ill., Illinois St., Missouri St., UNI, Southern Ill. and Western Ill. Four members—Eastern Ill., Missouri St., UNI and Western Ill.—were members of the Mid-Continent Conference for football. **Admitted later** (3): Indiana St. (1986), Youngstown St. (1997) and Western Ky. (2001). **Withdrew later** (1): Eastern Ill. (1996). **Current members** (8): Illinois St., Indiana St.,

Missouri St., UNI, Southern Ill., Western Ill., Western Ky. and Youngstown St.

Year Champion (Record)

| | |
|------|---|
| 1985 | UNI (5-0)* |
| 1986 | Eastern Ill. (5-1)* |
| 1987 | UNI (6-0)* |
| 1988 | Western Ill. (6-0)* |
| 1989 | Missouri St. (5-1)* |
| 1990 | UNI (5-1)* |
| 1991 | UNI (5-1)* |
| 1992 | UNI (5-1)* |
| 1993 | UNI (5-1)* |
| 1994 | UNI (6-0)* |
| 1995 | Eastern Ill. (5-1)* & UNI (5-1)* |
| 1996 | UNI (5-0)* |
| 1997 | Western Ill. (6-0)* |
| 1998 | Western Ill. (5-1)* |
| 1999 | Illinois St. (6-0)* |
| 2000 | Western Ill. (5-1)* |
| 2001 | UNI (6-1)* |
| 2002 | Western Ill. (6-1)* & Western Ky. (6-1)* |
| 2003 | UNI (6-1)* & Southern Ill. (6-1)* |
| 2004 | Southern Ill. (7-0)* |
| 2005 | UNI (5-2)*, Southern Ill. (5-2)* & Youngstown St. (5-2) |

*Participated in NCAA Division I-AA Championship.

GREAT WEST FOOTBALL CONFERENCE

Founded: In 2004 by a group of six charter members. **Charter members** (6): UC Davis, Cal Poly, North Dakota St., Northern Colo., South Dakota St. and Southern Utah. **Withdrew later** (1): Northern Colo. (2005). **Current members** (5): UC Davis, Cal Poly, North Dakota St., South Dakota St. and Southern Utah.

Year Champion (Record)

| | |
|------|----------------------------------|
| 2004 | Cal Poly (4-1) |
| 2005 | UC Davis (4-1) & Cal Poly (4-1)* |

*Participated in NCAA Division I-AA Championship.

IVY GROUP

Founded: In 1956 by a group of eight charter members. **Charter members** (8): Brown, Columbia, Cornell, Dartmouth, Harvard, Penn, Princeton and Yale. **Current members** (8): Brown, Columbia, Cornell, Dartmouth, Harvard, Penn, Princeton and Yale.

Year Champion (Record)

| | |
|------|--|
| 1956 | Yale (7-0) |
| 1957 | Princeton (6-1) |
| 1958 | Dartmouth (6-1) |
| 1959 | Penn (6-1) |
| 1960 | Yale (7-0) |
| 1961 | Columbia (6-1) & Harvard (6-1) |
| 1962 | Dartmouth (7-0) |
| 1963 | Dartmouth (5-2) & Princeton (5-2) |
| 1964 | Princeton (7-0) |
| 1965 | Dartmouth (7-0) |
| 1966 | Dartmouth (6-1), Harvard (6-1) & Princeton (6-1) |
| 1967 | Yale (7-0) |
| 1968 | Harvard (6-0-1) & Yale (6-0-1) |
| 1969 | Dartmouth (6-1), Yale (6-1) & Princeton (6-1) |
| 1970 | Dartmouth (7-0) |
| 1971 | Cornell (6-1) & Dartmouth (6-1) |
| 1972 | Dartmouth (5-1-1) |
| 1973 | Dartmouth (6-1) |
| 1974 | Harvard (6-1) & Yale (6-1) |
| 1975 | Harvard (6-1) |
| 1976 | Brown (6-1) & Yale (6-1) |
| 1977 | Yale (6-1) |
| 1978 | Dartmouth (6-1) |
| 1979 | Yale (6-1) |
| 1980 | Yale (6-1) |
| 1981 | Yale (6-1) & Dartmouth (6-1) |
| 1982 | Harvard (5-2), Penn (5-2) & Dartmouth (5-2) |
| 1983 | Harvard (5-1-1) & Penn (5-1-1) |
| 1984 | Penn (7-0) |
| 1985 | Penn (6-1) |
| 1986 | Penn (7-0) |
| 1987 | Harvard (6-1) |
| 1988 | Penn (6-1) & Cornell (6-1) |
| 1989 | Princeton (6-1) & Yale (6-1) |
| 1990 | Cornell (6-1) & Dartmouth (6-1) |
| 1991 | Dartmouth (6-0-1) |
| 1992 | Dartmouth (6-1) & Princeton (6-1) |
| 1993 | Penn (7-0) |
| 1994 | Penn (7-0) |

Year Champion (Record)

| | |
|------|--------------------------|
| 1995 | Princeton (5-1-1) |
| 1996 | Dartmouth (7-0) |
| 1997 | Harvard (7-0) |
| 1998 | Penn (6-1) |
| 1999 | Brown (6-1) & Yale (6-1) |
| 2000 | Penn (6-1) |
| 2001 | Harvard (7-0) |
| 2002 | Penn (7-0) |
| 2003 | Penn (7-0) |
| 2004 | Harvard (7-0) |
| 2005 | Brown (6-1) |

METRO ATLANTIC ATHLETIC CONFERENCE

Founded: In 1980 by six charter members — Army, Fairfield, Fordham, Iona, Manhattan and St. Peter's. Competition followed one year in men's cross country and men's soccer. Canisius and Siena both joined the conference in 1989. Football was added in 1993, with Georgetown and St. John's (N.Y.) as associate members of the conference. **Charter members** (6): Canisius, Georgetown, Iona, St. John's (N.Y.), St. Peter's and Siena. **Admitted later** (4): Duquesne (as associate member in 1994), Marist (1994), Fairfield (1996) and La Salle (as associate member in 1999). **Withdrew later** (5): St. John's (N.Y.) (1998 and 2003, dropped football), Georgetown (1999), Canisius (2003, dropped football), Fairfield (2003, dropped football) and Siena (2004, dropped football). **Readmitted** (1): St. John's (N.Y.) (2002). **Current members** (5): Duquesne, Iona, La Salle, Marist and St. Peter's.

Year Champion (Record)

| | |
|------|--|
| 1993 | Iona (5-0) |
| 1994 | Marist (6-1) & St. John's (N.Y.) (6-1) |
| 1995 | Duquesne (7-0) |
| 1996 | Duquesne (8-0) |
| 1997 | Georgetown (7-0) |
| 1998 | Fairfield (6-1) & Georgetown (6-1) |
| 1999 | Duquesne (6-1) |
| 2000 | Duquesne (7-0) |
| 2001 | Duquesne (6-0) |
| 2002 | Duquesne (8-0) |
| 2003 | Duquesne (5-0) |
| 2004 | Duquesne (4-0) |
| 2005 | Duquesne (4-0) |

MID-EASTERN ATHLETIC CONFERENCE

Founded: In 1970 with first playing season in 1971 by six charter members. **Charter members** (6): Delaware St., Howard, Morgan St., N.C. A&T, N.C. Central and South Carolina St. **Admitted later** (5): Bethune-Cookman (1979), Florida A&M (1979), Hampton (1996), Norfolk St. (1997) and Savannah St. (2001). **Withdrew later** (4): Morgan St. (1979), N.C. Central (1979), Florida A&M (1984 and 2003) and Savannah St. (2003). **Readmitted** (2): Morgan St. (1984) and Florida A&M (1986 and 2005). **Current members** (9): Bethune-Cookman, Delaware St., Florida A&M, Hampton, Howard, Morgan St., Norfolk St., N.C. A&T and South Carolina St.

Year Champion (Record)

| | |
|------|---|
| 1971 | Morgan St. (5-0-1) |
| 1972 | N.C. Central (5-1) |
| 1973 | N.C. Central (5-1) |
| 1974 | South Carolina St. (5-1) |
| 1975 | South Carolina St. (5-1) |
| 1976 | South Carolina St. (5-1) |
| 1977 | South Carolina St. (6-0) |
| 1978 | South Carolina St. (5-0-1) |
| 1979 | Morgan St. (5-0)# |
| 1980 | South Carolina St. (5-0) |
| 1981 | South Carolina St. (5-0)* |
| 1982 | South Carolina St. (4-1)* |
| 1983 | South Carolina St. (4-0) |
| 1984 | Bethune-Cookman (4-0) |
| 1985 | Delaware St. (4-0) |
| 1986 | N.C. A&T (4-1)* |
| 1987 | Howard (5-0) |
| 1988 | Bethune-Cookman (4-2), Florida A&M (4-2) & Delaware St. (4-2) |
| 1989 | Delaware St. (5-1) |
| 1990 | Florida A&M (6-0) |
| 1991 | N.C. A&T (5-1)v |
| 1992 | N.C. A&T (5-1)* |
| 1993 | Howard (6-0)* |

Year Champion (Record)

| | |
|------|---|
| 1994 | South Carolina St. (6-0)v |
| 1995 | Florida A&M (6-0)v |
| 1996 | Florida A&M (7-0)* |
| 1997 | Hampton (7-0)* |
| 1998 | Florida A&M (7-1)* & Hampton (7-1)* |
| 1999 | N.C. A&T (8-0)* |
| 2000 | Florida A&M (7-1)* |
| 2001 | Florida A&M (7-1)* |
| 2002 | Bethune-Cookman (7-1)* |
| 2003 | N.C. A&T (6-1)* |
| 2004 | Hampton (6-1)* & South Carolina St. (6-1) |
| 2005 | Hampton (8-0)* |

#Participated in NCAA Division II Championship.
*Participated in NCAA Division IAA Championship.
vParticipated in Division I-AA Heritage Bowl.

NORTHEAST CONFERENCE

Founded: In 1996 when five charter members all went from independent status to form the Northeast Conference. **Charter members** (5): Central Conn. St., Monmouth, Robert Morris, St. Francis (Pa.) and Wagner. **Admitted later** (4): Sacred Heart (1998), Albany (N.Y.) (1999), Stony Brook (1999) and St. John's (N.Y.) (2000). **Withdrew later** (1): St. John's (N.Y.) (2002). **Current members** (8): Albany (N.Y.), Central Conn. St., Monmouth, Robert Morris, Sacred Heart, St. Francis (Pa.), Stony Brook and Wagner.

Year Champion (Record)

| | |
|------|---|
| 1996 | Robert Morris (3-1) & Monmouth (3-1) |
| 1997 | Robert Morris (4-0) |
| 1998 | Monmouth (4-1) & Robert Morris (4-1) |
| 1999 | Robert Morris (7-0) |
| 2000 | Robert Morris (8-0) |
| 2001 | Sacred Heart (8-0) |
| 2002 | Albany (N.Y.) (6-1) |
| 2003 | Monmouth (6-1) & Albany (N.Y.) (6-1) |
| 2004 | Monmouth (6-1) & Central Conn. St. (6-1) |
| 2005 | Central Conn. St. (5-2) & Stony Brook (5-2) |

OHIO VALLEY CONFERENCE

Founded: In 1948 by six charter members, five of which withdrew from the Kentucky Intercollegiate Athletic Conference (Eastern Ky., Louisville, Morehead St., Murray St. and Western Ky.), plus Evansville. **Charter members** (6): Eastern Ky., Evansville, Louisville, Morehead St., Murray St. and Western Ky. **Admitted later** (13): Marshall (1949), Tennessee Tech (1949), Middle Tenn. (1952), East Tenn. St. (1957), Austin Peay (1962), Akron (1979), Youngstown St. (1980), Tennessee St. (1988), Southeast Mo. St. (1991), Tenn.-Martin (1992), Eastern Ill. (1996), Jacksonville St. (2003) and Samford (2003). **Readmitted** (1): Western Ky. (1999). **Withdrew later** (10): Louisville (1949), Evansville (1952), Marshall (1952), East Tenn. St. (1979), Western Ky. (1982 and 2000), Akron (1987), Youngstown St. (1988), Morehead St. (1996), Austin Peay (1997) and Middle Tenn. (1998). **Current members** (9): Eastern Ill., Eastern Ky., Jacksonville St., Murray St., Samford, Southeast Mo. St., Tenn.-Martin, Tennessee St. and Tennessee Tech.

Team Champion (Record)

| | |
|------|---|
| 1948 | Murray St. (3-1) |
| 1949 | Evansville (3-1) |
| 1950 | Murray St. (5-0-1) |
| 1951 | Murray St. (5-1) |
| 1952 | Tennessee St. (4-1) & Western Ky. (4-1) |
| 1953 | Tennessee Tech (5-0) |
| 1954 | Eastern Ky. (5-0) |
| 1955 | Tennessee Tech (5-0) |
| 1956 | Middle Tenn. (5-0) |
| 1957 | Middle Tenn. (5-0) |
| 1958 | Middle Tenn. (5-1) & Tennessee Tech (5-1) |
| 1959 | Middle Tenn. (5-0-1) & Tennessee Tech (5-0-1) |
| 1960 | Tennessee Tech (6-0) |
| 1961 | Tennessee Tech (6-0) |
| 1962 | East Tenn. St. (4-2) |
| 1963 | Western Ky. (7-0) |
| 1964 | Middle Tenn. (6-1)# |
| 1965 | Middle Tenn. (7-0) |
| 1966 | Morehead St. (6-1) |
| 1967 | Eastern Ky. (5-0-2)# |
| 1968 | Eastern Ky. (7-0) |
| 1969 | East Tenn. St. (6-0-1)# |
| 1970 | Western Ky. (5-1-1) |
| 1971 | Western Ky. (5-2) |
| 1972 | Tennessee Tech (7-0)# |
| 1973 | Eastern Ky. (7-0)# |
| 1974 | Eastern Ky. (6-1) |
| 1975 | Tennessee Tech (6-1) & Western Ky. (6-1)# |

Team Champion (Record)

| | |
|------|---|
| 1976 | Eastern Ky. (6-1)# |
| 1977 | Austin Peay (6-1) |
| 1978 | Western Ky. (6-0) |
| 1979 | Murray St. (6-0)* |
| 1980 | Western Ky. (6-1) |
| 1981 | Eastern Ky. (8-0)* |
| 1982 | Eastern Ky. (7-0)* |
| 1983 | Eastern Ky. (6-1)* |
| 1984 | Eastern Ky. (6-1)* |
| 1985 | Middle Tenn. (7-0)* |
| 1986 | Murray St. (5-2) |
| 1987 | Eastern Ky. (5-1)* & Youngstown St. (5-1) |
| 1988 | Eastern Ky. (6-0)* |
| 1989 | Middle Tenn. (6-0)* |
| 1990 | Eastern Ky. (5-1)* & Middle Tenn. (5-1)* |
| 1991 | Eastern Ky. (7-0)* |
| 1992 | Middle Tenn. (8-0)* |
| 1993 | Eastern Ky. (8-0)* |
| 1994 | Eastern Ky. (8-0)* |
| 1995 | Murray St. (8-0)* |
| 1996 | Murray St. (8-0)* |
| 1997 | Eastern Ky. (7-0)* |
| 1998 | Tennessee St. (6-1)* |
| 1999 | Tennessee St. (7-0)* |
| 2000 | Western Ky. (7-0)* |
| 2001 | Eastern Ill. (6-0)* |
| 2002 | Eastern Ill. (5-1)* & Murray St. (5-1)* |
| 2003 | Jacksonville St. (7-1)* |
| 2004 | Jacksonville St. (7-1)* |
| 2005 | Eastern Ill. (8-0)* |

#Participated in NCAA Division II Championship.
*Participated in NCAA Division I-AA Championship.

PATRIOT LEAGUE

Founded: In 1984 originally as the Colonial League with six charter members. **Charter members** (6): Bucknell, Colgate, Davidson, Holy Cross, Lafayette and Lehigh. **Admitted later** (3): Fordham (1990), Towson (1997) and Georgetown (2001). **Withdrew later** (2): Davidson (1989) and Towson (2003). **Current members** (7): Bucknell, Colgate, Fordham, Georgetown, Holy Cross, Lafayette and Lehigh.

Year Champion (Record)

| | |
|------|-----------------------------------|
| 1986 | Holy Cross (4-0) |
| 1987 | Holy Cross (4-0) |
| 1988 | Lafayette (5-0) |
| 1989 | Holy Cross (4-0) |
| 1990 | Holy Cross (5-0) |
| 1991 | Holy Cross (5-0) |
| 1992 | Lafayette (5-0) |
| 1993 | Lehigh (4-1) |
| 1994 | Lafayette (5-0) |
| 1995 | Lehigh (5-0) |
| 1996 | Bucknell (4-1) |
| 1997 | Colgate (6-0)* |
| 1998 | Lehigh (6-0)* |
| 1999 | Colgate (5-1)* & Lehigh (5-1)* |
| 2000 | Lehigh (6-0)* |
| 2001 | Lehigh (7-0)* |
| 2002 | Colgate (6-1) & Fordham (6-1)* |
| 2003 | Colgate (7-0)* |
| 2004 | Lafayette (5-1)* & Lehigh (5-1)* |
| 2005 | Colgate (5-1)* & Lafayette (5-1)* |

*Participated in NCAA Division I-AA Championship.

PIONEER FOOTBALL LEAGUE

Founded: Started in 1993 with Division I-AA charter members Butler, Dayton, Drake, Evansville, San Diego and Valparaiso. **Admitted later** (4): Austin Peay (2001), Davidson (2001), Jacksonville (2001) and Morehead St. (2001). **Withdrew later** (2): Evansville (1997, dropped football) and Austin Peay (2005). **Current members** (8): Butler, Davidson, Dayton, Drake, Jacksonville, Morehead St., San Diego and Valparaiso.

Year Champion (Record)

| | |
|------|--|
| 1993 | Dayton (5-0) |
| 1994 | Butler (4-1) & Dayton (4-1) |
| 1995 | Drake (5-0) |
| 1996 | Dayton (5-0) |
| 1997 | Dayton (5-0) |
| 1998 | Drake (4-0) |
| 1999 | Dayton (4-0) |
| 2000 | Dayton (3-1), Drake (3-1) & Valparaiso (3-1) |
| 2001 | Dayton (4-0) |
| 2002 | Dayton (4-0) |
| 2003 | Valparaiso (3-1) |
| 2004 | Drake (4-0) |
| 2005 | San Diego (4-0) |

Since 2001, the PFL has conducted a championship game between the North and South division champion to determine a league champion. Following are the results of the North Division champion (N) vs. the South Division champion (S):

| | |
|------|--|
| 2001 | Dayton (N) 46, Jacksonville (S) 14 |
| 2002 | Dayton (N) 28, Morehead St. (S) 0 |
| 2003 | Valparaiso (N) 54, Morehead St. (S) 42 |
| 2004 | Drake (N) 20, Morehead St. (S) 17 |
| 2005 | San Diego (N) 47, Morehead St. (S) 40 |

SOUTHERN CONFERENCE

Founded: In 1921 by 14 institutions to form the Southern Intercollegiate Conference. Roots for the conference can actually be traced back to 1894 when several football-playing schools formed a confederation known as the Southeastern Intercollegiate Athletic Association. **Charter members** (14): Alabama, Auburn, Clemson, Georgia, Georgia Tech, Kentucky, Maryland, Mississippi St., North Carolina, North Carolina St., Tennessee, Virginia, Virginia Tech and Wash. & Lee. **Admitted later** (18): Florida (1922), LSU (1922), Mississippi (1922), South Carolina (1922), Tulane (1922), Vanderbilt (1922), VMI (1924), Citadel (1936), Furman (1936), West Virginia (1951), Appalachian St. (1971), Marshall (1976), Chattanooga (1976), Western Caro. (1976), East Tenn. St. (1978), Ga. Southern (1992), Wofford (1997) and Elon (2003). **Withdrew later:** Since 1922, membership has changed drastically, with a total of 39 schools having been affiliated with the league, including 11 of the 12 schools currently comprising the Southeastern Conference and nine of the 12 schools currently comprising the Atlantic Coast Conference. **Current members** (8): Appalachian St., Chattanooga, Citadel, Elon, Furman, Ga. Southern, Western Caro. and Wofford.

Year Champion (Record)✓

| | |
|------|---|
| 1922 | Georgia Tech |
| 1923 | Vanderbilt |
| 1924 | Alabama |
| 1925 | Alabama |
| 1926 | Alabama |
| 1927 | Georgia Tech |
| 1928 | Georgia Tech |
| 1929 | Tulane |
| 1930 | Alabama & Tulane |
| 1931 | Tulane |
| 1932 | Auburn & Tennessee |
| 1933 | Duke (4-0) |
| 1934 | Wash. & Lee (4-0) |
| 1935 | Duke (5-0) |
| 1936 | Duke (7-0) |
| 1937 | Maryland (2-0) |
| 1938 | Duke (5-0) |
| 1939 | Clemson (4-0) |
| 1940 | Clemson (4-0) |
| 1941 | Duke (5-0) |
| 1942 | William & Mary (4-0) |
| 1943 | Duke (4-0) |
| 1944 | Duke (4-0) |
| 1945 | Duke (4-0) |
| 1946 | North Carolina (4-0-1) |
| 1947 | William & Mary (7-1) |
| 1948 | Clemson (5-0) |
| 1949 | North Carolina (5-0) |
| 1950 | Wash. & Lee (6-0) |
| 1951 | Maryland (5-0) & VMI (5-0) |
| 1952 | Duke (5-0) |
| 1953 | West Virginia (4-0) |
| 1954 | West Virginia (3-0) |
| 1955 | West Virginia (4-0) |
| 1956 | West Virginia (5-0) |
| 1957 | VMI (6-0) |
| 1958 | West Virginia (4-0) |
| 1959 | VMI (6-0-1) |
| 1960 | VMI (4-1) |
| 1961 | Citadel (5-1) |
| 1962 | VMI (6-0) |
| 1963 | Virginia Tech (5-0) |
| 1964 | West Virginia (5-0) |
| 1965 | West Virginia (4-0) |
| 1966 | East Caro. (4-1-1) & William & Mary (4-1-1) |
| 1967 | West Virginia (4-0-1) |
| 1968 | Richmond (6-0) |
| 1969 | Davidson (5-1) & Richmond (5-1) |
| 1970 | William & Mary (3-1) |
| 1971 | Richmond (5-1) |
| 1972 | East Caro. (7-0) |
| 1973 | East Caro. (7-0) |
| 1974 | VMI (5-1) |

Year Champion (Record)✓

| | |
|------|--|
| 1975 | Richmond (5-1) |
| 1976 | East Caro. (4-1) |
| 1977 | Chattanooga (4-1) & VMI (4-1) |
| 1978 | Chattanooga (4-1) & Furman (4-1) |
| 1979 | Chattanooga (5-1) |
| 1980 | Furman (7-0) |
| 1981 | Furman (5-2) |
| 1982 | Furman (6-1)* |
| 1983 | Furman (6-0-1)* |
| 1984 | Chattanooga (5-1)* |
| 1985 | Furman (6-0)* |
| 1986 | Appalachian St. (6-0-1)* |
| 1987 | Appalachian St. (7-0)* |
| 1988 | Furman (6-1)* & Marshall (6-1)* |
| 1989 | Furman (7-0)* |
| 1990 | Furman (6-1)* |
| 1991 | Appalachian St. (6-1)* |
| 1992 | Citadel (6-1)* |
| 1993 | Ga. Southern (7-1)* |
| 1994 | Marshall (7-1)* |
| 1995 | Appalachian St. (8-0)* |
| 1996 | Marshall (8-0)* |
| 1997 | Ga. Southern (7-1)* |
| 1998 | Ga. Southern (8-0)* |
| 1999 | Appalachian St. (7-1)* & Furman (7-1)* & Ga. Southern (7-1)* |
| 2000 | Ga. Southern (7-1)* |
| 2001 | Furman (7-1)* & Ga. Southern (7-1)* |
| 2002 | Ga. Southern (7-1)* |
| 2003 | Wofford (8-0)* |
| 2004 | Furman (6-1)* & Ga. Southern (6-1)* |
| 2005 | Appalachian St. (6-1)* |

*Participated in NCAA Division I-AA Championship. ✓No records available until 1933.

SOUTHLAND CONFERENCE

Founded: In 1963 by a group of five institutions. **Charter members** (5): Abilene Christian, Arkansas St., Lamar, Texas-Arlington and Trinity (Tex.). **Admitted later** (14): La-Lafayette (1971), Louisiana Tech (1971), La-Monroe (1972), McNeese St. (1972), North Texas (1982), Northwestern St. (1987), Sam Houston St. (1987), Texas St. (1987), Stephen F. Austin (1987), Nicholls St. (1992), Jacksonville St. (1996), Troy (1996), Southeastern La. (2005) and Central Ark. (2006). **Withdrew later** (11): Trinity (Tex.) (1972), Abilene Christian (1973), La-Lafayette (1982), Texas-Arlington (1986, dropped football), Arkansas St. (1987), Lamar (1987), Louisiana Tech (1987), North Texas (1995), La-Monroe (1996), Troy (2000) and Jacksonville St. (2003). **Current members** (8): Central Ark., McNeese St., Nicholls St., Northwestern St., Sam Houston St., Southeastern La., Stephen F. Austin and Texas St.

Year Champion (Record)

| | |
|------|--|
| 1964 | Lamar (3-0-1) |
| 1965 | Lamar (3-1) |
| 1966 | Texas-Arlington (3-1) |
| 1967 | Texas-Arlington (4-0) |
| 1968 | Arkansas St. (3-0-1) |
| 1969 | Arkansas St. (4-0) |
| 1970 | Arkansas St. (4-0) |
| 1971 | Louisiana Tech (4-1) |
| 1972 | Louisiana Tech (5-0) |
| 1973 | Louisiana Tech (5-0) |
| 1974 | Louisiana Tech (5-0) |
| 1975 | Arkansas St. (5-0) |
| 1976 | La-Lafayette (4-1) & McNeese St. (4-1) |
| 1977 | Louisiana Tech (4-0-1) |
| 1978 | Louisiana Tech (4-1) |
| 1979 | McNeese St. (5-0) |
| 1980 | McNeese St. (5-0) |
| 1981 | Texas-Arlington (4-1) |
| 1982 | Louisiana Tech (5-0)* |
| 1983 | La-Monroe (5-1) & North Texas (5-1)* |
| 1984 | Louisiana Tech (5-1)* |
| 1985 | Arkansas St. (5-1)* |
| 1986 | Arkansas St. (5-0)* |
| 1987 | La-Monroe (6-0)* |
| 1988 | Northwestern St. (6-0)* |
| 1989 | Stephen F. Austin (5-0-1)* |
| 1990 | La-Monroe (5-1)* |
| 1991 | McNeese St. (4-1-2)* |
| 1992 | La-Monroe (7-0)* |
| 1993 | McNeese St. (7-0)* |
| 1994 | North Texas (5-0-1)* |
| 1995 | McNeese St. (5-0)* |
| 1996 | Troy (5-1)* |
| 1997 | McNeese St. (6-1)* & Northwestern St. (6-1)* |

Year Champion (Record)

| | |
|------|--|
| 1998 | Northwestern St. (6-1)* |
| 1999 | Stephen F. Austin (6-1) & Troy (6-1)* |
| 2000 | Troy (6-1)* |
| 2001 | McNeese St. (5-1)* & Sam Houston St. (5-1)* |
| 2002 | McNeese St. (6-0)* |
| 2003 | McNeese St. (5-0)* |
| 2004 | Northwestern St. (4-1)* & Sam Houston St. (4-1)* |
| 2005 | Nicholls St. (5-1)* & Texas St. (5-1)* |

*Participated in NCAA Division I-AA Championship.

SOUTHWESTERN ATHLETIC CONFERENCE

Founded: In 1920 by a group of six institutions. **Charter members** (6): Bishop, Paul Quinn, Prairie View, Sam Houston College, Texas College and Wiley. **Admitted later** (11): Langston (1931), Southern U. (1934), Arkansas AM&N (1936), Texas Southern (1954), Grambling (1958), Jackson St. (1958), Alcorn St. (1962), Mississippi Val. (1968), Alabama St. (1982), Ark-Pine Bluff (1998), Alabama A&M (1999) and Morris Brown (2001). **Withdrew later** (9): Paul Quinn (1929), Bishop (1956), Langston (1957), Sam Houston College (1959), Texas College (1961), Wiley (1968), Arkansas AM&N (1970), Prairie View (1990, dropped program, readmitted 1991) and Morris Brown (2002). **Current members** (10): Alabama A&M, Alabama St., Alcorn St., Ark-Pine Bluff, Grambling, Jackson St., Mississippi Val., Prairie View, Southern U. and Texas Southern.

Year Champion (Record)✓

| | |
|------|--|
| 1921 | Wiley |
| 1922 | Paul Quinn |
| 1923 | Wiley |
| 1924 | Paul Quinn |
| 1925 | Bishop |
| 1926 | Sam Houston College |
| 1927 | Wiley |
| 1928 | Wiley |
| 1929 | Wiley |
| 1930 | Wiley |
| 1931 | Prairie View |
| 1932 | Wiley |
| 1933 | Langston & Prairie View |
| 1934 | Texas College |
| 1935 | Texas College |
| 1936 | Texas College & Langston |
| 1937 | Southern U. & Langston |
| 1938 | Southern U. & Langston |
| 1939 | Langston |
| 1940 | Southern U. & Langston |
| 1941 | No champion |
| 1942 | Texas College |
| 1943 | No champion |
| 1944 | Langston (5-1), Texas College (5-1) & Wiley (5-1) |
| 1945 | Wiley (6-0) |
| 1946 | Southern U. (5-1) |
| 1947 | Southern U. (7-0) |
| 1948 | Southern U. (7-0) |
| 1949 | Langston (6-0-1) & Southern U. (6-0-1) |
| 1950 | Southern U. (7-0) |
| 1951 | Prairie View (6-1) |
| 1952 | Prairie View (6-0) |
| 1953 | Prairie View (6-0) |
| 1954 | Prairie View (6-0) |
| 1955 | Southern U. (6-1) |
| 1956 | Langston (5-1) & Texas Southern (5-1) |
| 1957 | Wiley (6-0) |
| 1958 | Prairie View (5-0) |
| 1959 | Southern U. (7-0) |
| 1960 | Grambling (6-1), Prairie View (6-1) & Southern U. (6-1) |
| 1961 | Jackson St. (6-1) |
| 1962 | Jackson St. (6-1) |
| 1963 | Prairie View (7-0) |
| 1964 | Prairie View (7-0) |
| 1965 | Grambling (6-1) |
| 1966 | Arkansas AM&N (4-2-1), Grambling (4-2-1), Southern U. (4-2-1) & Texas Southern (4-2-1) |
| 1967 | Grambling (6-1) |
| 1968 | Alcorn St. (6-1), Grambling (6-1) & Texas Southern (6-1) |
| 1969 | Alcorn St. (6-0-1) |
| 1970 | Alcorn St. (6-0) |
| 1971 | Grambling (5-1) |
| 1972 | Grambling (5-1) & Jackson St. (5-1) |
| 1973 | Grambling (5-1) & Jackson St. (5-1) |
| 1974 | Alcorn St. (5-1) & Grambling (5-1) |
| 1975 | Grambling (4-2) & Southern U. (4-2) |
| 1976 | Alcorn St. (5-1) |

Year Champion (Record)

| | |
|------|---------------------------------------|
| 1977 | Grambling (6-0) |
| 1978 | Grambling (5-0-1) |
| 1979 | Alcorn St. (5-1) & Grambling (5-1) |
| 1980 | Grambling (5-1)* & Jackson St. (5-1) |
| 1981 | Jackson St. (5-1)* |
| 1982 | Jackson St. (6-0)* |
| 1983 | Grambling (6-0-1) |
| 1984 | Alcorn St. (7-0)* |
| 1985 | Grambling (6-1)* & Jackson St. (6-1)* |
| 1986 | Jackson St. (7-0)* |
| 1987 | Jackson St. (7-0)* |
| 1988 | Jackson St. (7-0)* |
| 1989 | Jackson St. (7-0)* |
| 1990 | Jackson St. (5-1)* |
| 1991 | Alabama St. (6-0-1)# |

Year Champion (Record)

| | |
|------|--------------------------------------|
| 1992 | Alcorn St. (7-0)* |
| 1993 | Southern U. (7-0)# |
| 1994 | Alcorn St. (6-1)* & Grambling (6-1)# |
| 1995 | Jackson St. (7-0)* |
| 1996 | Jackson St. (6-1)* |
| 1997 | Southern U. (8-0)# |
| 1998 | Southern U. (8-0)# |
| 1999 | Southern U. (9-0)# |
| 2000 | Grambling (6-1) |
| 2001 | Grambling (6-1) |
| 2002 | Grambling (6-1) |
| 2003 | Southern U. (6-1) |
| 2004 | Alabama St. (6-1) |
| 2005 | Grambling (9-0) |

√No records available until 1944. *Participated in NCAA Division I-AA Championship. #Participated in Division I-AA Heritage Bowl.

Since 1999, the SWAC has conducted a championship game between the East and West division champion to determine a league champion. Following are the results of the East Division champion (E) vs. the West Division champion (W):

| | |
|------|--|
| 1999 | Southern U. (W) 31, Jackson St. (E) 30 |
| 2000 | Grambling (W) 14, Alabama A&M (E) 6 |
| 2001 | Grambling (W) 38, Alabama A&M (E) 31 |
| 2002 | Grambling (W) 31, Alabama A&M (E) 19 |
| 2003 | Southern U. (W) 20, Alabama A&M (E) 9 |
| 2004 | Alabama St. (E) 40, Southern U. (W) 35 |
| 2005 | Grambling (W) 45, Alabama A&M (E) 6 |

Discontinued Conferences

Division I-A

BIG EIGHT CONFERENCE

Founded: Originally founded in 1907 as the Missouri Valley Intercollegiate Athletic Association. Charter members were Iowa, Kansas, Missouri, Nebraska and Washington-St. Louis. Six schools were admitted later: Drake (1908), Iowa St. (1908), Kansas St. (1913), Grinnell (1919), Oklahoma (1920) and Oklahoma St. (1925). Iowa withdrew in 1911. The Big Six Conference was founded in 1928 when charter members left the MVIAA. Iowa St., Kansas, Kansas St., Missouri, Nebraska and Oklahoma were joined by Colorado (1948) (conference then known as Big Seven) and Oklahoma St. (1958) (conference then known as Big Eight until 1996). All eight members of the Big Eight joined four former Southwest Conference members (Baylor, Texas, Texas A&M and Texas Tech) to form the Big 12 Conference in 1996.

Year Champion (Record)

| | |
|------|-------------------------------------|
| 1907 | Iowa (1-0) & Nebraska (1-0) |
| 1908 | Kansas (4-0) |
| 1909 | Missouri (4-0-1) |
| 1910 | Nebraska (2-0) |
| 1911 | Iowa St. (2-0-1) & Nebraska (2-0-1) |
| 1912 | Iowa St. (2-0) & Nebraska (2-0) |
| 1913 | Missouri (4-0) & Nebraska (3-0) |
| 1914 | Nebraska (3-0) |
| 1915 | Nebraska (4-0) |
| 1916 | Nebraska (3-1) |
| 1917 | Nebraska (2-0) |
| 1918 | No Champion—War |
| 1919 | Missouri (4-0-1) |
| 1920 | Oklahoma (4-0-1) |
| 1921 | Nebraska (3-0) |
| 1922 | Nebraska (5-0) |
| 1923 | Nebraska (3-0-2) |
| 1924 | Missouri (5-1) |
| 1925 | Missouri (5-1) |
| 1926 | Oklahoma St. (3-0-1) |
| 1927 | Missouri (5-1) |
| 1928 | Nebraska (4-0) |
| 1929 | Nebraska (3-0-2) |
| 1930 | Kansas (4-1) |
| 1931 | Nebraska (5-0) |
| 1932 | Nebraska (5-0) |
| 1933 | Nebraska (5-0) |
| 1934 | Kansas St. (5-0) |
| 1935 | Nebraska (4-0-1) |
| 1936 | Nebraska (5-0) |
| 1937 | Nebraska (3-0-2) |
| 1938 | Oklahoma (5-0) |
| 1939 | Missouri (5-0) |
| 1940 | Nebraska (5-0) |
| 1941 | Missouri (5-0) |
| 1942 | Missouri (4-0-1) |
| 1943 | Oklahoma (5-0) |
| 1944 | Oklahoma (4-0-1) |
| 1945 | Missouri (5-0) |
| 1946 | Oklahoma (4-1) & Kansas (4-1) |
| 1947 | Kansas (4-0-1) & Oklahoma (4-0-1) |
| 1948 | Oklahoma (5-0) |
| 1949 | Oklahoma (5-0) |
| 1950 | Oklahoma (6-0) |

Year Champion (Record)

| | |
|------|---|
| 1951 | Oklahoma (6-0) |
| 1952 | Oklahoma (5-0-1) |
| 1953 | Oklahoma (6-0) |
| 1954 | Oklahoma (6-0) |
| 1955 | Oklahoma (6-0) |
| 1956 | Oklahoma (6-0) |
| 1957 | Oklahoma (6-0) |
| 1958 | Oklahoma (6-0) |
| 1959 | Oklahoma (5-1) |
| 1960 | Missouri (7-0) |
| 1961 | Colorado (7-0) |
| 1962 | Oklahoma (7-0) |
| 1963 | Nebraska (7-0) |
| 1964 | Nebraska (6-1) |
| 1965 | Nebraska (7-0) |
| 1966 | Nebraska (6-1) |
| 1967 | Oklahoma (7-0) |
| 1968 | Kansas (6-1) & Oklahoma (6-1) |
| 1969 | Missouri (6-1) & Nebraska (6-1) |
| 1970 | Nebraska (7-0) |
| 1971 | Nebraska (7-0) |
| 1972 | Nebraska (5-1-1)* |
| 1973 | Oklahoma (7-0) |
| 1974 | Oklahoma (7-0) |
| 1975 | Nebraska (6-1) & Oklahoma (6-1) |
| 1976 | Colorado (5-2), Oklahoma (5-2) & Oklahoma St. (5-2) |
| 1977 | Oklahoma (7-0) |
| 1978 | Nebraska (6-1) & Oklahoma (6-1) |
| 1979 | Oklahoma (7-0) |
| 1980 | Oklahoma (7-0) |
| 1981 | Nebraska (7-0) |
| 1982 | Nebraska (7-0) |
| 1983 | Nebraska (7-0) |
| 1984 | Oklahoma (6-1) & Nebraska (6-1) |
| 1985 | Oklahoma (7-0) |
| 1986 | Oklahoma (7-0) |
| 1987 | Oklahoma (7-0) |
| 1988 | Nebraska (7-0) |
| 1989 | Colorado (7-0) |
| 1990 | Colorado (7-0) |
| 1991 | Colorado (6-0-1) & Nebraska (6-0-1) |
| 1992 | Nebraska (6-1) |
| 1993 | Nebraska (7-0) |
| 1994 | Nebraska (7-0) |
| 1995 | Nebraska (7-0) |

*Oklahoma (5-1-1) forfeited title.

BIG WEST CONFERENCE

Founded: In 1969 as the Pacific Coast Athletic Association. Charter members were UC Santa Barb., Cal St. L.A., Fresno St., Long Beach St., Pacific, San Diego St. and San Jose St. Twelve schools were admitted later: Cal St. Fullerton (1974), Utah St. (1977), UNLV (1982), New Mexico St. (1983), Nevada (1992), Arkansas St. (1993, readmitted 1998), La.-Lafayette (1993), Louisiana Tech (1993), Northern Ill. (1993), Boise St. (1996), Idaho (1996) and North Texas (1996). The following schools withdrew, in chronological order: UC Santa Barb. (1972), Cal St. L.A. (1974), San Diego St. (1976), Fresno St. (1991), Long Beach St. (1991, dropped football), Cal St. Fullerton (1992, dropped football), Arkansas St. (1996, readmitted 1998), La.-Lafayette (1996), Louisiana Tech

(1996), UNLV (1996), Northern Ill. (1996), Pacific (1996, dropped football) and San Jose St. (1996). The conference was renamed the Big West Conference in 1988. In 2001, Arkansas St., Idaho, New Mexico St. and North Texas joined La.-Lafayette, La.-Monroe and Middle Tenn. for the inaugural season of football in the Sun Belt Conference. Boise St. became a member of the Western Athletic Conference and Utah St. became a Division I-A independent.

Year Champion (Record)

| | |
|------|--|
| 1969 | San Diego St. (6-0) |
| 1970 | Long Beach St. (5-1) & San Diego St. (5-1) |
| 1971 | Long Beach St. (5-1) |
| 1972 | San Diego St. (4-0) |
| 1973 | San Diego St. (3-0-1) |
| 1974 | San Diego St. (4-0) |
| 1975 | San Jose St. (5-0) |
| 1976 | San Jose St. (4-0) |
| 1977 | Fresno St. (4-0) |
| 1978 | San Jose St. (4-1) & Utah St. (4-1) |
| 1979 | Utah St. (5-0) |
| 1980 | Long Beach St. (5-0) |
| 1981 | San Jose St. (5-0) |
| 1982 | Fresno St. (6-0) |
| 1983 | Cal St. Fullerton (5-1) |
| 1984 | Cal St. Fullerton (6-1)# |
| 1985 | Fresno St. (7-0) |
| 1986 | San Jose St. (7-0) |
| 1987 | San Jose St. (7-0) |
| 1988 | Fresno St. (7-0) |
| 1989 | Fresno St. (7-0) |
| 1990 | San Jose St. (7-0) |
| 1991 | Fresno St. (6-1) & San Jose St. (6-1) |
| 1992 | Nevada (5-1) |
| 1993 | La.-Lafayette (5-1) & Utah St. (5-1) |
| 1994 | La.-Lafayette (5-1), Nevada (5-1) & UNLV (5-1) |
| 1995 | Nevada (6-0) |
| 1996 | Nevada (4-1) & Utah St. (4-1) |
| 1997 | Utah St. (4-1) & Nevada (4-1) |
| 1998 | Idaho (4-1) |
| 1999 | Boise St. (5-1) |
| 2000 | Boise St. (5-0) |

#UNLV forfeited title.

BORDER INTERCOLLEGIATE ATHLETIC ASSOCIATION

Founded: In 1931 as Border Intercollegiate Athletic Association. Charter members were Arizona, Arizona St. Teachers' (Flagstaff) (now Northern Ariz.), Arizona St. Teachers' (Tempe) (now Arizona St.), New Mexico and New Mexico A&M (now New Mexico St.). Texas Tech was admitted in 1932, Texas Mines (now UTEP) was admitted in 1935, and Hardin-Simmons and West Texas St. Teachers' (now West Tex. A&M) were admitted in 1941.

Year Champion (Record)

| | |
|------|------------------------|
| 1931 | Arizona St. (3-1) |
| 1932 | Texas Tech (2-0)* |
| 1933 | Texas Tech (1-0)* |
| 1934 | Texas Tech (1-0)* |
| 1935 | Arizona (4-0) |
| 1936 | Arizona (3-0-1) |
| 1937 | Texas Tech (3-0) |
| 1938 | New Mexico St. (4-1)** |
| | New Mexico (4-2)** |

Year Champion (Record)

| | |
|------|--|
| 1939 | Arizona St. (4-0) |
| 1940 | Arizona St. (3-0-1) |
| 1941 | Arizona (5-0) |
| 1942 | Hardin-Simmons (3-0-1) Texas Tech (3-0-1) |
| 1943 | No full conference program |
| 1944 | Texas Tech (2-0) |
| 1945 | Arizona (1-0) |
| 1946 | Hardin-Simmons (6-0) |
| 1947 | Texas Tech (4-0) |

*Texas Tech has been listed by some as conference champion for the years 1932, 1933 and 1934, but conference rules forbade an official conference championship. This was due to the fact that the conference covered such a large area that games between all members were not practical.

**Texas Tech won its two conference games in 1938 but did not win the official championship since it did not meet the conference three-game requirement. Its victory over New Mexico did not count toward the championship, permitting New Mexico to share championship honors with New Mexico St.

MISSOURI VALLEY CONFERENCE

Founded: Originally founded as the Missouri Valley Intercollegiate Athletic Association. Several charter members left in 1928 to form the Big Six Conference, which became the Big Eight later. But Drake, Grinnell, Oklahoma A&M (now Oklahoma St.) and Washington-St. Louis continued the MVIAA. Creighton joined in 1928, Butler in 1932, Tulsa and Washburn in 1935, St. Louis in 1937, Wichita St. in 1947, Bradley and Detroit in 1949, Houston in 1951, Cincinnati and North Texas in 1957, Louisville in 1964, Memphis in 1968, and West Tex. A&M in 1972.

Year Champion

| | |
|------|-----------------------------------|
| 1928 | Drake |
| 1929 | Drake |
| 1930 | Drake & Oklahoma St. |
| 1931 | Drake |
| 1932 | Oklahoma St. |
| 1933 | Drake & Oklahoma St. |
| 1934 | Washington-St. Louis |
| 1935 | Washington-St. Louis & Tulsa |
| 1936 | Tulsa & Creighton |
| 1937 | Tulsa |
| 1938 | Tulsa |
| 1939 | Washington-St. Louis |
| 1940 | Tulsa |
| 1941 | Tulsa |
| 1942 | Tulsa |
| 1943 | Tulsa |
| 1944 | Oklahoma St. |
| 1945 | Oklahoma St. |
| 1946 | Tulsa |
| 1947 | Tulsa |
| 1948 | Oklahoma St. |
| 1949 | Detroit |
| 1950 | Tulsa |
| 1951 | Tulsa |
| 1952 | Houston |
| 1953 | Oklahoma St. & Detroit |
| 1954 | Wichita St. |
| 1955 | Wichita St. & Detroit |
| 1956 | Houston |
| 1957 | Houston |
| 1958 | North Texas |
| 1959 | North Texas & Houston |
| 1960 | Wichita St. |
| 1961 | Wichita St. |
| 1962 | Tulsa |
| 1963 | Cincinnati & Wichita St. |
| 1964 | Cincinnati |
| 1965 | Tulsa |
| 1966 | North Texas & Tulsa |
| 1967 | North Texas |
| 1968 | Memphis |
| 1969 | Memphis |
| 1970 | Louisville |
| 1971 | Memphis |
| 1972 | Louisville, West Tex. A&M & Drake |
| 1973 | North Texas |
| 1974 | Tulsa |
| 1975 | Tulsa |
| 1976 | Tulsa & New Mexico St. |
| 1977 | West Tex. A&M |
| 1978 | New Mexico St. |
| 1979 | West Tex. A&M |

Year Champion

| | |
|------|---------------|
| 1980 | Tulsa |
| 1981 | Drake & Tulsa |
| 1982 | Tulsa |
| 1983 | Tulsa |
| 1984 | Tulsa |
| 1985 | Tulsa |

OLD ROCKY MOUNTAIN CONFERENCE

(Mountain States Athletic Conference and Big Seven Conference)

Founded: This conference predates every conference except the Big Ten and consisted of Brigham Young (1922), Colorado (1900), Colorado Agricultural College (now Colorado St.) (1900), Colorado St. College (1900), Denver (1900), Utah (1902), Utah St. (1902) and Wyoming (1905). Before 1938, these schools were part of the Rocky Mountain Conference, other members of which, at that time, were Colorado College, Colorado Mines, Greeley St. Teachers' (now Northern Colo.), Montana St. (1917) and Western St. Teachers' (now Western St.) (1925). A split took place in 1938, when the Mountain States Athletic Conference or "Big Seven" was formed. The name Rocky Mountain Conference was retained by the last six schools after 1938. Some members went into the Western Athletic Conference when the RMC was dissolved in 1962.

Year Champion

| | |
|------|--|
| 1900 | Colorado College |
| 1901 | Colorado |
| 1902 | Colorado |
| 1903 | Colorado |
| 1904 | Colorado Mines |
| 1905 | Colorado Mines |
| 1906 | Colorado Mines |
| 1907 | Colorado Mines |
| 1908 | Denver |
| 1909 | Denver |
| 1910 | Colorado |
| 1911 | Colorado |
| 1912 | Colorado Mines |
| 1913 | Colorado |
| 1914 | Colorado Mines |
| 1915 | Colorado Aggies |
| 1916 | Colorado Aggies |
| 1917 | Denver |
| 1918 | Colorado Mines |
| 1919 | Colorado Aggies |
| 1920 | Colorado Aggies |
| 1921 | Utah St. |
| 1922 | Utah |
| 1923 | Colorado |
| 1924 | Colorado |
| 1925 | Colorado Aggies |
| 1926 | Utah |
| 1927 | Colorado Aggies |
| 1928 | Utah |
| 1929 | Utah |
| 1930 | Utah |
| 1931 | Utah |
| 1932 | Utah |
| 1933 | Utah, Denver* & Colorado St.* |
| 1934 | Colorado, Northern Colo. & Colorado St.* |
| 1935 | Colorado & Utah St.* |
| 1936 | Utah St. |
| 1937 | Colorado |
| 1938 | Utah (4-0-2) |
| 1939 | Colorado (5-1-0) |
| 1940 | Utah (5-1-0) |
| 1941 | Utah (4-0-2) |
| 1942 | Colorado & Utah (5-1-0) |
| 1943 | Colorado (2-0-0) |
| 1944 | Colorado (2-0-0) |
| 1945 | Denver (4-1-0) |
| 1946 | Utah St. & Denver (4-1-1) |
| 1947 | Utah (6-0-0) |
| 1948 | Utah |
| 1949 | Wyoming |
| 1950 | Wyoming |
| 1951 | Utah |
| 1952 | Utah |
| 1953 | Utah |
| 1954 | Denver |
| 1955 | Colorado St. |
| 1956 | Wyoming |
| 1957 | Utah |
| 1958 | Wyoming |

Year Champion

| | |
|------|--------------------|
| 1959 | Wyoming |
| 1960 | Wyoming & Utah St. |
| 1961 | Wyoming & Utah St. |

*In final ratings, according to conference rules, tie games were not counted in awarding championships. Thus, teams marked with * shared the championship because one or more ties were not counted in their conference records.

SOUTHLAND CONFERENCE

(I-A only 1975-79, now I-AA conference)

SOUTHWEST CONFERENCE

Founded: In 1914 as the Southwest Athletic Conference with charter members Arkansas, Baylor, Oklahoma, Oklahoma St., Rice, Southwestern (Tex.), Texas and Texas A&M. Five teams were added: SMU (1918), Phillips (1920), TCU (1923), Texas Tech (1960) and Houston (1976). Five withdrew: Southwestern (Texas) (1917), Oklahoma (1920), Phillips (1921), Oklahoma St. (1925) and Arkansas (1992). Of the eight members in the final (1995) season, four (Baylor, Texas, Texas A&M and Texas Tech) joined with eight members of the Big Eight Conference to form the Big 12 Conference in 1996. The other members in 1996: Houston (to Conference USA), Rice (to Western Athletic Conference), SMU (to Western Athletic Conference) and TCU (to Western Athletic Conference).

Year Champion (Record)

| | |
|------|---|
| 1914 | No champion |
| 1915 | Oklahoma (3-0)* |
| 1916 | No champion |
| 1917 | Texas A&M (2-0) |
| 1918 | No champion |
| 1919 | Texas A&M (4-0) |
| 1920 | Texas (5-0) |
| 1921 | Texas A&M (3-0-2) |
| 1922 | Baylor (5-0) |
| 1923 | SMU (5-0) |
| 1924 | Baylor (4-0-1) |
| 1925 | Texas A&M (4-1) |
| 1926 | SMU (5-0) |
| 1927 | Texas A&M (4-0-1) |
| 1928 | Texas (5-1) |
| 1929 | TCU (4-0-1) |
| 1930 | Texas (4-1) |
| 1931 | SMU (5-0-1) |
| 1932 | TCU (6-0) |
| 1933 | No champion* |
| 1934 | Rice (5-1) |
| 1935 | SMU (6-0) |
| 1936 | Arkansas (5-1) |
| 1937 | Rice (4-1-1) |
| 1938 | TCU (6-0) |
| 1939 | Texas A&M (6-0) |
| 1940 | Texas A&M (5-1) |
| 1941 | Texas A&M (5-1) |
| 1942 | Texas (5-1) |
| 1943 | Texas (5-0) |
| 1944 | TCU (3-1-1) |
| 1945 | Texas (5-1) |
| 1946 | Rice (5-1) & Arkansas (5-1) |
| 1947 | SMU (5-0-1) |
| 1948 | SMU (5-0-1) |
| 1949 | Rice (6-0) |
| 1950 | Texas (6-0) |
| 1951 | TCU (5-1) |
| 1952 | Texas (6-0) |
| 1953 | Rice (5-1) & Texas (5-1) |
| 1954 | Arkansas (5-1) |
| 1955 | TCU (5-1) |
| 1956 | Texas A&M (6-0) |
| 1957 | Rice (5-1) |
| 1958 | TCU (5-1) |
| 1959 | Texas (5-1), TCU (5-1) & Arkansas (5-1) |
| 1960 | Arkansas (6-1) |
| 1961 | Texas (6-1) & Arkansas (6-1) |
| 1962 | Texas (6-0-1) |
| 1963 | Texas (7-0) |
| 1964 | Arkansas (7-0) |
| 1965 | Arkansas (7-0) |
| 1966 | SMU (6-1) |
| 1967 | Texas A&M (6-1) |
| 1968 | Texas (6-1) & Arkansas (6-1) |
| 1969 | Texas (7-0) |
| 1970 | Texas (7-0) |
| 1971 | Texas (6-1) |
| 1972 | Texas (7-0) |

Year Champion (Record)

| | |
|------|--|
| 1973 | Texas (7-0) |
| 1974 | Baylor (6-1) |
| 1975 | Arkansas (6-1), Texas A&M (6-1) & Texas (6-1) |
| 1976 | Houston (7-1) & Texas Tech (7-1) |
| 1977 | Texas (8-0) |
| 1978 | Houston (7-1) |
| 1979 | Houston (7-1) & Arkansas (7-1) |
| 1980 | Baylor (8-0) |
| 1981 | SMU (7-1)† |
| 1982 | SMU (7-0-1) |
| 1983 | Texas (8-0) |
| 1984 | SMU (6-2) & Houston (6-2) |
| 1985 | Texas A&M (7-1) |
| 1986 | Texas A&M (7-1) |
| 1987 | Texas A&M (6-1) |
| 1988 | Arkansas (7-0) |
| 1989 | Arkansas (7-1) |
| 1990 | Texas (8-0) |
| 1991 | Texas A&M (8-0) |
| 1992 | Texas A&M (7-0) |
| 1993 | Texas A&M (7-0) |
| 1994 | Baylor (4-3), Rice (4-3), Texas (4-3), TCU (4-3) & Texas Tech (4-3)* |
| 1995 | Texas (7-0) |

*Forfeited title: Baylor (3-0) in 1915, Arkansas (4-1) in 1933 and Texas A&M (6-0-1) in 1994 on probation.
 †SMU on probation; did not forfeit championship.

Division I-AA**AMERICAN WEST CONFERENCE**

Founded: Started Division I-AA play in 1993 with charter members Cal St. Northridge, Sacramento St. and Southern Utah. Other members were UC Davis and Cal Poly (both Division II members at the time). Cal Poly became a Division I-AA member in 1994, and UC Davis withdrew in 1994. Last-year members were Cal Poly (became independent), Cal St. Northridge (to Big Sky Conference), Sacramento St. (to Big Sky Conference) and Southern Utah (became independent).

Year Champion (Record)

| | |
|------|---------------------------------------|
| 1993 | Southern Utah (3-1) & UC Davis (3-1)# |
| 1994 | Cal Poly (3-0) |
| 1995 | Sacramento St. (3-0) |

Division II**EASTERN COLLEGIATE FOOTBALL CONFERENCE****Year Champion**

| | |
|------|----------------|
| 1993 | Bentley |
| 1994 | Bentley |
| 1995 | Stonehill |
| 1996 | Salve Regina |
| 1997 | Albany (N.Y.) |
| 1998 | Albany (N.Y.) |
| 1999 | American Int'l |
| 2000 | American Int'l |

MIDWEST INTERCOLLEGIATE FOOTBALL CONFERENCE**Year Champion**

| | |
|------|--|
| 1990 | Grand Valley St. |
| 1991 | Butler |
| 1992 | Ferris St., Butler, Grand Valley St. & Hillsdale |

Year Champion

| | |
|------|----------------------------|
| 1993 | Ferris St. |
| 1994 | Ferris St. |
| 1995 | Ferris St. |
| 1996 | Ferris St. |
| 1997 | Grand Valley St. & Ashland |
| 1998 | Grand Valley St. |

NORTHERN CALIFORNIA ATHLETIC CONFERENCE

(Far Western Football Conference from 1929-81)

Year Champion

| | |
|---------|--|
| 1925 | St. Mary's (Cal.) |
| 1926 | St. Mary's (Cal.) |
| 1927 | St. Mary's (Cal.) |
| 1928 | St. Mary's (Cal.) |
| 1929 | UC Davis |
| 1930 | Fresno St. |
| 1931 | None |
| 1932 | Nevada & San Jose St. |
| 1933 | Nevada |
| 1934 | Fresno St. & San Jose St. |
| 1935 | Fresno St. |
| 1936 | Pacific |
| 1937 | Fresno St. |
| 1938 | Pacific |
| 1939 | Nevada |
| 1940 | Pacific |
| 1941 | Pacific |
| 1942 | Pacific |
| 1943-46 | None |
| 1947 | UC Davis & Southern Ore. |
| 1948 | Cal St. Chico & Southern Ore. |
| 1949 | UC Davis |
| 1950 | San Fran. St. |
| 1951 | UC Davis |
| 1952 | Humboldt St. |
| 1953 | Cal St. Chico |
| 1954 | San Fran. St. |
| 1955 | Cal St. Chico |
| 1956 | UC Davis, Humboldt St. & San Fran. St. |
| 1957 | San Fran. St. |
| 1958 | San Fran. St. |
| 1959 | San Fran. St. |
| 1960 | Humboldt St. |
| 1961 | Humboldt St. & San Fran. St. |
| 1962 | San Fran. St. |
| 1963 | UC Davis, San Fran. St. & Humboldt St. |
| 1964 | Sacramento St. |
| 1965 | San Fran. St. |
| 1966 | Sacramento St. |
| 1967 | San Fran. St. |
| 1968 | Humboldt St. |
| 1969 | Cal St. East Bay |
| 1970 | Cal St. Chico |
| 1971 | UC Davis & Cal St. Chico |
| 1972 | UC Davis |
| 1973 | UC Davis & Cal St. Chico |
| 1974 | UC Davis |
| 1975 | UC Davis |
| 1976 | UC Davis |
| 1977 | UC Davis |
| 1978 | UC Davis |
| 1979 | UC Davis |
| 1980 | UC Davis |
| 1981 | UC Davis & Cal St. East Bay |
| 1982 | UC Davis |
| 1983 | UC Davis |
| 1984 | UC Davis |
| 1985 | UC Davis |
| 1986 | UC Davis |
| 1987 | UC Davis |
| 1988 | UC Davis |

Year Champion

| | |
|------|------------------------------|
| 1989 | UC Davis |
| 1990 | UC Davis |
| 1991 | Sonoma St. |
| 1992 | UC Davis |
| 1993 | Cal St. Chico |
| 1994 | Humboldt St. & Cal St. Chico |
| 1995 | Humboldt St. |
| 1996 | Cal St. Chico |

Division III**ASSOCIATION OF MIDEAST COLLEGES**

Members (4): Thomas More, Bluffton, Wilmington [Ohio] and Mt. St. Joseph

Year Champion

| | |
|------|------------------------------|
| 1991 | Thomas More (3-0) |
| 1992 | Thomas More (3-0) |
| 1993 | Thomas More (3-0) |
| 1994 | Bluffton & Thomas More (2-1) |
| 1995 | Thomas More (3-0) |

FREEDOM FOOTBALL CONFERENCE**Year Champion**

| | |
|------|---|
| 1992 | WPI (5-0) |
| 1993 | WPI (5-0) |
| 1994 | Merchant Marine (5-0) & Plymouth St. (6-0) |
| 1995 | Plymouth St. (7-0) |
| 1996 | Coast Guard (5-1) & Springfield (5-1) |
| 1997 | Coast Guard (6-0) |
| 1998 | Springfield (6-0) |
| 1999 | Western Conn. St. (6-0) |
| 2000 | Springfield (6-0) |
| 2001 | Plymouth St. (5-1) & Western Conn. St. (5-1)* |
| 2002 | Springfield (6-0) |
| 2003 | Springfield (6-0) |

*Received conference's automatic bid to the Division III playoffs.

INDEPENDENT COLLEGE ATHLETIC CONFERENCE**Year Champion**

| | |
|---------|------------------|
| 1970-73 | Champion unknown |
| 1974 | Ithaca |
| 1975 | Ithaca |
| 1976 | Alfred |
| 1977 | Champion unknown |
| 1978 | Ithaca |
| 1979 | Ithaca |
| 1980 | Ithaca |
| 1981 | Alfred |
| 1982 | St. Lawrence |
| 1983 | St. Lawrence |
| 1984 | Ithaca |
| 1985 | Ithaca |
| 1986 | Ithaca |
| 1987 | Ithaca |



2005 Results

2005 Results for
All Divisions 530



2005 Results for All Divisions

Listed alphabetically in this section are 2005 results for all football-playing NCAA member institutions. The division designation for each school is indicated to the right of the school location.

The coach listed is for the 2005 season for historical purposes. The record is for all years as a head coach at four-year colleges.

Key: ■ -home game, * -neutral site.

ABILENE CHRISTIAN

Abilene, TX 79699II

Coach: Chris Thomsen, TCU 1993
Record: 1 Year, 4-6-0

2005 RESULTS (4-6)

| | |
|--------------------------|----|
| 37 Central Okla. ■ | 49 |
| 20 Northeastern St. | 14 |
| 27 Tex. A&M-Commerce ■ | 18 |
| 30 Eastern N.M. ■ | 33 |
| 24 Southeastern Okla. | 42 |
| 24 Angelo St. | 27 |
| 24 West Tex. A&M ■ | 40 |
| 18 Tarleton St. | 7 |
| 19 Tex. A&M-Kingsville ■ | 3 |
| 30 Midwestern St. | 35 |

Nickname: Wildcats
Colors: Purple & White
Stadium: Shotwell
Capacity: 15,000; Year Built: 1959
AD: Jared Mosley
SID: Lance Fleming

ADAMS ST.

Alamosa, CO 81102II

Coach: Wayne McGinn, Adams St. 1981
Record: 7 Years, 33-43-0

2005 RESULTS (6-5)

| | |
|----------------------|----|
| 6 Central Mo. St. | 14 |
| 13 Northern Ariz. | 52 |
| 28 Chadron St. ■ | 23 |
| 27 Fort Lewis ■ | 23 |
| 15 Fort Hays St. | 18 |
| 24 Neb.-Kearney | 61 |
| 50 N.M. Highlands ■ | 18 |
| 34 Mesa St. ■ | 31 |
| 43 Okla. Panhandle ■ | 0 |
| 42 Western St. | 40 |
| 27 Colorado Mines | 42 |

Nickname: Grizzlies
Colors: Green & White
Stadium: Rex Field
Capacity: 2,800; Year Built: 1949
AD: Jeff Geiser
SID: Chris Day

ADRIAN

Adrian, MI 49221III

Coach: Jim Lyall, Michigan 1974
Record: 16 Years, 71-78-1

2005 RESULTS (8-2)

| | |
|--------------------|----|
| 61 Heidelberg ■ | 14 |
| 37 Defiance | 0 |
| 45 Bluffton | 21 |
| 30 Albion | 27 |
| 10 Alma ■ | 13 |
| 37 Olivet ■ | 31 |
| 21 Hope | 42 |
| 45 Tri-State | 13 |
| 42 Kalamazoo ■ | 10 |
| 31 Wis. Lutheran ■ | 14 |

Nickname: Bulldogs

Colors: Gold & Black
Stadium: Maple
Capacity: 5,000; Year Built: 1960
AD: C. Henry Mensing
SID: Aaron Klotz

AIR FORCE

USAF Academy, CO 80840-5001IA

Coach: Fisher DeBerry, Wofford 1960
Record: 22 Years, 165-101-1

2005 RESULTS (4-7)

| | |
|--------------------|----|
| 20 Washington * | 17 |
| 41 San Diego St. ■ | 29 |
| 28 Wyoming ■ | 29 |
| 35 Utah | 38 |
| 23 Colorado St. | 41 |
| 24 Navy | 27 |
| 42 UNLV ■ | 7 |
| 10 TCU ■ | 48 |
| 41 Brigham Young | 62 |
| 24 Army ■ | 27 |
| 42 New Mexico | 24 |

Nickname: Falcons
Colors: Blue & Silver
Stadium: Falcon
Capacity: 52,480; Year Built: 1962
AD: Hans J. Mueh
SID: Troy Garnhart

AKRON

Akron, OH 44325IA

Coach: J.D. Brookhart, Colorado St. 1988
Record: 2 Years, 13-11-0

2005 RESULTS (7-6)

| | |
|--------------------|----|
| 24 Purdue | 49 |
| 17 Middle Tenn. | 7 |
| 48 Northern Ill. ■ | 42 |
| 17 Central Mich. ■ | 31 |
| 13 Buffalo | 7 |
| 23 Miami (Ohio) | 51 |
| 0 Army ■ | 20 |
| 24 Bowling Green | 14 |
| 17 Ball St. | 23 |
| 27 Ohio ■ | 3 |
| 35 Kent St. ■ | 3 |
| 31 Northern Ill. * | 30 |
| 31 Memphis * | 38 |

Nickname: Zips
Colors: Blue & Gold
Stadium: Rubber Bowl
Capacity: 31,000; Year Built: 1940
AD: Mack Rhoades
SID: Shawn Nestor

ALABAMA

Tuscaloosa, AL 35487IA

Coach: Mike Shula, Alabama 1986
Record: 3 Years, 20-17-0

2005 RESULTS (10-2)

| | |
|---------------------|----|
| 26 Middle Tenn. ■ | 7 |
| 30 Southern Miss. ■ | 21 |
| 37 South Carolina | 14 |
| 24 Arkansas ■ | 13 |
| 31 Florida ■ | 3 |
| 13 Mississippi | 10 |
| 6 Tennessee ■ | 3 |
| 35 Utah St. ■ | 3 |
| 17 Mississippi St. | 0 |
| 13 LSU ■ | 16 |
| 18 Auburn | 28 |
| 13 Texas Tech * | 10 |

Nickname: Crimson Tide
Colors: Crimson & White

Stadium: Bryant-Denny
Capacity: 83,818; Year Built: 1929
AD: Mal Moore
SID: Larry White

UAB

Birmingham, AL 35294-0110IA

Coach: Watson Brown, Vanderbilt 1973
Record: 21 Years, 91-142-1

2005 RESULTS (5-6)

| | |
|-----------------------|----|
| 10 Tennessee | 17 |
| 27 Troy | 7 |
| 35 Jacksonville St. ■ | 28 |
| 45 Rice ■ | 26 |
| 27 SMU ■ | 28 |
| 19 Marshall | 20 |
| 28 Southern Miss. ■ | 37 |
| 37 Memphis | 20 |
| 21 UCF ■ | 27 |
| 35 UTEP | 23 |
| 23 East Caro. | 31 |

Nickname: Blazers
Colors: Forest Green & Old Gold
Stadium: Legion Field
Capacity: 83,091; Year Built: 1927
AD: Richard Margison
SID: Norm Reilly

ALABAMA A&M

Normal, AL 35762IAA

Coach: Anthony Jones, Wichita St. 1984
Record: 4 Years, 32-15-0

2005 RESULTS (9-3)

| | |
|-----------------------|----|
| 27 Tennessee St. | 14 |
| 0 Grambling | 44 |
| 27 Mississippi Val. ■ | 13 |
| 42 Allen ■ | 0 |
| 7 Texas Southern ■ | 17 |
| 20 Southern U. | 7 |
| 28 Ark.-Pine Bluff ■ | 13 |
| 31 Alabama St. * | 28 |
| 52 Jackson St. ■ | 6 |
| 28 Alcorn St. | 21 |
| 31 Prairie View | 16 |
| 6 Grambling | 45 |

Nickname: Bulldogs
Colors: Maroon & White
Stadium: Louis Crews Stadium
Capacity: 21,000; Year Built: 1996
AD: James A. Martin Sr.
SID: William Bright Jr.

ALABAMA ST.

Montgomery, AL 36101-0271IAA

Coach: Charles Coe, Kansas St. 1971
Record: 3 Years, 24-12-0

2005 RESULTS (6-5)

| | |
|-------------------------|----|
| 14 South Carolina St. * | 27 |
| 27 Texas Southern | 15 |
| 41 Ark.-Pine Bluff | 10 |
| 38 Alcorn St. ■ | 3 |
| 45 Southern U. * | 35 |
| 44 Jackson St. | 23 |
| 34 Prairie View ■ | 13 |
| 28 Alabama A&M | 31 |
| 27 Grambling ■ | 32 |
| 33 Mississippi Val. | 38 |
| 27 Tuskegee ■ | 28 |

Nickname: Hornets
Colors: Black & Old Gold
Stadium: Cramton Bowl
Capacity: 21,600; Year Built: 1922
AD: Patrick Carter
SID: A.A. Moore

ALBANY (N.Y.)
Albany, NY 12222.....IAA

Coach: Bob Ford, Springfield 1959
Record: 37 Years, 210-154-1

2005 RESULTS (5-6)

| | |
|----------------------|----|
| 7 Hofstra ■ | 36 |
| 0 Massachusetts | 40 |
| 13 Central Conn. St. | 14 |
| 7 Maine * | 31 |
| 3 Stony Brook ■ | 7 |
| 21 Sacred Heart ■ | 7 |
| 25 St. Francis (Pa.) | 16 |
| 38 Wagner | 10 |
| 20 Robert Morris ■ | 17 |
| 13 Monmouth | 16 |
| 41 Fordham | 0 |

Nickname: Great Danes
Colors: Purple & Gold
Stadium: University Field
Capacity: 10,000; Year Built: 1967
AD: Lee McElroy
SID: Brian DePasquale

ALBANY ST. (GA.)
Albany, GA 31705.....II

Coach: Mike White, Albany St. (Ga.) 1990
Record: 6 Years, 44-21-0

2005 RESULTS (8-2)

| | |
|----------------------|----|
| 24 Miles | 23 |
| 9 Valdosta St. | 24 |
| 17 Kentucky St. ■ | 7 |
| 52 Lane | 31 |
| 31 Tuskegee ■ | 21 |
| 45 Clark Atlanta | 12 |
| 28 Benedict ■ | 21 |
| 37 Morehouse ■ | 13 |
| 41 Fort Valley St. * | 23 |
| 20 Central Ark. ■ | 28 |

Nickname: Golden Rams
Colors: Blue & Gold
Stadium: Hugh Mills Memorial
Capacity: 11,000; Year Built: 1957
AD: John I. Davis
SID: Edythe Y. Bradley

ALBION
Albion, MI 49224.....III

Coach: Craig Rundle, Albion 1974
Record: 20 Years, 117-75-1

2005 RESULTS (7-4)

| | |
|-------------------|----|
| 28 Butler | 23 |
| 13 Wis.-Oshkosh ■ | 27 |
| 20 Millikin | 21 |
| 27 Adrian ■ | 30 |
| 73 Tri-State | 0 |
| 44 Kalamazoo ■ | 7 |
| 41 Wis. Lutheran | 0 |
| 34 Hope ■ | 0 |
| 66 Alma ■ | 27 |
| 36 Olivet | 19 |
| 20 Wabash | 38 |

Nickname: Britons
Colors: Purple & Gold
Stadium: Sprankle-Sprandel
Capacity: 4,244; Year Built: 1976
AD: Jerry Block
SID: Bobby Lee

ALBRIGHT
Reading, PA 19612-5234.....III

Coach: E.J. Sandusky, Penn St. 1992
Record: 9 Years, 48-44-0

2005 RESULTS (5-5)

| | |
|-------------------|----|
| 34 Ursinus | 33 |
| 21 Susquehanna | 7 |
| 29 King's (Pa.) ■ | 27 |

| | |
|--------------------|----|
| 42 Juniata | 23 |
| 19 Widener ■ | 33 |
| 34 Delaware Valley | 35 |
| 14 FDU-Florham ■ | 17 |
| 21 Wilkes | 48 |
| 13 Lycoming ■ | 14 |
| 40 Lebanon Valley | 39 |

Nickname: Lions
Colors: Red & White
Stadium: Eugene L. Shirk
Capacity: 7,000; Year Built: 1925
AD: Stephen George
SID: Jeff Feiler

ALCORN ST.
Alcorn State, MS 39096-7500.....IAA

Coach: Johnny Thomas, Alcorn St. 1978
Record: 8 Years, 40-48-0

2005 RESULTS (6-5)

| | |
|-----------------------|----|
| 21 Southeastern La. | 48 |
| 24 Langston ■ | 7 |
| 3 Alabama St. | 38 |
| 7 Ark.-Pine Bluff ■ | 17 |
| 22 Prairie View | 10 |
| 29 Texas Southern | 22 |
| 38 Southern U. | 16 |
| 38 Mississippi Val. ■ | 36 |
| 21 Alabama A&M ■ | 28 |
| 31 Jackson St. * | 14 |
| 19 Grambling ■ | 46 |

Nickname: Braves
Colors: Purple & Gold
Stadium: Jack Spinks
Capacity: 25,000; Year Built: 1992
AD: Robert H.J. Raines
SID: Josh Bean

ALFRED
Alfred, NY 14802.....III

Coach: David Murray, Springfield 1981
Record: 16 Years, 88-74-1

2005 RESULTS (9-2)

| | |
|---------------------|----|
| 22 Wash. & Lee | 36 |
| 42 St. Lawrence ■ | 7 |
| 23 Springfield ■ | 22 |
| 21 Norwich | 7 |
| 49 Hartwick ■ | 19 |
| 38 Utica ■ | 18 |
| 14 Case Reserve | 0 |
| 27 Grove City ■ | 7 |
| 14 Ithaca | 28 |
| 13 St. John Fisher | 7 |
| 63 Maine Maritime ■ | 20 |

Nickname: Saxons
Colors: Purple & Gold
Stadium: Merrill Field
Capacity: 5,000; Year Built: 1926
AD: James M. Moretti
SID: Mark Whitehouse

ALLEGHENY
Meadville, PA 16335.....III

Coach: Mark Matlak, Allegheny 1978
Record: 4 Years, 20-21-0

2005 RESULTS (3-7)

| | |
|-----------------------|----|
| 17 Baldwin-Wallace | 23 |
| 9 Westminster (Pa.) ■ | 12 |
| 21 Wash. & Jeff. | 45 |
| 34 Wooster ■ | 37 |
| 8 Ohio Wesleyan ■ | 13 |
| 27 Kenyon | 34 |
| 38 Hiram | 6 |
| 21 Wabash ■ | 27 |
| 41 Earlham | 0 |
| 31 Wittenberg ■ | 21 |

Nickname: Gators
Colors: Blue & Gold
Stadium: Robertson Field
Capacity: 3,500; Year Built: 1948
AD: Larry Lee
SID: Brian Rose

ALMA
Alma, MI 48801.....III

Coach: Jim Cole, Alma 1974
Record: 15 Years, 87-57-0

2005 RESULTS (6-4)

| | |
|--------------------|----|
| 48 Aurora ■ | 12 |
| 38 Wittenberg ■ | 27 |
| 23 Tiffin | 56 |
| 49 Olivet ■ | 24 |
| 13 Adrian | 10 |
| 42 Tri-State ■ | 26 |
| 37 Kalamazoo | 38 |
| 48 Wis. Lutheran ■ | 7 |
| 27 Albion | 66 |
| 20 Hope | 38 |

Nickname: Scots
Colors: Maroon & Cream
Stadium: Bahlke Field
Capacity: 4,000; Year Built: 1986
AD: Ellen Curtis
SID: Greg Baadte

AMERICAN INT'L
Springfield, MA 01109-3189.....II

Coach: Art Wilkins, Bucknell 1972
Record: 12 Years, 73-51-0

2005 RESULTS (5-4)

| | |
|-------------------------|----|
| 0 Bryant | 21 |
| 7 Bentley | 28 |
| 36 Southern Conn. St. ■ | 20 |
| 28 Merrimack ■ | 21 |
| 7 Assumption ■ | 6 |
| 7 Pace | 20 |
| 7 C.W. Post ■ | 38 |
| 38 Stonehill | 20 |
| 51 St. Anselm ■ | 28 |

Nickname: Yellow Jackets
Colors: Gold, White & Black
Stadium: J.H. Miller Field
Capacity: 5,000; Year Built: 1964
AD: Robert E. Burke
SID: Greg Royce

AMHERST
Amherst, MA 01002-5000.....III

Coach: E.J. Mills, Dayton 1988
Record: 9 Years, 52-20-0

2005 RESULTS (5-3)

| | |
|-----------------------|----|
| 28 Hamilton | 3 |
| 13 Bowdoin ■ | 16 |
| 15 Middlebury ■ | 0 |
| 28 Colby | 9 |
| 37 Wesleyan (Conn.) ■ | 0 |
| 37 Tufts | 6 |
| 20 Trinity (Conn.) ■ | 30 |
| 23 Williams | 34 |

Nickname: Lord Jeffs
Colors: Purple & White
Stadium: Pratt Field
Capacity: 8,000; Year Built: 1891
AD: David D. Hixon
SID: Kevin Graber

ANDERSON (IND.)
Anderson, IN 46012-3495.....III

Coach: Jeff Judge, Iowa St. 1987
Record: 3 Years, 17-13-0

2005 RESULTS (5-5)

| | |
|--------------------|----|
| 18 Olivet Nazarene | 33 |
| 52 Taylor (Ind.) | 14 |

| | | |
|----|------------------|----|
| 48 | Earlham ■ | 7 |
| 24 | Franklin | 23 |
| 7 | Defiance ■ | 32 |
| 13 | Bluffton | 10 |
| 14 | Thomas More ■ | 38 |
| 28 | Hanover ■ | 35 |
| 7 | Mt. St. Joseph ■ | 17 |
| 28 | Manchester | 25 |

Nickname: Ravens
 Colors: Orange & Black
 Stadium: Macholtz
 Capacity: 4,200
 AD: Michael Zapolski
 SID: Justin Bates

ANGELO ST.

San Angelo, TX 76909II

Coach: Dale Carr, Colorado St. 1987
 Record: 1 Year, 9-3-0

2005 RESULTS (9-3)

| | | |
|----|---------------------|----|
| 26 | Western St. | 7 |
| 42 | Southern Nazarene ■ | 7 |
| 27 | Southeastern Okla. | 24 |
| 20 | Central Okla. ■ | 16 |
| 30 | Midwestern St. ■ | 29 |
| 14 | Eastern N.M. | 38 |
| 27 | Abilene Christian ■ | 24 |
| 49 | Northeastern St. ■ | 20 |
| 58 | West Tex. A&M | 53 |
| 17 | Tarleton St. ■ | 30 |
| 54 | Tex. A&M-Kingsville | 51 |
| 14 | Northwest Mo. St. ■ | 45 |

Nickname: Rams
 Colors: Blue & Gold
 Stadium: San Angelo
 Capacity: 17,500; Year Built: 1962
 AD: Kathleen Brasfield
 SID: M.L. Stark Hinkle

APPALACHIAN ST.

Boone, NC 28608I-AA

Coach: Jerry Moore, Baylor 1961
 Record: 24 Years, 167-115-2

2005 RESULTS (12-3)

| | | |
|----|-----------------|----|
| 24 | Eastern Ky. | 16 |
| 8 | Kansas | 36 |
| 30 | Coastal Caro. ■ | 3 |
| 45 | Citadel | 13 |
| 31 | Furman | 34 |
| 24 | Ga. Southern ■ | 7 |
| 49 | Wofford | 17 |
| 35 | Chattanooga ■ | 25 |
| 0 | LSU | 24 |
| 35 | Western Caro. ■ | 7 |
| 52 | Elon | 14 |
| 34 | Lafayette ■ | 23 |
| 38 | Southern Ill. ■ | 24 |
| 29 | Furman ■ | 23 |
| 21 | UNI * | 16 |

Nickname: Mountaineers
 Colors: Black & Gold
 Stadium: Kidd Brewer
 Capacity: 16,650; Year Built: 1962
 AD: Charles Cobb
 SID: Mike Flynn

ARIZONA

Tucson, AZ 85721-0096I-A

Coach: Mike Stoops, Iowa 1986
 Record: 2 Years, 6-16-0

2005 RESULTS (3-8)

| | | |
|----|------------------|----|
| 24 | Utah | 27 |
| 31 | Northern Ariz. ■ | 12 |
| 24 | Purdue ■ | 31 |
| 0 | California | 28 |

| | | |
|----|---------------------|----|
| 21 | Southern California | 42 |
| 16 | Stanford ■ | 20 |
| 21 | Oregon ■ | 28 |
| 29 | Oregon St. | 27 |
| 52 | UCLA ■ | 14 |
| 14 | Washington ■ | 38 |
| 20 | Arizona St. | 23 |

Nickname: Wildcats
 Colors: Cardinal & Navy
 Stadium: Arizona
 Capacity: 56,002; Year Built: 1928
 AD: Jim Livengood
 SID: Tom Duddleston Jr.

ARIZONA ST.

Tempe, AZ 85287-2505I-A

Coach: Dirk Koetter, Idaho St. 1981
 Record: 8 Years, 59-38-0

2005 RESULTS (7-5)

| | | |
|----|-----------------------|----|
| 63 | Temple ■ | 16 |
| 31 | LSU ■ | 35 |
| 52 | Northwestern ■ | 21 |
| 42 | Oregon St. | 24 |
| 28 | Southern California ■ | 38 |
| 17 | Oregon ■ | 31 |
| 35 | Stanford | 45 |
| 44 | Washington ■ | 20 |
| 27 | Washington St. | 24 |
| 35 | UCLA | 45 |
| 23 | Arizona ■ | 20 |
| 45 | Rutgers * | 40 |

Nickname: Sun Devils
 Colors: Maroon & Gold
 Stadium: Sun Devil
 Capacity: 73,656; Year Built: 1959
 AD: Lisa Love
 SID: Mark Brand

ARKANSAS

Fayetteville, AR 72701I-A

Coach: Houston Nutt, Oklahoma St. 1981
 Record: 13 Years, 92-63-0

2005 RESULTS (4-7)

| | | |
|----|---------------------|----|
| 49 | Missouri St. ■ | 17 |
| 24 | Vanderbilt ■ | 28 |
| 17 | Southern California | 70 |
| 13 | Alabama | 24 |
| 44 | La.-Monroe ■ | 15 |
| 17 | Auburn ■ | 34 |
| 20 | Georgia | 23 |
| 10 | South Carolina ■ | 14 |
| 28 | Mississippi | 17 |
| 44 | Mississippi St. ■ | 10 |
| 17 | LSU | 19 |

Nickname: Razorbacks
 Colors: Cardinal & White
 Stadium: Razorback
 Capacity: 72,000; Year Built: 1938
 AD: J. Frank Broyles
 SID: Kevin Trainor

ARK.-MONTICELLO

Monticello, AR 71656II

Coach: Gwayne Mathews, Delta St. 1988
 Record: 1 Year, 1-10-0

2005 RESULTS (1-10)

| | | |
|----|------------------|----|
| 7 | Henderson St. | 37 |
| 7 | North Dakota St. | 59 |
| 0 | North Ala. ■ | 42 |
| 21 | West Ala. | 17 |
| 21 | West Ga. | 58 |
| 21 | Southern Ark. ■ | 52 |
| 28 | Ouachita Baptist | 51 |
| 14 | Harding ■ | 32 |
| 21 | Arkansas Tech ■ | 31 |

| | | |
|----|--------------|----|
| 7 | Central Ark. | 56 |
| 13 | Delta St. ■ | 56 |

Nickname: Boll Weevils
 Colors: Kelly Green & White
 Stadium: Cotton Boll
 Capacity: 4,500; Year Built: 1934
 AD: Alvy Early
 SID: Paul Smith

ARK.-PINE BLUFF

Pine Bluff, AR 71601I-AA

Coach: Mo Forte, Minnesota 1969
 Record: 13 Years, 50-88-1

2005 RESULTS (3-8)

| | | |
|----|--------------------|----|
| 17 | Mississippi Val. * | 30 |
| 17 | Bethune-Cookman | 31 |
| 10 | Alabama St. ■ | 41 |
| 9 | Tuskegee * | 13 |
| 17 | Alcorn St. | 7 |
| 23 | Grambling ■ | 26 |
| 13 | Alabama A&M | 28 |
| 64 | Jackson St. | 36 |
| 7 | Prairie View ■ | 34 |
| 21 | Southern U. ■ | 27 |
| 40 | Texas Southern | 23 |

Nickname: Golden Lions
 Colors: Black & Gold
 Stadium: Golden Lion
 Capacity: 12,500; Year Built: 1999
 AD: Craig Curry
 SID: Carl Whipper

ARKANSAS ST.

State University, AR 72467I-A

Coach: Steve Roberts, Ouachita Baptist 1987
 Record: 11 Years, 59-58-1

2005 RESULTS (6-6)

| | | |
|----|------------------|----|
| 17 | Missouri ■ | 44 |
| 56 | Tenn.-Martin ■ | 7 |
| 10 | Oklahoma St. | 20 |
| 66 | Florida Int'l ■ | 24 |
| 27 | La.-Monroe | 31 |
| 39 | La.-Lafayette ■ | 36 |
| 3 | Fla. Atlantic ■ | 0 |
| 7 | Middle Tenn. | 45 |
| 9 | Troy ■ | 3 |
| 10 | Army | 38 |
| 31 | North Texas | 24 |
| 19 | Southern Miss. * | 31 |

Nickname: Indians
 Colors: Scarlet & Black
 Stadium: Indian
 Capacity: 30,406; Year Built: 1974
 AD: Dean Lee
 SID: Gina Bowman

ARKANSAS TECH

Russellville, AR 72801-2222II

Coach: Steve Mullins, Ark.-Monticello 1980
 Record: 9 Years, 59-38-0

2005 RESULTS (7-3)

| | | |
|----|--------------------|----|
| 35 | Northeastern St. | 32 |
| 42 | Henderson St. ■ | 32 |
| 38 | Southern Ark. | 35 |
| 27 | West Ala. ■ | 21 |
| 14 | West Ga. ■ | 9 |
| 17 | Delta St. | 34 |
| 49 | Ouachita Baptist ■ | 35 |
| 31 | Ark.-Monticello | 21 |
| 10 | Harding | 27 |
| 17 | Central Ark. ■ | 49 |

Nickname: Wonder Boys
 Colors: Green & Gold
 Stadium: Buerkle Field
 Capacity: 6,000
 AD: Steve Mullins
 SID: Ben Greenberg

ARMY

West Point, NY 10996-2101IA

Coach: Bobby Ross, VMI 1959
Record: 17 Years, 100-92-2

2005 RESULTS (4-7)

| | |
|-------------------------|----|
| 7 Boston College..... | 44 |
| 10 Baylor ■..... | 20 |
| 21 Iowa St. ■..... | 28 |
| 13 Connecticut ■..... | 47 |
| 10 Central Mich. ■..... | 14 |
| 17 TCU..... | 38 |
| 20 Akron..... | 0 |
| 27 Air Force..... | 24 |
| 34 Massachusetts ■..... | 27 |
| 38 Arkansas St. ■..... | 10 |
| 23 Navy *..... | 42 |

Nickname: Black Knights/Cadets
Colors: Black, Gold & Gray
Stadium: Michie
Capacity: 38,115; Year Built: 1924
AD: Kevin Anderson
SID: Bob Beretta

ASHLAND

Ashland, OH 44805.....II

Coach: Lee Owens, Bluffton 1977
Record: 11 Years, 54-69-0

2005 RESULTS (9-2)

| | |
|-----------------------------|----|
| 30 St. Joseph's (Ind.)..... | 15 |
| 24 Ferris St..... | 21 |
| 27 Gannon ■..... | 0 |
| 10 Grand Valley St. ■..... | 14 |
| 14 Michigan Tech..... | 17 |
| 45 Mercyhurst..... | 7 |
| 27 Northern Mich. ■..... | 10 |
| 7 Hillsdale..... | 3 |
| 27 Wayne St. (Mich.) ■..... | 3 |
| 21 Findlay..... | 14 |
| 20 Indianapolis ■..... | 3 |

Nickname: Eagles
Colors: Purple & Gold
Stadium: Community
Capacity: 5,700; Year Built: 1963
AD: Bill Goldring
SID: Al King

ASSUMPTION

Worcester, MA 01609II

Coach: Cory Bailey, Fordham 1998
Record: 2 Years, 5-15-0

2005 RESULTS (4-6)

| | |
|------------------------------|----|
| 21 Stonehill ■..... | 28 |
| 13 St. Anselm..... | 7 |
| 38 Bryant ■..... | 48 |
| 7 Bentley..... | 41 |
| 14 Southern Conn. St. ■..... | 55 |
| 6 American Int'l..... | 7 |
| 24 Merrimack ■..... | 21 |
| 27 Iona..... | 17 |
| 7 Pace..... | 3 |
| 7 C.W. Post ■..... | 40 |

Nickname: Greyhounds
Colors: Blue, White, & Grey
Stadium: Multi-Sport
Capacity: 1,200; Year Built: 2005
AD: Ted Paulauskas
SID: Steve Morris

AUBURN

Auburn, AL 36849-5113IA

Coach: Tommy Tuberville, Southern Ark. 1976
Record: 11 Years, 85-47-0

2005 RESULTS (9-3)

| | |
|---------------------------|----|
| 14 Georgia Tech ■..... | 23 |
| 28 Mississippi St. ■..... | 0 |
| 63 Ball St. ■..... | 3 |

| | |
|--------------------------|----|
| 37 Western Ky. ■..... | 14 |
| 48 South Carolina ■..... | 7 |
| 34 Arkansas..... | 17 |
| 17 LSU..... | 20 |
| 27 Mississippi ■..... | 3 |
| 49 Kentucky..... | 27 |
| 31 Georgia..... | 30 |
| 28 Alabama ■..... | 18 |
| 10 Wisconsin *..... | 24 |

Nickname: Tigers
Colors: Burnt Orange & Navy Blue
Stadium: Jordan-Hare
Capacity: 87,451; Year Built: 1939
AD: Jay Jacobs
SID: Kirk Sampson

AUGSBURG

Minneapolis, MN 55454III

Coach: Frank Haege, Wis.-Stout 1992
Record: 1 Year, 1-9-0

2005 RESULTS (1-9)

| | |
|--------------------------------|----|
| 26 Wartburg..... | 29 |
| 25 North Central (Ill.) ■..... | 64 |
| 17 St. Thomas (Minn.)..... | 53 |
| 19 Carleton ■..... | 21 |
| 27 Gust. Adolphus..... | 42 |
| 19 Hamline ■..... | 13 |
| 16 St. John's (Minn.)..... | 56 |
| 14 Concordia-M'head ■..... | 48 |
| 14 Bethel (Minn.) *..... | 17 |
| 0 St. Olaf..... | 49 |

Nickname: Auggies
Colors: Maroon & Gray
Stadium: Edor Nelson Field
Capacity: 2,000; Year Built: 1984
AD: Paul Grauer
SID: Don Stoner

AUGUSTANA (ILL.)

Rock Island, IL 61201-2296.....III

Coach: Jim Barnes, Augustana (Ill.) 1981
Record: 11 Years, 85-28-0

2005 RESULTS (10-2)

| | |
|--------------------------------|----|
| 24 Central (Iowa) ■..... | 25 |
| 52 Catholic..... | 26 |
| 45 Wis.-Platteville ■..... | 14 |
| 50 North Park ■..... | 6 |
| 7 Carthage..... | 0 |
| 41 Ill. Wesleyan ■..... | 15 |
| 23 Millikin..... | 0 |
| 64 Elmhurst ■..... | 42 |
| 20 North Central (Ill.) ■..... | 17 |
| 28 Wheaton (Ill.)..... | 7 |
| 49 Lakeland..... | 22 |
| 7 Mount Union..... | 44 |

Nickname: Vikings
Colors: Gold & Blue
Stadium: Ericson Field
Capacity: 3,200; Year Built: 1938
AD: Charles J. Gordon
SID: Dave Wrath

AUGUSTANA (S.D.)

Sioux Falls, SD 57197II

Coach: Brad Salem, Augustana (S.D.) 1992
Record: 1 Year, 6-5-0

2005 RESULTS (6-5)

| | |
|-------------------------------|----|
| 30 Concordia-St. Paul..... | 33 |
| 17 Northern St..... | 16 |
| 45 Southwest Minn. St. ■..... | 3 |
| 47 Minn.-Crookston ■..... | 0 |
| 3 North Dakota..... | 52 |
| 17 South Dakota ■..... | 48 |
| 7 St. Cloud St..... | 34 |
| 24 Neb.-Omaha..... | 50 |

| | |
|-----------------------------|----|
| 26 Minn. Duluth ■..... | 23 |
| 25 Minn. St. Mankato ■..... | 24 |
| 54 Upper Iowa..... | 6 |

Nickname: Vikings
Colors: Navy & Yellow
Stadium: Howard Wood
Capacity: 10,000; Year Built: 1957
AD: Bill Gross
SID: Kevin Ludwig

AURORA

Aurora, IL 60506III

Coach: Rich Duncan, Bethany (W.V.) 1990
Record: 1 Year, 5-5-0

2005 RESULTS (5-5)

| | |
|----------------------------|----|
| 14 Cornell College ■..... | 21 |
| 12 Alma..... | 48 |
| 20 Greenville ■..... | 6 |
| 21 Concordia (Wis.)..... | 26 |
| 25 Benedictine (Ill.)..... | 0 |
| 48 Concordia (Ill.) ■..... | 12 |
| 27 Eureka..... | 7 |
| 0 Lakeland..... | 58 |
| 21 MacMurray ■..... | 14 |
| 7 Valparaiso ■..... | 13 |

Nickname: Spartans
Colors: Royal Blue & White
Stadium: Aurora Field
Capacity: 1,750
AD: Mark Walsh
SID: Brian Kiple

AUSTIN

Sherman, TX 75090-4440.....III

Coach: David Norman, Austin 1983
Record: 12 Years, 43-75-0

2005 RESULTS (1-9)

| | |
|-----------------------------|----|
| 3 Trinity (Tex.) ■..... | 14 |
| 6 McMurry..... | 33 |
| 6 East Tex. Baptist ■..... | 16 |
| 9 Texas Lutheran ■..... | 42 |
| 11 Louisiana Col..... | 55 |
| 19 Mississippi Col. ■..... | 35 |
| 7 Howard Payne..... | 35 |
| 40 Sul Ross St. ■..... | 37 |
| 7 Hardin-Simmons..... | 31 |
| 0 Mary Hardin-Baylor ■..... | 58 |

Nickname: Kangaroos
Colors: Crimson & Gold
Stadium: Jerry Apple
Capacity: 2,500; Year Built: 2000
AD: Timothy P. Millerick
SID: Emily Hansen

AUSTIN PEAY

Clarksville, TN 37044-4576IAA

Coach: Carroll McCray, Gardner-Webb 1983
Record: 3 Years, 8-25-0

2005 RESULTS (2-9)

| | |
|-------------------------------|----|
| 19 Charleston (W.V.)..... | 27 |
| 24 Cumberland (Tenn.) ■..... | 15 |
| 0 Dayton..... | 46 |
| 0 Drake..... | 54 |
| 30 Valparaiso ■..... | 20 |
| 6 Davidson..... | 44 |
| 12 Morehead St..... | 44 |
| 26 Jacksonville ■..... | 33 |
| 3 Mo.-Rolla ■..... | 45 |
| 14 St. Joseph's (Ind.) ■..... | 42 |
| 6 Murray St..... | 42 |

Nickname: Governors
Colors: Red & White
Stadium: Governors
Capacity: 10,000; Year Built: 1946
AD: Dave Loos
SID: Brad Kirtley

AVERETT
Danville, VA 24541III

Coach: Mike Dunlevy, Otterbein 1987
Record: 4 Years, 20-18-0

2005 RESULTS (7-3)

| | |
|----------------------------|----|
| 31 Maryville (Tenn.) | 28 |
| 9 Wesley ■ | 49 |
| 28 Guilford | 21 |
| 40 Ferrum | 55 |
| 28 Methodist ■ | 29 |
| 39 N.C. Wesleyan ■ | 32 |
| 21 Greensboro | 20 |
| 51 Shenandoah ■ | 19 |
| 38 Chris. Newport ■ | 30 |
| 60 Chowan | 32 |

Nickname: Cougars
Colors: Navy & Gold
Stadium: Cougar Den
Capacity: 3,000; Year Built: 2000
AD: Charles S. Harris
SID: Sam Ferguson

BALDWIN-WALLACE
Berea, OH 44017III

Coach: John Snell, Baldwin-Wallace 1987
Record: 4 Years, 28-14-0

2005 RESULTS (4-6)

| | |
|------------------------------|----|
| 23 Allegheny ■ | 17 |
| 17 Ohio Northern | 30 |
| 28 Wilmington (Ohio) ■ | 6 |
| 10 Muskingum | 16 |
| 7 Otterbein | 10 |
| 35 Heidelberg ■ | 22 |
| 0 Capital | 34 |
| 3 Mount Union | 17 |
| 31 Marietta ■ | 32 |
| 17 John Carroll ■ | 14 |

Nickname: Yellow Jackets
Colors: Brown & Gold
Stadium: George Finnie
Capacity: 8,100; Year Built: 1971
AD: Stephen Bankson
SID: Kevin Ruple

BALL ST.
Muncie, IN 47306I-A

Coach: Brady Hoke, Ball St. 1982
Record: 3 Years, 10-24-0

2005 RESULTS (4-7)

| | |
|--------------------------|----|
| 0 Iowa | 56 |
| 31 Bowling Green ■ | 40 |
| 3 Auburn | 63 |
| 0 Boston College | 38 |
| 60 Western Mich. | 57 |
| 14 Toledo ■ | 34 |
| 21 Ohio | 38 |
| 31 Northern Ill. | 17 |
| 23 Akron ■ | 17 |
| 26 Eastern Mich. | 25 |
| 24 Central Mich. ■ | 31 |

Nickname: Cardinals
Colors: Cardinal & White
Stadium: Ball State
Capacity: 22,500; Year Built: 1967
AD: Thomas J. Collins
SID: Joe Hernandez

BATES
Lewiston, ME 04240III

Coach: Mark Harriman, Springfield 1980
Record: 8 Years, 16-48-0

2005 RESULTS (2-6)

| | |
|---------------------------|----|
| 0 Trinity (Conn.) ■ | 47 |
| 7 Tufts ■ | 34 |
| 7 Williams | 8 |

| | |
|-----------------------------|----|
| 30 Wesleyan (Conn.) * | 29 |
| 7 Middlebury ■ | 41 |
| 17 Colby | 24 |
| 14 Bowdoin ■ | 21 |
| 34 Hamilton | 20 |

Nickname: Bobcats
Colors: Garnet & Black
Stadium: Garcelon Field
Capacity: 3,000; Year Built: 1900
AD: Suzanne R. Coffey
SID: Aaron Todd

BAYLOR
Waco, TX 76798-7096I-A

Coach: Guy Morriss, TCU 1973
Record: 5 Years, 20-37-0

2005 RESULTS (5-6)

| | |
|-------------------------|----|
| 28 SMU | 23 |
| 48 Samford ■ | 14 |
| 20 Army | 10 |
| 13 Texas A&M | 16 |
| 23 Iowa St. | 13 |
| 14 Nebraska ■ | 23 |
| 30 Oklahoma | 37 |
| 0 Texas Tech ■ | 28 |
| 0 Texas ■ | 62 |
| 16 Missouri | 31 |
| 44 Oklahoma St. ■ | 34 |

Nickname: Bears
Colors: Green & Gold
Stadium: Floyd Casey
Capacity: 50,000; Year Built: 1950
AD: Ian McCaw
SID: Nick Joos

BECKER
Leicester, MA 01524III

Coach: David Dunn, San Diego 1989
Record: 1 Year, 0-8-0

2005 RESULTS (0-8)

| | |
|---------------------|----|
| 8 Utica | 28 |
| 21 WPI | 52 |
| 49 Mount Ida | 65 |
| 8 Plymouth St. | 31 |
| 13 Hartwick ■ | 42 |
| 7 Bryant | 55 |
| 7 Husson ■ | 43 |
| 13 Husson | 46 |

Nickname: Hawks
Colors: Royal Blue, White & Black
AD: Craig Barnett
SID: Bettiann Michalik

BELOIT
Beloit, WI 53511-5595III

Coach: Ed DeGeorge, Colorado Col. 1964
Record: 29 Years, 135-136-1

2005 RESULTS (5-5)

| | |
|--------------------------|----|
| 28 Carleton ■ | 35 |
| 25 St. Norbert ■ | 27 |
| 12 Lake Forest | 28 |
| 30 Monmouth (Ill.) | 56 |
| 28 Lawrence ■ | 27 |
| 21 Carroll (Wis.) | 31 |
| 38 Knox ■ | 0 |
| 28 Ripon ■ | 22 |
| 27 Illinois Col. | 23 |
| 55 Grinnell | 7 |

Nickname: Buccaneers
Colors: Navy Blue & Gold
Stadium: Strong
Capacity: 3,500; Year Built: 1934
AD: Kim Chandler
SID: Keith E. Domke

BEMIDJI ST.
Bemidji, MN 56601-2699II

Coach: Jeff Tesch, Minn. St. Moorhead 1978
Record: 10 Years, 62-44-0

2005 RESULTS (7-3)

| | |
|--------------------------------|----|
| 42 Minot St. | 17 |
| 28 Minn. St. Mankato ■ | 23 |
| 35 Wis.-River Falls | 19 |
| 48 Concordia-St. Paul | 55 |
| 47 Southwest Minn. St. ■ | 9 |
| 13 Winona St. | 47 |
| 40 Minn.-Crookston | 14 |
| 45 Northern St. ■ | 33 |
| 27 Minn. St. Moorhead ■ | 13 |
| 28 Wayne St. (Neb.) * | 38 |

Nickname: Beavers
Colors: Kelly Green & White
Stadium: BSU
Capacity: 4,000; Year Built: 1937
AD: Rick Goeb
SID: Andy Bartlett

BENEDICT
Columbia, SC 29204II

Coach: John Hendrick, Pittsburgh 1981
Record: 3 Years, 15-18-0

2005 RESULTS (6-5)

| | |
|-----------------------------|----|
| 17 Morehouse | 20 |
| 31 Savannah St. | 14 |
| 26 Johnson C. Smith * | 11 |
| 16 Tuskegee ■ | 31 |
| 24 Fort Valley St. ■ | 35 |
| 22 Clark Atlanta ■ | 21 |
| 21 Stillman | 10 |
| 19 Kentucky St. ■ | 31 |
| 21 Albany St. (Ga.) | 28 |
| 17 Miles | 16 |
| 42 Lane ■ | 20 |

Nickname: Tigers
Colors: Purple & Gold
AD: Willie Washington
SID: Derrick A. Johnson

BENEDICTINE (ILL.)
Lisle, IL 60532-0900III

Coach: Jon Cooper, North Park 1972
Record: 1 Year, 3-7-0

2005 RESULTS (3-7)

| | |
|-------------------------------|----|
| 6 Elmhurst ■ | 52 |
| 27 North Central (Ill.) | 44 |
| 0 Carthage ■ | 52 |
| 7 Lakeland ■ | 45 |
| 33 Greenville | 34 |
| 0 Aurora ■ | 25 |
| 22 Eureka | 13 |
| 49 MacMurray ■ | 22 |
| 14 Concordia (Wis.) ■ | 33 |
| 27 Concordia (Ill.) | 20 |

Nickname: Eagles
Colors: Red & White
Stadium: Sports Complex at Benedictine
Capacity: 3,000; Year Built: 2004
AD: Susan Yasecko
SID: Tony Hamilton

BENTLEY
Waltham, MA 02154-4705II

Coach: Peter Yetten, Boston U. 1971
Record: 18 Years, 133-46-1

2005 RESULTS (7-3)

| | |
|-----------------------------|----|
| 17 East Stroudsburg ■ | 72 |
| 33 Southern Conn. St. | 24 |
| 28 American Int'l ■ | 7 |

| | |
|----------------------|----|
| 50 Merrimack..... | 28 |
| 41 Assumption ■..... | 7 |
| 33 Pace..... | 14 |
| 42 C.W. Post ■..... | 55 |
| 34 Stonehill..... | 7 |
| 49 St. Anselm ■..... | 7 |
| 14 Bryant..... | 27 |

Nickname: Falcons
 Colors: Blue & Gold
 Stadium: Bentley College
 Capacity: 3,200; Year Built: 1990
 AD: Robert DeFelice
 SID: Dick Lipe

BETHANY (W.V.)

Bethany, WV 26032-0417.....III

Coach: Steven Lee, Lock Haven 1978
 Record: 7 Years, 20-49-0

2005 RESULTS (1-9)

| | |
|-----------------------------|----|
| 34 Frank & Marsh. ■..... | 21 |
| 15 Thomas More ■..... | 33 |
| 26 Defiance..... | 29 |
| 7 Thiel..... | 41 |
| 12 Grove City..... | 21 |
| 21 Waynesburg ■..... | 38 |
| 13 Westminster (Pa.) ■..... | 34 |
| 0 Wash. & Jeff..... | 63 |
| 3 Chicago ■..... | 42 |
| 15 Carnegie Mellon ■..... | 30 |

Nickname: Bison
 Colors: Kelly Green & White
 Stadium: Bethany Field
 Capacity: 1,000; Year Built: 1938
 AD: Joe Kurey
 SID: Ernie Horn

BETHEL (MINN.)

St. Paul, MN 55112-6999.....III

Coach: Steve Johnson, Bethel (Minn.) 1980
 Record: 17 Years, 111-60-1

2005 RESULTS (5-5)

| | |
|-----------------------------|----|
| 38 Buena Vista..... | 21 |
| 21 Central (Iowa) ■..... | 29 |
| 25 St. Olaf..... | 27 |
| 27 Hamline ■..... | 0 |
| 9 St. John's (Minn.) ■..... | 30 |
| 30 St. Thomas (Minn.)..... | 13 |
| 12 Concordia-M'head ■..... | 30 |
| 41 Carleton ■..... | 0 |
| 17 Augsburg *..... | 14 |
| 22 Gust. Adolphus..... | 24 |

Nickname: Royals
 Colors: Blue & Gold
 Stadium: Royal
 Capacity: 3,500; Year Built: 1996
 AD: Robert Bjorklund
 SID: Greg Peterson

BETHUNE-COOKMAN

Daytona Beach, FL 32114-3099.....I-AA

Coach: Alvin Wyatt Sr., Bethune-Cookman 1970
 Record: 9 Years, 67-33-0

2005 RESULTS (7-4)

| | |
|------------------------------|----|
| 34 Elizabeth City St. ■..... | 7 |
| 31 Ark.-Pine Bluff ■..... | 17 |
| 24 South Carolina St. *..... | 27 |
| 63 Norfolk St..... | 61 |
| 44 Morgan St. ■..... | 26 |
| 0 Delaware St..... | 17 |
| 56 Savannah St. *..... | 13 |
| 54 N.C. A&T..... | 17 |
| 10 Hampton ■..... | 24 |
| 45 Howard..... | 16 |
| 23 Florida A&M *..... | 26 |

Nickname: Wildcats
 Colors: Maroon & Gold
 Stadium: Municipal
 Capacity: 10,000
 AD: Lynn W. Thompson
 SID: Bryan J. Harvey

BLACKBURN

Carlinville, IL 62626.....III

Coach: Lester B. "Skip" Mathieson, DePauw 1957
 Record: 14 Years, 61-68-0

2005 RESULTS (2-8)

| | |
|------------------------------|----|
| 7 Illinois Col. ■..... | 28 |
| 6 Dubuque..... | 49 |
| 41 Trinity Bible (N.D.)..... | 0 |
| 24 Maranatha Baptist ■..... | 27 |
| 14 Minn.-Morris ■..... | 30 |
| 20 Westminster (Mo.)..... | 35 |
| 50 Principia ■..... | 6 |
| 33 Rockford..... | 47 |
| 12 Crown (Minn.) *..... | 28 |
| 9 MacMurray..... | 35 |

Nickname: Battlin' Beavers
 Colors: Scarlet & Black
 Stadium: Blackburn College
 Capacity: 1,500; Year Built: 1989
 AD: Curtis Campbell
 SID: Mary McNeely

BLOOMSBURG

Bloomsburg, PA 17815.....II

Coach: Danny Hale, West Chester 1968
 Record: 18 Years, 146-52-1

2005 RESULTS (11-1)

| | |
|----------------------------|----|
| 40 Slippery Rock ■..... | 24 |
| 33 Fairmont St..... | 0 |
| 49 Shippensburg ■..... | 21 |
| 63 Lock Haven..... | 0 |
| 27 Indiana (Pa.)..... | 0 |
| 31 East Stroudsburg..... | 24 |
| 12 Kutztown ■..... | 0 |
| 48 Cheyney..... | 14 |
| 40 Mansfield..... | 12 |
| 42 West Chester ■..... | 35 |
| 42 Millersville ■..... | 28 |
| 39 East Stroudsburg ■..... | 52 |

Nickname: Huskies
 Colors: Maroon & Gold
 Stadium: Redman
 Capacity: 5,000; Year Built: 1974
 AD: Mary Gardner
 SID: Tom McGuire

BLUFFTON

Bluffton, OH 45817-2104.....III

Coach: Greg Brooks, Ohio 1977
 Record: 3 Years, 10-20-0

2005 RESULTS (3-7)

| | |
|---------------------------|----|
| 20 Centre..... | 27 |
| 31 Hiram..... | 6 |
| 0 Thiel ■..... | 42 |
| 21 Adrian ■..... | 45 |
| 59 Manchester..... | 7 |
| 10 Anderson (Ind.) ■..... | 13 |
| 33 Hanover..... | 19 |
| 14 Mt. St. Joseph ■..... | 56 |
| 21 Franklin..... | 24 |
| 14 Defiance ■..... | 41 |

Nickname: Beavers
 Colors: Royal Purple & White
 Stadium: Salzman
 Capacity: 3,000; Year Built: 1993
 AD: Phill Talavinia
 SID: Ben Risinger

BOISE ST.

Boise, ID 83725-1020.....I-AA

Coach: Dan Hawkins, UC Davis 1984
 Record: 10 Years, 93-22-1

2005 RESULTS (9-4)

| | |
|--------------------------|----|
| 13 Georgia..... | 48 |
| 27 Oregon St..... | 30 |
| 48 Bowling Green ■..... | 20 |
| 44 Hawaii..... | 41 |
| 21 Portland St. ■..... | 14 |
| 38 San Jose St. ■..... | 21 |
| 45 Utah St..... | 21 |
| 49 Nevada ■..... | 14 |
| 56 New Mexico St. ■..... | 6 |
| 7 Fresno St..... | 27 |
| 70 Idaho ■..... | 35 |
| 30 Louisiana Tech..... | 13 |
| 21 Boston College ■..... | 27 |

Nickname: Broncos
 Colors: Blue & Orange
 Stadium: Bronco
 Capacity: 30,000; Year Built: 1970
 AD: Gene Bleymaier
 SID: Max Corbet

BOSTON COLLEGE

Chestnut Hill, MA 02467-3861.....I-AA

Coach: Tom O'Brien, Navy 1971
 Record: 9 Years, 66-42-0

2005 RESULTS (9-3)

| | |
|------------------------------|----|
| 20 Brigham Young..... | 3 |
| 44 Army ■..... | 7 |
| 17 Florida St. ■..... | 28 |
| 16 Clemson..... | 13 |
| 38 Ball St. ■..... | 0 |
| 28 Virginia ■..... | 17 |
| 35 Wake Forest ■..... | 30 |
| 10 Virginia Tech..... | 30 |
| 14 North Carolina..... | 16 |
| 30 North Carolina St. ■..... | 10 |
| 31 Maryland..... | 16 |
| 27 Boise St..... | 21 |

Nickname: Eagles
 Colors: Maroon & Gold
 Stadium: Alumni
 Capacity: 44,500; Year Built: 1957
 AD: Gene DeFilippo
 SID: Chris Cameron

BOWDOIN

Brunswick, ME 04011.....III

Coach: Dave Caputi, Middlebury 1981
 Record: 6 Years, 10-38-0

2005 RESULTS (6-2)

| | |
|----------------------------|----|
| 22 Middlebury ■..... | 21 |
| 16 Amherst..... | 13 |
| 10 Tufts..... | 8 |
| 21 Hamilton ■..... | 7 |
| 3 Trinity (Conn.)..... | 23 |
| 35 Wesleyan (Conn.) ■..... | 10 |
| 21 Bates..... | 14 |
| 3 Colby ■..... | 28 |

Nickname: Polar Bears
 Colors: White
 Stadium: Whittier Field
 Capacity: 6,000; Year Built: 1896
 AD: Jeffrey H. Ward
 SID: Jim Caton

BOWIE ST.

Bowie, MD 20715-9465.....II

Coach: Mike Lynn, Morgan St. 1990
 Record: 2 Years, 13-9-0

2005 RESULTS (8-4)

| | |
|----------------------------|---|
| 40 West Virginia St..... | 7 |
| 12 Johnson C. Smith ■..... | 9 |

| | |
|----------------------------|----|
| 35 Morgan St. | 21 |
| 33 Livingstone ■..... | 15 |
| 19 N.C. Central..... | 38 |
| 20 Shaw ■..... | 22 |
| 13 Elizabeth City St. | 8 |
| 21 St. Paul's ■..... | 7 |
| 42 Virginia Union | 14 |
| 27 Virginia St. | 17 |
| 23 N.C. Central * | 26 |
| 26 Tuskegee * | 28 |

Nickname: Bulldogs
 Colors: Black & Gold
 Stadium: Bulldog
 Capacity: 6,000; Year Built: 1992
 AD: Derek Carter
 SID: Gregory C. Goings

BOWLING GREEN

Bowling Green, OH 43403I-A

Coach: Gregg Brandon, Northern Colo. 1978
 Record: 3 Years, 26-11-0

2005 RESULTS (6-5)

| | |
|-------------------------|----|
| 42 Wisconsin | 56 |
| 40 Ball St. | 31 |
| 20 Boise St. | 48 |
| 70 Temple ■..... | 7 |
| 38 Ohio ■..... | 14 |
| 27 Buffalo | 7 |
| 14 Western Mich. ■..... | 45 |
| 14 Akron ■..... | 24 |
| 24 Kent St. | 14 |
| 42 Miami (Ohio)..... | 14 |
| 41 Toledo ■..... | 44 |

Nickname: Falcons
 Colors: Orange & Brown
 Stadium: Doyt Perry
 Capacity: 28,599; Year Built: 1966
 AD: Paul Krebs
 SID: J.D. Campbell

BRIDGEWATER (VA.)

Bridgewater, VA 22812-1599III

Coach: Michael Clark, Cincinnati 1980
 Record: 11 Years, 75-48-1

2005 RESULTS (10-2)

| | |
|--------------------------|----|
| 35 McDaniel ■..... | 36 |
| 49 Shenandoah | 20 |
| 56 Hanover * | 42 |
| 31 Hampden-Sydney..... | 24 |
| 62 Guilford ■..... | 46 |
| 31 Emory & Henry | 17 |
| 17 Wash. & Lee | 13 |
| 53 Randolph-Macon ■..... | 20 |
| 50 Catholic ■..... | 30 |
| 30 Wash. & Jeff. ■..... | 21 |
| 24 Thiel..... | 13 |
| 7 Wesley | 46 |

Nickname: Eagles
 Colors: Cardinal & Vegas Gold
 Stadium: Jopson Field
 Capacity: 3,500; Year Built: 1971
 AD: Curtis L. Kendall
 SID: Steve Cox

BRIDGEWATER ST.

Bridgewater, MA 02325-9998III

Coach: Chuck Denune, Heidelberg 1998
 Record: 1 Year, 9-1-0

2005 RESULTS (9-1)

| | |
|--------------------------|----|
| 42 Nichols ■..... | 18 |
| 48 Mass.-Dartmouth | 7 |
| 57 Framingham St. ■..... | 0 |
| 21 Fitchburg St. | 28 |
| 33 Maine Maritime ■..... | 24 |
| 32 Westfield St. | 7 |

| | |
|--------------------------|----|
| 64 Salve Regina ■..... | 28 |
| 24 Worcester St. | 20 |
| 42 Mass. Maritime ■..... | 6 |
| 34 Fitchburg St. | 17 |

Nickname: Bears
 Colors: Crimson & White
 Stadium: Ed Swenson Field
 Capacity: 2,000; Year Built: 1974
 AD: John C. Harper
 SID: Michael Holbrook

BRIGHAM YOUNG

Provo, UT 84602.....I-A

Coach: Bronco Mendenhall, Oregon St. 1988
 Record: 1 Year, 6-6-0

2005 RESULTS (6-6)

| | |
|-------------------------|----|
| 3 Boston College ■..... | 20 |
| 45 Eastern Ill. ■..... | 10 |
| 50 TCU ■..... | 51 |
| 10 San Diego St. | 31 |
| 27 New Mexico | 24 |
| 24 Colorado St. ■..... | 14 |
| 23 Notre Dame | 49 |
| 62 Air Force ■..... | 41 |
| 55 UNLV..... | 14 |
| 35 Wyoming..... | 21 |
| 34 Utah ■..... | 41 |
| 28 California * | 35 |

Nickname: Cougars
 Colors: Dark Blue & White
 Stadium: LaVell Edwards
 Capacity: 64,045; Year Built: 1964
 AD: Tom Holmoe
 SID: Jeff Reynolds

BROCKPORT ST.

Brockport, NY 14420-2989III

Coach: Rocco Salomone, Brockport St. 1988
 Record: 11 Years, 72-40-1

2005 RESULTS (5-5)

| | |
|-------------------------|----|
| 10 Cortland St. ■..... | 20 |
| 30 Salisbury ■..... | 35 |
| 14 Apprentice..... | 7 |
| 19 Frostburg St. ■..... | 14 |
| 17 Ithaca..... | 42 |
| 14 St. John Fisher..... | 28 |
| 47 Wesley ■..... | 0 |
| 0 Rowan..... | 22 |
| 27 TCNJ..... | 0 |
| 25 Buffalo St. | 19 |

Nickname: Golden Eagles
 Colors: Green & Gold
 Stadium: Special Olympics
 Capacity: 10,000; Year Built: 1979
 AD: Linda J. Case
 SID: Kelly Vergin

BROWN

Providence, RI 02912.....I-AA

Coach: Phil Estes, New Hampshire 1981
 Record: 8 Years, 51-28-0

2005 RESULTS (9-1)

| | |
|------------------------|----|
| 34 Georgetown | 3 |
| 35 Harvard | 38 |
| 45 Rhode Island ■..... | 35 |
| 37 Fordham ■..... | 14 |
| 31 Princeton ■..... | 28 |
| 38 Cornell..... | 24 |
| 34 Penn ■..... | 20 |
| 38 Yale..... | 21 |
| 24 Dartmouth ■..... | 14 |
| 52 Columbia..... | 21 |

Nickname: Bears
 Colors: Brown, Red & White
 Stadium: Brown
 Capacity: 20,000; Year Built: 1925
 AD: Michael Goldberger
 SID: Christopher Humm

BRYANT

Smithfield, RI 02917-1284II

Coach: Marty Fine, Western N.M. 1984
 Record: 4 Years, 21-19-0

2005 RESULTS (7-3)

| | |
|----------------------------|----|
| 21 American Int'l ■..... | 0 |
| 40 Merrimack..... | 41 |
| 48 Assumption..... | 38 |
| 20 Pace ■..... | 19 |
| 15 C.W. Post..... | 37 |
| 24 Stonehill ■..... | 12 |
| 27 St. Anselm..... | 0 |
| 55 Becker..... | 7 |
| 27 Bentley ■..... | 14 |
| 35 Southern Conn. St. | 77 |

Nickname: Bulldogs
 Colors: Black, Gold & White
 Stadium: Bulldog
 Capacity: 4,400; Year Built: 1999
 AD: John T. Ruppert
 SID: Jason Sullivan

BUCKNELL

Lewisburg, PA 17837.....I-AA

Coach: Tim Landis, Randolph-Macon 1986
 Record: 13 Years, 67-72-1

2005 RESULTS (1-10)

| | |
|----------------------|----|
| 16 Georgetown ■..... | 19 |
| 18 Stony Brook..... | 21 |
| 7 Cornell..... | 24 |
| 27 Marist ■..... | 7 |
| 7 Penn..... | 53 |
| 10 Villanova ■..... | 38 |
| 10 Lehigh ■..... | 42 |
| 20 Lafayette..... | 33 |
| 21 Fordham..... | 28 |
| 10 Colgate..... | 16 |
| 33 Holy Cross ■..... | 51 |

Nickname: Bison
 Colors: Orange & Blue
 Stadium: Christy Mathewson
 Capacity: 13,100; Year Built: 1924
 AD: John P. Hardt
 SID: Jon Terry

BUENA VISTA

Storm Lake, IA 50588-9990III

Coach: Steve Osterberger, Drake 1990
 Record: 6 Years, 32-28-0

2005 RESULTS (5-5)

| | |
|---------------------------|----|
| 21 Bethel (Minn.) ■..... | 38 |
| 14 Loras ■..... | 0 |
| 13 Cornell College ■..... | 13 |
| 14 Wartburg..... | 38 |
| 14 Coe ■..... | 45 |
| 14 Waldorf..... | 3 |
| 26 Luther..... | 21 |
| 23 Simpson..... | 31 |
| 27 Dubuque ■..... | 24 |
| 6 Central (Iowa)..... | 28 |

Nickname: Beavers
 Colors: Navy Blue & Gold
 Stadium: J. Leslie Rollins
 Capacity: 3,500; Year Built: 1980
 AD: Jan Travis
 SID: Nick Huber

BUFFALO

Buffalo, NY 14260.....I-A

Coach: Jim Hoffer, Cornell 1979
 Record: 13 Years, 52-85-0

2005 RESULTS (1-10)

| | |
|----------------------|----|
| 0 Connecticut..... | 38 |
| 0 Syracuse..... | 31 |
| 3 Rutgers ■..... | 17 |
| 21 Western Mich..... | 31 |

| | |
|-------------------------|----|
| 7 Akron ■..... | 13 |
| 7 Bowling Green ■..... | 27 |
| 15 Toledo..... | 38 |
| 20 Ohio ■..... | 34 |
| 13 Miami (Ohio)..... | 54 |
| 10 Kent St..... | 6 |
| 14 Eastern Mich. ■..... | 38 |

Nickname: Bulls
 Colors: Royal Blue & White
 Stadium: UB Stadium
 Capacity: 29,013; Year Built: 1993
 AD: Warde Manuel
 SID: Paul Vecchio

BUFFALO ST.

Buffalo, NY 14222-1095III

Coach: Paul Shaffner, Ithaca 1982
 Record: 6 Years, 25-36-0

2005 RESULTS (3-6)

| | |
|-------------------------|----|
| 21 Ithaca ■..... | 38 |
| 9 Wesley..... | 45 |
| 27 Cortland St..... | 20 |
| 26 Frostburg St..... | 27 |
| 20 Salisbury..... | 66 |
| 27 Apprentice ■..... | 0 |
| 34 Plymouth St. ■..... | 22 |
| 3 Thiel..... | 21 |
| 19 Brockport St. ■..... | 25 |

Nickname: Bengals
 Colors: Orange & Black
 Stadium: Coyer Field
 Capacity: 3,000; Year Built: 1964
 AD: Jerry S. Boyes
 SID: Jeff Ventura

BUTLER

Indianapolis, IN 46208-3485IAA

Coach: Kit Cartwright, Bowling Green 1976
 Record: 4 Years, 7-36-0

2005 RESULTS (0-11)

| | |
|------------------------------|----|
| 23 Albion ■..... | 28 |
| 7 Tiffin..... | 30 |
| 13 Robert Morris..... | 49 |
| 21 Jacksonville..... | 55 |
| 10 Morehead St. ■..... | 58 |
| 7 San Diego..... | 49 |
| 21 Valparaiso ■..... | 34 |
| 7 St. Joseph's (Ind.) ■..... | 23 |
| 10 Drake..... | 56 |
| 7 Dayton ■..... | 41 |
| 28 Mo.-Rolla ■..... | 45 |

Nickname: Bulldogs
 Colors: Blue & White
 Stadium: Butler Bowl
 Capacity: 19,000; Year Built: 1927
 AD: John C. Parry
 SID: Jim McGrath

C.W. POST

Brookville, NY 11548II

Coach: Bryan Collins, St. John's (N.Y.) 1987
 Record: 8 Years, 73-17-0

2005 RESULTS (10-3)

| | |
|------------------------------|----|
| 48 Pace..... | 6 |
| 49 East Stroudsburg ■..... | 66 |
| 56 Stonehill ■..... | 7 |
| 73 St. Anselm..... | 17 |
| 37 Bryant ■..... | 15 |
| 55 Bentley..... | 42 |
| 35 Southern Conn. St. ■..... | 49 |
| 38 American Int'l..... | 7 |
| 41 Merrimack ■..... | 7 |
| 40 Assumption..... | 7 |
| 24 West Chester ■..... | 20 |
| 28 Shepherd..... | 21 |
| 28 East Stroudsburg..... | 55 |

Nickname: Pioneers
 Colors: Green & Gold
 Stadium: Hickox Field
 Capacity: 5,000; Year Built: 1966
 AD: Vincent Salamone
 SID: Brad Sullivan

CALIFORNIA

Berkeley, CA 94720IA

Coach: Jeff Tedford, Fresno St. 1983
 Record: 4 Years, 33-17-0

2005 RESULTS (8-4)

| | |
|-------------------------------|----|
| 41 Sacramento St. ■..... | 3 |
| 56 Washington..... | 17 |
| 35 Illinois ■..... | 20 |
| 41 New Mexico St..... | 13 |
| 28 Arizona ■..... | 0 |
| 40 UCLA..... | 47 |
| 20 Oregon St. ■..... | 23 |
| 42 Washington St. ■..... | 38 |
| 20 Oregon..... | 27 |
| 10 Southern California ■..... | 35 |
| 27 Stanford..... | 3 |
| 35 Brigham Young *..... | 28 |

Nickname: Golden Bears
 Colors: Blue & Gold
 Stadium: Memorial
 Capacity: 67,537; Year Built: 1923
 AD: Sandy Barbour
 SID: Herb Benenson

UC DAVIS

(Reclassifying to Div. I-AA)

Davis, CA 95616-8674II

Coach: Bob Biggs, UC Davis 1973
 Record: 13 Years, 108-43-1

2005 RESULTS (6-5)

| | |
|----------------------------|----|
| 13 New Hampshire ■..... | 17 |
| 12 Portland St. ■..... | 14 |
| 20 Stanford..... | 17 |
| 37 Sacramento St..... | 7 |
| 14 South Dakota St. *..... | 16 |
| 33 Southern Utah ■..... | 21 |
| 20 North Dakota St..... | 14 |
| 20 Cal Poly ■..... | 13 |
| 17 Stephen F. Austin..... | 27 |
| 7 Eastern Wash..... | 24 |
| 24 Northern Colo. ■..... | 14 |

Nickname: Aggies
 Colors: Yale Blue & Gold
 Stadium: Toomey Field
 Capacity: 10,111; Year Built: 1949
 AD: Greg Warzecka
 SID: Mike Robles

CALIFORNIA (PA.)

California, PA 15419II

Coach: John Luckhardt, Purdue 1968
 Record: 21 Years, 161-55-2

2005 RESULTS (8-2)

| | |
|------------------------|----|
| 42 Fairmont St. ■..... | 6 |
| 88 Mansfield..... | 12 |
| 15 Monmouth..... | 16 |
| 43 Clarion ■..... | 7 |
| 21 Slippery Rock..... | 28 |
| 36 Edinboro ■..... | 26 |
| 41 Shippensburg..... | 13 |
| 49 Cheyney ■..... | 3 |
| 48 Lock Haven ■..... | 7 |
| 38 Indiana (Pa.)..... | 23 |

Nickname: Vulcans
 Colors: Red & Black
 Stadium: Hepner-Bailey Field at Adamson Stadium
 Capacity: 5,000; Year Built: 1970
 AD: Thomas G. Pucci
 SID: Tom Byrnes

CAL LUTHERAN

Thousand Oaks, CA 91360-2787III

Coach: Scott Squires, Pacific Lutheran 1988
 Record: 10 Years, 49-41-0

2005 RESULTS (8-1)

| | |
|----------------------------|----|
| 42 Pacific Lutheran ■..... | 35 |
| 9 Occidental..... | 41 |
| 45 Pomona-Pitzer..... | 21 |
| 54 Menlo..... | 0 |
| 35 La Verne..... | 7 |
| 25 Claremont-M-S ■..... | 10 |
| 34 Redlands..... | 22 |
| 27 Whittier ■..... | 14 |
| 59 Chapman..... | 20 |

Nickname: Kingsmen
 Colors: Violet & Gold
 Stadium: Mt. Clef
 Capacity: 2,000; Year Built: 1962
 AD: Daniel E. Kuntz
 SID: Scott Flanders

CAL POLY

San Luis Obispo, CA 93407IAA

Coach: Rich Ellerson, Hawaii 1977
 Record: 6 Years, 38-30-0

2005 RESULTS (9-4)

| | |
|----------------------------|----|
| 10 Troy..... | 27 |
| 37 Sacramento St. ■..... | 13 |
| 38 Montana St. ■..... | 10 |
| 24 South Dakota St..... | 16 |
| 31 Northern Colo..... | 14 |
| 37 North Dakota St. ■..... | 6 |
| 27 Montana..... | 36 |
| 13 UC Davis..... | 20 |
| 40 Eastern Wash. ■..... | 35 |
| 20 Southern Utah ■..... | 10 |
| 35 Idaho St. ■..... | 10 |
| 35 Montana..... | 21 |
| 7 Texas St..... | 14 |

Nickname: Mustangs
 Colors: Green & Gold
 Stadium: Mustang
 Capacity: 8,500; Year Built: 1935
 AD: Alison Cone
 SID: Eric Burdick

CAPITAL

Columbus, OH 43209III

Coach: Jim Collins, Wittenberg 1987
 Record: 12 Years, 51-72-0

2005 RESULTS (10-3)

| | |
|------------------------------|----|
| 54 Wittenberg..... | 0 |
| 14 Otterbein..... | 17 |
| 66 Heidelberg ■..... | 0 |
| 24 Mount Union..... | 42 |
| 41 Marietta ■..... | 10 |
| 30 Muskingum..... | 13 |
| 34 Baldwin-Wallace ■..... | 0 |
| 16 Ohio Northern..... | 14 |
| 19 John Carroll ■..... | 7 |
| 48 Wilmington (Ohio) ■..... | 10 |
| 21 North Central (Ill.)..... | 19 |
| 14 Wabash..... | 11 |
| 31 Mount Union..... | 34 |

Nickname: Crusaders
 Colors: Purple & White
 Stadium: Bernlohr
 Capacity: 3,000; Year Built: 2001
 AD: Roger Welsh
 SID: Leonard Reich

CARLETON

Northfield, MN 55057III

Coach: Chris Brann, West Va. Wesleyan 1991
 Record: 5 Years, 9-41-0

2005 RESULTS (4-6)

| | |
|---------------------------|----|
| 35 Beloit..... | 28 |
| 7 St. John's (Minn.)..... | 41 |

| | |
|------------------------|----|
| 31 Concordia-M'head ■ | 39 |
| 21 Augsburg | 19 |
| 14 St. Olaf | 44 |
| 31 Macalester | 7 |
| 7 St. Thomas (Minn.) ■ | 21 |
| 0 Bethel (Minn.) | 41 |
| 12 Gust. Adolphus | 31 |
| 20 Hamline ■ | 19 |

Nickname: Knights
 Colors: Maize & Blue
 Stadium: Laird
 Capacity: 7,500; Year Built: 1926
 AD: Leon Lunder
 SID: Eric Sieger

CARNEGIE MELLON

Pittsburgh, PA 15213-3890III

Coach: Rich Lackner, Carnegie Mellon 1979
 Record: 20 Years, 138-59-2

2005 RESULTS (5-5)

| | |
|--------------------------|----|
| 45 Hiram ■ | 0 |
| 20 Grove City | 16 |
| 6 Johns Hopkins ■ | 9 |
| 0 Frank & Marsh | 6 |
| 63 Colorado Col. | 28 |
| 6 Chicago | 35 |
| 7 Washington-St. Louis ■ | 28 |
| 23 Case Reserve ■ | 20 |
| 30 Bethany (W.V.) | 15 |
| 48 Thiel ■ | 50 |

Nickname: Tartans
 Colors: Cardinal, White & Grey
 Stadium: Gesling
 Capacity: 3,500; Year Built: 1990
 AD: Susan Bassett
 SID: Mark Fisher

CARROLL (WIS.)

Waukesha, WI 53186-5593III

Coach: Jeff Voris, DePauw 1989
 Record: 5 Years, 15-34-0

2005 RESULTS (6-4)

| | |
|----------------------|----|
| 10 Carthage ■ | 14 |
| 31 Knox ■ | 0 |
| 52 Illinois Col. | 28 |
| 36 Lawrence | 38 |
| 42 Ripon ■ | 13 |
| 31 Beloit ■ | 21 |
| 28 St. Norbert | 48 |
| 40 Lake Forest | 13 |
| 27 Monmouth (Ill.) ■ | 35 |
| 42 Grinnell | 20 |

Nickname: Pioneers
 Colors: Orange & White
 Stadium: Van Male Field
 Capacity: 4,200; Year Built: 1976
 AD: Kris Jacobsen
 SID: Rick Mobley

CARSON-NEWMAN

Jefferson City, TN 37760II

Coach: Ken Sparks, Carson-Newman 1968
 Record: 26 Years, 251-59-2

2005 RESULTS (8-2)

| | |
|--------------------|----|
| 45 Shaw | 24 |
| 14 West Ga. * | 10 |
| 71 West Va. Tech * | 9 |
| 7 Mars Hill | 14 |
| 41 Newberry | 28 |
| 3 Presbyterian ■ | 37 |
| 38 Tusculum | 0 |
| 33 Lenoir-Rhyne ■ | 6 |
| 33 Catawba ■ | 21 |
| 47 Wingate | 14 |

Nickname: Eagles
 Colors: Orange & Blue
 Stadium: Burke-Tarr
 Capacity: 5,000; Year Built: 1966
 AD: David W. Barger
 SID: Marlin Curnutt

CARTHAGE

Kenosha, WI 53140III

Coach: Tim Rucks, Carthage 1983
 Record: 16 Years, 65-84-4

2005 RESULTS (7-3)

| | |
|-------------------------|----|
| 14 Carroll (Wis.) | 10 |
| 20 Lakeland ■ | 16 |
| 52 Benedictine (Ill.) | 0 |
| 19 Millikin | 7 |
| 0 Augustana (Ill.) ■ | 7 |
| 24 North Central (Ill.) | 43 |
| 23 North Park ■ | 3 |
| 14 Wheaton (Ill.) | 30 |
| 42 Ill. Wesleyan ■ | 7 |
| 41 Elmhurst | 20 |

Nickname: Redmen
 Colors: Red, White & Black
 Stadium: Art Keller Field
 Capacity: 1,681; Year Built: 1965
 AD: Robert R. Bonn
 SID: Steve Marovich

CASE RESERVE

Cleveland, OH 44106III

Coach: Greg Debeljak, John Carroll 1988
 Record: 2 Years, 8-12-0

2005 RESULTS (3-7)

| | |
|--------------------------|----|
| 30 Oberlin | 27 |
| 20 Denison ■ | 6 |
| 19 Kenyon | 8 |
| 21 Wooster ■ | 38 |
| 13 Defiance ■ | 14 |
| 7 Washington-St. Louis ■ | 28 |
| 0 Alfred ■ | 14 |
| 20 Carnegie Mellon | 23 |
| 7 Chicago | 14 |
| 10 Wash. & Lee | 34 |

Nickname: Spartans
 Colors: Blue, Gray & White
 Stadium: E.L. Finnigan Field
 Capacity: 3,000; Year Built: 1968
 AD: David L. Diles
 SID: Greg Jantz

CATAWBA

Salisbury, NC 28144-2488II

Coach: Chip Hester, Guilford 1992
 Record: 4 Years, 30-14-0

2005 RESULTS (6-5)

| | |
|--------------------|----|
| 20 Winston-Salem | 10 |
| 38 Livingstone ■ | 6 |
| 37 Virginia St. | 18 |
| 16 Indiana (Pa.) ■ | 19 |
| 7 Presbyterian | 37 |
| 31 Mars Hill ■ | 0 |
| 30 Wingate | 24 |
| 37 Newberry ■ | 43 |
| 28 Tusculum ■ | 20 |
| 21 Carson-Newman | 33 |
| 13 Lenoir-Rhyne ■ | 17 |

Nickname: Indians
 Colors: Blue & White
 Stadium: Shuford
 Capacity: 4,500; Year Built: 1926
 AD: Dennis Davidson
 SID: Jim Lewis

CATHOLIC

Washington, DC 20064III

Coach: Tom Clark, Maryland 1986
 Record: 9 Years, 58-32-1

2005 RESULTS (2-8)

| | |
|-----------------------|----|
| 0 Shenandoah ■ | 12 |
| 26 Augustana (Ill.) ■ | 52 |
| 36 McDaniel | 37 |
| 28 Randolph-Macon ■ | 24 |

| | |
|----------------------|----|
| 24 Wash. & Lee | 27 |
| 41 La Salle ■ | 34 |
| 21 Hampden-Sydney ■ | 28 |
| 21 Emory & Henry ■ | 24 |
| 42 Guilford ■ | 49 |
| 30 Bridgewater (Va.) | 50 |

Nickname: Cardinals
 Colors: Cardinal Red & Black
 Stadium: Dufour Field
 Capacity: 3,500; Year Built: 1985
 AD: Mike Allen
 SID: Chris Panter

CENTRAL (IOWA)

Pella, IA 50219III

Coach: Jeff Martin, Central (Iowa) 1990
 Record: 2 Years, 15-6-0

2005 RESULTS (9-2)

| | |
|----------------------|----|
| 25 Augustana (Ill.) | 24 |
| 29 Bethel (Minn.) | 21 |
| 14 Coe ■ | 17 |
| 21 Loras | 0 |
| 10 Simpson | 7 |
| 41 Cornell College ■ | 6 |
| 40 Luther ■ | 35 |
| 45 Dubuque | 28 |
| 37 Wartburg | 20 |
| 28 Buena Vista ■ | 6 |
| 14 Wis.-Whitewater | 34 |

Nickname: Dutch
 Colors: Red & White
 Stadium: Kuyper
 Capacity: 5,000; Year Built: 1977
 AD: Al Dorenkamp
 SID: Larry Happel

CENTRAL ARK.

(Reclassifying to Div. I-AA)

Conway, AR 72035-0001II

Coach: Clint Conque, Nicholls St. 1983
 Record: 6 Years, 44-26-0

2005 RESULTS (11-3)

| | |
|----------------------|----|
| 51 Eastern N.M. * | 0 |
| 34 Tenn.-Martin | 35 |
| 31 Southern Ark. ■ | 7 |
| 55 Henderson St. ■ | 7 |
| 7 Valdosta St. | 12 |
| 29 North Ala. ■ | 26 |
| 41 Harding | 21 |
| 41 Delta St. ■ | 31 |
| 51 Ouachita Baptist | 6 |
| 56 Ark.-Monticello ■ | 7 |
| 49 Arkansas Tech | 17 |
| 28 Albany St. (Ga.) | 20 |
| 52 Presbyterian | 28 |
| 38 North Ala. ■ | 41 |

Nickname: Bears
 Colors: Purple & Gray
 Stadium: Estes
 Capacity: 8,500; Year Built: 1939
 AD: John Thompson
 SID: Steve East

CENTRAL CONN. ST.

New Britain, CT 06050-4010I-AA

Coach: Tom Masella, Wagner 1981
 Record: 4 Years, 17-26-0

2005 RESULTS (7-4)

| | |
|----------------------|----|
| 24 Colgate | 22 |
| 10 Rhode Island ■ | 56 |
| 22 Marist | 31 |
| 14 Albany (N.Y.) ■ | 13 |
| 56 St. Peter's ■ | 20 |
| 28 St. Francis (Pa.) | 31 |
| 21 Robert Morris ■ | 14 |
| 38 Wagner | 34 |
| 15 Monmouth ■ | 13 |
| 24 Sacred Heart | 17 |
| 21 Stony Brook | 23 |

Nickname: Blue Devils
 Colors: Blue & White
 Stadium: Arute Field
 Capacity: 3,000; Year Built: 2001
 AD: Charles Jones Jr.
 SID: Thomas Pincince

UCF

Orlando, FL 32816-3555I-A

Coach: George O'Leary, New Hampshire 1969
 Record: 9 Years, 60-49-0

2005 RESULTS (8-5)

| | | |
|----|---------------------|----|
| 15 | South Carolina..... | 24 |
| 14 | South Fla..... | 31 |
| 23 | Marshall ■..... | 13 |
| 24 | La-Lafayette..... | 21 |
| 38 | Memphis ■..... | 17 |
| 31 | Southern Miss..... | 52 |
| 34 | Tulane ■..... | 24 |
| 30 | East Caro..... | 20 |
| 31 | Houston ■..... | 29 |
| 27 | UAB..... | 21 |
| 31 | Rice..... | 28 |
| 27 | Tulsa ■..... | 44 |
| 48 | Nevada *..... | 49 |

Nickname: Golden Knights
 Colors: Black & Gold
 Stadium: Florida Citrus
 Capacity: 70,188; Year Built: 1936
 AD: Steve Orsini
 SID: Jason Baum

CENTRAL MICH.

Mount Pleasant, MI 48859-0001I-A

Coach: Brian Kelly, Assumption 1983
 Record: 15 Years, 128-47-2

2005 RESULTS (6-5)

| | | |
|----|----------------------|----|
| 13 | Indiana ■..... | 20 |
| 38 | Miami (Ohio)..... | 37 |
| 3 | Penn St..... | 40 |
| 20 | Eastern Mich. ■..... | 23 |
| 31 | Akron..... | 17 |
| 14 | Army..... | 10 |
| 37 | Ohio ■..... | 10 |
| 21 | Toledo ■..... | 17 |
| 28 | Northern Ill. ■..... | 31 |
| 24 | Western Mich..... | 31 |
| 31 | Ball St..... | 24 |

Nickname: Chippewas
 Colors: Maroon & Gold
 Stadium: Kelly-Shorts
 Capacity: 30,199; Year Built: 1972
 AD: Herbert W. Deromedi
 SID: Don Helinski

CENTRAL MO. ST.

Warrensburg, MO 64093II

Coach: Willie Fritz, Pittsburg St. 1983
 Record: 9 Years, 70-30-0

2005 RESULTS (7-3)

| | | |
|----|-------------------------|----|
| 14 | Adams St. ■..... | 6 |
| 83 | Lincoln (Mo.) ■..... | 0 |
| 27 | Washburn..... | 42 |
| 69 | Truman ■..... | 17 |
| 10 | Mo. Western St..... | 13 |
| 45 | Southwest Baptist..... | 7 |
| 27 | Mo. Southern St. ■..... | 24 |
| 21 | Northwest Mo. St..... | 31 |
| 21 | Emporia St..... | 14 |
| 83 | Pittsburg St. ■..... | 21 |

Nickname: Mules
 Colors: Cardinal & Black
 Stadium: Audrey J. Walton
 Capacity: 10,000; Year Built: 1995
 AD: Jerry M. Hughes
 SID: Joe Moore

CENTRAL OKLA.

Edmond, OK 73034II

Coach: Chuck Langston, Oklahoma 1995
 Record: 3 Years, 20-12-0

2005 RESULTS (3-7)

| | | |
|----|----------------------------|----|
| 7 | Mo. Western St..... | 26 |
| 49 | Abilene Christian..... | 37 |
| 31 | West Tex. A&M ■..... | 44 |
| 16 | Angelo St..... | 20 |
| 3 | Tex. A&M-Commerce..... | 17 |
| 37 | Southwestern Okla. ■..... | 20 |
| 38 | Tex. A&M-Kingsville ■..... | 41 |
| 39 | East Central..... | 42 |
| 24 | Southeastern Okla..... | 31 |
| 37 | Northeastern St. ■..... | 10 |

Nickname: Bronchos
 Colors: Bronze & Blue
 Stadium: Wantland
 Capacity: 10,000; Year Built: 1965
 AD: Bill Farley
 SID: Mike Kirk

CENTRAL WASH.

Ellensburg, WA 98926II

Coach: John Zamberlin, Pacific Lutheran 1979
 Record: 9 Years, 57-36-0

2005 RESULTS (8-2)

| | | |
|----|----------------------|----|
| 20 | North Dakota ■..... | 44 |
| 56 | Western Mont. ■..... | 0 |
| 21 | Neb.-Omaha..... | 28 |
| 48 | Washburn ■..... | 42 |
| 48 | Western Ore..... | 17 |
| 37 | Western Wash. *..... | 17 |
| 30 | Humboldt St. ■..... | 7 |
| 61 | Western Ore. ■..... | 33 |
| 31 | Western Wash..... | 28 |
| 28 | Humboldt St..... | 14 |

Nickname: Wildcats
 Colors: Crimson & Black
 Stadium: Tomlinson
 Capacity: 4,000; Year Built: 1941
 AD: Jack Bishop
 SID: Jonathan Gordon

CENTRE

Danville, KY 40422-1394III

Coach: Andy Frye, Muskingum 1981
 Record: 8 Years, 47-33-0

2005 RESULTS (7-3)

| | | |
|----|--------------------------|----|
| 27 | Bluffton ■..... | 20 |
| 36 | Kenyon..... | 25 |
| 31 | Rhodes ■..... | 27 |
| 35 | Wash. & Lee..... | 26 |
| 28 | Sewanee..... | 31 |
| 38 | Millsaps ■..... | 10 |
| 17 | Maryville (Tenn.) ■..... | 13 |
| 7 | Trinity (Tex.)..... | 45 |
| 7 | DePauw..... | 14 |
| 27 | Rose-Hulman ■..... | 16 |

Nickname: Colonels
 Colors: Gold & White
 Stadium: Farris
 Capacity: 2,500; Year Built: 1925
 AD: Brian E. Chafin
 SID: Mike Pritchard

CHADRON ST.

Chadron, NE 69337-2690II

Coach: Bill O'Boyle, Western Ill. 1987
 Record: 1 Year, 4-6-0

2005 RESULTS (4-6)

| | | |
|----|-----------------------|----|
| 17 | Minn. Duluth ■..... | 28 |
| 24 | Mo. Western St..... | 36 |
| 23 | Adams St..... | 28 |
| 45 | Fort Hays St. ■..... | 6 |
| 26 | Colorado Mines ■..... | 27 |

| | | |
|----|-----------------------|----|
| 35 | Fort Lewis..... | 42 |
| 36 | Mesa St. ■..... | 24 |
| 14 | Neb.-Kearney..... | 20 |
| 40 | Western St..... | 10 |
| 44 | N.M. Highlands ■..... | 14 |

Nickname: Eagles
 Colors: Cardinal & White
 Stadium: Elliott Field
 Capacity: 4,000; Year Built: 1930
 AD: Bradley Roy Smith
 SID: Con Marshall

CHAPMAN

Orange, CA 92866III

Coach: Ken Visser, Occidental 1968
 Record: 15 Years, 59-77-1

2005 RESULTS (2-7)

| | | |
|----|-----------------------|----|
| 20 | Occidental..... | 40 |
| 0 | Pomona-Pitzer..... | 14 |
| 14 | Redlands ■..... | 31 |
| 53 | Lewis & Clark ■..... | 0 |
| 10 | Pacific Lutheran..... | 49 |
| 23 | Whittier ■..... | 20 |
| 13 | La Verne..... | 23 |
| 12 | San Diego..... | 60 |
| 20 | Cal Lutheran ■..... | 59 |

Nickname: Panthers
 Colors: Cardinal & Gray
 Stadium: Chapman
 Capacity: 3,000
 AD: David Currey
 SID: Doug Aiken

CHARLESTON (W.V.)

Charleston, WV 25304II

Coach: Tony DeMeo, Iona 1971
 Record: 17 Years, 85-82-2

2005 RESULTS (8-3)

| | | |
|----|--------------------------|----|
| 24 | Bethel (Tenn.) ■..... | 31 |
| 27 | Austin Peay ■..... | 19 |
| 14 | Glenville St. ■..... | 19 |
| 39 | West Va. Wesleyan ■..... | 34 |
| 17 | West Virginia St..... | 14 |
| 30 | Concord ■..... | 7 |
| 0 | Shepherd..... | 27 |
| 30 | Fairmont St..... | 5 |
| 28 | West Va. Tech..... | 21 |
| 31 | Seton Hill..... | 10 |
| 43 | West Liberty St. ■..... | 7 |

Nickname: Golden Eagles
 Colors: Maroon & Gold
 Stadium: Laidley Field
 Capacity: 18,600; Year Built: 1964
 AD: Tom Nozica
 SID: Jim Workman

CHARLESTON SO.

Charleston, SC 29423-8087I-AA

Coach: Jay Mills, Western Wash. 1984
 Record: 5 Years, 15-38-0

2005 RESULTS (7-4)

| | | |
|----|--------------------------|----|
| 14 | Citadel..... | 28 |
| 0 | Presbyterian ■..... | 42 |
| 16 | Jacksonville ■..... | 10 |
| 35 | North Greenville..... | 28 |
| 22 | Howard ■..... | 27 |
| 12 | VMI..... | 34 |
| 63 | West Va. Wesleyan ■..... | 42 |
| 48 | Savannah St. ■..... | 28 |
| 38 | Gardner-Webb..... | 7 |
| 31 | Liberty ■..... | 30 |
| 34 | Coastal Caro. ■..... | 27 |

Nickname: Buccaneers
 Colors: Navy & Old Gold
 Stadium: CSU Stadium
 Capacity: 3,000; Year Built: 1970
 AD: Hank Small
 SID: David Shelton

CHATTANOOGA

Chattanooga, TN 37403-2598 I-AA

Coach: Rodney Allison, Texas Tech 1980
Record: 3 Years, 11-23-0

2005 RESULTS (6-5)

| | |
|---------------------|----|
| 30 Tennessee Tech ■ | 23 |
| 21 Jacksonville St. | 18 |
| 14 Memphis | 59 |
| 10 Ga. Southern | 48 |
| 25 Wofford ■ | 13 |
| 24 Liberty | 21 |
| 10 Elon | 7 |
| 20 Western Caro. ■ | 38 |
| 25 Appalachian St. | 35 |
| 31 Citadel ■ | 21 |
| 35 Furman ■ | 56 |

Nickname: Mocs
Colors: Navy Blue & Old Gold
Stadium: Finley
Capacity: 20,668; Year Built: 1997
AD: Steve Sloan
SID: Jeff Romero

CHEYNEY

Cheyney, PA 19319-0200 II

Coach: Tim Newsom, West Virginia 1992
Record: 1 Year, 2-9-0

2005 RESULTS (2-9)

| | |
|----------------------|----|
| 16 Lock Haven ■ | 17 |
| 32 West Virginia St. | 7 |
| 13 St. Paul's ■ | 10 |
| 0 Nicholls St. | 54 |
| 0 West Chester | 64 |
| 7 Millersville ■ | 31 |
| 17 Mansfield | 38 |
| 14 Bloomsburg ■ | 48 |
| 3 California (Pa.) | 49 |
| 3 East Stroudsburg ■ | 40 |
| 12 Kutztown | 29 |

Nickname: Wolves
Colors: Blue & White
Stadium: O'Shield-Stevenson
Capacity: 3,500
AD: Patric Simon
SID: Lenn Margolis

CHICAGO

Chicago, IL 60637 III

Coach: Dick Maloney, Mass.-Boston 1974
Record: 12 Years, 61-49-0

2005 RESULTS (5-4)

| | |
|-------------------------|----|
| 14 North Park | 19 |
| 17 Elmhurst ■ | 21 |
| 13 Ill. Wesleyan | 20 |
| 9 DePauw | 33 |
| 27 Washington-St. Louis | 0 |
| 35 Carnegie Mellon ■ | 6 |
| 42 Bethany (W.V.) | 3 |
| 14 Case Reserve ■ | 7 |
| 55 Eureka ■ | 7 |

Nickname: Maroons
Colors: Maroon & White
Stadium: Stagg Field
Capacity: 1,500; Year Built: 1969
AD: Thomas Weingartner
SID: Dave Hilbert

CHOWAN

(Reclassifying to Div. II)

Murfreesboro, NC 27855 III

Coach: Lorick Atkinson, Gardner-Webb 1989
Record: 1 Year, 2-8-0

2005 RESULTS (2-8)

| | |
|-------------------|----|
| 16 Randolph-Macon | 13 |
| 20 Virginia-Wise | 54 |

| | |
|-----------------------|----|
| 26 Ferrum ■ | 43 |
| 14 Newport News ■ | 28 |
| 20 Southern Va. ■ | 0 |
| 21 Allen | 42 |
| 26 Chris. Newport | 47 |
| 20 North Greenville ■ | 56 |
| 13 Wesley ■ | 59 |
| 32 Averett ■ | 60 |

Nickname: Hawks
Colors: Columbia Blue & White
Stadium: James G. Garrison
Capacity: 3,500
AD: Dennis E. Helsel
SID: Meredith Long

CHRIS. NEWPORT

Newport News, VA 23606-2998 III

Coach: Matt Kelchner, Susquehanna 1982
Record: 5 Years, 34-19-0

2005 RESULTS (6-4)

| | |
|------------------------|----|
| 14 Rowan ■ | 21 |
| 53 Maryville (Tenn.) ■ | 2 |
| 24 Salisbury ■ | 44 |
| 30 Shenandoah ■ | 14 |
| 28 Greensboro | 15 |
| 47 Chowan ■ | 26 |
| 28 Methodist | 35 |
| 21 N.C. Wesleyan ■ | 3 |
| 30 Averett | 38 |
| 44 Ferrum | 7 |

Nickname: Captains
Colors: Blue & Silver
Stadium: POMOCO Stadium
Capacity: 3,100; Year Built: 2001
AD: C.J. Woollum
SID: Francis Tommasino

CINCINNATI

Cincinnati, OH 45221-0021 I-AA

Coach: Mark Dantonio, South Carolina 1979
Record: 2 Years, 11-12-0

2005 RESULTS (4-7)

| | |
|--------------------|----|
| 28 Eastern Mich. ■ | 26 |
| 24 Penn St. | 42 |
| 7 Western Caro. ■ | 3 |
| 16 Miami (Ohio) | 44 |
| 20 Pittsburgh | 38 |
| 28 Connecticut ■ | 17 |
| 22 Louisville ■ | 46 |
| 22 Syracuse | 16 |
| 0 West Virginia ■ | 38 |
| 16 South Fla. | 31 |
| 9 Rutgers | 44 |

Nickname: Bearcats
Colors: Red & Black
Stadium: Nippert
Capacity: 35,000; Year Built: 1916
AD: Michael J. Thomas
SID: Tom Hathaway

CITADEL

Charleston, SC 29409-6150 I-AA

Coach: Kevin Higgins, West Chester 1977
Record: 8 Years, 60-32-1

2005 RESULTS (4-7)

| | |
|----------------------|----|
| 28 Charleston So. ■ | 14 |
| 10 Florida St. | 62 |
| 13 Appalachian St. ■ | 45 |
| 17 Western Caro. | 7 |
| 7 Mississippi | 27 |
| 31 Furman ■ | 39 |
| 14 Ga. Southern | 49 |
| 10 Wofford ■ | 28 |
| 21 Chattanooga | 31 |
| 21 Elon ■ | 0 |
| 22 VMI | 14 |

Nickname: Bulldogs
Colors: Blue & White
Stadium: Johnson Hagood
Capacity: 11,000; Year Built: 1948
AD: Les Robinson
SID: Kevin Rhodes

CLAREMONT-M-S

Claremont, CA 91711-6400 III

Coach: Rick Candaele, Albertson 1969
Record: 14 Years, 58-68-0

2005 RESULTS (3-6)

| | |
|----------------------|----|
| 33 Merchant Marine ■ | 26 |
| 10 Puget Sound | 31 |
| 22 La Verne | 38 |
| 55 Lewis & Clark ■ | 24 |
| 10 Pomona-Pitzer ■ | 37 |
| 10 Cal Lutheran | 25 |
| 27 Whittier | 24 |
| 16 Redlands ■ | 34 |
| 16 Occidental ■ | 47 |

Nickname: Stags
Colors: Maroon, Gold & White
Stadium: Zinda Field
Capacity: 3,000; Year Built: 1955
AD: Michael L. Sutton
SID: Kelly Beck

CLARION

Clarion, PA 16214 II

Coach: Malen Luke, Westminster (Pa.) 1976
Record: 18 Years, 92-95-0

2005 RESULTS (3-7)

| | |
|----------------------|----|
| 14 West Chester | 43 |
| 29 Kutztown ■ | 23 |
| 15 Mansfield ■ | 12 |
| 7 California (Pa.) | 43 |
| 0 Edinboro | 44 |
| 0 East Stroudsburg ■ | 56 |
| 16 Lock Haven ■ | 0 |
| 0 Shippensburg | 37 |
| 10 Indiana (Pa.) ■ | 30 |
| 10 Slippery Rock ■ | 28 |

Nickname: Golden Eagles
Colors: Blue & Gold
Stadium: Memorial Field
Capacity: 5,000; Year Built: 1965
AD: David Katis
SID: Rich Herman

CLARK ATLANTA

Atlanta, GA 30314 II

Coach: Ted Bahhur, Kent St.
Record: 1 Year, 3-8-0

2005 RESULTS (3-8)

| | |
|-----------------------|----|
| 13 Kentucky St. ■ | 25 |
| 21 Miles ■ | 2 |
| 26 Texas Col. ■ | 28 |
| 0 Fort Valley St. * | 20 |
| 52 Lane ■ | 20 |
| 21 Benedict | 22 |
| 13 Edward Waters * | 20 |
| 12 Albany St. (Ga.) ■ | 45 |
| 27 Morehouse | 21 |
| 0 Tuskegee | 33 |
| 12 Stillman ■ | 22 |

Nickname: Panthers
Colors: Red, Black & Grey
Stadium: Panther's
Capacity: 6,000; Year Built: 1995
AD: Brenda Edmond
SID: Lawanda Pearson

CLEMSON
Clemson, SC 29634.....I-A

Coach: Tommy Bowden, West Virginia 1977
Record: 9 Years, 70-37-0

2005 RESULTS (8-4)

| | |
|-----------------------|----|
| 25 Texas A&M ■ | 24 |
| 28 Maryland | 24 |
| 30 Miami (Fla.) ■ | 36 |
| 13 Boston College ■ | 16 |
| 27 Wake Forest | 31 |
| 31 North Carolina St. | 10 |
| 37 Temple ■ | 7 |
| 9 Georgia Tech | 10 |
| 49 Duke ■ | 20 |
| 35 Florida St. ■ | 14 |
| 13 South Carolina | 9 |
| 19 Colorado * | 10 |

Nickname: Tigers
Colors: Burnt Orange & Northwest Purple
Stadium: Memorial
Capacity: 81,473; Year Built: 1942
AD: Terry Don Phillips
SID: Tim Bourret

COAST GUARD
New London, CT 06320-4195III

Coach: Bill George, Ithaca 1980
Record: 7 Years, 14-51-0

2005 RESULTS (2-7)

| | |
|---------------------|----|
| 27 Mass. Maritime | 0 |
| 30 Norwich ■ | 12 |
| 7 St. Lawrence | 21 |
| 3 Rensselaer ■ | 17 |
| 13 Hobart ■ | 42 |
| 0 Union (N.Y.) | 7 |
| 6 Rochester | 37 |
| 13 WPI ■ | 23 |
| 5 Merchant Marine ■ | 21 |

Nickname: Bears
Colors: Blue & White
Stadium: Cadet Memorial Field
Capacity: 4,500; Year Built: 1932
AD: Raymond Cieplik
SID: Jason Southard

COASTAL CARO.
Conway, SC 29528-6054.....I-AA

Coach: David Bennett, Presbyterian 1984
Record: 10 Years, 88-25-0

2005 RESULTS (9-2)

| | |
|-----------------------|----|
| 17 Elon | 10 |
| 31 James Madison ■ | 27 |
| 3 Appalachian St. | 30 |
| 24 Delaware St. ■ | 6 |
| 24 South Carolina St. | 23 |
| 34 Gardner-Webb ■ | 31 |
| 27 Liberty | 21 |
| 38 VMI ■ | 14 |
| 42 Savannah St. | 16 |
| 71 Mansfield ■ | 8 |
| 27 Charleston So. | 34 |

Nickname: Chanticleers
Colors: Coastal Green, Bronze & Black
Stadium: Brooks
Capacity: 6,408; Year Built: 2003
AD: Warren Koegel
SID: John A. Martin

COE
Cedar Rapids, IA 52402-5092III

Coach: Erik Raeburn, Mount Union 1994
Record: 6 Years, 43-20-0

2005 RESULTS (9-2)

| | |
|------------------------|----|
| 49 Westminster (Mo.) ■ | 7 |
| 24 St. Thomas (Minn.) | 21 |

| | |
|----------------------|----|
| 17 Central (Iowa) | 14 |
| 14 Luther ■ | 10 |
| 45 Buena Vista | 14 |
| 14 Wartburg | 17 |
| 40 Dubuque ■ | 21 |
| 56 Cornell College ■ | 21 |
| 24 Loras | 14 |
| 34 Simpson ■ | 14 |
| 14 Concordia-M'head | 27 |

Nickname: Kowawks
Colors: Crimson & Gold
Stadium: Clark
Capacity: 2,000; Year Built: 1989
AD: John Chandler
SID: Bryan Boettcher

COLBY
Waterville, ME 04901-8849III

Coach: Edward Mestieri, Springfield 1976
Record: 2 Years, 13-3-0

2005 RESULTS (7-1)

| | |
|---------------------|----|
| 35 Williams ■ | 9 |
| 20 Middlebury | 7 |
| 28 Wesleyan (Conn.) | 14 |
| 9 Amherst ■ | 28 |
| 34 Hamilton | 20 |
| 24 Bates ■ | 17 |
| 28 Tufts ■ | 16 |
| 28 Bowdoin | 3 |

Nickname: Mules
Colors: Blue & Gray
Stadium: Seaverns
Capacity: 3,000; Year Built: 1948
AD: Marcella K. Zalot
SID: Bill Sodoma

COLGATE
Hamilton, NY 13346-1304I-AA

Coach: Dick Biddle, Duke 1971
Record: 10 Years, 84-35-0

2005 RESULTS (8-4)

| | |
|------------------------|----|
| 22 Central Conn. St. ■ | 24 |
| 17 Massachusetts ■ | 14 |
| 21 Dartmouth | 26 |
| 34 Cornell ■ | 20 |
| 16 Princeton | 10 |
| 23 Fordham ■ | 0 |
| 27 Holy Cross | 14 |
| 34 Lehigh ■ | 50 |
| 18 Lafayette | 15 |
| 16 Bucknell ■ | 10 |
| 34 Georgetown | 7 |
| 21 New Hampshire | 55 |

Nickname: Raiders
Colors: Maroon, Gray & White
Stadium: Andy Kerr
Capacity: 10,221; Year Built: 1937
AD: David T. Roach
SID: Bob Cornell

COLORADO
Boulder, CO 80309I-A

Coach: Gary Barnett, Missouri 1969
Record: 16 Years, 92-95-2

2005 RESULTS (7-6)

| | |
|---------------------|----|
| 31 Colorado St. ■ | 28 |
| 39 New Mexico St. ■ | 0 |
| 3 Miami (Fla.) | 23 |
| 3 Oklahoma St. | 0 |
| 41 Texas A&M ■ | 20 |
| 17 Texas | 42 |
| 44 Kansas ■ | 13 |
| 23 Kansas St. | 20 |
| 41 Missouri ■ | 12 |
| 16 Iowa St. | 30 |
| 3 Nebraska ■ | 30 |

| | |
|--------------|----|
| 3 Texas * | 70 |
| 10 Clemson * | 19 |

Nickname: Buffaloes
Colors: Silver, Black & Gold
Stadium: Folsom
Capacity: 53,750; Year Built: 1924
AD: Mike R. Bohm
SID: David Plati

COLORADO COL.
Colorado Springs, CO 80903III

Coach: Bob Bodor, Denison 1988
Record: 3 Years, 6-22-0

2005 RESULTS (2-8)

| | |
|----------------------|----|
| 26 Whittier ■ | 29 |
| 30 Tabor ■ | 66 |
| 38 Lewis & Clark | 35 |
| 28 Carnegie Mellon ■ | 63 |
| 10 Occidental ■ | 34 |
| 21 Huntingdon | 56 |
| 7 Rhodes ■ | 35 |
| 7 Puget Sound | 38 |
| 7 Pomona-Pitzer | 26 |
| 58 Menlo ■ | 52 |

Nickname: Tigers
Colors: Black & Gold
Stadium: Washburn Field
Capacity: 2,000; Year Built: 1898
AD: Julie Soriero
SID: Dave Moross

COLORADO MINES
Golden, CO 80401II

Coach: Bob Stitt, Doane 1986
Record: 6 Years, 40-27-0

2005 RESULTS (6-5)

| | |
|-------------------|----|
| 17 Washburn ■ | 28 |
| 31 Northern Colo. | 52 |
| 45 Western St. ■ | 13 |
| 41 South Dakota ■ | 44 |
| 27 Chadron St. | 26 |
| 46 Fort Hays St. | 10 |
| 24 Neb.-Kearney ■ | 35 |
| 42 Fort Lewis ■ | 41 |
| 45 N.M. Highlands | 37 |
| 14 Mesa St. | 21 |
| 42 Adams St. ■ | 27 |

Nickname: Orediggers
Colors: Silver & Blue
Stadium: Brooks Field
Capacity: 4,000; Year Built: 1922
AD: Thomas E. Spicer
SID: Gregory Murphy

COLORADO ST.
Fort Collins, CO 80523-6011I-A

Coach: Sonny Lubick, Western Mont. 1960
Record: 17 Years, 122-76-0

2005 RESULTS (6-6)

| | |
|--------------------|----|
| 28 Colorado | 31 |
| 24 Minnesota | 56 |
| 42 Nevada ■ | 21 |
| 41 Air Force ■ | 23 |
| 21 Utah ■ | 17 |
| 14 Brigham Young | 24 |
| 39 Wyoming ■ | 31 |
| 35 New Mexico | 25 |
| 6 TCU | 33 |
| 10 San Diego St. ■ | 30 |
| 31 UNLV | 27 |
| 30 Navy * | 51 |

Nickname: Rams
Colors: Green & Gold
Stadium: Hughes
Capacity: 30,000; Year Built: 1968
AD: Mark Driscoll
SID: Gary Ozello

COLUMBIA
New York, NY 10027IAA

Coach: Bob Shoop, Yale 1988
Record: 3 Years, 7-23-0

2005 RESULTS (2-8)

| | |
|--------------------|----|
| 23 Fordham..... | 17 |
| 23 Duquesne ■..... | 13 |
| 3 Princeton..... | 43 |
| 7 Lafayette..... | 14 |
| 16 Penn ■..... | 44 |
| 6 Dartmouth..... | 17 |
| 3 Yale ■..... | 37 |
| 7 Harvard ■..... | 55 |
| 7 Cornell..... | 45 |
| 21 Brown ■..... | 52 |

Nickname: Lions
Colors: Columbia Blue & White
Stadium: Lawrence A. Wien
Capacity: 17,000; Year Built: 1984
AD: M. Dianne Murphy
SID: Todd Kennedy

CONCORD
Athens, WV 24712II

Coach: Greg Quick, Baldwin-Wallace 1978
Record: 13 Years, 44-84-0

2005 RESULTS (4-7)

| | |
|-----------------------------|----|
| 0 Tusculum..... | 21 |
| 6 Liberty..... | 17 |
| 7 Fairmont St..... | 34 |
| 24 West Liberty St..... | 23 |
| 14 West Va. Wesleyan ■..... | 23 |
| 7 Charleston (W.V.)..... | 30 |
| 24 West Virginia St. ■..... | 13 |
| 21 Shepherd ■..... | 48 |
| 15 Glenville St..... | 59 |
| 51 West Va. Tech ■..... | 6 |
| 37 North Greenville ■..... | 34 |

Nickname: Mountain Lions
Colors: Maroon & Gray
Stadium: Callahan
Capacity: 5,000
AD: Greg Quick
SID: Ernie Horn

CONCORDIA (ILL.)
River Forest, IL 60305-1499III

Coach: Bob Conwell, Lock Haven 1982
Record: 2 Years, 0-20-0

2005 RESULTS (0-10)

| | |
|------------------------------|----|
| 3 Loras..... | 48 |
| 14 Elmhurst..... | 55 |
| 10 Rose-Hulman ■..... | 42 |
| 13 Eureka..... | 32 |
| 14 MacMurray ■..... | 41 |
| 0 Concordia (Wis.) ■..... | 60 |
| 12 Aurora..... | 48 |
| 14 Lakeland..... | 68 |
| 20 Greenville ■..... | 42 |
| 20 Benedictine (Ill.) ■..... | 27 |

Nickname: Cougars
Colors: Maroon & Gold
Stadium: Concordia
Capacity: 1,500; Year Built: 2000
AD: Tim Betustak
SID: Jim Egan

CONCORDIA (WIS.)
Mequon, WI 53097-2402III

Coach: Jeff Gabrielsen, Ripon 1980
Record: 16 Years, 101-53-0

2005 RESULTS (6-3)

| | |
|--------------------------|----|
| 26 Monmouth (Ill.)..... | 40 |
| 13 Wis.-Oshkosh..... | 41 |
| 40 Wis. Lutheran ■..... | 13 |
| 59 MacMurray..... | 14 |
| 26 Aurora ■..... | 21 |
| 60 Concordia (Ill.)..... | 0 |

| | |
|----------------------------|----|
| 14 Lakeland ■..... | 17 |
| 19 Greenville..... | 14 |
| 33 Benedictine (Ill.)..... | 14 |

Nickname: Falcons
Colors: Royal Blue & White
Stadium: Century
Capacity: 2,500
AD: Robert M. Barnhill
SID: Rick Riehl

CONCORDIA-M'HEAD
Moorhead, MN 56562-3597III

Coach: Terry Horan, Concordia-M'head 1989
Record: 5 Years, 40-14-0

2005 RESULTS (10-2)

| | |
|------------------------------|----|
| 29 Minn. St. Moorhead ■..... | 12 |
| 31 St. Thomas (Minn.) ■..... | 20 |
| 39 Carleton..... | 31 |
| 30 Gust. Adolphus ■..... | 0 |
| 24 Hamline..... | 7 |
| 16 St. John's (Minn.) ■..... | 20 |
| 30 Bethel (Minn.)..... | 12 |
| 48 Augsburg..... | 14 |
| 49 St. Olaf ■..... | 35 |
| 47 Minn.-Morris *..... | 10 |
| 27 Coe ■..... | 14 |
| 14 Linfield..... | 28 |

Nickname: Cobbers
Colors: Maroon & Gold
Stadium: Jake Christiansen
Capacity: 7,500; Year Built: 1966
AD: Larry Papenfuss
SID: Jim Cella

CONCORDIA-ST. PAUL
St. Paul, MN 55104II

Coach: Mark Mauer, Nebraska 1982
Record: 2 Years, 16-7-0

2005 RESULTS (9-3)

| | |
|-----------------------------|----|
| 33 Augustana (S.D.) ■..... | 30 |
| 10 Minn. Duluth..... | 31 |
| 26 Wis.-River Falls..... | 21 |
| 35 Minn. St. Mankato ■..... | 21 |
| 55 Bemidji St. ■..... | 48 |
| 19 Northern St..... | 20 |
| 73 Minn.-Crookston ■..... | 13 |
| 48 Minn. St. Moorhead..... | 20 |
| 46 Wayne St. (Neb.) ■..... | 20 |
| 21 Southwest Minn. St..... | 17 |
| 35 Winona St. *..... | 21 |
| 23 Mo. Western St. *..... | 35 |

Nickname: Golden Bears
Colors: Navy Blue & Vegas Gold
Stadium: Griffin
Capacity: 6,000; Year Built: 1970
AD: Thomas Rubbelke
SID: Jen Foley

CONNECTICUT
Storrs, CT 06269IA

Coach: Randy Edsall, Syracuse 1980
Record: 7 Years, 37-43-0

2005 RESULTS (5-6)

| | |
|-----------------------|----|
| 38 Buffalo ■..... | 0 |
| 59 Liberty ■..... | 0 |
| 13 Georgia Tech..... | 28 |
| 47 Army..... | 13 |
| 26 Syracuse ■..... | 7 |
| 17 Cincinnati..... | 28 |
| 24 Rutgers ■..... | 26 |
| 13 West Virginia..... | 45 |
| 0 Pittsburgh..... | 24 |
| 15 South Fla. ■..... | 10 |
| 20 Louisville ■..... | 30 |

Nickname: Huskies, UConn
Colors: National Flag Blue & White
Stadium: Rentschler Field
Capacity: 40,000; Year Built: 2003
AD: Jeffrey A. Hathaway
SID: Leigh Torbin

CORNELL
Ithaca, NY 14853.....IAA

Coach: Jim Knowles, Cornell 1987
Record: 2 Years, 10-10-0

2005 RESULTS (6-4)

| | |
|----------------------|----|
| 24 Bucknell ■..... | 7 |
| 17 Yale..... | 37 |
| 20 Colgate..... | 34 |
| 27 Harvard ■..... | 13 |
| 57 Georgetown ■..... | 7 |
| 24 Brown ■..... | 38 |
| 17 Princeton..... | 20 |
| 21 Dartmouth..... | 10 |
| 45 Columbia ■..... | 7 |
| 16 Penn..... | 7 |

Nickname: Big Red
Colors: Carmelian Red & White
Stadium: Schoellkopf
Capacity: 25,597; Year Built: 1915
AD: J. Andrew Noel
SID: Jeremy Hartigan

CORNELL COLLEGE
Mt. Vernon, IA 52314-1098.....III

Coach: Ray Reasland, Buena Vista 1979
Record: 4 Years, 12-28-0

2005 RESULTS (2-8)

| | |
|------------------------|----|
| 21 Aurora..... | 14 |
| 0 Iowa Wesleyan ■..... | 13 |
| 13 Buena Vista..... | 33 |
| 14 Loras ■..... | 27 |
| 6 Central (Iowa)..... | 41 |
| 25 Dubuque ■..... | 21 |
| 7 Simpson..... | 27 |
| 21 Coe..... | 56 |
| 23 Luther ■..... | 29 |
| 21 Wartburg ■..... | 26 |

Nickname: Rams
Colors: Purple & White
Stadium: Ash Park Field
Capacity: 2,500; Year Built: 1922
AD: Tina Hill
SID: Darren Miller

CORTLAND ST.
Cortland, NY 13045.....III

Coach: Dan MacNeill, Cortland St. 1979
Record: 9 Years, 52-39-0

2005 RESULTS (7-3)

| | |
|-----------------------------|----|
| 20 Brockport St..... | 10 |
| 30 TCNJ..... | 14 |
| 27 Kean..... | 6 |
| 20 Buffalo St. ■..... | 27 |
| 39 Montclair St. ■..... | 14 |
| 16 Rowan ■..... | 24 |
| 31 Wm. Paterson..... | 0 |
| 26 Western Conn. St. ■..... | 7 |
| 37 Ithaca..... | 30 |
| 22 Hobart..... | 23 |

Nickname: Red Dragons
Colors: Red & White
Stadium: Cortland Stadium Complex
Capacity: 6,500; Year Built: 2002
AD: Joan Sitterly
SID: Fran Elia

CURRY
Milton, MA 02186.....III

Coach: Steve Nelson, North Dakota St. 1974
Record: 8 Years, 64-22-0

2005 RESULTS (9-3)

| | |
|---------------------------|----|
| 23 Worcester St. ■..... | 18 |
| 13 Fitchburg St..... | 28 |
| 21 Maine Maritime..... | 28 |
| 34 Mass.-Dartmouth ■..... | 6 |

| | |
|-----------------------|----|
| 50 MIT ■ | 13 |
| 28 Salve Regina | 0 |
| 41 Nichols | 7 |
| 21 Endicott ■ | 16 |
| 42 Western New Eng. ■ | 27 |
| 31 Westfield St. | 21 |
| 17 Fitchburg St. ■ | 14 |
| 22 Delaware Valley | 37 |

Nickname: Colonels
 Colors: Purple & White
 Stadium: D. Forbes Will Field
 Capacity: 1,500; Year Built: 1965
 AD: Steve Nelson
 SID: Ken Golner

DARTMOUTH

Hanover, NH 03755I-AA

Coach: Buddy Teevens, Dartmouth 1979
 Record: 16 Years, 62-107-2

2005 RESULTS (2-8)

| | |
|------------------|----|
| 26 Colgate ■ | 21 |
| 20 New Hampshire | 49 |
| 9 Penn ■ | 26 |
| 0 Yale | 13 |
| 16 Holy Cross | 28 |
| 17 Columbia ■ | 6 |
| 14 Harvard | 42 |
| 10 Cornell ■ | 21 |
| 14 Brown | 24 |
| 0 Princeton ■ | 30 |

Nickname: Big Green
 Colors: Dartmouth Green & White
 Stadium: Memorial Field
 Capacity: 20,416; Year Built: 1923
 AD: Jo Ann Harper
 SID: Kathy Slattery

DAVIDSON

Davidson, NC 28035I-AA

Coach: Tripp Merritt, Charlotte 1990
 Record: 1 Year, 4-6-0

2005 RESULTS (4-6)

| | |
|------------------|----|
| 0 VMI | 33 |
| 32 Greensboro ■ | 7 |
| 9 Lenoir-Rhyne ■ | 16 |
| 48 Valparaiso | 17 |
| 17 Drake ■ | 58 |
| 44 Austin Peay ■ | 6 |
| 13 Jacksonville | 21 |
| 13 Morehead St. | 31 |
| 15 Dayton ■ | 45 |
| 10 Georgetown | 3 |

Nickname: Wildcats
 Colors: Red & Black
 Stadium: Smith Field at Richardson Stadium
 Capacity: 4,000; Year Built: 1924
 AD: James E. Murphy III
 SID: Rick Bender

DAYTON

Dayton, OH 45469I-AA

Coach: Mike Kelly, Manchester 1970
 Record: 25 Years, 231-47-1

2005 RESULTS (9-1)

| | |
|-------------------|----|
| 38 Tiffin | 0 |
| 41 Wittenberg ■ | 23 |
| 46 Austin Peay ■ | 0 |
| 42 Morehead St. | 7 |
| 49 Jacksonville ■ | 17 |
| 25 Drake | 17 |
| 24 San Diego ■ | 48 |
| 52 Valparaiso ■ | 7 |
| 45 Davidson | 15 |
| 41 Butler | 7 |

Nickname: Flyers
 Colors: Red & Blue
 Stadium: Welcome
 Capacity: 11,000; Year Built: 1949
 AD: Ted Kissell
 SID: Doug Hauschild

DePAUW

Greencastle, IN 46135III

Coach: Tim Rogers, Beloit 1988
 Record: 7 Years, 35-30-0

2005 RESULTS (7-2)

| | |
|----------------|----|
| 26 Wesley ■ | 31 |
| 38 Hope | 12 |
| 33 Chicago ■ | 9 |
| 34 Sewanee | 0 |
| 7 Rhodes ■ | 3 |
| 51 Millsaps ■ | 14 |
| 14 Centre ■ | 7 |
| 60 Rose-Hulman | 21 |
| 14 Wabash ■ | 17 |

Nickname: Tigers
 Colors: Old Gold & Black
 Stadium: Blackstock
 Capacity: 4,000; Year Built: 1941
 AD: Page Cotton Jr.
 SID: Bill Wagner

DEFIANCE

Defiance, OH 43512III

Coach: Robert Taylor, Albion 1995
 Record: 3 Years, 11-19-0

2005 RESULTS (6-4)

| | |
|---------------------|----|
| 0 Otterbein | 14 |
| 0 Adrian ■ | 37 |
| 29 Bethany (W.V.) ■ | 26 |
| 14 Case Reserve | 13 |
| 32 Anderson (Ind.) | 7 |
| 28 Hanover | 14 |
| 19 Mt. St. Joseph | 40 |
| 38 Franklin ■ | 23 |
| 29 Manchester ■ | 32 |
| 41 Bluffton | 14 |

Nickname: Yellow Jackets
 Colors: Purple & Gold
 Stadium: Justin F. Coressel
 Capacity: 4,176; Year Built: 1994
 AD: Dick Kaiser
 SID: Nate Jorgensen

DELAWARE

Newark, DE 19716I-AA

Coach: K.C. Keeler, Delaware 1981
 Record: 13 Years, 124-37-1

2005 RESULTS (6-5)

| | |
|--------------------|----|
| 34 Lehigh ■ | 33 |
| 42 West Chester ■ | 21 |
| 35 Holy Cross ■ | 23 |
| 31 Towson | 35 |
| 6 Hofstra ■ | 10 |
| 10 Richmond | 20 |
| 34 James Madison ■ | 28 |
| 15 Maine | 25 |
| 7 Massachusetts ■ | 35 |
| 22 William & Mary | 21 |
| 38 Villanova | 13 |

Nickname: Fightin' Blue Hens
 Colors: Blue & Gold
 Stadium: Delaware
 Capacity: 22,000; Year Built: 1952
 AD: Edgar N. Johnson
 SID: Scott Selheimer

DELAWARE ST.

Dover, DE 19901I-AA

Coach: Al Lavan, Colorado St. 1968
 Record: 2 Years, 11-11-0

2005 RESULTS (7-4)

| | |
|-------------------|----|
| 21 Florida A&M | 17 |
| 38 Millersville ■ | 6 |
| 7 James Madison | 65 |

| | |
|----------------------|----|
| 6 Coastal Caro. | 24 |
| 8 Hampton | 26 |
| 17 Bethune-Cookman ■ | 0 |
| 23 N.C. A&T | 13 |
| 41 Morgan St. ■ | 14 |
| 3 South Carolina St. | 24 |
| 38 Norfolk St. ■ | 17 |
| 23 Howard ■ | 7 |

Nickname: Hornets
 Colors: Red & Columbia Blue
 Stadium: Alumni Field
 Capacity: 5,000; Year Built: 1957
 AD: Chuck Bell
 SID: Dennis Jones

DELAWARE VALLEY

Doylestown, PA 18901-2699III

Coach: G.A. Mangus, Florida 1992
 Record: 4 Years, 35-12-0

2005 RESULTS (12-1)

| | |
|---------------------|----|
| 31 Moravian | 22 |
| 49 FDU-Florham | 3 |
| 17 Wilkes ■ | 14 |
| 31 Lycoming | 13 |
| 38 Lebanon Valley ■ | 7 |
| 35 Albright ■ | 34 |
| 48 Susquehanna | 14 |
| 28 King's (Pa.) ■ | 19 |
| 58 Juniata | 27 |
| 36 Widener ■ | 21 |
| 37 Curry ■ | 22 |
| 21 Hobart ■ | 14 |
| 21 Rowan ■ | 27 |

Nickname: Aggies
 Colors: Green & Gold
 Stadium: James Work
 Capacity: 4,000; Year Built: 1978
 AD: Frank Wolfgang
 SID: Matthew Levy

DELTA ST.

Cleveland, MS 38733II

Coach: Rick Rhoades, Central Mo. St. 1970
 Record: 10 Years, 66-45-1

2005 RESULTS (7-4)

| | |
|-----------------------|----|
| 44 Pittsburg St. | 31 |
| 25 Texas St. | 32 |
| 43 West Ala. ■ | 14 |
| 21 North Ala. | 56 |
| 21 Henderson St. | 17 |
| 23 Valdosta St. ■ | 24 |
| 34 Arkansas Tech ■ | 17 |
| 31 Central Ark. | 41 |
| 27 Harding ■ | 7 |
| 35 Ouachita Baptist ■ | 34 |
| 56 Ark.-Monticello | 13 |

Nickname: Statesmen
 Colors: Forest Green & White
 Stadium: Travis E. Parker Field
 Capacity: 8,000; Year Built: 1970
 AD: Bradley Teague
 SID: Matt Jones

DENISON

Granville, OH 43023III

Coach: Nick Fletcher, Johns Hopkins 1976
 Record: 11 Years, 47-62-0

2005 RESULTS (5-5)

| | |
|------------------|----|
| 21 Waynesburg ■ | 17 |
| 6 Case Reserve | 20 |
| 49 Gettysburg ■ | 21 |
| 6 Wittenberg | 31 |
| 53 Hiram ■ | 6 |
| 28 Ohio Wesleyan | 34 |
| 38 Earlham ■ | 7 |
| 32 Oberlin ■ | 26 |
| 0 Wabash | 52 |
| 42 Kenyon | 45 |

Nickname: Big Red
 Colors: Red & White
 Stadium: Deeds Field-Piper Stadium
 Capacity: 5,000; Year Built: 1922
 AD: Larry Scheiderer
 SID: Craig Hicks

DICKINSON

Carlisle, PA 17013III

Coach: Darwin Breaux, West Chester 1977
 Record: 13 Years, 79-53-1

2005 RESULTS (4-6)

| | |
|----------------------|---------|
| 30 Juniata |13 |
| 0 Hobart ■ |21 |
| 26 Merchant Marine |29 |
| 14 Johns Hopkins ■ |35 |
| 2 Muhlenberg |20 |
| 25 McDaniel ■ |22 |
| 19 Frank. & Marsh. ■ |16 |
| 27 Hampden-Sydney ■ |66 |
| 7 Gettysburg |17 |
| 46 Ursinus ■ |27 |

Nickname: Red Devils
 Colors: Red & White
 Stadium: Biddle Field
 Capacity: 2,577; Year Built: 1909
 AD: Leslie J. Poolman
 SID: Charlie McGuire

DRAKE

Des Moines, IA 50311-4505I-AA

Coach: Rob Ash, Cornell College 1973
 Record: 26 Years, 167-97-5

2005 RESULTS (6-4)

| | |
|---------------------|---------|
| 17 UNI |52 |
| 19 Illinois St. |56 |
| 37 Wis.-Platteville |14 |
| 54 Austin Peay ■ |0 |
| 58 Davidson |17 |
| 17 Dayton ■ |25 |
| 26 San Diego |31 |
| 56 Butler ■ |10 |
| 49 Valparaiso |24 |
| 43 Waldorf ■ |0 |

Nickname: Bulldogs
 Colors: Blue & White
 Stadium: Drake
 Capacity: 18,000; Year Built: 1925
 AD: Dave Blank
 SID: Mike Mahon

DUBUQUE

Dubuque, IA 52001III

Coach: Vince Brautigam, Iowa Wesleyan 1988
 Record: 16 Years, 74-91-0

2005 RESULTS (2-8)

| | |
|---------------------|---------|
| 0 Wis.-Platteville |26 |
| 49 Blackburn ■ |6 |
| 21 Luther ■ |48 |
| 7 Simpson |40 |
| 15 Warburg ■ |29 |
| 21 Cornell College |25 |
| 21 Coe |40 |
| 28 Central (Iowa) ■ |45 |
| 24 Buena Vista |27 |
| 20 Loras ■ |18 |

Nickname: Spartans
 Colors: Blue & White
 Stadium: Chalmers Field
 Capacity: 2,800; Year Built: 1942
 AD: Dan Runkle
 SID: Jason Hughes

DUKE

Durham, NC 27708-0555I-A

Coach: Ted Roof, Georgia Tech 1987
 Record: 2 Years, 3-19-0

2005 RESULTS (1-10)

| | |
|-------------------|---------|
| 21 East Caro. |24 |
| 0 Virginia Tech ■ |45 |
| 40 VMI ■ |14 |
| 7 Virginia |38 |
| 21 Navy ■ |28 |
| 7 Miami (Fla.) |52 |
| 10 Georgia Tech ■ |35 |
| 24 Florida St. ■ |55 |
| 6 Wake Forest ■ |44 |
| 20 Clemson |49 |
| 21 North Carolina |24 |

Nickname: Blue Devils
 Colors: Royal Blue & White
 Stadium: Wallace Wade
 Capacity: 33,941; Year Built: 1929
 AD: Joe Alleva
 SID: Jon Jackson

DUQUESNE

Pittsburgh, PA 15282I-AA

Coach: Jerry Schmitt, Westminster (Pa.) 1982
 Record: 6 Years, 35-24-0

2005 RESULTS (7-3)

| | |
|----------------------|---------|
| 23 Robert Morris ■ |12 |
| 30 Fordham ■ |13 |
| 14 Penn |41 |
| 13 Columbia |23 |
| 7 Georgetown |10 |
| 24 St. Peter's ■ |0 |
| 22 Marist |14 |
| 31 Iona |17 |
| 56 La Salle ■ |14 |
| 44 St. Francis (Pa.) |17 |

Nickname: Dukes
 Colors: Red & Blue
 Stadium: Arthur J. Rooney Field
 Capacity: 4,500; Year Built: 1993
 AD: Greg Amodio
 SID: Dave Saba

EARLHAM

Richmond, IN 47374III

Coach: Gerry Keesling, Earlham 1982
 Record: 2 Years, 5-15-0

2005 RESULTS (1-9)

| | |
|-------------------|---------|
| 41 Rose-Hulman ■ |48 |
| 69 Manchester ■ |62 |
| 7 Anderson (Ind.) |48 |
| 2 Wabash |50 |
| 2 Hiram |7 |
| 0 Wittenberg ■ |48 |
| 10 Oberlin |13 |
| 7 Denison |38 |
| 13 Kenyon ■ |16 |
| 0 Allegheny ■ |41 |

Nickname: Quakers
 Colors: Maroon & White
 Stadium: M.O. Ross Field
 Capacity: 1,500; Year Built: 1975
 AD: Frank Carr
 SID: Don Tincher

EAST CARO.

Greenville, NC 27858-4353I-A

Coach: Skip Holtz, Notre Dame 1986
 Record: 6 Years, 39-29-0

2005 RESULTS (5-6)

| | |
|----------------|---------|
| 24 Duke ■ |21 |
| 34 Wake Forest |44 |

| | |
|--------------------|---------|
| 15 West Virginia |20 |
| 7 Southern Miss. ■ |33 |
| 41 Rice ■ |28 |
| 24 SMU |17 |
| 24 Memphis |27 |
| 20 UCF ■ |30 |
| 13 Tulsa |45 |
| 34 Marshall |29 |
| 31 UAB ■ |23 |

Nickname: Pirates
 Colors: Purple & Gold
 Stadium: Dowdy-Ficklen
 Capacity: 43,000; Year Built: 1963
 AD: Terry Holland
 SID: Jody Jones

EAST CENTRAL

Ada, OK 74820II

Coach: Tim McCarty, Fort Hays St. 1985
 Record: 7 Years, 32-39-0

2005 RESULTS (3-7)

| | |
|-------------------------|---------|
| 21 Bacone ■ |7 |
| 6 West Tex. A&M |37 |
| 0 Tex. A&M-Kingsville ■ |28 |
| 13 Eastern N.M. |30 |
| 14 Northeastern St. |16 |
| 28 Tex. A&M-Commerce ■ |35 |
| 27 Southwestern Okla. |20 |
| 42 Central Okla. ■ |39 |
| 31 Midwestern St. |42 |
| 17 Southeastern Okla. ■ |21 |

Nickname: Tigers
 Colors: Orange & Black
 Stadium: Norris Field
 Capacity: 5,000
 AD: Tim Green
 SID: Brian Johnson

EAST STROUDSBURG

East Stroudsburg, PA 18301II

Coach: Dennis Douds, Slippery Rock 1963
 Record: 32 Years, 199-130-3

2005 RESULTS (11-3)

| | |
|-------------------------|---------|
| 72 Bentley |17 |
| 23 Edinboro ■ |21 |
| 66 C.W. Post |49 |
| 17 Millersville |13 |
| 24 Bloomsburg ■ |31 |
| 56 Clarion |0 |
| 42 Kutztown ■ |14 |
| 17 West Chester |18 |
| 40 Cheyney |3 |
| 57 Mansfield ■ |20 |
| 55 Southern Conn. St. ■ |33 |
| 52 Bloomsburg |39 |
| 55 C.W. Post ■ |28 |
| 20 Grand Valley St. |55 |

Nickname: Warriors
 Colors: Red & Black
 Stadium: Eiler-Martin
 Capacity: 6,000; Year Built: 1969
 AD: Thomas Giaglio
 SID: Chris Myers

EAST TEX. BAPTIST

Marshall, TX 75670-1498III

Coach: Ralph Harris, Sul Ross St.
 Record: 6 Years, 32-30-0

2005 RESULTS (6-4)

| | |
|---------------------|---------|
| 7 Southern Ark. ■ |51 |
| 23 Howard Payne ■ |20 |
| 16 Austin |6 |
| 27 Sul Ross St. |24 |
| 17 Texas Lutheran ■ |16 |

| | | |
|----|-------------------------|----|
| 13 | Hardin-Simmons..... | 38 |
| 30 | Louisiana Col. ■..... | 34 |
| 7 | Mary Hardin-Baylor..... | 23 |
| 29 | Mississippi Col. ■..... | 28 |
| 36 | McMurry..... | 10 |

Nickname: Tigers
 Colors: Navy & Gold
 Stadium: Ornelas
 Capacity: 2,200; Year Built: 2000
 AD: Kent Reeves
 SID: David Weaver

EASTERN ILL.

Charleston, IL 61920-3099.....I-AA

Coach: Bob Spoo, Purdue 1960
 Record: 19 Years, 119-98-1

2005 RESULTS (9-3)

| | | |
|----|------------------------|----|
| 24 | Indiana St. | 13 |
| 10 | Brigham Young..... | 45 |
| 6 | Illinois St. ■..... | 27 |
| 43 | Samford ■..... | 14 |
| 48 | Southeast Mo. St. | 24 |
| 53 | Eastern Ky. ■..... | 22 |
| 35 | Murray St. | 28 |
| 26 | Tenn.-Martin ■..... | 7 |
| 27 | Tennessee St. | 3 |
| 31 | Tennessee Tech ■..... | 20 |
| 10 | Jacksonville St. | 6 |
| 6 | Southern Ill. ■..... | 21 |

Nickname: Panthers
 Colors: Blue & Gray
 Stadium: O'Brien
 Capacity: 10,000; Year Built: 1970
 AD: Richard A. McDuffie
 SID: Dave Kidwell

EASTERN KY.

Richmond, KY 40475-3101.....I-AA

Coach: Danny Hope, Eastern Ky. 1981
 Record: 3 Years, 20-14-0

2005 RESULTS (7-4)

| | | |
|----|--------------------------|----|
| 16 | Appalachian St. ■..... | 24 |
| 21 | Western Ky. | 23 |
| 10 | North Carolina St. | 54 |
| 52 | Tennessee Tech ■..... | 3 |
| 31 | Jacksonville St. | 14 |
| 38 | Samford ■..... | 6 |
| 22 | Eastern Ill. | 53 |
| 33 | Southeast Mo. St. ■..... | 32 |
| 43 | Murray St. | 7 |
| 31 | Tenn.-Martin ■..... | 17 |
| 49 | Tennessee St. | 0 |

Nickname: Colonels
 Colors: Maroon & White
 Stadium: Roy Kidd
 Capacity: 20,000; Year Built: 1969
 AD: Mark S. Sandy
 SID: Karl Park

EASTERN MICH.

Ypsilanti, MI 48197.....I-A

Coach: Jeff Genyk, Bowling Green 1982
 Record: 2 Years, 8-14-0

2005 RESULTS (4-7)

| | | |
|----|----------------------|----|
| 26 | Cincinnati..... | 28 |
| 31 | La-Lafayette ■..... | 10 |
| 0 | Michigan..... | 55 |
| 23 | Central Mich. | 20 |
| 27 | Kent St. ■..... | 20 |
| 3 | Toledo..... | 30 |
| 8 | Northern Ill. | 24 |
| 23 | Miami (Ohio) ■..... | 24 |
| 36 | Western Mich. *..... | 44 |
| 25 | Ball St. ■..... | 26 |
| 38 | Buffalo..... | 14 |

Nickname: Eagles
 Colors: Green & White
 Stadium: Rynearson
 Capacity: 30,200; Year Built: 1969
 AD: Derrick L. Gragg/Robert England
 SID: Jim Streeter

EASTERN N.M.

Portales, NM 88130.....II

Coach: Mark Ribaudo, Arizona 1988
 Record: 1 Year, 5-6-0

2005 RESULTS (5-6)

| | | |
|----|---------------------------|----|
| 0 | Central Ark. *..... | 51 |
| 12 | Southeastern Okla. ■..... | 28 |
| 28 | Southwestern Okla. | 0 |
| 30 | East Central ■..... | 13 |
| 33 | Abilene Christian | 30 |
| 38 | Angelo St. ■..... | 14 |
| 51 | West Tex. A&M..... | 52 |
| 27 | Tarleton St. ■..... | 34 |
| 14 | Tex. A&M-Kingsville | 26 |
| 27 | Midwestern St. ■..... | 62 |
| 47 | Western N.M. | 20 |

Nickname: Greyhounds
 Colors: Green & Silver
 Stadium: Greyhound
 Capacity: 6,100; Year Built: 1969
 AD: Michael Maguire
 SID: Robert McKinney

EASTERN WASH.

Cheney, WA 99004.....I-AA

Coach: Paul Wulff, Washington St. 1990
 Record: 6 Years, 41-28-0

2005 RESULTS (7-5)

| | | |
|----|---------------------|----|
| 24 | San Jose St. | 35 |
| 48 | Western Ore. ■..... | 7 |
| 30 | Idaho St. | 34 |
| 42 | Portland St. ■..... | 24 |
| 42 | Northern Ariz. | 14 |
| 34 | Montana..... | 20 |
| 23 | Weber St. ■..... | 28 |
| 45 | Sacramento St. | 17 |
| 35 | Cal Poly..... | 40 |
| 35 | Montana St. ■..... | 14 |
| 24 | UC Davis ■..... | 7 |
| 38 | UNI..... | 41 |

Nickname: Eagles
 Colors: Red & White
 Stadium: Woodward Field
 Capacity: 8,600; Year Built: 1967
 AD: Pamela Parks (Interim)
 SID: Dave Cook

EDINBORO

Edinboro, PA 16444-0001.....II

Coach: Lou Tepper, Rutgers 1967
 Record: 12 Years, 64-57-2

2005 RESULTS (8-2)

| | | |
|----|-----------------------|----|
| 47 | West Va. Tech ■..... | 0 |
| 21 | East Stroudsburg..... | 23 |
| 42 | Tiffin ■..... | 7 |
| 16 | Shippensburg ■..... | 0 |
| 44 | Clarion ■..... | 0 |
| 26 | California (Pa.)..... | 36 |
| 20 | Indiana (Pa.)..... | 10 |
| 24 | Slippery Rock ■..... | 7 |
| 33 | Kutztown ■..... | 7 |
| 41 | Lock Haven..... | 3 |

Nickname: Fighting Scots
 Colors: Red & White
 Stadium: Sox Harrison
 Capacity: 5,000; Year Built: 1965
 AD: Bruce R. Baumgartner
 SID: Bob Shreve

ELIZABETH CITY ST.

Elizabeth City, NC 27909.....II

Coach: Waverly Tillar, Virginia Union 1975
 Record: 3 Years, 7-23-0

2005 RESULTS (2-8)

| | | |
|----|------------------------|----|
| 51 | Livingstone ■..... | 6 |
| 7 | Bethune-Cookman | 34 |
| 6 | Fayetteville St. | 39 |
| 23 | Winston-Salem..... | 24 |
| 0 | St. Augustine's ■..... | 7 |
| 6 | Virginia St. | 26 |
| 8 | Bowie St. ■..... | 13 |
| 7 | Shaw..... | 24 |
| 8 | St. Paul's ■..... | 6 |
| 6 | Virginia Union | 14 |

Nickname: Vikings
 Colors: Royal Blue & White
 Stadium: Roebuck
 Capacity: 5,000; Year Built: 1983
 AD: Edward McLean
 SID: April J. Emory

ELMHURST

Elmhurst, IL 60126-3296.....III

Coach: Tom Journell, Wittenberg 1987
 Record: 2 Years, 10-10-0

2005 RESULTS (6-4)

| | | |
|----|-----------------------------|----|
| 52 | Benedictine (Ill.)..... | 6 |
| 55 | Concordia (Ill.) ■..... | 14 |
| 21 | Chicago..... | 17 |
| 20 | Ill. Wesleyan ■..... | 15 |
| 28 | North Park..... | 12 |
| 7 | Wheaton (Ill.) ■..... | 24 |
| 21 | North Central (Ill.) ■..... | 28 |
| 42 | Augustana (Ill.)..... | 64 |
| 45 | Millikin..... | 35 |
| 20 | Carthage ■..... | 41 |

Nickname: Bluejays
 Colors: Blue & White
 Stadium: Langhorst
 Capacity: 2,500; Year Built: 1920
 AD: Paul Krohn
 SID: Kevin Juday

ELON

Elon, NC 27244-2010.....I-AA

Coach: Paul Hamilton, Appalachian St. 1981
 Record: 9 Years, 44-57-0

2005 RESULTS (3-8)

| | | |
|----|------------------------|----|
| 10 | Coastal Caro. ■..... | 17 |
| 48 | Savannah St. | 14 |
| 34 | Presbyterian ■..... | 19 |
| 12 | N.C. A&T ■..... | 9 |
| 7 | Ga. Southern ■..... | 49 |
| 9 | Wofford..... | 14 |
| 7 | Chattanooga ■..... | 10 |
| 6 | Furman..... | 45 |
| 26 | Western Caro. | 31 |
| 0 | Citadel..... | 21 |
| 14 | Appalachian St. ■..... | 52 |

Nickname: Phoenix
 Colors: Maroon & Gold
 Stadium: Rhodes
 Capacity: 11,250; Year Built: 2001
 AD: Alan J. White
 SID: Matt Eviston

EMORY & HENRY

Emory, VA 24327-0947.....III

Coach: Don Montgomery, Mount Union 1977
 Record: 1 Year, 1-9-0

2005 RESULTS (1-9)

| | | |
|----|---------------|----|
| 7 | Marietta..... | 25 |
| 13 | Ferrum ■..... | 29 |

| | |
|------------------------|----|
| 0 Wash. & Jeff. ■ | 50 |
| 21 Methodist | 55 |
| 6 Hampden-Sydney ■ | 44 |
| 3 Randolph-Macon | 27 |
| 17 Bridgewater (Va.) ■ | 31 |
| 24 Catholic | 21 |
| 7 Wash. & Lee ■ | 45 |
| 6 Guilford | 42 |

Nickname: Wasps
 Colors: Blue & Gold
 Stadium: Fullerton Field
 Capacity: 5,500; Year Built: 1926
 AD: J.P. Barfield
 SID: Nathan Graybeal

EMPORIA ST.

Emporia, KS 66801-5087||

Coach: David Wiemers, Washburn 1990
 Record: 5 Years, 32-24-0

2005 RESULTS (4-6)

| | |
|------------------------|----|
| 52 Fort Hays St. | 13 |
| 21 Winona St. | 40 |
| 45 Southwest Baptist ■ | 28 |
| 17 Pittsburg St. | 52 |
| 0 Northwest Mo. St. ■ | 14 |
| 41 Truman | 12 |
| 14 Mo. Western St. ■ | 21 |
| 14 Washburn ■ | 42 |
| 14 Central Mo. St. ■ | 21 |
| 22 Mo. Southern St. | 21 |

Nickname: Hornets
 Colors: Old Gold & Black
 Stadium: Welch
 Capacity: 7,000; Year Built: 1937
 AD: Kent Weiser
 SID: Donald Weast

ENDICOTT

Beverly, MA 01915|||

Coach: J.B. Wells, Trinity (Conn.) 1991
 Record: 3 Years, 17-12-0

2005 RESULTS (7-3)

| | |
|---------------------|----|
| 20 Hartwick ■ | 27 |
| 7 Rensselaer | 34 |
| 46 Framingham St. ■ | 0 |
| 24 Western New Eng. | 14 |
| 16 Mass.-Dartmouth | 14 |
| 21 Fitchburg St. ■ | 7 |
| 35 Salve Regina ■ | 0 |
| 16 Curry | 21 |
| 29 Nichols | 0 |
| 38 MIT ■ | 19 |

Nickname: Gulls
 Colors: Blue, Kelly Green & White
 Stadium: Endicott
 Capacity: 2,200; Year Built: 2003
 AD: Larry R. Hiser
 SID: Jennifer Lucey

EUREKA

Eureka, IL 61530-1500|||

Coach: Dan Sullivan, Loras 1997
 Record: 1 Year, 1-8-0

2005 RESULTS (1-8)

| | |
|-------------------------|----|
| 10 Rockford | 35 |
| 6 North Park ■ | 34 |
| 32 Concordia (Ill.) ■ | 13 |
| 0 Lakeland | 64 |
| 0 Greenville | 49 |
| 13 Benedictine (Ill.) ■ | 22 |
| 7 Aurora ■ | 27 |
| 12 MacMurray | 54 |
| 7 Chicago | 55 |

Nickname: Red Devils
 Colors: Maroon & Gold
 Stadium: McKinzie
 Capacity: 2,000; Year Built: 1913
 AD: Sandy Schuster
 SID: Shelly Lindsey

FDU-FLORHAM

Madison, NJ 07940|||

Coach: Rich Mosca, West Liberty St. 1972
 Record: 4 Years, 11-29-0

2005 RESULTS (4-6)

| | |
|---------------------|----|
| 3 Delaware Valley ■ | 49 |
| 20 TCNJ | 42 |
| 21 Wilkes | 37 |
| 49 Lycoming ■ | 14 |
| 15 Lebanon Valley | 43 |
| 17 Moravian ■ | 41 |
| 17 Albright | 14 |
| 21 Susquehanna ■ | 16 |
| 21 King's (Pa.) | 49 |
| 51 Juniata ■ | 41 |

Nickname: Devils
 Colors: Cardinal & Navy
 Stadium: Robert T. Shields
 Capacity: 4,000; Year Built: 1973
 AD: William T. Klika
 SID: W. Scott Giglio

FAIRMONT ST.

Fairmont, WV 26554||

Coach: Rusty Elliott, Fairmont St. 1979
 Record: 4 Years, 16-24-0

2005 RESULTS (4-6)

| | |
|------------------------|----|
| 6 California (Pa.) | 42 |
| 0 Bloomsburg ■ | 33 |
| 34 Concord ■ | 7 |
| 52 West Virginia St. | 0 |
| 11 Shepherd ■ | 14 |
| 3 Glenville St. ■ | 24 |
| 15 West Liberty St. | 27 |
| 5 Charleston (W.V.) ■ | 30 |
| 55 West Va. Wesleyan * | 14 |
| 34 West Va. Tech | 3 |

Nickname: Falcons
 Colors: Maroon, White & Fairmont Gold
 Stadium: Duvall-Rosier Field
 Capacity: 5,000; Year Built: 1929
 AD: David Scott Gines
 SID: Jim Brinkman

FAYETTEVILLE ST.

Fayetteville, NC 28301-4298||

Coach: Kenny Phillips, East Caro. 1987
 Record: 6 Years, 41-25-0

2005 RESULTS (6-4)

| | |
|-------------------------|----|
| 53 Virginia Union ■ | 26 |
| 6 Presbyterian | 35 |
| 39 Elizabeth City St. ■ | 6 |
| 23 St. Paul's | 13 |
| 14 Virginia St. ■ | 22 |
| 24 Winston-Salem ■ | 26 |
| 12 N.C. Central | 17 |
| 34 Johnson C. Smith ■ | 23 |
| 45 St. Augustine's | 28 |
| 52 Livingstone | 22 |

Nickname: Broncos
 Colors: Royal Blue & Lily White
 Stadium: Jeralds Ath. Complex
 Capacity: 6,200; Year Built: 1940
 AD: Major Boyd
 SID: Marion Crowe Jr.

FERRIS ST.

Big Rapids, MI 49307-2295||

Coach: Jeff Pierce, Ferris St. 1979
 Record: 11 Years, 69-52-0

2005 RESULTS (3-8)

| | |
|---------------------|----|
| 10 Grand Valley St. | 30 |
| 21 Ashland ■ | 24 |

| | |
|---------------------|----|
| 14 Hillsdale | 34 |
| 3 Indianapolis ■ | 7 |
| 33 Mercyhurst ■ | 27 |
| 34 Findlay | 31 |
| 7 North Dakota | 44 |
| 62 Northern Mich. ■ | 42 |
| 19 Michigan Tech | 35 |
| 23 Northwood ■ | 42 |
| 32 Saginaw Valley | 39 |

Nickname: Bulldogs
 Colors: Crimson & Gold
 Stadium: Top Taggart Field
 Capacity: 6,200; Year Built: 1957
 AD: Tom Kirinovic
 SID: Joe Gorby

FERRUM

Ferrum, VA 24088|||

Coach: Dave Davis, Elon 1971
 Record: 12 Years, 64-53-0

2005 RESULTS (9-2)

| | |
|----------------------|----|
| 41 Guilford ■ | 7 |
| 29 Emory & Henry | 13 |
| 43 Chowan | 26 |
| 34 Shenandoah | 13 |
| 55 Averett ■ | 40 |
| 56 Maryville (Tenn.) | 34 |
| 42 Methodist ■ | 37 |
| 55 Greensboro ■ | 0 |
| 63 N.C. Wesleyan | 28 |
| 7 Chris. Newport ■ | 44 |
| 14 Wesley | 59 |

Nickname: Panthers
 Colors: Black & Gold
 Stadium: Adams
 Capacity: 5,500; Year Built: 1970
 AD: Abe Naff
 SID: Gary Holden

FINDLAY

Findlay, OH 45840||

Coach: Dan Simrell, Toledo 1966
 Record: 14 Years, 78-74-2

2005 RESULTS (3-8)

| | |
|----------------------|----|
| 31 Tiffin ■ | 10 |
| 17 Hillsdale ■ | 14 |
| 40 Northern Mich. ■ | 37 |
| 3 Saginaw Valley | 42 |
| 17 Northwood | 34 |
| 31 Ferris St. ■ | 34 |
| 0 Indianapolis ■ | 28 |
| 17 Wayne St. (Mich.) | 34 |
| 45 Gannon | 50 |
| 14 Ashland ■ | 21 |
| 21 Mercyhurst | 35 |

Nickname: Oilers
 Colors: Orange & Black
 Stadium: Donnell
 Capacity: 7,500; Year Built: 1928
 AD: Steven Rackley
 SID: David Buck

FITCHBURG ST.

Fitchburg, MA 01420-2697|||

Coach: Patrick Haverty, Worcester St. 1991
 Record: 4 Years, 26-15-0

2005 RESULTS (8-3)

| | |
|-----------------------|----|
| 28 Curry ■ | 13 |
| 35 Western New Eng. ■ | 20 |
| 6 Westfield St. | 0 |
| 28 Bridgewater St. ■ | 21 |
| 7 Endicott | 21 |
| 21 Maine Maritime ■ | 0 |
| 39 Mass. Maritime | 19 |
| 58 Framingham St. | 0 |

| | |
|----------------------|----|
| 20 Worcester St. ■ | 17 |
| 14 Curry | 17 |
| 17 Bridgewater St. ■ | 34 |

Nickname: Falcons
 Colors: Green, Gold & White
 Stadium: Robert Elliot
 Capacity: 1,000; Year Built: 1984
 AD: Sue E. Lauder
 SID: Rusty Eggen

FLORIDA

Gainesville, FL 32611.....IA

Coach: Urban Meyer, Cincinnati 1986
 Record: 5 Years, 48-11-0

2005 RESULTS (9-3)

| | |
|----------------------|----|
| 32 Wyoming ■ | 14 |
| 41 Louisiana Tech ■ | 3 |
| 16 Tennessee ■ | 7 |
| 49 Kentucky | 28 |
| 3 Alabama | 31 |
| 35 Mississippi St. ■ | 9 |
| 17 LSU | 21 |
| 14 Georgia * | 10 |
| 49 Vanderbilt ■ | 42 |
| 22 South Carolina | 30 |
| 34 Florida St. ■ | 7 |
| 31 Iowa * | 24 |

Nickname: Gators
 Colors: Orange & Blue
 Stadium: Florida Field
 Capacity: 88,548; Year Built: 1929
 AD: Jeremy N. Foley
 SID: Steve McClain

FLORIDA A&M

Tallahassee, FL 32307.....IAA

Coach: Rubin Carter, Miami (Fla.) 1975
 Record: 1 Year, 6-5-0

2005 RESULTS (6-5)

| | |
|----------------------|----|
| 17 Delaware St. ■ | 21 |
| 3 South Fla. | 37 |
| 33 Howard ■ | 20 |
| 12 Tennessee St. * | 7 |
| 6 Florida Int'l | 23 |
| 3 South Carolina St. | 49 |
| 31 Norfolk St. ■ | 17 |
| 27 Morgan St. | 16 |
| 24 N.C. A&T ■ | 14 |
| 14 Hampton | 34 |
| 26 Bethune-Cookman * | 23 |

Nickname: Rattlers
 Colors: Orange & Green
 Stadium: Bragg Memorial
 Capacity: 25,500; Year Built: 1957
 AD: Nelson E. Townsend
 SID: Alvin Hollins

FLA. ATLANTIC

Boca Raton, FL 33431-0991.....IA

Coach: Howard Schnellenberger, Kentucky 1956
 Record: 21 Years, 128-107-3

2005 RESULTS (2-9)

| | |
|-------------------|----|
| 19 Kansas | 30 |
| 3 Oklahoma St. ■ | 23 |
| 7 Minnesota | 46 |
| 21 La.-Monroe ■ | 28 |
| 10 Louisville | 61 |
| 28 La.-Lafayette | 10 |
| 14 Middle Tenn. ■ | 35 |
| 0 Arkansas St. | 3 |
| 14 Troy | 28 |
| 26 North Texas ■ | 23 |
| 6 Florida Int'l | 52 |

Nickname: Owls
 Colors: Blue & Red

Stadium: Lockhart
 Capacity: 20,540; Year Built: 1998
 AD: Craig W. Angelos
 SID: Katrina McCormack

FLORIDA INT'L

Miami, FL 33199.....IA

Coach: Don Strock, Virginia Tech 1973
 Record: 4 Years, 15-29-0

2005 RESULTS (5-6)

| | |
|--------------------|----|
| 21 Kansas St. | 35 |
| 3 Texas Tech | 56 |
| 24 Arkansas St. | 66 |
| 23 Florida A&M ■ | 6 |
| 10 North Texas ■ | 13 |
| 13 Troy | 18 |
| 35 Middle Tenn. ■ | 31 |
| 31 La.-Monroe | 29 |
| 7 La.-Lafayette | 28 |
| 38 Western Ky. ■ | 35 |
| 52 Fla. Atlantic ■ | 6 |

Nickname: Golden Panthers
 Colors: Blue & Gold
 Stadium: FIU
 Capacity: 17,000; Year Built: 1995
 AD: Rick Mello
 SID: Rich Kelch

FLORIDA ST.

Tallahassee, FL 32306.....IA

Coach: Bobby Bowden, Samford 1953
 Record: 40 Years, 359-107-4

2005 RESULTS (8-5)

| | |
|-------------------------|----|
| 10 Miami (Fla.) ■ | 7 |
| 62 Citadel ■ | 10 |
| 28 Boston College | 17 |
| 38 Syracuse ■ | 14 |
| 41 Wake Forest ■ | 24 |
| 21 Virginia | 26 |
| 55 Duke | 24 |
| 35 Maryland ■ | 27 |
| 15 North Carolina St. ■ | 20 |
| 14 Clemson | 35 |
| 7 Florida | 34 |
| 27 Virginia Tech * | 22 |
| 23 Penn St. * | 26 |

Nickname: Seminoles
 Colors: Garnet & Gold
 Stadium: Bobby Bowden Field at Doak S. Campbell
 Stadium
 Capacity: 82,300; Year Built: 1950
 AD: David R. Hart Jr.
 SID: Rob Wilson

FORDHAM

Bronx, NY 10458-5155.....IAA

Coach: Ed Foley, Bucknell 1989
 Record: 2 Years, 7-15-0

2005 RESULTS (2-9)

| | |
|-------------------|----|
| 20 Rhode Island | 34 |
| 13 Duquesne | 30 |
| 17 Columbia ■ | 23 |
| 10 Lafayette | 27 |
| 14 Brown | 37 |
| 0 Colgate | 23 |
| 21 Georgetown | 24 |
| 24 Holy Cross ■ | 20 |
| 28 Bucknell ■ | 21 |
| 3 Lehigh ■ | 40 |
| 0 Albany (N.Y.) ■ | 41 |

Nickname: Rams
 Colors: Maroon & White
 Stadium: Jack Coffey Field
 Capacity: 7,000; Year Built: 1930
 AD: Francis X. McLaughlin
 SID: Joe DiBari

FORT HAYS ST.

Hays, KS 67601.....II

Coach: Kevin Verdugo, Colorado St.
 Record: 1 Year, 2-8-0

2005 RESULTS (2-8)

| | |
|---------------------|----|
| 13 Emporia St. ■ | 52 |
| 7 Pittsburg St. | 58 |
| 21 N.M. Highlands | 14 |
| 6 Chadron St. | 45 |
| 18 Adams St. ■ | 15 |
| 10 Colorado Mines ■ | 46 |
| 20 Fort Lewis | 51 |
| 8 Mesa St. | 22 |
| 20 Neb.-Kearney ■ | 54 |
| 14 Western St. ■ | 26 |

Nickname: Tigers
 Colors: Black & Gold
 Stadium: Lewis Field
 Capacity: 6,362; Year Built: 1936
 AD: Curtis Hammeke
 SID: Ryan Prickett

FORT LEWIS

Durango, CO 81301-3999.....II

Coach: Ed Rifilato, Idaho 1998
 Record: 4 Years, 20-22-0

2005 RESULTS (6-4)

| | |
|---------------------|----|
| 0 Montana | 55 |
| 31 Mesa St. ■ | 12 |
| 23 Adams St. | 27 |
| 28 Western St. | 17 |
| 42 Chadron St. ■ | 35 |
| 51 Fort Hays St. ■ | 20 |
| 41 Colorado Mines | 42 |
| 28 Neb.-Kearney | 22 |
| 14 Northern Colo. | 45 |
| 38 N.M. Highlands ■ | 31 |

Nickname: Skyhawks
 Colors: Navy Blue, Light Blue & Gold
 Stadium: Ray Dennison Memorial
 Capacity: 4,000; Year Built: 1958
 AD: David L. Preszler
 SID: Sarah Meier

FORT VALLEY ST.

Fort Valley, GA 31030.....II

Coach: John Morgan, Bowie St. 1993
 Record: 3 Years, 21-11-0

2005 RESULTS (7-3)

| | |
|-----------------------|----|
| 10 Valdosta St. * | 32 |
| 24 Morehouse | 17 |
| 31 Lane ■ | 23 |
| 20 Clark Atlanta * | 0 |
| 35 Benedict | 24 |
| 20 Miles ■ | 17 |
| 22 Kentucky St. | 12 |
| 14 Tuskegee | 27 |
| 24 Stillman ■ | 14 |
| 23 Albany St. (Ga.) * | 41 |

Nickname: Wildcats
 Colors: Royal Blue & Old Gold
 Stadium: Wildcat
 Capacity: 7,500; Year Built: 1957
 AD: Gwendolyn Reeves
 SID: Russell Boone Jr.

FRAMINGHAM ST.

Framingham, MA 01701-9101.....III

Coach: Mark Sullivan, Massachusetts 1985
 Record: 4 Years, 3-33-0

2005 RESULTS (2-7)

| | |
|-------------------|----|
| 14 MIT ■ | 7 |
| 0 Endicott | 46 |
| 0 Bridgewater St. | 57 |

| | | |
|----|------------------|----|
| 27 | Mass. Maritime ■ | 20 |
| 0 | Worcester St. ■ | 37 |
| 8 | Western New Eng. | 45 |
| 2 | Westfield St. ■ | 10 |
| 0 | Fitchburg St. ■ | 58 |
| 6 | Maine Maritime | 35 |

Nickname: Rams
 Colors: Black & Gold
 Stadium: Maple Street Field
 Capacity: 1,500; Year Built: 1900
 AD: Thomas M. Kelley
 SID: Kathy Lynch

FRANKLIN

Franklin, IN 46131III

Coach: Mike Leonard, Hanover 1984
 Record: 3 Years, 12-18-0

2005 RESULTS (5-5)

| | | |
|----|-------------------|----|
| 14 | Ohio Wesleyan | 30 |
| 41 | Oliver | 23 |
| 24 | Millikin ■ | 31 |
| 50 | Tri-State ■ | 6 |
| 23 | Anderson (Ind.) ■ | 24 |
| 20 | Mt. St. Joseph | 41 |
| 41 | Manchester ■ | 24 |
| 23 | Defiance | 38 |
| 24 | Bluffton ■ | 21 |
| 45 | Hanover | 15 |

Nickname: Grizzlies
 Colors: Navy & Old Gold
 Stadium: Faught
 Capacity: 2,000; Year Built: 1999
 AD: Kerry N. Prather
 SID: Kevin Elixman

FRANK. & MARSH.

Lancaster, PA 17604-3003III

Coach: Shawn Halloran, Boston College 1986
 Record: 3 Years, 17-15-0

2005 RESULTS (5-6)

| | | |
|----|-------------------|----|
| 21 | Bethany (W.V.) | 34 |
| 0 | Hobart | 34 |
| 6 | Carnegie Mellon ■ | 0 |
| 15 | Muhlenberg ■ | 9 |
| 7 | Johns Hopkins | 19 |
| 10 | Union (N.Y.) ■ | 14 |
| 16 | Dickinson | 19 |
| 17 | McDaniel | 14 |
| 19 | Ursinus | 17 |
| 13 | Gettysburg ■ | 7 |
| 23 | Salisbury | 27 |

Nickname: Diplomats
 Colors: Blue & White
 Stadium: Sponaugle-Williamson
 Capacity: 4,000; Year Built: 1920
 AD: Timothy D. Downes
 SID: Edward Haas

FRESNO ST.

Fresno, CA 93740-0048I-A

Coach: Pat Hill, UC Riverside 1973
 Record: 9 Years, 72-43-0

2005 RESULTS (8-5)

| | | |
|----|---------------------|----|
| 55 | Weber St. ■ | 17 |
| 34 | Oregon | 37 |
| 44 | Toledo ■ | 14 |
| 37 | New Mexico St. | 7 |
| 53 | Utah St. ■ | 21 |
| 40 | Idaho | 10 |
| 27 | Hawaii | 13 |
| 45 | San Jose St. ■ | 7 |
| 27 | Boise St. ■ | 7 |
| 42 | Southern California | 50 |
| 35 | Nevada | 38 |
| 28 | Louisiana Tech ■ | 40 |
| 24 | Tulsa * | 31 |

Nickname: Bulldogs
 Colors: Bulldog Red & Blue
 Stadium: Bulldog
 Capacity: 41,031; Year Built: 1980
 AD: Thomas C. Boeh
 SID: Steve Weakland

FROSTBURG ST.

Frostburg, MD 21532-1099III

Coach: Rubin Stevenson, Salisbury 1984
 Record: 6 Years, 27-33-0

2005 RESULTS (6-5)

| | | |
|----|-------------------|----|
| 3 | Apprentice | 21 |
| 17 | Montclair St. ■ | 14 |
| 14 | Brockport St. | 19 |
| 27 | Buffalo St. ■ | 26 |
| 10 | Wesley | 35 |
| 23 | Thomas More | 6 |
| 45 | Seton Hill ■ | 9 |
| 16 | Westminster (Pa.) | 13 |
| 17 | Waynesburg ■ | 10 |
| 24 | Salisbury * | 30 |
| 7 | Moravian ■ | 14 |

Nickname: Bobcats
 Colors: Red, White & Black
 Stadium: Bobcat
 Capacity: 4,000; Year Built: 1974
 AD: Ralph Brewer
 SID: Chris Starke

FURMAN

Greenville, SC 29613I-AA

Coach: Bobby Lamb, Furman 1987
 Record: 4 Years, 35-15-0

2005 RESULTS (11-3)

| | | |
|----|-------------------|----|
| 37 | Jacksonville St. | 35 |
| 21 | Western Caro. | 41 |
| 45 | Samford ■ | 23 |
| 44 | Hofstra ■ | 41 |
| 48 | Gardner-Webb ■ | 31 |
| 34 | Appalachian St. ■ | 31 |
| 39 | Citadel | 31 |
| 45 | Elon ■ | 6 |
| 24 | Ga. Southern | 27 |
| 34 | Wofford | 21 |
| 56 | Chattanooga | 35 |
| 14 | Nicholls St. ■ | 12 |
| 24 | Richmond | 20 |
| 23 | Appalachian St. | 29 |

Nickname: Paladins
 Colors: Purple & White
 Stadium: Paladin
 Capacity: 16,000; Year Built: 1981
 AD: Gary Clark
 SID: Hunter Reid

GANNON

Erie, PA 16541-0001II

Coach: Bill Elias, Massachusetts 1977
 Record: 7 Years, 31-40-0

2005 RESULTS (3-8)

| | | |
|----|-------------------|----|
| 35 | Mercyhurst ■ | 26 |
| 10 | Grand Valley St. | 61 |
| 0 | Ashland | 27 |
| 9 | Hillsdale ■ | 43 |
| 26 | Northern Mich. ■ | 23 |
| 17 | Michigan Tech | 45 |
| 7 | Northwood ■ | 24 |
| 20 | Indianapolis | 27 |
| 50 | Findlay ■ | 45 |
| 7 | Wayne St. (Mich.) | 14 |
| 23 | Tiffin | 30 |

Nickname: Golden Knights
 Colors: Maroon & Gold

Stadium: Gannon University Field
 Capacity: 2,500; Year Built: 2001
 AD: Bill Elias
 SID: Dan Teliski

GARDNER-WEBB

Boiling Springs, NC 28017I-AA

Coach: Steve Patton, Furman 1977
 Record: 12 Years, 81-49-0

2005 RESULTS (5-6)

| | | |
|----|------------------|----|
| 65 | Union (Ky.) ■ | 12 |
| 54 | Belhaven ■ | 7 |
| 28 | Tenn.-Martin ■ | 31 |
| 31 | Furman | 48 |
| 21 | Hampton ■ | 52 |
| 31 | Coastal Caro. | 34 |
| 55 | VMI | 52 |
| 21 | Liberty ■ | 16 |
| 7 | Charleston So. ■ | 38 |
| 31 | Savannah St. | 21 |
| 42 | Wofford ■ | 56 |

Nickname: Runnin' Bulldogs
 Colors: Scarlet, White & Black
 Stadium: Spangler
 Capacity: 7,200; Year Built: 1969
 AD: Chuck Burch
 SID: Marc Rabb

GEORGETOWN

Washington, DC 20057-1121I-AA

Coach: Bob Benson, Vermont 1986
 Record: 13 Years, 72-64-0

2005 RESULTS (4-7)

| | | |
|----|-------------|----|
| 19 | Bucknell | 16 |
| 6 | Holy Cross | 48 |
| 3 | Brown ■ | 34 |
| 10 | Stony Brook | 7 |
| 7 | Lafayette ■ | 12 |
| 10 | Duquesne ■ | 7 |
| 7 | Cornell | 57 |
| 24 | Fordham ■ | 21 |
| 14 | Lehigh | 46 |
| 3 | Davidson ■ | 10 |
| 7 | Colgate ■ | 34 |

Nickname: Hoyas
 Colors: Blue & Gray
 Stadium: Multi-Sport Field
 Capacity: 2,500; Year Built: 2005
 AD: Bernard Muir
 SID: Kevin Rieder

GEORGIA

Athens, GA 30602-1661I-A

Coach: Mark Richt, Miami (Fla.) 1982
 Record: 5 Years, 52-13-0

2005 RESULTS (10-3)

| | | |
|----|------------------|----|
| 48 | Boise St. ■ | 13 |
| 17 | South Carolina ■ | 15 |
| 44 | La.-Monroe ■ | 7 |
| 23 | Mississippi St. | 10 |
| 27 | Tennessee | 14 |
| 34 | Vanderbilt | 17 |
| 23 | Arkansas ■ | 20 |
| 10 | Florida * | 14 |
| 30 | Auburn ■ | 31 |
| 45 | Kentucky ■ | 13 |
| 14 | Georgia Tech | 7 |
| 34 | LSU | 14 |
| 35 | West Virginia * | 38 |

Nickname: Bulldogs
 Colors: Red & Black
 Stadium: Sanford
 Capacity: 92,746; Year Built: 1929
 AD: Damon Evans
 SID: Claude Felton

GA. SOUTHERN

Statesboro, GA 30460-8086IAA

Coach: Mike Sewak, Virginia 1981
Record: 4 Years, 35-14-0

2005 RESULTS (8-4)

| | |
|--------------------------|----|
| 41 Northeastern..... | 38 |
| 20 McNeese St. ■..... | 23 |
| 17 Wofford..... | 21 |
| 48 Chattanooga ■..... | 10 |
| 49 Elon..... | 7 |
| 45 Western Caro. ■..... | 7 |
| 7 Appalachian St. | 24 |
| 49 Citadel ■..... | 14 |
| 55 South Dakota St. | 42 |
| 27 Furman ■..... | 24 |
| 63 Morehead St. ■..... | 17 |
| 35 Texas St. | 50 |

Nickname: Eagles
Colors: Blue & White
Stadium: Allen E. Paulson
Capacity: 18,000; Year Built: 1984
AD: Samuel Q. Baker
SID: Patrick Osterman

GEORGIA TECH

Atlanta, GA 30332-0455IAA

Coach: Chan Gailey, Florida 1974
Record: 7 Years, 52-33-0

2005 RESULTS (7-5)

| | |
|------------------------------|----|
| 23 Auburn..... | 14 |
| 27 North Carolina ■..... | 21 |
| 28 Connecticut ■..... | 13 |
| 7 Virginia Tech..... | 51 |
| 14 North Carolina St. ■..... | 17 |
| 35 Duke..... | 10 |
| 10 Clemson ■..... | 9 |
| 30 Wake Forest ■..... | 17 |
| 17 Virginia..... | 27 |
| 7 Georgia ■..... | 14 |
| 14 Miami (Fla.)..... | 10 |
| 10 Utah *..... | 38 |

Nickname: Yellow Jackets
Colors: Old Gold & White
Stadium: Bobby Dodd Stadium/Grant Field
Capacity: 55,000; Year Built: 1913
AD: David T. Braine
SID: Allison George

GETTYSBURG

Gettysburg, PA 17325-1668III

Coach: Barry H. Streeter, Lebanon Valley 1971
Record: 27 Years, 136-132-5

2005 RESULTS (4-6)

| | |
|--------------------------|----|
| 34 Lebanon Valley ■..... | 27 |
| 40 Hampden-Sydney..... | 56 |
| 20 Rochester ■..... | 41 |
| 21 Denison..... | 49 |
| 20 McDaniel ■..... | 17 |
| 0 Johns Hopkins..... | 14 |
| 13 Ursinus..... | 16 |
| 10 Muhlenberg ■..... | 3 |
| 17 Dickinson ■..... | 7 |
| 7 Frank. & Marsh. | 13 |

Nickname: Bullets
Colors: Orange & Blue
Stadium: Shirk Field at Musselman
Capacity: 6,176; Year Built: 1965
AD: David Wright
SID: Matt Daskivich

GLENVILLE ST.

Glenville, WV 26351II

Coach: Alan Fiddler, Glenville St. 1987
Record: 2 Years, 14-8-0

2005 RESULTS (9-2)

| | |
|--------------------------|----|
| 33 Johnson C. Smith..... | 9 |
| 20 Millersville..... | 21 |

| | |
|-----------------------------|----|
| 19 Charleston (W.V.)..... | 14 |
| 13 Shepherd ■..... | 34 |
| 82 West Va. Tech..... | 7 |
| 24 Fairmont St. | 3 |
| 50 Central St. (Ohio)..... | 20 |
| 45 West Liberty St. ■..... | 20 |
| 59 Concord ■..... | 15 |
| 49 West Virginia St. | 20 |
| 38 West Va. Wesleyan ■..... | 10 |

Nickname: Pioneers
Colors: Royal Blue & White
Stadium: Morris
Capacity: 5,000; Year Built: 1977
AD: Steven Harold
SID: Dwaine Osborne

GRAMBLING

Grambling, LA 71245IAA

Coach: Melvin Spears, Alcorn St. 1983
Record: 2 Years, 17-6-0

2005 RESULTS (11-1)

| | |
|----------------------------|----|
| 44 Alabama A&M ■..... | 0 |
| 7 Washington St. *..... | 48 |
| 50 Prairie View *..... | 7 |
| 37 Mississippi Val. ■..... | 22 |
| 26 Ark.-Pine Bluff..... | 23 |
| 52 Jackson St. | 21 |
| 58 Texas Southern ■..... | 21 |
| 32 Alabama St. | 27 |
| 82 Concordia-Selma ■..... | 7 |
| 50 Southern U. *..... | 35 |
| 46 Alcorn St. | 19 |
| 45 Alabama A&M *..... | 6 |

Nickname: Tigers
Colors: Black & Gold
Stadium: Robinson
Capacity: 19,600; Year Built: 1983
AD: Willie E. Jeffries
SID: Peter G. Forest

GRAND VALLEY ST.

Allendale, MI 49401II

Coach: Chuck Martin, Millikin 1990
Record: 2 Years, 23-3-0

2005 RESULTS (13-0)

| | |
|-----------------------------|----|
| 30 Ferris St. ■..... | 10 |
| 61 Gannon ■..... | 10 |
| 29 Indianapolis..... | 13 |
| 14 Ashland..... | 10 |
| 36 Wayne St. (Mich.) ■..... | 22 |
| 38 Hillsdale..... | 10 |
| 31 Saginaw Valley ■..... | 10 |
| 30 Northwood..... | 14 |
| 48 Northern Mich. ■..... | 3 |
| 17 North Dakota ■..... | 3 |
| 24 Saginaw Valley ■..... | 17 |
| 55 East Stroudsburg ■..... | 20 |
| 21 Northwest Mo. St. *..... | 17 |

Nickname: Lakers
Colors: Blue, Black & White
Stadium: Arend D. Lubbers
Capacity: 9,044; Year Built: 1979
AD: Tim W. Selgo
SID: Tim Nott

GREENSBORO

Greensboro, NC 27401-1875III

Coach: Neal Mitchell, Washington-St. Louis 1992
Record: 4 Years, 10-30-0

2005 RESULTS (1-9)

| | |
|---------------------------|----|
| 7 Davidson..... | 32 |
| 27 Maryville (Tenn.)..... | 35 |
| 7 Southern Va..... | 35 |
| 35 Guilford ■..... | 36 |
| 15 Chris. Newport ■..... | 28 |
| 34 Shenandoah..... | 27 |

| | |
|-------------------------|----|
| 20 Averett ■..... | 21 |
| 0 Ferrum..... | 55 |
| 21 Methodist ■..... | 45 |
| 21 N.C. Wesleyan ■..... | 28 |

Nickname: The Pride
Colors: Green, White & Silver
Stadium: Jamieson
Capacity: 10,000
AD: Kim A. Strable
SID: Bob Lowe

GREENVILLE

Greenville, IL 62246III

Coach: Eric Hehman, Taylor (Ind.) 1994
Record: 1 Year, 4-6-0

2005 RESULTS (4-6)

| | |
|--------------------------------|----|
| 17 Trinity Int'l..... | 26 |
| 7 Wheaton (Ill.)..... | 58 |
| 6 Aurora..... | 20 |
| 34 Benedictine (Ill.) ■..... | 33 |
| 49 Eureka ■..... | 0 |
| 23 MacMurray..... | 6 |
| 14 Concordia (Wis.) ■..... | 19 |
| 42 Concordia (Ill.)..... | 20 |
| 13 Lakeland ■..... | 20 |
| 24 Washington-St. Louis ■..... | 42 |

Nickname: Panthers
Colors: Orange & Black
Stadium: Francis Field
Capacity: 2,000; Year Built: 1987
AD: Doug Faulkner
SID: B.J. Schneck

GRINNELL

Grinnell, IA 50112III

Coach: Greg Wallace, Missouri Valley 1970
Record: 18 Years, 65-104-1

2005 RESULTS (1-9)

| | |
|---------------------------|----|
| 18 Ripon..... | 20 |
| 7 Lake Forest ■..... | 20 |
| 31 Macalester..... | 23 |
| 21 Illinois Col. ■..... | 47 |
| 14 Monmouth (Ill.) ■..... | 69 |
| 31 Knox..... | 57 |
| 19 Lawrence..... | 27 |
| 14 St. Norbert..... | 63 |
| 20 Carroll (Wis.) ■..... | 42 |
| 7 Beloit ■..... | 55 |

Nickname: Pioneers
Colors: Scarlet & Black
Stadium: Rosenbloom
Capacity: 1,750; Year Built: 1911
AD: Dee Fairchild
SID: Jordan Gizzarelli

GROVE CITY

Grove City, PA 16127-2104III

Coach: Chris Smith, Grove City 1972
Record: 22 Years, 85-123-2

2005 RESULTS (3-7)

| | |
|---------------------------|----|
| 21 Manchester..... | 24 |
| 16 Carnegie Mellon ■..... | 20 |
| 7 Thomas More..... | 15 |
| 16 Muhlenberg ■..... | 6 |
| 21 Bethany (W.V.) ■..... | 12 |
| 0 Thiel..... | 30 |
| 14 Wash. & Jeff. ■..... | 37 |
| 7 Waynesburg ■..... | 6 |
| 7 Alfred..... | 27 |
| 13 Westminster (Pa.)..... | 14 |

Nickname: Wolverines
Colors: Crimson & White
Stadium: Robert E. Thorn Field
Capacity: 3,500; Year Built: 1981
AD: Donald L. Lyle
SID: R.A. Briggs

GUILFORD

Greensboro, NC 27410-4173.....III

Coach: Kevin Kiesel, Gettysburg 1981
Record: 13 Years, 69-63-1

2005 RESULTS (5-5)

| | |
|---------------------------|----|
| 7 Ferrum..... | 41 |
| 25 Methodist ■..... | 42 |
| 21 Averett ■..... | 28 |
| 45 Hampden-Sydney ■..... | 47 |
| 36 Greensboro..... | 35 |
| 46 Bridgewater (Va.)..... | 62 |
| 28 Wash. & Lee ■..... | 26 |
| 37 Randolph-Macon ■..... | 29 |
| 49 Catholic..... | 42 |
| 42 Emory & Henry ■..... | 6 |

Nickname: Quakers
Colors: Crimson & Gray
Stadium: Armfield Athletic
Capacity: 3,500; Year Built: 1960
AD: Marion Kirby
SID: Dave Walters

GUST. ADOLPHUS

Saint Peter, MN 56082-1498.....III

Coach: Jay Schoenebeck, Gust. Adolphus 1980
Record: 12 Years, 57-63-0

2005 RESULTS (3-7)

| | |
|------------------------------|----|
| 3 Valley City St..... | 10 |
| 16 Wheaton (Ill.) ■..... | 23 |
| 3 Hamline..... | 7 |
| 14 St. John's (Minn.) ■..... | 41 |
| 0 Concordia-M'head..... | 30 |
| 42 Augsburg ■..... | 27 |
| 17 St. Olaf..... | 34 |
| 14 St. Thomas (Minn.)..... | 35 |
| 31 Carleton ■..... | 12 |
| 24 Bethel (Minn.) ■..... | 22 |

Nickname: Golden Gusties
Colors: Black & Gold
Stadium: Hollingsworth Field
Capacity: 4,000; Year Built: 1929
AD: Alan Molde
SID: Tim Kennedy

HAMILTON

Clinton, NY 13323.....III

Coach: Peter Alvanos, Drexel 1988
Record: 8 Years, 10-56-0

2005 RESULTS (1-7)

| | |
|----------------------------|----|
| 3 Amherst ■..... | 28 |
| 24 Wesleyan (Conn.) ■..... | 19 |
| 0 Trinity (Conn.)..... | 58 |
| 7 Bowdoin..... | 21 |
| 20 Colby ■..... | 34 |
| 14 Williams..... | 56 |
| 8 Middlebury..... | 45 |
| 20 Bates ■..... | 34 |

Nickname: Continentals
Colors: Buff & Blue
Stadium: Steuben Field
Capacity: 2,500
AD: David Thompson
SID: Jim Taylor

HAMLIN

St. Paul, MN 55104.....III

Coach: Paul Miller, Minn.-Morris 1973
Record: 6 Years, 23-37-0

2005 RESULTS (3-7)

| | |
|---------------------------|----|
| 24 Minn.-Morris..... | 8 |
| 7 Gust. Adolphus ■..... | 3 |
| 0 Bethel (Minn.)..... | 27 |
| 0 St. John's (Minn.)..... | 44 |
| 7 Concordia-M'head ■..... | 24 |
| 13 Augsburg..... | 19 |
| 14 St. Olaf ■..... | 49 |

| | |
|------------------------------|----|
| 54 Macalester..... | 0 |
| 13 St. Thomas (Minn.) ■..... | 35 |
| 19 Carleton..... | 20 |

Nickname: Pipers
Colors: Burgundy & Gray
Stadium: Klas Center
Capacity: 2,000; Year Built: 2004
AD: Dan O'Brien
SID: Troy Mallat

HAMPDEN-SYDNEY

Hampden-Sydney, VA 23943.....III

Coach: Marty Favret, Catholic 1984
Record: 6 Years, 42-18-0

2005 RESULTS (8-2)

| | |
|-----------------------------|----|
| 52 Sewanee ■..... | 7 |
| 56 Gettysburg ■..... | 40 |
| 47 Guilford..... | 45 |
| 24 Bridgewater (Va.) ■..... | 31 |
| 44 Emory & Henry..... | 6 |
| 34 Wash. & Lee ■..... | 38 |
| 28 Catholic..... | 21 |
| 66 Dickinson..... | 27 |
| 49 Johns Hopkins ■..... | 20 |
| 50 Randolph-Macon..... | 17 |

Nickname: Tigers
Colors: Garnet & Gray
Stadium: Hundley
Capacity: 2,400; Year Built: 1964
AD: Joseph E. Bush
SID: Donnie Turlington

HAMPTON

Hampton, VA 23668.....I-AA

Coach: Joe Taylor, Western Ill. 1972
Record: 23 Years, 183-71-4

2005 RESULTS (11-1)

| | |
|------------------------------|----|
| 20 Jackson St. *..... | 7 |
| 22 Howard..... | 12 |
| 31 N.C. A&T..... | 14 |
| 44 Morgan St. *..... | 14 |
| 26 Delaware St. ■..... | 8 |
| 52 Gardner-Webb..... | 21 |
| 55 Norfolk St..... | 14 |
| 14 South Carolina St. ■..... | 10 |
| 24 Bethune-Cookman..... | 10 |
| 34 Florida A&M ■..... | 14 |
| 44 Savannah St. ■..... | 6 |
| 10 Richmond ■..... | 38 |

Nickname: Pirates
Colors: Royal Blue & White
Stadium: Armstrong Field
Capacity: 17,000; Year Built: 1928
AD: Joseph Taylor
SID: Jamar Ross

HANOVER

Hanover, IN 47243-0108.....III

Coach: Wayne Perry, DePauw 1972
Record: 24 Years, 168-75-2

2005 RESULTS (4-6)

| | |
|-----------------------------|----|
| 12 Thomas More *..... | 7 |
| 20 Wash. & Jeff..... | 56 |
| 42 Bridgewater (Va.) *..... | 56 |
| 17 Waynesburg..... | 34 |
| 41 Mt. St. Joseph..... | 35 |
| 48 Manchester ■..... | 7 |
| 14 Defiance..... | 28 |
| 19 Bluffton ■..... | 33 |
| 35 Anderson (Ind.)..... | 28 |
| 15 Franklin ■..... | 45 |

Nickname: Panthers
Colors: Red & Blue
Stadium: L.S. Ayres Field
Capacity: 4,000; Year Built: 1973
AD: Lynn Hall
SID: Carter Cloud

HARDIN-SIMMONS

Abilene, TX 79698.....III

Coach: Jimmie Keeling, Howard Payne 1958
Record: 16 Years, 135-39-0

2005 RESULTS (8-2)

| | |
|-----------------------------|----|
| 38 Wis.-Stevens Point..... | 12 |
| 51 Louisiana Col. ■..... | 13 |
| 14 Mississippi Col..... | 0 |
| 45 Howard Payne ■..... | 20 |
| 42 Sul Ross St..... | 27 |
| 38 East Tex. Baptist ■..... | 13 |
| 7 Mary Hardin-Baylor ■..... | 38 |
| 36 McMurry..... | 25 |
| 31 Austin ■..... | 7 |
| 27 Texas Lutheran..... | 32 |

Nickname: Cowboys
Colors: Purple & Gold
Stadium: Shelton
Capacity: 4,000; Year Built: 1993
AD: John Neese
SID: Chad Grubbs

HARDING

Searcy, AR 72149-0001.....II

Coach: Randy Tribble, Harding 1977
Record: 12 Years, 66-58-1

2005 RESULTS (6-5)

| | |
|----------------------------|----|
| 47 Southwest Baptist..... | 14 |
| 45 Mo. Southern St. ■..... | 27 |
| 21 West Ga..... | 23 |
| 16 Valdosta St. ■..... | 13 |
| 6 North Ala..... | 35 |
| 0 Henderson St..... | 23 |
| 21 Central Ark. ■..... | 41 |
| 32 Ark.-Monticello..... | 14 |
| 7 Delta St..... | 27 |
| 27 Arkansas Tech ■..... | 10 |
| 24 Ouachita Baptist ■..... | 7 |

Nickname: Bisons
Colors: Black & Gold
Stadium: First Security
Capacity: 5,000; Year Built: 1999
AD: Greg Harnden
SID: Scott Goode

HARTWICK

Oneonta, NY 13820-4020.....III

Coach: Mark Carr, New Hampshire 1990
Record: 4 Years, 15-23-0

2005 RESULTS (4-6)

| | |
|---------------------------|----|
| 27 Endicott..... | 20 |
| 41 Ithaca ■..... | 59 |
| 54 Husson ■..... | 28 |
| 41 St. John Fisher ■..... | 70 |
| 19 Alfred..... | 49 |
| 42 Becker..... | 13 |
| 50 Mount Ida ■..... | 12 |
| 26 Norwich..... | 36 |
| 35 Springfield ■..... | 59 |
| 40 Ulica..... | 42 |

Nickname: Hawks
Colors: Royal Blue & White
Stadium: All-Weather Field
Capacity: 1,200; Year Built: 1985
AD: Debra P. Warren
SID: Mike Chilson

HARVARD

Cambridge, MA 02138.....I-AA

Coach: Tim Murphy, Springfield 1978
Record: 19 Years, 105-91-1

2005 RESULTS (7-3)

| | |
|--------------------|----|
| 31 Holy Cross..... | 21 |
| 38 Brown ■..... | 35 |
| 24 Lehigh ■..... | 49 |

| | |
|---------------------|----|
| 13 Cornell..... | 27 |
| 24 Lafayette..... | 17 |
| 24 Princeton ■..... | 27 |
| 42 Dartmouth ■..... | 14 |
| 55 Columbia..... | 7 |
| 29 Penn ■..... | 3 |
| 30 Yale..... | 24 |

Nickname: Crimson
 Colors: Crimson, Black & White
 Stadium: Harvard
 Capacity: 30,898; Year Built: 1903
 AD: Robert L. Scalise
 SID: Chuck Sullivan

HAWAII

Honolulu, HI 96822-2370.....I-A

Coach: June Jones, Portland St. 1977
 Record: 7 Years, 53-37-0

2005 RESULTS (5-7)

| | |
|-------------------------------|----|
| 17 Southern California ■..... | 63 |
| 14 Michigan St..... | 42 |
| 24 Idaho..... | 0 |
| 41 Boise St. ■..... | 44 |
| 14 Louisiana Tech..... | 46 |
| 49 New Mexico St. ■..... | 28 |
| 45 San Jose St..... | 38 |
| 13 Fresno St. ■..... | 27 |
| 28 Nevada..... | 38 |
| 50 Utah St. ■..... | 23 |
| 24 Wisconsin ■..... | 41 |
| 49 San Diego St. ■..... | 38 |

Nickname: Rainbow Warriors
 Colors: Green, Black, Silver & White
 Stadium: Aloha
 Capacity: 50,000; Year Built: 1975
 AD: Herman R. Frazier
 SID: Lois Manin

HEIDELBERG

Tiffin, OH 44883-2462.....III

Coach: Brian Cochran, John Carroll 1990
 Record: 3 Years, 1-29-0

2005 RESULTS (0-10)

| | |
|-----------------------------|----|
| 14 Adrian..... | 61 |
| 21 Marietta ■..... | 46 |
| 0 Capital..... | 66 |
| 14 Wilmington (Ohio) ■..... | 28 |
| 6 Ohio Northern..... | 68 |
| 22 Baldwin-Wallace..... | 35 |
| 21 John Carroll ■..... | 49 |
| 9 Muskingum ■..... | 49 |
| 35 Otterbein..... | 65 |
| 0 Mount Union ■..... | 63 |

Nickname: Berg
 Colors: Red, Orange & Black
 Stadium: Frost-Kalnow
 Capacity: 7,500; Year Built: 1941
 AD: Jerry McDonald
 SID: Aaron Chimenti

HENDERSON ST.

Arkadelphia, AR 71999-0001.....II

Coach: Scott Maxfield, Louisiana Tech 1984
 Record: 1 Year, 3-8-0

2005 RESULTS (3-8)

| | |
|---------------------------|----|
| 37 Ark.-Monticello ■..... | 7 |
| 38 Stephen F. Austin..... | 49 |
| 32 Arkansas Tech..... | 42 |
| 7 Central Ark..... | 55 |
| 17 Delta St. ■..... | 21 |
| 23 Harding ■..... | 0 |
| 12 Valdosta St..... | 52 |
| 10 North Ala..... | 38 |
| 12 West Ga. ■..... | 38 |

| | |
|----------------------|----|
| 35 West Ala. ■..... | 13 |
| 23 Southern Ark..... | 35 |

Nickname: Reddies
 Colors: Red & Gray
 Stadium: Carpenter-Haygood
 Capacity: 9,600; Year Built: 1968
 AD: Sam Goodwin
 SID: Troy Mitchell

HILLSDALE

Hillsdale, MI 49242-1298.....II

Coach: Keith Otterbein, Hillsdale 1979
 Record: 13 Years, 77-66-3

2005 RESULTS (5-6)

| | |
|-----------------------------|----|
| 21 Indianapolis..... | 29 |
| 14 Findlay..... | 17 |
| 34 Ferris St. ■..... | 14 |
| 43 Gannon..... | 9 |
| 3 Saginaw Valley ■..... | 24 |
| 20 Northwood..... | 49 |
| 10 Grand Valley St. ■..... | 38 |
| 3 Ashland ■..... | 7 |
| 24 Tiffin..... | 7 |
| 40 Mercyhurst..... | 21 |
| 28 Wayne St. (Mich.) ■..... | 14 |

Nickname: Chargers
 Colors: Royal Blue & White
 Stadium: Frank "Muddy" Waters Field
 Capacity: 8,500; Year Built: 1982
 AD: Michael J. Kovalchik
 SID: Dennis Worden

HIRAM

Hiram, OH 44234-0067.....III

Coach: Mike Lazusky, Shippensburg 1994
 Record: 2 Years, 1-19-0

2005 RESULTS (1-9)

| | |
|----------------------------|----|
| 0 Carnegie Mellon..... | 45 |
| 6 Bluffton ■..... | 31 |
| 7 Westminster (Pa.) ■..... | 38 |
| 7 Earlham ■..... | 2 |
| 6 Denison..... | 53 |
| 0 Wittenberg..... | 66 |
| 6 Allegheny ■..... | 38 |
| 17 Wooster..... | 59 |
| 38 Kenyon ■..... | 41 |
| 17 Oberlin..... | 52 |

Nickname: Terriers
 Colors: Blue & Red
 Stadium: Charles Henry Field
 Capacity: 2,000; Year Built: 1961
 AD: Thomas E. Mulligan
 SID: Candy Rice

HOBART

Geneva, NY 14456.....III

Coach: Mike Cragg, Slippery Rock 1983
 Record: 11 Years, 73-37-0

2005 RESULTS (9-2)

| | |
|---------------------------|----|
| 21 Dickinson..... | 0 |
| 34 Frank. & Marsh. ■..... | 0 |
| 56 Rensselaer ■..... | 48 |
| 24 WPI..... | 7 |
| 42 Coast Guard..... | 13 |
| 27 Merchant Marine ■..... | 9 |
| 13 St. Lawrence ■..... | 9 |
| 18 Union (N.Y.)..... | 28 |
| 42 Rochester..... | 25 |
| 23 Cortland St. ■..... | 22 |
| 14 Delaware Valley..... | 21 |

Nickname: Statesmen
 Colors: Royal Purple & Orange
 Stadium: Boswell Field
 Capacity: 4,500; Year Built: 1975
 AD: Michael J. Hanna
 SID: Kenneth DeBolt

HOFSTRA

Hempstead, NY 11549.....I-AA

Coach: Joe Gardi, Maryland 1960
 Record: 16 Years, 119-62-2

2005 RESULTS (7-4)

| | |
|-------------------------|----|
| 36 Albany (N.Y.)..... | 7 |
| 55 Stony Brook ■..... | 0 |
| 41 Furman..... | 44 |
| 10 James Madison ■..... | 42 |
| 10 Delaware..... | 6 |
| 44 Maine ■..... | 0 |
| 37 Richmond..... | 43 |
| 38 Rhode Island..... | 24 |
| 26 New Hampshire ■..... | 29 |
| 20 Northeastern..... | 17 |
| 21 Massachusetts ■..... | 10 |

Nickname: Pride
 Colors: Gold, White & Blue
 Stadium: James M. Stuart
 Capacity: 15,000; Year Built: 1963
 AD: Jack W. Hayes
 SID: Jim Sheehan

HOLY CROSS

Worcester, MA 01610-2395.....I-AA

Coach: Tom Gilmore, Penn 1986
 Record: 2 Years, 9-13-0

2005 RESULTS (6-5)

| | |
|------------------------|----|
| 56 Sacred Heart ■..... | 21 |
| 48 Georgetown ■..... | 6 |
| 21 Harvard ■..... | 31 |
| 23 Delaware..... | 35 |
| 22 Yale..... | 19 |
| 13 Lehigh..... | 10 |
| 28 Dartmouth ■..... | 16 |
| 14 Colgate ■..... | 27 |
| 20 Fordham..... | 24 |
| 21 Lafayette ■..... | 41 |
| 51 Bucknell..... | 33 |

Nickname: Crusaders
 Colors: Royal Purple
 Stadium: Fitton Field
 Capacity: 23,500; Year Built: 1924
 AD: Richard M. Regan Jr.
 SID: Charles Bare

HOPE

Holland, MI 49422-9000.....III

Coach: Dean Kreps, Monmouth (Ill.) 1984
 Record: 11 Years, 60-45-0

2005 RESULTS (5-5)

| | |
|-------------------------|----|
| 13 John Carroll..... | 38 |
| 12 DePauw ■..... | 38 |
| 7 Wheaton (Ill.)..... | 48 |
| 38 Kalamazoo ■..... | 7 |
| 24 Olivet..... | 31 |
| 38 Wis. Lutheran ■..... | 7 |
| 42 Adrian ■..... | 21 |
| 0 Albion..... | 34 |
| 42 Tri-State..... | 10 |
| 38 Alma ■..... | 20 |

Nickname: Flying Dutchmen
 Colors: Orange & Blue
 Stadium: Holland Municipal
 Capacity: 5,322; Year Built: 1979
 AD: Raymond E. Smith
 SID: Tom Renner

HOUSTON

Houston, TX 77204.....I-A

Coach: Art Briles, Texas Tech 1979
 Record: 3 Years, 16-20-0

2005 RESULTS (6-6)

| | |
|---------------------------|----|
| 24 Oregon ■..... | 38 |
| 31 Sam Houston St. ■..... | 10 |
| 41 UTEP..... | 44 |

| | | |
|----|------------------|----|
| 27 | Southern Miss. ■ | 24 |
| 30 | Tulsa | 23 |
| 35 | Tulane | 14 |
| 20 | Memphis ■ | 35 |
| 28 | Mississippi St. | 16 |
| 29 | UCF | 31 |
| 24 | SMU ■ | 29 |
| 35 | Rice ■ | 18 |
| 13 | Kansas * | 42 |

Nickname: Cougars
 Colors: Scarlet & White with Navy Trim
 Stadium: John O'Quinn/Robertson
 Capacity: 31,784; Year Built: 1942
 AD: Dave Maggard
 SID: Chris Burkhalter

HOWARD

Washington, DC 20059IAA

Coach: Rayford Petty, Elon 1979
 Record: 4 Years, 20-24-0

2005 RESULTS (4-7)

| | | |
|----|----------------------|----|
| 20 | Winston-Salem ■ | 6 |
| 12 | Hampton ■ | 22 |
| 20 | Florida A&M | 33 |
| 39 | Savannah St. | 21 |
| 27 | Charleston So. | 22 |
| 0 | Morgan St. | 7 |
| 16 | N.C. A&T ■ | 0 |
| 7 | Norfolk St. | 26 |
| 9 | South Carolina St. ■ | 23 |
| 16 | Bethune-Cookman ■ | 45 |
| 7 | Delaware St. | 23 |

Nickname: Bison
 Colors: Blue, White & Red
 Stadium: Greene
 Capacity: 8,890; Year Built: 1986
 AD: Dwight F. Datcher/Franklin Chambers
 SID: Edward Hill

HOWARD PAYNE

Brownwood, TX 76801III

Coach: Mike Redwine, Mid-America Nazarene 1987
 Record: 11 Years, 60-55-2

2005 RESULTS (7-3)

| | | |
|----|----------------------|----|
| 6 | Wis.-La Crosse ■ | 34 |
| 20 | East Tex. Baptist | 23 |
| 38 | Sul Ross St. ■ | 16 |
| 20 | Hardin-Simmons | 45 |
| 24 | Mary Hardin-Baylor ■ | 20 |
| 35 | McMurry | 33 |
| 35 | Austin ■ | 7 |
| 21 | Texas Lutheran | 14 |
| 56 | Louisiana Col. ■ | 13 |
| 51 | Mississippi Col. | 45 |

Nickname: Yellow Jackets
 Colors: Navy Blue & Old Gold
 Stadium: Gordon Wood
 Capacity: 7,600; Year Built: 1962
 AD: Mike Jones
 SID: Abram Choate

HUMBOLDT ST.

Arcata, CA 95521-8299II

Coach: Doug Adkins, Central Wash. 1970
 Record: 6 Years, 22-42-0

2005 RESULTS (5-6)

| | | |
|----|-----------------|----|
| 28 | Mesa St. ■ | 9 |
| 61 | Menlo | 14 |
| 19 | Southern Ore. | 14 |
| 12 | Azusa Pacific ■ | 13 |
| 16 | Western Wash. | 21 |
| 17 | Western Ore. ■ | 9 |
| 7 | Central Wash. | 30 |
| 24 | Western Wash. ■ | 28 |
| 35 | Western Ore. | 39 |

| | | |
|----|-----------------|----|
| 14 | Central Wash. ■ | 28 |
| 19 | Southern Ore. ■ | 7 |

Nickname: Lumberjacks
 Colors: Green & Gold
 Stadium: Redwood Bowl
 Capacity: 7,000; Year Built: 1946
 AD: Dan Collen
 SID: Dan Pambianco

HUNTINGDON

Montgomery, AL 36106III

Coach: Mike Turk, Troy 1987
 Record: 2 Years, 12-7-0

2005 RESULTS (7-2)

| | | |
|----|------------------------|----|
| 23 | Sewanee | 6 |
| 41 | N.C. Wesleyan | 28 |
| 16 | Rhodes ■ | 12 |
| 49 | Millsaps ■ | 27 |
| 10 | Trinity (Tex.) | 15 |
| 56 | Colorado Col. ■ | 21 |
| 45 | SW Assemblies of God ■ | 13 |
| 35 | Westminster (Mo.) | 14 |
| 31 | Maryville (Tenn.) ■ | 35 |

Nickname: Hawks
 Colors: Scarlett & White
 Stadium: Charles Lee Field
 Capacity: 1,500; Year Built: 2004
 AD: Hugh Phillips
 SID: Tom Roberts

HUSSON

Bangor, ME 04401III

Coach: Gabby Price, Maine 1973
 Record: 3 Years, 5-19-0

2005 RESULTS (3-4)

| | | |
|----|----------------|----|
| 6 | Utica | 23 |
| 28 | Hartwick | 54 |
| 62 | Mount Ida ■ | 14 |
| 19 | Plymouth St. ■ | 21 |
| 43 | Becker * | 7 |
| 46 | Becker ■ | 13 |
| 10 | Wm. Paterson | 14 |

Nickname: Eagles
 Colors: Green & White
 Stadium: John Winkin Complex
 Capacity: 3,000; Year Built: 2003
 AD: Jonathan Price
 SID: Warren Caruso

IDAHO

Moscow, ID 83844-2302IA

Coach: Nick Holt, Pacific 1986
 Record: 2 Years, 5-18-0

2005 RESULTS (2-9)

| | | |
|----|------------------|----|
| 26 | Washington St. | 38 |
| 31 | UNLV | 34 |
| 6 | Washington | 34 |
| 0 | Hawaii ■ | 24 |
| 27 | Utah St. ■ | 13 |
| 14 | Nevada | 62 |
| 10 | Fresno St. ■ | 40 |
| 38 | New Mexico St. | 37 |
| 38 | Louisiana Tech ■ | 41 |
| 35 | Boise St. | 70 |
| 18 | San Jose St. | 26 |

Nickname: Vandals
 Colors: Silver & Gold
 Stadium: Kibbie Dome
 Capacity: 16,000; Year Built: 1975
 AD: Robert Spear
 SID: Becky Pault

IDAHO ST.

Pocatello, ID 83209-8173IAA

Coach: Larry Lewis, Boise St. 1981
 Record: 7 Years, 37-41-0

2005 RESULTS (5-6)

| | | |
|----|-----------------|----|
| 38 | Southern Utah ■ | 13 |
| 29 | Kentucky | 41 |
| 37 | Western Mont. ■ | 0 |
| 34 | Eastern Wash. ■ | 30 |
| 28 | Montana St. | 30 |
| 10 | Montana ■ | 32 |
| 27 | Sacramento St. | 17 |
| 21 | Weber St. | 30 |
| 36 | Portland St. ■ | 34 |
| 28 | Northern Ariz. | 42 |
| 10 | Cal Poly | 35 |

Nickname: Bengals
 Colors: Orange & Black
 Stadium: Holt
 Capacity: 12,000; Year Built: 1970
 AD: Paul A. Bubb
 SID: Frank Mercogliano

ILLINOIS

Champaign, IL 61820IA

Coach: Ron Zook, Miami (Ohio) 1976
 Record: 4 Years, 25-23-0

2005 RESULTS (2-9)

| | | |
|----|----------------|----|
| 33 | Rutgers ■ | 30 |
| 40 | San Jose St. ■ | 19 |
| 20 | California | 35 |
| 14 | Michigan St. ■ | 61 |
| 7 | Iowa | 35 |
| 13 | Indiana | 36 |
| 10 | Penn St. ■ | 63 |
| 24 | Wisconsin ■ | 41 |
| 2 | Ohio St. | 40 |
| 3 | Purdue | 37 |
| 21 | Northwestern ■ | 38 |

Nickname: Fighting Illini
 Colors: Orange & Blue
 Stadium: Memorial
 Capacity: 69,249; Year Built: 1923
 AD: Ronald E. Guenther
 SID: Kent Brown

ILLINOIS COL.

Jacksonville, IL 62650-2299III

Coach: Aaron Keen, Washington-St. Louis 1995
 Record: 3 Years, 13-17-0

2005 RESULTS (3-7)

| | | |
|----|------------------|----|
| 28 | Blackburn | 7 |
| 28 | Carroll (Wis.) ■ | 52 |
| 47 | Grinnell | 21 |
| 0 | St. Norbert ■ | 28 |
| 21 | Ripon | 39 |
| 24 | Lake Forest ■ | 8 |
| 0 | Monmouth (Ill.) | 45 |
| 0 | Knox ■ | 14 |
| 23 | Beloit ■ | 27 |
| 7 | Lawrence | 47 |

Nickname: Blueboys
 Colors: Blue & White
 Stadium: England Field
 Capacity: 2,500; Year Built: 1960
 AD: Gale F. Vaughn
 SID: James T. Murphy

ILLINOIS ST.

Normal, IL 61790-2660IAA

Coach: Denver Johnson, Tulsa 1981
 Record: 9 Years, 53-47-0

2005 RESULTS (7-4)

| | | |
|----|----------|----|
| 21 | Iowa St. | 32 |
| 56 | Drake ■ | 19 |

| | |
|-------------------------|----|
| 27 Eastern Ill. | 6 |
| 42 Murray St. ■ | 0 |
| 17 Youngstown St. | 20 |
| 34 Western Ky. ■ | 37 |
| 61 Southern Ill. | 35 |
| 38 UNI ■ | 3 |
| 17 Western Ill. ■ | 31 |
| 48 Missouri St. | 23 |
| 70 Indiana St. ■ | 28 |

Nickname: Redbirds
 Colors: Red & White
 Stadium: Hancock
 Capacity: 15,000; Year Built: 1967
 AD: Sheahon Zenger
 SID: Todd Kober

ILL. WESLEYAN

Bloomington, IL 61702-2900III

Coach: Norm Eash, Ill. Wesleyan 1975
 Record: 19 Years, 116-63-1

2005 RESULTS (3-7)

| | |
|---------------------------------|----|
| 14 Simpson ■ | 20 |
| 0 Wis.-Eau Claire | 46 |
| 20 Chicago ■ | 13 |
| 15 Elmhurst | 20 |
| 14 North Central (Ill.) ■ | 36 |
| 15 Augustana (Ill.) | 41 |
| 23 Wheaton (Ill.) ■ | 14 |
| 21 North Park | 7 |
| 7 Carthage | 42 |
| 27 Millikin ■ | 29 |

Nickname: Titans
 Colors: Green & White
 Stadium: Illinois Wesleyan
 Capacity: 3,500; Year Built: 1893
 AD: Dennis Bridges
 SID: Stew Salowitz

INDIANA

Bloomington, IN 47408-1590I-A

Coach: Terry Hoepfner, Franklin 1969
 Record: 7 Years, 52-32-0

2005 RESULTS (4-7)

| | |
|-------------------------|----|
| 20 Central Mich. | 13 |
| 35 Nicholls St. ■ | 31 |
| 38 Kentucky ■ | 14 |
| 24 Wisconsin | 41 |
| 36 Illinois ■ | 13 |
| 21 Iowa | 38 |
| 10 Ohio St. ■ | 41 |
| 15 Michigan St. | 46 |
| 21 Minnesota ■ | 42 |
| 14 Michigan | 41 |
| 14 Purdue ■ | 41 |

Nickname: Hoosiers
 Colors: Cream & Crimson
 Stadium: Memorial
 Capacity: 52,354; Year Built: 1960
 AD: Richard I. Greenspan
 SID: Pete Rhoda

INDIANA (PA.)

Indiana, PA 15705-1077II

Coach: Frank Cignetti, Indiana (Pa.) 1960
 Record: 24 Years, 198-78-1

2005 RESULTS (5-5)

| | |
|-----------------------------|----|
| 9 Millersville ■ | 28 |
| 20 West Chester | 30 |
| 19 Catawba | 16 |
| 0 Bloomsburg ■ | 27 |
| 20 Shippensburg | 15 |
| 38 Slippery Rock ■ | 17 |
| 10 Edinboro ■ | 20 |
| 28 Lock Haven | 23 |
| 30 Clarion | 10 |
| 23 California (Pa.) ■ | 38 |

Nickname: Indians
 Colors: Crimson & Gray
 Stadium: Miller
 Capacity: 6,500; Year Built: 1962
 AD: Frank J. Condino
 SID: Mike Hoffman

INDIANA ST.

Terre Haute, IN 47809I-AA

Coach: Lou West, Cincinnati 1977
 Record: 1 Year, 0-11-0

2005 RESULTS (0-11)

| | |
|-------------------------------|----|
| 13 Eastern Ill. ■ | 24 |
| 10 St. Francis (Ind.) ■ | 42 |
| 15 Murray St. | 27 |
| 7 Texas Tech | 63 |
| 28 Western Ky. ■ | 38 |
| 0 Youngstown St. ■ | 45 |
| 10 UNI | 31 |
| 20 Southern Ill. ■ | 42 |
| 27 Missouri St. | 31 |
| 35 Western Ill. ■ | 63 |
| 28 Illinois St. | 70 |

Nickname: Sycamores
 Colors: Royal Blue & White
 Stadium: Memorial
 Capacity: 12,764; Year Built: 1970
 AD: Ron Prettyman
 SID: Ace Hunt

INDIANAPOLIS

Indianapolis, IN 46227-3697II

Coach: Joe Polizzi, Hillsdale 1976
 Record: 12 Years, 63-66-1

2005 RESULTS (6-5)

| | |
|------------------------------|----|
| 29 Hillsdale ■ | 21 |
| 6 Michigan Tech | 24 |
| 13 Grand Valley St. ■ | 29 |
| 7 Ferris St. | 3 |
| 23 Wayne St. (Mich.) | 16 |
| 7 Saginaw Valley ■ | 27 |
| 28 Findlay | 0 |
| 27 Gannon ■ | 20 |
| 24 Mercyhurst ■ | 28 |
| 34 St. Joseph's (Ind.) | 13 |
| 3 Ashland | 20 |

Nickname: Greyhounds
 Colors: Crimson & Grey
 Stadium: Key
 Capacity: 5,500; Year Built: 1971
 AD: Sue Willey
 SID: Mitchell Wigness

IONA

New Rochelle, NY 10801I-AA

Coach: Fred Mariani, St. Joseph's (Ind.) 1974
 Record: 8 Years, 33-49-0

2005 RESULTS (3-7)

| | |
|-------------------------|----|
| 21 Montclair St. | 14 |
| 0 Wagner ■ | 14 |
| 14 Sacred Heart ■ | 38 |
| 16 Stonehill | 7 |
| 32 La Salle | 39 |
| 27 St. Peter's | 26 |
| 17 Assumption ■ | 27 |
| 17 Duquesne ■ | 31 |
| 27 Marist ■ | 28 |
| 0 New Hampshire | 56 |

Nickname: Gaels
 Colors: Maroon & Gold
 Stadium: Mazzella Field
 Capacity: 1,200; Year Built: 1989
 AD: Patrick Lyons
 SID: Mike Laprey

IOWA

Iowa City, IA 52242I-A

Coach: Kirk Ferentz, Connecticut 1978
 Record: 10 Years, 61-57-0

2005 RESULTS (7-5)

| | |
|-----------------------|----|
| 56 Ball St. ■ | 0 |
| 3 Iowa St. | 23 |
| 45 UNI ■ | 21 |
| 6 Ohio St. | 31 |
| 35 Illinois ■ | 7 |
| 34 Purdue | 17 |
| 38 Indiana ■ | 21 |
| 20 Michigan ■ | 23 |
| 27 Northwestern | 28 |
| 20 Wisconsin | 10 |
| 52 Minnesota ■ | 28 |
| 24 Florida * | 31 |

Nickname: Hawkeyes
 Colors: Black & Gold
 Stadium: Kinnick
 Capacity: 70,397; Year Built: 1929
 AD: Robert A. Bowlsby
 SID: Phil Haddy

IOWA ST.

Ames, IA 50011I-A

Coach: Dan McCarney, Iowa 1975
 Record: 11 Years, 52-77-0

2005 RESULTS (7-5)

| | |
|-------------------------|----|
| 32 Illinois St. ■ | 21 |
| 23 Iowa ■ | 3 |
| 28 Army | 21 |
| 20 Nebraska | 27 |
| 13 Baylor ■ | 23 |
| 24 Missouri | 27 |
| 37 Oklahoma St. ■ | 10 |
| 42 Texas A&M | 14 |
| 45 Kansas St. ■ | 17 |
| 30 Colorado | 16 |
| 21 Kansas | 24 |
| 24 TCU * | 27 |

Nickname: Cyclones
 Colors: Cardinal & Gold
 Stadium: Jack Trice
 Capacity: 45,814; Year Built: 1975
 AD: Jamie Pollard
 SID: Tom Kroeschell

ITHACA

Ithaca, NY 14850III

Coach: Michael Welch, Ithaca 1973
 Record: 12 Years, 97-34-0

2005 RESULTS (8-3)

| | |
|----------------------------|----|
| 38 Buffalo St. | 21 |
| 59 Hartwick | 41 |
| 41 St. John Fisher ■ | 35 |
| 42 Brockport St. ■ | 17 |
| 41 Norwich ■ | 7 |
| 30 Lycoming | 33 |
| 37 Utica | 0 |
| 35 Springfield | 28 |
| 28 Alfred ■ | 14 |
| 30 Cortland St. ■ | 37 |
| 41 Union (N.Y.) | 55 |

Nickname: Bombers
 Colors: Blue & Gold
 Stadium: Butterfield
 Capacity: 5,000; Year Built: 1958
 AD: Ken Kutler
 SID: Mike Warwick

JACKSON ST.

Jackson, MS 39217 I-AA

Coach: James Bell, Central Ark. 1981
Record: 4 Years, 10-32-0

2005 RESULTS (2-9)

| | |
|----------------------|----|
| 7 Hampton * | 20 |
| 14 Tennessee St. * | 20 |
| 24 Texas Southern ■ | 21 |
| 33 Mississippi Val. | 14 |
| 23 Alabama St. ■ | 44 |
| 14 Southern U. | 20 |
| 21 Grambling ■ | 52 |
| 36 Ark.-Pine Bluff ■ | 64 |
| 6 Alabama A&M | 52 |
| 9 Prairie View | 27 |
| 14 Alcorn St. ■ | 31 |

Nickname: Tigers
Colors: Royal Blue & White
Stadium: Mississippi Memorial
Capacity: 62,512; Year Built: 1949
AD: Robert L. Braddy Sr.
SID: Deidre Bell Jones

JACKSONVILLE

Jacksonville, FL 32211-3394 I-AA

Coach: Steve Gilbert, West Chester 1979
Record: 17 Years, 71-96-0

2005 RESULTS (4-4)

| | |
|-----------------------|----|
| 10 Charleston So. | 16 |
| 55 Butler ■ | 21 |
| 17 Dayton | 49 |
| 12 Morehead St. ■ | 31 |
| 21 Davidson ■ | 13 |
| 33 Austin Peay | 26 |
| 52 North Greenville ■ | 13 |
| 36 Webber Int'l | 42 |

Nickname: Dolphins
Colors: Green & White
Stadium: Milne Field
Capacity: 5,000; Year Built: 1997
AD: C. Alan Verlender
SID: Jamie Zeitz

JACKSONVILLE ST.

Jacksonville, AL 36265-1602 I-AA

Coach: Jack Crowe, UAB 1970
Record: 11 Years, 51-59-0

2005 RESULTS (6-5)

| | |
|----------------------|----|
| 35 Furman ■ | 37 |
| 18 Chattanooga ■ | 21 |
| 28 UAB | 35 |
| 24 Southeast Mo. St. | 10 |
| 14 Eastern Ky. ■ | 31 |
| 28 Murray St. | 23 |
| 37 Tenn.-Martin ■ | 17 |
| 33 Tennessee St. | 3 |
| 43 Tennessee Tech ■ | 17 |
| 26 Samford | 20 |
| 6 Eastern Ill. ■ | 10 |

Nickname: Gamecocks
Colors: Red & White
Stadium: Paul Snow
Capacity: 15,000; Year Built: 1947
AD: Jim Fuller
SID: Greg Seitz

JAMES MADISON

Harrisonburg, VA 22807 I-AA

Coach: Mickey Matthews, West Tex. A&M 1976
Record: 7 Years, 46-37-0

2005 RESULTS (7-4)

| | |
|-------------------|----|
| 56 Lock Haven ■ | 0 |
| 27 Coastal Caro. | 31 |
| 65 Delaware St. ■ | 7 |

| | |
|-------------------|----|
| 42 Hofstra | 10 |
| 38 Maine ■ | 2 |
| 7 Massachusetts | 10 |
| 28 Delaware | 34 |
| 15 Richmond ■ | 18 |
| 30 William & Mary | 29 |
| 28 Villanova ■ | 13 |
| 55 Towson ■ | 14 |

Nickname: Dukes
Colors: Purple & Gold
Stadium: Bridgeforth
Capacity: 13,559; Year Built: 1974
AD: Jeffrey T. Bourne
SID: Gary Michael

JOHN CARROLL

University Heights, OH 44118-4581 III

Coach: Regis Scafe, Case Reserve 1971
Record: 12 Years, 69-55-0

2005 RESULTS (7-3)

| | |
|----------------------|----|
| 38 Hope ■ | 13 |
| 0 Mount Union ■ | 70 |
| 48 Marietta | 17 |
| 50 Ohio Northern ■ | 25 |
| 34 Muskingum ■ | 0 |
| 31 Wilmington (Ohio) | 14 |
| 49 Heidelberg | 21 |
| 32 Otterbein ■ | 6 |
| 7 Capital | 19 |
| 14 Baldwin-Wallace | 17 |

Nickname: Blue Streaks
Colors: Blue & Gold
Stadium: Don Shula Stadium at Wasmer Field
Capacity: 5,000; Year Built: 2003
AD: Laurie Massa
SID: Chris Wenzler

JOHNS HOPKINS

Baltimore, MD 21218-2684 III

Coach: Jim Margraff, Johns Hopkins 1982
Record: 16 Years, 102-58-3

2005 RESULTS (8-3)

| | |
|----------------------|----|
| 9 Rochester | 7 |
| 24 Randolph-Macon ■ | 0 |
| 9 Carnegie Mellon | 6 |
| 35 Dickinson | 14 |
| 19 Frank. & Marsh. ■ | 7 |
| 14 Gettysburg ■ | 0 |
| 13 Muhlenberg | 10 |
| 17 Ursinus ■ | 21 |
| 20 Hampden-Sydney | 49 |
| 14 McDaniel | 5 |
| 3 Thiel | 28 |

Nickname: Blue Jays
Colors: Columbia Blue & Black
Stadium: Homewood Field
Capacity: 8,500; Year Built: 1906
AD: Thomas P. Calder
SID: Ernie Larossa

JOHNSON C. SMITH

Charlotte, NC 28216 II

Coach: Daryl McNeill, South Carolina St. 1982
Record: 5 Years, 20-32-0

2005 RESULTS (0-10)

| | |
|---------------------|----|
| 9 Glenville St. ■ | 33 |
| 9 Bowie St. | 12 |
| 11 Benedict * | 26 |
| 7 Virginia Union ■ | 15 |
| 7 St. Paul's ■ | 27 |
| 10 Livingstone ■ | 27 |
| 7 St. Augustine's | 26 |
| 23 Fayetteville St. | 34 |
| 9 Winston-Salem | 28 |
| 14 N.C. Central ■ | 34 |

Nickname: Golden Bulls
Colors: Gold & Blue
Stadium: Memorial
Capacity: 26,000; Year Built: 1990
AD: Stephen W. Joyner
SID: Kristene Kelly

JUNIATA

Huntingdon, PA 16652 III

Coach: Darrell Alt, Frostburg St. 1996
Record: 2 Years, 1-19-0

2005 RESULTS (0-10)

| | |
|----------------------|----|
| 13 Dickinson ■ | 30 |
| 0 Lycoming | 35 |
| 27 Lebanon Valley ■ | 35 |
| 14 Moravian | 49 |
| 23 Albright ■ | 42 |
| 7 Susquehanna | 35 |
| 20 King's (Pa.) ■ | 25 |
| 7 Widener | 52 |
| 27 Delaware Valley ■ | 58 |
| 41 FDU-Florham | 51 |

Nickname: Eagles
Colors: Yale Blue & Old Gold
Stadium: Chuck Knox
Capacity: 3,000; Year Built: 1988
AD: Lawrence R. Back
SID: Joel Cookson

KALAMAZOO

Kalamazoo, MI 49006-3295 III

Coach: Terrance Brooks, Towson 1991
Record: 1 Year, 4-6-0

2005 RESULTS (4-6)

| | |
|--------------------|----|
| 6 Wabash | 46 |
| 0 Mt. St. Joseph | 42 |
| 38 Kenyon ■ | 26 |
| 7 Hope | 38 |
| 21 Wis. Lutheran ■ | 13 |
| 7 Albion | 44 |
| 38 Alma ■ | 37 |
| 14 Olivet | 20 |
| 10 Adrian | 42 |
| 41 Tri-State ■ | 40 |

Nickname: Hornets
Colors: Orange & Black
Stadium: Angell Field
Capacity: 3,000; Year Built: 1946
AD: Timon Corwin
SID: Steve Wideen

KANSAS

Lawrence, KS 66045-8881 I-AA

Coach: Mark Mangino, Youngstown St. 1987
Record: 4 Years, 19-29-0

2005 RESULTS (7-5)

| | |
|----------------------|----|
| 30 Fla. Atlantic ■ | 19 |
| 36 Appalachian St. ■ | 8 |
| 34 Louisiana Tech ■ | 14 |
| 17 Texas Tech | 30 |
| 3 Kansas St. | 12 |
| 3 Oklahoma * | 19 |
| 13 Colorado | 44 |
| 13 Missouri ■ | 3 |
| 40 Nebraska ■ | 15 |
| 14 Texas | 66 |
| 24 Iowa St. ■ | 21 |
| 42 Houston * | 13 |

Nickname: Jayhawks
Colors: Crimson & Blue
Stadium: Memorial
Capacity: 50,071; Year Built: 1921
AD: Lew Perkins
SID: Mason Logan

KANSAS ST.
Manhattan, KS 66502-3355I-A

Coach: Bill Snyder, William Jewell 1962
Record: 17 Years, 136-68-1

2005 RESULTS (5-6)

| | |
|--------------------|----|
| 35 Florida Int'l ■ | 21 |
| 21 Marshall | 19 |
| 54 North Texas ■ | 7 |
| 21 Oklahoma | 43 |
| 12 Kansas ■ | 3 |
| 20 Texas Tech | 59 |
| 28 Texas A&M ■ | 30 |
| 20 Colorado ■ | 23 |
| 17 Iowa St. | 45 |
| 25 Nebraska | 27 |
| 36 Missouri ■ | 28 |

Nickname: Wildcats
Colors: Purple & White
Stadium: KSU Stadium
Capacity: 50,000; Year Built: 1968
AD: Tim Weiser
SID: Garry Bowman

KEAN
Union, NJ 07083III

Coach: Charlie Cocuzza, Upsala 1963
Record: 3 Years, 7-23-0

2005 RESULTS (4-6)

| | |
|----------------------|----|
| 21 Merchant Marine ■ | 13 |
| 6 Cortland St. ■ | 27 |
| 19 Wesley | 49 |
| 24 Wm. Paterson ■ | 6 |
| 0 Montclair St. | 3 |
| 32 Seton Hill ■ | 27 |
| 14 Rowan ■ | 35 |
| 36 La Salle | 38 |
| 28 Western Conn. St. | 36 |
| 21 TCNJ ■ | 14 |

Nickname: Cougars
Colors: Blue & White
Stadium: Kean Alumni
Capacity: 2,750; Year Built: 1998
AD: Glenn Hedden
SID: Jack McKiernan

KENT ST.
Kent, OH 44242-0001I-A

Coach: Doug Martin, Kentucky 1985
Record: 2 Years, 6-16-0

2005 RESULTS (1-10)

| | |
|------------------------|----|
| 14 Michigan St. | 49 |
| 33 Southeast Mo. St. ■ | 12 |
| 10 Miami (Ohio) ■ | 27 |
| 32 Ohio | 35 |
| 20 Eastern Mich. | 27 |
| 31 Navy | 34 |
| 3 Northern Ill. ■ | 34 |
| 14 Western Mich. | 44 |
| 14 Bowling Green ■ | 24 |
| 6 Buffalo ■ | 10 |
| 3 Akron | 35 |

Nickname: Golden Flashes
Colors: Navy Blue & Gold
Stadium: Dix
Capacity: 29,287; Year Built: 1969
AD: Laing E. Kennedy
SID: Jeff Schaefer

KENTUCKY
Lexington, KY 40506-0032I-A

Coach: Rich Brooks, Oregon St. 1963
Record: 21 Years, 100-134-4

2005 RESULTS (3-8)

| | |
|-----------------|----|
| 24 Louisville ■ | 31 |
| 41 Idaho St. ■ | 29 |

| | |
|----------------------|----|
| 14 Indiana | 38 |
| 28 Florida ■ | 49 |
| 16 South Carolina | 44 |
| 7 Mississippi | 13 |
| 13 Mississippi St. ■ | 7 |
| 27 Auburn ■ | 49 |
| 48 Vanderbilt | 43 |
| 13 Georgia | 45 |
| 8 Tennessee ■ | 27 |

Nickname: Wildcats
Colors: Blue & White
Stadium: Commonwealth
Capacity: 67,530; Year Built: 1973
AD: Mitch S. Barnhart
SID: Tony Neely

KENTUCKY ST.
Frankfort, KY 40601II

Coach: Frederick T. Farrier, Holy Cross 1994
Record: 1 Year, 6-5-0

2005 RESULTS (6-5)

| | |
|-------------------------|----|
| 25 Clark Atlanta | 13 |
| 27 Lenoir-Rhyne ■ | 32 |
| 7 Albany St. (Ga.) | 17 |
| 28 Central St. (Ohio) * | 0 |
| 31 Morehouse | 22 |
| 24 Lane | 21 |
| 12 Fort Valley St. ■ | 22 |
| 31 Benedict | 19 |
| 30 Miles ■ | 27 |
| 17 Stillman ■ | 27 |
| 13 Tuskegee | 31 |

Nickname: Thorobreds
Colors: Green & Gold
Stadium: Alumni Field
Capacity: 6,000; Year Built: 1978
AD: Derita Ratcliffe
SID: Ron Braden

KY. WESLEYAN
Owensboro, KY 42302-1039II

Coach: Brent Holsclaw, Ky. Wesleyan 1993
Record: 3 Years, 7-23-0

2005 RESULTS (3-7)

| | |
|-----------------------|----|
| 13 North Park | 23 |
| 24 Bacone ■ | 27 |
| 7 Cumberland (Ky.) ■ | 44 |
| 33 Pikeville | 47 |
| 15 Virginia-Wise | 7 |
| 34 Campbellsville ■ | 30 |
| 0 Bethel (Tenn.) ■ | 47 |
| 32 Cumberland (Tenn.) | 22 |
| 35 Belhaven | 45 |
| 23 Lambuth ■ | 27 |

Nickname: Panthers
Colors: Purple & White
Stadium: "Buller" Wilson Field
Capacity: 1,200; Year Built: 2004
AD: Tom Tallman
SID: Roy Pickerill

KENYON
Gambier, OH 43022-9223III

Coach: Ted Stanley, Grinnell 1993
Record: 3 Years, 10-20-0

2005 RESULTS (6-4)

| | |
|--------------------|----|
| 25 Centre ■ | 36 |
| 8 Case Reserve ■ | 19 |
| 26 Kalamazoo | 38 |
| 21 Oberlin | 20 |
| 24 Wooster | 21 |
| 34 Allegheny ■ | 27 |
| 14 Ohio Wesleyan ■ | 41 |
| 16 Earlham | 13 |

| | |
|--------------|----|
| 41 Hiram | 38 |
| 45 Denison ■ | 42 |

Nickname: Lords
Colors: Purple & White
Stadium: McBride Field
Capacity: 2,200; Year Built: 1962
AD: Peter Smith
SID: Marty Fuller

KING'S (PA.)
Wilkes-Barre, PA 18711-0801III

Coach: Richard Mannello, Springfield 1983
Record: 13 Years, 58-76-1

2005 RESULTS (5-5)

| | |
|---------------------|----|
| 7 St. John Fisher ■ | 42 |
| 27 Lebanon Valley | 6 |
| 18 Moravian ■ | 29 |
| 27 Albright | 29 |
| 56 Susquehanna ■ | 0 |
| 25 Juniata | 20 |
| 31 Widener ■ | 24 |
| 19 Delaware Valley | 28 |
| 49 FDU-Florham ■ | 21 |
| 13 Wilkes | 36 |

Nickname: Monarchs
Colors: Red & Gold
Stadium: Robert L. Betzler Fields
Capacity: 3,000; Year Built: 1993
AD: Cheryl J. Ish
SID: Bob Ziadie

KNOX
Galesburg, IL 61401-4999III

Coach: Andy Gibbons, Culver Stockton 1990
Record: 10 Years, 39-58-0

2005 RESULTS (4-6)

| | |
|---------------------|----|
| 21 Lawrence ■ | 14 |
| 0 Carroll (Wis.) | 31 |
| 13 St. Norbert | 48 |
| 26 Macalester ■ | 16 |
| 14 Lake Forest | 28 |
| 57 Grinnell ■ | 31 |
| 0 Beloit | 38 |
| 14 Illinois Col. | 0 |
| 0 Monmouth (Ill.) ■ | 48 |
| 19 Ripon ■ | 35 |

Nickname: Prairie Fire
Colors: Purple & Gold
Stadium: Knox Bowl
Capacity: 6,000; Year Built: 1968
AD: Chad Eisele
SID: Kevin Walden

KUTZTOWN
Kutztown, PA 19530-0721II

Coach: David Keeny, Kutztown 1983
Record: 8 Years, 38-45-0

2005 RESULTS (2-8)

| | |
|-------------------------|----|
| 3 Shippensburg ■ | 10 |
| 23 Clarion | 29 |
| 28 Southern Conn. St. ■ | 31 |
| 45 Mansfield | 18 |
| 21 West Chester ■ | 48 |
| 0 Bloomsburg | 12 |
| 14 East Stroudsburg | 42 |
| 20 Millersville ■ | 23 |
| 7 Edinboro | 33 |
| 29 Cheyney ■ | 12 |

Nickname: Golden Bears
Colors: Maroon & Gold
Stadium: University Field
Capacity: 5,600; Year Built: 1987
AD: Greg Bamberger
SID: Josh Leiboff

LA SALLE
Philadelphia, PA 19141-1199IAA

Coach: Phil Longo, Rowan 1992
Record: 2 Years, 7-14-0

2005 RESULTS (4-7)

| | |
|-----------------------------|----|
| 27 Wagner..... | 41 |
| 27 Monmouth ■..... | 65 |
| 12 Ursinus ■..... | 13 |
| 29 St. Francis (Pa.) ■..... | 27 |
| 39 Iona ■..... | 32 |
| 0 Marist..... | 27 |
| 34 Catholic..... | 41 |
| 16 TCNJ..... | 21 |
| 38 Kean ■..... | 36 |
| 14 Duquesne..... | 56 |
| 30 St. Peter's ■..... | 14 |

Nickname: Explorers
Colors: Blue & Gold
Stadium: McCarthy
Capacity: 7,500; Year Built: 1936
AD: Thomas M. Brennan
SID: Kale Beers

LA VERNE
La Verne, CA 91750-4443.....III

Coach: Don Morel, La Verne 1987
Record: 11 Years, 45-53-0

2005 RESULTS (5-4)

| | |
|------------------------|----|
| 20 Pomona-Pitzer..... | 17 |
| 28 Whitworth..... | 43 |
| 38 Puget Sound ■..... | 14 |
| 38 Claremont-MS ■..... | 22 |
| 14 Redlands..... | 32 |
| 7 Cal Lutheran ■..... | 35 |
| 23 Chapman..... | 13 |
| 36 Occidental..... | 57 |
| 44 Whittier..... | 30 |

Nickname: Leopards, Leos
Colors: Orange & Green
Stadium: Ortmayer
Capacity: 1,500; Year Built: 1991
AD: Christopher M. Ragsdale
SID: Will Darity

LAFAYETTE
Easton, PA 18042.....IAA

Coach: Frank Tavani, Lebanon Valley 1975
Record: 6 Years, 32-36-0

2005 RESULTS (8-4)

| | |
|------------------------|----|
| 40 Marist..... | 21 |
| 7 Richmond ■..... | 0 |
| 21 Princeton ■..... | 23 |
| 27 Fordham..... | 10 |
| 12 Georgetown..... | 7 |
| 14 Columbia ■..... | 7 |
| 17 Harvard..... | 24 |
| 33 Bucknell..... | 20 |
| 15 Colgate..... | 18 |
| 41 Holy Cross..... | 21 |
| 23 Lehigh..... | 19 |
| 23 Appalachian St..... | 34 |

Nickname: Leopards
Colors: Maroon & White
Stadium: Fisher Field
Capacity: 13,750; Year Built: 1926
AD: Bruce McCutcheon
SID: Phil LaBella

LAGRANGE
LaGrange, GA 30240.....III

Coach: Todd Mooney, Ohio 1988
Record: First year as head coach

FIRST YEAR OF VARSITY FOOTBALL IN 2006

Nickname: Panthers
Colors: Red & Black
Stadium: Callaway Stadium
AD: Philip R. Williamson
SID: John Hughes

LAKE FOREST
Lake Forest, IL 60045.....III

Coach: Brent Becker, Knox 1997
Record: 1 Year, 4-6-0

2005 RESULTS (4-6)

| | |
|--------------------------|----|
| 21 Macalester ■..... | 10 |
| 20 Grinnell..... | 7 |
| 28 Beloit ■..... | 12 |
| 14 Ripon..... | 21 |
| 0 Monmouth (Ill.) ■..... | 34 |
| 28 Knox ■..... | 14 |
| 8 Illinois Col..... | 24 |
| 13 Carroll (Wis.) ■..... | 40 |
| 20 Lawrence..... | 52 |
| 14 St. Norbert ■..... | 56 |

Nickname: Foresters
Colors: Red & Black
Stadium: Farwell Field
Capacity: 2,000
AD: Jackie A. Slaats
SID: Mike Wajerski

LAKELAND
Sheboygan, WI 53082-0359.....III

Coach: Jim Zebrowski, Mount Union 1991
Record: 3 Years, 23-8-0

2005 RESULTS (8-3)

| | |
|--------------------------------|----|
| 27 Northwestern (Minn.) ■..... | 15 |
| 16 Carthage..... | 20 |
| 12 Wis.-Whitewater ■..... | 73 |
| 45 Benedictine (Ill.)..... | 7 |
| 64 Eureka ■..... | 0 |
| 42 MacMurray..... | 21 |
| 17 Concordia (Wis.)..... | 14 |
| 68 Concordia (Ill.) ■..... | 14 |
| 58 Aurora ■..... | 0 |
| 20 Greenville..... | 13 |
| 22 Augustana (Ill.)..... | 49 |

Nickname: Muskies
Colors: Navy & Gold
Stadium: Taylor Field
Capacity: 1,500; Year Built: 1958
AD: Jane Bouche
SID: John Weber

LANE
Jackson, TN 38301-4598.....II

Coach: Johnnie Cole, Texas Southern 1986
Record: 1 Year, 0-10-0

2005 RESULTS (0-10)

| | |
|----------------------------|----|
| 6 St. Augustine's ■..... | 24 |
| 13 Stillman..... | 23 |
| 23 Fort Valley St..... | 31 |
| 31 Albany St. (Ga.) ■..... | 52 |
| 20 Clark Atlanta..... | 52 |
| 21 Kentucky St. ■..... | 24 |
| 14 Miles..... | 28 |
| 37 Morehouse ■..... | 52 |
| 6 Tuskegee ■..... | 56 |
| 20 Benedict..... | 42 |

Nickname: Dragons
Colors: Cardinal Red & Royal Blue
Stadium: Rothrock
Capacity: 3,500; Year Built: 1930
AD: J.L. Perry
SID: Greg Bormann

LAWRENCE
Appleton, WI 54912-0599.....III

Coach: Chris Howard, Wis.-Stevens Point 1983
Record: 1 Year, 4-5-0

2005 RESULTS (4-5)

| | |
|--------------------------|----|
| 14 Knox..... | 21 |
| 9 Ripon..... | 20 |
| 38 Carroll (Wis.) ■..... | 36 |
| 27 Beloit..... | 28 |
| 15 St. Norbert ■..... | 44 |
| 13 Monmouth (Ill.)..... | 41 |
| 27 Grinnell ■..... | 19 |
| 52 Lake Forest ■..... | 20 |
| 47 Illinois Col. ■..... | 7 |

Nickname: Vikings
Colors: Blue & White
Stadium: Banta Bowl
Capacity: 5,255; Year Built: 1965
AD: Robert Beeman
SID: Joe Vanden Acker

LEBANON VALLEY
Annville, PA 17003-1400.....III

Coach: Jim Monos, Shippensburg 1972
Record: 13 Years, 48-79-2

2005 RESULTS (2-8)

| | |
|------------------------|----|
| 27 Gettysburg..... | 34 |
| 6 King's (Pa.) ■..... | 27 |
| 35 Juniata..... | 27 |
| 38 Widener ■..... | 41 |
| 7 Delaware Valley..... | 38 |
| 43 FDU-Florham ■..... | 15 |
| 6 Wilkes..... | 28 |
| 6 Lycoming ■..... | 7 |
| 35 Moravian..... | 38 |
| 39 Albright ■..... | 40 |

Nickname: Flying Dutchmen
Colors: Blue & White
Stadium: Arnold Field
Capacity: 4,000; Year Built: 1969
AD: Kathleen Tierney
SID: Braden Snyder

LEHIGH
Bethlehem, PA 18015-3089.....IAA

Coach: Pete Lembo, Georgetown 1992
Record: 5 Years, 44-14-0

2005 RESULTS (8-3)

| | |
|----------------------|----|
| 54 Monmouth ■..... | 26 |
| 33 Delaware..... | 34 |
| 28 VMI..... | 26 |
| 49 Harvard..... | 24 |
| 10 Holy Cross..... | 13 |
| 28 Yale ■..... | 21 |
| 42 Bucknell..... | 10 |
| 50 Colgate..... | 34 |
| 46 Georgetown ■..... | 14 |
| 40 Fordham..... | 3 |
| 19 Lafayette ■..... | 23 |

Nickname: Mountain Hawks
Colors: Brown & White
Stadium: Goodman
Capacity: 16,000; Year Built: 1988
AD: Joseph D. Sterrett
SID: Jeff Tourial

LENOIR-RHYNE
Hickory, NC 28603.....II

Coach: Wayne Hicks, Jacksonville St. 1984
Record: 4 Years, 14-28-0

2005 RESULTS (5-5)

| | |
|------------------------|----|
| 32 Kentucky St..... | 27 |
| 21 N.C. Central ■..... | 28 |
| 16 Davidson..... | 9 |

| | |
|-----------------------|----|
| 27 Newberry..... | 24 |
| 7 Wingate..... | 28 |
| 21 Mars Hill ■..... | 33 |
| 0 Presbyterian ■..... | 20 |
| 6 Carson-Newman..... | 33 |
| 21 Tusculum ■..... | 7 |
| 17 Catawba..... | 13 |

Nickname: Bears
 Colors: Red & Black
 Stadium: Moretz
 Capacity: 8,500; Year Built: 1923
 AD: Neill McGeachy
 SID: John Karrs

LEWIS & CLARK

Portland, OR 97219-7899III

Coach: Roger VanDeZande, Oregon St. 1982
 Record: 2 Years, 1-12-0

2005 RESULTS (0-4)

| | |
|-------------------------|----|
| 17 Occidental ■..... | 52 |
| 35 Colorado Col. ■..... | 38 |
| 0 Chapman..... | 53 |
| 24 Claremont-MS..... | 55 |

Nickname: Pioneers
 Colors: Orange & Black
 Stadium: Griswold
 Capacity: 3,600; Year Built: 1953
 AD: Judy McMullen
 SID: Melissa Dudek

LIBERTY

Lynchburg, VA 24502-2269IAA

Coach: Ken Karcher, Tulane 1986
 Record: 6 Years, 21-46-0

2005 RESULTS (1-10)

| | |
|-------------------------|----|
| 17 Concord ■..... | 6 |
| 0 Connecticut..... | 59 |
| 0 Youngstown St. ■..... | 42 |
| 0 William & Mary..... | 56 |
| 7 VMI ■..... | 10 |
| 21 Chattanooga ■..... | 24 |
| 17 Towson ■..... | 38 |
| 21 Coastal Caro. ■..... | 27 |
| 16 Gardner-Webb..... | 21 |
| 30 Charleston So. | 31 |
| 17 Norfolk St. | 34 |

Nickname: Flames
 Colors: Red, White & Blue
 Stadium: Williams
 Capacity: 12,000; Year Built: 1989
 AD: Jeff Barber
 SID: Todd Wetmore

LINCOLN (MO.)

Jefferson City, MO 65102-0029II

Coach: Lemar Parrish, Lincoln (Mo.) 1995
 Record: 1 Year, 2-7-0

2005 RESULTS (2-7)

| | |
|------------------------------|----|
| 10 Central St. (Ohio) *..... | 0 |
| 0 Central Mo. St. | 83 |
| 3 Langston ■..... | 45 |
| 13 St. Joseph's (Ind.)..... | 41 |
| 17 Edward Waters..... | 13 |
| 0 Miles ■..... | 30 |
| 8 Prairie View..... | 40 |
| 17 Paul Quinn..... | 24 |
| 3 Stillman..... | 34 |

Nickname: Blue Tigers
 Colors: Navy Blue & White
 Stadium: Dwight T. Reed
 Capacity: 5,600; Year Built: 1972
 AD: Tim Abney
 SID: Darren Smith

LINFIELD

McMinnville, OR 97128-6894III

Coach: Jay Lacey, Oregon St. 1978
 Record: 10 Years, 84-18-0

2005 RESULTS (10-1)

| | |
|------------------------------|----|
| 49 Western Ore. | 7 |
| 45 Wis.-Stevens Point ■..... | 7 |
| 42 Pacific Lutheran ■..... | 13 |
| 47 Whitworth..... | 32 |
| 49 Southern Ore. | 14 |
| 62 Puget Sound ■..... | 7 |
| 38 Menlo..... | 7 |
| 63 Willamette..... | 21 |
| 63 Occidental ■..... | 21 |
| 28 Concordia-M'head ■..... | 14 |
| 41 Wis.-Whitewater ■..... | 44 |

Nickname: Wildcats
 Colors: Purple & Red
 Stadium: Maxwell Field/Memorial Stadium
 Capacity: 4,000; Year Built: 1945
 AD: Scott Carnahan
 SID: Kelly Bird

LIVINGSTONE

Salisbury, NC 28144II

Coach: Robert Massey, N.C. Central 1989
 Record: 1 Year, 1-9-0

2005 RESULTS (1-9)

| | |
|----------------------------|----|
| 6 Elizabeth City St. | 51 |
| 6 Catawba..... | 38 |
| 15 Virginia Union ■..... | 32 |
| 15 Bowie St. | 33 |
| 27 Shaw..... | 49 |
| 27 Johnson C. Smith..... | 10 |
| 14 Winston-Salem ■..... | 42 |
| 14 St. Augustine's ■..... | 20 |
| 14 N.C. Central..... | 48 |
| 22 Fayetteville St. ■..... | 52 |

Nickname: Blue Bears
 Colors: Columbia Blue & Black
 Stadium: Alumni Memorial
 Capacity: 6,000; Year Built: 1960
 AD: Clifton Huff
 SID: Adrian Ferguson

LOCK HAVEN

Lock Haven, PA 17745II

Coach: John Klacik, Lock Haven 1988
 Record: 1 Year, 2-9-0

2005 RESULTS (2-9)

| | |
|-------------------------|----|
| 17 Cheyney..... | 16 |
| 0 James Madison..... | 56 |
| 0 Towson..... | 70 |
| 0 Bloomsburg ■..... | 63 |
| 7 Slippery Rock..... | 55 |
| 24 Mansfield ■..... | 12 |
| 7 Shippensburg ■..... | 26 |
| 0 Clarion..... | 16 |
| 23 Indiana (Pa.) ■..... | 28 |
| 7 California (Pa.)..... | 48 |
| 3 Edinboro ■..... | 41 |

Nickname: Bald Eagles
 Colors: Crimson & White
 Stadium: Hubert Jack
 Capacity: 3,000; Year Built: 1975
 AD: Sharon E. Taylor
 SID: Al Weston

LORAS

Dubuque, IA 52004-0178III

Coach: Chris Klieman, UNI 1990
 Record: 1 Year, 3-7-0

2005 RESULTS (3-7)

| | |
|----------------------------|----|
| 48 Concordia (Ill.) ■..... | 3 |
| 28 St. Ambrose..... | 29 |
| 0 Buena Vista..... | 14 |

| | |
|-------------------------|----|
| 0 Central (Iowa) ■..... | 21 |
| 27 Cornell College..... | 14 |
| 15 Simpson ■..... | 7 |
| 10 Wartburg ■..... | 14 |
| 19 Luther..... | 22 |
| 14 Coe ■..... | 24 |
| 18 Dubuque..... | 20 |

Nickname: Duhawks
 Colors: Purple & Gold
 Stadium: Rock Bowl
 Capacity: 3,000; Year Built: 1945
 AD: Chad Walthall
 SID: Tom Galbraith

LA.-LAFAYETTE

Lafayette, LA 70506IA

Coach: Rickey Bustle, Clemson 1976
 Record: 4 Years, 17-29-0

2005 RESULTS (6-5)

| | |
|----------------------------|----|
| 3 Texas..... | 60 |
| 10 Eastern Mich..... | 31 |
| 49 Northwestern St. ■..... | 28 |
| 21 UCF ■..... | 24 |
| 10 Fla. Atlantic ■..... | 28 |
| 36 Arkansas St. | 39 |
| 13 Middle Tenn. | 10 |
| 31 Troy ■..... | 28 |
| 31 North Texas..... | 28 |
| 28 Florida Int'l ■..... | 7 |
| 54 La.-Monroe..... | 21 |

Nickname: Ragin' Cajuns
 Colors: Vermilion & White
 Stadium: Cajun Field
 Capacity: 31,000; Year Built: 1971
 AD: David Walker
 SID: Daryl Cetnar

LA.-MONROE

Monroe, LA 71209-3000IA

Coach: Charlie Weatherbie, Oklahoma St. 1977
 Record: 13 Years, 56-87-0

2005 RESULTS (5-6)

| | |
|----------------------------|----|
| 23 Northwestern St. ■..... | 27 |
| 0 Wyoming..... | 38 |
| 7 Georgia..... | 44 |
| 28 Fla. Atlantic..... | 21 |
| 31 Arkansas St. ■..... | 27 |
| 15 Arkansas..... | 44 |
| 27 Troy ■..... | 3 |
| 29 Florida Int'l ■..... | 31 |
| 34 Middle Tenn. | 31 |
| 24 North Texas..... | 19 |
| 21 La.-Lafayette ■..... | 54 |

Nickname: Indians
 Colors: Maroon & Gold
 Stadium: Malone
 Capacity: 30,427; Year Built: 1978
 AD: Bobby Staub
 SID: Judy Willson

LOUISIANA COL.

Pineville, LA 71360-0001III

Coach: David Armstrong, Western Ky.
 Record: 1 Year, 4-5-0

2005 RESULTS (4-5)

| | |
|----------------------------|----|
| 33 Rhodes..... | 43 |
| 13 Hardin-Simmons..... | 51 |
| 47 McMurry..... | 53 |
| 55 Austin ■..... | 11 |
| 41 Texas Lutheran..... | 44 |
| 34 East Tex. Baptist..... | 30 |
| 42 Mississippi Col. ■..... | 28 |
| 13 Howard Payne..... | 56 |
| 42 Sul Ross St. ■..... | 24 |

Nickname: Wildcats
 Colors: Orange & Blue
 Stadium: D.C. Bates
 Capacity: 7,500; Year Built: 2000
 AD: Tim Whitman
 SID: Alex Goodling

LSU

Baton Rouge, LA 70893I-A

Coach: Les Miles, Michigan 1976
 Record: 5 Years, 39-23-0

2005 RESULTS (11-2)

| | | |
|----|-------------------|---------|
| 35 | Arizona St. |31 |
| 27 | Tennessee ■ |30 |
| 37 | Mississippi St. |7 |
| 34 | Vanderbilt |6 |
| 21 | Florida ■ |17 |
| 20 | Auburn ■ |17 |
| 56 | North Texas ■ |3 |
| 24 | Appalachian St. ■ |0 |
| 16 | Alabama |13 |
| 40 | Mississippi |7 |
| 19 | Arkansas ■ |17 |
| 14 | Georgia * |34 |
| 40 | Miami (Fla.) * |3 |

Nickname: Fighting Tigers
 Colors: Purple & Gold
 Stadium: Tiger
 Capacity: 91,600; Year Built: 1924
 AD: Skip Bertman
 SID: Michael Bonnette

LOUISIANA TECH

Ruston, LA 71272I-A

Coach: Jack Bicknell III, Boston College 1984
 Record: 7 Years, 40-42-0

2005 RESULTS (7-4)

| | | |
|----|------------------|---------|
| 3 | Florida |41 |
| 14 | Kansas |34 |
| 34 | New Mexico St. ■ |14 |
| 46 | Hawaii ■ |14 |
| 27 | Nevada |37 |
| 40 | North Texas ■ |14 |
| 31 | San Jose St. ■ |14 |
| 27 | Utah St. |17 |
| 41 | Idaho |38 |
| 13 | Boise St. ■ |30 |
| 40 | Fresno St. |28 |

Nickname: Bulldogs
 Colors: Red & Blue
 Stadium: Joe Aillet
 Capacity: 30,600; Year Built: 1968
 AD: Jim M. Oakes
 SID: Malcolm Butler

LOUISVILLE

Louisville, KY 40292I-A

Coach: Bobby Petrino, Carroll (Mont.) 1983
 Record: 3 Years, 29-8-0

2005 RESULTS (9-3)

| | | |
|----|------------------|---------|
| 31 | Kentucky |24 |
| 63 | Oregon St. ■ |27 |
| 14 | South Fla. |45 |
| 61 | Fla. Atlantic ■ |10 |
| 69 | North Carolina ■ |14 |
| 44 | West Virginia |46 |
| 46 | Cincinnati |22 |
| 42 | Pittsburgh ■ |20 |
| 56 | Rutgers ■ |5 |
| 41 | Syracuse ■ |17 |
| 30 | Connecticut |20 |
| 24 | Virginia Tech * |35 |

Nickname: Cardinals
 Colors: Red, Black & White
 Stadium: Papa John's Cardinal
 Capacity: 42,000; Year Built: 1998
 AD: Thomas M. Jurich
 SID: Rocco Gasparro

LUTHER

Decorah, IA 52101-1045III

Coach: Paul Hefty, Luther 1986
 Record: 4 Years, 22-18-0

2005 RESULTS (6-4)

| | | |
|----|-----------------|---------|
| 55 | Martin Luther ■ |21 |
| 13 | St. Olaf ■ |37 |
| 48 | Dubuque |21 |
| 33 | Wartburg ■ |24 |
| 10 | Coe |14 |
| 23 | Simpson ■ |20 |
| 35 | Central (Iowa) |40 |
| 21 | Buena Vista ■ |26 |
| 22 | Loras ■ |19 |
| 29 | Cornell College |23 |

Nickname: Norse
 Colors: Blue & White
 Stadium: Carlson
 Capacity: 5,000; Year Built: 1966
 AD: Joe Thompson
 SID: Dave Blanchard

LYCOMING

Williamsport, PA 17701-5192III

Coach: Frank Girardi, West Chester 1961
 Record: 34 Years, 250-85-5

2005 RESULTS (6-4)

| | | |
|----|-------------------|---------|
| 35 | Juniata ■ |0 |
| 7 | Widener |15 |
| 13 | Delaware Valley ■ |31 |
| 14 | FDU-Florham |49 |
| 14 | Wilkes ■ |17 |
| 33 | Ithaca ■ |30 |
| 7 | Lebanon Valley |6 |
| 17 | Moravian ■ |13 |
| 14 | Albright |13 |
| 17 | Susquehanna ■ |10 |

Nickname: Warriors
 Colors: Blue & Gold
 Stadium: David Person Field
 Capacity: 3,700; Year Built: 1962
 AD: Frank L. Girardi
 SID: Robb Dietrich

MACALESTER

St. Paul, MN 55105III

Coach: Dennis Czech, Macalester 1983
 Record: 8 Years, 13-64-0

2005 RESULTS (0-9)

| | | |
|----|------------------------|---------|
| 10 | Lake Forest |21 |
| 14 | Oberlin ■ |44 |
| 23 | Grinnell ■ |31 |
| 10 | St. Olaf |71 |
| 16 | Knox |26 |
| 14 | Northwestern (Minn.) ■ |47 |
| 7 | Carleton ■ |31 |
| 0 | Hamline ■ |54 |
| 7 | Ripon |56 |

Nickname: Scots
 Colors: Orange & Blue
 Stadium: Macalester
 Capacity: 4,000; Year Built: 1965
 AD: Travis Feezell
 SID: Andy Johnson

MacMURRAY

Jacksonville, IL 62650-2590III

Coach: Brandon McCray, Lakeland 1997
 Record: 3 Years, 16-14-0

2005 RESULTS (4-6)

| | | |
|----|--------------------|---------|
| 0 | Wooster |37 |
| 41 | Tri-State |27 |
| 14 | Concordia (Wis.) ■ |59 |

| | | |
|----|--------------------|---------|
| 41 | Concordia (Ill.) |14 |
| 21 | Lakeland |42 |
| 6 | Greenville ■ |23 |
| 22 | Benedictine (Ill.) |49 |
| 54 | Eureka ■ |12 |
| 14 | Aurora |21 |
| 35 | Blackburn ■ |9 |

Nickname: Highlanders
 Colors: Scarlet & Navy
 Stadium: Freesen Field
 Capacity: 3,000; Year Built: 2003
 AD: Kevin Haslam
 SID: Larry Bostwick

MAINE

Orono, ME 04469-5747I-AA

Coach: Jack Cosgrove, Maine 1978
 Record: 13 Years, 72-75-0

2005 RESULTS (5-6)

| | | |
|----|-----------------|---------|
| 7 | Nebraska |25 |
| 28 | William Penn ■ |0 |
| 21 | Richmond |26 |
| 31 | Albany (N.Y.) * |7 |
| 2 | James Madison |38 |
| 0 | Hofstra |44 |
| 14 | Massachusetts ■ |35 |
| 25 | Delaware ■ |15 |
| 14 | Northeastern |10 |
| 27 | Rhode Island ■ |24 |
| 47 | New Hampshire |59 |

Nickname: Black Bears
 Colors: Blue & White
 Stadium: Morse Field at Alford Stadium
 Capacity: 10,000; Year Built: 1998
 AD: Blake James
 SID: Brent Williamson

MAINE MARITIME

Castine, ME 04420III

Coach: Christopher McKenney, Springfield 1984
 Record: 5 Years, 14-32-0

2005 RESULTS (7-3)

| | | |
|----|------------------|---------|
| 21 | Mount Ida |13 |
| 28 | Curry ■ |21 |
| 41 | Mass. Maritime |28 |
| 38 | Nichols ■ |13 |
| 24 | Bridgewater St. |33 |
| 0 | Fitchburg St. |21 |
| 35 | Worcester St. ■ |7 |
| 21 | Westfield St. |11 |
| 35 | Framingham St. ■ |6 |
| 20 | Alfred |63 |

Nickname: Mariners
 Colors: Royal Blue & Gold
 Stadium: Ritchie
 Capacity: 3,500; Year Built: 1965
 AD: James Dyer
 SID: David Patterson

MANCHESTER

North Manchester, IN 46962III

Coach: Shannon Griffith, Ball St. 1989
 Record: 2 Years, 2-18-0

2005 RESULTS (2-8)

| | | |
|----|------------------|---------|
| 24 | Grove City ■ |21 |
| 62 | Earlham |69 |
| 7 | Waynesburg |28 |
| 7 | Olivet ■ |40 |
| 7 | Bluffton ■ |59 |
| 7 | Hanover |48 |
| 7 | Mt. St. Joseph ■ |28 |
| 24 | Franklin |41 |

| | |
|---------------------------|----|
| 32 Defiance..... | 29 |
| 25 Anderson (Ind.) ■..... | 28 |

Nickname: Spartans
 Colors: Black & Gold
 Stadium: Burt Memorial
 Capacity: 4,500
 AD: Tom Jarman
 SID: Doug Shoemaker

MANSFIELD

Mansfield, PA 16933II

Coach: Jim Shiffer, Mansfield 1990
 Record: 2 Years, 2-19-0

2005 RESULTS (1-10)

| | |
|----------------------------|----|
| 33 West Va. Wesleyan..... | 41 |
| 12 California (Pa.) ■..... | 88 |
| 12 Clarion..... | 15 |
| 18 Kutztown ■..... | 45 |
| 12 Lock Haven..... | 24 |
| 38 Cheyney ■..... | 17 |
| 20 West Chester..... | 63 |
| 12 Bloomsburg ■..... | 40 |
| 14 Millersville..... | 31 |
| 20 East Stroudsburg..... | 57 |
| 8 Coastal Caro..... | 71 |

Nickname: Mountaineers
 Colors: Red & Black
 Stadium: Van Norman Field
 Capacity: 4,000; Year Built: 1964
 AD: Roger N. Maisner
 SID: Steve McCloskey

MARANATHA BAPTIST

Watertown, WI 53094-0000III

Coach: Terry Price, Pillsbury 1971
 Record: 29 Years, 125-151-1

2005 RESULTS (4-5)

| | |
|--------------------------------|----|
| 14 Crown (Minn.)..... | 0 |
| 0 Martin Luther..... | 21 |
| 27 Blackburn..... | 24 |
| 60 Principia ■..... | 26 |
| 18 Rockford ■..... | 49 |
| 19 Westminster (Mo.)..... | 41 |
| 0 Northwestern (Minn.) ■..... | 23 |
| 18 Minn.-Morris *..... | 48 |
| 53 Trinity Bible (N.D.) ■..... | 13 |

Nickname: Crusaders
 Colors: Navy Blue & Gold
 Stadium: Maranatha
 Capacity: 1,200; Year Built: 1972
 AD: Terry Price
 SID: Robert Thompson

MARIETTA

Marietta, OH 45750III

Coach: Todd Glaser, Wis.-Eau Claire 1993
 Record: 3 Years, 13-17-0

2005 RESULTS (5-5)

| | |
|---------------------------|----|
| 25 Emory & Henry ■..... | 7 |
| 46 Heidelberg..... | 21 |
| 17 John Carroll ■..... | 48 |
| 17 Otterbein ■..... | 31 |
| 10 Capital..... | 41 |
| 7 Mount Union ■..... | 59 |
| 18 Muskingum ■..... | 17 |
| 18 Wilmington (Ohio)..... | 3 |
| 32 Baldwin-Wallace..... | 31 |
| 7 Ohio Northern ■..... | 58 |

Nickname: Pioneers
 Colors: Navy Blue & White
 Stadium: Don Drumm Field
 Capacity: 7,000; Year Built: 1935
 AD: Debora Lazorki
 SID: Dan May

MARIST

Poughkeepsie, NY 12601-1387.....I-AA

Coach: Jim Parady, Maine 1984
 Record: 14 Years, 78-62-1

2005 RESULTS (7-4)

| | |
|-----------------------------|----|
| 21 Lafayette ■..... | 40 |
| 22 Sacred Heart..... | 20 |
| 31 Central Conn. St. ■..... | 22 |
| 38 Wagner..... | 21 |
| 7 Bucknell..... | 27 |
| 27 La Salle ■..... | 0 |
| 14 Duquesne ■..... | 22 |
| 52 St. Peter's..... | 34 |
| 28 Iona..... | 27 |
| 35 San Diego..... | 42 |
| 30 Stony Brook ■..... | 28 |

Nickname: Red Foxes
 Colors: Red & White
 Stadium: Leonidoff Field
 Capacity: 2,500; Year Built: 1972
 AD: Timothy S. Murray
 SID: Jason Corriher

MARITIME (N.Y.)

Throggs Neck, NY 10465.....III

Coach: Clayton Kendrick-Holmes, Navy 1992
 Record: First year as head coach

Resuming program in 2006,
 previously dropped in 1989

Nickname: Privateers
 Colors: Maritime Blue & Privateer Red
 Stadium: AstroPlay Field
 AD: William E. Martinov Jr.
 SID: Joseph DeBenedictis

MARS HILL

Mars Hill, NC 28754II

Coach: Tim Clifton, Mercer 1976
 Record: 13 Years, 71-65-0

2005 RESULTS (4-6)

| | |
|----------------------------|----|
| 7 Western Caro..... | 21 |
| 6 St. Augustine's ■..... | 13 |
| 33 Cumberland (Ky.) ■..... | 10 |
| 14 Carson-Newman ■..... | 7 |
| 0 Catawba..... | 31 |
| 33 Lenoir-Rhyne..... | 21 |
| 32 Wingate ■..... | 22 |
| 24 Presbyterian..... | 45 |
| 10 Newberry ■..... | 28 |
| 28 Tusculum..... | 43 |

Nickname: Lions
 Colors: Royal Blue & Gold
 Stadium: Meares
 Capacity: 5,000; Year Built: 1965
 AD: David Riggins
 SID: Rick Baker

MARSHALL

Huntington, WV 25755I-A

Coach: Mark Snyder, Marshall 1988
 Record: 1 Year, 4-7-0

2005 RESULTS (4-7)

| | |
|--------------------------|----|
| 36 William & Mary ■..... | 24 |
| 19 Kansas St. ■..... | 21 |
| 13 UCF..... | 23 |
| 16 SMU ■..... | 13 |
| 14 Virginia Tech..... | 41 |
| 20 UAB ■..... | 19 |
| 3 UTEP..... | 31 |
| 27 Tulane..... | 26 |
| 24 Southern Miss. ■..... | 27 |

| | |
|----------------------|----|
| 29 East Caro. ■..... | 34 |
| 3 Memphis..... | 26 |

Nickname: Thundering Herd
 Colors: Green & White
 Stadium: Joan C. Edwards
 Capacity: 38,019; Year Built: 1991
 AD: Bob Marcum
 SID: Randy Burnside

MARTIN LUTHER

New Ulm, MN 56073-3965III

Coach: Douglas Lange, Northwestern (Minn.) 1978
 Record: 1 Year, 6-3-0

2005 RESULTS (6-3)

| | |
|--------------------------------|----|
| 21 Luther..... | 55 |
| 2 Waldorf ■..... | 10 |
| 21 Maranatha Baptist ■..... | 0 |
| 6 Westminster (Mo.)..... | 0 |
| 6 Northwestern (Minn.)..... | 35 |
| 16 Minn.-Morris ■..... | 8 |
| 35 Crown (Minn.)..... | 7 |
| 66 Trinity Bible (N.D.) ■..... | 0 |
| 26 Rockford *..... | 0 |

Nickname: Knights
 Colors: Black, Red & White
 Stadium: MLC Bowl
 Capacity: 1,500; Year Built: 1974
 AD: James M. Unke
 SID: Jeremy Belter

MARY HARDIN-BAYLOR

Belton, TX 76513.....III

Coach: Pete Fredenburg, Texas St. 1970
 Record: 8 Years, 65-22-0

2005 RESULTS (9-2)

| | |
|-----------------------------|----|
| 45 Willamette..... | 24 |
| 28 Texas Lutheran ■..... | 21 |
| 61 Mississippi Col. ■..... | 0 |
| 20 Howard Payne..... | 24 |
| 27 Sul Ross St. ■..... | 6 |
| 38 Hardin-Simmons..... | 7 |
| 23 East Tex. Baptist ■..... | 7 |
| 72 McMurry ■..... | 0 |
| 58 Austin..... | 0 |
| 35 Trinity (Tex.)..... | 6 |
| 36 Wesley ■..... | 46 |

Nickname: Crusaders
 Colors: Purple, Gold & White
 Stadium: Tiger Field
 Capacity: 7,000; Year Built: 1996
 AD: Ben Shipp
 SID: Jon Wallin

MARYLAND

College Park, MD 20742.....I-A

Coach: Ralph Friedgen, Maryland 1969
 Record: 5 Years, 41-20-0

2005 RESULTS (5-6)

| | |
|---------------------------|----|
| 23 Navy *..... | 20 |
| 24 Clemson ■..... | 28 |
| 19 West Virginia ■..... | 31 |
| 22 Wake Forest..... | 12 |
| 45 Virginia ■..... | 33 |
| 38 Temple..... | 7 |
| 9 Virginia Tech ■..... | 28 |
| 27 Florida St..... | 35 |
| 33 North Carolina..... | 30 |
| 16 Boston College ■..... | 31 |
| 14 North Carolina St..... | 20 |

Nickname: Terrapins, Terps
 Colors: Red, White, Black & Gold
 Stadium: Byrd
 Capacity: 51,500; Year Built: 1950
 AD: Deborah A. Yow
 SID: Doug Dull

MARYVILLE (TENN.)
Maryville, TN 37804-5907III

Coach: Tony Ierulli, Maryville (Tenn.) 1980
Record: 3 Years, 10-20-0

2005 RESULTS (3-7)

| | | |
|----|----------------|----|
| 28 | Averett ■ | 31 |
| 2 | Chris. Newport | 53 |
| 35 | Greensboro ■ | 27 |
| 14 | Sewanee ■ | 33 |
| 25 | N.C. Wesleyan | 41 |
| 34 | Ferrum ■ | 56 |
| 13 | Centre | 17 |
| 24 | Methodist ■ | 28 |
| 36 | Shenandoah | 13 |
| 35 | Huntingdon | 31 |

Nickname: Scots
Colors: Orange & Garnet
Stadium: Lloyd Thorton
Capacity: 2,500; Year Built: 1993
AD: Randall D. Lambert
SID: Eric Etchison

MASSACHUSETTS
Amherst, MA 01003I-AA

Coach: Don Brown, Norwich 1977
Record: 9 Years, 65-35-0

2005 RESULTS (7-4)

| | | |
|----|-----------------|----|
| 19 | Richmond | 6 |
| 14 | Colgate | 17 |
| 40 | Albany (N.Y.) ■ | 0 |
| 14 | Rhode Island ■ | 6 |
| 27 | Northeastern ■ | 0 |
| 10 | James Madison ■ | 7 |
| 35 | Maine | 14 |
| 28 | New Hampshire ■ | 34 |
| 35 | Delaware | 7 |
| 27 | Army | 34 |
| 10 | Hofstra | 21 |

Nickname: Minutemen
Colors: Maroon & White
Stadium: Warren P. McGuirk Alumni
Capacity: 17,000; Year Built: 1965
AD: John F. McCutcheon
SID: Charles Bare

MASS.-DARTMOUTH
North Dartmouth, MA 02747-2300III

Coach: Bill Kavanaugh, Stonehill 1972
Record: 16 Years, 99-60-0

2005 RESULTS (5-5)

| | | |
|----|--------------------|----|
| 0 | Merrimack ■ | 35 |
| 7 | Plymouth St. | 14 |
| 7 | Bridgewater St. ■ | 48 |
| 6 | Curry | 34 |
| 14 | Endicott ■ | 16 |
| 28 | Nichols | 7 |
| 34 | MIT ■ | 6 |
| 17 | Western New Eng. ■ | 3 |
| 37 | Mass. Maritime | 27 |
| 28 | Salve Regina | 14 |

Nickname: Corsairs
Colors: Blue, White & Gold
Stadium: Cressy Field
Capacity: 1,850; Year Built: 1986
AD: Robert W. Mullen
SID: Jim Mullins

MIT
Cambridge, MA 02139III

Coach: Dwight Smith, Bates 1975
Record: 18 Years, 56-96-1

2005 RESULTS (3-6)

| | | |
|----|------------------|----|
| 7 | Framingham St. | 14 |
| 25 | Mass. Maritime ■ | 14 |

| | | |
|----|--------------------|----|
| 6 | Worcester St. ■ | 49 |
| 13 | Curry | 50 |
| 31 | Western New Eng. ■ | 27 |
| 6 | Mass.-Dartmouth | 34 |
| 34 | Nichols ■ | 21 |
| 7 | Salve Regina | 47 |
| 19 | Endicott | 38 |

Nickname: Engineers
Colors: Cardinal Red & Silver Gray
Stadium: Steinbrenner
Capacity: 1,600; Year Built: 1980
AD: Candace L. Royer
SID: James Kramer

MASS. MARITIME
Buzzards Bay, MA 02532III

Coach: Jeremy Cameron, Springfield 1997
Record: 1 Year, 0-9-0

2005 RESULTS (0-9)

| | | |
|----|-------------------|----|
| 0 | Coast Guard ■ | 27 |
| 14 | MIT | 25 |
| 28 | Maine Maritime ■ | 41 |
| 20 | Framingham St. | 27 |
| 0 | Westfield St. ■ | 14 |
| 7 | Worcester St. | 27 |
| 19 | Fitchburg St. ■ | 39 |
| 27 | Mass.-Dartmouth ■ | 37 |
| 6 | Bridgewater St. | 42 |

Nickname: Buccanears
Colors: Blue & Gold
Stadium: Commander Ellis
Capacity: 3,000; Year Built: 1972
AD: Robert Corradi
SID: Leroy Thompson

MCDANIEL
Westminster, MD 21157-4390III

Coach: Tim Keating, Bethany (W.V.) 1975
Record: 18 Years, 117-65-3

2005 RESULTS (5-5)

| | | |
|----|-------------------|----|
| 36 | Bridgewater (Va.) | 35 |
| 28 | Seton Hill | 9 |
| 37 | Catholic ■ | 36 |
| 28 | Ursinus ■ | 20 |
| 17 | Gettysburg | 20 |
| 22 | Dickinson | 25 |
| 10 | Randolph-Macon | 34 |
| 14 | Frank. & Marsh. ■ | 17 |
| 13 | Muhlenberg | 6 |
| 5 | Johns Hopkins ■ | 14 |

Nickname: Green Terror
Colors: Green & Gold
Stadium: Scott S. Bair
Capacity: 4,000; Year Built: 1981
AD: James M. Smith
SID: Stephen Peed

McMURRY
Abilene, TX 79697III

Coach: Joe Crousen, Sul Ross St. 1963
Record: 1 Year, 5-5-0

2005 RESULTS (5-5)

| | | |
|----|---------------------|----|
| 40 | Menlo ■ | 30 |
| 33 | Austin ■ | 6 |
| 20 | Texas Lutheran | 41 |
| 53 | Louisiana Col. ■ | 47 |
| 24 | Mississippi Col. | 14 |
| 33 | Howard Payne ■ | 35 |
| 48 | Sul Ross St. | 43 |
| 25 | Hardin-Simmons ■ | 36 |
| 0 | Mary Hardin-Baylor | 72 |
| 10 | East Tex. Baptist ■ | 36 |

Nickname: Indians
Colors: Maroon & White

Stadium: Indian
Capacity: 4,500; Year Built: 1937
AD: Jerry Larned
SID: Patrick Stewart

McNEESE ST.
Lake Charles, LA 70609I-AA

Coach: Tommy Tate, McNeese St. 1979
Record: 6 Years, 48-23-0

2005 RESULTS (5-4)

| | | |
|----|---------------------|----|
| 23 | Ga. Southern | 20 |
| 20 | Southern Miss. | 48 |
| 33 | Stephen F. Austin ■ | 23 |
| 13 | Southeastern La. | 37 |
| 31 | Sam Houston St. ■ | 26 |
| 7 | Texas St. | 49 |
| 22 | Northwestern St. ■ | 17 |
| 26 | Nicholls St. | 39 |
| 46 | Texas Southern * | 28 |

Nickname: Cowboys
Colors: Blue & Gold
Stadium: Cowboy
Capacity: 17,500; Year Built: 1965
AD: Sonny Watkins
SID: Louis Bonnette

MEMPHIS
Memphis, TN 38152-3370I-A

Coach: Tommy West, Tennessee 1976
Record: 12 Years, 67-63-0

2005 RESULTS (7-5)

| | | |
|----|----------------|----|
| 6 | Mississippi ■ | 10 |
| 59 | Chattanooga ■ | 14 |
| 31 | Tulsa | 37 |
| 27 | UTEP ■ | 20 |
| 17 | UCF | 38 |
| 35 | Houston | 20 |
| 27 | East Caro. ■ | 24 |
| 20 | UAB ■ | 37 |
| 16 | Tennessee | 20 |
| 24 | Southern Miss. | 22 |
| 26 | Marshall ■ | 3 |
| 38 | Akron * | 31 |

Nickname: Tigers
Colors: Blue & Gray
Stadium: Liberty Bowl
Capacity: 62,380; Year Built: 1965
AD: R.C. Johnson
SID: Bob Winn

MENLO
Atherton, CA 94027-4185III

Coach: Mark Kaanapu, Pacific (Ore.) 1990
Record: 5 Years, 21-27-0

2005 RESULTS (0-10)

| | | |
|----|------------------|----|
| 30 | McMurry | 40 |
| 14 | Humboldt St. ■ | 61 |
| 19 | Whittier | 27 |
| 20 | Willamette | 52 |
| 0 | San Diego ■ | 56 |
| 0 | Cal Lutheran ■ | 54 |
| 10 | Whitworth | 48 |
| 7 | Linfield ■ | 38 |
| 24 | Pacific Lutheran | 48 |
| 52 | Colorado Col. | 58 |

Nickname: Oaks
Colors: Navy Blue & White
Stadium: Connor Field
Capacity: 1,000; Year Built: 1972
AD: Caitlin Collier
SID: Nicholas Enriquez

MERCHANT MARINE

Kings Point, NY 11024-1699III

Coach: Mike Toop, Merchant Marine 1977
Record: 5 Years, 20-29-0

2005 RESULTS (3-7)

| | |
|------------------------|----|
| 13 Kean..... | 21 |
| 26 Claremont-MS..... | 33 |
| 29 Dickinson ■..... | 26 |
| 21 WPI..... | 28 |
| 17 Union (N.Y.) ■..... | 23 |
| 9 Rochester ■..... | 32 |
| 9 Hobart..... | 27 |
| 0 Rensselaer..... | 41 |
| 27 St. Lawrence ■..... | 21 |
| 21 Coast Guard..... | 5 |

Nickname: Mariners
Colors: Blue & Gray
Stadium: Capt. Tomb Field
Capacity: 5,840; Year Built: 1945
AD: Susan Petersen-Lubow
SID: Tyrone C. Broxton

MERCYHURST

Erie, PA 16546II

Coach: Marty Schaeztle, Bucknell 1983
Record: 4 Years, 13-30-0

2005 RESULTS (2-8)

| | |
|-------------------------|----|
| 26 Gannon..... | 35 |
| 35 Northern Mich..... | 40 |
| 20 Michigan Tech ■..... | 24 |
| 7 Northwood ■..... | 35 |
| 27 Ferris St..... | 33 |
| 7 Ashland ■..... | 45 |
| 14 Saginaw Valley..... | 44 |
| 28 Indianapolis..... | 24 |
| 21 Hillsdale ■..... | 40 |
| 35 Findlay ■..... | 21 |

Nickname: Lakers
Colors: Blue & Green
Stadium: Louis J. Tullio Field
Capacity: 2,300; Year Built: 1996
AD: Peter J. Russo
SID: John Leisering

MERRIMACK

North Andover, MA 01845.....II

Coach: Jim Murphy, Northeastern 1998
Record: 3 Years, 18-11-0

2005 RESULTS (4-6)

| | |
|---------------------------|----|
| 35 Mass.-Dartmouth..... | 0 |
| 41 Bryant ■..... | 40 |
| 28 Bentley ■..... | 50 |
| 14 Southern Conn. St..... | 62 |
| 21 American Int'l..... | 28 |
| 19 St. Anselm ■..... | 0 |
| 21 Assumption..... | 24 |
| 45 Pace ■..... | 14 |
| 7 C.W. Post..... | 41 |
| 28 Stonehill ■..... | 48 |

Nickname: Warriors
Colors: Navy Blue & Gold
Stadium: Warrior Field
Capacity: 2,000; Year Built: 1996
AD: Sean T. Frazier
SID: Aaron Todd

MESA ST.

Grand Junction, CO 81501II

Coach: Joe Ramunno, Wyoming 1984
Record: 8 Years, 48-43-0

2005 RESULTS (5-6)

| | |
|-------------------------|----|
| 20 Western Wash. ■..... | 49 |
| 9 Humboldt St..... | 28 |

| | |
|--------------------------|----|
| 12 Fort Lewis..... | 31 |
| 64 N.M. Highlands ■..... | 51 |
| 26 Western N.M. ■..... | 7 |
| 20 Western St. ■..... | 3 |
| 24 Chadron St..... | 36 |
| 31 Adams St..... | 34 |
| 22 Fort Hays St. ■..... | 8 |
| 21 Colorado Mines ■..... | 14 |
| 14 Neb.-Kearney..... | 24 |

Nickname: Mavericks
Colors: Maroon, Gold & White
Stadium: Stocker
Capacity: 8,000; Year Built: 1949
AD: Jamie Hamilton
SID: Tish Elliott

METHODIST

Fayetteville, NC 28311-1420III

Coach: Jim Sypult, West Virginia 1967
Record: 14 Years, 73-66-0

2005 RESULTS (8-2)

| | |
|---------------------------|----|
| 28 Salisbury..... | 48 |
| 42 Guilford..... | 25 |
| 31 N.C. Wesleyan ■..... | 20 |
| 55 Emory & Henry ■..... | 21 |
| 29 Averett..... | 28 |
| 37 Ferrum..... | 42 |
| 35 Chris. Newport ■..... | 28 |
| 28 Maryville (Tenn.)..... | 24 |
| 45 Greensboro..... | 21 |
| 35 Shenandoah ■..... | 0 |

Nickname: Monarchs
Colors: Green & Gold
Stadium: Monarch Field
Capacity: 1,500; Year Built: 1989
AD: Bob McEvoy
SID: Lee Glenn

MIAMI (FLA.)

Coral Gables, FL 33146IA

Coach: Larry Coker, Northeastern St. 1970
Record: 5 Years, 53-9-0

2005 RESULTS (9-3)

| | |
|--------------------------|----|
| 7 Florida St..... | 10 |
| 36 Clemson..... | 30 |
| 23 Colorado ■..... | 3 |
| 27 South Fla. ■..... | 7 |
| 52 Duke ■..... | 7 |
| 34 Temple..... | 3 |
| 34 North Carolina ■..... | 16 |
| 27 Virginia Tech..... | 7 |
| 47 Wake Forest..... | 17 |
| 25 Virginia ■..... | 17 |
| 10 Georgia Tech ■..... | 14 |
| 3 LSU *..... | 40 |

Nickname: Hurricanes
Colors: Orange, Green & White
Stadium: Orange Bowl
Capacity: 72,319; Year Built: 1935
AD: Paul T. Dee
SID: Rick Korch

MIAMI (OHIO)

Oxford, OH 45056IA

Coach: Shane Montgomery, North Carolina St. 1990
Record: 1 Year, 7-4-0

2005 RESULTS (7-4)

| | |
|-------------------------|----|
| 14 Ohio St..... | 34 |
| 37 Central Mich. ■..... | 38 |
| 27 Kent St..... | 10 |
| 44 Cincinnati ■..... | 16 |
| 27 Northern Ill..... | 38 |
| 51 Akron ■..... | 23 |
| 24 Eastern Mich..... | 23 |
| 41 Temple..... | 14 |

| | |
|-------------------------|----|
| 54 Buffalo ■..... | 13 |
| 14 Bowling Green ■..... | 42 |
| 38 Ohio..... | 7 |

Nickname: RedHawks
Colors: Red & White
Stadium: Fred C. Yager
Capacity: 24,286; Year Built: 1983
AD: Brad Bates
SID: Vince Frieden

MICHIGAN

Ann Arbor, MI 48109-2201IA

Coach: Lloyd Carr, Northern Mich. 1968
Record: 11 Years, 102-33-0

2005 RESULTS (7-5)

| | |
|-------------------------|----|
| 33 Northern Ill. ■..... | 17 |
| 10 Notre Dame ■..... | 17 |
| 55 Eastern Mich. ■..... | 0 |
| 20 Wisconsin..... | 23 |
| 34 Michigan St..... | 31 |
| 20 Minnesota ■..... | 23 |
| 27 Penn St. ■..... | 25 |
| 23 Iowa..... | 20 |
| 33 Northwestern..... | 17 |
| 41 Indiana ■..... | 14 |
| 21 Ohio St. ■..... | 25 |
| 28 Nebraska *..... | 32 |

Nickname: Wolverines
Colors: Maize & Blue
Stadium: Michigan
Capacity: 107,501; Year Built: 1927
AD: William C. Martin
SID: David Ablauf

MICHIGAN ST.

East Lansing, MI 48824-1025IA

Coach: John L. Smith, Weber St. 1971
Record: 17 Years, 128-78-0

2005 RESULTS (5-6)

| | |
|------------------------|----|
| 49 Kent St. ■..... | 14 |
| 42 Hawaii ■..... | 14 |
| 44 Notre Dame..... | 41 |
| 61 Illinois..... | 14 |
| 31 Michigan ■..... | 34 |
| 24 Ohio St..... | 35 |
| 14 Northwestern ■..... | 49 |
| 46 Indiana ■..... | 15 |
| 21 Purdue..... | 28 |
| 18 Minnesota..... | 41 |
| 22 Penn St. ■..... | 31 |

Nickname: Spartans
Colors: Green & White
Stadium: Spartan
Capacity: 75,005; Year Built: 1957
AD: Ronald H. Mason
SID: John Lewandowski

MICHIGAN TECH

Houghton, MI 49931-1295II

Coach: Bernie Anderson, Northern Mich. 1978
Record: 19 Years, 91-97-0

2005 RESULTS (6-3)

| | |
|---------------------------|----|
| 42 Northern Mich..... | 21 |
| 24 Indianapolis ■..... | 6 |
| 24 Mercyhurst..... | 20 |
| 17 Ashland ■..... | 14 |
| 45 Gannon ■..... | 17 |
| 14 Wayne St. (Mich.)..... | 25 |
| 21 Northwood..... | 24 |
| 35 Ferris St. ■..... | 19 |
| 10 Saginaw Valley..... | 17 |

Nickname: Huskies
Colors: Silver, Gold & Black
Stadium: Sherman Field
Capacity: 3,000; Year Built: 1954
AD: Suzanne R. Sanregret
SID: Wes Frahm

MIDDLE TENN.

Murfreesboro, TN 37132.....I-A

Coach: Andy McCollum, Austin Peay 1981
Record: 7 Years, 34-45-0

2005 RESULTS (4-7)

| | |
|--------------------------|----|
| 7 Alabama..... | 26 |
| 7 North Texas ■..... | 14 |
| 7 Akron ■..... | 17 |
| 17 Vanderbilt..... | 15 |
| 35 Fla. Atlantic..... | 14 |
| 10 La.-Lafayette ■..... | 13 |
| 31 Florida Int'l..... | 35 |
| 45 Arkansas St. ■..... | 7 |
| 31 La.-Monroe ■..... | 34 |
| 3 North Carolina St..... | 24 |
| 17 Troy..... | 7 |

Nickname: Blue Raiders
Colors: Royal Blue & White
Stadium: Johnny "Red" Floyd
Capacity: 31,000; Year Built: 1933
AD: Chris Massaro
SID: Mark Owens

MIDDLEBURY

Middlebury, VT 05753.....III

Coach: Bob Ritter, Middlebury 1982
Record: 5 Years, 19-21-0

2005 RESULTS (3-5)

| | |
|--------------------------|----|
| 21 Bowdoin..... | 22 |
| 7 Colby ■..... | 20 |
| 0 Amherst..... | 15 |
| 18 Williams ■..... | 39 |
| 41 Bates..... | 7 |
| 0 Trinity (Conn.) ■..... | 14 |
| 45 Hamilton ■..... | 8 |
| 21 Tufts..... | 16 |

Nickname: Panthers
Colors: Blue & White
Stadium: Alumni
Capacity: 3,500; Year Built: 1991
AD: Russell Reilly
SID: Brad Nadeau

MIDWESTERN ST.

Wichita Falls, TX 76308-2099II

Coach: Bill Maskill, Western Ky. 1970
Record: 6 Years, 41-22-0

2005 RESULTS (6-4)

| | |
|-------------------------------|----|
| 49 Southwestern Okla. ■..... | 0 |
| 25 Tex. A&M-Commerce..... | 27 |
| 24 Southeastern Okla. ■..... | 17 |
| 29 Angelo St..... | 30 |
| 44 West Tex. A&M ■..... | 47 |
| 7 Tarleton St..... | 37 |
| 41 Tex. A&M-Kingsville ■..... | 14 |
| 42 East Central ■..... | 31 |
| 62 Eastern N.M..... | 27 |
| 35 Abilene Christian ■..... | 30 |

Nickname: Mustangs
Colors: Maroon & Gold
Stadium: Memorial
Capacity: 14,362; Year Built: 1976
AD: Kurt Portmann
SID: Andy Austin

MILES

Fairfield, AL 35064II

Coach: Wade Streeter, Southern U. 1990
Record: 5 Years, 28-25-0

2005 RESULTS (4-7)

| | |
|----------------------------|----|
| 23 Albany St. (Ga.) ■..... | 24 |
| 2 Clark Atlanta..... | 21 |

| | |
|------------------------|----|
| 7 Tuskegee ■..... | 36 |
| 14 Tusculum ■..... | 20 |
| 13 Stillman *..... | 10 |
| 17 Fort Valley St..... | 20 |
| 28 Lane ■..... | 14 |
| 30 Lincoln (Mo.)..... | 0 |
| 27 Kentucky St..... | 30 |
| 16 Benedict ■..... | 17 |
| 34 Morehouse *..... | 24 |

Nickname: Golden Bears
Colors: Purple & Gold
Stadium: Albert J. Sloan-Alumni
Capacity: 8,500; Year Built: 2000
AD: Augustus James
SID: Willie K. Patterson Jr.

MILLERSVILLE

Millersville, PA 17551-0302.....II

Coach: Joe Trainer, Dickinson 1990
Record: 1 Year, 5-6-0

2005 RESULTS (5-6)

| | |
|----------------------------|----|
| 28 Indiana (Pa.)..... | 9 |
| 21 Glenville St. ■..... | 20 |
| 6 Delaware..... | 38 |
| 17 Shippensburg..... | 23 |
| 13 East Stroudsburg ■..... | 17 |
| 31 Cheyney..... | 7 |
| 7 West Chester ■..... | 27 |
| 15 Slippery Rock..... | 21 |
| 23 Kutztown..... | 20 |
| 31 Mansfield ■..... | 14 |
| 28 Bloomsburg..... | 42 |

Nickname: Marauders
Colors: Black & Gold
Stadium: Biemesderfer
Capacity: 6,500; Year Built: 1970
AD: Daniel N. Audette
SID: Luke Stillson (Interim)

MILLIKIN

Decatur, IL 62522-2084III

Coach: Doug Neibuhr, Millikin 1974
Record: 17 Years, 113-53-1

2005 RESULTS (5-5)

| | |
|------------------------------|----|
| 34 Wartburg ■..... | 7 |
| 31 Franklin..... | 24 |
| 21 Albion ■..... | 20 |
| 7 Carthage ■..... | 19 |
| 35 Wheaton (Ill.)..... | 41 |
| 31 North Park ■..... | 24 |
| 0 Augustana (Ill.) ■..... | 23 |
| 14 North Central (Ill.)..... | 52 |
| 35 Elmhurst ■..... | 45 |
| 29 Ill. Wesleyan..... | 27 |

Nickname: Big Blue
Colors: Royal Blue & White
Stadium: Frank M. Lindsay Field
Capacity: 4,000; Year Built: 1987
AD: Lori Kerans
SID: Julie Farr

MILLSAPS

Jackson, MS 39210III

Coach: David Saunders, Auburn 1982
Record: 3 Years, 7-21-0

2005 RESULTS (2-7)

| | |
|---------------------------|----|
| 24 Concordia-Selma ■..... | 23 |
| 13 Belhaven ■..... | 30 |
| 27 Huntingdon..... | 49 |
| 10 Centre..... | 38 |
| 21 Rose-Hulman ■..... | 35 |
| 14 DePauw..... | 51 |
| 16 Sewanee ■..... | 19 |
| 30 Rhodes ■..... | 29 |
| 0 Trinity (Tex.)..... | 41 |

Nickname: Majors
Colors: Purple & White
Stadium: Harper Davis Field
Capacity: 5,300; Year Built: 1920
AD: Ron Jurney
SID: Brian Emory

MINNESOTA

Minneapolis, MN 55455I-A

Coach: Glen Mason, Ohio St. 1972
Record: 20 Years, 117-114-1

2005 RESULTS (7-5)

| | |
|-------------------------|----|
| 41 Tulsa..... | 10 |
| 56 Colorado St. ■..... | 24 |
| 46 Fla. Atlantic ■..... | 7 |
| 42 Purdue ■..... | 35 |
| 14 Penn St..... | 44 |
| 23 Michigan..... | 20 |
| 34 Wisconsin ■..... | 38 |
| 31 Ohio St. ■..... | 45 |
| 42 Indiana..... | 21 |
| 41 Michigan St. ■..... | 18 |
| 28 Iowa..... | 52 |
| 31 Virginia *..... | 34 |

Nickname: Golden Gophers
Colors: Maroon & Gold
Stadium: Metrodome
Capacity: 63,669; Year Built: 1982
AD: Joel Maturi
SID: Shane Sandersfeld

MINN.-CROOKSTON

Crookston, MN 56716-5001II

Coach: Shannon Stassen, Valley City St. 1995
Record: 4 Years, 5-37-0

2005 RESULTS (1-10)

| | |
|-------------------------------|----|
| 0 South Dakota ■..... | 77 |
| 7 St. Cloud St. ■..... | 53 |
| 7 Upper Iowa ■..... | 27 |
| 0 Augustana (S.D.)..... | 47 |
| 14 Wayne St. (Neb.) ■..... | 45 |
| 0 Winona St..... | 73 |
| 13 Concordia-St. Paul..... | 73 |
| 14 Bemidji St. ■..... | 40 |
| 26 Southwest Minn. St. ■..... | 49 |
| 13 Northern St..... | 64 |
| 34 Minn. St. Moorhead *..... | 14 |

Nickname: Golden Eagle
Colors: Maroon & Gold
Stadium: Ed Widseth Field
Capacity: 3,000; Year Built: 1966
AD: Stephanie Helgeson
SID: Mitch Bakken

MINN. DULUTH

Duluth, MN 55812-2496II

Coach: Kyle Schweigert, Jamestown 1985
Record: 2 Years, 12-11-0

2005 RESULTS (8-4)

| | |
|------------------------------|----|
| 28 Chadron St..... | 17 |
| 31 Concordia-St. Paul ■..... | 10 |
| 14 UNI..... | 49 |
| 55 Minn. St. Moorhead ■..... | 7 |
| 18 Upper Iowa..... | 7 |
| 28 Minn. St. Mankato..... | 23 |
| 38 Neb.-Omaha ■..... | 35 |
| 10 North Dakota ■..... | 33 |
| 23 Augustana (S.D.)..... | 26 |
| 56 South Dakota ■..... | 43 |
| 45 St. Cloud St..... | 28 |
| 12 North Dakota..... | 23 |

Nickname: Bulldogs
Colors: Maroon & Gold
Stadium: Griggs Field
Capacity: 4,000; Year Built: 1966
AD: Robert Nielson
SID: Bob Nygaard

MINN.-MORRIS

(Reclassifying to Div. III)

Morris, MN 56267III

Coach: Ken Crandall, Fort Hays St. 1990
Record: 8 Years, 15-70-0

2005 RESULTS (4-6)

| | | |
|----|------------------------|----|
| 8 | Maryville (Mo.) ■ | 20 |
| 8 | Hamline ■ | 24 |
| 20 | Westminster (Mo.) ■ | 21 |
| 50 | Trinity Bible (N.D.) | 0 |
| 30 | Blackburn | 14 |
| 8 | Martin Luther | 16 |
| 12 | Northwestern (Minn.) ■ | 48 |
| 34 | Crown (Minn.) ■ | 28 |
| 48 | Maranatha Baptist * | 18 |
| 10 | Concordia-M'head * | 47 |

Nickname: Cougars
Colors: Maroon & Gold
Stadium: UMM Field
Capacity: 5,000
AD: Mark Fohl
SID: Brian Curtis

MINN. ST. MANKATO

Mankato, MN 56001II

Coach: Jeff Jamrog, Nebraska 1987
Record: 2 Years, 8-14-0

2005 RESULTS (2-9)

| | | |
|----|---------------------|----|
| 21 | Northwest Mo. St. ■ | 24 |
| 63 | Okla. Panhandle ■ | 7 |
| 23 | Bemidji St. | 28 |
| 21 | Concordia-St. Paul | 35 |
| 14 | St. Cloud St. ■ | 18 |
| 23 | Minn. Duluth ■ | 28 |
| 14 | South Dakota | 35 |
| 38 | Upper Iowa | 0 |
| 7 | North Dakota ■ | 26 |
| 24 | Augustana (S.D.) | 25 |
| 14 | Neb.-Omaha | 42 |

Nickname: Mavericks
Colors: Purple & Gold
Stadium: Blakeslee
Capacity: 7,000; Year Built: 1962
AD: Kevin Buisman
SID: Paul Allan

MINN. ST. MOORHEAD

Moorhead, MN 56563-2996II

Coach: Ralph Micheli, Macalester 1970
Record: 13 Years, 57-76-2

2005 RESULTS (1-9)

| | | |
|----|-----------------------|----|
| 12 | Concordia-M'head | 29 |
| 10 | South Dakota | 56 |
| 7 | Minn. Duluth | 55 |
| 12 | Northern St. ■ | 17 |
| 0 | Wayne St. (Neb.) | 33 |
| 37 | Southwest Minn. St. ■ | 16 |
| 20 | Concordia-St. Paul ■ | 48 |
| 7 | Winona St. | 54 |
| 13 | Bemidji St. | 27 |
| 14 | Minn.-Crookston * | 34 |

Nickname: Dragons
Colors: Scarlet & White
Stadium: Alex Nemzek
Capacity: 5,000; Year Built: 1960
AD: Alfonso Scandrett Jr.
SID: Larry Scott

MISSISSIPPI

University, MS 38677-1848I-A

Coach: Ed Orgeron, Northwestern St. 1984
Record: 1 Year, 3-8-0

2005 RESULTS (3-8)

| | | |
|----|------------|----|
| 10 | Memphis | 6 |
| 23 | Vanderbilt | 31 |

| | | |
|----|-----------------|----|
| 14 | Wyoming ■ | 24 |
| 10 | Tennessee | 27 |
| 27 | Citadel ■ | 7 |
| 10 | Alabama ■ | 13 |
| 13 | Kentucky ■ | 7 |
| 3 | Auburn | 27 |
| 17 | Arkansas ■ | 28 |
| 7 | LSU ■ | 40 |
| 14 | Mississippi St. | 35 |

Nickname: Rebels
Colors: Cardinal Red & Navy Blue
Stadium: Vaught-Hemingway
Capacity: 60,580; Year Built: 1915
AD: Pete Boone
SID: Langston Rogers

MISSISSIPPI COL.

Clinton, MS 39058III

Coach: Norman Joseph, Mississippi St. 1977
Record: 5 Years, 23-28-0

2005 RESULTS (2-8)

| | | |
|----|--------------------|----|
| 17 | Sul Ross St. | 36 |
| 0 | Hardin-Simmons ■ | 14 |
| 0 | Mary Hardin-Baylor | 61 |
| 14 | McMurry ■ | 24 |
| 35 | Austin | 19 |
| 22 | Texas Lutheran ■ | 27 |
| 28 | Louisiana Col. | 42 |
| 28 | East Tex. Baptist | 29 |
| 45 | Howard Payne ■ | 51 |
| 52 | Belhaven ■ | 16 |

Nickname: Choctaws
Colors: Blue & Gold
Stadium: Robinson-Hale
Capacity: 8,500; Year Built: 1985
AD: Mike Jones
SID: Chris Brooks

MISSISSIPPI ST.

Mississippi State, MS 39762-5509I-A

Coach: Sylvester Croom, Alabama 1975
Record: 2 Years, 6-16-0

2005 RESULTS (3-8)

| | | |
|----|---------------|----|
| 38 | Murray St. ■ | 6 |
| 0 | Auburn | 28 |
| 21 | Tulane | 14 |
| 10 | Georgia ■ | 23 |
| 7 | LSU ■ | 37 |
| 9 | Florida | 35 |
| 16 | Houston ■ | 28 |
| 7 | Kentucky | 13 |
| 0 | Alabama ■ | 17 |
| 10 | Arkansas * | 44 |
| 35 | Mississippi ■ | 14 |

Nickname: Bulldogs
Colors: Maroon & White
Stadium: Davis Wade Stadium at Scott Field
Capacity: 55,082; Year Built: 1914
AD: Larry Templeton
SID: Mike Nemeth

MISSISSIPPI VAL.

Ita Bena, MS 38941-1400I-AA

Coach: Willie Totten, Mississippi Val. 1986
Record: 4 Years, 16-28-0

2005 RESULTS (6-5)

| | | |
|----|-------------------|----|
| 30 | Ark.-Pine Bluff * | 17 |
| 31 | Southern U. ■ | 28 |
| 13 | Alabama A&M | 27 |
| 14 | Jackson St. ■ | 33 |
| 22 | Grambling | 37 |
| 62 | Paul Quinn | 0 |
| 35 | Texas Southern ■ | 28 |
| 58 | Prairie View | 13 |
| 36 | Alcorn St. | 38 |

| | | |
|----|--------------------|----|
| 38 | Alabama St. ■ | 33 |
| 21 | Southeastern La. ■ | 38 |

Nickname: Delta Devils
Colors: Forest Green & White
Stadium: Chuck Prophet Field at Rice-Totten Stadium
Capacity: 10,500; Year Built: 1958
AD: Lonza C. Hardy
SID: Roderick Mosley

MISSOURI

Columbia, MO 65211-1050I-A

Coach: Gary Pinkel, Kent St. 1975
Record: 15 Years, 102-67-3

2005 RESULTS (7-5)

| | | |
|----|------------------|----|
| 44 | Arkansas St. * | 17 |
| 35 | New Mexico ■ | 45 |
| 52 | Troy ■ | 21 |
| 20 | Texas ■ | 51 |
| 38 | Oklahoma St. | 31 |
| 27 | Iowa St. ■ | 24 |
| 41 | Nebraska ■ | 24 |
| 3 | Kansas | 13 |
| 12 | Colorado | 41 |
| 31 | Baylor ■ | 16 |
| 28 | Kansas St. | 36 |
| 38 | South Carolina * | 31 |

Nickname: Tigers
Colors: Old Gold & Black
Stadium: Memorial/Faurot Field
Capacity: 68,349; Year Built: 1926
AD: Michael F. Alden
SID: Chad Moller

MO.-ROLLA

Rolla, MO 65409-0740II

Coach: Kirby Cannon, Missouri St. 1981
Record: 7 Years, 14-63-0

2005 RESULTS (7-4)

| | | |
|----|----------------------|----|
| 26 | Upper Iowa | 18 |
| 43 | Central Methodist ■ | 18 |
| 22 | Wayne St. (Neb.) ■ | 21 |
| 34 | Peru St. ■ | 0 |
| 23 | St. Joseph's (Ind.) | 28 |
| 38 | Southwest Baptist ■ | 40 |
| 20 | Southwestern Okla. ■ | 9 |
| 28 | South Dakota St. | 64 |
| 45 | Austin Peay | 3 |
| 55 | Morehead St. ■ | 56 |
| 45 | Butler | 28 |

Nickname: Miners
Colors: Silver & Gold
Stadium: Allgood-Bailey
Capacity: 8,000; Year Built: 1967
AD: Mark Mullin
SID: John Kean

MO. SOUTHERN ST.

Joplin, MO 64801-1595II

Coach: Keeth Matheny, Florida 1993
Record: 1 Year, 1-4-0

2005 RESULTS (3-7)

| | | |
|----|---------------------|----|
| 38 | Ouachita Baptist | 21 |
| 27 | Harding | 45 |
| 42 | Southwest Baptist ■ | 7 |
| 20 | Pittsburg St. ■ | 49 |
| 13 | Northwest Mo. St. | 38 |
| 41 | Truman ■ | 17 |
| 6 | Mo. Western St. | 39 |
| 24 | Central Mo. St. | 27 |
| 35 | Washburn | 49 |
| 21 | Emporia St. ■ | 22 |

Nickname: Lions
Colors: Green & Gold
Stadium: Fred G. Hughes
Capacity: 7,000; Year Built: 1975
AD: Sallie Beard
SID: J.R. Bewle

MISSOURI ST.
Springfield, MO 65897.....I-AA

Coach: Randy Ball, Truman 1973
Record: 16 Years, 98-83-1

2005 RESULTS (4-6)

| | | |
|----|-------------------|---------|
| 17 | Arkansas |49 |
| 51 | Quincy |14 |
| 45 | Southeast Mo. St. |21 |
| 23 | Southern Ill. |30 |
| 24 | UNI |21 |
| 28 | Western Ky. |37 |
| 7 | Youngstown St. |31 |
| 31 | Indiana St. |27 |
| 23 | Illinois St. |48 |
| 24 | Western Ill. |34 |

Nickname: Bears
Colors: Maroon & White
Stadium: Plaster Field
Capacity: 16,300; Year Built: 1941
AD: Bill Rowe Jr.
SID: Mark Stillwell

MO. WESTERN ST.
St. Joseph, MO 64507II

Coach: Jerry Partridge, Mo. Western St. 1985
Record: 9 Years, 62-40-0

2005 RESULTS (9-3)

| | | |
|----|----------------------|---------|
| 26 | Central Okla. |7 |
| 36 | Chadron St. |24 |
| 30 | Pittsburg St. |48 |
| 21 | Northwest Mo. St. |31 |
| 24 | Truman |2 |
| 13 | Central Mo. St. |10 |
| 39 | Mo. Southern St. |6 |
| 21 | Emporia St. |14 |
| 43 | Southwest Baptist |17 |
| 28 | St. Cloud St. |31 |
| 28 | Washburn |21 |
| 35 | Concordia-St. Paul * |23 |

Nickname: Griffons
Colors: Black & Gold
Stadium: Spratt
Capacity: 6,000; Year Built: 1979
AD: Mark Linder
SID: Brett King

MONMOUTH
West Long Branch, NJ 07764.....I-AA

Coach: Kevin Callahan, Rochester 1977
Record: 13 Years, 75-54-0

2005 RESULTS (6-4)

| | | |
|----|-------------------|---------|
| 26 | Lehigh |54 |
| 65 | La Salle |27 |
| 16 | California (Pa.) |15 |
| 36 | Stony Brook |7 |
| 45 | Sacred Heart |14 |
| 20 | Wagner |26 |
| 14 | Robert Morris |0 |
| 13 | Central Conn. St. |15 |
| 15 | St. Francis (Pa.) |19 |
| 16 | Albany (N.Y.) |13 |

Nickname: Hawks
Colors: Midnight Blue & White
Stadium: Kessler Field
Capacity: 4,600; Year Built: 1993
AD: Marilyn A. McNeil
SID: Thomas Dick

MONMOUTH (ILL.)
Monmouth, IL 61462-1998.....III

Coach: Steve Bell, Bemidji St. 1991
Record: 6 Years, 43-18-0

2005 RESULTS (10-1)

| | | |
|----|------------------|---------|
| 40 | Concordia (Wis.) |26 |
| 48 | Ripon |34 |
| 28 | St. Norbert |20 |

| | | |
|----|--------------------|---------|
| 56 | Beloit |30 |
| 34 | Lake Forest |0 |
| 69 | Grinnell |14 |
| 41 | Lawrence |13 |
| 45 | Illinois Col. |0 |
| 35 | Carroll (Wis.) |27 |
| 48 | Knox |0 |
| 3 | St. John's (Minn.) |62 |

Nickname: Fighting Scots
Colors: Red & White
Stadium: Bobby Woll Field
Capacity: 3,000; Year Built: 1981
AD: Terry L. Glasgow
SID: Barry McNamara/Dan Nolan

MONTANA
Missoula, MT 59812-1291I-AA

Coach: Bobby Hauck, Montana 1988
Record: 3 Years, 29-23-0

2005 RESULTS (8-4)

| | | |
|----|------------------|---------|
| 55 | Fort Lewis |0 |
| 14 | Oregon |47 |
| 7 | South Dakota St. |0 |
| 24 | Weber St. |19 |
| 32 | Idaho St. |10 |
| 20 | Eastern Wash. |34 |
| 36 | Cal Poly |27 |
| 37 | Portland St. |16 |
| 23 | Northern Ariz. |0 |
| 31 | Sacramento St. |14 |
| 6 | Montana St. |16 |
| 21 | Cal Poly |35 |

Nickname: Grizzlies
Colors: Maroon & Silver
Stadium: Washington-Grizzly
Capacity: 23,009; Year Built: 1986
AD: Jim O'Day
SID: Dave Guffey

MONTANA ST.
Bozeman, MT 59717-3380I-AA

Coach: Mike Kramer, Idaho 1977
Record: 12 Years, 69-70-0

2005 RESULTS (7-4)

| | | |
|----|-------------------|---------|
| 10 | Oklahoma St. |15 |
| 42 | Stephen F. Austin |6 |
| 10 | Cal Poly |38 |
| 20 | North Dakota St. |17 |
| 30 | Idaho St. |28 |
| 27 | Weber St. |24 |
| 41 | Portland St. |44 |
| 29 | Northern Ariz. |22 |
| 37 | Sacramento St. |16 |
| 14 | Eastern Wash. |35 |
| 16 | Montana |6 |

Nickname: Bobcats
Colors: Blue & Gold
Stadium: Bobcat
Capacity: 13,000; Year Built: 1973
AD: Peter Fields
SID: Bill Lamberty

MONTCLAIR ST.
Montclair, NJ 07043III

Coach: Rick Giancola, Rowan 1968
Record: 23 Years, 157-77-2

2005 RESULTS (5-5)

| | | |
|----|-------------------|---------|
| 14 | Iona |21 |
| 14 | Frostburg St. |17 |
| 31 | Salisbury |27 |
| 14 | Cortland St. |39 |
| 3 | Kean |0 |
| 26 | Wm. Paterson |16 |
| 36 | Western Conn. St. |13 |
| 21 | TCNJ |14 |

| | | |
|----|---------|---------|
| 14 | Rowan |31 |
| 18 | Widener |27 |

Nickname: Red Hawks
Colors: Scarlet & White
Stadium: Sprague
Capacity: 6,000; Year Built: 1934
AD: Holly P. Gera
SID: Mike Scala

MORAVIAN
Bethlehem, PA 18018-6650III

Coach: Scot Dapp, West Chester 1973
Record: 19 Years, 117-78-1

2005 RESULTS (7-4)

| | | |
|----|-----------------|---------|
| 22 | Delaware Valley |31 |
| 22 | Susquehanna |10 |
| 29 | King's (Pa.) |18 |
| 49 | Juniata |14 |
| 24 | Widener |34 |
| 41 | FDU-Florham |17 |
| 17 | Wilkes |27 |
| 13 | Lycoming |17 |
| 38 | Lebanon Valley |35 |
| 24 | Muhlenberg |19 |
| 14 | Frostburg St. |7 |

Nickname: Greyhounds
Colors: Blue & Grey
Stadium: Rocco Calvo Field at Steel Field Complex
Capacity: 2,200; Year Built: 1932
AD: Paul R. Moyer
SID: Mark Fleming

MOREHEAD ST.
Morehead, KY 40351-1689I-AA

Coach: Matt Ballard, Gardner-Webb 1979
Record: 18 Years, 106-82-1

2005 RESULTS (8-4)

| | | |
|----|-------------------|---------|
| 26 | St. Francis (Pa.) |25 |
| 35 | Newberry |33 |
| 48 | Valparaiso |7 |
| 7 | Dayton |42 |
| 58 | Butler |10 |
| 31 | Jacksonville |12 |
| 44 | Austin Peay |12 |
| 31 | Davidson |13 |
| 14 | Tiffin |17 |
| 56 | Mo. Rolla |55 |
| 17 | Ga. Southern |63 |
| 40 | San Diego |47 |

Nickname: Eagles
Colors: Blue & Gold
Stadium: Jayne
Capacity: 10,000; Year Built: 1964
AD: Brian Hutchinson
SID: Randy Stacy

MOREHOUSE
Atlanta, GA 30314II

Coach: Terry Beauford, Florida A&M 1995
Record: 1 Year, 3-7-0

2005 RESULTS (3-7)

| | | |
|----|------------------|---------|
| 20 | Benedict |17 |
| 17 | Fort Valley St. |24 |
| 14 | Stillman |35 |
| 50 | Edward Waters * |28 |
| 22 | Kentucky St. |31 |
| 24 | Tuskegee * |34 |
| 52 | Lane |37 |
| 21 | Clark Atlanta |27 |
| 13 | Albany St. (Ga.) |37 |
| 24 | Miles * |34 |

Nickname: Maroon Tigers
Colors: Maroon & White
Stadium: B.T. Harvey
Capacity: 9,850; Year Built: 1983
AD: Andre' Pattillo
SID: Yusuf Davis

MORGAN ST.

Baltimore, MD 21251I-AA

Coach: Donald Hill-Eley, Virginia Union 1991
Record: 4 Years, 20-25-0

2005 RESULTS (2-9)

| | |
|----------------------------|----|
| 26 Towson | 29 |
| 21 Bowie St. ■ | 35 |
| 55 Savannah St. * | 26 |
| 14 Hampton * | 44 |
| 26 Bethune-Cookman | 44 |
| 33 N.C. A&T ■ | 40 |
| 7 Howard ■ | 0 |
| 14 Delaware St. | 41 |
| 16 Florida A&M ■ | 27 |
| 21 Norfolk St. ■ | 24 |
| 15 South Carolina St. | 65 |

Nickname: Bears
Colors: Blue & Orange
Stadium: Hughes
Capacity: 10,000; Year Built: 1934
AD: Floyd Kerr
SID: Leonard Haynes

MOUNT IDA

Newton, MA 02459-3323III

Coach: Edward Sweeney, C.W. Post 1971
Record: 21 Years, 106-99-4

2005 RESULTS (1-9)

| | |
|-----------------------------|----|
| 39 Norwich | 42 |
| 13 Maine Maritime ■ | 21 |
| 0 St. John Fisher ■ | 59 |
| 65 Becker ■ | 49 |
| 14 Husson | 62 |
| 12 Utica ■ | 42 |
| 12 Hartwick | 50 |
| 0 Wm. Paterson ■ | 38 |
| 20 Plymouth St. | 31 |
| 7 Western Conn. St. ■ | 40 |

Nickname: Mustangs
Colors: Green & White
Stadium: Athletic Stadium at Mount Ida
Capacity: 500
AD: Jacqueline Palmer
SID: Kara McGillicuddy

MT. ST. JOSEPH

Cincinnati, OH 45233-1670III

Coach: Rod Huber, Cincinnati 1989
Record: 6 Years, 32-30-0

2005 RESULTS (9-2)

| | |
|----------------------------|----|
| 21 Wilmington (Ohio) | 18 |
| 49 Rose-Hulman | 7 |
| 42 Kalamazoo ■ | 0 |
| 35 Hanover ■ | 41 |
| 41 Franklin ■ | 20 |
| 28 Manchester | 7 |
| 40 Defiance ■ | 19 |
| 56 Bluffton | 14 |
| 17 Anderson (Ind.) | 7 |
| 31 Thomas More ■ | 7 |
| 6 Mount Union | 49 |

Nickname: Lions
Colors: Blue & Gold
Stadium: East Athletic Complex
Capacity: 2,400; Year Built: 2004
AD: Steven F. Radcliffe
SID: Dane Neumeister

MOUNT UNION

Alliance, OH 44601III

Coach: Larry Kehres, Mount Union 1971
Record: 20 Years, 231-20-3

2005 RESULTS (14-1)

| | |
|---------------------------------|---|
| 33 Washington-St. Louis ■ | 7 |
| 70 John Carroll | 0 |

| | |
|-----------------------------|----|
| 55 Otterbein ■ | 7 |
| 42 Capital ■ | 24 |
| 41 Wilmington (Ohio) | 6 |
| 59 Marietta | 7 |
| 14 Ohio Northern ■ | 21 |
| 17 Baldwin-Wallace ■ | 3 |
| 45 Muskingum | 0 |
| 63 Heidelberg | 0 |
| 49 Mt. St. Joseph ■ | 6 |
| 44 Augustana (Ill.) ■ | 7 |
| 34 Capital ■ | 31 |
| 19 Rowan ■ | 7 |
| 35 Wis.-Whitewater * | 28 |

Nickname: Purple Raiders
Colors: Purple & White
Stadium: Mount Union
Capacity: 5,800; Year Built: 1915
AD: Larry Kehres
SID: Michael DeMatteis

MUHLENBERG

Allentown, PA 18104-5586III

Coach: Mike Donnelly, Ithaca 1975
Record: 9 Years, 56-39-0

2005 RESULTS (3-7)

| | |
|--------------------------|----|
| 30 TCNJ | 13 |
| 14 Union (N.Y.) ■ | 22 |
| 6 Grove City | 16 |
| 9 Frank. & Marsh. | 15 |
| 20 Dickinson ■ | 2 |
| 21 Ursinus | 14 |
| 10 Johns Hopkins ■ | 13 |
| 3 Gettysburg | 10 |
| 6 McDaniel ■ | 13 |
| 19 Moravian ■ | 24 |

Nickname: Mules
Colors: Cardinal & Grey
Stadium: Scotty Wood
Capacity: 3,000; Year Built: 1998
AD: Samuel T. Beidleman
SID: Mike Falk

MURRAY ST.

Murray, KY 42071-3318I-AA

Coach: Joe Pannunzio, Colorado St.-Pueblo 1982
Record: 6 Years, 30-37-0

2005 RESULTS (2-9)

| | |
|-----------------------------|----|
| 6 Mississippi St. | 38 |
| 27 Indiana St. ■ | 15 |
| 0 Illinois St. | 42 |
| 21 Tennessee Tech | 42 |
| 23 Jacksonville St. ■ | 28 |
| 23 Samford | 27 |
| 28 Eastern Ill. ■ | 35 |
| 21 Southeast Mo. St. | 52 |
| 7 Eastern Ky. ■ | 43 |
| 42 Austin Peay ■ | 6 |
| 20 Tenn.-Martin | 49 |

Nickname: Racers
Colors: Navy & Gold
Stadium: Stewart
Capacity: 16,800; Year Built: 1973
AD: Allen Ward
SID: Dave Winder

MUSKINGUM

New Concord, OH 43762III

Coach: Jeff Heacock, Muskingum 1976
Record: 25 Years, 107-136-4

2005 RESULTS (2-8)

| | |
|----------------------------|----|
| 10 Wooster ■ | 13 |
| 3 Wilmington (Ohio) | 14 |
| 10 Ohio Northern ■ | 34 |
| 16 Baldwin-Wallace ■ | 10 |
| 0 John Carroll | 34 |

| | |
|-----------------------|----|
| 13 Capital ■ | 30 |
| 17 Marietta | 18 |
| 49 Heidelberg | 9 |
| 0 Mount Union ■ | 45 |
| 9 Otterbein ■ | 13 |

Nickname: Fighting Muskies
Colors: Black & Magenta
Stadium: McConagha
Capacity: 5,000; Year Built: 1925
AD: Larry Shank
SID: Tom Caudill

NAVY

Annapolis, MD 21402-5000IA

Coach: Paul Johnson, Western Caro. 1979
Record: 9 Years, 90-31-0

2005 RESULTS (8-4)

| | |
|-------------------------|----|
| 20 Maryland * | 23 |
| 38 Stanford ■ | 41 |
| 41 Rice | 9 |
| 28 Duke | 21 |
| 27 Air Force ■ | 24 |
| 34 Kent St. ■ | 31 |
| 21 Rutgers | 31 |
| 49 Tulane ■ | 21 |
| 21 Notre Dame | 42 |
| 38 Temple ■ | 17 |
| 42 Army * | 23 |
| 51 Colorado St. * | 30 |

Nickname: Midshipmen
Colors: Navy Blue & Gold
Stadium: Navy-Marine Corps Memorial
Capacity: 34,000; Year Built: 1959
AD: Chester S. Gladchuk
SID: Scott Strasemeier

NEBRASKA

Lincoln, NE 68508I-AA

Coach: Bill Callahan, Benedictine (Ill.) 1978
Record: 2 Years, 13-10-0

2005 RESULTS (8-4)

| | |
|------------------------|----|
| 25 Maine ■ | 7 |
| 31 Wake Forest ■ | 3 |
| 7 Pittsburgh ■ | 6 |
| 27 Iowa St. ■ | 20 |
| 31 Texas Tech ■ | 34 |
| 23 Baylor | 14 |
| 24 Missouri | 41 |
| 24 Oklahoma ■ | 31 |
| 15 Kansas | 40 |
| 27 Kansas St. ■ | 25 |
| 30 Colorado | 3 |
| 32 Michigan * | 28 |

Nickname: Cornhuskers, Huskers
Colors: Scarlet & Cream
Stadium: Memorial
Capacity: 73,918; Year Built: 1923
AD: Steven C. Pederson
SID: Keith Mann

NEB.-KEARNEY

Kearney, NE 68849II

Coach: Darrell Morris, Northwest Mo. St. 1983
Record: 6 Years, 43-21-0

2005 RESULTS (9-3)

| | |
|---------------------------|----|
| 17 Neb.-Omaha ■ | 41 |
| 45 Wayne St. (Neb.) | 7 |
| 45 Northern St. ■ | 10 |
| 37 Western St. | 12 |
| 59 N.M. Highlands | 21 |
| 61 Adams St. ■ | 24 |
| 35 Colorado Mines | 24 |
| 20 Chadron St. ■ | 14 |
| 22 Fort Lewis ■ | 28 |

| | |
|-------------------------|----|
| 54 Fort Hays St. | 20 |
| 24 Mesa St. ■..... | 14 |
| 20 Pittsburg St. ■..... | 49 |

Nickname: Antelopes, Lopers
 Colors: Royal Blue & Light Old Gold
 Stadium: Foster Field
 Capacity: 5,100; Year Built: 1929
 AD: Jon McBride
 SID: Peter Yazvac

NEB.-OMAHA

Omaha, NE 68182ll

Coach: Pat Behrms, Dakota St. 1972
 Record: 18 Years, 122-76-0

2005 RESULTS (8-3)

| | |
|-----------------------------|----|
| 41 Neb.-Kearney | 17 |
| 28 Northwest Mo. St. ■..... | 23 |
| 28 Central Wash. ■..... | 21 |
| 14 South Dakota..... | 59 |
| 71 Okla. Panhandle ■..... | 0 |
| 35 Minn. Duluth..... | 38 |
| 50 Augustana (S.D.) ■..... | 24 |
| 38 St. Cloud St. ■..... | 21 |
| 20 North Dakota..... | 19 |
| 42 Minn. St. Mankato ■..... | 14 |
| 21 Saginaw Valley ■..... | 24 |

Nickname: Mavericks
 Colors: Black & Crimson
 Stadium: Al F. Caniglia Field
 Capacity: 9,500; Year Built: 1949
 AD: David Herbst
 SID: Gary Anderson

NEB. WESLEYAN

Lincoln, NE 68504-2796.....lll

Coach: Brian Keller, Neb. Wesleyan 1983
 Record: 10 Years, 53-48-0

2005 RESULTS (5-5)

| | |
|-------------------------------|----|
| 24 Briar Cliff..... | 10 |
| 27 Dana ■..... | 19 |
| 30 Midland Lutheran..... | 14 |
| 38 Northwestern (Iowa) ■..... | 41 |
| 0 Morningside..... | 43 |
| 19 Doane ■..... | 12 |
| 28 Dakota Wesleyan..... | 21 |
| 7 Sioux Falls ■..... | 41 |
| 14 Concordia (Neb.)..... | 28 |
| 20 Hastings ■..... | 27 |

Nickname: Prairie Wolves
 Colors: Gold, Brown & Black
 Stadium: Abel
 Capacity: 2,250; Year Built: 1986
 AD: Ira Zeff
 SID: Karl Skinner

NEVADA

Reno, NV 89557I-A

Coach: Chris Ault, Nevada 1968
 Record: 21 Years, 177-73-1

2005 RESULTS (9-3)

| | |
|--------------------------|----|
| 21 Washington St. ■..... | 55 |
| 22 UNLV ■..... | 14 |
| 21 Colorado St. | 42 |
| 30 San Jose St. | 23 |
| 62 Idaho ■..... | 14 |
| 37 Louisiana Tech ■..... | 27 |
| 14 Boise St. | 49 |
| 38 Hawaii ■..... | 28 |
| 48 New Mexico St. | 24 |
| 30 Utah St. | 24 |
| 38 Fresno St. ■..... | 35 |
| 49 UCF *..... | 48 |

Nickname: Wolf Pack
 Colors: Silver & Blue
 Stadium: Mackay
 Capacity: 31,900; Year Built: 1966
 AD: Cary Groth
 SID: Jamie Klund

UNLV

Las Vegas, NV 89154I-A

Coach: Mike Sanford, Southern California 1978
 Record: 1 Year, 2-9-0

2005 RESULTS (2-9)

| | |
|-------------------------|----|
| 22 New Mexico..... | 24 |
| 34 Idaho ■..... | 31 |
| 14 Nevada..... | 22 |
| 24 Utah St. | 31 |
| 17 Wyoming..... | 42 |
| 13 San Diego St. ■..... | 10 |
| 7 Air Force..... | 42 |
| 32 Utah ■..... | 42 |
| 14 Brigham Young ■..... | 55 |
| 3 TCU..... | 51 |
| 27 Colorado St. ■..... | 31 |

Nickname: Runnin' Rebels
 Colors: Scarlet & Gray
 Stadium: Sam Boyd
 Capacity: 36,800; Year Built: 1971
 AD: Mike Hamrick
 SID: Mark Wallington

NEW HAMPSHIRE

Durham, NH 03824.....I-AA

Coach: Sean McDonnell, New Hampshire 1978
 Record: 7 Years, 44-38-0

2005 RESULTS (11-2)

| | |
|------------------------|----|
| 17 UC Davis..... | 13 |
| 62 Towson..... | 21 |
| 49 Dartmouth ■..... | 20 |
| 45 Villanova ■..... | 17 |
| 10 William & Mary..... | 42 |
| 53 Rhode Island ■..... | 9 |
| 52 Northeastern ■..... | 21 |
| 34 Massachusetts..... | 28 |
| 29 Hofstra..... | 26 |
| 56 Iona ■..... | 0 |
| 59 Maine ■..... | 47 |
| 55 Colgate ■..... | 21 |
| 21 UNI ■..... | 24 |

Nickname: Wildcats
 Colors: Blue & White
 Stadium: Cowell
 Capacity: 6,500; Year Built: 1936
 AD: Marty Scarano
 SID: Scott Stapin

TCNJ

Ewing, NJ 08628-0718lll

Coach: Eric Hamilton, TCNJ 1975
 Record: 29 Years, 175-109-6

2005 RESULTS (3-7)

| | |
|---------------------------|----|
| 13 Muhlenberg ■..... | 30 |
| 14 Cortland St. ■..... | 30 |
| 42 FDU-Florham ■..... | 20 |
| 20 Rowan..... | 30 |
| 13 Wm. Paterson..... | 7 |
| 17 Western Conn. St. | 30 |
| 21 La Salle ■..... | 16 |
| 14 Montclair St. ■..... | 21 |
| 0 Brockport St. ■..... | 27 |
| 14 Kean..... | 21 |

Nickname: Lions
 Colors: Blue & Gold
 Stadium: Lions' Stadium
 Capacity: 6,000; Year Built: 1984
 AD: Kevin A. McHugh
 SID: Ann King

NEW MEXICO

Albuquerque, NM 87131I-A

Coach: Rocky Long, New Mexico 1974
 Record: 8 Years, 46-50-0

2005 RESULTS (6-5)

| | |
|--------------------------|----|
| 24 UNLV ■..... | 22 |
| 45 Missouri..... | 35 |
| 38 New Mexico St. ■..... | 21 |
| 13 UTEP..... | 21 |
| 28 TCU..... | 49 |
| 24 Brigham Young ■..... | 27 |
| 27 Wyoming..... | 24 |
| 47 San Diego St. | 24 |
| 25 Colorado St. ■..... | 35 |
| 31 Utah..... | 27 |
| 24 Air Force ■..... | 42 |

Nickname: Lobos
 Colors: Cherry & Silver
 Stadium: University
 Capacity: 38,634; Year Built: 1960
 AD: Rudy Davalos
 SID: Greg Remington

N.M. HIGHLANDS

Las Vegas, NM 87701ll

Coach: John Fassel, Weber St. 1998
 Record: 2 Years, 4-18-0

2005 RESULTS (1-10)

| | |
|----------------------------|----|
| 21 West Tex. A&M ■..... | 90 |
| 21 Western N.M. | 24 |
| 14 Fort Hays St. ■..... | 21 |
| 51 Mesa St. | 64 |
| 21 Neb.-Kearney ■..... | 59 |
| 26 Northwestern Okla. | 24 |
| 18 Adams St. | 50 |
| 20 Western St. ■..... | 24 |
| 37 Colorado Mines ■..... | 45 |
| 14 Chadron St. | 44 |
| 31 Fort Lewis..... | 38 |

Nickname: Cowboys
 Colors: Purple & White
 Stadium: Perkins
 Capacity: 3,500; Year Built: 1930
 AD: Ben Santistevan
 SID: Tim Gotto

NEW MEXICO ST.

Las Cruces, NM 88003I-A

Coach: Hal Mumme, Tarleton St. 1975
 Record: 15 Years, 97-76-1

2005 RESULTS (0-12)

| | |
|------------------------|----|
| 17 UTEP ■..... | 34 |
| 0 Colorado..... | 39 |
| 21 New Mexico..... | 38 |
| 13 California ■..... | 41 |
| 14 Louisiana Tech..... | 34 |
| 7 Fresno St. ■..... | 37 |
| 28 Hawaii..... | 49 |
| 37 Idaho ■..... | 38 |
| 6 Boise St. | 56 |
| 24 Nevada ■..... | 48 |
| 10 San Jose St. | 27 |
| 21 Utah St. ■..... | 24 |

Nickname: Aggies
 Colors: Crimson & White
 Stadium: Aggie Memorial
 Capacity: 30,343; Year Built: 1978
 AD: McKinley Boston Jr.
 SID: Tyler Dunkel

NEWBERRY

Newberry, SC 29108ll

Coach: Zak Willis, Furman 1990
 Record: 3 Years, 12-17-0

2005 RESULTS (5-4)

| | |
|--------------------------|----|
| 55 Virginia Union ■..... | 7 |
| 33 Morehead St. | 35 |

| | | |
|----|-----------------|----|
| 24 | Lenoir-Rhyne ■ | 27 |
| 28 | Carson-Newman ■ | 41 |
| 20 | Tusculum | 15 |
| 43 | Catawba | 37 |
| 34 | Wingate ■ | 31 |
| 28 | Mars Hill | 10 |
| 7 | Presbyterian ■ | 38 |

Nickname: Indians
 Colors: Scarlet & Gray
 Stadium: Setzler Field
 Capacity: 4,000; Year Built: 1930
 AD: Andy Carter
 SID: Scott McCain

NICHOLLS ST.

Thibodaux, LA 70310 I-AA

Coach: Jay Thomas, Southern Miss. 1988
 Record: 2 Years, 11-9-0

2005 RESULTS (6-4)

| | | |
|----|-------------------|----|
| 31 | Indiana | 35 |
| 54 | Cheyney ■ | 0 |
| 13 | North Dakota St. | 26 |
| 21 | Stephen F. Austin | 27 |
| 37 | Sam Houston St. ■ | 17 |
| 32 | Texas St. ■ | 29 |
| 31 | Northwestern St. | 24 |
| 38 | Southeastern La. | 28 |
| 39 | McNeese St. ■ | 26 |
| 12 | Furman | 14 |

Nickname: Colonels
 Colors: Red & Gray
 Stadium: John L. Guidry
 Capacity: 12,800; Year Built: 1972
 AD: Robert J. Bernardi
 SID: Bobby Galinsky

NICHOLS

Dudley, MA 01571-5000 III

Coach: Bill Carven, Nichols 1994
 Record: 7 Years, 34-33-0

2005 RESULTS (0-9)

| | | |
|----|-------------------|----|
| 18 | Bridgewater St. | 42 |
| 14 | Westfield St. ■ | 16 |
| 13 | Salve Regina | 23 |
| 13 | Maine Maritime | 38 |
| 7 | Mass.-Dartmouth ■ | 28 |
| 7 | Curry ■ | 41 |
| 21 | MIT | 34 |
| 0 | Endicott ■ | 29 |
| 7 | Western New Eng. | 30 |

Nickname: Bison
 Colors: Green & White
 Stadium: Bison Bowl
 Capacity: 3,000; Year Built: 1961
 AD: Charlyn Robert
 SID: Mike Serijan

NORFOLK ST.

Norfolk, VA 23504 I-AA

Coach: Pete Adrian, West Virginia 1970
 Record: 8 Years, 40-44-1

2005 RESULTS (4-7)

| | | |
|----|----------------------|----|
| 6 | Virginia St. ■ | 34 |
| 14 | N.C. A&T | 16 |
| 61 | Bethune-Cookman ■ | 63 |
| 58 | Savannah St. | 29 |
| 21 | South Carolina St. ■ | 35 |
| 14 | Hampton ■ | 55 |
| 17 | Florida A&M | 31 |
| 26 | Howard ■ | 7 |
| 24 | Morgan St. | 21 |
| 17 | Delaware St. | 38 |
| 34 | Liberty ■ | 17 |

Nickname: Spartans
 Colors: Green & Gold
 Stadium: Price
 Capacity: 30,000; Year Built: 1997
 AD: Marty L. Miller
 SID: Matt Michalec

NORTH ALA.

Florence, AL 35632-0001 II

Coach: Mark Hudspeth, Delta St. 1992
 Record: 4 Years, 33-16-0

2005 RESULTS (11-3)

| | | |
|----|---------------------|----|
| 33 | Tusculum ■ | 7 |
| 42 | Ark.-Monticello | 0 |
| 56 | Delta St. ■ | 21 |
| 35 | Harding ■ | 6 |
| 26 | Central Ark. | 29 |
| 31 | Southern Ark. | 21 |
| 38 | Henderson St. ■ | 10 |
| 23 | Valdosta St. | 26 |
| 20 | West Ga. | 19 |
| 76 | West Ala. ■ | 14 |
| 40 | Valdosta St. | 13 |
| 24 | N.C. Central | 21 |
| 41 | Central Ark. | 38 |
| 24 | Northwest Mo. St. ■ | 25 |

Nickname: Lions
 Colors: Purple & Gold
 Stadium: Braly
 Capacity: 14,215; Year Built: 1940
 AD: Joel W. Erdmann
 SID: Jeff Hodges

NORTH CAROLINA

Chapel Hill, NC 27515 I-A

Coach: John Bunting, North Carolina 1972
 Record: 10 Years, 62-50-2

2005 RESULTS (5-6)

| | | |
|----|--------------------|----|
| 21 | Georgia Tech | 27 |
| 5 | Wisconsin ■ | 14 |
| 31 | North Carolina St. | 24 |
| 31 | Utah ■ | 17 |
| 14 | Louisville | 69 |
| 7 | Virginia ■ | 5 |
| 16 | Miami (Fla.) | 34 |
| 16 | Boston College ■ | 14 |
| 30 | Maryland ■ | 33 |
| 24 | Duke ■ | 21 |
| 3 | Virginia Tech | 30 |

Nickname: Tar Heels
 Colors: Carolina Blue & White
 Stadium: Kenan Memorial
 Capacity: 60,000; Year Built: 1927
 AD: Richard Baddour
 SID: Steve Kirschner

N.C. A&T

Greensboro, NC 27411 I-AA

Coach: George Small, N.C. A&T 1979
 Record: 9 Years, 49-53-0

2005 RESULTS (3-8)

| | | |
|----|----------------------|----|
| 22 | N.C. Central * | 23 |
| 16 | Norfolk St. ■ | 14 |
| 14 | Hampton ■ | 31 |
| 9 | Elon | 12 |
| 16 | Tennessee St. * | 3 |
| 40 | Morgan St. | 33 |
| 13 | Delaware St. ■ | 23 |
| 0 | Howard | 16 |
| 17 | Bethune-Cookman ■ | 54 |
| 14 | Florida A&M | 24 |
| 27 | South Carolina St. * | 43 |

Nickname: Aggies
 Colors: Blue & Gold

Stadium: Aggie
 Capacity: 21,500; Year Built: 1981
 AD: Dee Todd
 SID: Brian Holloway

N.C. CENTRAL

Durham, NC 27707 II

Coach: Rod Broadway, North Carolina 1977
 Record: 3 Years, 22-10-0

2005 RESULTS (10-2)

| | | |
|----|--------------------|----|
| 70 | Edward Waters ■ | 12 |
| 23 | N.C. A&T * | 22 |
| 28 | Lenoir-Rhyne | 21 |
| 37 | Shaw | 31 |
| 38 | Bowie St. ■ | 19 |
| 8 | St. Augustine's ■ | 22 |
| 17 | Fayetteville St. ■ | 12 |
| 20 | Winston-Salem | 17 |
| 48 | Livingstone ■ | 14 |
| 34 | Johnson C. Smith | 14 |
| 26 | Bowie St. * | 23 |
| 21 | North Ala. ■ | 24 |

Nickname: Eagles
 Colors: Maroon & Gray
 Stadium: O'Kelly-Riddick
 Capacity: 10,000; Year Built: 1975
 AD: William Hayes
 SID: Kyle Serba

NORTH CAROLINA ST.

Raleigh, NC 27695-7001 I-A

Coach: Chuck Amato, North Carolina St. 1969
 Record: 6 Years, 46-28-0

2005 RESULTS (7-5)

| | | |
|----|------------------|----|
| 16 | Virginia Tech ■ | 20 |
| 54 | Eastern Ky. ■ | 10 |
| 24 | North Carolina ■ | 31 |
| 17 | Georgia Tech | 14 |
| 10 | Clemson ■ | 31 |
| 19 | Wake Forest | 27 |
| 21 | Southern Miss. ■ | 17 |
| 20 | Florida St. | 15 |
| 10 | Boston College | 30 |
| 24 | Middle Tenn. ■ | 3 |
| 20 | Maryland ■ | 14 |
| 14 | South Fla. * | 0 |

Nickname: Wolfpack
 Colors: Red & White
 Stadium: Carter-Finley
 Capacity: 51,500; Year Built: 1966
 AD: Lee G. Fowler
 SID: Annabelle Vaughan

N.C. WESLEYAN

Rocky Mount, NC 27804 III

Coach: Jack Ginn, Emory & Henry 1986
 Record: 2 Years, 8-10-0

2005 RESULTS (4-6)

| | | |
|----|---------------------|----|
| 21 | Apprentice | 37 |
| 36 | Southern Va. ■ | 15 |
| 28 | Huntingdon ■ | 41 |
| 20 | Methodist | 31 |
| 41 | Maryville (Tenn.) ■ | 25 |
| 32 | Averett | 39 |
| 31 | Shenandoah ■ | 17 |
| 3 | Chris. Newport | 21 |
| 28 | Ferrum ■ | 63 |
| 28 | Greensboro | 21 |

Nickname: Battling Bishops
 Colors: Navy Blue & Gold
 AD: John M. Thompson
 SID: Rikki C. Rich

NORTH CENTRAL (ILL.)

Naperville, IL 60566-7063III

Coach: John Thorne, Ill. Wesleyan 1969
Record: 4 Years, 29-12-0

2005 RESULTS (9-2)

| | | |
|----|----------------------|----|
| 44 | Benedictine (Ill.) ■ | 27 |
| 64 | Augsburg | 25 |
| 25 | Washington-St. Louis | 0 |
| 35 | Wheaton (Ill.) ■ | 26 |
| 36 | Ill. Wesleyan | 14 |
| 43 | Carthage ■ | 24 |
| 28 | Elmhurst | 21 |
| 52 | Millikin ■ | 14 |
| 17 | Augustana (Ill.) | 20 |
| 49 | North Park ■ | 7 |
| 19 | Capital ■ | 21 |

Nickname: Cardinals
Colors: Cardinal & White
Stadium: Benedetti-Wehrli
Capacity: 5,500; Year Built: 1999
AD: James L. Miller
SID: Josh Hendricks

NORTH DAKOTA

Grand Forks, ND 58202II

Coach: Dale Lennon, North Dakota 1985
Record: 9 Years, 81-29-0

2005 RESULTS (10-3)

| | | |
|----|--------------------|----|
| 44 | Central Wash. | 20 |
| 41 | West Chester ■ | 7 |
| 51 | Winona St. | 6 |
| 47 | Western Wash. ■ | 7 |
| 52 | Augustana (S.D.) ■ | 3 |
| 37 | St. Cloud St. ■ | 14 |
| 44 | Ferris St. ■ | 7 |
| 33 | Minn. Duluth | 10 |
| 26 | Minn. St. Mankato | 7 |
| 19 | Neb.-Omaha ■ | 20 |
| 30 | South Dakota | 42 |
| 23 | Minn. Duluth ■ | 12 |
| 3 | Grand Valley St. | 17 |

Nickname: Fighting Sioux
Colors: Kelly Green & White
Stadium: Alerus Center
Capacity: 13,500; Year Built: 2001
AD: Thomas Buning
SID: Jayson Hajdu

NORTH DAKOTA ST.

(Reclassifying to Div. I-AA)

Fargo, ND 58105-5600II

Coach: Craig Bohl, Nebraska 1982
Record: 3 Years, 23-10-0

2005 RESULTS (7-4)

| | | |
|----|--------------------|----|
| 59 | Ark.-Monticello ■ | 7 |
| 35 | Northwestern St. | 7 |
| 41 | Weber St. ■ | 0 |
| 17 | Montana St. | 20 |
| 26 | Nicholls St. ■ | 13 |
| 6 | Cal Poly | 37 |
| 14 | UC Davis ■ | 20 |
| 37 | Southern Utah | 21 |
| 44 | Northern Colo. ■ | 0 |
| 41 | South Dakota St. ■ | 17 |
| 0 | Southern Ill. | 9 |

Nickname: Bison
Colors: Yellow & Green
Stadium: Fargodome
Capacity: 18,700; Year Built: 1992
AD: Gene Taylor
SID: Jeff Schwartz

NORTH GREENVILLE

Tigerville, SC 29688II

Coach: Mike Taylor, Newberry 1976
Record: 13 Years, 52-88-0

2005 RESULTS (2-8)

| | | |
|----|--------------------|----|
| 26 | Virginia-Wise ■ | 27 |
| 13 | Cumberland (Tenn.) | 21 |
| 7 | Wingate ■ | 44 |
| 20 | Pikeville | 30 |
| 28 | Charleston So. ■ | 35 |
| 18 | Webber Int'l ■ | 20 |
| 56 | Chowan | 20 |
| 13 | Jacksonville | 52 |
| 34 | Concord | 37 |
| 64 | Allen ■ | 27 |

Nickname: Crusaders
Colors: Red, Black & White
Stadium: Younts
Capacity: 7,000; Year Built: 2004
AD: Jan McDonald
SID: Butch Dean

NORTH PARK

Chicago, IL 60625-4895III

Coach: Robin Cooper, Ill. Wesleyan 1975
Record: 14 Years, 51-83-0

2005 RESULTS (3-7)

| | | |
|----|----------------------|----|
| 23 | Ky. Wesleyan ■ | 13 |
| 19 | Chicago ■ | 14 |
| 34 | Eureka | 6 |
| 6 | Augustana (Ill.) | 50 |
| 12 | Elmhurst ■ | 28 |
| 24 | Millikin | 31 |
| 3 | Carthage | 23 |
| 7 | Ill. Wesleyan ■ | 21 |
| 0 | Wheaton (Ill.) ■ | 52 |
| 7 | North Central (Ill.) | 49 |

Nickname: Vikings
Colors: Blue & Gold
Stadium: Hedstrand Field
Capacity: 2,500; Year Built: 1955
AD: Jack Surridge
SID: Chris Nelson

NORTH TEXAS

Denton, TX 76207I-A

Coach: Darrell Dickey, Kansas St. 1984
Record: 8 Years, 39-55-0

2005 RESULTS (2-9)

| | | |
|----|-----------------|----|
| 14 | Middle Tenn. | 7 |
| 2 | Tulsa ■ | 54 |
| 7 | Kansas St. | 54 |
| 10 | Troy ■ | 13 |
| 13 | Florida Int'l | 10 |
| 14 | Louisiana Tech | 40 |
| 3 | LSU | 56 |
| 28 | La.-Lafayette ■ | 31 |
| 23 | Fla. Atlantic | 26 |
| 19 | La.-Monroe ■ | 24 |
| 24 | Arkansas St. ■ | 31 |

Nickname: Mean Green
Colors: Green & White
Stadium: Fouts Field
Capacity: 30,500; Year Built: 1952
AD: Rick Villarreal
SID: Eric Capper

NORTHEASTERN

Boston, MA 02115I-AA

Coach: Rocky Hager, Minot St. 1974
Record: 12 Years, 98-40-1

2005 RESULTS (2-9)

| | | |
|----|----------------|----|
| 38 | Ga. Southern ■ | 41 |
| 16 | Youngstown St. | 35 |

| | | |
|----|------------------|----|
| 20 | Villanova | 38 |
| 56 | Towson ■ | 41 |
| 0 | Massachusetts | 27 |
| 41 | William & Mary ■ | 44 |
| 21 | New Hampshire | 52 |
| 12 | Northwestern St. | 14 |
| 10 | Maine ■ | 14 |
| 17 | Hofstra ■ | 20 |
| 17 | Rhode Island | 14 |

Nickname: Huskies
Colors: Red & Black
Stadium: Parsons Field
Capacity: 7,000; Year Built: 1933
AD: David O'Brien
SID: Mickey Brown

NORTHEASTERN ST.

Tahlequah, OK 74464-2399II

Coach: John Horner, Arkansas 1985
Record: 3 Years, 5-25-0

2005 RESULTS (2-8)

| | | |
|----|----------------------|----|
| 32 | Arkansas Tech ■ | 35 |
| 14 | Tex. A&M-Kingsville | 40 |
| 14 | Abilene Christian ■ | 20 |
| 25 | Tarleton St. | 34 |
| 16 | East Central ■ | 14 |
| 32 | Southeastern Okla. ■ | 49 |
| 20 | Angelo St. | 49 |
| 10 | Tex. A&M-Commerce | 31 |
| 17 | Southwestern Okla. ■ | 13 |
| 10 | Central Okla. | 37 |

Nickname: Redmen
Colors: Green & White
Stadium: Doc Wadley
Capacity: 12,000; Year Built: 1964
AD: Eddie Griffin
SID: Scott Pettus

NORTHERN ARIZ.

Flagstaff, AZ 86011-5400I-AA

Coach: Jerome Souers, Oregon 1983
Record: 8 Years, 47-45-0

2005 RESULTS (3-8)

| | | |
|----|-----------------|----|
| 52 | Adams St. ■ | 13 |
| 12 | Arizona | 31 |
| 27 | Southern Utah ■ | 7 |
| 23 | Weber St. | 31 |
| 24 | Sacramento St. | 38 |
| 14 | Eastern Wash. ■ | 42 |
| 0 | Portland St. | 45 |
| 22 | Montana St. | 29 |
| 0 | Montana ■ | 23 |
| 42 | Idaho St. ■ | 28 |
| 17 | UNI | 41 |

Nickname: Lumberjacks
Colors: Blue, Gold & Sage
Stadium: Walkup Skydome
Capacity: 15,300; Year Built: 1977
AD: James E. Fallis
SID: Steven Shaff

NORTHERN COLO.

(Reclassifying to Div. I-AA)

Greeley, CO 80639II

Coach: Kay Dalton, Colorado St. 1954
Record: 11 Years, 71-43-0

2005 RESULTS (4-7)

| | | |
|----|--------------------|----|
| 52 | Colorado Mines ■ | 31 |
| 23 | Western Ill. | 28 |
| 35 | Southeastern La. ■ | 19 |
| 17 | Portland St. | 41 |
| 14 | Cal Poly ■ | 31 |
| 17 | Southern Utah | 20 |
| 45 | Fort Lewis ■ | 14 |
| 0 | North Dakota St. | 44 |

| | |
|----------------------|----|
| 24 Sam Houston St. ■ | 3 |
| 14 South Dakota St. | 30 |
| 14 UC Davis | 24 |

Nickname: Bears
 Colors: Blue & Gold
 Stadium: Nottingham Field
 Capacity: 8,500; Year Built: 1995
 AD: Jay Hinrichs
 SID: Colin McDonough

NORTHERN ILL.

DeKalb, IL 60115-2854.....I-AA

Coach: Joe Novak, Miami (Ohio) 1967
 Record: 10 Years, 54-60-0

2005 RESULTS (7-5)

| | |
|---------------------|----|
| 17 Michigan | 33 |
| 37 Northwestern | 38 |
| 42 Tennessee Tech ■ | 3 |
| 42 Akron | 48 |
| 38 Miami (Ohio) ■ | 27 |
| 24 Eastern Mich. ■ | 8 |
| 34 Kent St. | 3 |
| 17 Ball St. ■ | 31 |
| 31 Central Mich. | 28 |
| 35 Toledo | 17 |
| 42 Western Mich. ■ | 7 |
| 30 Akron * | 31 |

Nickname: Huskies
 Colors: Cardinal & Black
 Stadium: Brigham Field at Huskie Stadium
 Capacity: 31,000; Year Built: 1965
 AD: James Phillips
 SID: Mike Korcek

UNI

Cedar Falls, IA 50614.....I-AA

Coach: Mark Farley, UNI 1986
 Record: 5 Years, 44-20-0

2005 RESULTS (11-4)

| | |
|----------------------|----|
| 52 Drake ■ | 17 |
| 49 Minn. Duluth ■ | 14 |
| 21 Iowa | 45 |
| 41 Western Ill. | 24 |
| 21 Missouri St. | 24 |
| 3 Indiana St. ■ | 10 |
| 3 Illinois St. | 38 |
| 21 Youngstown St. ■ | 7 |
| 23 Western Ky. | 20 |
| 25 Southern Ill. ■ | 24 |
| 41 Northern Ariz. ■ | 17 |
| 41 Eastern Wash. ■ | 38 |
| 24 New Hampshire | 21 |
| 40 Texas St. | 37 |
| 16 Appalachian St. * | 21 |

Nickname: Panthers
 Colors: Purple & Old Gold
 Stadium: U.N.I.-Dome
 Capacity: 16,324; Year Built: 1976
 AD: Rick Hartzell
 SID: Nancy Justis

NORTHERN MICH.

Marquette, MI 49855-5391.....II

Coach: Doug Sams, Oregon St. 1978
 Record: 15 Years, 71-81-0

2005 RESULTS (2-8)

| | |
|------------------------|----|
| 21 Michigan Tech ■ | 42 |
| 40 Mercyhurst ■ | 35 |
| 37 Findlay | 40 |
| 15 Wayne St. (Mich.) ■ | 13 |
| 23 Gannon | 26 |
| 10 Ashland | 27 |
| 42 Ferris St. | 62 |
| 20 Saginaw Valley ■ | 31 |
| 3 Grand Valley St. | 48 |
| 20 Northwood ■ | 70 |

Nickname: Wildcats
 Colors: Old Gold & Olive Green
 Stadium: Superior Dome
 Capacity: 8,000; Year Built: 1991
 AD: Kenneth Godfrey
 SID: David Faiella

NORTHERN ST.

Aberdeen, SD 57401.....II

Coach: Chris Boden, Saginaw Valley 1990
 Record: 1 Year, 6-5-0

2005 RESULTS (6-5)

| | |
|--------------------------|----|
| 60 Mayville St. ■ | 13 |
| 16 Augustana (S.D.) ■ | 17 |
| 10 Neb.-Kearney | 45 |
| 7 St. Cloud St. | 38 |
| 17 Minn. St. Moorhead | 12 |
| 20 Concordia-St. Paul ■ | 19 |
| 29 Wayne St. (Neb.) | 16 |
| 22 Winona St. ■ | 31 |
| 33 Bemidji St. | 45 |
| 64 Minn.-Crookston ■ | 13 |
| 10 Southwest Minn. St. * | 6 |

Nickname: Wolves
 Colors: Maroon & Gold
 Stadium: Swisher
 Capacity: 6,000; Year Built: 2005
 AD: Robert A. Olson
 SID: Nick Kornder

NORTHWEST MO. ST.

Maryville, MO 64468-6001.....II

Coach: Mel Tjeerdsma, Southern St. (S.D.) 1967
 Record: 22 Years, 177-74-4

2005 RESULTS (11-4)

| | |
|------------------------|----|
| 24 Minn. St. Mankato | 21 |
| 23 Neb.-Omaha | 28 |
| 17 Truman ■ | 0 |
| 31 Mo. Western St. | 21 |
| 38 Mo. Southern St. ■ | 13 |
| 14 Emporia St. | 0 |
| 28 Washburn ■ | 31 |
| 31 Central Mo. St. ■ | 21 |
| 35 Pittsburg St. * | 56 |
| 49 Southwest Baptist ■ | 14 |
| 45 Angelo St. | 14 |
| 42 Washburn | 32 |
| 21 Pittsburg St. | 10 |
| 25 North Ala. | 24 |
| 17 Grand Valley St. * | 21 |

Nickname: Bearcats
 Colors: Green & White
 Stadium: Rickenbrode
 Capacity: 7,500; Year Built: 1917
 AD: Bob Boerigter
 SID: Andy Seeley

NORTHWESTERN

Evanston, IL 60208.....I-AA

Coach: Randy Walker, Miami (Ohio) 1976
 Record: 16 Years, 96-81-5

2005 RESULTS (7-5)

| | |
|--------------------|----|
| 38 Ohio ■ | 14 |
| 38 Northern Ill. ■ | 37 |
| 21 Arizona St. | 52 |
| 29 Penn St. ■ | 34 |
| 51 Wisconsin ■ | 48 |
| 34 Purdue | 29 |
| 49 Michigan St. | 14 |
| 17 Michigan ■ | 33 |
| 28 Iowa ■ | 27 |
| 7 Ohio St. | 48 |
| 38 Illinois | 21 |
| 38 UCLA * | 50 |

Nickname: Wildcats
 Colors: Purple & White
 Stadium: Ryan Field
 Capacity: 47,130; Year Built: 1997
 AD: Mark Murphy
 SID: Mike Wolf

NORTHWESTERN ST.

Natchitoches, LA 71497-0003.....I-AA

Coach: Scott Stoker, Northwestern St. 1991
 Record: 4 Years, 28-19-0

2005 RESULTS (5-5)

| | |
|------------------------|----|
| 27 La.-Monroe | 23 |
| 7 North Dakota St. ■ | 35 |
| 28 La.-Lafayette | 49 |
| 10 Sam Houston St. | 6 |
| 31 Southeastern La. ■ | 10 |
| 16 Texas St. | 31 |
| 14 Northeastern ■ | 12 |
| 24 Nicholls St. ■ | 31 |
| 17 McNeese St. | 22 |
| 41 Stephen F. Austin ■ | 21 |

Nickname: Demons
 Colors: Purple, White & Orange
 Stadium: Turpin
 Capacity: 15,971; Year Built: 1976
 AD: Gregory S. Burke
 SID: Doug Ireland

NORTHWOOD

Midland, MI 48640-2398.....II

Coach: Pat Riepma, Hillsdale 1983
 Record: 13 Years, 76-61-2

2005 RESULTS (9-3)

| | |
|--------------------------|----|
| 7 Saginaw Valley ■ | 9 |
| 28 Wayne St. (Mich.) | 14 |
| 56 St. Joseph's (Ind.) ■ | 21 |
| 35 Mercyhurst | 7 |
| 34 Findlay ■ | 17 |
| 49 Hillsdale ■ | 20 |
| 24 Gannon | 7 |
| 24 Michigan Tech ■ | 21 |
| 14 Grand Valley St. ■ | 30 |
| 42 Ferris St. | 23 |
| 70 Northern Mich. | 20 |
| 16 Saginaw Valley | 31 |

Nickname: Timberwolves
 Colors: Columbia Blue & White
 Stadium: Hantz
 Capacity: 3,000; Year Built: 2001
 AD: Pat Riepma
 SID: Travis McCurdy

NORWICH

Northfield, VT 05663.....III

Coach: Shawn McIntyre, Norwich 1978
 Record: 1 Year, 3-7-0

2005 RESULTS (3-7)

| | |
|-------------------|----|
| 42 Mount Ida ■ | 39 |
| 0 St. Lawrence ■ | 36 |
| 12 Coast Guard | 30 |
| 18 Plymouth St. ■ | 14 |
| 7 Alfred ■ | 21 |
| 7 Ithaca | 41 |
| 7 St. John Fisher | 38 |
| 36 Hartwick ■ | 26 |
| 20 Ulica ■ | 27 |
| 13 Springfield | 59 |

Nickname: Cadets
 Colors: Maroon & Gold
 Stadium: Sabine Field
 Capacity: 5,000; Year Built: 1921
 AD: Anthony A. Mariano
 SID: Scott C. Miller

NOTRE DAME

Notre Dame, IN 46556.....I-AA

Coach: Charlie Weis, Notre Dame 1978
 Record: 1 Year, 9-3-0

2005 RESULTS (9-3)

| | |
|-------------------|----|
| 42 Pittsburgh | 21 |
| 17 Michigan | 10 |
| 41 Michigan St. ■ | 44 |

| | | |
|----|----------------------------|----|
| 36 | Washington..... | 17 |
| 49 | Purdue..... | 28 |
| 31 | Southern California ■..... | 34 |
| 49 | Brigham Young ■..... | 23 |
| 41 | Tennessee ■..... | 21 |
| 42 | Navy ■..... | 21 |
| 34 | Syracuse ■..... | 10 |
| 38 | Stanford..... | 31 |
| 20 | Ohio St. *..... | 34 |

Nickname: Fighting Irish
 Colors: Blue & Gold
 Stadium: Notre Dame
 Capacity: 80,795; Year Built: 1930
 AD: Kevin White
 SID: John Heisler

OBERLIN

Oberlin, OH 44074.....III

Coach: Jeff Ramsey, UC Davis 1983
 Record: 7 Years, 14-56-0

2005 RESULTS (3-7)

| | | |
|----|---------------------|----|
| 27 | Case Reserve ■..... | 30 |
| 44 | Macalester..... | 14 |
| 13 | Rose-Hulman..... | 45 |
| 20 | Kenyon ■..... | 21 |
| 7 | Wabash..... | 42 |
| 13 | Earlham ■..... | 10 |
| 19 | Wooster ■..... | 20 |
| 26 | Denison..... | 32 |
| 14 | Ohio Wesleyan..... | 24 |
| 52 | Hiram ■..... | 17 |

Nickname: Yeomen
 Colors: Crimson & Gold
 Stadium: Dill Field
 Capacity: 3,500; Year Built: 1925
 AD: Joe Karlgard
 SID: To be named

OCCIDENTAL

Los Angeles, CA 90041.....III

Coach: Dale Widolff, Indianapolis 1975
 Record: 24 Years, 137-86-2

2005 RESULTS (9-1)

| | | |
|----|---------------------|----|
| 40 | Chapman ■..... | 20 |
| 52 | Lewis & Clark..... | 17 |
| 41 | Cal Lutheran ■..... | 9 |
| 28 | Whittier..... | 20 |
| 34 | Colorado Col..... | 10 |
| 31 | Redlands ■..... | 24 |
| 41 | Pomona-Pitzer..... | 34 |
| 57 | La Verne ■..... | 36 |
| 47 | Claremont-M-S..... | 16 |
| 21 | Linfield..... | 63 |

Nickname: Tigers
 Colors: Orange & Black
 Stadium: Patterson Field
 Capacity: 3,000; Year Built: 1916
 AD: Dixon Farmer
 SID: Andrew Holmes

OHIO

Athens, OH 45701.....IA

Coach: Frank Solich, Nebraska 1966
 Record: 7 Years, 62-26-0

2005 RESULTS (4-7)

| | | |
|----|---------------------|----|
| 14 | Northwestern..... | 38 |
| 16 | Pittsburgh ■..... | 10 |
| 0 | Virginia Tech..... | 45 |
| 35 | Kent St. ■..... | 32 |
| 14 | Bowling Green..... | 38 |
| 10 | Central Mich..... | 37 |
| 38 | Ball St. ■..... | 21 |
| 34 | Buffalo..... | 20 |
| 21 | Toledo ■..... | 30 |
| 3 | Akron..... | 27 |
| 7 | Miami (Ohio) ■..... | 38 |

Nickname: Bobcats
 Colors: Hunter Green & White
 Stadium: Peden
 Capacity: 24,000; Year Built: 1929
 AD: Kirby Hocutt
 SID: Brian Gunning

OHIO NORTHERN

Ada, OH 45810.....III

Coach: Dean Paul, Mount Union 1990
 Record: 6 Years, 48-14-0

2005 RESULTS (8-2)

| | | |
|----|--------------------------|----|
| 48 | Westminster (Pa.)..... | 3 |
| 30 | Baldwin-Wallace ■..... | 17 |
| 34 | Muskingum..... | 10 |
| 25 | John Carroll..... | 50 |
| 68 | Heidelberg ■..... | 6 |
| 44 | Otterbein ■..... | 26 |
| 21 | Mount Union..... | 14 |
| 14 | Capital ■..... | 16 |
| 63 | Wilmington (Ohio) ■..... | 0 |
| 58 | Marietta..... | 7 |

Nickname: Polar Bears
 Colors: Burnt Orange & Black
 Stadium: Dial-Roberson
 Capacity: 3,500; Year Built: 2004
 AD: Thomas E. Simmons
 SID: Tim Glon

OHIO ST.

Columbus, OH 43210.....IA

Coach: Jim Tressel, Baldwin-Wallace 1975
 Record: 20 Years, 185-70-1

2005 RESULTS (10-2)

| | | |
|----|----------------------|----|
| 34 | Miami (Ohio) ■..... | 14 |
| 22 | Texas ■..... | 25 |
| 27 | San Diego St. ■..... | 6 |
| 31 | Iowa ■..... | 6 |
| 10 | Penn St..... | 17 |
| 35 | Michigan St. ■..... | 24 |
| 41 | Indiana..... | 10 |
| 45 | Minnesota..... | 31 |
| 40 | Illinois ■..... | 2 |
| 48 | Northwestern ■..... | 7 |
| 25 | Michigan..... | 21 |
| 34 | Notre Dame *..... | 20 |

Nickname: Buckeyes
 Colors: Scarlet & Gray
 Stadium: Ohio
 Capacity: 101,568; Year Built: 1922
 AD: Eugene Smith
 SID: Steve Snapp

OHIO WESLEYAN

Delaware, OH 43015.....III

Coach: Mike Hollway, Michigan 1974
 Record: 23 Years, 132-95-2

2005 RESULTS (7-3)

| | | |
|----|-----------------|----|
| 30 | Franklin ■..... | 14 |
| 36 | Thiel..... | 39 |
| 21 | Olivet ■..... | 7 |
| 7 | Wabash ■..... | 29 |
| 13 | Allegheny..... | 8 |
| 34 | Denison ■..... | 28 |
| 41 | Kenyon..... | 14 |
| 9 | Wittenberg..... | 31 |
| 24 | Oberlin ■..... | 14 |
| 21 | Wooster..... | 7 |

Nickname: Battling Bishops
 Colors: Red & Black
 Stadium: Selby Field
 Capacity: 9,600; Year Built: 1929
 AD: Roger Ingles
 SID: Mark Beckenbach

OKLAHOMA

Norman, OK 73019.....IA

Coach: Bob Stoops, Iowa 1983
 Record: 7 Years, 75-16-0

2005 RESULTS (8-4)

| | | |
|----|---------------------|----|
| 10 | TCU ■..... | 17 |
| 31 | Tulsa ■..... | 15 |
| 24 | UCLA..... | 41 |
| 43 | Kansas St. ■..... | 21 |
| 12 | Texas *..... | 45 |
| 19 | Kansas *..... | 3 |
| 37 | Baylor ■..... | 30 |
| 31 | Nebraska..... | 24 |
| 36 | Texas A&M ■..... | 30 |
| 21 | Texas Tech..... | 23 |
| 42 | Oklahoma St. ■..... | 14 |
| 17 | Oregon *..... | 14 |

Nickname: Sooners
 Colors: Crimson & Cream
 Stadium: Memorial
 Capacity: 82,112; Year Built: 1923
 AD: Joseph R. Castiglione
 SID: Kenny Mossman

OKLA. PANHANDLE

Goodwell, OK 73939.....II

Coach: Ryan Held, Nebraska 1997
 Record: 6 Years, 21-44-0

2005 RESULTS (1-10)

| | | |
|----|---------------------------|----|
| 10 | Southwestern Okla..... | 13 |
| 7 | Minn. St. Mankato..... | 63 |
| 16 | Southern Nazarene ■..... | 17 |
| 20 | Wayne St. (Neb.)..... | 17 |
| 3 | Southeastern Okla. ■..... | 35 |
| 0 | Neb.-Omaha..... | 71 |
| 0 | Pittsburg St..... | 70 |
| 7 | Texas St..... | 75 |
| 0 | Adams St..... | 43 |
| 9 | Western N.M. ■..... | 27 |
| 17 | Truman ■..... | 49 |

Nickname: Aggies
 Colors: Crimson & Royal Blue
 Stadium: Carl Wooten
 Capacity: 5,000
 AD: Jerry Olson
 SID: Jason Cronin

OKLAHOMA ST.

Stillwater, OK 74078-5070.....IA

Coach: Mike Gundy, Oklahoma St. 1989
 Record: 1 Year, 4-7-0

2005 RESULTS (4-7)

| | | |
|----|---------------------|----|
| 15 | Montana St. ■..... | 10 |
| 23 | Fla. Atlantic..... | 3 |
| 20 | Arkansas St. ■..... | 10 |
| 0 | Colorado ■..... | 34 |
| 31 | Missouri ■..... | 38 |
| 23 | Texas A&M..... | 62 |
| 10 | Iowa St..... | 37 |
| 28 | Texas ■..... | 47 |
| 14 | Oklahoma..... | 42 |
| 24 | Texas Tech ■..... | 17 |
| 34 | Baylor..... | 44 |

Nickname: Cowboys
 Colors: Orange & Black
 Stadium: Boone Pickens
 Capacity: 48,500; Year Built: 1920
 AD: Mike Holder
 SID: Steve Buzzard

OLIVET

Olivet, MI 49076.....III

Coach: Dominic Livedoti, Olivet 1965
Record: 8 Years, 31-43-3

2005 RESULTS (5-5)

| | |
|------------------|----|
| 23 Franklin ■ | 41 |
| 7 Ohio Wesleyan | 21 |
| 40 Manchester | 7 |
| 24 Alma | 49 |
| 31 Hope ■ | 24 |
| 31 Adrian | 37 |
| 42 Tri-State ■ | 26 |
| 20 Kalamazoo ■ | 14 |
| 28 Wis. Lutheran | 14 |
| 19 Albion ■ | 36 |

Nickname: Comets
Colors: Red & White
Stadium: Cutler Athletic Complex
Capacity: 2,200; Year Built: 1972
AD: Heather Bateman
SID: Geoffrey Henson

OREGON

Eugene, OR 97401I-A

Coach: Mike Bellotti, UC Davis 1973
Record: 16 Years, 111-67-2

2005 RESULTS (10-2)

| | |
|--------------------------|----|
| 38 Houston | 24 |
| 47 Montana ■ | 14 |
| 37 Fresno St. ■ | 34 |
| 13 Southern California ■ | 45 |
| 44 Stanford | 20 |
| 31 Arizona St. | 17 |
| 45 Washington ■ | 21 |
| 28 Arizona | 21 |
| 27 California ■ | 20 |
| 34 Washington St. | 31 |
| 56 Oregon St. ■ | 14 |
| 14 Oklahoma * | 17 |

Nickname: Ducks
Colors: Green & Yellow
Stadium: Autzen
Capacity: 54,000; Year Built: 1967
AD: William Moos
SID: David Williford

OREGON ST.

Corvallis, OR 97331I-A

Coach: Mike Riley, Alabama 1974
Record: 5 Years, 28-30-0

2005 RESULTS (5-6)

| | |
|---------------------|----|
| 41 Portland St. ■ | 14 |
| 30 Boise St. ■ | 27 |
| 27 Louisville | 63 |
| 24 Arizona St. ■ | 42 |
| 44 Washington St. ■ | 33 |
| 23 California | 20 |
| 28 UCLA | 51 |
| 27 Arizona ■ | 29 |
| 18 Washington | 10 |
| 17 Stanford ■ | 20 |
| 14 Oregon | 56 |

Nickname: Beavers
Colors: Orange & Black
Stadium: Reser
Capacity: 43,000; Year Built: 1953
AD: Bob DeCarolis
SID: Steve Fenk

OTTERBEIN

Westerville, OH 43081-2006.....III

Coach: Joe Loth, Otterbein 1991
Record: 6 Years, 21-38-0

2005 RESULTS (7-3)

| | |
|------------------------|----|
| 14 Defiance ■ | 0 |
| 17 Capital ■ | 14 |
| 7 Mount Union | 55 |
| 31 Marietta | 17 |
| 10 Baldwin-Wallace ■ | 7 |
| 26 Ohio Northern | 44 |
| 47 Wilmington (Ohio) ■ | 14 |
| 6 John Carroll | 32 |
| 65 Heidelberg ■ | 35 |
| 13 Muskingum | 9 |

Nickname: Cardinals
Colors: Tan & Cardinal
Stadium: Memorial
Capacity: 4,000; Year Built: 2005
AD: Richard E. Reynolds
SID: Ed Syguda

OUACHITA BAPTIST

Arkadelphia, AR 71998-0001II

Coach: Todd Knight, Ouachita Baptist 1986
Record: 13 Years, 50-79-2

2005 RESULTS (2-8)

| | |
|-----------------------|----|
| 21 Mo. Southern St. ■ | 38 |
| 20 Valdosta St. | 52 |
| 23 West Ga. ■ | 34 |
| 21 Southern Ark. ■ | 34 |
| 20 West Ala. | 14 |
| 51 Ark.-Monticello ■ | 28 |
| 35 Arkansas Tech | 49 |
| 6 Central Ark. ■ | 51 |
| 34 Delta St. | 35 |
| 7 Harding | 24 |

Nickname: Tigers
Colors: Purple & Gold
Stadium: A.U. Williams Field
Capacity: 5,200
AD: David R. Sharp
SID: Chris Babb

PACE

Pleasantville, NY 10570-2799.....II

Coach: Mike Iezzi, Kean 1988
Record: 1 Year, 3-7-0

2005 RESULTS (3-7)

| | |
|-----------------------|----|
| 6 C.W. Post ■ | 48 |
| 13 Stonehill | 17 |
| 44 St. Anselm ■ | 14 |
| 19 Bryant | 20 |
| 14 Bentley ■ | 33 |
| 17 Southern Conn. St. | 59 |
| 20 American Int'l ■ | 7 |
| 14 Merrimack | 45 |
| 3 Assumption ■ | 7 |
| 38 St. Peter's | 27 |

Nickname: Setters
Colors: Navy & Gold
Stadium: Finnerty Field
Capacity: 1,500; Year Built: 1969
AD: Joseph F. O'Donnell
SID: Ken Sweeten

PACIFIC LUTHERAN

Tacoma, WA 98447-0003III

Coach: Scott Westering, Pacific Lutheran 1982
Record: 2 Years, 9-9-0

2005 RESULTS (3-6)

| | |
|---------------------|----|
| 35 Cal Lutheran | 42 |
| 14 Wis.-River Falls | 45 |
| 13 Linfield | 42 |

| | |
|--------------------|----|
| 13 Puget Sound ■ | 23 |
| 49 Chapman ■ | 10 |
| 28 Southern Ore. * | 17 |
| 27 Willamette | 34 |
| 48 Menlo ■ | 24 |
| 35 Whitworth ■ | 54 |

Nickname: Lutes
Colors: Black & Gold
Stadium: Sparks
Capacity: 4,500
AD: Laurie Turner
SID: Dave Girrard

PENN

Philadelphia, PA 19104-6322I-AA

Coach: Al Bagnoli, Central Conn. St. 1975
Record: 24 Years, 185-58-0

2005 RESULTS (5-5)

| | |
|----------------|----|
| 41 Duquesne ■ | 14 |
| 24 Villanova | 28 |
| 26 Dartmouth | 9 |
| 53 Bucknell ■ | 7 |
| 44 Columbia | 16 |
| 38 Yale ■ | 21 |
| 20 Brown | 34 |
| 13 Princeton ■ | 30 |
| 3 Harvard | 29 |
| 7 Cornell ■ | 16 |

Nickname: Quakers
Colors: Red & Blue
Stadium: Franklin Field
Capacity: 52,958; Year Built: 1895
AD: Steve Bilsly
SID: Mat Kanan

PENN ST.

University Park, PA 16802I-A

Coach: Joe Paterno, Brown 1950
Record: 40 Years, 354-117-3

2005 RESULTS (11-1)

| | |
|--------------------|----|
| 23 South Fla. ■ | 13 |
| 42 Cincinnati ■ | 24 |
| 40 Central Mich. ■ | 3 |
| 34 Northwestern | 29 |
| 44 Minnesota ■ | 14 |
| 17 Ohio St. ■ | 10 |
| 25 Michigan | 27 |
| 63 Illinois | 10 |
| 33 Purdue ■ | 15 |
| 35 Wisconsin ■ | 14 |
| 31 Michigan St. | 22 |
| 26 Florida St. | 23 |

Nickname: Nittany Lions
Colors: Blue & White
Stadium: Beaver
Capacity: 106,537; Year Built: 1960
AD: Timothy M. Curley
SID: Jeff Nelson

PITTSBURG ST.

Pittsburg, KS 66762.....II

Coach: Chuck Broyles, Pittsburg St. 1970
Record: 16 Years, 164-34-2

2005 RESULTS (10-4)

| | |
|------------------------|----|
| 31 Delta St. ■ | 44 |
| 58 Fort Hays St. ■ | 7 |
| 48 Mo. Western St. ■ | 30 |
| 49 Mo. Southern St. | 20 |
| 52 Emporia St. ■ | 17 |
| 34 Washburn | 35 |
| 70 Okla. Panhandle ■ | 0 |
| 70 Southwest Baptist | 38 |
| 66 Truman | 14 |
| 56 Northwest Mo. St. * | 35 |
| 21 Central Mo. St. | 83 |

| | |
|------------------------------|----|
| 49 Neb.-Kearney | 20 |
| 41 West Tex. A&M | 3 |
| 10 Northwest Mo. St. ■ | 21 |

Nickname: Gorillas
 Colors: Crimson & Gold
 Stadium: Carnie Smith
 Capacity: 8,343; Year Built: 1924
 AD: Charles Broyles
 SID: Dan Wilkes

PITTSBURGH

Pittsburgh, PA 15260.....I-A

Coach: Dave Wannstedt, Pittsburgh 1974
 Record: 1 Year, 5-6-0

2005 RESULTS (5-6)

| | |
|---------------------------|----|
| 21 Notre Dame ■ | 42 |
| 10 Ohio | 16 |
| 6 Nebraska | 7 |
| 41 Youngstown St. ■ | 0 |
| 29 Rutgers | 37 |
| 38 Cincinnati ■ | 20 |
| 31 South Fla. ■ | 17 |
| 34 Syracuse ■ | 17 |
| 20 Louisville | 42 |
| 24 Connecticut ■ | 0 |
| 13 West Virginia | 45 |

Nickname: Panthers
 Colors: Gold & Blue
 Stadium: Heinz Field
 Capacity: 65,000; Year Built: 2001
 AD: Jeffrey Long
 SID: E.J. Borghetti

PLYMOUTH ST.

Plymouth, NH 03264-1595.....III

Coach: Paul Castonia, Trinity (Conn.) 1986
 Record: 6 Years, 6-53-0

2005 RESULTS (4-6)

| | |
|----------------------------|----|
| 14 St. Anselm | 40 |
| 14 Mass.-Dartmouth ■ | 7 |
| 0 Wm. Paterson ■ | 17 |
| 14 Norwich | 18 |
| 7 Western Conn. St. | 56 |
| 31 Becker ■ | 8 |
| 13 Springfield ■ | 33 |
| 21 Husson | 19 |
| 22 Buffalo St. | 34 |
| 31 Mount Ida ■ | 20 |

Nickname: Panthers
 Colors: Green & White
 Stadium: Currier Memorial Field
 Capacity: 1,000; Year Built: 1970
 AD: John P. Clark
 SID: Kent Cherrington

POMONA-PITZER

Claremont, CA 91711-6346.....III

Coach: Scott Rynne, Williams 1991
 Record: 1 Year, 4-5-0

2005 RESULTS (4-5)

| | |
|--------------------------|----|
| 17 La Verne ■ | 20 |
| 19 Puget Sound ■ | 27 |
| 14 Chapman ■ | 0 |
| 24 Whittier | 9 |
| 21 Cal Lutheran ■ | 45 |
| 37 Claremont-M-S | 10 |
| 34 Occidental ■ | 41 |
| 26 Colorado Col. ■ | 7 |
| 14 Redlands | 36 |

Nickname: Sagehens
 Colors: Blue, Orange & White
 Stadium: Merritt Field
 Capacity: 2,000; Year Built: 1991
 AD: Charles C. Katsifacis
 SID: Ben Belleto

PORTLAND ST.

Portland, OR 97207-0751.....I-AA

Coach: Tim Walsh, UC Riverside 1977
 Record: 17 Years, 110-78-0

2005 RESULTS (6-5)

| | |
|---------------------------|----|
| 14 Oregon St. | 41 |
| 14 UC Davis..... | 12 |
| 28 Sacramento St. ■ | 12 |
| 41 Northern Colo. ■ | 17 |
| 24 Eastern Wash. | 42 |
| 14 Boise St. | 21 |
| 44 Montana St. ■ | 41 |
| 45 Northern Ariz. ■ | 0 |
| 16 Montana | 37 |
| 34 Idaho St. | 36 |
| 39 Weber St. ■ | 14 |

Nickname: Vikings
 Colors: Green, White & Silver
 Stadium: PGE Park
 Capacity: 20,000; Year Built: 1928
 AD: Teri Mariani
 SID: Mike Lund

PRAIRIE VIEW

Prairie View, TX 77446-0097.....I-AA

Coach: Henry Frazier III, Bowie St. 1993
 Record: 7 Years, 34-38-0

2005 RESULTS (5-6)

| | |
|-----------------------------|----|
| 39 Paul Quinn ■ | 12 |
| 0 Southern U. | 38 |
| 7 Grambling * | 50 |
| 10 Alcorn St. | 22 |
| 13 Alabama St. | 34 |
| 40 Lincoln (Mo.) | 8 |
| 13 Mississippi Val. ■ | 58 |
| 34 Ark.-Pine Bluff | 7 |
| 27 Jackson St. ■ | 9 |
| 16 Alabama A&M ■ | 31 |
| 30 Texas Southern..... | 27 |

Nickname: Panthers
 Colors: Purple & Gold
 Stadium: Blackshear
 Capacity: 6,000; Year Built: 1960
 AD: Charles McClelland
 SID: Harlan S. Robinson

PRESBYTERIAN

Clinton, SC 29325-2998.....II

Coach: Tommy Spangler, Georgia 1983
 Record: 5 Years, 35-20-0

2005 RESULTS (10-2)

| | |
|-----------------------------|----|
| 48 West Ga. ■ | 13 |
| 35 Fayetteville St. ■ | 6 |
| 42 Charleston So. | 0 |
| 19 Elon | 34 |
| 37 Catawba ■ | 7 |
| 26 Tusculum ■ | 3 |
| 37 Carson-Newman | 3 |
| 20 Lenoir-Rhyne..... | 0 |
| 45 Mars Hill ■ | 24 |
| 27 Wingate..... | 21 |
| 38 Newberry..... | 7 |
| 28 Central Ark. ■ | 52 |

Nickname: Blue Hose
 Colors: Blue & Garnet
 Stadium: Bailey Memorial
 Capacity: 6,500; Year Built: 2002
 AD: William B. Carlton
 SID: Al Ansley

PRINCETON

Princeton, NJ 08544.....I-AA

Coach: Roger Hughes, Doane 1982
 Record: 6 Years, 26-33-0

2005 RESULTS (7-3)

| | |
|----------------------|----|
| 23 Lafayette..... | 21 |
| 20 San Diego ■ | 17 |

| | |
|---------------------|----|
| 43 Columbia ■ | 3 |
| 10 Colgate ■ | 16 |
| 28 Brown | 31 |
| 27 Harvard | 24 |
| 20 Cornell ■ | 17 |
| 30 Penn | 13 |
| 14 Yale ■ | 21 |
| 30 Dartmouth..... | 0 |

Nickname: Tigers
 Colors: Orange & Black
 Stadium: Princeton
 Capacity: 27,800; Year Built: 1998
 AD: Gary D. Walters
 SID: Craig Sachson

PRINCIPIA

Elsah, IL 62028-9799.....III

Coach: Brian Gavaletz, Principia 2000
 Record: 1 Year, 1-8-0

2005 RESULTS (1-8)

| | |
|---------------------------------|----|
| 13 SW Assemblies of God ■ | 80 |
| 18 Trinity Bible (N.D.) ■ | 20 |
| 0 Northwestern (Minn.) | 66 |
| 12 Rockford ■ | 82 |
| 26 Maranatha Baptist..... | 60 |
| 14 Crown (Minn.) ■ | 19 |
| 6 Blackburn | 50 |
| 0 Westminster (Mo.) ■ | 40 |
| 43 Trinity Bible (N.D.) * | 7 |

Nickname: Panthers
 Colors: Gold & Blue
 Stadium: Clark Field
 Capacity: 1,000; Year Built: 1937
 AD: Lenore Suarez
 SID: Brian Peficolas

PUGET SOUND

Tacoma, WA 98416-9710.....III

Coach: Phillip Willenbrock, Gettysburg 1989
 Record: 4 Years, 10-26-0

2005 RESULTS (4-5)

| | |
|---------------------------|----|
| 27 Pomona-Pitzer | 19 |
| 31 Claremont-M-S ■ | 10 |
| 14 La Verne..... | 38 |
| 17 Willamette ■ | 21 |
| 23 Pacific Lutheran | 13 |
| 27 Whitworth ■ | 46 |
| 7 Linfield | 62 |
| 38 Colorado Col. ■ | 7 |
| 15 Western Ore. | 32 |

Nickname: Loggers
 Colors: Maroon & White
 Stadium: Baker
 Capacity: 6,000; Year Built: 1964
 AD: Amy E. Hackett
 SID: Chris Thompson

PURDUE

West Lafayette, IN 47907-1031.....I-A

Coach: Joe Tiller, Montana St. 1965
 Record: 15 Years, 106-73-1

2005 RESULTS (5-6)

| | |
|-------------------------|----|
| 49 Akron ■ | 24 |
| 31 Arizona..... | 24 |
| 35 Minnesota | 42 |
| 28 Notre Dame ■ | 49 |
| 17 Iowa ■ | 34 |
| 29 Northwestern ■ | 34 |
| 20 Wisconsin | 31 |
| 15 Penn St. | 33 |
| 28 Michigan St. ■ | 21 |
| 37 Illinois ■ | 3 |
| 41 Indiana | 14 |

Nickname: Boilermakers
 Colors: Old Gold & Black
 Stadium: Ross-Ade
 Capacity: 62,500; Year Built: 1924
 AD: Morgan J. Burke
 SID: Tom Schott

QUINCY

Quincy, IL 62301-2699II

Coach: Bill Terlisner, Quincy 1991
Record: 6 Years, 12-32-0

2005 RESULTS (5-6)

| | | |
|----|-------------------------|----|
| 0 | McKendree..... | 44 |
| 14 | Missouri St..... | 51 |
| 21 | Iowa Wesleyan ■..... | 16 |
| 24 | William Penn..... | 38 |
| 26 | Taylor (Ind.) ■..... | 19 |
| 26 | Walsh..... | 31 |
| 21 | Geneva..... | 52 |
| 24 | Ohio Dominican ■..... | 14 |
| 45 | Urbana ■..... | 30 |
| 19 | St. Francis (Ind.)..... | 53 |
| 48 | Malone ■..... | 9 |

Nickname: Hawks
Colors: Brown, White & Gold
Stadium: QU
Capacity: 2,500; Year Built: 1938
AD: Patrick Atwell
SID: Ryan Dowd

RANDOLPH-MACON

Ashland, VA 23005.....III

Coach: Pedro Arruza, Wheaton (Ill.) 1995
Record: 2 Years, 5-15-0

2005 RESULTS (2-8)

| | | |
|----|------------------------|----|
| 13 | Chowan ■..... | 16 |
| 0 | Johns Hopkins..... | 24 |
| 10 | Shenandoah..... | 20 |
| 24 | Catholic..... | 28 |
| 7 | Wash. & Lee ■..... | 44 |
| 27 | Emory & Henry ■..... | 3 |
| 34 | McDaniel ■..... | 10 |
| 29 | Guilford..... | 37 |
| 20 | Bridgewater (Va.)..... | 53 |
| 17 | Hampden-Sydney ■..... | 50 |

Nickname: Yellow Jackets
Colors: Lemon & Black
Stadium: Day Field
Capacity: 5,000; Year Built: 1953
AD: Denis Kanach
SID: Ann Schlotman

REDLANDS

Redlands, CA 92373-0999III

Coach: Mike Maynard, Ill. Wesleyan 1981
Record: 18 Years, 109-55-1

2005 RESULTS (5-4)

| | | |
|----|-----------------------|----|
| 21 | Whitworth..... | 35 |
| 25 | Trinity (Tex.) ■..... | 28 |
| 31 | Chapman..... | 14 |
| 32 | La Verne ■..... | 14 |
| 30 | Whittier ■..... | 24 |
| 24 | Occidental..... | 31 |
| 22 | Cal Lutheran..... | 34 |
| 34 | Claremont-M-S..... | 16 |
| 36 | Pomona-Pitzer ■..... | 14 |

Nickname: Bulldogs
Colors: Maroon & Gray
Stadium: Ted Runner
Capacity: 7,000; Year Built: 1968
AD: Jeffrey Martinez
SID: Rachel J. Roche

RENSELAER

Troy, NY 12180-3590III

Coach: Joe King, Siena 1970
Record: 17 Years, 117-45-2

2005 RESULTS (8-2)

| | | |
|----|-----------------|----|
| 34 | Endicott ■..... | 7 |
| 41 | Utica ■..... | 10 |

| | | |
|----|------------------------|----|
| 48 | Hobart..... | 56 |
| 17 | Coast Guard..... | 3 |
| 35 | St. Lawrence ■..... | 13 |
| 41 | Merchant Marine ■..... | 0 |
| 31 | WPI..... | 15 |
| 20 | Rochester ■..... | 14 |
| 42 | Union (N.Y.)..... | 49 |
| 26 | St. John Fisher..... | 22 |

Nickname: Red Hawks
Colors: Cherry & White
Stadium: '86 Field
Capacity: 3,000; Year Built: 1912
AD: Ken Ralph
SID: Kevin Beattie

RHODE ISLAND

Kingston, RI 02881-1303I-AA

Coach: Tim Stowers, Auburn 1980
Record: 12 Years, 77-65-0

2005 RESULTS (4-7)

| | | |
|----|-----------------------|----|
| 34 | Fordham ■..... | 20 |
| 56 | Central Conn. St..... | 10 |
| 48 | William & Mary ■..... | 29 |
| 6 | Massachusetts..... | 14 |
| 35 | Brown..... | 45 |
| 14 | Towson ■..... | 23 |
| 9 | New Hampshire..... | 53 |
| 48 | Villanova..... | 30 |
| 24 | Hofstra ■..... | 38 |
| 24 | Maine..... | 27 |
| 14 | Northeastern ■..... | 17 |

Nickname: Rams
Colors: Light & Dark Blue & White
Stadium: Meade
Capacity: 8,000; Year Built: 1928
AD: Thomas P. McElroy
SID: Mike Ballweg

RHODES

Memphis, TN 38112-1690III

Coach: Joe White, Springfield 1984
Record: 9 Years, 41-46-0

2005 RESULTS (2-8)

| | | |
|----|---------------------------|----|
| 43 | Louisiana Col. ■..... | 33 |
| 27 | Centre..... | 31 |
| 12 | Huntingdon..... | 16 |
| 10 | Washington-St. Louis..... | 15 |
| 13 | Rose-Hulman ■..... | 16 |
| 3 | DePauw..... | 7 |
| 35 | Colorado Col..... | 7 |
| 6 | Trinity (Tex.) ■..... | 34 |
| 29 | Millsaps..... | 30 |
| 22 | Sewanee ■..... | 25 |

Nickname: Lynx
Colors: Red, Black & White
Stadium: Fargason Field
Capacity: 3,300
AD: Mike Clary
SID: Matt Dean

RICE

Houston, TX 77251-1892I-AA

Coach: Ken Hatfield, Arkansas 1965
Record: 27 Years, 168-140-4

2005 RESULTS (1-10)

| | | |
|----|----------------|----|
| 21 | UCLA..... | 63 |
| 10 | Texas..... | 51 |
| 9 | Navy ■..... | 41 |
| 26 | UAB..... | 45 |
| 28 | East Caro..... | 41 |
| 21 | Tulsa ■..... | 41 |
| 31 | UTEP ■..... | 38 |
| 7 | SMU..... | 27 |
| 42 | Tulane ■..... | 34 |
| 28 | UCF ■..... | 31 |
| 18 | Houston..... | 35 |

Nickname: Owls
Colors: Blue & Gray
Stadium: Rice
Capacity: 70,000; Year Built: 1950
AD: John R. May
SID: Bill Cousins

RICHMOND

Richmond, VA 23173-1903I-AA

Coach: Dave Clawson, Williams 1989
Record: 7 Years, 41-41-0

2005 RESULTS (9-4)

| | | |
|----|-----------------------|----|
| 6 | Massachusetts ■..... | 19 |
| 0 | Lafayette..... | 7 |
| 26 | Maine..... | 21 |
| 13 | Vanderbilt..... | 37 |
| 38 | Villanova ■..... | 20 |
| 20 | Delaware ■..... | 10 |
| 43 | Hofstra ■..... | 37 |
| 18 | James Madison..... | 15 |
| 38 | VMI ■..... | 3 |
| 48 | Towson..... | 21 |
| 41 | William & Mary ■..... | 7 |
| 38 | Hampton..... | 10 |
| 20 | Furman ■..... | 24 |

Nickname: Spiders
Colors: Red & Blue
Stadium: Richmond
Capacity: 21,319; Year Built: 1929
AD: Jim Miller
SID: Simon Gray

RIPON

Ripon, WI 54971III

Coach: Ron Ernst, Neb. Wesleyan 1980
Record: 15 Years, 96-49-0

2005 RESULTS (6-4)

| | | |
|----|----------------------|----|
| 20 | Grinnell ■..... | 18 |
| 34 | Monmouth (Ill.)..... | 48 |
| 20 | Lawrence ■..... | 9 |
| 21 | Lake Forest ■..... | 14 |
| 13 | Carroll (Wis.)..... | 42 |
| 39 | Illinois Col. ■..... | 21 |
| 14 | St. Norbert ■..... | 40 |
| 22 | Beloit..... | 28 |
| 56 | Macalester ■..... | 7 |
| 35 | Knox..... | 19 |

Nickname: Red Hawks
Colors: Red & White
Stadium: Ingalls Field
Capacity: 2,500; Year Built: 1888
AD: Robert G. Gillespie
SID: Ron Ernst

ROBERT MORRIS

Moon Township, PA 15108-1189I-AA

Coach: Joe Walton, Pittsburgh 1957
Record: 12 Years, 75-45-1

2005 RESULTS (2-8)

| | | |
|----|--------------------------|----|
| 12 | Duquesne..... | 23 |
| 49 | Butler ■..... | 13 |
| 28 | Rowan..... | 35 |
| 28 | St. Francis (Pa.) ■..... | 35 |
| 38 | Wagner ■..... | 30 |
| 14 | Central Conn. St..... | 21 |
| 0 | Monmouth..... | 14 |
| 37 | Stony Brook ■..... | 38 |
| 17 | Albany (N.Y.)..... | 20 |
| 20 | Sacred Heart ■..... | 27 |

Nickname: Colonials
Colors: Blue & White with Red
Stadium: Moon
Capacity: 7,000; Year Built: 1950
AD: Craig Coleman
SID: Jim Duzyk

ROCHESTER
Rochester, NY 14627-0296III

Coach: Mark Kreydt, Rochester 1988
Record: 8 Years, 28-50-0

2005 RESULTS (4-6)

| | |
|--------------------|----|
| 7 Johns Hopkins ■ | 9 |
| 32 St. John Fisher | 58 |
| 41 Gettysburg | 20 |
| 28 Union (N.Y.) ■ | 41 |
| 27 St. Lawrence | 22 |
| 32 Merchant Marine | 9 |
| 17 WPI ■ | 19 |
| 37 Coast Guard ■ | 6 |
| 14 Rensselaer | 20 |
| 25 Hobart ■ | 42 |

Nickname: Yellowjackets
Colors: Yellow & Blue
Stadium: Fauver
Capacity: 5,000; Year Built: 1930
AD: George VanderZwaag
SID: Dennis O'Donnell

ROCKFORD
Rockford, IL 61108-2393III

Coach: Mike Hoskins, Coe 1981
Record: 3 Years, 21-9-0

2005 RESULTS (7-3)

| | |
|---------------------------|----|
| 35 Eureka ■ | 10 |
| 21 Wis. Lutheran | 14 |
| 39 Crown (Minn.) | 14 |
| 82 Principia | 12 |
| 7 Westminster (Mo.) ■ | 14 |
| 49 Maranatha Baptist | 18 |
| 63 Trinity Bible (N.D.) ■ | 0 |
| 47 Blackburn ■ | 33 |
| 0 Martin Luther * | 26 |
| 5 Washington-St. Louis ■ | 14 |

Nickname: Regents
Colors: Purple & White
Stadium: Sam Greeley Field
Capacity: 1,000; Year Built: 2001
AD: Hank Espensen
SID: Dave Beyer

ROSE-HULMAN
Terre Haute, IN 47803III

Coach: Ted Karras, Northwestern 1987
Record: 3 Years, 14-16-0

2005 RESULTS (5-5)

| | |
|---------------------|----|
| 48 Earlham | 41 |
| 7 Mt. St. Joseph ■ | 49 |
| 42 Concordia (Ill.) | 10 |
| 45 Oberlin ■ | 13 |
| 6 Trinity (Tex.) ■ | 24 |
| 16 Rhodes | 13 |
| 35 Millsaps | 21 |
| 7 Sewanee ■ | 20 |
| 21 DePauw ■ | 60 |
| 16 Centre | 27 |

Nickname: Fightin' Engineers
Colors: Old Rose & White
Stadium: Phil Brown Field
Capacity: 2,500
AD: Jeffrey Jenkins
SID: Kevin Lanke

ROWAN
Glassboro, NJ 08028-1701III

Coach: Jay Accorsi, Nichols 1985
Record: 4 Years, 38-9-0

2005 RESULTS (11-2)

| | |
|------------------------|----|
| 21 Chris. Newport | 14 |
| 49 Western Conn. St. ■ | 3 |

| | |
|--------------------|----|
| 35 Robert Morris ■ | 28 |
| 30 TCNJ ■ | 20 |
| 24 Cortland St. | 16 |
| 35 Kean | 14 |
| 22 Brockport St. ■ | 0 |
| 19 Wm. Paterson | 20 |
| 31 Montclair St. ■ | 14 |
| 42 Wilkes ■ | 3 |
| 28 Union (N.Y.) | 24 |
| 27 Delaware Valley | 21 |
| 7 Mount Union | 19 |

Nickname: Profs
Colors: Brown & Gold
Stadium: John Page Field
Capacity: 5,000; Year Built: 1982
AD: Jay L. Solomon
SID: Sheila Stevenson

RUTGERS
New Brunswick, NJ 08903I-A

Coach: Greg Schiano, Bucknell 1988
Record: 5 Years, 19-39-0

2005 RESULTS (7-5)

| | |
|--------------------|----|
| 30 Illinois | 33 |
| 38 Villanova ■ | 6 |
| 17 Buffalo | 3 |
| 37 Pittsburgh ■ | 29 |
| 14 West Virginia ■ | 27 |
| 31 Syracuse | 9 |
| 26 Connecticut | 24 |
| 31 Navy ■ | 21 |
| 31 South Fla. ■ | 45 |
| 5 Louisville | 56 |
| 44 Cincinnati ■ | 9 |
| 40 Arizona St. * | 45 |

Nickname: Scarlet Knights
Colors: Scarlet
Stadium: Rutgers
Capacity: 41,500; Year Built: 1994
AD: Robert E. Mulcahy/Kevin MacConnell
SID: John Wooding

SACRAMENTO ST.
Sacramento, CA 95819-6099I-AA

Coach: Steve Mooshagian, Fresno St. 1982
Record: 3 Years, 7-26-0

2005 RESULTS (2-9)

| | |
|---------------------|----|
| 3 California | 41 |
| 13 Cal Poly | 37 |
| 12 Portland St. | 28 |
| 7 UC Davis ■ | 37 |
| 38 Northern Ariz. ■ | 24 |
| 41 Azusa Pacific ■ | 19 |
| 14 Weber St. | 26 |
| 17 Idaho St. ■ | 27 |
| 17 Eastern Wash. ■ | 45 |
| 16 Montana St. | 37 |
| 14 Montana ■ | 31 |

Nickname: Hornets
Colors: Green & Gold
Stadium: Hornet Field
Capacity: 21,418; Year Built: 1964
AD: Terry L. Wanless
SID: Brian Berger

SACRED HEART
Fairfield, CT 06825-1000I-AA

Coach: Paul Gorham, New Hampshire 1984
Record: 1 Year, 4-6-0

2005 RESULTS (4-6)

| | |
|---------------|----|
| 21 Holy Cross | 56 |
| 20 Marist ■ | 22 |
| 38 Iona | 14 |
| 21 Wagner | 26 |
| 14 Monmouth ■ | 45 |

| | |
|------------------------|----|
| 7 Albany (N.Y.) | 21 |
| 21 Stony Brook ■ | 14 |
| 53 St. Francis (Pa.) ■ | 45 |
| 17 Central Conn. St. ■ | 24 |
| 27 Robert Morris | 20 |

Nickname: Pioneers
Colors: Red & White
Stadium: Campus Field
Capacity: 3,500; Year Built: 1993
AD: C. Donald Cook
SID: Gene Gumbs

SAGINAW VALLEY
University Center, MI 48710-0001II

Coach: Randy Awrey, Northern Mich. 1978
Record: 16 Years, 111-61-1

2005 RESULTS (11-2)

| | |
|------------------------|----|
| 9 Northwood | 7 |
| 29 Wayne St. (Mich.) ■ | 3 |
| 42 Findlay ■ | 3 |
| 24 Hillsdale | 3 |
| 27 Indianapolis | 7 |
| 44 Mercyhurst ■ | 14 |
| 10 Grand Valley St. | 31 |
| 31 Northern Mich. | 20 |
| 17 Michigan Tech ■ | 10 |
| 39 Ferris St. ■ | 32 |
| 31 Northwood ■ | 16 |
| 24 Neb.-Omaha | 21 |
| 17 Grand Valley St. | 24 |

Nickname: Cardinals
Colors: Red, White & Blue
Stadium: Harvey R. Wickes
Capacity: 4,028; Year Built: 1975
AD: Joe Vogl
SID: Ryan Thompson

ST. ANSELM
Manchester, NH 03102-1310II

Coach: Geoff Harlan, Middlebury 1986
Record: 7 Years, 28-41-0

2005 RESULTS (1-9)

| | |
|------------------------|----|
| 40 Plymouth St. ■ | 14 |
| 7 Assumption ■ | 13 |
| 14 Pace | 44 |
| 17 C.W. Post ■ | 73 |
| 7 Stonehill | 41 |
| 0 Merrimack | 19 |
| 0 Bryant ■ | 27 |
| 7 Bentley | 49 |
| 7 Southern Conn. St. ■ | 45 |
| 28 American Int'l | 51 |

Nickname: Hawks
Colors: Blue & White
Stadium: Grappone
Capacity: 4,500; Year Built: 1999
AD: Edward Cannon
SID: Kurt Svoboda

ST. AUGUSTINE'S
Raleigh, NC 27610-2298II

Coach: Michael Costa, Norfolk St. 1971
Record: 9 Years, 27-60-0

2005 RESULTS (8-2)

| | |
|-----------------------|----|
| 24 Lane | 6 |
| 33 Shaw * | 0 |
| 13 Mars Hill | 6 |
| 44 Virginia St. ■ | 14 |
| 7 Elizabeth City St. | 0 |
| 22 N.C. Central | 8 |
| 26 Johnson C. Smith ■ | 7 |
| 20 Livingstone | 14 |
| 28 Fayetteville St. ■ | 45 |
| 33 Winston-Salem | 35 |

Nickname: Falcons
 Colors: Blue & White
 AD: George Williams
 SID: Oralia N. Washington

ST. CLOUD ST.

St. Cloud, MN 56301-4498II

Coach: Randy Hedberg, Minot St. 1977
 Record: 7 Years, 40-36-0

2005 RESULTS (8-3)

| | |
|-----------------------|----|
| 35 Wayne St. (Neb.) ■ | 0 |
| 53 Minn.-Crookston | 7 |
| 38 Western Wash. | 20 |
| 38 Northern St. ■ | 7 |
| 18 Minn. St. Mankato | 14 |
| 14 North Dakota | 37 |
| 34 Augustana (S.D.) ■ | 7 |
| 24 South Dakota ■ | 17 |
| 21 Neb.-Omaha | 38 |
| 31 Mo. Western St. ■ | 28 |
| 28 Minn. Duluth ■ | 45 |

Nickname: Huskies
 Colors: Cardinal Red & Black
 Stadium: Selke Field
 Capacity: 4,000; Year Built: 1937
 AD: Morris Kurtz
 SID: Anne Abicht

ST. FRANCIS (PA.)

Loretto, PA 15940-0600IAA

Coach: Dave Opar, Penn St. 1983
 Record: 4 Years, 9-33-0

2005 RESULTS (3-8)

| | |
|------------------------|----|
| 25 Morehead St. ■ | 26 |
| 22 St. Peter's | 25 |
| 27 La Salle | 29 |
| 35 Robert Morris | 28 |
| 31 Central Conn. St. ■ | 28 |
| 29 Stony Brook | 47 |
| 16 Albany (N.Y.) ■ | 25 |
| 45 Sacred Heart | 53 |
| 19 Monmouth ■ | 15 |
| 21 Wagner | 23 |
| 17 Duquesne ■ | 44 |

Nickname: Red Flash
 Colors: Red & White
 Stadium: Pine Bowl
 Capacity: 1,500; Year Built: 1979
 AD: Robert S. Krimmel
 SID: Pat Farabaugh

ST. JOHN FISHER

Rochester, NY 14618III

Coach: Paul Vosburgh, William Penn 1975
 Record: 17 Years, 68-99-1

2005 RESULTS (8-3)

| | |
|--------------------|----|
| 42 King's (Pa.) | 7 |
| 58 Rochester ■ | 32 |
| 59 Mount Ida | 0 |
| 35 Ithaca | 41 |
| 70 Hartwick | 41 |
| 28 Brockport St. ■ | 14 |
| 38 Norwich ■ | 7 |
| 40 Springfield | 14 |
| 43 Utica ■ | 2 |
| 7 Alfred ■ | 13 |
| 22 Rensselaer ■ | 26 |

Nickname: Cardinals
 Colors: Cardinal & Gold
 Stadium: Growney
 Capacity: 2,100; Year Built: 1999
 AD: Bob Ward
 SID: Norm Kieffer

ST. JOHN'S (MINN.)

Collegetown, MN 56321III

Coach: John Gagliardi, Colorado Col. 1949
 Record: 57 Years, 432-118-11

2005 RESULTS (11-1)

| | |
|-------------------------|----|
| 35 Wis.-Eau Claire | 28 |
| 57 Northwestern (Minn.) | 7 |
| 41 Carleton ■ | 7 |
| 41 Gust. Adolphus | 14 |
| 44 Hamline ■ | 0 |
| 30 Bethel (Minn.) | 9 |
| 20 Concordia-M'head | 16 |
| 56 Augsburg ■ | 16 |
| 63 St. Olaf ■ | 9 |
| 48 St. Thomas (Minn.) | 14 |
| 62 Monmouth (Ill.) ■ | 3 |
| 7 Wis.-Whitewater | 34 |

Nickname: Johnnies
 Colors: Cardinal & Blue
 Stadium: Clemens
 Capacity: 5,500; Year Built: 1908
 AD: Timothy Backous
 SID: Michael Hemmesch

ST. JOSEPH'S (IND.)

Rensselaer, IN 47978II

Coach: Lou Esposito, Memphis 2000
 Record: 1 Year, 7-4-0

2005 RESULTS (7-4)

| | |
|----------------------|----|
| 15 Ashland ■ | 30 |
| 7 St. Francis (Ill.) | 10 |
| 21 Northwood | 56 |
| 41 Lincoln (Mo.) ■ | 13 |
| 28 Mo.-Rolla ■ | 23 |
| 13 Upper Iowa ■ | 7 |
| 34 Valparaiso | 21 |
| 28 Tiffin ■ | 7 |
| 23 Butler | 7 |
| 13 Indianapolis ■ | 34 |
| 42 Austin Peay | 14 |

Nickname: Pumas
 Colors: Cardinal & Purple
 Stadium: Alumni Field
 Capacity: 4,000; Year Built: 1947
 AD: Bill Massoels
 SID: Clark Teuscher

ST. LAWRENCE

Canton, NY 13617III

Coach: Chris Phelps, St. Lawrence 1991
 Record: 6 Years, 11-48-0

2005 RESULTS (2-7)

| | |
|--------------------|----|
| 36 Norwich | 0 |
| 7 Alfred | 42 |
| 21 Coast Guard ■ | 7 |
| 22 Rochester ■ | 27 |
| 13 Rensselaer | 35 |
| 9 Hobart | 13 |
| 21 Union (N.Y.) ■ | 40 |
| 21 Merchant Marine | 27 |
| 33 WPI ■ | 40 |

Nickname: Saints
 Colors: Scarlet & Brown
 Stadium: Leckonby
 Capacity: 1,500; Year Built: 2000
 AD: Margaret F. Strait
 SID: Jill Olsen

ST. NORBERT

De Pere, WI 54115III

Coach: Jim Purtill, Miami (Ohio) 1978
 Record: 7 Years, 64-11-0

2005 RESULTS (8-2)

| | |
|---------------------|----|
| 7 Wis.-Whitewater ■ | 45 |
| 27 Beloit | 25 |

| | |
|----------------------|----|
| 20 Monmouth (Ill.) ■ | 28 |
| 48 Knox ■ | 13 |
| 28 Illinois Col. | 0 |
| 44 Lawrence | 15 |
| 48 Carroll (Wis.) ■ | 28 |
| 40 Ripon | 14 |
| 63 Grinnell ■ | 14 |
| 56 Lake Forest | 14 |

Nickname: Green Knights
 Colors: Dartmouth Green & Old Gold
 Stadium: Minahan
 Capacity: 3,100; Year Built: 1937
 AD: Timothy A. Bald
 SID: Dan Lukes

ST. OLAF

Northfield, MN 55057-1098III

Coach: Chris Meidt, Bethel (Minn.) 1992
 Record: 4 Years, 24-16-0

2005 RESULTS (8-2)

| | |
|-------------------------|----|
| 37 Luther | 13 |
| 27 Bethel (Minn.) ■ | 25 |
| 71 Macalester ■ | 10 |
| 53 St. Thomas (Minn.) ■ | 27 |
| 44 Carleton | 14 |
| 34 Gust. Adolphus ■ | 17 |
| 49 Hamline | 14 |
| 9 St. John's (Minn.) | 63 |
| 35 Concordia-M'head | 49 |
| 49 Augsburg ■ | 0 |

Nickname: Oles
 Colors: Black & Old Gold
 Stadium: Manitou Field
 Capacity: 3,500; Year Built: 1930
 AD: Matt McDonald
 SID: Le Ann Finger

ST. PAUL'S

Lawrenceville, VA 23868II

Coach: Willard Bailey, Norfolk St. 1962
 Record: 32 Years, 215-118-7

2005 RESULTS (4-6)

| | |
|-----------------------|----|
| 6 Western N.M. | 48 |
| 20 Central St. (Ohio) | 6 |
| 10 Cheyney | 13 |
| 13 Fayetteville St. * | 23 |
| 27 Johnson C. Smith | 7 |
| 41 Virginia Union ■ | 35 |
| 20 Virginia St. | 26 |
| 7 Bowie St. | 21 |
| 6 Elizabeth City St. | 8 |
| 21 Shaw * | 14 |

Nickname: Tigers
 Colors: Black & Orange
 Stadium: SPC Athletic Field
 Capacity: 3,500
 AD: LaRoy Bacote
 SID: Tiffani Sykes

ST. PETER'S

Jersey City, NJ 07306IAA

Coach: Chris Taylor, Lafayette 1996
 Record: 2 Years, 4-16-0

2005 RESULTS (1-9)

| | |
|------------------------|----|
| 13 Western Conn. St. ■ | 37 |
| 25 St. Francis (Pa.) ■ | 22 |
| 25 Wagner ■ | 52 |
| 20 Central Conn. St. | 56 |
| 26 Iona ■ | 27 |
| 0 Duquesne | 24 |
| 16 Salisbury | 41 |
| 34 Marist ■ | 52 |
| 27 Pace ■ | 38 |
| 14 La Salle | 30 |

Nickname: Peacocks
 Colors: Blue & White

Stadium: Cochrane
Capacity: 4,000; Year Built: 1990
AD: William A. Stein
SID: Tim Camp

ST. THOMAS (MINN.)

St. Paul, MN 55105III

Coach: Don Roney, St. Thomas (Minn.) 1983
Record: 8 Years, 46-32-0

2005 RESULTS (4-5)

| | | |
|----|----------------------|---------|
| 21 | Coe ■ |24 |
| 20 | Concordia-M'head |31 |
| 53 | Augsburg ■ |17 |
| 27 | St. Olaf |53 |
| 13 | Bethel (Minn.) ■ |30 |
| 21 | Carleton |7 |
| 35 | Gust. Adolphus ■ |14 |
| 35 | Hamline |13 |
| 14 | St. John's (Minn.) ■ |48 |

Nickname: Tommies
Colors: Purple & Grey
Stadium: O'Shaughnessy
Capacity: 5,025; Year Built: 1948
AD: Stephen J. Fritz
SID: Gene McGivern

SALISBURY

Salisbury, MD 21801-6860.....III

Coach: Sherman Wood, Salisbury 1984
Record: 13 Years, 66-64-1

2005 RESULTS (8-3)

| | | |
|----|-------------------|---------|
| 48 | Methodist ■ |28 |
| 35 | Brockport St. |30 |
| 44 | Chris. Newport |24 |
| 27 | Montclair St. ■ |31 |
| 77 | Apprentice ■ |13 |
| 66 | Buffalo St. ■ |20 |
| 41 | St. Peter's ■ |16 |
| 19 | Wesley |63 |
| 28 | Widener ■ |31 |
| 30 | Frostburg St. * |24 |
| 27 | Frank. & Marsh. ■ |23 |

Nickname: Sea Gulls
Colors: Maroon & Gold
Stadium: Sea Gull
Capacity: 2,500; Year Built: 1980
AD: Michael Vienna
SID: John Krueger

SALVE REGINA

Newport, RI 02840-4192.....III

Coach: Art Bell, Rhode Island 1985
Record: 6 Years, 19-36-0

2005 RESULTS (2-6)

| | | |
|----|-------------------|---------|
| 27 | Worcester St. |28 |
| 23 | Nichols ■ |13 |
| 17 | Western New Eng. |29 |
| 0 | Curry ■ |28 |
| 0 | Endicott |35 |
| 28 | Bridgewater St. |64 |
| 47 | MIT ■ |7 |
| 14 | Mass.-Dartmouth ■ |28 |

Nickname: Seahawks
Colors: Blue, Green & White
Stadium: Toppa Field
Capacity: 1,500; Year Built: 1966
AD: Del Malloy
SID: Ed Habershaw

SAM HOUSTON ST.

Huntsville, TX 77341I-AA

Coach: Todd Whitten, Stephen F. Austin 1987
Record: 7 Years, 48-30-0

2005 RESULTS (3-7)

| | | |
|----|---------------------|---------|
| 77 | Bacone ■ |7 |
| 10 | Houston |31 |
| 21 | Texas Tech |80 |
| 6 | Northwestern St. ■ |10 |
| 17 | Nicholls St. |37 |
| 52 | Stephen F. Austin ■ |24 |
| 26 | McNeese St. |31 |
| 35 | Southeastern La. ■ |18 |
| 3 | Northern Colo. |24 |
| 23 | Texas St. |26 |

Nickname: Bearkats
Colors: Orange & White
Stadium: Elliott T. Bowers
Capacity: 14,000; Year Built: 1986
AD: Bobby Williams
SID: Paul Ridings Jr.

SAMFORD

Birmingham, AL 35229I-AA

Coach: Bill Gray, Mississippi Col. 1983
Record: 5 Years, 24-25-0

2005 RESULTS (5-6)

| | | |
|----|---------------------|---------|
| 60 | Edward Waters ■ |7 |
| 14 | Baylor |48 |
| 23 | Furman |45 |
| 14 | Eastern Ill. |43 |
| 33 | Southeast Mo. St. ■ |17 |
| 6 | Eastern Ky. |38 |
| 27 | Murray St. ■ |23 |
| 30 | Tenn.-Martin |22 |
| 31 | Tennessee St. ■ |11 |
| 21 | Tennessee Tech |42 |
| 20 | Jacksonville St. ■ |26 |

Nickname: Bulldogs
Colors: Red & Blue
Stadium: Seibert
Capacity: 6,700; Year Built: 1960
AD: Bob Roller
SID: Joey Mullins

SAN DIEGO

San Diego, CA 92110-2492I-AA

Coach: Jim Harbaugh, Michigan 1986
Record: 2 Years, 18-5-0

2005 RESULTS (11-1)

| | | |
|----|-----------------|---------|
| 30 | Azusa Pacific ■ |6 |
| 51 | Southern Ore. ■ |0 |
| 17 | Yale ■ |14 |
| 17 | Princeton |20 |
| 56 | Menlo * |0 |
| 49 | Butler ■ |7 |
| 48 | Dayton |24 |
| 31 | Drake ■ |26 |
| 63 | Valparaiso |21 |
| 60 | Chapman ■ |12 |
| 42 | Marist ■ |35 |
| 47 | Morehead St. ■ |40 |

Nickname: Toreros
Colors: Columbia Blue, Navy & White
Stadium: USD Torero
Capacity: 4,000; Year Built: 1955
AD: Ky Snyder
SID: Ted Gosen

SAN DIEGO ST.

San Diego, CA 92182I-AA

Coach: Tom Craft, San Diego St. 1977
Record: 4 Years, 19-29-0

2005 RESULTS (5-7)

| | | |
|----|-----------------|---------|
| 21 | UCLA ■ |44 |
| 29 | Air Force |41 |
| 6 | Ohio St. |27 |
| 52 | San Jose St. ■ |21 |
| 31 | Brigham Young ■ |10 |
| 10 | UNLV |13 |
| 28 | Utah |19 |
| 24 | New Mexico ■ |47 |
| 20 | TCU ■ |23 |
| 30 | Colorado St. |10 |
| 34 | Wyoming ■ |21 |
| 38 | Hawaii |49 |

Nickname: Aztecs
Colors: Scarlet & Black
Stadium: Qualcomm
Capacity: 54,000; Year Built: 1967
AD: Jeffrey W. Schemmel
SID: Kevin Klintworth

SAN JOSE ST.

San Jose, CA 95192I-AA

Coach: Dick Tomey, DePauw 1960
Record: 25 Years, 161-118-7

2005 RESULTS (3-8)

| | | |
|----|------------------|---------|
| 35 | Eastern Wash. ■ |24 |
| 19 | Illinois |40 |
| 21 | San Diego St. |52 |
| 23 | Nevada ■ |30 |
| 17 | Utah St. |24 |
| 21 | Boise St. |38 |
| 38 | Hawaii ■ |45 |
| 14 | Louisiana Tech |31 |
| 7 | Fresno St. |45 |
| 27 | New Mexico St. ■ |10 |
| 26 | Idaho ■ |18 |

Nickname: Spartans
Colors: Gold, White & Blue
Stadium: Spartan
Capacity: 30,456; Year Built: 1933
AD: Thomas Bowen
SID: Lawrence Fan

SAVANNAH ST.

Savannah, GA 31404I-AA

Coach: Richard Basil, Savannah St. 2001
Record: 3 Years, 2-26-0

2005 RESULTS (0-11)

| | | |
|----|----------------------|---------|
| 14 | Benedict ■ |31 |
| 14 | Elon ■ |48 |
| 26 | Morgan St. * |55 |
| 21 | Howard ■ |39 |
| 29 | Norfolk St. ■ |58 |
| 13 | Bethune-Cookman * |56 |
| 28 | Charleston So. |48 |
| 27 | Central St. (Ohio) ■ |28 |
| 16 | Coastal Caro. ■ |42 |
| 21 | Gardner-Webb ■ |31 |
| 6 | Hampton |44 |

Nickname: Tigers
Colors: Reflex Blue & Orange
Stadium: Ted Wright
Capacity: 8,000; Year Built: 1967
AD: Robert 'Tony' O'Neal
SID: Opio Mashariki

SEWANEE
Sewanee, TN 37383-1000III

Coach: John Windham, Vanderbilt 1986
Record: 10 Years, 43-53-0

2005 RESULTS (5-5)

| | |
|---------------------------|----|
| 7 Hampden-Sydney..... | 52 |
| 6 Huntingdon ■..... | 23 |
| 7 Wash. & Lee ■..... | 10 |
| 33 Maryville (Tenn.)..... | 14 |
| 31 Centre ■..... | 28 |
| 0 DePauw ■..... | 34 |
| 20 Rose-Hulman..... | 7 |
| 19 Millsaps..... | 16 |
| 3 Trinity (Tex.) ■..... | 17 |
| 25 Rhodes..... | 22 |

Nickname: Tigers
Colors: Purple & White
Stadium: McGee Field
Capacity: 1,500; Year Built: 1935
AD: Mark Webb
SID: Larry Dagenhart

SHAW
Raleigh, NC 27601II

Coach: Deondri Clark, Florida St. 1993
Record: 3 Years, 22-10-0

2005 RESULTS (5-5)

| | |
|------------------------------|----|
| 24 Carson-Newman ■..... | 45 |
| 0 St. Augustine's *..... | 33 |
| 24 Edward Waters..... | 6 |
| 31 N.C. Central ■..... | 37 |
| 49 Livingstone ■..... | 27 |
| 22 Bowie St..... | 20 |
| 48 Virginia Union..... | 41 |
| 24 Elizabeth City St. ■..... | 7 |
| 10 Virginia St. ■..... | 43 |
| 14 St. Paul's *..... | 21 |

Nickname: Bears
Colors: Maroon & White
AD: Alfonza L. Carter
SID: Donal Ware

SHENANDOAH
Winchester, VA 22601III

Coach: Paul Barnes, James Madison 1984
Record: 4 Years, 22-19-0

2005 RESULTS (2-8)

| | |
|-----------------------------|----|
| 12 Catholic..... | 0 |
| 20 Bridgewater (Va.) ■..... | 49 |
| 20 Randolph-Macon ■..... | 10 |
| 13 Ferrum ■..... | 34 |
| 14 Chris. Newport..... | 30 |
| 27 Greensboro ■..... | 34 |
| 17 N.C. Wesleyan..... | 31 |
| 19 Averett..... | 51 |
| 13 Maryville (Tenn.) ■..... | 36 |
| 0 Methodist..... | 35 |

Nickname: Hornets
Colors: Red, White & Midnight Blue
Stadium: Shentel
Capacity: 2,500; Year Built: 2001
AD: John Hill
SID: Scott Musa

SHEPHERD
Shepherdstown, WV 25443-3210II

Coach: Monte Cater, Millikin 1971
Record: 25 Years, 158-92-2

2005 RESULTS (11-1)

| | |
|------------------------|----|
| 24 Virginia St. ■..... | 6 |
| 34 Shippensburg ■..... | 32 |
| 24 Slippery Rock..... | 7 |
| 34 Glenville St..... | 13 |

| | |
|-----------------------------|----|
| 14 Fairmont St..... | 11 |
| 56 West Va. Tech ■..... | 7 |
| 27 Charleston (W.V.) ■..... | 0 |
| 48 Concord..... | 21 |
| 51 West Va. Wesleyan..... | 0 |
| 34 West Liberty St. ■..... | 7 |
| 51 West Virginia St. ■..... | 10 |
| 21 C.W. Post ■..... | 28 |

Nickname: Rams
Colors: Blue & Gold
Stadium: Ram
Capacity: 5,000; Year Built: 1959
AD: Karl Wolf
SID: Chip Ransom

SHIPPENSBURG
Shippensburg, PA 17257II

Coach: William "Rocky" Rees, West Chester 1971
Record: 21 Years, 133-95-2

2005 RESULTS (4-7)

| | |
|----------------------------|----|
| 10 Kutztown..... | 3 |
| 32 Shepherd..... | 34 |
| 21 Bloomsburg..... | 49 |
| 23 Millersville ■..... | 17 |
| 0 Edinboro..... | 16 |
| 15 Indiana (Pa.) ■..... | 20 |
| 26 Lock Haven..... | 7 |
| 13 California (Pa.) ■..... | 41 |
| 37 Clarion ■..... | 0 |
| 28 Slippery Rock..... | 58 |
| 16 West Chester ■..... | 24 |

Nickname: Red Raiders
Colors: Red & Blue
Stadium: Seth Grove
Capacity: 7,200; Year Built: 1972
AD: Roberta Page
SID: Jason Eichelberger

SIMPSON
Indianola, IA 50125III

Coach: Jay Niemann, Iowa St. 1983
Record: 4 Years, 25-16-0

2005 RESULTS (5-5)

| | |
|---------------------------|----|
| 20 Ill. Wesleyan..... | 14 |
| 7 Warburg..... | 21 |
| 40 Dubuque ■..... | 7 |
| 7 Central (Iowa) ■..... | 10 |
| 20 Luther..... | 23 |
| 7 Loras..... | 15 |
| 27 Cornell College ■..... | 7 |
| 31 Buena Vista ■..... | 23 |
| 48 Waldorf ■..... | 13 |
| 14 Coe..... | 34 |

Nickname: Storm
Colors: Red & Gold
Stadium: Bill Buxton
Capacity: 5,000; Year Built: 1990
AD: John Sirianni
SID: Matt Turk

SLIPPERY ROCK
Slippery Rock, PA 16057II

Coach: George Mihalik, Slippery Rock 1974
Record: 18 Years, 120-72-4

2005 RESULTS (5-5)

| | |
|----------------------------|----|
| 24 Bloomsburg..... | 40 |
| 14 Youngstown St..... | 44 |
| 7 Shepherd..... | 24 |
| 55 Lock Haven ■..... | 7 |
| 28 California (Pa.) ■..... | 21 |
| 17 Indiana (Pa.)..... | 38 |
| 21 Millersville ■..... | 15 |
| 7 Edinboro..... | 24 |
| 58 Shippensburg ■..... | 28 |
| 28 Clarion..... | 10 |

Nickname: The Rock

Colors: Green & White
Stadium: N. Kerr Thompson
Capacity: 10,000; Year Built: 1974
AD: Paul A. Lueken
SID: Bob McComas

SOUTH CAROLINA
Columbia, SC 29208IA

Coach: Steve Spurrier, Florida 1967
Record: 16 Years, 149-45-2

2005 RESULTS (7-5)

| | |
|----------------------|----|
| 24 UCF ■..... | 15 |
| 15 Georgia..... | 17 |
| 14 Alabama ■..... | 37 |
| 45 Troy ■..... | 20 |
| 7 Auburn..... | 48 |
| 44 Kentucky ■..... | 16 |
| 35 Vanderbilt ■..... | 28 |
| 16 Tennessee..... | 15 |
| 14 Arkansas..... | 10 |
| 30 Florida ■..... | 22 |
| 9 Clemson ■..... | 13 |
| 31 Missouri *..... | 38 |

Nickname: Gamecocks
Colors: Garnet & Black
Stadium: Williams-Brice
Capacity: 80,250; Year Built: 1934
AD: Eric C. Hyman
SID: Steve Fink

SOUTH CAROLINA ST.
Orangeburg, SC 29117-0001IAA

Coach: Buddy Pough, South Carolina St. 1975
Record: 4 Years, 33-13-0

2005 RESULTS (9-2)

| | |
|---------------------------|----|
| 27 Alabama St. *..... | 14 |
| 52 Winston-Salem ■..... | 12 |
| 27 Bethune-Cookman *..... | 24 |
| 23 Coastal Caro. ■..... | 24 |
| 35 Norfolk St..... | 21 |
| 49 Florida A&M ■..... | 3 |
| 10 Hampton..... | 14 |
| 24 Delaware St. ■..... | 3 |
| 23 Howard..... | 9 |
| 65 Morgan St. ■..... | 15 |
| 43 N.C. A&T *..... | 27 |

Nickname: Bulldogs
Colors: Garnet & Blue
Stadium: Dawson Bulldog
Capacity: 22,000; Year Built: 1955
AD: Charlene M. Johnson
SID: Bill Hamilton

SOUTH DAKOTA
Vermillion, SD 57069-2390II

Coach: Ed Meierkort, Dakota Wesleyan 1981
Record: 12 Years, 64-57-0

2005 RESULTS (9-2)

| | |
|------------------------------|----|
| 77 Minn.-Crookston..... | 0 |
| 63 Truman ■..... | 24 |
| 56 Minn. St. Moorhead ■..... | 10 |
| 44 Colorado Mines..... | 41 |
| 59 Neb.-Omaha ■..... | 14 |
| 48 Augustana (S.D.)..... | 17 |
| 35 Minn. St. Mankato ■..... | 14 |
| 17 St. Cloud St..... | 24 |
| 63 Upper Iowa ■..... | 17 |
| 43 Minn. Duluth..... | 56 |
| 42 North Dakota ■..... | 30 |

Nickname: Coyotes
Colors: Red & White
Stadium: DakotaDome
Capacity: 10,000; Year Built: 1979
AD: Joel Nielsen
SID: Dan Genzler

SOUTH DAKOTA ST.

(Reclassifying to Div. I-AA)

Brookings, SD 57007II

Coach: John Stiegelmeier, South Dakota St. 1979
Record: 9 Years, 54-43-0

2005 RESULTS (6-5)

| | |
|---------------------|----|
| 42 Wis.-La Crosse ■ | 13 |
| 69 Valparaiso ■ | 6 |
| 0 Montana | 7 |
| 16 Cal Poly ■ | 24 |
| 12 Texas St. | 42 |
| 16 UC Davis * | 14 |
| 64 Mo.-Rolla ■ | 28 |
| 42 Ga. Southern ■ | 55 |
| 55 Southern Utah ■ | 7 |
| 17 North Dakota St. | 41 |
| 30 Northern Colo. ■ | 14 |

Nickname: Jackrabbits
Colors: Yellow & Blue
Stadium: Coughlin-Alumni
Capacity: 16,000; Year Built: 1962
AD: Fred M. Oien
SID: Ron Lenz

SOUTH FLA.

Tampa, FL 33620.....I-A

Coach: Jim Leavitt, Missouri 1978
Record: 9 Years, 61-39-0

2005 RESULTS (6-6)

| | |
|------------------------|----|
| 13 Penn St. | 23 |
| 37 Florida A&M ■ | 3 |
| 31 UCF ■ | 14 |
| 45 Louisville ■ | 14 |
| 7 Miami (Fla.) | 27 |
| 17 Pittsburgh | 31 |
| 13 West Virginia ■ | 28 |
| 45 Rutgers | 31 |
| 27 Syracuse | 0 |
| 31 Cincinnati ■ | 16 |
| 10 Connecticut | 15 |
| 0 North Carolina St. * | 14 |

Nickname: Bulls
Colors: Green & Gold
Stadium: Raymond James
Capacity: 41,441; Year Built: 1998
AD: Doug Woolard
SID: John Gerdes

SOUTHEAST MO. ST.

Cape Girardeau, MO 63701-4799I-AA

Coach: Tim Billings, Southeastern Okla. 1980
Record: 6 Years, 25-43-0

2005 RESULTS (2-9)

| | |
|-----------------------|----|
| 23 Southern Ill. ■ | 58 |
| 12 Kent St. | 33 |
| 21 Missouri St. | 45 |
| 10 Jacksonville St. ■ | 24 |
| 17 Samford | 33 |
| 24 Eastern Ill. ■ | 48 |
| 32 Eastern Ky. | 33 |
| 52 Murray St. ■ | 21 |
| 21 Tenn.-Martin | 24 |
| 32 Tennessee St. ■ | 24 |
| 24 Tennessee Tech | 31 |

Nickname: Redhawks
Colors: Red & Black
Stadium: Houck
Capacity: 10,000; Year Built: 1930
AD: Donald L. Kaverman
SID: Ron Hines

SOUTHEASTERN LA.

Hammond, LA 70402I-AA

Coach: Dennis Roland, Boston U. 1978
Record: 9 Years, 36-58-0

2005 RESULTS (4-6)

| | |
|----------------------|----|
| 48 Alcorn St. ■ | 21 |
| 19 Northern Colo. | 35 |
| 21 Tulane | 28 |
| 15 Texas St. ■ | 30 |
| 10 Northwestern St. | 31 |
| 37 McNeese St. ■ | 13 |
| 45 Stephen F. Austin | 23 |
| 18 Sam Houston St. | 35 |
| 28 Nicholls St. ■ | 38 |
| 38 Mississippi Val. | 21 |

Nickname: Lions
Colors: Green & Gold
Stadium: Strawberry
Capacity: 7,408; Year Built: 1936
AD: Frank Pergolizzi
SID: Dart Volz

SOUTHEASTERN OKLA.

Durant, OK 74701-0609II

Coach: Ray Richards, Northern Mich. 1981
Record: 5 Years, 22-32-0

2005 RESULTS (8-2)

| | |
|------------------------|----|
| 28 Eastern N.M. | 12 |
| 24 Angelo St. ■ | 27 |
| 17 Midwestern St. | 24 |
| 35 Okla. Panhandle | 3 |
| 42 Abilene Christian ■ | 24 |
| 49 Northeastern St. | 32 |
| 24 Tex. A&M-Commerce ■ | 23 |
| 43 Southwestern Okla. | 12 |
| 31 Central Okla. ■ | 24 |
| 21 East Central | 17 |

Nickname: Savages
Colors: Blue & Gold
Stadium: Paul Laird Field
Capacity: 4,600; Year Built: 1927
AD: Jeff Hale
SID: Dave Wester

SOUTHERN ARK.

Magnolia, AR 71754-0000.....II

Coach: Steve Quinn, Ouachita Baptist 1985
Record: 5 Years, 32-23-0

2005 RESULTS (6-5)

| | |
|------------------------|----|
| 14 Tex. A&M-Commerce ■ | 7 |
| 51 East Tex. Baptist | 7 |
| 7 Central Ark. | 31 |
| 35 Arkansas Tech ■ | 38 |
| 34 Ouachita Baptist | 21 |
| 52 Ark.-Monticello | 21 |
| 21 North Ala. ■ | 31 |
| 14 West Ga. | 31 |
| 23 West Ala. | 13 |
| 41 Valdosta St. ■ | 44 |
| 35 Henderson St. ■ | 23 |

Nickname: Muleriders
Colors: Royal Blue & Old Gold
Stadium: Wilkins
Capacity: 6,000; Year Built: 1949
AD: Jay Adcox
SID: Houston Taylor

SOUTHERN CALIFORNIA

Los Angeles, CA 90089-0602.....I-A

Coach: Pete Carroll, Pacific 1973
Record: 5 Years, 54-10-0

2005 RESULTS (12-1)

| | |
|---------------|----|
| 63 Hawaii | 17 |
| 70 Arkansas ■ | 17 |

| | |
|---------------------|----|
| 45 Oregon | 13 |
| 38 Arizona St. | 28 |
| 42 Arizona ■ | 21 |
| 34 Notre Dame | 31 |
| 51 Washington | 24 |
| 55 Washington St. ■ | 13 |
| 51 Stanford ■ | 21 |
| 35 California | 10 |
| 50 Fresno St. ■ | 42 |
| 66 UCLA ■ | 19 |
| 38 Texas * | 41 |

Nickname: Trojans
Colors: Cardinal & Gold
Stadium: L.A. Coliseum
Capacity: 92,000; Year Built: 1923
AD: Michael Garrett
SID: Tim Tessalone

SOUTHERN CONN. ST.

New Haven, CT 06515II

Coach: Richard Cavanaugh, American Int'l 1976
Record: 21 Years, 121-93-1

2005 RESULTS (8-3)

| | |
|---------------------|----|
| 24 Bentley ■ | 33 |
| 31 Kutztown | 28 |
| 20 American Int'l | 36 |
| 62 Merrimack ■ | 14 |
| 55 Assumption | 14 |
| 59 Pace ■ | 17 |
| 49 C.W. Post | 35 |
| 52 Stonehill ■ | 0 |
| 45 St. Anselm | 7 |
| 77 Bryant ■ | 35 |
| 33 East Stroudsburg | 55 |

Nickname: Owls
Colors: Blue & White
Stadium: Jess Dow Field
Capacity: 6,000; Year Built: 1988
AD: Patricia Nical
SID: Rick Leddy

SOUTHERN ILL.

Carbondale, IL 62901-6620I-AA

Coach: Jerry Kill, Southwestern (Kan.) 1983
Record: 12 Years, 83-51-0

2005 RESULTS (9-4)

| | |
|----------------------|----|
| 58 Southeast Mo. St. | 23 |
| 82 Union (Ky.) ■ | 7 |
| 28 Western Mich. | 34 |
| 30 Missouri St. ■ | 23 |
| 34 Western Ill. | 24 |
| 35 Illinois St. ■ | 61 |
| 42 Indiana St. | 20 |
| 31 Western Ky. | 20 |
| 31 Youngstown St. ■ | 17 |
| 24 UNI | 25 |
| 9 North Dakota St. ■ | 0 |
| 21 Eastern Ill. | 6 |
| 24 Appalachian St. | 38 |

Nickname: Salukis
Colors: Maroon & White
Stadium: McAndrew
Capacity: 17,324; Year Built: 1975
AD: Paul Kowalczyk
SID: Tom Weber

SMU

Dallas, TX 75275I-A

Coach: Phil Bennett, Texas A&M 1978
Record: 4 Years, 11-35-0

2005 RESULTS (5-6)

| | |
|-------------|----|
| 23 Baylor ■ | 28 |
| 21 TCU ■ | 10 |
| 8 Texas A&M | 66 |

| | |
|-----------------|----|
| 10 Tulane ■ | 31 |
| 13 Marshall | 16 |
| 28 UAB | 27 |
| 17 East Caro. ■ | 24 |
| 13 Tulsa | 20 |
| 27 Rice ■ | 7 |
| 29 Houston | 24 |
| 40 UTEP ■ | 27 |

Nickname: Mustangs
 Colors: Red & Blue
 Stadium: Gerald J. Ford
 Capacity: 32,000; Year Built: 2000
 AD: W. James Copeland Jr.
 SID: Brad Sutton

SOUTHERN MISS.

Hattiesburg, MS 39406-0001I-A

Coach: Jeff Bower, Southern Miss. 1975
 Record: 16 Years, 103-72-1

2005 RESULTS (7-5)

| | |
|-----------------------|----|
| 26 Tulane ■ | 7 |
| 21 Alabama | 30 |
| 48 McNeese St. ■ | 20 |
| 24 Houston | 27 |
| 33 East Caro. | 7 |
| 17 Tulsa ■ | 34 |
| 52 UCF ■ | 31 |
| 37 UAB | 28 |
| 17 North Carolina St. | 21 |
| 27 Marshall | 24 |
| 22 Memphis ■ | 24 |
| 31 Arkansas St. * | 19 |

Nickname: Golden Eagles
 Colors: Black & Gold
 Stadium: M.M. Roberts
 Capacity: 33,000; Year Built: 1938
 AD: Richard C. Giannini
 SID: Mike Montoro

SOUTHERN U.

Baton Rouge, LA 70813I-AA

Coach: Pete Richardson, Dayton 1968
 Record: 18 Years, 150-57-1

2005 RESULTS (4-5)

| | |
|---------------------|----|
| 28 Mississippi Val. | 31 |
| 38 Prairie View ■ | 0 |
| 35 Alabama St. * | 45 |
| 7 Alabama A&M ■ | 20 |
| 20 Jackson St. ■ | 14 |
| 16 Alcorn St. ■ | 38 |
| 44 Texas Southern | 20 |
| 27 Ark.-Pine Bluff | 21 |
| 35 Grambling * | 50 |

Nickname: Jaguars
 Colors: Columbia Blue & Gold
 Stadium: A.W. Mumford
 Capacity: 26,400; Year Built: 1928
 AD: Greg LaFleur
 SID: Kevin Manns

SOUTHERN UTAH

Cedar City, UT 84720I-AA

Coach: Wes Meier, Utah 1991
 Record: 2 Years, 7-14-0

2005 RESULTS (1-9)

| | |
|------------------------|----|
| 13 Idaho St. | 38 |
| 0 Texas St. | 34 |
| 7 Northern Ariz. | 27 |
| 17 Stephen F. Austin ■ | 40 |
| 21 UC Davis | 33 |
| 20 Northern Colo. ■ | 17 |
| 21 North Dakota St. ■ | 37 |
| 7 South Dakota St. | 55 |
| 10 Cal Poly | 20 |
| 10 Weber St. ■ | 27 |

Nickname: Thunderbirds
 Colors: Scarlet & White
 Stadium: Eccles Coliseum
 Capacity: 6,500; Year Built: 1967
 AD: Thomas Douple
 SID: Neil Gardner

SOUTHWEST BAPTIST

Bolivar, MO 65613II

Coach: Jack Peavey, Troy 1988
 Record: 4 Years, 8-33-0

2005 RESULTS (3-8)

| | |
|----------------------|----|
| 14 Harding ■ | 47 |
| 34 Bethel (Tenn.) | 29 |
| 7 Mo. Southern St. | 42 |
| 28 Emporia St. | 45 |
| 21 Washburn ■ | 56 |
| 40 Mo.-Rolla | 38 |
| 7 Central Mo. St. ■ | 45 |
| 38 Pittsburg St. ■ | 70 |
| 17 Mo. Western St. | 43 |
| 38 Truman ■ | 36 |
| 14 Northwest Mo. St. | 49 |

Nickname: Bearcats
 Colors: Purple & White
 Stadium: Plaster
 Capacity: 3,000; Year Built: 1986
 AD: Brent Good
 SID: Adam P. Ledyard

SOUTHWEST MINN. ST.

Marshall, MN 56258II

Coach: Eric Eidsness, Sioux Falls 1991
 Record: 2 Years, 9-13-0

2005 RESULTS (4-7)

| | |
|-------------------------|----|
| 16 Jamestown ■ | 10 |
| 48 Peru St. ■ | 12 |
| 3 Augustana (S.D.) | 45 |
| 30 Upper Iowa | 14 |
| 14 Winona St. ■ | 42 |
| 9 Bemidji St. | 47 |
| 16 Minn. St. Moorhead | 37 |
| 13 Wayne St. (Neb.) ■ | 38 |
| 49 Minn.-Crookston | 26 |
| 17 Concordia-St. Paul ■ | 21 |
| 6 Northern St. * | 10 |

Nickname: Mustangs
 Colors: Brown & Gold
 Stadium: Matthe Field
 Capacity: 5,000; Year Built: 1971
 AD: Howard L. Gauthier
 SID: Kelly Loft

SOUTHWESTERN OKLA.

Weatherford, OK 73096II

Coach: Ryan Held, Nebraska 1997
 Record: 6 Years, 21-44-0

2005 RESULTS (1-10)

| | |
|-------------------------|----|
| 13 Okla. Panhandle ■ | 10 |
| 0 Midwestern St. | 49 |
| 0 Eastern N.M. ■ | 28 |
| 14 West Tex. A&M | 41 |
| 9 Tarleton St. ■ | 16 |
| 20 Central Okla. | 37 |
| 20 East Central ■ | 27 |
| 9 Mo.-Rolla | 20 |
| 12 Southeastern Okla. ■ | 43 |
| 13 Northeastern St. | 17 |
| 16 Tex. A&M-Commerce ■ | 37 |

Nickname: Bulldogs
 Colors: Navy Blue & White
 Stadium: Milam
 Capacity: 9,000; Year Built: 1932
 AD: Cecil Perkins
 SID: Michael J. Bond

SPRINGFIELD

Springfield, MA 01109-3797III

Coach: Michael DeLong, Springfield 1974
 Record: 24 Years, 136-100-2

2005 RESULTS (4-6)

| | |
|------------------------|----|
| 7 Union (N.Y.) | 35 |
| 7 Wis.-Stout ■ | 24 |
| 22 Alfred | 23 |
| 33 Utica | 34 |
| 50 Western Conn. St. ■ | 49 |
| 33 Plymouth St. | 13 |
| 14 St. John Fisher ■ | 40 |
| 28 Ithaca ■ | 35 |
| 59 Hartwick | 35 |
| 59 Norwich ■ | 13 |

Nickname: The Pride
 Colors: Maroon & White
 Stadium: Benedum Field
 Capacity: 2,500; Year Built: 1971
 AD: Cathie Schweitzer
 SID: Steve Raczynski

STANFORD

Stanford, CA 94305-2060I-A

Coach: Walt Harris, Pacific 1968
 Record: 12 Years, 68-74-0

2005 RESULTS (5-6)

| | |
|------------------------|----|
| 41 Navy | 38 |
| 17 UC Davis ■ | 20 |
| 20 Oregon ■ | 44 |
| 24 Washington St. | 21 |
| 20 Arizona | 16 |
| 45 Arizona St. ■ | 35 |
| 27 UCLA ■ | 30 |
| 21 Southern California | 51 |
| 20 Oregon St. | 17 |
| 3 California ■ | 27 |
| 31 Notre Dame ■ | 38 |

Nickname: Cardinal
 Colors: Cardinal & White
 Stadium: Stanford
 Capacity: 85,500; Year Built: 1921
 AD: Bob Bowsly
 SID: Gary Migdol

STEPHEN F. AUSTIN

Nacogdoches, TX 75962I-AA

Coach: Robert McFarland, McNeese St. 1985
 Record: 1 Year, 5-6-0

2005 RESULTS (5-6)

| | |
|-----------------------|----|
| 49 Henderson St. ■ | 38 |
| 6 Montana St. | 42 |
| 63 Western Ill. ■ | 36 |
| 40 Southern Utah | 17 |
| 27 Nicholls St. ■ | 21 |
| 23 McNeese St. | 33 |
| 24 Sam Houston St. | 52 |
| 23 Southeastern La. ■ | 45 |
| 27 UC Davis ■ | 17 |
| 21 Texas St. ■ | 38 |
| 21 Northwestern St. | 41 |

Nickname: Lumberjacks
 Colors: Purple & White
 Stadium: Homer Bryce
 Capacity: 14,575; Year Built: 1973
 AD: Robert Hill
 SID: Rob Meyers

STILLMAN

Tuscaloosa, AL 35403II

Coach: Theophilus Danzy, Tennessee St. 1953
 Record: 18 Years, 83-89-3

2005 RESULTS (6-4)

| | |
|----------------|----|
| 20 Tuskegee | 32 |
| 23 Lane ■ | 13 |
| 35 Morehouse ■ | 14 |

| | |
|--------------------|----|
| 10 Miles * | 13 |
| 34 Langston ■ | 31 |
| 10 Benedict ■ | 21 |
| 14 Fort Valley St. | 24 |
| 27 Kentucky St. | 17 |
| 22 Clark Atlanta | 12 |
| 34 Lincoln (Mo.) ■ | 3 |

Nickname: Tigers
 Colors: Navy Blue & Old Gold
 Stadium: Stillman
 Capacity: 9,000; Year Built: 1999
 AD: Curtis Williams
 SID: Wesley Peterson

STONEHILL

Easton, MA 02357.....ll

Coach: Chris Woods, Davidson 1991
 Record: 4 Years, 17-24-0

2005 RESULTS (4-6)

| | |
|----------------------|----|
| 28 Assumption | 21 |
| 17 Pace ■ | 13 |
| 7 C.W. Post | 56 |
| 7 Iona ■ | 16 |
| 41 St. Anselm ■ | 7 |
| 12 Bryant | 24 |
| 7 Bentley ■ | 34 |
| 0 Southern Conn. St. | 52 |
| 20 American Int'l ■ | 38 |
| 48 Merrimack | 28 |

Nickname: Skyhawks
 Colors: Purple & White
 Stadium: Chieftain
 Capacity: 2,000; Year Built: 1980
 AD: Paula Sullivan
 SID: Jim Seavey

STONY BROOK

Stony Brook, NY 11794.....IAA

Coach: Sam Kornhauser, Missouri Valley 1971
 Record: 22 Years, 103-110-2

2005 RESULTS (6-5)

| | |
|------------------------|----|
| 21 Bucknell ■ | 18 |
| 0 Hofstra | 55 |
| 7 Georgetown ■ | 10 |
| 7 Monmouth ■ | 36 |
| 7 Albany (N.Y.) | 3 |
| 47 St. Francis (Pa.) ■ | 29 |
| 14 Sacred Heart | 21 |
| 38 Robert Morris | 37 |
| 28 Wagner ■ | 10 |
| 23 Central Conn. St. ■ | 21 |
| 28 Marist | 30 |

Nickname: Seawolves
 Colors: Scarlet, Blue & Gray
 Stadium: Kenneth P. LaValle
 Capacity: 8,136; Year Built: 2002
 AD: James Fiore
 SID: Rob Emmerich

SUL ROSS ST.

Alpine, TX 79832.....lll

Coach: Steve Wright, Maryville (Tenn.) 1978
 Record: 4 Years, 7-33-0

2005 RESULTS (3-7)

| | |
|-------------------------|----|
| 24 SW Assemblies of God | 20 |
| 36 Mississippi Col. ■ | 17 |
| 16 Howard Payne | 38 |
| 24 East Tex. Baptist ■ | 27 |
| 27 Hardin-Simmons ■ | 42 |
| 6 Mary Hardin-Baylor | 27 |
| 43 McMurry ■ | 48 |
| 37 Austin | 40 |
| 29 Texas Lutheran ■ | 28 |
| 24 Louisiana Col. | 42 |

Nickname: Lobos
 Colors: Scarlet & Gray
 Stadium: Jackson Field
 Capacity: 4,500; Year Built: 1927
 AD: Kay Whitley
 SID: Steve Lang

SUSQUEHANNA

Selinsgrove, PA 17870-1025.....lll

Coach: Steve Briggs, Springfield 1984
 Record: 16 Years, 94-68-0

2005 RESULTS (2-8)

| | |
|----------------------|----|
| 24 Ursinus ■ | 16 |
| 10 Maravian | 22 |
| 7 Albright ■ | 21 |
| 0 King's (Pa.) | 56 |
| 35 Juniata ■ | 7 |
| 7 Widener | 42 |
| 14 Delaware Valley ■ | 48 |
| 16 FDU-Florham | 21 |
| 38 Wilkes ■ | 59 |
| 10 Lycoming | 17 |

Nickname: Crusaders
 Colors: Orange & Maroon
 Stadium: Lopardo
 Capacity: 3,500; Year Built: 2000
 AD: Pamela Samuelson
 SID: Jim Miller

SYRACUSE

Syracuse, NY 13244.....IAA

Coach: Greg Robinson, Pacific 1975
 Record: 1 Year, 1-10-0

2005 RESULTS (1-10)

| | |
|-------------------|----|
| 7 West Virginia ■ | 15 |
| 31 Buffalo ■ | 0 |
| 24 Virginia ■ | 27 |
| 14 Florida St. | 38 |
| 7 Connecticut | 26 |
| 9 Rutgers ■ | 31 |
| 17 Pittsburgh | 34 |
| 16 Cincinnati ■ | 22 |
| 0 South Fla. ■ | 27 |
| 10 Notre Dame | 34 |
| 17 Louisville | 41 |

Nickname: Orange
 Colors: Orange
 Stadium: Carrier Dome
 Capacity: 49,550; Year Built: 1980
 AD: Daryl J. Gross
 SID: Sue Cornelius Edson

TARLETON ST.

Stephenville, TX 76402.....ll

Coach: Sam McElroy, Texas St. 1985
 Record: 1 Year, 7-3-0

2005 RESULTS (7-3)

| | |
|------------------------|----|
| 17 Tex. A&M-Commerce | 7 |
| 45 Western N.M. ■ | 21 |
| 34 Northeastern St. ■ | 25 |
| 16 Southwestern Okla. | 9 |
| 21 Tex. A&M-Kingsville | 24 |
| 37 Midwestern St. ■ | 7 |
| 34 Eastern N.M. | 27 |
| 7 Abilene Christian ■ | 18 |
| 30 Angelo St. | 17 |
| 26 West Tex. A&M ■ | 30 |

Nickname: Texans
 Colors: Purple & White
 Stadium: Memorial
 Capacity: 7,000; Year Built: 1976
 AD: Lonn Reisman
 SID: Joey Roberts

TEMPLE

Philadelphia, PA 19122.....IAA

Coach: Bobby Wallace, Mississippi St. 1976
 Record: 18 Years, 101-107-1

2005 RESULTS (0-11)

| | |
|--------------------|----|
| 16 Arizona St. | 63 |
| 0 Wisconsin | 65 |
| 17 Toledo ■ | 42 |
| 16 Western Mich. ■ | 19 |
| 7 Bowling Green | 70 |
| 7 Maryland ■ | 38 |
| 3 Miami (Fla.) ■ | 34 |
| 7 Clemson | 37 |
| 14 Miami (Ohio) ■ | 41 |
| 3 Virginia | 51 |
| 17 Navy | 38 |

Nickname: Owls
 Colors: Cherry & White
 Stadium: Lincoln Financial Field
 Capacity: 66,592; Year Built: 2003
 AD: William Bradshaw
 SID: Kevin Lorincz

TENNESSEE

Knoxville, TN 37996.....IAA

Coach: Phillip Fulmer, Tennessee 1972
 Record: 14 Years, 128-37-0

2005 RESULTS (5-6)

| | |
|---------------------|----|
| 17 UAB ■ | 10 |
| 7 Florida | 16 |
| 30 LSU | 27 |
| 27 Mississippi ■ | 10 |
| 14 Georgia ■ | 27 |
| 3 Alabama | 6 |
| 15 South Carolina ■ | 16 |
| 21 Notre Dame | 41 |
| 20 Memphis ■ | 16 |
| 24 Vanderbilt ■ | 28 |
| 27 Kentucky | 8 |

Nickname: Volunteers
 Colors: Orange & White
 Stadium: Neyland
 Capacity: 104,079; Year Built: 1921
 AD: Michael Hamilton
 SID: Bud Ford

TENNESSEE ST.

Nashville, TN 37209-1561.....IAA

Coach: James Webster, North Carolina 1972
 Record: 1 Year, 2-9-0

2005 RESULTS (2-9)

| | |
|----------------------|----|
| 3 Eastern Ill. ■ | 27 |
| 0 Eastern Ky. ■ | 49 |
| 14 Alabama A&M ■ | 27 |
| 20 Jackson St. * | 14 |
| 20 Tenn.-Martin | 42 |
| 7 Florida A&M * | 12 |
| 3 N.C. A&T * | 16 |
| 31 Tennessee Tech | 20 |
| 3 Jacksonville St. ■ | 33 |
| 11 Samford | 31 |
| 24 Southeast Mo. St. | 32 |

Nickname: Tigers
 Colors: Blue & White
 Stadium: The Coliseum
 Capacity: 67,500; Year Built: 1999
 AD: Teresa Phillips
 SID: Lee Wilmot

TENNESSEE TECH

Cookeville, TN 38505-0001.....IAA

Coach: Mike Hennigan, Tennessee Tech 1973
 Record: 10 Years, 52-57-0

2005 RESULTS (4-7)

| | |
|----------------|----|
| 23 Chattanooga | 30 |
| 52 Lambuth ■ | 10 |

| | | |
|----|---------------------|----|
| 3 | Northern Ill. | 42 |
| 3 | Eastern Ky. | 52 |
| 42 | Murray St. ■ | 21 |
| 16 | Tenn.-Martin | 46 |
| 20 | Tennessee St. ■ | 31 |
| 17 | Jacksonville St. | 43 |
| 42 | Samford ■ | 21 |
| 20 | Eastern Ill. | 31 |
| 31 | Southeast Mo. St. ■ | 24 |

Nickname: Golden Eagles
 Colors: Purple & Gold
 Stadium: Tucker
 Capacity: 16,500; Year Built: 1966
 AD: Mark Wilson
 SID: Rob Schabert

TENN.-MARTIN

Martin, TN 38238-5021IAA

Coach: Matt Griffin, New Hampshire 1992
 Record: 3 Years, 10-24-0

2005 RESULTS (6-5)

| | | |
|----|---------------------|----|
| 35 | Central Ark. ■ | 34 |
| 7 | Arkansas St. | 56 |
| 42 | Tennessee St. ■ | 20 |
| 31 | Gardner-Webb | 28 |
| 46 | Tennessee Tech ■ | 16 |
| 17 | Jacksonville St. | 37 |
| 22 | Samford ■ | 30 |
| 7 | Eastern Ill. | 26 |
| 24 | Southeast Mo. St. ■ | 21 |
| 17 | Eastern Ky. | 31 |
| 49 | Murray St. ■ | 20 |

Nickname: Skyhawks
 Colors: Blue & Orange
 Stadium: Skyhawk
 Capacity: 7,500; Year Built: 1964
 AD: Phil Dane
 SID: Joe Lofaro

TEXAS

Austin, TX 78712IAA

Coach: Mack Brown, Florida St. 1974
 Record: 22 Years, 169-93-1

2005 RESULTS (13-0)

| | | |
|----|-----------------------|----|
| 60 | La.-Lafayette ■ | 3 |
| 25 | Ohio St. | 22 |
| 51 | Rice ■ | 10 |
| 51 | Missouri | 20 |
| 45 | Oklahoma * | 12 |
| 42 | Colorado ■ | 17 |
| 52 | Texas Tech ■ | 17 |
| 47 | Oklahoma St. | 28 |
| 62 | Baylor | 0 |
| 66 | Kansas ■ | 14 |
| 40 | Texas A&M | 29 |
| 70 | Colorado * | 3 |
| 41 | Southern California * | 38 |

Nickname: Longhorns
 Colors: Burnt Orange & White
 Stadium: Royal-Texas Memorial
 Capacity: 80,082; Year Built: 1924
 AD: DeLoss Dodds
 SID: John Bianco

UTEP

El Paso, TX 79968IAA

Coach: Mike Price, Puget Sound 1969
 Record: 24 Years, 145-130-0

2005 RESULTS (8-4)

| | | |
|----|----------------|----|
| 34 | New Mexico St. | 17 |
| 44 | Houston ■ | 41 |
| 21 | New Mexico ■ | 13 |
| 20 | Memphis | 27 |
| 45 | Tulane | 21 |
| 31 | Marshall ■ | 3 |

| | | |
|----|------------------|----|
| 38 | Rice | 31 |
| 41 | Tulsa ■ | 38 |
| 45 | Texas Southern ■ | 0 |
| 23 | UAB ■ | 35 |
| 27 | SMU | 40 |
| 13 | Toledo * | 45 |

Nickname: Miners
 Colors: Dark Blue, Orange & Silver
 Stadium: Sun Bowl
 Capacity: 52,000; Year Built: 1963
 AD: Bob Stull
 SID: Jeff Darby

TEXAS A&M

College Station, TX 77843-1228IAA

Coach: Dennis Franchione, Pittsburg St. 1973
 Record: 23 Years, 171-92-2

2005 RESULTS (5-6)

| | | |
|----|----------------|----|
| 24 | Clemson | 25 |
| 66 | SMU ■ | 8 |
| 44 | Texas St. ■ | 31 |
| 16 | Baylor ■ | 13 |
| 20 | Colorado | 41 |
| 62 | Oklahoma St. ■ | 23 |
| 30 | Kansas St. | 28 |
| 14 | Iowa St. ■ | 42 |
| 17 | Texas Tech | 56 |
| 30 | Oklahoma | 36 |
| 29 | Texas ■ | 40 |

Nickname: Aggies
 Colors: Maroon & White
 Stadium: Kyle Field
 Capacity: 82,600; Year Built: 1927
 AD: C. William Byrne Jr.
 SID: Alan Cannon

TEX. A&M-COMMERCE

Commerce, TX 75428II

Coach: Scotty Conley, Tex.-A&M Commerce 1970
 Record: 2 Years, 9-11-0

2005 RESULTS (5-5)

| | | |
|----|--------------------|----|
| 7 | Southern Ark. | 14 |
| 7 | Tarleton St. ■ | 17 |
| 27 | Midwestern St. ■ | 25 |
| 18 | Abilene Christian | 27 |
| 17 | Central Okla. ■ | 3 |
| 35 | East Central | 28 |
| 23 | Southeastern Okla. | 24 |
| 31 | Northeastern St. ■ | 10 |
| 17 | West Tex. A&M ■ | 19 |
| 37 | Southwestern Okla. | 16 |

Nickname: Lions
 Colors: Blue & Gold
 Stadium: Memorial
 Capacity: 10,000; Year Built: 1950
 AD: James Johnson
 SID: Bill Powers

TEX. A&M-KINGSVILLE

Kingsville, TX 78363II

Coach: Richard Cundiff, Lincoln Memorial 1973
 Record: 6 Years, 49-20-0

2005 RESULTS (6-4)

| | | |
|----|--------------------|----|
| 60 | Texas Col. ■ | 6 |
| 40 | Northeastern St. ■ | 14 |
| 28 | East Central | 0 |
| 20 | West Tex. A&M | 28 |
| 24 | Tarleton St. ■ | 21 |
| 41 | Central Okla. | 38 |
| 14 | Midwestern St. | 41 |
| 26 | Eastern N.M. ■ | 14 |
| 3 | Abilene Christian | 19 |
| 51 | Angelo St. ■ | 54 |

Nickname: Javelinas
 Colors: Blue & Gold

Stadium: Javelina
 Capacity: 15,000; Year Built: 1950
 AD: Jill Willson
 SID: Derek Smolik

TCU

Fort Worth, TX 76129-0001IAA

Coach: Gary Patterson, Kansas St. 1983
 Record: 6 Years, 43-18-0

2005 RESULTS (11-1)

| | | |
|----|----------------|----|
| 17 | Oklahoma | 10 |
| 10 | SMU | 21 |
| 23 | Utah ■ | 20 |
| 51 | Brigham Young | 50 |
| 49 | New Mexico ■ | 28 |
| 28 | Wyoming | 14 |
| 38 | Army ■ | 17 |
| 48 | Air Force | 10 |
| 23 | San Diego St. | 20 |
| 33 | Colorado St. ■ | 6 |
| 51 | UNLV ■ | 3 |
| 27 | Iowa St. * | 24 |

Nickname: Horned Frogs
 Colors: Purple & White
 Stadium: Amon G. Carter
 Capacity: 44,008; Year Built: 1929
 AD: Danny Morrison
 SID: Mark Cohen

TEXAS LUTHERAN

Seguin, TX 78155-5999III

Coach: Tom Mueller, Concordia (Neb.) 1968
 Record: 4 Years, 16-24-0

2005 RESULTS (5-5)

| | | |
|----|--------------------|----|
| 23 | Trinity (Tex.) | 31 |
| 21 | Mary Hardin-Baylor | 28 |
| 41 | McMurry ■ | 20 |
| 42 | Austin | 9 |
| 16 | East Tex. Baptist | 17 |
| 44 | Louisiana Col. ■ | 41 |
| 27 | Mississippi Col. | 22 |
| 14 | Howard Payne ■ | 21 |
| 28 | Sul Ross St. | 29 |
| 32 | Hardin-Simmons ■ | 27 |

Nickname: Bulldogs
 Colors: Black & Gold
 Stadium: Matador
 Capacity: 9,000; Year Built: 1959
 AD: Bill Miller
 SID: Tim Clark

TEXAS SOUTHERN

Houston, TX 77004IAA

Coach: Steve Wilson, Howard 1979
 Record: 5 Years, 11-44-0

2005 RESULTS (1-10)

| | | |
|----|-------------------|----|
| 15 | Alabama St. ■ | 27 |
| 21 | Jackson St. | 24 |
| 28 | McNeese St. * | 46 |
| 22 | Alcorn St. ■ | 29 |
| 28 | Mississippi Val. | 35 |
| 21 | Grambling | 58 |
| 20 | Southern U. ■ | 44 |
| 0 | UTEP | 45 |
| 23 | Ark.-Pine Bluff ■ | 40 |
| 17 | Alabama A&M | 7 |
| 27 | Prairie View ■ | 30 |

Nickname: Tigers
 Colors: Maroon & Gray
 Stadium: Robertson
 Capacity: 22,000; Year Built: 1965
 AD: Alois Blackwell
 SID: Rodney Bush

TEXAS ST.

San Marcos, TX 78666-4615IAA

Coach: David Bailiff, Texas St. 1981
Record: 2 Years, 16-9-0

2005 RESULTS (11-3)

| | |
|-----------------------|----|
| 32 Delta St. ■ | 25 |
| 34 Southern Utah ■ | 0 |
| 31 Texas A&M | 44 |
| 42 South Dakota St. ■ | 12 |
| 30 Southeastern La. | 15 |
| 75 Okla. Panhandle ■ | 7 |
| 31 Northwestern St. ■ | 16 |
| 29 Nicholls St. | 32 |
| 49 McNeese St. ■ | 7 |
| 38 Stephen F. Austin | 21 |
| 26 Sam Houston St. ■ | 23 |
| 50 Ga. Southern ■ | 35 |
| 14 Cal Poly ■ | 7 |
| 37 UNI ■ | 40 |

Nickname: Bobcats
Colors: Maroon & Gold
Stadium: Bobcat
Capacity: 15,218; Year Built: 1981
AD: Larry Teis
SID: Ron Mears

TEXAS TECH

Lubbock, TX 79409-3021IA

Coach: Mike Leach, Brigham Young 1983
Record: 6 Years, 48-28-0

2005 RESULTS (9-3)

| | |
|----------------------|----|
| 56 Florida Int'l ■ | 3 |
| 80 Sam Houston St. ■ | 21 |
| 63 Indiana St. ■ | 7 |
| 30 Kansas ■ | 17 |
| 34 Nebraska | 31 |
| 59 Kansas St. ■ | 20 |
| 17 Texas | 52 |
| 28 Baylor | 0 |
| 56 Texas A&M ■ | 17 |
| 17 Oklahoma St. | 24 |
| 23 Oklahoma ■ | 21 |
| 10 Alabama * | 13 |

Nickname: Red Raiders
Colors: Scarlet & Black
Stadium: Jones AT&T Stadium
Capacity: 52,882; Year Built: 1947
AD: Gerald L. Myers
SID: Chris Cook

THIEL

Greenville, PA 16125III

Coach: Jack Leipheimer, Thiel 1974
Record: 5 Years, 26-26-0

2005 RESULTS (11-1)

| | |
|------------------------|----|
| 39 Ohio Wesleyan ■ | 36 |
| 42 Bluffton | 0 |
| 41 Bethany (W.V.) ■ | 7 |
| 38 Wash. & Jeff | 35 |
| 30 Grove City ■ | 0 |
| 35 Waynesburg | 28 |
| 34 Westminster (Pa.) | 0 |
| 24 Thomas More ■ | 14 |
| 21 Buffalo St. ■ | 3 |
| 50 Carnegie Mellon | 48 |
| 28 Johns Hopkins ■ | 3 |
| 13 Bridgewater (Va.) ■ | 24 |

Nickname: Tomcats
Colors: Navy Blue & Old Gold
Stadium: Alumni
Capacity: 1,400; Year Built: 2001
AD: Joe Schaly
SID: Kevin M. Fenstermacher

THOMAS MORE

Crestview Hills, KY 41017-3495III

Coach: Mike Hallett, Mount Union 1994
Record: 2 Years, 9-11-0

2005 RESULTS (5-5)

| | |
|----------------------|----|
| 7 Hanover * | 12 |
| 33 Bethany (W.V.) | 15 |
| 15 Grove City ■ | 7 |
| 17 Westminster (Pa.) | 3 |
| 13 Waynesburg ■ | 7 |
| 6 Frostburg St. ■ | 23 |
| 38 Anderson (Ind.) | 14 |
| 14 Thiel | 24 |
| 14 Wash. & Jeff. ■ | 32 |
| 7 Mt. St. Joseph | 31 |

Nickname: Saints
Colors: Royal Blue, White & Silver
Stadium: Thomas More
Capacity: 3,000; Year Built: 1999
AD: Terry Connor
SID: J. Ameer Rasheed

TIFFIN

Tiffin, OH 44883-2161II

Coach: Nathan Cole, Tiffin 1995
Record: 3 Years, 17-15-0

2005 RESULTS (6-5)

| | |
|-------------------------|----|
| 10 Findlay | 31 |
| 0 Dayton ■ | 38 |
| 30 Butler ■ | 7 |
| 7 Edinboro | 42 |
| 56 Alma ■ | 23 |
| 31 Central St. (Ohio) ■ | 0 |
| 72 Seton Hill | 0 |
| 7 St. Joseph's (Ind.) | 28 |
| 7 Hillsdale ■ | 24 |
| 17 Morehead St. | 14 |
| 30 Gannon ■ | 23 |

Nickname: Dragons
Colors: Green & Gold
Stadium: Frost-Kalnow
Capacity: 4,500
AD: Ian S. Day
SID: Shane O'Donnell

TOLEDO

Toledo, OH 43606IA

Coach: Tom Amstutz, Toledo 1977
Record: 5 Years, 44-18-0

2005 RESULTS (9-3)

| | |
|--------------------|----|
| 62 Western Ill. ■ | 14 |
| 56 Western Mich. ■ | 23 |
| 42 Temple | 17 |
| 14 Fresno St. ■ | 44 |
| 30 Eastern Mich. ■ | 3 |
| 34 Ball St. | 14 |
| 38 Buffalo ■ | 15 |
| 17 Central Mich. | 21 |
| 30 Ohio | 21 |
| 17 Northern Ill. ■ | 35 |
| 44 Bowling Green | 41 |
| 45 UTEP * | 13 |

Nickname: Rockets
Colors: Blue & Gold
Stadium: Glass Bowl
Capacity: 26,248; Year Built: 1937
AD: Michael E. O'Brien
SID: Paul Helgren

TOWSON

Towson, MD 21252-0001IAA

Coach: Gordy Combs, Towson 1972
Record: 14 Years, 79-69-0

2005 RESULTS (6-5)

| | |
|-----------------|----|
| 29 Morgan St. ■ | 26 |
| 70 Lock Haven ■ | 0 |

| | |
|--------------------|----|
| 21 New Hampshire ■ | 62 |
| 41 Northeastern | 56 |
| 35 Delaware ■ | 31 |
| 23 Rhode Island | 14 |
| 38 Liberty | 17 |
| 13 William & Mary | 44 |
| 40 Villanova ■ | 19 |
| 21 Richmond ■ | 48 |
| 14 James Madison | 55 |

Nickname: Tigers
Colors: Gold, White & Black
Stadium: Johnny Unitas
Capacity: 11,198; Year Built: 2002
AD: R. Wayne Edwards
SID: Peter Schlehr

TRINITY (CONN.)

Hartford, CT 06106III

Coach: Charles Priore, Albany (N.Y.) 1982
Record: 6 Years, 39-9-0

2005 RESULTS (8-0)

| | |
|-----------------------|----|
| 47 Bates | 0 |
| 34 Williams ■ | 6 |
| 58 Hamilton ■ | 0 |
| 7 Tufts | 0 |
| 23 Bowdoin ■ | 3 |
| 14 Middlebury | 0 |
| 30 Amherst | 20 |
| 63 Wesleyan (Conn.) ■ | 7 |

Nickname: Bantams
Colors: Blue & Gold
Stadium: Jessee Field
Capacity: 7,000; Year Built: 1900
AD: Richard J. Hazelton
SID: Dave Kingsley

TRINITY (TEX.)

San Antonio, TX 78212-7200III

Coach: Steve Mohr, Denison 1976
Record: 16 Years, 128-50-0

2005 RESULTS (9-1)

| | |
|------------------------|----|
| 14 Austin | 3 |
| 31 Texas Lutheran ■ | 23 |
| 28 Redlands | 25 |
| 24 Rose-Hulman | 6 |
| 15 Huntingdon ■ | 10 |
| 45 Centre ■ | 7 |
| 34 Rhodes | 6 |
| 17 Sewanee | 3 |
| 41 Millsaps ■ | 0 |
| 6 Mary Hardin-Baylor ■ | 35 |

Nickname: Tigers
Colors: Maroon & White
Stadium: E.M. Stevens
Capacity: 3,500; Year Built: 1972
AD: Robert C. King
SID: Justin Parker

TROY

Troy, AL 36082IA

Coach: Larry Blakeney, Auburn 1970
Record: 15 Years, 119-60-1

2005 RESULTS (4-7)

| | |
|--------------------|----|
| 27 Cal Poly ■ | 10 |
| 7 UAB ■ | 27 |
| 21 Missouri | 52 |
| 20 South Carolina | 45 |
| 13 North Texas | 10 |
| 3 La.-Monroe | 27 |
| 18 Florida Int'l ■ | 13 |
| 28 La.-Lafayette | 31 |
| 28 Fla. Atlantic ■ | 14 |
| 3 Arkansas St. | 9 |
| 7 Middle Tenn. ■ | 17 |

Nickname: Trojans
 Colors: Cardinal, Silver & Black
 Stadium: Movie Gallery Veterans
 Capacity: 30,000; Year Built: 1950
 AD: Steve Dennis
 SID: Ricky Hazel

TRUMAN

Kirkville, MO 63501-4221II

Coach: Shannon Currier, Hamline 1994
 Record: 6 Years, 36-30-0

2005 RESULTS (2-9)

| | |
|----------------------|----|
| 21 Winona St. ■ | 16 |
| 24 South Dakota | 63 |
| 0 Northwest Mo. St. | 17 |
| 17 Central Mo. St. | 69 |
| 2 Mo. Western St. ■ | 24 |
| 17 Mo. Southern St. | 41 |
| 12 Emporia St. ■ | 41 |
| 14 Washburn | 21 |
| 14 Pittsburg St. ■ | 66 |
| 36 Southwest Baptist | 38 |
| 49 Okla. Panhandle | 17 |

Nickname: Bulldogs
 Colors: Purple & White
 Stadium: Stokes
 Capacity: 4,000; Year Built: 1962
 AD: Jerry Wollmering
 SID: Daniel Newton

TUFTS

Medford, MA 02155III

Coach: Bill Samko, Connecticut 1973
 Record: 19 Years, 76-82-1

2005 RESULTS (2-6)

| | |
|---------------------|----|
| 16 Wesleyan (Conn.) | 6 |
| 34 Bates | 7 |
| 8 Bowdoin ■ | 10 |
| 0 Trinity (Conn.) ■ | 7 |
| 13 Williams | 37 |
| 6 Amherst ■ | 37 |
| 16 Colby | 28 |
| 16 Middlebury ■ | 21 |

Nickname: Jumbos
 Colors: Brown & Blue
 Stadium: Ellis Oval
 Capacity: 6,000; Year Built: 1923
 AD: Bill Gehling
 SID: Paul Sweeney

TULANE

New Orleans, LA 70118-0000IA

Coach: Chris Scelfo, La.-Monroe 1985
 Record: 8 Years, 33-49-0

2005 RESULTS (2-9)

| | |
|-----------------------|----|
| 14 Mississippi St. ■ | 21 |
| 31 SMU | 10 |
| 28 Southeastern La. ■ | 21 |
| 14 Houston ■ | 35 |
| 21 UTEP ■ | 45 |
| 24 UCF | 34 |
| 26 Marshall ■ | 27 |
| 21 Navy | 49 |
| 34 Rice | 42 |
| 14 Tulsa ■ | 38 |
| 7 Southern Miss. | 26 |

Nickname: Green Wave
 Colors: Olive Green & Sky Blue
 Stadium: Superdome
 Capacity: 69,767; Year Built: 1975
 AD: Rick Dickson
 SID: Donna Turner

TULSA

Tulsa, OK 74104-3189IA

Coach: Steve Kragthorpe, West Tex. A&M 1988
 Record: 3 Years, 21-17-0

2005 RESULTS (9-4)

| | |
|-------------------|----|
| 10 Minnesota ■ | 41 |
| 15 Oklahoma | 31 |
| 54 North Texas | 2 |
| 37 Memphis ■ | 31 |
| 23 Houston ■ | 30 |
| 34 Southern Miss. | 17 |
| 41 Rice | 21 |
| 20 SMU ■ | 13 |
| 38 UTEP | 41 |
| 45 East Caro. ■ | 13 |
| 38 Tulane | 14 |
| 44 UCF | 27 |
| 31 Fresno St. * | 24 |

Nickname: Golden Hurricane
 Colors: Old Gold, Royal Blue & Crimson
 Stadium: Skelly
 Capacity: 35,542; Year Built: 1930
 AD: Lawrence R. Cunningham
 SID: Don Tomkalski

TUSCULUM

Greeneville, TN 37743II

Coach: Frankie DeBusk, Furman 1991
 Record: 8 Years, 47-38-0

2005 RESULTS (3-7)

| | |
|-------------------|----|
| 21 Concord ■ | 0 |
| 7 North Ala. | 33 |
| 20 Miles | 14 |
| 7 Wingate ■ | 10 |
| 3 Presbyterian | 26 |
| 15 Newberry ■ | 20 |
| 0 Carson-Newman ■ | 38 |
| 20 Catawba | 28 |
| 7 Lenoir-Rhyne | 21 |
| 43 Mars Hill ■ | 28 |

Nickname: Pioneers
 Colors: Black & Orange
 Stadium: Pioneer Field
 Capacity: 3,500; Year Built: 1991
 AD: Ed Hoffmeyer
 SID: Dom Donnelly

TUSKEGEE

Tuskegee, AL 36088II

Coach: Rick Comegy, Millersville 1976
 Record: 14 Years, 108-51-0

2005 RESULTS (11-1)

| | |
|----------------------|----|
| 32 Stillman ■ | 20 |
| 36 Miles | 7 |
| 31 Benedict | 16 |
| 13 Ark.-Pine Bluff * | 9 |
| 21 Albany St. (Ga.) | 31 |
| 24 Morehouse * | 24 |
| 27 Fort Valley St. ■ | 14 |
| 56 Lane | 6 |
| 33 Clark Atlanta ■ | 0 |
| 31 Kentucky St. ■ | 13 |
| 28 Alabama St. | 27 |
| 28 Bowie St. * | 26 |

Nickname: Golden Tigers
 Colors: Crimson & Old Gold
 Stadium: Abbott
 Capacity: 10,000; Year Built: 1925
 AD: Rick Comegy
 SID: Arnold Houston

UCLA

Los Angeles, CA 90095-1405IA

Coach: Karl Dorrell, UCLA 1987
 Record: 3 Years, 22-15-0

2005 RESULTS (10-2)

| | |
|------------------------|----|
| 44 San Diego St. | 21 |
| 63 Rice ■ | 21 |
| 41 Oklahoma ■ | 24 |
| 21 Washington ■ | 17 |
| 47 California ■ | 40 |
| 44 Washington St. | 41 |
| 51 Oregon St. ■ | 28 |
| 30 Stanford | 27 |
| 14 Arizona | 52 |
| 45 Arizona St. ■ | 35 |
| 19 Southern California | 66 |
| 50 Northwestern * | 38 |

Nickname: Bruins
 Colors: Blue & Gold
 Stadium: Rose Bowl
 Capacity: 91,500; Year Built: 1922
 AD: Daniel G. Guerrero
 SID: Marc Dellins

UNION (N.Y.)

Schenectady, NY 12308III

Coach: John Audino, Notre Dame 1975
 Record: 16 Years, 116-46-0

2005 RESULTS (11-1)

| | |
|--------------------|----|
| 35 Springfield ■ | 7 |
| 22 Muhlenberg | 14 |
| 41 Rochester | 28 |
| 23 Merchant Marine | 17 |
| 31 WPI ■ | 3 |
| 14 Frank. & Marsh. | 10 |
| 7 Coast Guard ■ | 0 |
| 40 St. Lawrence | 21 |
| 28 Hobart ■ | 18 |
| 49 Rensselaer ■ | 42 |
| 55 Ithaca ■ | 41 |
| 24 Rowan ■ | 28 |

Nickname: Dutchmen
 Colors: Garnet
 Stadium: Frank Bailey Field
 Capacity: 2,000; Year Built: 1981
 AD: James McLaughlin
 SID: Eric McDowell

UPPER IOWA

Fayette, IA 52142II

Coach: Mike Knoll, Mo. Western St. 1974
 Record: 5 Years, 7-48-0

2005 RESULTS (3-8)

| | |
|--------------------------|----|
| 18 Mo.-Rolla | 26 |
| 14 Wis.-Stout | 49 |
| 27 Minn.-Crookston | 7 |
| 14 Southwest Minn. St. ■ | 30 |
| 7 Minn. Duluth ■ | 18 |
| 7 St. Joseph's (Ind.) | 13 |
| 21 Waldorf | 3 |
| 0 Minn. St. Mankato ■ | 38 |
| 17 South Dakota | 63 |
| 30 Northwestern Okla. ■ | 29 |
| 6 Augustana (S.D.) ■ | 54 |

Nickname: Peacocks
 Colors: Peacock Blue & White
 Stadium: Eischeid
 Capacity: 3,500; Year Built: 1993
 AD: Gil Cloud
 SID: Brian Thiessen

URSINUS

Collegedale, PA 19426-1000III

Coach: Peter Gallagher, West Va. Wesleyan 1993
Record: 6 Years, 24-37-0

2005 RESULTS (4-6)

| | | |
|----|-------------------|---------|
| 16 | Susquehanna |24 |
| 33 | Albright ■ |34 |
| 13 | La Salle |12 |
| 20 | McDaniel |28 |
| 14 | Apprentice ■ |13 |
| 14 | Muhlenberg ■ |21 |
| 16 | Gettysburg ■ |13 |
| 21 | Johns Hopkins |17 |
| 17 | Frank. & Marsh. ■ |19 |
| 27 | Dickinson |46 |

Nickname: Bears
Colors: Red, Old Gold & Black
Stadium: Patterson Field
Capacity: 2,500; Year Built: 1923
AD: Brian Thomas
SID: Jill Yamma

UTAH

Salt Lake City, UT 84112-9008I-A

Coach: Kyle Whittingham, Brigham Young 1984
Record: 1 Year, 7-5-0

2005 RESULTS (7-5)

| | | |
|----|-----------------|---------|
| 27 | Arizona ■ |24 |
| 31 | Utah St. ■ |7 |
| 20 | TCU |23 |
| 38 | Air Force ■ |35 |
| 17 | North Carolina |31 |
| 17 | Colorado St. |21 |
| 19 | San Diego St. ■ |28 |
| 42 | UNLV |32 |
| 43 | Wyoming ■ |13 |
| 27 | New Mexico ■ |31 |
| 41 | Brigham Young |34 |
| 38 | Georgia Tech * |10 |

Nickname: Utes
Colors: Crimson & White
Stadium: Rice-Eccles
Capacity: 45,634; Year Built: 1927
AD: Christopher Hill
SID: Liz Abel

UTAH ST.

Logan, UT 84322-7400I-A

Coach: Brent Guy, Oklahoma St. 1983
Record: 1 Year, 3-8-0

2005 RESULTS (3-8)

| | | |
|----|------------------|---------|
| 7 | Utah |31 |
| 31 | UNLV ■ |24 |
| 13 | Idaho |27 |
| 24 | San Jose St. ■ |17 |
| 21 | Fresno St. |53 |
| 21 | Boise St. ■ |45 |
| 3 | Alabama |35 |
| 17 | Louisiana Tech ■ |27 |
| 23 | Hawaii |50 |
| 24 | Nevada ■ |30 |
| 24 | New Mexico St. |21 |

Nickname: Aggies
Colors: Navy Blue & White
Stadium: E.L. Romney
Capacity: 30,257; Year Built: 1968
AD: Randy Spetman
SID: Mike Strauss

UTICA

Utica, NY 13502-4892III

Coach: Mike Kemp, Gust. Adolphus 1975
Record: 8 Years, 30-47-0

2005 RESULTS (6-4)

| | | |
|----|-----------------|---------|
| 28 | Becker ■ |8 |
| 23 | Husson ■ |6 |
| 10 | Rensselaer |41 |
| 34 | Springfield ■ |33 |
| 42 | Mount Ida |12 |
| 18 | Alfred |38 |
| 0 | Ithaca ■ |37 |
| 2 | St. John Fisher |43 |
| 27 | Norwich |20 |
| 42 | Hartwick ■ |40 |

Nickname: Pioneers
Colors: Navy Blue & Burnt Orange
Stadium: Charles A. Gaetano
Capacity: 1,200; Year Built: 2001
AD: James A. Spartano
SID: Ryan Hyland

VALDOSTA ST.

Valdosta, GA 31698II

Coach: Chris Hatcher, Valdosta St. 1995
Record: 6 Years, 68-10-0

2005 RESULTS (9-3)

| | | |
|----|--------------------|---------|
| 32 | Fort Valley St. * |10 |
| 24 | Albany St. (Ga.) ■ |9 |
| 52 | Ouachita Baptist ■ |20 |
| 13 | Harding |16 |
| 12 | Central Ark. ■ |7 |
| 24 | Delta St. |23 |
| 52 | Henderson St. ■ |12 |
| 31 | West Ala. |19 |
| 26 | North Ala. ■ |23 |
| 44 | Southern Ark. |41 |
| 15 | West Ga. ■ |29 |
| 13 | North Ala. ■ |40 |

Nickname: Blazers
Colors: Red & Black
Stadium: Cleveland Field
Capacity: 10,500; Year Built: 2004
AD: Herb F. Reinhard III
SID: To be named

VALPARAISO

Valparaiso, IN 46383-6493I-AA

Coach: Stacy Adams, Northwest Mo. St. 1990
Record: 1 Year, 3-8-0

2005 RESULTS (3-8)

| | | |
|----|-----------------------|---------|
| 17 | Wis. Lutheran |3 |
| 6 | South Dakota St. |69 |
| 7 | Morehead St. ■ |48 |
| 17 | Davidson ■ |48 |
| 20 | Austin Peay |30 |
| 21 | St. Joseph's (Ind.) ■ |34 |
| 34 | Butler |21 |
| 7 | Dayton |52 |
| 21 | San Diego ■ |63 |
| 24 | Drake ■ |49 |
| 13 | Aurora |7 |

Nickname: Crusaders
Colors: Brown & Gold
Stadium: Brown Field
Capacity: 5,000; Year Built: 1947
AD: Mark LaBarbera
SID: Bill Rogers

VANDERBILT

Nashville, TN 37212I-A

Coach: Bobby Johnson, Clemson 1973
Record: 12 Years, 71-71-0

2005 RESULTS (5-6)

| | | |
|----|----------------|---------|
| 24 | Wake Forest |20 |
| 28 | Arkansas |24 |
| 31 | Mississippi ■ |23 |
| 37 | Richmond ■ |13 |
| 15 | Middle Tenn. ■ |17 |
| 6 | LSU ■ |34 |
| 17 | Georgia ■ |34 |
| 28 | South Carolina |35 |
| 42 | Florida |49 |
| 43 | Kentucky ■ |48 |
| 28 | Tennessee |24 |

Nickname: Commodores
Colors: Black & Gold
Stadium: Vanderbilt
Capacity: 39,773; Year Built: 1981
AD: David Williams II
SID: Rod Williamson

VILLANOVA

Villanova, PA 19085-1674I-AA

Coach: Andy Talley, Southern Conn. St. 1967
Record: 26 Years, 169-107-2

2005 RESULTS (4-7)

| | | |
|----|------------------|---------|
| 6 | Rutgers |38 |
| 38 | Northeastern ■ |20 |
| 28 | Penn ■ |24 |
| 17 | New Hampshire |45 |
| 20 | Richmond |38 |
| 38 | Bucknell |10 |
| 30 | Rhode Island ■ |48 |
| 35 | William & Mary ■ |21 |
| 19 | Towson |40 |
| 13 | James Madison |28 |
| 13 | Delaware ■ |38 |

Nickname: Wildcats
Colors: Blue & White
Stadium: Villanova
Capacity: 12,000; Year Built: 1927
AD: Vincent Nicasastro
SID: Dean Kenefick

VIRGINIA

Charlottesville, VA 22904-4821I-A

Coach: Al Groh, Virginia 1967
Record: 11 Years, 63-66-0

2005 RESULTS (7-5)

| | | |
|----|-----------------|---------|
| 31 | Western Mich. ■ |19 |
| 27 | Syracuse |24 |
| 38 | Duke ■ |7 |
| 33 | Maryland |45 |
| 17 | Boston College |28 |
| 26 | Florida St. ■ |21 |
| 5 | North Carolina |7 |
| 51 | Temple ■ |3 |
| 27 | Georgia Tech ■ |17 |
| 14 | Virginia Tech ■ |52 |
| 17 | Miami (Fla.) |25 |
| 34 | Minnesota * |31 |

Nickname: Cavaliers
Colors: Orange & Blue
Stadium: Smith/Harrison/Scott
Capacity: 61,500; Year Built: 1931
AD: Craig K. Littlepage
SID: Michael Colley

VMI

Lexington, VA 24450-0304IAA

Coach: Cal McCombs, Citadel 1967
Record: 7 Years, 20-59-0

2005 RESULTS (3-8)

| | |
|---------------------|----|
| 33 Davidson ■ | 0 |
| 7 William & Mary ■ | 41 |
| 14 Duke | 40 |
| 26 Lehigh ■ | 28 |
| 10 Liberty | 7 |
| 34 Charleston So. ■ | 12 |
| 23 Wofford | 38 |
| 52 Gardner-Webb ■ | 55 |
| 14 Coastal Caro. ■ | 38 |
| 3 Richmond | 38 |
| 14 Citadel ■ | 22 |

Nickname: Keydets
Colors: Red, White & Yellow
Stadium: Alumni Field
Capacity: 10,000; Year Built: 1962
AD: Donald T. White
SID: Wade Branner

VIRGINIA ST.

Petersburg, VA 23806-0001II

Coach: Andrew Faison, Virginia St. 1981
Record: 4 Years, 24-16-0

2005 RESULTS (6-4)

| | |
|-------------------------|----|
| 6 Shepherd | 24 |
| 34 Norfolk St. | 6 |
| 18 Catawba ■ | 37 |
| 14 St. Augustine's | 44 |
| 22 Fayetteville St. | 14 |
| 26 Elizabeth City St. ■ | 6 |
| 26 St. Paul's ■ | 20 |
| 48 Virginia Union ■ | 12 |
| 43 Shaw | 10 |
| 17 Bowie St. ■ | 27 |

Nickname: Trojans
Colors: Orange & Navy Blue
Stadium: Rogers
Capacity: 13,500; Year Built: 1950
AD: Peggy L. Davis
SID: Paul T. Williams

VIRGINIA TECH

Blacksburg, VA 24061IAA

Coach: Frank Beamer, Virginia Tech 1969
Record: 25 Years, 188-102-4

2005 RESULTS (11-2)

| | |
|-----------------------|----|
| 20 North Carolina St. | 16 |
| 45 Duke | 0 |
| 45 Ohio ■ | 0 |
| 51 Georgia Tech ■ | 7 |
| 34 West Virginia | 17 |
| 41 Marshall ■ | 14 |
| 28 Maryland | 9 |
| 30 Boston College ■ | 10 |
| 7 Miami (Fla.) ■ | 27 |
| 52 Virginia | 14 |
| 30 North Carolina ■ | 3 |
| 22 Florida St. | 27 |
| 35 Louisville * | 24 |

Nickname: Hokies
Colors: Burnt Orange & Chicago Maroon
Stadium: Lane
Capacity: 66,233; Year Built: 1965
AD: James C. Weaver
SID: Dave Smith

VIRGINIA UNION

Richmond, VA 23220-1790II

Coach: Arrington Jones, Virginia St. 1988
Record: 2 Years, 5-15-0

2005 RESULTS (3-7)

| | |
|-------------------------|----|
| 26 Fayetteville St. | 53 |
| 7 Newberry | 55 |
| 32 Livingstone | 15 |
| 15 Johnson C. Smith | 7 |
| 0 Winston-Salem ■ | 31 |
| 35 St. Paul's | 41 |
| 41 Shaw ■ | 48 |
| 12 Virginia St. | 48 |
| 14 Bowie St. ■ | 42 |
| 14 Elizabeth City St. ■ | 6 |

Nickname: Panthers
Colors: Steel & Maroon
Stadium: Hovey Field
Capacity: 10,000; Year Built: 1907
AD: Michael Bailey
SID: Jim Junot

WABASH

Crawfordsville, IN 47933III

Coach: Chris Creighton, Kenyon 1991
Record: 9 Years, 76-18-0

2005 RESULTS (11-1)

| | |
|-------------------------|----|
| 46 Kalamazoo ■ | 6 |
| 23 Washington-St. Louis | 7 |
| 50 Earlham ■ | 2 |
| 29 Ohio Wesleyan | 7 |
| 42 Oberlin ■ | 7 |
| 44 Wooster | 10 |
| 26 Wittenberg ■ | 20 |
| 27 Allegheny | 21 |
| 52 Denison ■ | 0 |
| 17 DePauw | 14 |
| 38 Albion ■ | 20 |
| 11 Capital ■ | 14 |

Nickname: Little Giants
Colors: Scarlet
Stadium: Hallett Little Giant
Capacity: 5,000; Year Built: 1967
AD: Vernon H. Mummert
SID: Brent Harris

WAGNER

Staten Island, NY 10301-4495IAA

Coach: Walt Hameline, Brockport St. 1975
Record: 25 Years, 175-86-2

2005 RESULTS (6-5)

| | |
|------------------------|----|
| 41 La Salle ■ | 27 |
| 14 Iona | 0 |
| 52 St. Peter's | 25 |
| 21 Marist ■ | 38 |
| 26 Sacred Heart ■ | 21 |
| 30 Robert Morris | 38 |
| 26 Monmouth | 20 |
| 34 Central Conn. St. ■ | 38 |
| 10 Albany (N.Y.) ■ | 38 |
| 10 Stony Brook | 28 |
| 23 St. Francis (Pa.) ■ | 21 |

Nickname: Seahawks
Colors: Green & White
Stadium: Wagner College
Capacity: 3,300; Year Built: 1997
AD: Walt Hameline
SID: Ben Shove

WAKE FOREST

Winston-Salem, NC 27109IAA

Coach: Jim Grobe, Virginia 1975
Record: 11 Years, 59-65-1

2005 RESULTS (4-7)

| | |
|-------------------------|----|
| 20 Vanderbilt ■ | 24 |
| 3 Nebraska | 31 |
| 44 East Caro. ■ | 34 |
| 12 Maryland ■ | 22 |
| 31 Clemson ■ | 27 |
| 24 Florida St. | 41 |
| 30 Boston College | 35 |
| 27 North Carolina St. ■ | 19 |
| 44 Duke | 6 |
| 17 Georgia Tech | 30 |
| 17 Miami (Fla.) ■ | 47 |

Nickname: Demon Deacons
Colors: Old Gold & Black
Stadium: Groves
Capacity: 31,500; Year Built: 1968
AD: Ronald D. Wellman
SID: Mike Vest

WARTBURG

Waverly, IA 50677-1003III

Coach: Rick Willis, Cornell College 1988
Record: 9 Years, 79-17-0

2005 RESULTS (7-3)

| | |
|---------------------|----|
| 7 Millikin | 34 |
| 29 Augsburg ■ | 26 |
| 21 Simpson ■ | 7 |
| 24 Luther | 33 |
| 38 Buena Vista ■ | 14 |
| 29 Dubuque | 15 |
| 17 Coe ■ | 14 |
| 14 Loras | 10 |
| 20 Central (Iowa) ■ | 37 |
| 26 Cornell College | 21 |

Nickname: Knights
Colors: Orange & Black
Stadium: Walston-Hoover
Capacity: 4,000; Year Built: 2001
AD: Rick Willis
SID: Mark Adkins

WASHBURN

Topeka, KS 66621II

Coach: Craig Schurig, Colorado Mines 1987
Record: 4 Years, 25-21-0

2005 RESULTS (9-3)

| | |
|------------------------|----|
| 28 Colorado Mines | 17 |
| 31 Western Wash. ■ | 21 |
| 42 Central Mo. St. ■ | 27 |
| 42 Central Wash. | 48 |
| 56 Southwest Baptist | 21 |
| 35 Pittsburg St. ■ | 34 |
| 31 Northwest Mo. St. | 28 |
| 21 Truman ■ | 14 |
| 42 Emporia St. | 14 |
| 49 Mo. Southern St. ■ | 35 |
| 21 Mo. Western St. | 28 |
| 32 Northwest Mo. St. ■ | 42 |

Nickname: Ichabods
Colors: Yale Blue & White
Stadium: Yager Stadium at Moore Bowl
Capacity: 7,200; Year Built: 1928
AD: Loren Ferre
SID: Gene Cassell

WASHINGTON

Seattle, WA 98195IAA

Coach: Tyrone Willingham, Michigan St. 1977
Record: 11 Years, 67-60-1

2005 RESULTS (2-9)

| | |
|-----------------|----|
| 17 Air Force * | 20 |
| 17 California ■ | 56 |

| | |
|--------------------------|----|
| 34 Idaho ■ | 6 |
| 17 Notre Dame ■ | 36 |
| 17 UCLA | 21 |
| 21 Oregon | 45 |
| 24 Southern California ■ | 51 |
| 20 Arizona St. | 44 |
| 10 Oregon St. ■ | 18 |
| 38 Arizona | 14 |
| 22 Washington St. ■ | 26 |

Nickname: Huskies
 Colors: Purple & Gold
 Stadium: Husky
 Capacity: 72,500; Year Built: 1920
 AD: Todd Turner
 SID: Jim Daves

WASH. & JEFF.

Washington, PA 15301-4801III

Coach: Mike Sirianni, Mount Union 1994
 Record: 3 Years, 30-5-0

2005 RESULTS (9-2)

| | |
|----------------------|----|
| 42 Tri-State | 0 |
| 56 Hanover ■ | 20 |
| 45 Allegheny ■ | 21 |
| 50 Emory & Henry | 0 |
| 35 Thiel ■ | 38 |
| 45 Westminster (Pa.) | 20 |
| 37 Grove City | 14 |
| 63 Bethany (W.V.) ■ | 0 |
| 35 Waynesburg | 24 |
| 32 Thomas More | 14 |
| 21 Bridgewater (Va.) | 30 |

Nickname: Presidents
 Colors: Red & Black
 Stadium: Cameron
 Capacity: 3,500; Year Built: 1958
 AD: Bill Dukett
 SID: Scott McGuinness

WASH. & LEE

Lexington, VA 24450III

Coach: Frank Miriello, East Stroudsburg 1967
 Record: 11 Years, 54-54-1

2005 RESULTS (7-3)

| | |
|------------------------|----|
| 36 Alfred ■ | 22 |
| 10 Sewanee | 7 |
| 26 Centre ■ | 35 |
| 44 Randolph-Macon | 7 |
| 27 Catholic ■ | 24 |
| 38 Hampden-Sydney | 34 |
| 26 Guilford | 28 |
| 13 Bridgewater (Va.) ■ | 17 |
| 45 Emory & Henry | 7 |
| 34 Case Reserve ■ | 10 |

Nickname: Generals
 Colors: Royal Blue & White
 Stadium: Wilson Field
 Capacity: 7,000; Year Built: 1930
 AD: Michael F. Walsh
 SID: Brian Laubscher

WASHINGTON ST.

Pullman, WA 99164-1602I-A

Coach: Bill Doba, Ball St. 1962
 Record: 3 Years, 19-16-0

2005 RESULTS (4-7)

| | |
|----------------|----|
| 38 Idaho ■ | 26 |
| 55 Nevada | 21 |
| 48 Grambling * | 7 |
| 33 Oregon St. | 44 |
| 21 Stanford ■ | 24 |
| 41 UCLA ■ | 44 |
| 38 California | 42 |

| | |
|------------------------|----|
| 13 Southern California | 55 |
| 24 Arizona St. ■ | 27 |
| 31 Oregon ■ | 34 |
| 26 Washington | 22 |

Nickname: Cougars
 Colors: Crimson & Gray
 Stadium: Clarence D. Martin
 Capacity: 35,117; Year Built: 1972
 AD: James Sterk
 SID: Rod Commons

WASHINGTON-ST. LOUIS

St. Louis, MO 63130-4899III

Coach: Larry Kindbom, Kalamazoo 1974
 Record: 23 Years, 136-92-1

2005 RESULTS (6-4)

| | |
|--------------------------|----|
| 7 Mount Union | 33 |
| 27 Westminster (Mo.) | 7 |
| 7 Wabash ■ | 23 |
| 0 North Central (Ill.) ■ | 25 |
| 15 Rhodes ■ | 10 |
| 0 Chicago ■ | 27 |
| 28 Case Reserve | 7 |
| 28 Carnegie Mellon | 7 |
| 14 Rockford | 5 |
| 42 Greenville | 24 |

Nickname: Bears
 Colors: Red & Green
 Stadium: Francis Field
 Capacity: 3,300; Year Built: 1904
 AD: John M. Schael
 SID: Chris Mitchell

WAYNE ST. (MICH.)

Detroit, MI 48202-3489II

Coach: Paul Winters, Akron 1980
 Record: 2 Years, 4-16-0

2005 RESULTS (3-7)

| | |
|---------------------|----|
| 14 Northwood ■ | 28 |
| 3 Saginaw Valley | 29 |
| 13 Northern Mich. | 15 |
| 16 Indianapolis ■ | 23 |
| 22 Grand Valley St. | 36 |
| 25 Michigan Tech ■ | 14 |
| 34 Findlay ■ | 17 |
| 3 Ashland | 27 |
| 14 Gannon ■ | 7 |
| 14 Hillsdale | 28 |

Nickname: Warriors
 Colors: Green & Gold
 Stadium: Adams Field
 Capacity: 6,000; Year Built: 1968
 AD: Robert Fournier
 SID: Jeff Weiss

WAYNE ST. (NEB.)

Wayne, NE 68787-1172II

Coach: Dan McLaughlin, Bellevue 1982
 Record: 1 Year, 4-7-0

2005 RESULTS (4-7)

| | |
|-------------------------|----|
| 0 St. Cloud St. | 35 |
| 7 Neb.-Kearney ■ | 45 |
| 21 Mo.-Rolla | 22 |
| 17 Okla. Panhandle ■ | 20 |
| 45 Minn.-Crookston | 14 |
| 33 Minn. St. Moorhead ■ | 0 |
| 16 Northern St. ■ | 29 |
| 38 Southwest Minn. St. | 13 |
| 20 Concordia-St. Paul | 46 |
| 6 Winona St. ■ | 38 |
| 38 Bemidji St. * | 28 |

Nickname: Wildcats
 Colors: Black & Gold
 Stadium: Memorial/Bob Cunningham Field
 Capacity: 3,500; Year Built: 1931
 AD: Eric Schoh
 SID: Mike Grosz

WAYNESBURG

Waynesburg, PA 15370III

Coach: Rick Shepas, Youngstown St. 1987
 Record: 1 Year, 4-6-0

2005 RESULTS (4-6)

| | |
|------------------------|----|
| 17 Denison | 21 |
| 28 Manchester ■ | 7 |
| 34 Hanover ■ | 17 |
| 7 Thomas More | 13 |
| 38 Bethany (W.V.) | 21 |
| 28 Thiel ■ | 35 |
| 6 Grove City | 7 |
| 24 Wash. & Jeff. ■ | 35 |
| 10 Frostburg St. | 17 |
| 40 Westminster (Pa.) ■ | 13 |

Nickname: Yellow Jackets
 Colors: Orange & Black
 Stadium: John F. Wiley
 Capacity: 4,000; Year Built: 1999
 AD: Rudy Marisa
 SID: Matthew Kifer

WEBER ST.

Ogden, UT 84408-2701I-AA

Coach: Ron McBride, San Jose St. 1963
 Record: 14 Years, 94-68-0

2005 RESULTS (6-5)

| | |
|---------------------|----|
| 61 Western St. ■ | 0 |
| 17 Fresno St. | 55 |
| 0 North Dakota St. | 41 |
| 31 Northern Ariz. ■ | 23 |
| 19 Montana | 24 |
| 24 Montana St. ■ | 27 |
| 26 Sacramento St. ■ | 14 |
| 28 Eastern Wash. | 23 |
| 30 Idaho St. ■ | 21 |
| 14 Portland St. | 39 |
| 27 Southern Utah | 10 |

Nickname: Wildcats
 Colors: Royal Purple & White
 Stadium: Stewart
 Capacity: 17,500; Year Built: 1966
 AD: Jerry Graybeal
 SID: Brad Larsen

WESLEY

Dover, DE 19901-3875III

Coach: Mike Drass, Mansfield 1983
 Record: 13 Years, 96-38-1

2005 RESULTS (12-2)

| | |
|------------------------|----|
| 31 DePauw | 26 |
| 49 Averett | 9 |
| 45 Buffalo St. ■ | 9 |
| 49 Kean ■ | 19 |
| 48 Seton Hill | 10 |
| 35 Frostburg St. ■ | 10 |
| 45 Apprentice | 0 |
| 0 Brockport St. | 47 |
| 63 Salisbury ■ | 19 |
| 59 Chowan | 13 |
| 59 Ferrum ■ | 14 |
| 46 Mary Hardin-Baylor | 36 |
| 46 Bridgewater (Va.) ■ | 7 |
| 6 Wis.-Whitewater | 58 |

Nickname: Wolverines
 Colors: Blue & White
 Stadium: Wolverine
 Capacity: 2,500; Year Built: 1989
 AD: Michael Drass
 SID: Steve Azzanesi

WESLEYAN (CONN.)

Middletown, CT 06459.....III

Coach: Frank Hauser, Wesleyan (Conn.) 1979
Record: 14 Years, 57-55-0

2005 RESULTS (0-8)

| | |
|-------------------|----|
| 6 Tufts ■ | 16 |
| 19 Hamilton | 24 |
| 14 Colby ■ | 28 |
| 29 Bates * | 30 |
| 0 Amherst | 37 |
| 10 Bowdoin | 35 |
| 9 Williams ■ | 26 |
| 7 Trinity (Conn.) | 63 |

Nickname: Cardinals
Colors: Red & Black
Stadium: Andrus Field
Capacity: 5,000; Year Built: 1881
AD: John Biddiscombe
SID: Brian Katten

WEST ALA.

Livingston, AL 35470.....II

Coach: Sam McCorkle, West Ala. 1973
Record: 11 Years, 29-91-2

2005 RESULTS (2-9)

| | |
|-----------------------|----|
| 34 Concordia-Selma ■ | 12 |
| 37 Lambuth ■ | 0 |
| 14 Delta St. | 43 |
| 17 Ark.-Monticello ■ | 21 |
| 21 Arkansas Tech | 27 |
| 14 Ouachita Baptist ■ | 20 |
| 0 West Ga. | 41 |
| 19 Valdosta St. ■ | 31 |
| 13 Southern Ark. ■ | 23 |
| 13 Henderson St. | 35 |
| 14 North Ala. | 76 |

Nickname: Tigers
Colors: Red, White & Black
Stadium: Tiger
Capacity: 7,000; Year Built: 1952
AD: E.J. Brophy
SID: Jason Hughes

WEST CHESTER

West Chester, PA 19383.....II

Coach: Bill Zwaan, Delaware 1979
Record: 9 Years, 81-25-0

2005 RESULTS (8-4)

| | |
|-----------------------|----|
| 43 Clarion ■ | 14 |
| 7 North Dakota | 41 |
| 30 Indiana (Pa.) ■ | 20 |
| 21 Delaware | 42 |
| 64 Cheyney ■ | 0 |
| 48 Kutztown | 21 |
| 27 Millersville | 7 |
| 63 Mansfield ■ | 20 |
| 18 East Stroudsburg ■ | 17 |
| 35 Bloomsburg | 42 |
| 24 Shippensburg | 16 |
| 20 C.W. Post | 24 |

Nickname: Golden Rams
Colors: Purple & Gold
Stadium: Farrell
Capacity: 7,500; Year Built: 1970
AD: Edward Matejkovic
SID: Tom DiCamillo

WEST GA.

Carrollton, GA 30118.....II

Coach: Mike Ledford, Tennessee Tech 1975
Record: 1 Year, 7-4-0

2005 RESULTS (7-4)

| | |
|--------------------|----|
| 13 Presbyterian | 48 |
| 10 Carson-Newman * | 14 |
| 23 Harding ■ | 21 |

| | |
|----------------------|----|
| 34 Ouachita Baptist | 23 |
| 58 Ark.-Monticello ■ | 21 |
| 9 Arkansas Tech | 14 |
| 41 West Ala. ■ | 0 |
| 31 Southern Ark. ■ | 14 |
| 38 Henderson St. | 12 |
| 19 North Ala. ■ | 20 |
| 29 Valdosta St. | 15 |

Nickname: Braves
Colors: Blue & Red
Stadium: Grisham
Capacity: 6,500; Year Built: 1966
AD: Edward G. Murphy
SID: Mitch Gray

WEST LIBERTY ST.

West Liberty, WV 26074.....II

Coach: Roger Waijala, Dubuque
Record: 1 Year, 6-5-0

2005 RESULTS (6-5)

| | |
|------------------------|----|
| 20 Geneva | 24 |
| 20 Walsh ■ | 17 |
| 45 West Va. Tech ■ | 21 |
| 23 Concord ■ | 24 |
| 35 Seton Hill ■ | 10 |
| 68 West Va. Wesleyan | 23 |
| 27 Fairmont St. ■ | 15 |
| 20 Glenville St. | 45 |
| 16 West Virginia St. ■ | 7 |
| 7 Shepherd | 34 |
| 7 Charleston (W.V.) | 43 |

Nickname: Hilltoppers
Colors: Black & Gold
Stadium: Russek Field
Capacity: 4,000; Year Built: 1960
AD: James W. Watson
SID: Lynn Ullom

WEST TEX. A&M

Canyon, TX 79016-0999.....II

Coach: Don Carthel, Eastern N.M. 1974
Record: 10 Years, 55-49-1

2005 RESULTS (10-2)

| | |
|--------------------------|----|
| 90 N.M. Highlands | 21 |
| 37 East Central ■ | 6 |
| 44 Central Okla. | 31 |
| 41 Southwestern Okla. ■ | 14 |
| 28 Tex. A&M-Kingsville ■ | 20 |
| 47 Midwestern St. | 44 |
| 52 Eastern N.M. ■ | 51 |
| 40 Abilene Christian | 24 |
| 53 Angelo St. ■ | 58 |
| 19 Tex. A&M-Commerce | 17 |
| 30 Tarleton St. | 26 |
| 3 Pittsburg St. ■ | 41 |

Nickname: Buffaloes
Colors: Maroon & White
Stadium: Kimbrough
Capacity: 20,000; Year Built: 1959
AD: Ed Harris
SID: Zach Fisher

WEST VIRGINIA

Morgantown, WV 26507.....IA

Coach: Rich Rodriguez, West Virginia 1985
Record: 13 Years, 84-58-2

2005 RESULTS (11-1)

| | |
|--------------------|----|
| 15 Syracuse | 7 |
| 35 Wofford ■ | 7 |
| 31 Maryland | 19 |
| 20 East Caro. ■ | 15 |
| 17 Virginia Tech ■ | 34 |
| 27 Rutgers | 14 |
| 46 Louisville ■ | 44 |
| 28 South Fla. | 13 |

| | |
|------------------|----|
| 45 Connecticut ■ | 13 |
| 38 Cincinnati | 0 |
| 45 Pittsburgh ■ | 13 |
| 38 Georgia * | 35 |

Nickname: Mountaineers
Colors: Old Gold & Blue
Stadium: Mountaineer Field/Milan Puskar Stadium
Capacity: 60,000; Year Built: 1980
AD: Ed Pastilong
SID: Shelly Poe

WEST VIRGINIA ST.

Institute, WV 25112-1000.....II

Coach: Carl Lee, Marshall 1983
Record: 10 Years, 34-75-0

2005 RESULTS (2-9)

| | |
|------------------------|----|
| 7 Bowie St. ■ | 40 |
| 7 Cheyney ■ | 32 |
| 23 West Va. Wesleyan | 15 |
| 0 Fairmont St. ■ | 52 |
| 14 Charleston (W.V.) ■ | 17 |
| 14 Allen | 21 |
| 13 Concord | 24 |
| 36 West Va. Tech ■ | 7 |
| 7 West Liberty St. | 16 |
| 20 Glenville St. ■ | 49 |
| 10 Shepherd | 51 |

Nickname: Yellow Jackets
Colors: Old Gold & Black
Stadium: Lakin Field
Capacity: 5,000; Year Built: 1963
AD: Robert Parker
SID: Sean McAndrews

WEST VA. TECH

Montgomery, WV 25136.....II

Coach: Bill Briggs, Oregon 1977
Record: 1 Year, 0-11-0

2005 RESULTS (0-11)

| | |
|------------------------|----|
| 0 Edinboro | 47 |
| 3 Western Ky. | 63 |
| 21 West Liberty St. | 45 |
| 9 Carson-Newman * | 71 |
| 7 Glenville St. ■ | 82 |
| 7 Shepherd | 56 |
| 31 West Va. Wesleyan ■ | 57 |
| 7 West Virginia St. | 36 |
| 21 Charleston (W.V.) ■ | 28 |
| 6 Concord | 51 |
| 3 Fairmont St. ■ | 34 |

Nickname: Golden Bears
Colors: Blue & Gold
Stadium: Martin Field
Capacity: 2,500; Year Built: 1933
AD: Gary Prince
SID: Frank Costa

WEST VA. WESLEYAN

Buckhannon, WV 26201.....II

Coach: Bill Struble, West Va. Wesleyan 1976
Record: 23 Years, 106-125-0

2005 RESULTS (3-8)

| | |
|------------------------|----|
| 10 Wingate | 51 |
| 41 Mansfield ■ | 33 |
| 15 West Virginia St. ■ | 23 |
| 34 Charleston (W.V.) | 39 |
| 23 Concord | 14 |
| 23 West Liberty St. ■ | 68 |
| 57 West Va. Tech | 31 |
| 42 Charleston So. | 63 |
| 0 Shepherd ■ | 51 |
| 14 Fairmont St. * | 55 |
| 10 Glenville St. | 38 |

Nickname: Bobcats
Colors: Orange & Black

Stadium: Cebe Ross Field
Capacity: 3,500
AD: George A. Klebezz
SID: James Nekoloff

WESTERN CARO.

Cullowhee, NC 28723.....I-AA

Coach: Kent Briggs, Western Caro. 1979
Record: 4 Years, 19-24-0

2005 RESULTS (5-4)

| | |
|-------------------|---------|
| 21 Mars Hill ■ |7 |
| 41 Furman ■ |21 |
| 3 Cincinnati |7 |
| 7 Citadel ■ |17 |
| 7 Ga. Southern |45 |
| 38 Chattanooga |20 |
| 31 Elon ■ |26 |
| 24 Wofford ■ |0 |
| 7 Appalachian St. |35 |

Nickname: Catamounts
Colors: Purple & Gold
Stadium: E.J. Whitmire Stadium/Bob Waters Field
Capacity: 13,742; Year Built: 1974
AD: Chip Smith
SID: Mike Cawood

WESTERN CONN. ST.

Danbury, CT 06810.....III

Coach: John Burrell, Middlebury 1990
Record: 4 Years, 24-16-0

2005 RESULTS (6-4)

| | |
|-------------------|---------|
| 37 St. Peter's |13 |
| 35 Wm. Paterson ■ |0 |
| 3 Rowan |49 |
| 56 Plymouth St. ■ |7 |
| 49 Springfield |50 |
| 30 TCNJ ■ |17 |
| 13 Montclair St. |36 |
| 7 Cortland St. |26 |
| 36 Kean ■ |28 |
| 40 Mount Ida |7 |

Nickname: Colonials
Colors: Dark Blue, Metallic Copper & White
Stadium: Westside Athletic Complex
Capacity: 2,500; Year Built: 2003
AD: Edward Farrington
SID: Scott Ames

WESTERN ILL.

Macomb, IL 61455.....I-AA

Coach: Don Patterson, Army 1973
Record: 7 Years, 50-31-0

2005 RESULTS (5-6)

| | |
|----------------------|---------|
| 14 Toledo |62 |
| 28 Northern Colo. ■ |23 |
| 36 Stephen F. Austin |63 |
| 70 Iowa Wesleyan ■ |7 |
| 24 UNI ■ |41 |
| 24 Southern Ill. ■ |34 |
| 21 Youngstown St. |23 |
| 7 Western Ky. ■ |42 |
| 31 Illinois St. |17 |
| 63 Indiana St. |35 |
| 34 Missouri St. ■ |24 |

Nickname: Leathernecks
Colors: Purple & Gold
Stadium: Hanson Field
Capacity: 15,168; Year Built: 1950
AD: Tim Van Alstine
SID: Jason Kaufman

WESTERN KY.

Bowling Green, KY 42101-3576.....I-AA

Coach: David Elson, Butler 1994
Record: 3 Years, 24-12-0

2005 RESULTS (6-5)

| | |
|--------------------|---------|
| 63 West Va. Tech ■ |3 |
| 23 Eastern Ky. ■ |21 |
| 14 Auburn |37 |
| 38 Indiana St |28 |
| 37 Illinois St. |34 |
| 37 Missouri St. ■ |28 |
| 42 Western Ill. |7 |
| 20 Southern Ill. ■ |31 |
| 20 UNI ■ |23 |
| 10 Youngstown St. |42 |
| 35 Florida Int'l |38 |

Nickname: Hilltoppers
Colors: Red & White
Stadium: L.T. Smith
Capacity: 17,500; Year Built: 1968
AD: Camden Wood Selig
SID: Brian Fremund

WESTERN MICH.

Kalamazoo, MI 49008.....I-A

Coach: Bill Cubit, Delaware 1975
Record: 6 Years, 41-22-1

2005 RESULTS (7-4)

| | |
|--------------------|---------|
| 19 Virginia |31 |
| 23 Toledo |56 |
| 34 Southern Ill. ■ |28 |
| 19 Temple |16 |
| 31 Buffalo ■ |21 |
| 57 Ball St. ■ |60 |
| 45 Bowling Green |14 |
| 44 Kent St. ■ |14 |
| 44 Eastern Mich. * |36 |
| 31 Central Mich. ■ |24 |
| 7 Northern Ill. |42 |

Nickname: Broncos
Colors: Brown & Gold
Stadium: Waldo
Capacity: 30,200; Year Built: 1939
AD: Kathy Beauregard
SID: Daniel Jankowski

WESTERN NEW ENG.

Springfield, MA 01119.....III

Coach: Keith Emery, Dickinson 1994
Record: 1 Year, 3-6-0

2005 RESULTS (3-6)

| | |
|---------------------|---------|
| 13 Westfield St. |14 |
| 20 Fitchburg St. |35 |
| 14 Endicott ■ |24 |
| 29 Salve Regina ■ |17 |
| 27 MIT |31 |
| 45 Framingham St. ■ |8 |
| 3 Mass.-Dartmouth |17 |
| 27 Curry |42 |
| 30 Nichols ■ |7 |

Nickname: Golden Bears
Colors: Royal Blue & Gold
Stadium: Golden Bear
Capacity: 1,500; Year Built: 2002
AD: Michael Theulen
SID: Ken Cerino

WESTERN N.M.

Silver City, NM 88061.....II

Coach: Charley Wade, Missouri St. 1963
Record: 6 Years, 18-38-0

2005 RESULTS (5-5)

| | |
|---------------------|---------|
| 48 St. Paul's ■ |6 |
| 24 N.M. Highlands ■ |21 |
| 21 Tarleton St. |45 |
| 34 Winona St. ■ |45 |

| | |
|--------------------|---------|
| 7 Mesa St. |26 |
| 29 Western St. ■ |22 |
| 13 Azusa Pacific |20 |
| 24 Paul Quinn |7 |
| 27 Okla. Panhandle |9 |
| 20 Eastern N.M. ■ |47 |

Nickname: Mustangs
Colors: Purple & Gold
Stadium: Ben Altamirano Field
Capacity: 3,000; Year Built: 2001
AD: Scott Woodard
SID: Kent Beaty

WESTERN ORE.

Monmouth, OR 97361-1394.....II

Coach: Arne Ferguson, Western Ore. 1991
Record: 1 Year, 5-6-0

2005 RESULTS (5-6)

| | |
|--------------------|---------|
| 35 Willamette ■ |0 |
| 7 Linfield ■ |49 |
| 7 Eastern Wash. |48 |
| 24 Southern Ore. |10 |
| 17 Central Wash. ■ |48 |
| 9 Humboldt St. |17 |
| 16 Western Wash. ■ |38 |
| 33 Central Wash. |61 |
| 39 Humboldt St. ■ |35 |
| 28 Western Wash. |7 |
| 32 Puget Sound ■ |15 |

Nickname: Wolves
Colors: Crimson Red & White
Stadium: McArthur Field
Capacity: 3,000
AD: Jon Carey
SID: Russ Blunck

WESTERN ST.

Gunnison, CO 81231.....II

Coach: Jeff Zenisek, Central Wash. 1983
Record: 5 Years, 21-34-0

2005 RESULTS (2-9)

| | |
|-------------------|---------|
| 7 Angelo St. ■ |26 |
| 0 Weber St. |61 |
| 13 Colorado Mines |45 |
| 12 Neb.-Kearney ■ |37 |
| 17 Fort Lewis ■ |28 |
| 3 Mesa St. |20 |
| 22 Western N.M. |29 |
| 24 N.M. Highlands |20 |
| 10 Chadron St. ■ |40 |
| 0 Adams St. ■ |42 |
| 26 Fort Hays St. |14 |

Nickname: Mountaineers
Colors: Crimson & Slate
Stadium: Mountaineer Bowl
Capacity: 4,000; Year Built: 1950
AD: Greg Waggoner
SID: Bobby Heiken

WESTERN WASH.

Bellingham, WA 98225.....II

Coach: Rob Smith, Washington 1981
Record: 17 Years, 109-62-1

2005 RESULTS (4-6)

| | |
|--------------------|---------|
| 49 Mesa St. |20 |
| 21 Washburn |31 |
| 20 St. Cloud St. ■ |38 |
| 7 North Dakota |47 |
| 21 Humboldt St. ■ |16 |
| 17 Central Wash. * |37 |
| 38 Western Ore. |16 |
| 28 Humboldt St. |24 |
| 28 Central Wash. ■ |31 |
| 7 Western Ore. ■ |28 |

Nickname: Vikings
Colors: Blue, Silver & White
Stadium: Bellingham Civic
Capacity: 4,200; Year Built: 1961
AD: Lynda Goodrich
SID: Paul Madison

WESTFIELD ST.

Westfield, MA 01086-1630.....III

Coach: Steve Marino, Westfield St. 1971
Record: 16 Years, 82-74-1

2005 RESULTS (4-5)

| | |
|-----------------------|----|
| 14 Western New Eng. ■ | 13 |
| 16 Nichols | 14 |
| 0 Fitchburg St. ■ | 6 |
| 7 Worcester St. | 47 |
| 14 Mass. Maritime | 0 |
| 7 Bridgewater St. ■ | 32 |
| 10 Framingham St. | 2 |
| 11 Maine Maritime ■ | 21 |
| 21 Curry ■ | 31 |

Nickname: Owls
Colors: Blue & White
Stadium: Alumni Field
Capacity: 4,800; Year Built: 1982
AD: Richard Lenfest
SID: Mickey Curtis

WESTMINSTER (MO.)

Fulton, MO 65251-1299.....III

Coach: John Welty, Benedictine (Ill.) 1977
Record: 15 Years, 59-83-1

2005 RESULTS (5-5)

| | |
|--------------------------|----|
| 7 Coe | 49 |
| 7 Washington-St. Louis ■ | 27 |
| 21 Minn.-Morris | 20 |
| 0 Martin Luther ■ | 6 |
| 14 Rockford | 7 |
| 35 Blackburn ■ | 20 |
| 41 Maranatha Baptist ■ | 19 |
| 40 Principia | 0 |
| 7 Northwestern (Minn.) * | 27 |
| 14 Huntingdon ■ | 35 |

Nickname: Blue Jays
Colors: Blue & White
Stadium: Priest Field
Capacity: 1,500; Year Built: 1906
AD: Matt Mitchell
SID: Erin Brown

WESTMINSTER (PA.)

New Wilmington, PA 16172.....III

Coach: Jeff Hand, Clarion 1992
Record: 7 Years, 41-30-0

2005 RESULTS (4-6)

| | |
|--------------------|----|
| 3 Ohio Northern ■ | 48 |
| 12 Allegheny | 9 |
| 38 Hiram | 7 |
| 3 Thomas More ■ | 17 |
| 20 Wash. & Jeff. ■ | 45 |
| 34 Bethany (W.V.) | 13 |
| 0 Thiel ■ | 34 |
| 13 Frostburg St. ■ | 16 |
| 14 Grove City ■ | 13 |
| 13 Waynesburg | 40 |

Nickname: Titans
Colors: Navy Blue & White
Stadium: Harold Bury
Capacity: 4,500; Year Built: 1950
AD: James E. Daffler
SID: Joe Onderko

WHEATON (ILL.)

Wheaton, IL 60187-5593.....III

Coach: Mike Swider, Wheaton (Ill.) 1977
Record: 10 Years, 78-25-0

2005 RESULTS (7-3)

| | |
|-------------------|----|
| 23 Gust. Adolphus | 16 |
| 58 Greenville ■ | 7 |

| | |
|-------------------------|----|
| 48 Hope ■ | 7 |
| 26 North Central (Ill.) | 35 |
| 41 Millikin ■ | 35 |
| 24 Elmhurst | 7 |
| 14 Ill. Wesleyan | 23 |
| 30 Carthage ■ | 14 |
| 52 North Park | 0 |
| 7 Augustana (Ill.) ■ | 28 |

Nickname: Thunder
Colors: Orange & Blue
Stadium: McCully Field
Capacity: 4,000; Year Built: 1956
AD: Tony Ladd
SID: Brett Marhanka

WHITTIER

Whittier, CA 90608-0634.....III

Coach: Greg Carlson, Wis.-Oshkosh 1970
Record: 21 Years, 117-79-2

2005 RESULTS (2-7)

| | |
|-------------------|----|
| 29 Colorado Col. | 26 |
| 27 Menlo ■ | 19 |
| 9 Pomona-Pitzer ■ | 24 |
| 20 Occidental ■ | 28 |
| 24 Redlands | 30 |
| 20 Chapman | 23 |
| 24 Claremont-MS ■ | 27 |
| 14 Cal Lutheran | 27 |
| 30 La Verne | 44 |

Nickname: Poets
Colors: Purple & Gold
Stadium: Memorial
Capacity: 7,000
AD: Rock Carter
SID: Rock Carter

WHITWORTH

Spokane, WA 99251-2501.....III

Coach: John Tully, Azusa Pacific 1975
Record: 16 Years, 81-72-0

2005 RESULTS (5-3)

| | |
|---------------------|----|
| 35 Redlands ■ | 21 |
| 43 La Verne ■ | 28 |
| 14 Eastern Ore. | 24 |
| 32 Linfield ■ | 47 |
| 46 Puget Sound | 27 |
| 48 Menlo ■ | 10 |
| 34 Willamette ■ | 40 |
| 54 Pacific Lutheran | 35 |

Nickname: Pirates
Colors: Crimson & Black
Stadium: Pine Bowl
Capacity: 2,200
AD: Scott McQuilkin
SID: Steve Flegel

WIDENER

Chester, PA 19013-5792.....III

Coach: David Wood, Widener 1991
Record: 3 Years, 19-12-0

2005 RESULTS (8-3)

| | |
|--------------------|----|
| 0 Wilkes | 13 |
| 15 Lycoming ■ | 7 |
| 41 Lebanon Valley | 38 |
| 34 Moravian ■ | 24 |
| 33 Albright | 19 |
| 42 Susquehanna ■ | 7 |
| 24 King's (Pa.) | 31 |
| 52 Juniata ■ | 7 |
| 31 Salisbury | 28 |
| 21 Delaware Valley | 36 |
| 27 Montclair St. ■ | 18 |

Nickname: Pioneers
Colors: Blue & Gold

Stadium: Leslie Quick Jr.
Capacity: 4,500; Year Built: 1994
AD: David Duda
SID: James Wagner

WILKES

Wilkes-Barre, PA 18766.....III

Coach: Frank Sheptock, Bloomsburg 1986
Record: 10 Years, 62-42-0

2005 RESULTS (8-3)

| | |
|---------------------|----|
| 17 Wm. Paterson | 21 |
| 13 Widener ■ | 0 |
| 14 Delaware Valley | 17 |
| 37 FDU-Florham ■ | 21 |
| 17 Lycoming | 14 |
| 28 Lebanon Valley ■ | 6 |
| 27 Moravian | 17 |
| 48 Albright ■ | 21 |
| 59 Susquehanna | 38 |
| 36 King's (Pa.) ■ | 13 |
| 3 Rowan | 42 |

Nickname: Colonels
Colors: Blue & Gold
Stadium: Ralston Field
Capacity: 4,000; Year Built: 1965
AD: Addy Malatesta
SID: John Seitzinger

WILLAMETTE

Salem, OR 97301-3931.....III

Coach: Mark Speckman, Azusa Pacific 1977
Record: 8 Years, 46-34-0

2005 RESULTS (5-4)

| | |
|-------------------------|----|
| 0 Western Ore. | 35 |
| 24 Mary Hardin-Baylor ■ | 45 |
| 13 Azusa Pacific | 31 |
| 52 Menlo ■ | 20 |
| 21 Puget Sound | 17 |
| 34 Southern Ore. ■ | 28 |
| 34 Pacific Lutheran ■ | 27 |
| 40 Whitworth | 34 |
| 21 Linfield ■ | 63 |

Nickname: Bearcats
Colors: Cardinal & Old Gold
Stadium: McCulloch
Capacity: 2,400; Year Built: 1950
AD: Mark Majeski
SID: Geoff Sugerman

WILLIAM & MARY

Williamsburg, VA 23187.....I-AA

Coach: Jimmie Laycock, William & Mary 1970
Record: 26 Years, 175-119-2

2005 RESULTS (5-6)

| | |
|--------------------|----|
| 24 Marshall | 36 |
| 41 VMI | 7 |
| 29 Rhode Island | 48 |
| 56 Liberty ■ | 0 |
| 42 New Hampshire ■ | 10 |
| 44 Northeastern | 41 |
| 44 Towson ■ | 13 |
| 21 Villanova | 35 |
| 29 James Madison ■ | 30 |
| 21 Delaware ■ | 22 |
| 7 Richmond | 41 |

Nickname: Tribe
Colors: Green, Gold & Silver
Stadium: Walter Zable
Capacity: 12,259; Year Built: 1935
AD: Edward C. Driscoll Jr.
SID: Pete Clawson

WM. PATERSON
Wayne, NJ 07470-2152III

Coach: Mike Miello, Rhode Island 1967
Record: 1 Year, 5-5-0

2005 RESULTS (5-5)

| | |
|---------------------|----|
| 21 Wilkes ■ | 17 |
| 0 Western Conn. St. | 35 |
| 17 Plymouth St. | 0 |
| 6 Kean | 24 |
| 7 TCNJ ■ | 13 |
| 16 Montclair St. ■ | 26 |
| 0 Cortland St. ■ | 31 |
| 38 Mount Ida | 0 |
| 20 Rowan ■ | 19 |
| 14 Husson ■ | 10 |

Nickname: Pioneers
Colors: Orange & Black
Stadium: Wightman Field
Capacity: 3,000; Year Built: 1972
AD: Sabrina Grant
SID: Brian Falzarano

WILLIAMS
Williamstown, MA 01267III

Coach: Mike Whalen, Wesleyan (Conn.) 1983
Record: 2 Years, 12-4-0

2005 RESULTS (6-2)

| | |
|---------------------|----|
| 9 Colby | 35 |
| 6 Trinity (Conn.) | 34 |
| 8 Bates ■ | 7 |
| 39 Middlebury | 18 |
| 37 Tufts ■ | 13 |
| 56 Hamilton ■ | 14 |
| 26 Wesleyan (Conn.) | 9 |
| 34 Amherst ■ | 23 |

Nickname: Ephs
Colors: Purple
Stadium: Weston Field
Capacity: 10,000; Year Built: 1875
AD: Harry Sheehy
SID: Dick Quinn

WILMINGTON (OHIO)
Wilmington, OH 45177III

Coach: Mike Wallace, Bowling Green 1968
Record: 15 Years, 58-89-1

2005 RESULTS (2-8)

| | |
|---------------------|----|
| 18 Mt. St. Joseph ■ | 21 |
| 14 Muskingum ■ | 3 |
| 6 Baldwin-Wallace | 28 |
| 28 Heidelberg | 14 |
| 6 Mount Union ■ | 41 |
| 14 John Carroll ■ | 31 |
| 14 Otterbein | 47 |
| 3 Marietta ■ | 18 |
| 0 Ohio Northern | 63 |
| 10 Capital | 48 |

Nickname: Quakers
Colors: Green & White
Stadium: Williams
Capacity: 3,250; Year Built: 1983
AD: Terry A. Rupert
SID: Marty Fuller

WINGATE
Wingate, NC 28174II

Coach: Joe Reich, Gettysburg 1988
Record: 5 Years, 27-27-0

2005 RESULTS (5-5)

| | |
|------------------------|----|
| 51 West Va. Wesleyan ■ | 10 |
| 26 Webber Int'l | 25 |
| 44 North Greenville | 7 |

| | |
|--------------------|----|
| 10 Tusculum | 7 |
| 28 Lenoir-Rhyne ■ | 7 |
| 24 Catawba ■ | 30 |
| 22 Mars Hill | 32 |
| 31 Newberry | 34 |
| 21 Presbyterian ■ | 27 |
| 14 Carson-Newman ■ | 47 |

Nickname: Bulldogs
Colors: Navy Blue & Old Gold
Stadium: Irwin Belk
Capacity: 3,000; Year Built: 1998
AD: Steve Poston
SID: David Sherwood

WINONA ST.
Winona, MN 55987-5838II

Coach: Tom Sawyer, Winona St. 1983
Record: 10 Years, 84-32-0

2005 RESULTS (8-3)

| | |
|-------------------------|----|
| 16 Truman | 21 |
| 40 Emporia St. ■ | 21 |
| 6 North Dakota ■ | 51 |
| 45 Western N.M. | 34 |
| 42 Southwest Minn. St. | 14 |
| 73 Minn.-Crookston ■ | 0 |
| 47 Bemidji St. ■ | 13 |
| 31 Northern St. | 22 |
| 54 Minn. St. Moorhead ■ | 7 |
| 38 Wayne St. (Neb.) | 6 |
| 21 Concordia-St. Paul * | 35 |

Nickname: Warriors
Colors: Purple & White
Stadium: Maxwell
Capacity: 3,500
AD: Larry Holstad
SID: Michael R. Herzberg

WINSTON-SALEM
Winston-Salem, NC 27110II

Coach: Kermit Blount, Winston-Salem 1980
Record: 13 Years, 76-57-3

2005 RESULTS (6-4)

| | |
|-------------------------|----|
| 10 Catawba ■ | 20 |
| 6 Howard | 20 |
| 12 South Carolina St. ■ | 52 |
| 24 Elizabeth City St. ■ | 23 |
| 31 Virginia Union | 0 |
| 26 Fayetteville St. | 24 |
| 42 Livingstone | 14 |
| 17 N.C. Central ■ | 20 |
| 28 Johnson C. Smith ■ | 9 |
| 35 St. Augustine's ■ | 33 |

Nickname: Rams
Colors: Scarlet & White
Stadium: Bowman-Gray
Capacity: 18,000; Year Built: 1940
AD: Percy Caldwell
SID: Chris Zona

WISCONSIN
Madison, WI 53711IA

Coach: Barry Alvarez, Nebraska 1969
Record: 16 Years, 118-73-3

2005 RESULTS (10-3)

| | |
|--------------------|----|
| 56 Bowling Green ■ | 42 |
| 65 Temple ■ | 0 |
| 14 North Carolina | 5 |
| 23 Michigan ■ | 20 |
| 41 Indiana ■ | 24 |
| 48 Northwestern | 51 |
| 38 Minnesota | 34 |
| 31 Purdue ■ | 20 |
| 41 Illinois | 24 |
| 14 Penn St. | 35 |
| 10 Iowa ■ | 20 |

| | |
|-------------|----|
| 41 Hawaii | 24 |
| 24 Auburn * | 10 |

Nickname: Badgers
Colors: Cardinal & White
Stadium: Camp Randall
Capacity: 80,360; Year Built: 1917
AD: Barry Alvarez
SID: Justin Doherty

WIS.-EAU CLAIRE
Eau Claire, WI 54702-4004III

Coach: Todd Hoffner, Valley City St. 1989
Record: 7 Years, 42-28-0

2005 RESULTS (6-4)

| | |
|-------------------------|----|
| 28 St. John's (Minn.) ■ | 35 |
| 46 Ill. Wesleyan ■ | 0 |
| 10 St. Francis (Ind.) | 35 |
| 7 Wis.-Whitewater | 28 |
| 21 Wis.-River Falls | 11 |
| 17 Wis.-Stout ■ | 9 |
| 27 Wis.-La Crosse ■ | 20 |
| 17 Wis.-Stevens Point | 3 |
| 18 Wis.-Oshkosh | 24 |
| 30 Wis.-Platteville ■ | 14 |

Nickname: Bugolds
Colors: Navy Blue & Old Gold
Stadium: Carson Park
Capacity: 6,500; Year Built: 1937
AD: Scott Kilgallon
SID: Tim Petermann

WIS.-LA CROSSE
La Crosse, WI 54601III

Coach: Larry Terry, Wis.-La Crosse 1977
Record: 12 Years, 65-52-1

2005 RESULTS (5-4)

| | |
|-------------------------|----|
| 13 South Dakota St. | 42 |
| 34 Howard Payne | 6 |
| 24 Wis.-Stevens Point ■ | 0 |
| 45 Wis.-Platteville | 27 |
| 23 Wis.-Whitewater ■ | 29 |
| 20 Wis.-Eau Claire | 27 |
| 6 Wis.-Stout ■ | 24 |
| 40 Wis.-River Falls | 25 |
| 33 Wis.-Oshkosh ■ | 18 |

Nickname: Eagles
Colors: Maroon & Gray
Stadium: Veterans Memorial
Capacity: 4,349; Year Built: 1924
AD: Joe Baker
SID: David Johnson

WIS.-OSHKOSH
Oshkosh, WI 54901-8683III

Coach: Phil Meyer, Illinois St. 1979
Record: 6 Years, 26-33-0

2005 RESULTS (7-3)

| | |
|-------------------------|----|
| 31 William Penn | 29 |
| 41 Concordia (Wis.) ■ | 13 |
| 27 Albion | 13 |
| 10 Wis.-River Falls ■ | 13 |
| 34 Wis.-Stout ■ | 27 |
| 30 Wis.-Platteville | 28 |
| 23 Wis.-Stevens Point ■ | 20 |
| 7 Wis.-Whitewater | 36 |
| 24 Wis.-Eau Claire ■ | 18 |
| 18 Wis.-La Crosse | 33 |

Nickname: Titans
Colors: Black, Gold & White
Stadium: Titan
Capacity: 9,800; Year Built: 1970
AD: Allen F. Ackerman
SID: Kennan Timm

WIS.-PLATTEVILLE

Platteville, WI 53818-3099III

Coach: Mike Emendorfer, William Penn 1986
Record: 7 Years, 23-46-0

2005 RESULTS (1-9)

| | | |
|----|----------------------|----|
| 26 | Dubuque ■ | 0 |
| 16 | Wis.-Stout | 24 |
| 14 | Drake ■ | 37 |
| 14 | Augustana (Ill.) | 45 |
| 27 | Wis.-La Crosse ■ | 45 |
| 28 | Wis.-Oshkosh ■ | 30 |
| 28 | Wis.-Whitewater | 63 |
| 21 | Wis.-River Falls | 28 |
| 3 | Wis.-Stevens Point ■ | 31 |
| 14 | Wis.-Eau Claire | 30 |

Nickname: Pioneers
Colors: Blue & Orange
Stadium: Ralph E. Davis Pioneer
Capacity: 10,000; Year Built: 1972
AD: Mark Molesworth
SID: Paul Erickson

WIS.-RIVER FALLS

River Falls, WI 54022III

Coach: John O'Grady, Wis.-River Falls 1979
Record: 17 Years, 92-75-3

2005 RESULTS (3-7)

| | | |
|----|----------------------|----|
| 21 | Concordia-St. Paul ■ | 26 |
| 19 | Bemidji St. ■ | 35 |
| 45 | Pacific Lutheran ■ | 14 |
| 13 | Wis.-Oshkosh | 10 |
| 11 | Wis.-Eau Claire ■ | 21 |
| 16 | Wis.-Stevens Point | 23 |
| 6 | Wis.-Stout | 38 |
| 28 | Wis.-Platteville ■ | 21 |
| 25 | Wis.-La Crosse ■ | 40 |
| 16 | Wis.-Whitewater | 35 |

Nickname: Falcons
Colors: Red & White
Stadium: Ramer Field
Capacity: 4,800; Year Built: 1966
AD: Richard H. Bowen
SID: Jim Thies

WIS.-STEVENS POINT

Stevens Point, WI 54481III

Coach: John Miech, Wis.-Stevens Point 1975
Record: 18 Years, 117-62-2

2005 RESULTS (4-6)

| | | |
|----|--------------------|----|
| 12 | Hardin-Simmons ■ | 38 |
| 7 | Linfield | 45 |
| 42 | Waldorf ■ | 13 |
| 0 | Wis.-La Crosse | 24 |
| 12 | Wis.-Whitewater ■ | 44 |
| 23 | Wis.-River Falls ■ | 16 |
| 20 | Wis.-Oshkosh | 23 |
| 3 | Wis.-Eau Claire ■ | 17 |
| 31 | Wis.-Platteville | 3 |
| 38 | Wis.-Stout ■ | 26 |

Nickname: Pointers
Colors: Purple & Gold
Stadium: Goerke Field
Capacity: 4,000; Year Built: 1932
AD: Frank O'Brien
SID: Jim Strick

WIS.-STOUT

Menomonie, WI 54751-0790III

Coach: Todd Strop, Wisconsin 1992
Record: 2 Years, 11-8-0

2005 RESULTS (6-4)

| | | |
|----|--------------------|----|
| 49 | Upper Iowa ■ | 14 |
| 24 | Wis.-Platteville ■ | 16 |

| | | |
|----|--------------------|----|
| 24 | Springfield | 7 |
| 44 | Waldorf ■ | 3 |
| 27 | Wis.-Oshkosh | 34 |
| 9 | Wis.-Eau Claire | 17 |
| 38 | Wis.-River Falls ■ | 6 |
| 24 | Wis.-La Crosse | 6 |
| 10 | Wis.-Whitewater ■ | 32 |
| 26 | Wis.-Stevens Point | 38 |

Nickname: Blue Devils
Colors: Navy & White
Stadium: Don & Nona Williams
Capacity: 4,500; Year Built: 2001
AD: Steve Terry
SID: Layne Pitt

WIS.-WHITEWATER

Whitewater, WI 53190III

Coach: Bob Berezowitz, Wis.-Whitewater 1967
Record: 21 Years, 144-72-4

2005 RESULTS (14-1)

| | | |
|----|----------------------|----|
| 45 | St. Norbert | 7 |
| 34 | St. Xavier ■ | 20 |
| 73 | Lakeland | 12 |
| 28 | Wis.-Eau Claire ■ | 7 |
| 44 | Wis.-Stevens Point | 12 |
| 29 | Wis.-La Crosse | 23 |
| 63 | Wis.-Platteville ■ | 28 |
| 36 | Wis.-Oshkosh ■ | 7 |
| 32 | Wis.-Stout | 10 |
| 35 | Wis.-River Falls ■ | 16 |
| 34 | Central (Iowa) ■ | 14 |
| 34 | St. John's (Minn.) ■ | 7 |
| 44 | Linfield | 41 |
| 58 | Wesley ■ | 6 |
| 28 | Mount Union * | 35 |

Nickname: Warhawks
Colors: Purple & White
Stadium: Warhawk
Capacity: 11,000; Year Built: 1970
AD: Paul Plinske
SID: Tom Fick

WIS. LUTHERAN

Milwaukee, WI 53226III

Coach: Dennis Miller, St. Cloud St. 1977
Record: 18 Years, 94-97-0

2005 RESULTS (1-9)

| | | |
|----|------------------|----|
| 3 | Valparaiso | 17 |
| 14 | Rockford ■ | 21 |
| 13 | Concordia (Wis.) | 40 |
| 37 | Tri-State ■ | 14 |
| 13 | Kalamazoo | 21 |
| 7 | Hope | 38 |
| 0 | Albion ■ | 41 |
| 7 | Alma | 48 |
| 14 | Oliver ■ | 28 |
| 14 | Adrian | 31 |

Nickname: Warriors
Colors: Forest Green & White
Stadium: Warrior Field
Capacity: 1,500; Year Built: 2004
AD: Edward Noon
SID: Adam Heinzen

WITTENBERG

Springfield, OH 45504III

Coach: Joe Fincham, Ohio 1988
Record: 10 Years, 93-19-0

2005 RESULTS (5-5)

| | | |
|----|-----------|----|
| 0 | Capital ■ | 54 |
| 23 | Dayton | 41 |
| 27 | Alma | 38 |
| 31 | Denison ■ | 6 |
| 48 | Earlham | 0 |
| 66 | Hiram | 0 |
| 20 | Wabash | 26 |

| | | |
|----|-----------------|----|
| 31 | Ohio Wesleyan ■ | 9 |
| 45 | Wooster ■ | 0 |
| 21 | Allegheny | 31 |

Nickname: Tigers
Colors: Red & White
Stadium: Edwards-Maurer
Capacity: 3,000; Year Built: 1994
AD: Garnett Purnell
SID: Ryan Maurer

WOFFORD

Spartanburg, SC 29303-3663I-AA

Coach: Mike Ayers, Georgetown (Ky.) 1974
Record: 21 Years, 127-106-2

2005 RESULTS (6-5)

| | | |
|----|--------------------|----|
| 34 | Georgetown (Ky.) ■ | 24 |
| 7 | West Virginia | 35 |
| 21 | Ga. Southern ■ | 17 |
| 13 | Chattanooga | 25 |
| 14 | Elon ■ | 9 |
| 38 | VMI ■ | 23 |
| 17 | Appalachian St. ■ | 49 |
| 28 | Citadel | 10 |
| 0 | Western Caro. | 24 |
| 21 | Furman | 34 |
| 56 | Gardner-Webb | 42 |

Nickname: Terriers
Colors: Old Gold & Black
Stadium: Gibbs
Capacity: 13,000; Year Built: 1996
AD: Richard Johnson
SID: Mark Cohen

WOOSTER

Wooster, OH 44691III

Coach: Mike Schmitz, Bowling Green 1974
Record: 6 Years, 42-20-0

2005 RESULTS (6-4)

| | | |
|----|-----------------|----|
| 13 | Muskingum | 10 |
| 37 | MacMurray ■ | 0 |
| 38 | Case Reserve | 21 |
| 37 | Allegheny | 34 |
| 21 | Kenyon ■ | 24 |
| 10 | Wabash ■ | 44 |
| 20 | Oberlin | 19 |
| 59 | Hiram ■ | 17 |
| 0 | Wittenberg | 45 |
| 7 | Ohio Wesleyan ■ | 21 |

Nickname: Fighting Scots
Colors: Black & Old Gold
Stadium: John P. Papp
Capacity: 4,500; Year Built: 1915
AD: Keith D. Beckett
SID: Hugh Howard

WPI

Worcester, MA 01609III

Coach: Ed Zaloom, Cortland St. 1975
Record: 10 Years, 41-54-0

2005 RESULTS (6-3)

| | | |
|----|-------------------|----|
| 28 | Worcester St. ■ | 17 |
| 52 | Becker ■ | 21 |
| 28 | Merchant Marine ■ | 21 |
| 7 | Hobart ■ | 24 |
| 3 | Union (N.Y.) | 31 |
| 19 | Rochester | 17 |
| 15 | Rensselaer | 31 |
| 23 | Coast Guard | 13 |
| 40 | St. Lawrence | 33 |

Nickname: Engineers
Colors: Crimson & Gray
Stadium: Alumni Field
Capacity: 2,800; Year Built: 1916
AD: Dana L. Harmon
SID: Steve Raczynski

WORCESTER ST.

Worcester, MA 01602-2597.....III

Coach: Brien Cullen, Worcester St. 1977
Record: 21 Years, 126-79-0

2005 RESULTS (5-5)

| | | |
|----|-------------------------|----|
| 18 | Curry | 23 |
| 17 | WPI | 28 |
| 28 | Salve Regina ■ | 27 |
| 49 | MIT | 6 |
| 47 | Westfield St. ■ | 7 |
| 37 | Framingham St. | 0 |
| 27 | Mass. Maritime ■ | 7 |
| 7 | Maine Maritime | 35 |
| 20 | Bridgewater St. ■ | 24 |
| 17 | Fitchburg St. | 20 |

Nickname: Lancers
Colors: Royal Blue & Gold
Stadium: John Coughlin Memorial
Capacity: 2,500; Year Built: 1976
AD: Susan E. Chapman
SID: John Meany

WYOMING

Laramie, WY 82071-3414I-A

Coach: Joe Glenn, South Dakota 1971
Record: 21 Years, 172-80-1

2005 RESULTS (4-7)

| | | |
|----|--------------------|----|
| 14 | Florida | 32 |
| 38 | La.-Monroe ■ | 0 |

| | | |
|----|-----------------------|----|
| 29 | Air Force | 28 |
| 24 | Mississippi | 14 |
| 42 | UNLV ■ | 17 |
| 14 | TCU ■ | 28 |
| 24 | New Mexico ■ | 27 |
| 31 | Colorado St. | 39 |
| 13 | Utah | 43 |
| 21 | Brigham Young ■ | 35 |
| 21 | San Diego St. | 34 |

Nickname: Cowboys
Colors: Brown & Gold
Stadium: Jonah Field at War Memorial Stadium
Capacity: 32,580; Year Built: 1950
AD: Gary Barta
SID: Tim Harkins

YALE

New Haven, CT 06520-8216.....I-AA

Coach: Jack Siedlecki, Union (N.Y.) 1974
Record: 18 Years, 103-64-2

2005 RESULTS (4-6)

| | | |
|----|--------------------|----|
| 14 | San Diego | 17 |
| 37 | Cornell ■ | 17 |
| 19 | Holy Cross ■ | 22 |
| 13 | Dartmouth ■ | 0 |
| 21 | Lehigh | 28 |
| 21 | Penn | 38 |
| 37 | Columbia | 3 |
| 21 | Brown ■ | 38 |
| 21 | Princeton | 14 |
| 24 | Harvard ■ | 30 |

Nickname: Elis, Bulldogs
Colors: Yale Blue & White
Stadium: Yale Bowl
Capacity: 64,269; Year Built: 1914
AD: Thomas A. Beckett
SID: Steve Conn

YOUNGSTOWN ST.

Youngstown, OH 44555-0001I-AA

Coach: Jon Heacock, Muskingum 1983
Record: 5 Years, 32-24-0

2005 RESULTS (8-3)

| | | |
|----|-----------------------|----|
| 44 | Slippery Rock ■ | 14 |
| 35 | Northeastern ■ | 16 |
| 42 | Liberty | 0 |
| 0 | Pittsburgh | 41 |
| 20 | Illinois St. ■ | 17 |
| 45 | Indiana St. | 0 |
| 23 | Western Ill. ■ | 21 |
| 31 | Missouri St. ■ | 7 |
| 7 | UNI | 21 |
| 17 | Southern Ill. | 31 |
| 42 | Western Ky. ■ | 10 |

Nickname: Penguins
Colors: Red & White
Stadium: Arnold D. Stambaugh
Capacity: 20,630; Year Built: 1982
AD: Ron Strollo
SID: Trevor Parks

The NCAA salutes the more than
360,000 student-athletes
participating in **23 sports** at
more than **1,000** member institutions

