

**Official 2004
NCAA Football**

Divisions I-A & I-AA

Individual and Team
Collegiate Records

Coaching Records

Bowl-Game Schedule
and Records

2003 Statistical Leaders

All-Americans and
Other Award Winners

Attendance Records

Streaks and Rivalries

2003 Conference Standings

Records



Official 2004 NCAA Football

Divisions I-A & I-AA

Individual and Team
Collegiate Records

Coaching Records

Bowl-Game Schedule
and Records

2003 Statistical Leaders

All-Americans and
Other Award Winners

Attendance Records

Streaks and Rivalries

2003 Conference Standings

RECORDS





THE NATIONAL COLLEGIATE ATHLETIC ASSOCIATION
P.O. Box 6222, Indianapolis, Indiana
46206-6222
www.ncaa.org

August 2004

Compiled By:

Richard M. Campbell, *Assistant Director of Statistics.*
Sean W. Straziscar, *Assistant Director of Statistics.*

Distributed to sports information directors and conference publicity directors.


NCAA, NCAA logo and National Collegiate Athletic Association are registered marks of the Association and use in any manner is prohibited unless prior approval is obtained from the Association.

Copyright, 2004, by the National Collegiate Athletic Association.
Printed in the United States of America.

ISSN 0735-5475
NCAA 182-8/04

Contents

Name-Change Key.....	4
New to This Book.....	7
Division I-A Records	9
Division I-AA Records	135
Individual and Team Collegiate Records.....	197
Award Winners.....	227
Bowl/All-Star Game Records.....	279
Coaching Records.....	375
Added and Discontinued Programs	407
Championship Results.....	411
Attendance Records.....	425
2003 Statistical Leaders.....	439
Conference Standings and Champions.....	511
2003 Results	525



Name-Change Key

Various schools have changed their name. The current school name is listed along with other names by which the schools have been referred. (Note: Not all schools in this list currently sponsor or have sponsored football.)

SCHOOL name changes

Current school name:	Changed from:
Albertson	Col. of Idaho
Alcorn St.	Alcorn A&M
Alliant Int'l	U.S. Int'l; Cal Western
Arcadia	Beaver
Ark.-Pine Bluff	Arkansas AM&N
Armstrong Atlantic.....	Armstrong St.
Auburn	Alabama Poly
Augusta St.	Augusta
Bemidji St.	Bemidji Teachers
Benedictine (Ill.)	Ill. Benedictine
Bradley	Bradley Tech
UC Davis	California Aggies
Cal St. Fullerton	Orange County State College; Orange St.
Cal St. L.A.	Cal St. Los Angeles
Cal St. Northridge	San Fernando Valley St.
Case Reserve	Case Institute of Technology
Central Okla.	Central St. (Okla.)
Charleston So.	Baptist (S.C.)
Charleston (W.V.)	Morris Harvey
Charlotte	UNC Charlotte
Chattanooga	Tenn.-Chatt.
Cleveland St.	Fenn
Colorado St.	Colorado A&M
Colorado St.-Pueblo	Southern Colo.
Columbus St.	Columbus
Concordia (Calif.)	Christ College-Irvine
Concordia (Ill.)	Concordia Teachers
Crown	St. Paul Bible
DeSales	Allentown
Detroit	Detroit Mercy; Detroit Tech
Dist. of Columbia	D.C. Teachers; Federal City
Dominican	Rosary
Drexel	Drexel Tech
Duke	Trinity (N.C.)
Eastern Mich.	Michigan Normal
Emporia St.	Kansas St. Normal
FDU-Florham	FDU-Madison
Farmington St.	Maine-Farmington
Fresno St.	Fresno Pacific
Ga. Southern	Georgia Teachers
Ill.-Chicago	Ill.-Chicago Circle
Illinois St.	Illinois St. Normal; Illinois Normal
Indiana (Pa.)	Indiana St. (Pa.)
Indianapolis	Indiana Central
Iowa	State University of Iowa
Iowa St.	Ames
James Madison	Madison
Kansas St.	Kansas Aggies
Kent St.	Kent
La Sierra	Loma Linda
Lamar	Lamar Tech
Liberty	Lynchburg Baptist; Liberty Baptist
La.-Lafayette	Southwestern La.
La.-Monroe	Northeast La.
Loyola Marymount	Loyola U. of L.A.
Lynn	College of Boca Raton
Lyon	Arkansas College
Maritime (N.Y.)	N.Y. Maritime
Martin Luther	Northwestern (Wis.)
Marycrest Int'l	Teikyo Marycrest
Md.-East. Shore	Maryland St.
Massachusetts	Massachusetts St.; Massachusetts Agriculture Col.
Mass. Liberal Arts	North Adams St.
Mass.-Dartmouth	Southeastern Mass.
Mass.-Lowell	Lowell; Lowell St.; Lowell Tech
McDaniel	Western Md.
Memphis	Memphis St.
Minn. St. Mankato	Mankato Teachers; Mankato St.
Minn. St. Moorhead	Moorhead St.; Moorhead Teachers
Mont. St.-Billings	Eastern Montana
Montana St.-Northern	Northern Montana
Murray St.	Murray Teachers
Neb.-Kearney	Kearney St.

Current school name:**Changed from:**

Neb.-Omaha	Omaha
New England U.	St. Francis (Me.)
TCNJ	Col. of New Jersey; Trenton St.
New Jersey City	Jersey City St.
N.J. Inst. of Tech.	Newark Engineering
New Mexico St.	New Mexico A&M
New Orleans	Louisiana St. (N.O.)
North Ala.	Florence St.
N.C. Central	North Caro. College
UNC Pembroke	Pembroke St.
North Central (Ill.)	North Central
North Central Texas	Cooke County
North Texas	North Tex. St.
Northeastern St.	Northeastern Okla. St.
Northern Ariz.	Arizona St.-Flagstaff; Flagstaff Teachers
Northern Colo.	Colorado St. College
Northern Iowa	Iowa Teachers
Oklahoma St.	Oklahoma A&M
Old Dominion	William & Mary (Norfolk)
Pepperdine	George Pepperdine
Philadelphia U.	Philadelphia Textile
Polytechnic (N.Y.)	New York Poly; Brooklyn Poly
Rhodes	Southwestern (Tenn.)
Rice	Rice Institute
Richard Stockton	Stockton St.
Rochester Inst.	Mechanics Institute
Rowan	Glassboro St.
Southern Ind.	Indiana St.-Evansville
Southern Me.	Maine Portland-Gorham; Gorham St. (Me.)
Southern N.H.	New Hamp. Col.
Southern U.	Southern B.R.
Southwest Minn. St.	Southwest St.
Stevens Institute	Stevens Tech
Taylor-Ft. Wayne	Summit Christian
Tex. A&M-Commerce	East Texas St.
Tex. A&M-Kingsville	Texas A&I
Tex.-Pan American	Pan American
Texas St.	Southwest Tex. St.
Towson	Towson St.
Truman	Northeast Mo. St.; Truman St.
Tulsa	Henry Kendall
Washburn	Lincoln College
Washington-St. Louis	Washington (Mo.)
Washington St.	Washington Agricultural College
West Ala.	Livingston
West Tex. A&M	West Texas St.
Western Mich.	Western State Teachers
Western N.M.	New Mexico Western
Western Ore.	Oregon Tech; Oregon College of Education
Western St.	Colo. Western; Colorado Normal
Westmar	Western Union College; Teikyo Westmar
Wichita St.	Fairmount
Widener	Pennsylvania Military College
Wm. Paterson	Paterson St.
Wis.-Eau Claire	Eau Claire Teachers
Wis.-La Crosse	La Crosse Teachers
Wis.-River Falls	River Falls Teachers
Wis.-Superior	Superior Normal; Superior St. Teachers
Xavier	St. Xavier

SCHOOLS also known as**Current school name:****Also known as:**

Air Force	U.S. Air Force Academy
Apprentice School	Newport News
Army	U.S. Military Academy; West Point
Baruch	Bernard M. Baruch
Case Reserve	Case Western Reserve
CCNY	City College of New York
City Tech	NYCCT; New York City Tech
Coast Guard	U.S. Coast Guard Academy
GC&SU	Georgia College & State
Hawthorne	Nathaniel Hawthorne
IPFW	Indiana/Purdue-Ft. Wayne
IUPUI	Indiana/Purdue-Indianapolis
Lehman	Herbert H. Lehman
Lipscomb	David Lipscomb
Long Island	LIU-Brooklyn
LSU	Louisiana St.
Merchant Marine	King's Point; U.S. Merchant Marine Academy
MIT	Massachusetts Institute of Technology
Navy	U.S. Naval Academy

Current school name:

Also known as:

NYITNew York Institute of Technology; New York Tech
Rochester Inst.RIT
SewaneeUniversity of the South
TCUTexas Christian
UABAla.-Birmingham
UCFCentral Fla. (was Florida Tech)
UCLAUniversity of California, Los Angeles
UMBCMd.-Balt. County
UMKCMo.-Kansas City
UNLVNevada-Las Vegas (was Nevada Southern)
UTEPTexas-El Paso (was Texas Western)
VMIVa. Military
WPIWorcester Poly Inst.

New To this Book

Division I-A

Record	Page(s)
1. A QB Gaining 400 Yards Passing & 100 Yards Rushing (Game)....	11 & 17
2. Team Having a 200-Yard Rusher & 200-Yard Receiver (Game)	11
3. Most Career Starts at Quarterback	11
4. Touchdown Pass Thrown on First Pass (Career)	16
5. Most Yards Gained Receiving by a Sophomore (Season)	17
6. Three Players, Same Team, Gaining 1,000 Yards Receiving (Season)..	17
7. Four Players, Same Team, Each Catching 60 Passes (Season).....	17
8. Five Players, Same Team, Each Catching 60 Passes (Season)	17
9. Gained 2,000 Yards Receiving, 1,000 Yards on Punt Returns and 2,000 Yards on Kickoff Returns.....	20
10. Career Individual Defensive Records for Each Category	22
Total Tackles.....	22
Solo Tackles	22
Assisted Tackles	22
Tackles For Loss	22
Pass Sacks	22
Passes Defended.....	22
Forced Fumbles.....	22
11. Most Plays, Major-College Teams, Total Offense (Single-Game)	24
12. Most Plays in Overtime, By a Team (Single-Game)	24
13. Most Plays in Overtime, By Both Teams (Single-Game)	24
14. All-Time Best Record by a Starting QB List.....	47
15. Career Individual Defensive Records Lists for Each Category	55-59
Total Tackles Per Game	55
Total Tackles.....	55
Solo Tackles Per Game.....	56
Solo Tackles	56
Tackles for Loss Per Game	56
Tackles for Loss.....	56
Pass Sacks Per Game.....	57
Pass Sacks	57
Passes Defended Per Game	57
Passes Defended.....	58
Forced Fumbles Per Game	58
Forced Fumbles.....	58
16. History of Underclassmen in the NFL Draft.....	68
17. Most Games Played by a Team in a Season List	71 & 130
18. Most Victories by a Team in a Season List	72
19. Most Losses by a Team in a Season List.....	72
20. Sagarin Ratings for 1919-present with ELO	83-86
22. All-Time Associated Press Poll Champions by Year	89
22. Associated Press Poll Records Lists	94-95
Full Season at No. 1	94
Most Consecutive Weeks at No. 1	94
Biggest Jump to No. 1 from Previous Week.....	94
Preseason No. 1 to Not Ranked No. 1 During Remainder of Season .	94
Most Teams at No. 1 in One Season.....	94
Most Consecutive Weeks with a Different No. 1 Team	94
Largest Point Margin for a Ranked Opponent Defeating No. 1.....	94
Largest Point Margin for an Unranked Opponent Defeating No. 1 ..	94
Most Weeks at No. 1 – All-Time.....	94
Most Times Defeating No. 1	95
Longest Active Consecutive Streak of Weeks in the AP Poll.....	95
Most Weekly Appearances in the AP Poll.....	95
Lowest Final Ranking of No. 1 in First Ranking.....	95
23. Year-By-Year History of the Associated Press Poll.....	98-100
24. USA Today/ESPN Preseason No. 1 Teams (1993-present)	109

Division I-AA

Record	Page(s)
1. Team Having a 200-Yard Rusher and a 200-Yard Receiver (Game)	136 & 141
2. Most Seasons Intercepting At Least One Pass (Career)	140
3. Career Individual Defensive Records for Each Category.....	142
Total Tackles	142
Solo Tackles	142
Assisted Tackles	142
Tackles For Loss	142
Pass Sacks.....	142
Passes Defended.....	142
Forced Fumbles.....	142
4. All-Time Best Record by a Starting QB List.....	156
5. Career Individual Defensive Records Lists for Each Category.....	163-166
Total Tackles Per Game	163
Total Tackles.....	163
Solo Tackles Per Game.....	163
Solo Tackles	164
Tackles for Loss Per Game.....	164
Tackles for Loss	164
Pass Sacks Per Game	165
Pass Sacks.....	165
Passes Defended Per Game	166
Passes Defended.....	166
Forced Fumbles Per Game	166
Forced Fumbles.....	166

Collegiate Records

1. All-Divisions Collegiate Team Records.....	223-226
---	---------



Division I-A Records

Individual Records	10
Team Records	24
Annual Champions, All-Time Leaders	30
Team Champions	68
Toughest-Schedule Annual Leaders...	72
Annual Most-Improved Teams.....	73
All-Time Team Won-Lost Records.....	74
National Poll Rankings	81
Bowl Coalition, Alliance and Bowl Championship Series History.....	111
Streaks and Rivalries	116
Cliffhangers	119
2003 Overtime Games	122
Division I-A Stadiums	123
Major-College Statistics Trends.....	125
College Football Rules Changes	131



Individual Records

Under a three-division reorganization plan adopted by the special NCAA Convention of August 1973, teams classified major-college in football on August 1, 1973, were placed in Division I. College-division teams were divided into Division II and Division III. At the NCAA Convention of January 1978, Division I was divided into Division I-A and Division I-AA for football only.

Before 2002, postseason games were not included in NCAA final football statistics or records. Beginning with the 2002 season, all postseason games were included in NCAA final football statistics and records.

From 1937, when official national statistics rankings began, through 1969, individual rankings were by totals. Beginning in 1970, most season individual rankings were by per-game averages. In total offense, rushing and scoring, it is yards or points per game; in receiving, catches per game and yards per game; in interceptions, catches per game; and in punt and kickoff returns, yards per return. Punting always has been by average, and all team rankings have been per game. Beginning in 1979, passers were rated in all divisions on "efficiency rating points," which are derived from a formula that compares passers to the national averages for 14 seasons of two-platoon Division I football starting with the 1965 season. One hundred points equals the 14-year averages for all players in Division I. Those averages break down to 6.29 yards per attempt, 47.14 percent completions, 3.97 percent touchdown passes and 6.54 percent interceptions. The formula assumes that touchdowns are as good as interceptions are bad; therefore, these two figures offset each other for the average player. To determine efficiency rating points, multiply a passer's yards per attempt by 8.4, add his completion percentage, add his touchdown percentage times 3.3, then subtract his interception percentage times two.

Passers must have a minimum of 15 attempts per game to determine rating points because fewer attempts could allow a player to win the championship with fewer than 100 attempts in a season. A passer must play in at least 75 percent of his team's games to qualify for the rankings (e.g., a player on a team with a nine-game season could qualify by playing in seven games); thus, a passer with 105 attempts could qualify for the national rankings.

A pass efficiency rating comparison for each year since 1979 has been added to the passing section of all-time leaders.

Individual and team records and rankings included only regular-season games through the 2001 season. Beginning in 2002, all individual and team records included postseason games. Career records of players include only those years in which they competed in Division I-A.

Statistics in some team categories were not tabulated until the advent of the computer-

ized statistics program in 1966. The records listed in those categories begin with the 1966 season and are so indicated.

In 1954, the regular-season schedule was limited to a maximum of 10 games, and in 1970, to a limit of 11 games, excluding postseason competition.

A player whose career includes statistics for parts of five seasons (or an active player who will play in five seasons) because he was granted an additional season of competition for reasons of hardship or a freshman red-shirt are denoted by "\$."

COLLEGIATE RECORDS

Individual and team collegiate records are determined by comparing the best records in all four divisions (I-A, I-AA, II and III) in comparable categories. Included are career records of players who played parts of their careers in different divisions (such as Dennis Shaw of San Diego State, Howard Stevens of Randolph-Macon and Louisville, and Doug Williams of Grambling). For individual collegiate career leaders and team records, see page 198.

2004 NCAA DEFENSIVE FOOTBALL STATISTICS

COMPILATION POLICIES

Effective with the 2004 football season, all individual defensive statistics reported to the NCAA must be compiled by the press box statistics crew during the game. Defensive numbers compiled by the coaching staff or other university/college personnel using game film will not be considered "official" NCAA statistics.

This policy does not preclude a conference or institution from making after-the-game changes to press box numbers. This is consistent with existing NCAA policies involving corrections to any offensive statistics after a contest. Any changes to press box numbers must be obvious errors, such as misidentified players, and this should not be interpreted as a way for press box statistics to be later "updated" by the coaching films. Changes should be made within one week after the game is played. Statisticians also are reminded that NCAA policy does not permit changes to away-game statistics unless approved by the home sports information director.

It is important to note that this policy applies ONLY to official NCAA statistics and national rankings, and does not mean a coaching staff cannot compile separate defensive statistics for institutional use. Those compilations also could appear in the institution's press releases and/or Web site, as long as they are identified as coaching film numbers rather than official statistics as used by the NCAA.

The NCAA statistics staff reserves the right to review any statistics provided to the national office and may withhold publishing/posting those numbers until the accuracy of those statistics can be substantiated.

Total Offense

(Rushing Plus Passing)

MOST PLAYS

Quarter

41—Jason Davis, UNLV vs. Idaho, Sept. 17, 1994 (4th; 41 passes)

Half

57—Rusty LaRue, Wake Forest vs. Duke, Oct. 28, 1995 (2nd; 56 passes, 1 rush)

Game

94—Matt Vogler, TCU vs. Houston, Nov. 3, 1990 (696 yards)

Season

814—Kliff Kingsbury, Texas Tech, 2002 (4,903 yards)

2 Yrs

1,409—Kliff Kingsbury, Texas Tech, 2001-02 (8,357 yards)

3 Yrs

2,072—Kliff Kingsbury, Texas Tech, 2000-02 (11,794 yards)

Career

(4 yrs.) 2,156—Kliff Kingsbury, Texas Tech, 1999-02 (12,263 yards)

MOST PLAYS PER GAME

Season

64.0—David Klingler, Houston, 1990 (704 in 11)

2 Yrs

61.6—David Klingler, Houston, 1990-91 (1,293 in 21)

Career

50.1—Kliff Kingsbury, Texas Tech, 1999-02 (2,156 in 43)

MOST PLAYS BY A FRESHMAN

Game

80—Luke McCown, Louisiana Tech vs. Miami (Fla.), Oct. 28, 2000 (444 yards)

Season

635—Jared Lorenzen, Kentucky, 2000 (3,827 yards)
Also holds per-game record with 57.7 (635 in 11)

MOST YARDS GAINED

Quarter

347—Jason Davis, UNLV vs. Idaho, Sept. 17, 1994 (4th)

Half

510—Andre Ware, Houston vs. Southern Methodist, Oct. 21, 1989 (1st)

Game

732—David Klingler, Houston vs. Arizona St., Dec. 2, 1990 (16 rushing, 716 passing)

Season

5,976—B.J. Symons, Texas Tech, 2003 (143 rushing, 5,833 passing)

2 Yrs

9,455—Ty Detmer, Brigham Young, 1989-90 (293 rushing, 9,748 passing)

3 Yrs

13,456—Ty Detmer, Brigham Young, 1989-91 (323 rushing, 13,779 passing)

Career

(4 yrs.) 14,665—Ty Detmer, Brigham Young, 1988-91 (366 rushing, 15,031 passing)

MOST YARDS GAINED PER GAME

Season

474.6—David Klingler, Houston, 1990 (5,221 in 11)

2 Yrs

402.2—David Klingler, Houston, 1990-91 (8,447 in 21)

Career

382.4—Tim Rattay, Louisiana Tech, 1997-99 (12,618 in 33)

MOST YARDS GAINED, FIRST TWO SEASONS

8,808—Tim Rattay, Louisiana Tech, 1997-98
Also holds per-game record with 383.0 (8,808 in 23)

MOST SEASONS GAINING 4,000 YARDS OR MORE

3—Ty Detmer, Brigham Young, 1989-91

MOST SEASONS GAINING 3,000 YARDS OR MORE

3—Ty Detmer, Brigham Young, 1989-91; Chad Pennington, Marshall, 1997-99; Tim Rattay, Louisiana Tech, 1997-99; Kliff Kingsbury, Texas Tech, 2000-02

MOST SEASONS GAINING 2,500 YARDS OR MORE

4—Antwaan Randle El, Indiana, 1998-01
 3—John Elway, Stanford, 1980-82; Doug Flutie, Boston College, 1982-84; Randall Cunningham, UNLV, 1982-84; Brian McClure, Bowling Green, 1983-85; Erik Wilhelm, Oregon St., 1986-88; Shawn Moore, Virginia, 1988-90; Ty Detmer, Brigham Young, 1989-91; Shane Matthews, Florida, 1990-92; Stoney Case, New Mexico, 1992-94; Peyton Manning, Tennessee, 1995-97; Daunte Culpepper, UCF, 1996-98; Chris Redman, Louisville, 1997-99; Drew Brees, Purdue, 1998-00; Kliff Kingsbury, Texas Tech, 2000-02; Jose Fuentes, Utah St., 2000-02

MOST YARDS GAINED BY A FRESHMAN

Game
 582—David Neill, Nevada vs. New Mexico St., Oct. 10, 1998 (61 plays)
Season
 3,827—Jared Lorenzen, Kentucky, 2000 (635 plays)
 Per-game record—372.3, David Neill, Nevada, 1998

MOST YARDS GAINED BY A SOPHOMORE

Game
 657—Brian Lindgren, Idaho vs. Middle Tenn., Oct. 6, 2001 (20 rushing, 637 passing)
Season
 4,457—Timmy Chang, Hawaii, 2002 (14 games, 663 plays)
 Per-game record—390.8, Scott Mitchell, Utah, 1988

MOST YARDS GAINED IN FIRST GAME OF CAREER

483—Billy Stevens, UTEP vs. North Texas, Sept. 18, 1965

MOST YARDS GAINED IN TWO, THREE AND FOUR CONSECUTIVE GAMES

2 Games
 1,310—David Klingler, Houston, 1990 (578 vs. Eastern Wash., Nov. 17; 732 vs. Arizona St., Dec. 2)
3 Games
 1,799—B.J. Symons, Texas Tech, 2003 (618 vs. North Carolina St., Sept. 20; 681 vs. Mississippi, Sept. 27; 500 vs. Texas A&M, Oct. 4)
4 Games
 2,328—B.J. Symons, Texas Tech, 2003 (618 vs. North Carolina St., Sept. 20; 681 vs. Mississippi, Sept. 27; 500 vs. Texas A&M, Oct. 4; 529 vs. Iowa St., Oct. 11)

MOST GAMES GAINING 300 YARDS OR MORE

Season
 12—Ty Detmer, Brigham Young, 1990; B.J. Symons, Texas Tech, 2003
Career
 33—Ty Detmer, Brigham Young, 1988-91

MOST CONSECUTIVE GAMES GAINING 300 YARDS OR MORE

Season
 12—Ty Detmer, Brigham Young, 1990
Career
 19—Ty Detmer, Brigham Young, 1989-90

MOST GAMES GAINING 400 YARDS OR MORE

Season
 11—B.J. Symons, Texas Tech, 2003
Career
 13—Ty Detmer, Brigham Young, 1988-91

MOST CONSECUTIVE GAMES GAINING 400 YARDS OR MORE

Season
 9—B.J. Symons, Texas Tech, 2003
 Also holds career record with 9

MOST YARDS GAINED AGAINST ONE OPPONENT

Career
 1,483—Ty Detmer, Brigham Young vs. San Diego St., 1988-91

MOST YARDS GAINED PER GAME AGAINST ONE OPPONENT

Career
 (Min. 3 games) 427.7—Byron Leftwich, Marshall vs. Buffalo, 2000-02 (1,283 yards)
 (Min. 4 games) 370.8—Ty Detmer, Brigham Young vs. San Diego St., 1988-91 (1,483 yards)

MOST YARDS GAINED BY TWO OPPOSING PLAYERS

Game
 1,321—Matt Vogler, TCU (696) & David Klingler, Houston (625), Nov. 3, 1990

GAINING 1,000 YARDS RUSHING AND 1,000 YARDS PASSING

Season
 Johnny Bright (HB), Drake, 1950 (1,232 rushing, 1,168 passing); Reggie Collier (QB), Southern Miss., 1981 (1,005 rushing, 1,004 passing); Bart Weiss (QB), Air Force, 1985 (1,032 rushing, 1,449 passing); Darian Hagan (QB), Colorado, 1989 (1,004 rushing, 1,002 passing); Dee Dowis (QB), Air Force, 1989 (1,286 rushing, 1,285 passing); Brian Mitchell (QB), La-Lafayette, 1989 (1,311 rushing, 1,966 passing); Michael Carter (QB), Hawaii, 1991 (1,092 rushing, 1,172 passing); Beau Morgan (QB), Air Force, 1995 (1,285 rushing, 1,165 passing); Beau Morgan (QB), Air Force, 1996 (1,494 rushing, 1,210 passing); Chris McCoy (QB), Navy, 1997 (1,370 rushing, 1,203 passing); Scott Frost (QB), Nebraska, 1997 (1,095 rushing, 1,237 passing); Antwaan Randle El (QB), Indiana, 2000 (1,270 rushing, 1,783 passing); Keith Boyea, Air Force, 2001 (1,216 rushing, 1,253 passing); Woodrow Dantzler (QB), Clemson, 2001 (1,004 rushing, 2,360 passing); Joshua Cribbs (QB), Kent St., 2001 (1,019 rushing, 1,516 passing) (one of only two freshmen to accomplish the feat); Eric Crouch, Nebraska, 2001 (1,115 rushing, 1,510 passing); Brad Smith, Missouri, 2002 (1,029 rushing, 2,333 passing) (one of only two freshmen to accomplish the feat); Joshua Cribbs, Kent St., 2002 (1,057 rushing, 1,014 passing); Jammal Lord, Nebraska, 2002 (1,412 rushing, 1,362 passing); Chance Harridge, Air Force, 2002 (1,229 rushing, 1,062 passing); Ell Roberson, Kansas St., 2002 (1,032 rushing, 1,580 passing); Craig Candeto, Navy, 2003 (1,112 rushing, 1,140 passing); Brad Smith, Missouri, 2003 (1,406 rushing, 1,977 passing)

A QUARTERBACK GAINING 2,000 YARDS PASSING AND 1,000 YARDS RUSHING

Season
 Woodrow Dantzler, Clemson, 2001 (2,360 passing, 1,004 rushing); Brad Smith, Missouri, 2002 (2,333 passing, 1,029 rushing) (only freshman to accomplish the feat)

A QUARTERBACK GAINING 2,000 YARDS RUSHING AND 4,000 YARDS PASSING

Career
 Prince McJunkins, Wichita St., 1979-82 (2,047 rushing, 4,544 passing); John Bond, Mississippi St., 1980-83 (2,280 rushing, 4,621 passing); Rickey Foggie, Minnesota, 1984-87 (2,038 rushing, 4,903 passing); Brian Mitchell, La-Lafayette, 1986-89 (3,335 rushing, 5,447 passing); Major Harris, West Virginia, 1987-89 (2,030 rushing, 4,834 passing); Antwaan Randle El, Indiana, 1998-01 (3,895 rushing, 7,469 passing); Woodrow Dantzler, Clemson, 1998-01 (2,615 rushing, 5,634 passing)

A QUARTERBACK GAINING 3,000 YARDS RUSHING AND 3,000 YARDS PASSING

Career
 Brian Mitchell, La-Lafayette, 1986-89 (3,335 rushing, 5,447 passing); Beau Morgan, Air Force, 1994-96 (3,379 rushing, 3,248 passing); Antwaan Randle El, Indiana, 1998-01 (3,895 rushing, 7,469 passing)

A QUARTERBACK GAINING 3,500 YARDS RUSHING AND 7,000 YARDS PASSING

Career
 Antwaan Randle El, Indiana, 1998-01 (3,895 rushing, 7,469 passing)

A QUARTERBACK GAINING 300 YARDS PASSING AND 100 YARDS RUSHING

Game
 Archie Manning, Mississippi vs. Alabama, Oct. 4, 1969 (104 rushing, 436 passing); Ned James, New Mexico vs. Wyoming, Nov. 1, 1986 (118 rushing, 406 passing); Randy Welniak, Wyoming vs. Air Force, Sept. 24, 1988 (108 rushing, 359 passing); Donald Douglas, Houston vs. Southern Methodist, Oct. 19, 1991 (103 rushing, 319 passing); Shaun King, Tulane vs. Army, Nov. 14, 1998 (133 rushing, 332 passing); Michael Bishop, Kansas St. vs. Nebraska, Nov. 14, 1998 (140 rushing, 306 passing); Michael

Bishop, Kansas St. vs. Texas A&M, Dec. 5, 1998 (101 rushing, 341 passing); Marques Tuiasosopo, Washington vs. Stanford, Oct. 30, 1999 (207 rushing, 302 passing); Brian Broadwater, Navy vs. Tulane, Nov. 11, 2000 (115 rushing, 302 passing); Woodrow Dantzler, Clemson vs. North Carolina St., Oct. 13, 2001 (184 rushing, 333 passing); Shaun Hill, Maryland vs. Duke, Oct. 20, 2001 (105 rushing, 323 passing); Zak Kustok, Northwestern vs. Bowling Green, Nov. 17, 2001 (111 rushing, 421 passing); Kevin Kolb, Houston vs. TCU, Oct. 25, 2003 (144 rushing, 434 passing)

A QUARTERBACK GAINING 400 YARDS PASSING AND 100 YARDS RUSHING

Game
 Archie Manning, Mississippi vs. Alabama, Oct. 4, 1969 (104 rushing, 436 passing); Ned James, New Mexico vs. Wyoming, Nov. 1, 1986 (118 rushing, 406 passing); Zak Kustok, Northwestern vs. Bowling Green, Nov. 17, 2001 (111 rushing, 421 passing); Kevin Kolb, Houston vs. TCU, Oct. 25, 2003 (144 rushing, 434 passing)

A QUARTERBACK GAINING 300 YARDS PASSING AND 200 YARDS RUSHING

Game
 Marques Tuiasosopo, Washington vs. Stanford, Oct. 30, 1999 (207 rushing, 302 passing)

A QUARTERBACK GAINING 200 YARDS RUSHING AND 200 YARDS PASSING

Game
 Reds Bagnell, Pennsylvania vs. Dartmouth, Oct. 14, 1950 (214 rushing, 276 passing); Steve Gage, Tulsa vs. New Mexico, Nov. 8, 1986 (212 rushing, 209 passing); Brian Mitchell, La-Lafayette vs. Colorado St., Nov. 21, 1987 (271 rushing, 205 passing); Marques Tuiasosopo, Washington vs. Stanford, Oct. 30, 1999 (207 rushing, 302 passing); Antwaan Randle El, Indiana vs. Minnesota, Oct. 21, 2000 (210 rushing, 263 passing)

TEAM HAVING A 200-YARD RUSHER AND A 200-YARD RECEIVER IN THE SAME GAME

San Diego St., George Jones (208 rushing) and Will Blackwell (210 receiving) vs. New Mexico, Nov. 4, 1995 (San Diego St. won, 38-29); Pittsburgh, Kevan Barlow (209 rushing) and Antonio Bryant (222 receiving) vs. Boston College, Oct. 21, 2000 (Pittsburgh won, 42-26); Wisconsin, Anthony Davis (247 rushing) and Lee Evans (214 receiving) vs. Akron, Sept. 6, 2003 (Wisconsin won, 48-31); Wisconsin, Dwayne Smith (207 rushing) and Lee Evans (258 receiving) vs. Michigan St., Nov. 15, 2003 (Wisconsin won, 56-21)



Houston's Kevin Kolb joined the exclusive club of quarterbacks who gained 400 yards passing and 100 yards rushing last season with 434 passing and 144 rushing yards against TCU.

TEAMS HAVING A 3,000-YARD PASSER, 1,000-YARD RUSHER AND 1,000-YARD RECEIVER IN THE SAME YEAR

25 teams. Most recent: Boise St., 2003 (Ryan Dinwiddie [4,356 passer], David Mikell [1,142 rusher] and Tim Gilligan [1,192 receiver]); Houston, 2003 (Kevin Kolb [3,131 passer], Anthony Evans [1,149 rusher] and Brandon Middleton [1,250 receiver]); Oregon St., 2003 (Derek Anderson [4,058 passer], Steven Jackson [1,545 rusher], James Newson [1,306 receiver] and Mike Hass [1,013 receiver]); UCF, 2002 (Ryan Schneider [3,770 passer], Alex Haynes [1,038 rusher], Doug Gabriel [1,237 receiver] and Jimmy Fryzel [1,125 receiver]); Fresno St., 2001 (David Carr [4,308 passer], Paris Gaines [1,018 rusher], Rodney Wright [1,331 receiver] and Bernard Berrian [1,270 receiver]); Utah St., 2001 (Jose Fuentes [3,100 passer], Emmett White [1,361 rusher] and Kevin Curtis [1,531 receiver]); Louisville, 1999 (Chris Redman [3,647 passer], Frank Moreau [1,298 rusher] and Arnold Jackson [1,209 receiver]); Nevada, 1999 (David Neill [3,402 passer], Chris Lemon [1,170 rusher], and Trevor Insley [2,060 receiver]); Western Mich., 1999 (Tim Lester [3,639 passer], Robert Stanford [1,092 rusher] and Steve Neal [1,113 receiver]); Louisville, 1998 (Chris Redman [4,042 passer], Leroy Collins [1,134 rusher] and Arnold Jackson [1,165 receiver]); Western Mich., 1998 (Tim Lester [3,311 passer], Darnell Fields [1,016 rusher] and Steve Neal [1,121 receiver]); Nevada, 1998 (David Neill [3,249 passer], Chris Lemon [1,154 rusher], Geoff Noisy [1,405 receiver] and Trevor Insley [1,220 receiver]); Nevada, 1997 (John Dutton [3,526 passer], Chris Lemon [1,055 rusher], Geoff Noisy [1,184 receiver] and Trevor Insley [1,151 receiver]); Tennessee, 1997 (Peyton Manning [3,819 passer], Jamal Lewis [1,364 rusher] and Marcus Nash [1,170 receiver]); Nevada, 1995 (Mike Maxwell [3,611 passer], Kim Minor [1,052 rusher] and Alex Van Dyke [1,854 receiver]); New Mexico St., 1995 (Cody Ledbetter [3,501 passer], Dennis Manns [1,120 rusher] and Lucious Davis [1,018 receiver]); Ohio St., 1995 (Bobby Hoying [3,023 passer], Eddie George [1,826 rusher] and Terry Glenn [1,316 receiver]); San Diego St., 1995 (Billy Blanton [3,300 passer], George Jones [1,842 rusher], Will Blackwell [1,207 receiver] and Az Hakim [1,022 receiver])

(Note: UCF in 2002, Fresno St. in 2001, Nevada in 1997 and 1998, and San Diego St. in 1995, are the only teams to have two 1,000-yard receivers.)

TEAMS HAVING A 2,000-YARD RUSHER AND 2,000-YARD PASSER IN THE SAME YEAR

4—Oklahoma St., 1988 (Barry Sanders [2,628 rusher] and Mike Gundy [2,163 passer]); Colorado, 1994 (Rashaan Salaam [2,055 rusher] and Kordell Stewart [2,071 passer]); Texas, 1998 (Ricky Williams [2,124 rusher] and Major Applewhite [2,453 passer]); Penn St., 2002 (Larry Johnson [2,087 rusher] and Zach Mills [2,417 passer])

TEAMS HAVING A 2,000-YARD RUSHER, 2,000-YARD PASSER AND 1,000-YARD RECEIVER IN THE SAME YEAR

2—Oklahoma St., 1988 (Barry Sanders [2,628 rusher], Mike Gundy [2,163 passer] and Hart Lee Dykes [1,278 receiver]); Texas, 1998 (Ricky Williams [2,124 rusher], Major Applewhite [2,453 passer] and Wane McGarity [1,087 receiver])

TEAMS HAVING A 4,000-YARD PASSER AND 1,000-YARD RUSHER IN THE SAME YEAR

5—Houston, 1990 (David Klingler [5,140 passer] and Chuck Weatherspoon [1,097 rusher]); Louisville, 1998 (Chris Redman [4,042 passer] and Leroy Collins [1,134 rusher]); Houston, 1989 (Andre Ware [4,699 passer] and Chuck Weatherspoon [1,146 rusher]); Fresno St., 2001 (David Carr [4,308 passer] and Paris Gaines [1,018 rusher]); Boise St., 2003 (Ryan Dinwiddie [4,356 passer] and David Mikell [1,142 rusher])

HIGHEST AVERAGE GAIN PER PLAY

Game
(Min. 37-62 plays) 14.3—Jason Martin, Louisiana Tech vs. Toledo, Oct. 19, 1996 (37 for 529)
(Min. 63 plays) 9.9—David Klingler, Houston vs. TCU, Nov. 3, 1990 (63 for 625)

Season
(Min. 3,000 yards) 9.1—Rex Grossman, Florida, 2001 (429 for 3,904)

Career

(Min. 7,500 yards) 8.35—Ryan Dinwiddie, Boise St., 2000-03 (1,189 for 9,924)

MOST TOUCHDOWNS RESPONSIBLE FOR (TDs Scored and Passed For)

Game

11—David Klingler, Houston vs. Eastern Wash., Nov. 17, 1990 (passed for 11)

Season

57—B.J. Symons, Texas Tech, 2003 (scored 5, passed for 52)

2 Yrs

85—David Klingler, Houston, 1990-91 (scored 2, passed for 83)

3 Yrs

122—Ty Detmer, Brigham Young, 1989-91 (scored 14, passed for 108)

Career

(4 yrs) 135—Ty Detmer, Brigham Young, 1988-91 (scored 14, passed for 121)

MOST TOUCHDOWNS RESPONSIBLE FOR PER GAME

Season

5.0—David Klingler, Houston, 1990 (55 in 11)

2 Yrs

4.0—David Klingler, Houston, 1990-91 (85 in 21)

3 Yrs

3.5—Tim Rattay, Louisiana Tech, 1997-99 (117 in 33)

Career

(4 yrs) 2.9—Ty Detmer, Brigham Young, 1988-91 (135 in 46)

Collegiate record—3.6, Dennis Shaw, San Diego St., 1968-69 (72 in 20)

MOST POINTS RESPONSIBLE FOR (Points Scored and Passed For)

Game

66—David Klingler, Houston vs. Eastern Wash., Nov. 17, 1990 (passed for 11 TDs)

Season

348—B.J. Symons, Texas Tech, 2003 (scored 5 TDs, passed for 52 TDs, accounted for 3 two-point conversions)

2 Yrs

514—David Klingler, Houston, 1990-91 (scored 2 TDs, passed for 83 TDs, accounted for 2 two-point conversions)

3 Yrs

702—Tim Rattay, Louisiana Tech, 1997-99 (scored 2 TDs, passed for 115 TDs)

Career

820—Ty Detmer, Brigham Young, 1988-91 (scored 14 TDs, passed for 121 TDs, accounted for 5 two-point conversions)

MOST POINTS RESPONSIBLE FOR PER GAME

Season

30.4—David Klingler, Houston, 1990 (334 in 11)

2 Yrs

22.8—Jim McMahon, Brigham Young, 1980-81 (502 in 22)

3 Yrs

21.3—Tim Rattay, Louisiana Tech, 1997-99 (702 in 33)

Career

(4 yrs) 17.8—Ty Detmer, Brigham Young, 1988-91 (820 in 46)

Collegiate record—21.6, Dennis Shaw, San Diego St., 1968-69 (432 in 20)

SCORING 200 POINTS AND PASSING FOR 200 POINTS

Career

Rick Leach, Michigan, 1975-78 (scored 204, passed for 270); Antwaan Randle El, Indiana, 1998-01 (scored 264, passed for 258)

RUSHED FOR 40 TOUCHDOWNS AND PASSED FOR 40 TOUCHDOWNS

Career

Josh Harris, Bowling Green, 2000-03 (43 rushing, 55 passing); Antwaan Randle El, Indiana, 1998-01 (44 rushing, 42 passing)

MOST CAREER STARTS AT QUARTERBACK

51—Philip Rivers, North Carolina St., 2000-03

Rushing

MOST RUSHES

Quarter

22—Alex Smith, Indiana vs. Michigan St., Nov. 11, 1995 (1st, 114 yards)

Half

34—Tony Sands, Kansas vs. Missouri, Nov. 23, 1991 (2nd, 240 yards)

Game

58—Tony Sands, Kansas vs. Missouri, Nov. 23, 1991 (396 yards)

Season

403—Marcus Allen, Southern California, 1981 (2,342 yards)

2 Yrs

757—Marcus Allen, Southern California, 1980-81 (3,905 yards)

Career

(3 yrs.) 994—Herschel Walker, Georgia, 1980-82 (5,259 yards)

(4 yrs.) 1,215—Steve Bartalo, Colorado St., 1983-86 (4,813 yards)

MOST RUSHES PER GAME

Season

39.6—Ed Marinaro, Cornell, 1971 (356 in 9)

2 Yrs

36.0—Marcus Allen, Southern California, 1980-81 (757 in 21)

Career

34.0—Ed Marinaro, Cornell, 1969-71 (918 in 27)

MOST RUSHES BY A FRESHMAN

Game

52—Michael Turner, Northern Ill. vs. Central Mich., Nov. 18, 2000 (281 yards)

Season

302—Chance Kretschmer, Nevada, 2001 (1,732 yards)

MOST RUSHES PER GAME BY A FRESHMAN

Season

29.2—Steve Bartalo, Colorado St., 1983 (292 in 10)

MOST CONSECUTIVE RUSHES BY SAME PLAYER

Game

16—William Howard, Tennessee vs. Mississippi, Nov. 15, 1986 (during two possessions)

MOST RUSHES IN TWO CONSECUTIVE GAMES

Season

102—Lorenzo White, Michigan St., 1985 (53 vs. Purdue, Oct. 26; 49 vs. Minnesota, Nov. 2)

MOST CONSECUTIVE RUSHES WITHOUT LOSING A FUMBLE

Season

365—Travis Prentice, Miami (Ohio), 1998

Career

862—Travis Prentice, Miami (Ohio), 1997-99

MOST YARDS GAINED

Quarter

222—Corey Dillon, Washington vs. San Jose St., Nov. 16, 1996 (1st, 16 rushes)

Half

287—Stacey Robinson, Northern Ill. vs. Fresno St., Oct. 6, 1990 (1st; 114 in first quarter, 173 in second quarter; 20 rushes); LaDainian Tomlinson, TCU vs. UTEP, Nov. 20, 1999 (2nd; 121 in third quarter, 166 in fourth quarter; 28 rushes)

Game

406—LaDainian Tomlinson, TCU vs. UTEP, Nov. 20, 1999 (43 rushes) (59 yards in first quarter, 60 in second quarter, 121 in third quarter, 166 in fourth quarter)

Season

2,628—Barry Sanders, Oklahoma St., 1988 (344 rushes, 11 games)

2 Yrs

4,195—Troy Davis, Iowa St., 1995-96 (747 rushes)

Career

(3 yrs.) 5,259—Herschel Walker, Georgia, 1980-82 (994 rushes)

(4 yrs.) 6,397—Ron Dayne, Wisconsin, 1996-99 (1,115 rushes)

MOST YARDS GAINED PER GAME

Season

238.9—Barry Sanders, Oklahoma St., 1988 (2,628 in 11)

2 Yrs

190.7—Troy Davis, Iowa St., 1995-96 (4,195 in 22)

Career

174.6—Ed Marinaro, Cornell, 1969-71 (4,715 in 27)

MOST YARDS GAINED BY A FRESHMAN**Game**

386—Marshall Faulk, San Diego St. vs. Pacific (Cal.), Sept. 14, 1991 (37 rushes)

Season

1,863—Ron Dayne, Wisconsin, 1996 (295 rushes)
Per-game record—158.8, Marshall Faulk, San Diego St., 1991 (1,429 in 9)

MOST YARDS GAINED BY A SOPHOMORE**Game**

351—Scott Harley, East Caro. vs. North Carolina St., Nov. 30, 1996 (42 rushes)

Season

2,010—Troy Davis, Iowa St., 1995 (345 rushes)
Also holds per-game record with 182.7 (2,010 in 11)

FRESHMEN GAINING 1,000 YARDS OR MORE**Season**

By 63 players (see chart after Annual Rushing Champions). Most recent: Laurence Maroney, Minnesota, 2003 (1,121); Jerry Seymour, Central Mich., 2003 (1,117); Robert Merrill, TCU, 2003 (1,107); Lynell Hamilton, San Diego St., 2003 (1,087); Courtney Lewis, Texas A&M, 2003 (1,024); Justin Vincent, LSU, 2003 (1,001); Terry Caulley, Connecticut, 2002 (1,247); Maurice Claret, Ohio St., 2002 (1,237); DonTrell Moore, New Mexico, 2002 (1,134); Matt Milton, Nevada, 2002 (1,108); T.A. McLendon, North Carolina St., 2002 (1,101); Brad Smith, Missouri, 2002 (QB) (1,029); Chance Kretchmer, Nevada, 2001 (1,732); Anthony Davis, Wisconsin, 2001 (1,466); Joshua Cribbs, Kent St., 2001 (QB) (1,019); Avon Cobourne, West Virginia, 1999 (1,139); Derrick Nix, Southern Miss., 1998 (1,180); Ken Simonton, Oregon St., 1998 (1,028); Jamal Lewis, Tennessee, 1997 (1,364); Robert Sanford, Western Mich., 1997 (1,033); Ron Dayne, Wisconsin, 1996 (1,863); Demond Parker, Oklahoma, 1996 (1,184); Sedrick Irvin, Michigan St., 1996 (1,036)

TWO FRESHMEN, SAME TEAM, GAINING 1,000 YARDS OR MORE**Season**

Mike Smith (1,062) & Gwain Durden (1,049), Chattanooga, 1977

FIRST PLAYER TO GAIN 1,000 YARDS OR MORE**Season**

Byron "Whizzer" White, Colorado, 1937 (1,121)

(Note: Before NCAA records began in 1937, Morley Drury of Southern California gained 1,163 yards in 1927.)

EARLIEST GAME REACHING 1,000 YARDS**Season**

5th—Ed Marinaro, Cornell, 1971 (1,026); Ricky Bell, Southern California, 1976 (1,008); Marcus Allen, Southern California, 1981 (1,136); Ernest Anderson, Oklahoma St., 1982 (1,042); Barry Sanders, Oklahoma St., 1988 (1,002); Troy Davis, Iowa St., 1995 (1,001); Troy Davis, Iowa St., 1996 (1,047); Byron Hanspard, Texas Tech, 1996 (1,112); Ricky Williams, Texas, 1998 (1,086)

EARLIEST GAME A FRESHMAN REACHED 1,000 YARDS**Season**

7th—Emmitt Smith, Florida, 1987 (1,011 vs. Temple, Oct. 17); Marshall Faulk, San Diego St., 1991 (1,157 vs. Colorado St., Nov. 9)

MOST YARDS GAINED BY A QUARTERBACK**Game**

308—Stacey Robinson, Northern Ill. vs. Fresno St., Oct. 6, 1990 (22 rushes)

Season

1,494—Beau Morgan, Air Force, 1996 (225 rushes)
Also holds per-game record with 135.8 (1,494 in 11)

Career

3,895—Antwaan Randle El, Indiana, 1998-01 (857 rushes)
Per-game record—109.1, Stacey Robinson, Northern Ill., 1988-90 (2,727 in 25)

MOST YARDS GAINED BY A FRESHMAN QUARTERBACK**Season**

1,029—Brad Smith, Missouri, 2002 (193 rushes)

LONGEST GAIN BY A QUARTERBACK**Game**

98—Mark Malone, Arizona St. vs. Utah St., Oct. 27, 1979 (TD)

MOST GAMES GAINING 100 YARDS OR MORE**Season**

12—Quentin Griffin, Oklahoma, 2003

Career

33—Archie Griffin, Ohio St., 1972-75 (42 games); Tony Dorsett, Pittsburgh, 1973-76 (43 games)

MOST GAMES GAINING 100 YARDS OR MORE BY A FRESHMAN**Season**

10—Anthony Davis, Wisconsin, 2001

MOST CONSECUTIVE GAMES GAINING 100 YARDS OR MORE**Career**

31—Archie Griffin, Ohio St., began Sept. 15, 1973 (vs. Minnesota), ended Nov. 22, 1975 (vs. Michigan)

MOST CONSECUTIVE GAMES GAINING 100 YARDS OR MORE BY A FRESHMAN**Season**

8—Ron "Po" James, New Mexico St., 1968

MOST CONSECUTIVE GAMES GAINING 100 YARDS OR MORE BY A QUARTERBACK**Season**

5—Beau Morgan, Air Force, 1995; Brian Madden, Navy, 1999

MOST GAMES GAINING 200 YARDS OR MORE**Season**

8—Marcus Allen, Southern California, 1981

Career

11—Marcus Allen, Southern California, 1978-81 (in 21 games during 1980-81); Ricky Williams, Texas, 1995-98; Ron Dayne, Wisconsin, 1996-99

MOST GAMES GAINING 200 YARDS OR MORE BY A FRESHMAN**Season**

4—Herschel Walker, Georgia, 1980; Ron Dayne, Wisconsin, 1996

MOST CONSECUTIVE GAMES GAINING 200 YARDS OR MORE**Season**

5—Marcus Allen, Southern California, 1981 (210 vs. Tennessee, Sept. 12; 274 vs. Indiana, Sept. 19; 208 vs. Oklahoma, Sept. 26; 233 vs. Oregon St., Oct. 3; 211 vs. Arizona, Oct. 10); Barry Sanders, Oklahoma St., 1988 (320 vs. Kansas St., Oct. 29; 215 vs. Oklahoma, Nov. 5; 312 vs. Kansas, Nov. 12; 293 vs. Iowa St., Nov. 19; 332 vs. Texas Tech, Dec. 3)

MOST GAMES GAINING 300 YARDS OR MORE**Season**

4—Barry Sanders, Oklahoma St., 1988

Also holds career record with 4

MOST CONSECUTIVE GAMES GAINING 300 YARDS OR MORE**Season**

2—Ricky Williams, Texas, 1998 (318 vs. Rice, Sept. 26; 350 vs. Iowa St., Oct. 3)

MOST YARDS GAINED IN TWO, THREE, FOUR AND FIVE CONSECUTIVE GAMES**2 Games**

668—Ricky Williams, Texas, 1998 (318 vs. Rice, Sept. 26; 350 vs. Iowa St., Oct. 3)

3 Games

937—Barry Sanders, Oklahoma St., 1988 (312 vs. Kansas, Nov. 12; 293 vs. Iowa St., Nov. 19; 332 vs. Texas Tech, Dec. 3)

4 Games

1,152—Barry Sanders, Oklahoma St., 1988 (215 vs. Oklahoma, Nov. 5; 312 vs. Kansas, Nov. 12; 293 vs. Iowa St., Nov. 19; 332 vs. Texas Tech, Dec. 3)

5 Games

1,472—Barry Sanders, Oklahoma St., 1988 (320 vs. Kansas St., Oct. 29; 215 vs. Oklahoma, Nov. 5; 312 vs. Kansas, Nov. 12; 293 vs. Iowa St., Nov. 19; 332 vs. Texas Tech, Dec. 3)

MOST SEASONS GAINING 1,500 YARDS OR MORE**Career**

3—Tony Dorsett, Pittsburgh, 1973, 1975-76; Herschel Walker, Georgia, 1980-82; Travis Prentice, Miami (Ohio), 1997-99

MOST SEASONS GAINING 1,000 YARDS OR MORE**Career**

4—Tony Dorsett, Pittsburgh, 1973-76; Amos Lawrence, North Carolina, 1977-80; Dennis Manns, New Mexico St., 1995-98; Ron Dayne, Wisconsin, 1996-99
Collegiate record tied by Howard Stevens, Randolph-Macon, 1968-69; Louisville, 1971-72

MOST PLAYERS REACHING 2,000 CAREER RUSHING YARDS IN THE SAME SEASON

3—Nebraska, 2000 (Cornell Buckhalter, 2,522; Dan Alexander, 2,456; Eric Crouch, 2,319)

TWO PLAYERS, SAME TEAM, EACH GAINING 1,000 YARDS OR MORE**Season**

30 times. Most recent: Minnesota, 2003—Marion Booker III (1,196) & Laurence Maroney (1,121); Navy, 2003—Kyle Eckel (1,249) & Craig Candeto (1,112); Missouri, 2003—Brad Smith (1,406) & Zack Abow (1,155); Kansas St., 2002—Darren Sproles (1,465) & Ell Roberson (1,032); Nebraska, 2001—Dahrran Diedrick (1,299) & Eric Crouch (1,115); Nebraska, 1997—Ahman Green (1,877) & Scott Frost (1,016); Ohio, 1996—Steve Hookfin (1,125) & Kareem Wilson (1,072); Colorado St., 1996—Calvin Branch (1,279) & Damon Washington (1,075)

TWO PLAYERS, SAME TEAM, EACH GAINING 200 YARDS OR MORE**Game**

Gordon Brown, 214 (23 rushes) & Steve Gage (QB), 206 (26 rushes), Tulsa vs. Wichita St., Nov. 2, 1985; Sedrick Irvin, 238 (28 rushes) & Marc Renaud, 203 (21 rushes), Michigan St. vs. Penn St., Nov. 29, 1997

TWO OPPOSING DIVISION I-A PLAYERS EACH GAINING 200 YARDS OR MORE**Game**

George Swann, Miami (Ohio) (239) & Otis Cheatham, Western Mich. (219), Sept. 8, 1984; Barry Sanders, Oklahoma St. (215) & Mike Gaddis, Oklahoma (213), Nov. 5, 1988; Ricky Williams, Texas (249) & Michael Perry, Rice (211), Sept. 27, 1997; De'Mond Parker, Oklahoma (291) & Ricky Williams, Texas (223), Oct. 11, 1997; Chris Barclay, Wake Forest (243) & Bruce Perry, Maryland (237), Nov. 29, 2003



Oklahoma running back Quentin Griffin fought through enough tackles such as this one in 2003 to become the first Division I-A player to gain at least 100 yards in 12 games.

MOST YARDS GAINED BY TWO OPPOSING PLAYERS**Game**

553—Marshall Faulk, San Diego St. (386) & Ryan Benjamin, Pacific (167), Sept. 14, 1991

MOST YARDS GAINED BY TWO PLAYERS, SAME TEAM**Game**

476—Tony Sands (396) & Chip Hilleary (80), Kansas vs. Missouri, Nov. 23, 1991

Season

2,997—Barry Sanders (2,628) & Gerald Hudson (Sanders' backup, 369), Oklahoma St., 1988
Also hold per-game record with 272.5

Career

8,193—Eric Dickerson (4,450) & Craig James (3,743), Southern Methodist, 1979-82 (alternated at the same position during the last 36 games)

MOST YARDS GAINED IN FIRST GAME OF CAREER

273—Chris McCoy (Soph.), Navy vs. Southern Methodist, Sept. 9, 1995

MOST YARDS GAINED BY A FRESHMAN IN FIRST GAME OF CAREER

212—Greg Hill, Texas A&M vs. LSU, Sept. 14, 1991 (30 carries)

LONGEST RUSH BY A FRESHMAN IN FIRST GAME OF CAREER

98—Jerald Sowell, Tulane vs. Alabama, Sept. 4, 1993

MOST YARDS GAINED IN OPENING GAME OF SEASON

343—Tony Jeffery, TCU vs. Tulane, Sept. 13, 1986 (16 rushes)

MOST YARDS GAINED AGAINST ONE OPPONENT**Career**

788—LaDainian Tomlinson, TCU vs. UTEP, 1997, 1999-00 (95 rushes)

MOST YARDS GAINED PER GAME AGAINST ONE OPPONENT**Career**

(Min. 2 games) 292.0—Anthony Thompson, Indiana vs. Wisconsin, 1986, 89 (584 yards, 91 rushes)
(Min. 3 games) 262.7—LaDainian Tomlinson, TCU vs. UTEP, 1997, 1999-00 (788 yards, 95 rushes)

MOST YARDS GAINED BY TWO BROTHERS**Season**

3,690—Barry Sanders, Oklahoma St. (2,628) & Byron Sanders, Northwestern (1,062), 1988

HIGHEST AVERAGE GAIN PER RUSH**Game**

(Min. 8-14 rushes) 30.2—Kevin Lowe, Wyoming vs. South Dakota St., Nov. 10, 1984 (10 for 302)

(Min. 15-25 rushes) 21.4—Tony Jeffery, TCU vs. Tulane, Sept. 13, 1986 (16 for 343)

(Min. 26 rushes) 13.7—Eddie Lee Ivery, Georgia Tech vs. Air Force, Nov. 11, 1978 (26 for 356)

Season

(Min. 75-100 rushes) 11.5—Glenn Davis, Army, 1945 (82 for 944)

(Min. 101-213 rushes) 9.6—Chuck Weatherspoon, Houston, 1989 (119 for 1,146)

(Min. 214-281 rushes) 7.8—Mike Rozier, Nebraska, 1983 (275 for 2,148)

(Min. 282 rushes) 7.6—Barry Sanders, Oklahoma St., 1988 (344 for 2,628)

Career

(Min. 300-413 rushes) 8.3—Glenn Davis, Army, 1943-46 (358 for 2,957)

(Min. 414-780 rushes) 7.2—Mike Rozier, Nebraska, 1981-83 (668 for 4,780)

(Min. 781 rushes) 6.21—Ricky Williams, Texas, 1995-98 (1,011 for 6,279)

MOST TOUCHDOWNS SCORED BY RUSHING**Quarter**

4—Dick Felt, Brigham Young vs. San Jose St., Nov. 8, 1952 (4th); Howard Griffith, Illinois vs. Southern Ill., Sept. 22, 1990 (3rd); Frank Moreau, Louisville vs. East Caro., Nov. 1, 1997 (2nd)

Game

8—Howard Griffith, Illinois vs. Southern Ill., Sept. 22, 1990 (5, 51, 7, 41, 5, 18, 5, 3 yards; Griffith scored three touchdowns [51, 7, 41] on consecutive carries and scored four touchdowns in the third quarter)

Season

37—Barry Sanders, Oklahoma St., 1988 (11 games)
Also holds per-game record at 3.4 (37 in 11)

Career

73—Travis Prentice, Miami (Ohio), 1996-99

MOST GAMES SCORING TWO OR MORE TOUCHDOWNS BY RUSHING**Season**

11—Barry Sanders, Oklahoma St., 1988

MOST CONSECUTIVE GAMES SCORING TWO OR MORE TOUCHDOWNS BY RUSHING**Career**

12—Barry Sanders, Oklahoma St. (last game of 1987, all 11 in 1988)

MOST TOUCHDOWNS SCORED BY RUSHING BY A FRESHMAN**Game**

7—Marshall Faulk, San Diego St. vs. Pacific, Sept. 14, 1991

Season

21—Marshall Faulk, San Diego St., 1991
Also holds per-game record with 2.3 (21 in 9)

MOST RUSHING TOUCHDOWNS SCORED BY A QUARTERBACK**Game**

6—Dee Dowis, Air Force vs. San Diego St., Sept. 1, 1989 (55, 28, 12, 16, 60, 17 yards; 249 yards rushing on 13 carries); Craig Candeto, Navy vs. Army, Dec. 7, 2002 (1, 1, 42, 7, 3, 1 yards; 103 yards rushing on 18 carries)

Season

22—Chance Harridge, Air Force, 2002 (13 games)

Career

59—Eric Crouch, Nebraska, 1998-01 (43 games)

MOST CONSECUTIVE RUSHES FOR A TOUCHDOWN IN A GAME

3—Howard Griffith, Illinois vs. Southern Ill., Sept. 22, 1990 (TDs of 51, 7 and 41 yards); Tiki Barber, Virginia vs. Texas, Sept. 28, 1996 (TDs of 16, 26 and 12 yards); Chris McCoy, Navy vs. Rutgers, Sept. 13, 1997 (TDs of 2, 9 and 2 yards); Aaron Greiving, Iowa vs. Kent St., Sept. 1, 2001 (TDs of 14, 1 and 26 yards); Michael Robinson, Penn St. vs. Louisiana Tech, Sept. 21, 2002 (TDs of 8, 5 and 6 yards)

MOST RUSHING TOUCHDOWNS SCORED BY A QUARTERBACK IN TWO CONSECUTIVE SEASONS

38—Stacey Robinson, Northern Ill., 1989-90 (19 and 19); Eric Crouch, Nebraska, 2000-01 (20 and 18)

Passing

HIGHEST PASSING EFFICIENCY RATING POINTS**Game**

(Min. 12-24 atts.) 403.4—Tim Clifford, Indiana vs. Colorado, Sept. 26, 1980 (14 attempts, 11 completions, 0 interceptions, 345 yards, 5 TD passes)

(Min. 25-49 atts.) 317.4—Bruce Gradkowski, Toledo vs. Buffalo, Nov. 1, 2003 (25 attempts, 23 completions, 0 interceptions, 435 yards, 6 TD passes)

(Min. 50 atts.) 199.2—Chris Redman, Louisville vs. East Caro., Nov. 14, 1998 (56 attempts, 44 completions, 1 interception, 592 yards, 6 TD passes)

Season

(Min. 15 atts. per game) 183.3—Shaun King, Tulane, 1998 (328 attempts, 223 completions, 6 interceptions, 3,232 yards, 36 TD passes)

Career

(Min. 325 comps.) 168.9—Ryan Dinwiddie, Boise St., 2000-03 (992 attempts, 622 completions, 21 interceptions, 9,819 yards, 82 TD passes)

HIGHEST PASSING EFFICIENCY RATING POINTS BY A FRESHMAN**Season**

(Min. 15 atts. per game) 180.4—Michael Vick, Virginia Tech, 1999 (152 attempts, 90 completions, 5 interceptions, 1,840 yards, 12 TD passes)

MOST PASSES ATTEMPTED**Quarter**

41—Jason Davis, UNLV vs. Idaho, Sept. 17, 1994 (4th, completed 28)

Half

56—Rusty LaRue, Wake Forest vs. Duke, Oct. 28, 1995 (2nd, completed 41)

Game

83—Drew Brees, Purdue vs. Wisconsin, Oct. 10, 1998 (completed 55)

Season

719—B.J. Symons, Texas Tech, 2003 (13 games, completed 470)

2 Yrs

1,241—Cliff Kingsbury, Texas Tech, 2001-02 (completed 844)

3 Yrs

1,826—Cliff Kingsbury, Texas Tech, 2000-02 (completed 1,206)

Career

(4 yrs.) 1,883—Cliff Kingsbury, Texas Tech, 1999-02 (completed 1,231)

MOST PASSES ATTEMPTED PER GAME**Season**

58.5—David Klingler, Houston, 1990 (643 in 11)

Career

47.0—Tim Rattay, Louisiana Tech, 1997-99 (1,552 in 33)

MOST PASSES ATTEMPTED BY A FRESHMAN**Game**

72—Luke McCown, Louisiana Tech vs. Miami (Fla.), Oct. 28, 2000 (completed 42)

Season

559—Jared Lorenzen, Kentucky, 2000 (completed 321)

MOST PASSES COMPLETED**Quarter**

28—Jason Davis, UNLV vs. Idaho, Sept. 17, 1994 (4th, attempted 41)

Half

41—Rusty LaRue, Wake Forest vs. Duke, Oct. 28, 1995 (2nd, attempted 56)

Game

55—Rusty LaRue, Wake Forest vs. Duke, Oct. 28, 1995 (attempted 78); Drew Brees, Purdue vs. Wisconsin, Oct. 10, 1998 (attempted 83)

Season

479—Cliff Kingsbury, Texas Tech, 2002 (14 games, attempted 712)

2 Yrs

844—Cliff Kingsbury, Texas Tech, 2001-02 (attempted 1,241)

Per-game record—34.7, Tim Couch, Kentucky, 1997-98 (763 in 22)

3 Yrs

1,206—Cliff Kingsbury, Texas Tech, 2000-02 (attempted 1,826)

Also holds per-game record with 32.6 (1,206 in 37)

Career

(4 yrs.) 1,231—Cliff Kingsbury, Texas Tech, 1999-02 (attempted 1,883)

MOST PASSES COMPLETED PER GAME**Season**

36.4—Tim Couch, Kentucky, 1998 (400 in 11)

Career

30.8—Tim Rattay, Louisiana Tech, 1997-99 (1,015 in 33)

MOST PASSES COMPLETED BY A FRESHMAN**Game**

47—Luke McCown, Louisiana Tech vs. Auburn, Oct. 21, 2000 (attempted 65)

Season

321—Jared Lorenzen, Kentucky, 2000 (attempted 559)

Also holds per-game record with 29.2 (321 in 11)

MOST CONSECUTIVE PASSES COMPLETED**Game**

23—Tee Martin, Tennessee vs. South Carolina, Oct. 31, 1998

Season

24—Tee Martin, Tennessee, 1998 (completed last attempt vs. Alabama, Oct. 24 and first 23 vs. South Carolina, Oct. 31)

MOST PASSES COMPLETED IN TWO, THREE AND FOUR CONSECUTIVE GAMES**2 Games**

96—Rusty LaRue, Wake Forest, 1995 (55 vs. Duke, Oct. 28; 41 vs. Georgia Tech, Nov. 4)

3 Games

146—Rusty LaRue, Wake Forest, 1995 (55 vs. Duke, Oct. 28; 41 vs. Georgia Tech, Nov. 4; 50 vs. North Carolina St., Nov. 18)

4 Games

176—Kliff Kingsbury, Texas Tech, 2002 (41 vs. New Mexico, Sept. 27; 49 vs. Texas A&M, Oct. 5; 37 vs. Iowa, Oct. 12; 49 vs. Missouri, Oct. 19)

HIGHEST PERCENTAGE OF PASSES COMPLETED**Game**

(Min. 20-29 comps.) 95.8%—Tee Martin, Tennessee vs. South Carolina, Oct. 31, 1998 (23 of 24)

(Min. 30-39 comps.) 91.2%—Steve Sarkisian, Brigham Young vs. Fresno St., Nov. 25, 1995 (31 of 34)

(Min. 40 comps.) 83.1%—Kliff Kingsbury, Texas Tech vs. Texas A&M, Oct. 5, 2002 (49 of 59)

Season

(Min. 150 atts.) 73.6%—Daunte Culpepper, UCF, 1998 (296 of 402)

Career

(Min. 875-999 atts.) 66.2%—Scott Milanovich, Maryland, 1992-95 (650 of 982)

(Min. 1,000 atts.) 67.1%—Tim Couch, Kentucky, 1996-98 (795 of 1,184)

HIGHEST PERCENTAGE OF PASSES COMPLETED BY A FRESHMAN**Season**

(Min. 200 atts.) 66.2%—Grady Benton, Arizona St., 1992 (149 of 225)

MOST PASSES HAD INTERCEPTED**Game**

9—John Reaves, Florida vs. Auburn, Nov. 1, 1969 (attempted 66)

Season

34—John Eckman, Wichita St., 1966 (attempted 458) Also holds per-game record with 3.4 (34 in 10)

Career

(3 yrs.) 68—Zeke Bratkowski, Georgia, 1951-53 (attempted 734)

(4 yrs.) 73—Mark Herrmann, Purdue, 1977-80 (attempted 1,218)

Per-game record—2.3, Steve Ramsey, North Texas, 1967-69 (67 in 29)

LOWEST PERCENTAGE OF PASSES HAD INTERCEPTED**Season**

(Min. 150-349 atts.) 0.0%—Matt Blundin, Virginia, 1991 (0 of 224)

(Min. 350 atts.) 0.74%—Marquel Blackwell, South Fla., 2002 (3 of 403)

Career

(Min. 600-1,049 atts.) 1.3%—Billy Volek, Fresno St., 1997-99 (12 of 934)

(Min. 1,050 atts.) 2.12%—Kliff Kingsbury, Texas Tech, 1999-02 (40 of 1,883)

MOST PASSES ATTEMPTED WITHOUT AN INTERCEPTION**Game**

70—Timmy Chang, Hawaii vs. Rice, Sept. 27, 2003 (completed 42)

Entire Season

224—Matt Blundin, Virginia, 1991 (completed 135)

MOST CONSECUTIVE PASSES ATTEMPTED WITHOUT AN INTERCEPTION**Season**

271—Trent Dilfer, Fresno St., 1993

Also holds career record with 271

MOST CONSECUTIVE PASSES ATTEMPTED WITH JUST ONE INTERCEPTION**Career**

329—Damon Allen, Cal St. Fullerton, 1983-84 (during 16 games; began Oct. 8, 1983, vs. Nevada, ended Nov. 3, 1984, vs. Fresno St. Interception occurred vs. Idaho, Sept. 15, 1984)

MOST CONSECUTIVE PASSES ATTEMPTED WITHOUT AN INTERCEPTION AT THE START OF A CAREER BY A FRESHMAN

138—Mike Gundy, Oklahoma St., 1986 (during 8 games)

MOST CONSECUTIVE PASSES ATTEMPTED WITHOUT AN INTERCEPTION AT THE START OF A DIVISION I-A CAREER

202—Brad Otton, Southern California, 1994-95 (played 1993 at Division I-AA Weber St.)

MOST YARDS GAINED**Quarter**

347—Jason Davis, UNLV vs. Idaho, Sept. 17, 1994 (4th)

Half

517—Andre Ware, Houston vs. Southern Methodist, Oct. 21, 1989 (1st, completed 25 of 41)

Game

716—David Klingler, Houston vs. Arizona St., Dec. 2, 1990 (completed 41 of 70)

Season

(11 games) 5,140—David Klingler, Houston, 1990 (completed 374 of 643)

(12 games) 5,336—B.J. Symons, Texas Tech, 2003 (completed 429 of 666)

(13 games) 5,833—B.J. Symons, Texas Tech, 2003 (completed 470 of 719)

2 Yrs

9,748—Ty Detmer, Brigham Young, 1989-90 (completed 626 of 974)

3 Yrs

13,779—Ty Detmer, Brigham Young, 1989-91 (completed 875 of 1,377)

Career

(4 yrs.) 15,031—Ty Detmer, Brigham Young, 1988-91 (completed 958 of 1,530)

MOST YARDS GAINED PER GAME**Season**

467.3—David Klingler, Houston, 1990 (5,140 in 11)

2 Yrs

406.2—Ty Detmer, Brigham Young, 1989-90 (9,748 in 24)

Career

(3 yrs.) 386.2—Tim Rattay, Louisiana Tech, 1997-99 (12,746 in 33)

(4 yrs.) 326.8—Ty Detmer, Brigham Young, 1988-91 (15,031 in 46)

MOST YARDS GAINED BY A FRESHMAN**Game**

611—David Neill, Nevada vs. New Mexico St., Oct. 10, 1998

Season

3,687—Jared Lorenzen, Kentucky, 2000

Per-game record—361.0, David Neill, Nevada, 1998 (3,249 in 9)

MOST YARDS GAINED BY A SOPHOMORE**Game**

631—Scott Mitchell, Utah vs. Air Force, Oct. 15, 1988

Season

4,560—Ty Detmer, Brigham Young, 1989

Per-game record—392.9, Scott Mitchell, Utah, 1988 (4,322 in 11)

MOST SEASONS GAINING 2,000 YARDS OR MORE**Career**

4—Kevin Sweeney, Fresno St., 1983-86 (2,359—3,259—2,604—2,363); Todd Santos, San Diego St., 1984-87 (2,063—2,877—2,553—3,932); Tom Hodson, LSU, 1986-89 (2,261—2,125—2,074—2,655); T. J. Rubley, Tulsa, 1987-89, 1991 (2,058—2,497—2,292—2,054); Alex Van Pelt, Pittsburgh, 1989-92 (2,527—2,427—2,796—3,163); Glenn Foley, Boston College, 1990-93 (2,189—2,225—2,231—3,397); Tim Lester, Western Mich., 1996-99 (2,189—2,160—3,311—3,639); David Garrard, East Caro., 1998-01 (2,091—2,359—2,332—2,247); Jared Lorenzen, Kentucky, 2000-03 (3,678—2,179—2,267—2,227); Luke McCown, Louisiana Tech, 2000-03 (2,544—3,337—3,539—3,246); Philip Rivers, North Carolina St., 2000-03 (3,054—2,586—3,353—4,491)

MOST YARDS GAINED IN TWO, THREE AND FOUR CONSECUTIVE GAMES**2 Games**

1,288—David Klingler, Houston, 1990 (572 vs. Eastern Wash., Nov. 17; 716 vs. Arizona St., Dec. 2)

3 Games

1,798—David Klingler, Houston, 1990-91 (572 vs. Eastern Wash., Nov. 17, 1990; 716 vs. Arizona St., Dec. 2, 1990; 510 vs. Louisiana Tech, Aug. 31, 1991)

4 Games

2,239—B.J. Symons, Texas Tech, 2003 (586 vs. North Carolina St., Sept. 20; 661 vs. Mississippi, Sept. 27;

505 vs. Texas A&M, Oct. 4; 487 vs. Iowa St., Oct. 11)

MOST GAMES GAINING 200 YARDS OR MORE**Season**

13—Kliff Kingsbury, Texas Tech, 2002 (14 games); B.J. Symons, Texas Tech, 2003 (13 games)

Career

38—Ty Detmer, Brigham Young, 1988-91

MOST CONSECUTIVE GAMES GAINING 200 YARDS OR MORE**Season**

13—B.J. Symons, Texas Tech, 2003

Career

28—Kliff Kingsbury, Texas Tech (from Oct. 10, 2000, to Nov. 16, 2002)

MOST GAMES GAINING 300 YARDS OR MORE**Season**

12—Ty Detmer, Brigham Young, 1990, 1989

Career

33—Ty Detmer, Brigham Young, 1988-91

MOST CONSECUTIVE GAMES GAINING 300 YARDS OR MORE**Season**

12—Ty Detmer, Brigham Young, 1990, 1989

Career

24—Ty Detmer, Brigham Young (from Sept. 2, 1989, to Dec. 1, 1990)

MOST GAMES GAINING 400 YARDS OR MORE**Season**

9—David Klingler, Houston, 1990; B.J. Symons, Texas Tech, 2003

Career

12—Ty Detmer, Brigham Young, 1988-91; Tim Rattay, Louisiana Tech, 1997-99

MOST YARDS GAINED BY TWO OPPOSING PLAYERS**Game**

1,253—Matt Vogler, TCU (690) & David Klingler, Houston (563), Nov. 3, 1990

TWO PLAYERS, SAME TEAM, EACH PASSING FOR 250 YARDS OR MORE**Game**

Steve Cottrell (311) & John Elway (270), Stanford vs. Arizona St., Oct. 24, 1981; Andre Ware (517) & David Klingler (254), Houston vs. Southern Methodist, Oct. 21, 1989; Jason Davis (381) & Jared Brown (254), UNLV vs. Idaho, Sept. 17, 1994

MOST YARDS GAINED IN OPENING GAME OF SEASON

590—Tim Rattay, Louisiana Tech vs. Nebraska, Aug. 29, 1998

MOST YARDS GAINED AGAINST ONE OPPONENT**Career**

1,495—Ty Detmer, Brigham Young vs. New Mexico, 1988-91

MOST YARDS GAINED PER GAME AGAINST ONE OPPONENT**Career**

(Min. 3 games) 426.7—Byron Leftwich, Marshall vs. Buffalo, 2000-02 (1,280 yards)

(Min. 4 games) 373.8—Ty Detmer, Brigham Young vs. New Mexico, 1988-91 (1,495 yards)

MOST YARDS GAINED PER ATTEMPT**Game**

(Min. 25-39 atts.) 18.5—David Neill, Nevada vs. Idaho, Oct. 24, 1998 (26 for 480)

(Min. 40-59 atts.) 14.1—John Walsh, Brigham Young vs. Utah St., Oct. 30, 1993 (44 for 619)

(Min. 60 atts.) 10.5—Scott Mitchell, Utah vs. Air Force, Oct. 15, 1988 (60 for 631)

Season

(Min. 412 atts.) 11.1—Ty Detmer, Brigham Young, 1989 (412 for 4,560)

Career

(Min. 1,000 atts.) 9.8—Ty Detmer, Brigham Young, 1988-91 (1,530 for 15,031)

MOST YARDS GAINED PER COMPLETION**Game**

(Min. 22-41 comps.) 22.9—John Walsh, Brigham Young vs. Utah St., Oct. 30, 1993 (27 for 619)

(Min. 42 comps.) 15.7—Matt Vogler, TCU vs. Houston, Nov. 3, 1990 (44 for 690)

Season

(Min. 109-204 comps.) 18.2—Doug Williams, Grambling, 1977 (181 for 3,286)
(Min. 205 comps.) 17.5—Danny Wuerffel, Florida, 1996 (207 for 3,625)

Career

(Min. 275-399 comps.) 17.3—J.J. Joe, Baylor, 1990-93 (347 for 5,995)
(Min. 400 comps.) 15.8—Ryan Dinwiddie, Boise St., 2000-03 (662 for 9,819)

MOST TOUCHDOWN PASSES**Quarter**

6—David Klingler, Houston vs. Louisiana Tech, Aug. 31, 1991 (2nd)

Half

7—Dennis Shaw, San Diego St. vs. New Mexico St., Nov. 15, 1969 (1st); Terry Dean, Florida vs. New Mexico St., Sept. 3, 1994 (1st); Doug Johnson, Florida vs. Central Mich., Sept. 6, 1997 (1st)

Game

11—David Klingler, Houston vs. Eastern Wash., Nov. 17, 1990

Season

54—David Klingler, Houston, 1990 (11 games)

2 Yrs

83—David Klingler, Houston, 1990-91
Also holds per-game record with 4.0 (83 in 21)

3 Yrs

115—Tim Rattay, Louisiana Tech, 1997-99

Career

(3 yrs.) 115—Tim Rattay, Louisiana Tech, 1997-99
(4 yrs.) 121—Ty Detmer, Brigham Young, 1988-91

MOST TOUCHDOWN PASSES PER GAME**Season**

4.9—David Klingler, Houston, 1990 (54 in 11)

Career

3.5—Tim Rattay, Louisiana Tech, 1997-99 (115 in 33)

HIGHEST PERCENTAGE OF PASSES FOR TOUCHDOWNS**Season**

(Min. 175-374 atts.) 11.6%—Dennis Shaw, San Diego St., 1969 (39 of 335)

(Min. 375 atts.) 10.6%—Jim McMahon, Brigham Young, 1980 (47 of 445)

Career

(Min. 400-499 atts.) 9.7%—Rick Leach, Michigan, 1975-78 (45 of 462)

(Min. 500 atts.) 9.7%—Danny Wuerffel, Florida, 1993-96 (114 of 1,170)

MOST CONSECUTIVE GAMES THROWING A TOUCHDOWN PASS**Career**

35—Ty Detmer, Brigham Young (from Sept. 7, 1989, to Nov. 23, 1991)

MOST CONSECUTIVE PASSES COMPLETED FOR TOUCHDOWNS**Game**

6—Brooks Dawson, UTEP vs. New Mexico, Oct. 28, 1967 (first six completions of the game)

MOST TOUCHDOWN PASSES THROWN ON CONSECUTIVE PLAYS**Game**

3—Jay Stuckey, UTEP vs. New Mexico St., Sept. 25, 1999 (9, 80 and 33 yards in 1:53 of playing time in second quarter)

MOST TOUCHDOWN PASSES IN FIRST GAME OF CAREER

5—John Reaves, Florida vs. Houston, Sept. 20, 1969

TOUCHDOWN PASS THROWN ON FIRST PASS OF CAREER

Matt Leinart, Southern California vs. Auburn, Aug. 30, 2003 (5 yards)

MOST TOUCHDOWN PASSES BY A FRESHMAN**Game**

6—Bob Hoernschmeyer, Indiana vs. Nebraska, Oct. 9, 1943; Luke McCown, Louisiana Tech vs. La.-Lafayette, Oct. 14, 2000

Season

29—David Neill, Nevada, 1998

MOST TOUCHDOWN PASSES IN FRESHMAN AND SOPHOMORE SEASONS

55—Rex Grossman, Florida, 2000 (21) & 2001 (34)

MOST TOUCHDOWN PASSES BY A SOPHOMORE

39—Chad Pennington, Marshall, 1997

MOST TOUCHDOWN PASSES AT CONCLUSION OF JUNIOR SEASON

86—Ty Detmer, Brigham Young, 1988 (13), 1989 (32) & 1990 (41)

MOST TOUCHDOWN PASSES, SAME PASSER AND RECEIVER**Season**

26—Tim Rattay to Troy Edwards, Louisiana Tech, 1998

Career

39—Tim Rattay to Troy Edwards, Louisiana Tech, 1997-98

MOST PASSES ATTEMPTED WITHOUT A TOUCHDOWN PASS**Season**

266—Stu Rayburn, Kent St., 1984 (completed 125)

FEWEST TIMES SACKED ATTEMPTING TO PASS**Season**

(Min. 300 atts.) 4—Steve Walsh, Miami (Fla.), 1988, in 390 attempts. Last 4 games of the season: Tulsa, 1 for -8 yards; LSU, 1 for -2; Arkansas, 1 for -12; Brigham Young, 1 for -9.

Receiving**MOST PASSES CAUGHT****Game**

23—Randy Gatewood, UNLV vs. Idaho, Sept. 17, 1994 (363 yards)

Season

142—Manny Hazard, Houston, 1989 (1,689 yards)

Career

(2 yrs.) 227—Alex Van Dyke, Nevada, 1994-95 (3,100 yards)

(3 yrs.) 261—Howard Twilley, Tulsa, 1963-65 (3,343 yards)

(4 yrs.) 300—Arnold Jackson, Louisville, 1997-00 (3,670 yards)

MOST PASSES CAUGHT PER GAME**Season**

13.4—Howard Twilley, Tulsa, 1965 (134 in 10)

Career

10.5—Manny Hazard, Houston, 1989-90 (220 in 21)

MOST PASSES CAUGHT BY TWO PLAYERS, SAME TEAM**Season**

236—J.R. Tolver (128) & Kassim Osgood (108), San Diego St., 2002 (3,337 yards, 21 TDs)

Career

453—Mark Templeton (262) & Charles Lockett (191), Long Beach St., 1983-86 (4,871 yards, 30 TDs)

MOST PASSES CAUGHT IN CONSECUTIVE GAMES

38—Manny Hazard, Houston, 1989 (19 vs. TCU, Nov. 4; 19 vs. Texas, Nov. 11)

MOST CONSECUTIVE GAMES CATCHING A PASS**Career**

47—Kareem Kelly, Southern California, 1999-02; Kunle Patrick, Northwestern, 2000-03; Wes Welker, Texas Tech, 2000-03; Roy Williams, Texas, 2000-03

MOST PASSES CAUGHT BY A TIGHT END**Game**

17—Emilio Vallez, New Mexico vs. UTEP, Oct. 27, 1967 (257 yards); Jon Harvey, Northwestern vs. Michigan, Oct. 23, 1982 (208 yards)

Season

90—James Whalen, Kentucky, 1999 (1,019 yards)

Career


217—Ibn Green, Louisville, 1996-99 (2,830 yards)

MOST PASSES CAUGHT PER GAME BY A TIGHT END**Season**

8.2—James Whalen, Kentucky, 1999 (90 in 11)

Career

5.4—Gordon Hudson, Brigham Young, 1980-83 (178 in 33)

MOST PASSES CAUGHT BY A RUNNING BACK

Northwestern Sports Information

Northwestern's Kunle Patrick added his name to the Division I-A records by catching a pass in 47 consecutive games.

Game

18—Mark Templeton, Long Beach St. vs. Utah St., Nov. 1, 1986 (173 yards)

Season

99—Mark Templeton, Long Beach St., 1986 (688 yards)

Career

262—Mark Templeton, Long Beach St., 1983-86 (1,969 yards)

MOST PASSES CAUGHT BY A FRESHMAN**Game**

18—Richard Woodley (WR), TCU vs. Texas Tech, Nov. 10, 1990 (180 yards)

Season

98—Tarean Henderson, Texas Tech, 2002 (RB) (633 yards)

Also holds per-game record with 7.0 (98 in 14)

CATCHING AT LEAST 50 PASSES AND GAINING AT LEAST 1,000 YARDS RUSHING**Season**

By 10 players. Most recent: Ryan Benjamin, Pacific (Cal.), 1991 (51 catches and 1,581 yards rushing)
Darrin Nelson, Stanford, holds record for most seasons at 3 (1977-78, 1981)

CATCHING AT LEAST 60 PASSES AND GAINING AT LEAST 1,000 YARDS RUSHING

Darrin Nelson, Stanford, 1981 (67 catches and 1,014 yards rushing); Brad Muster, Stanford, 1986 (61 catches and 1,053 yards rushing); Johnny Johnson, San Jose St., 1988 (61 catches and 1,219 yards rushing)

MOST YARDS GAINED**Game**

405—Troy Edwards, Louisiana Tech vs. Nebraska, Aug. 29, 1998 (caught 21)

Season

2,060—Trevor Insley, Nevada, 1999 (caught 134)

Career

5,005—Trevor Insley, Nevada, 1996-99 (caught 298)

MOST YARDS GAINED PER GAME**Season**

187.3—Trevor Insley, Nevada, 1999 (2,060 in 11)

Career

140.9—Alex Van Dyke, Nevada, 1994-95 (3,100 in 22)

MOST YARDS GAINED BY A TIGHT END**Game**

259—Gordon Hudson, Brigham Young vs. Utah, Nov. 21, 1981 (caught 13)

Season

1,156—Chris Smith, Brigham Young, 1990 (caught 68)

Career

2,830—Ibn Green, Louisville, 1996-99 (caught 217)

MOST YARDS GAINED PER GAME BY A TIGHT END**Season**

102.0—Mike Moore, Grambling, 1977 (1,122 in 11)

Career

75.3—Gordon Hudson, Brigham Young, 1980-83 (2,484 in 33)

MOST YARDS GAINED BY A FRESHMAN**Game**

263—Corey Alston, Western Mich. vs. Eastern Mich., Nov. 1, 1997 (caught 9)

Season

1,265—Mike Williams, Southern California, 2002 (caught 81, 13 games)

Per-game record—101.9, Brandon Stokley, La.-Lafayette, 1995 (1,121 in 11)

MOST YARDS GAINED BY A SOPHOMORE**Season**

1,672—Larry Fitzgerald, Pittsburgh, 2003

MOST GAMES GAINING 100 YARDS OR MORE**Season**

11—Aaron Turner, Pacific, 1991

Also holds consecutive record with 11

Career

26—Trevor Insley, Nevada, 1996-99

Consecutive record: 11, Aaron Turner, Pacific, 1991 (all one season) and Keyshawn Johnson, Southern California, 1994-95 (over two seasons)

MOST GAMES GAINING 200 YARDS OR MORE**Season**

6—Trevor Insley, Nevada, 1999

Consecutive record: 3, Howard Twilley, Tulsa, 1965 & Trevor Insley, Nevada, 1999

MOST YARDS GAINED BY TWO PLAYERS, SAME TEAM**Game**

640—Rick Eber (322) & Harry Wood (318), Tulsa vs. Idaho St., Oct. 7, 1967 (caught 33, 6 TDs)

Season

3,337—J.R. Tolver (1,785) & Kassim Osgood (1,552), San Diego St., 2002 (13 games)

TWO PLAYERS, SAME TEAM, EACH GAINING 1,000 YARDS**Season**

18 times. Jason Phillips (1,444; 108 catches) & James Dixon (1,103; 102 catches), Houston, 1988; Patrick Rowe (1,392; 71 catches) & Dennis Arey (1,118; 68 catches), San Diego St., 1990; Andy Boyce (1,241; 79 catches) & Chris Smith (1,156; 68 catches), Brigham Young, 1990; Charles Johnson (1,149; 57 catches) & Michael Westbrook (1,060; 76 catches), Colorado, 1992; Bryan Reeves (1,362; 91 catches) & Michael Stephens (1,062; 80 catches), Nevada, 1993; Will Blackwell (1,207; 86 catches) & Az Hakim (1,022; 57 catches), San Diego St., 1995; E. G. Green (1,007; 60 catches) & Andre Cooper (1,002; 71 catches), Florida St., 1995; Chris Doering (1,045; 70 catches) & Ike Hilliard (1,008; 57 catches), Florida, 1995; Geoff Noisy (1,435; 98 catches) & Diamond Wilkins (1,121; 114 catches), Nevada, 1996; Geoff Noisy (1,184; 86 catches) & Trevor Insley (1,151; 59 catches), Nevada, 1997; Geoff Noisy (1,405; 94 catches) & Trevor Insley (1,220; 69 catches), Nevada, 1998; Jaiuan Dawson (1,051; 96 catches) & Adrian Burnette (1,095; 79 catches), Tulane, 1999; Rodney Wright (1,331; 91 catches) & Bernard Berrian (1,270; 76 catches), Fresno St., 2001; J.R. Tolver (1,785; 128 catches) & Kassim Osgood (1,552; 108 catches), San Diego St., 2002; Doug Gabriel (1,237; 75 catches) & Jimmy Fryzel (1,126; 58 catches), UCF, 2002; Mike Williams (1,265; 81 catches) & Keary Colbert (1,029; 71 catches), Southern California, 2002; Mike Williams (1,314; 95 catches) & Keary Colbert (1,013; 69 catches), Southern California, 2003; Carlos Francis (1,177; 75 catches), Wes

Welker (1,099; 97 catches) & Nehemiah Glover (1,081; 77 catches), Texas Tech, 2003 (only team with three players over 1,000 yards in the same season) (see record below)

THREE PLAYERS, SAME TEAM, EACH GAINING 1,000 YARDS**Season**

Carlos Francis (1,177; 75 catches), Wes Welker (1,099; 97 catches) & Nehemiah Glover (1,081; 77 catches), Texas Tech, 2003 (only team in NCAA history with three players over 1,000 yards in the same season)

TWO PLAYERS, SAME TEAM, RANKED NO. 1 & NO. 2 IN FINAL RECEIVING RANKINGS**Season**

Jason Phillips (No. 1, 9.8 catches per game) & James Dixon (No. 2, 9.3 catches per game), Houston, 1988

FOUR PLAYERS, SAME TEAM, EACH CATCHING 60 PASSES OR MORE**Season**

James Jordan (81), John Simon (79), Delwyn Daigre (77) & Sean Cangelosi (62), Louisiana Tech, 1999; Wes Welker (97), Mickey Peters (78), Tauren Henderson (78), Nehemiah Glover (77) & Carlos Francis (75), Texas Tech, 2003 (only team with five players with at least 60 catches in a season) (see record below)

FIVE PLAYERS, SAME TEAM, EACH CATCHING 60 PASSES OR MORE**Season**

Wes Welker (97), Mickey Peters (78), Tauren Henderson (78), Nehemiah Glover (77) & Carlos Francis (75), Texas Tech, 2003 (only team in NCAA history with five players with more than 60 catches in the same season)

THREE PLAYERS, SAME TEAM, EACH CATCHING 60 PASSES OR MORE**Season**

Patrick Rowe (71), Dennis Arey (68) & Jimmy Raye (62), San Diego St., 1990; Arnold Jackson (101), Ibn Green (60) & Lavell Boyd (60), Louisville, 1999

MOST 1,000-YARD RECEIVING SEASONS

3—Marc Zeno, Tulane, 1985-87 (1,137 in 1985; 1,033 in 1986; Clarkston Hines, Duke, 1987-89 (1,084 in 1987; 1,067 in 1988; 1,149 in 1989); 1,206 in 1987); Aaron Turner, Pacific, 1990-92 (1,264 in 1990; 1,604 in 1991; 1,171 in 1992); Ryan Yarborough, Wyoming, 1991-93 (1,081 in 1991; 1,351 in 1992; 1,512 in 1993); Marcus Harris, Wyoming, 1993-96 (1,431 in 1994; 1,423 in 1995; 1,650 in 1996); Brandon Stokley, La.-Lafayette, 1995-96, 98 (1,121 in 1995; 1,160 in 1996; 1,175 in 1998); Geoff Noisy, Nevada, 1996-98 (1,435 in 1996; 1,184 in 1997; 1,405 in 1998); Trevor Insley, Nevada, 1997-99 (1,151 in 1997; 1,220 in 1998; 2,060 in 1999)

MOST RECEIVING SEASONS OVER 1,400 YARDS

3—Marcus Harris, Wyoming, 1993-96 (1,431 in 1994; 1,423 in 1995; 1,650 in 1996)

HIGHEST AVERAGE GAIN PER RECEPTION**Game**

(Min. 3-4 repts.) 72.7—Terry Gallaher, East Caro. vs. Appalachian St., Sept. 13, 1975 (3 for 218; 82, 77, 59 yards)

(Min. 5-9 repts.) 52.6—Alexander Wright, Auburn vs. Pacific (Cal.), Sept. 9, 1989 (5 for 263; 78, 60, 41, 73, 11 yards)

(Min. 10 repts.) 34.9—Chuck Hughes, UTEP vs. North Texas, Sept. 18, 1965 (10 for 349)

Season

(Min. 30-49 repts.) 27.9—Elmo Wright, Houston, 1968 (43 for 1,198)

(Min. 50 repts.) 24.4—Henry Ellard, Fresno St., 1982 (62 for 1,510)

Career

(Min. 75-104 repts.) 25.7—Wesley Walker, California, 1973-76 (86 for 2,206)

(Min. 105 repts.) 22.0—Herman Moore, Virginia, 1988-90 (114 for 2,504)

HIGHEST AVERAGE GAIN PER RECEPTION BY A TIGHT END**Season**

(Min. 30 repts.) 22.6—Jay Novacek, Wyoming, 1984 (33 for 745)

Career

(Min. 75 repts.) 19.2—Clay Brown, Brigham Young, 1978-80 (88 for 1,691)

MOST TOUCHDOWN PASSES CAUGHT**Half**

5—Rashaun Woods, Oklahoma St. vs. Southern Methodist, Sept. 20, 2003 (TD catches of 2, 10, 34, 32 and 25 yards) (finished with 7 TD receptions)

Game

7—Rashaun Woods, Oklahoma St. vs. Southern Methodist, Sept. 20, 2003 (12 receptions for 232 yards; TD catches of 2, 10, 34, 32, 25, 5 and 11 yards)

Season

27—Troy Edwards, Louisiana Tech, 1998 (140 receptions)

Per-game record—2.3, Tom Reynolds, San Diego St., 1969 (18 in 8); Troy Edwards, Louisiana Tech, 1998 (27 in 12)

Career

50—Troy Edwards, Louisiana Tech, 1996-98 (280 receptions)

MOST GAMES CATCHING A TOUCHDOWN PASS**Season**

12—Randy Moss, Marshall, 1997; Larry Fitzgerald, Pittsburgh, 2003

Career

27—Ryan Yarborough, Wyoming, 1990-93 (caught a total of 42 in 46 games)

MOST CONSECUTIVE GAMES CATCHING A TOUCHDOWN PASS**Season**

12—Randy Moss, Marshall, 1997; Larry Fitzgerald, Pittsburgh, 2003

Career

18—Larry Fitzgerald, Pittsburgh, 2002-03 (last six games of 2002 and first 12 games of 2003)

MOST TOUCHDOWN PASSES CAUGHT BY A TIGHT END**Season**


18—Dennis Smith, Utah, 1989 (73 receptions)

Career

33—Ibn Green, Louisville, 1996-99 (217 receptions)

HIGHEST PERCENTAGE OF PASSES CAUGHT FOR TOUCHDOWNS**Season**

(Min. 10 TDs) 58.8%—Kevin Williams, Southern California, 1978 (10 of 17)



Pittsburgh Sports Information

Pittsburgh wide receiver Larry Fitzgerald set the record for most yards gained by a sophomore with 1,672 in 2003, and he also owns the career mark for most consecutive games catching a touchdown pass with 18.

Career

(Min. 20 TDs) 35.3%—Kevin Williams, Southern California, 1977-80 (24 of 68)

HIGHEST AVERAGE YARDS PER TOUCHDOWN PASS**Season**

(Min. 10 TDs) 56.1—Elmo Wright, Houston, 1968 (11 for 617 yards; 87, 50, 75, 2, 80, 79, 13, 67, 61, 43, 60 yards)

Career

(Min. 15 TDs) 46.5—Charles Johnson, Colorado, 1990-93 (15 for 697 yards)

MOST TOUCHDOWN PASSES CAUGHT, 50 YARDS OR MORE**Season**

8—Elmo Wright, Houston, 1968 (87, 50, 75, 80, 79, 67, 61, 60 yards); Henry Ellard, Fresno St., 1982 (68, 51, 80, 61, 67, 72, 80, 72 yards)

MOST CONSECUTIVE PASSES CAUGHT FOR TOUCHDOWNS

6—Carlos Carson, LSU, 1977 (5 vs. Rice, Sept. 24; 1 vs. Florida, Oct. 1; first receptions of his career); Gerald Armstrong, Nebraska, 1992 (1 vs. Utah, Sept. 5; 1 vs. Arizona St., Sept. 26; 1 vs. Oklahoma St., Oct. 10; 1 vs. Colorado, Oct. 31; 2 vs. Kansas, Nov. 7)

MOST TOUCHDOWN PASSES CAUGHT BY A FRESHMAN**Season**

14—Jabar Gaffney, Florida, 2000; Mike Williams, Southern California, 2002

MOST TOUCHDOWN PASSES CAUGHT IN FRESHMAN AND SOPHOMORE SEASONS

34—Larry Fitzgerald, Pittsburgh, 2002 (12) & 2003 (22)

MOST YARDS GAINED IN A GAME WITHOUT SCORING A TOUCHDOWN

326—Nate Burleson, Nevada vs. San Jose St., Nov. 10, 2001 (12 receptions)

Punting**MOST PUNTS****Game**

36—Charlie Calhoun, Texas Tech vs. Centenary (La.), Nov. 11, 1939 (1,318 yards; 20 were returned, 8 went out of bounds, 6 were downed, 1 was blocked [blocked kicks counted against the punter until 1955] and 1 went into the end zone for a touchback. Thirty-three of the punts occurred on first down during a heavy downpour in the game played at Shreveport, Louisiana)

Season

101—Jim Bailey, VMI, 1969 (3,507 yards)

Career

(3 yrs.) 276—Jim Bailey, VMI, 1969-71 (10,127 yards)
(4 yrs.) 322—Nick Harris, California, 1997-00 (13,621 yards)

HIGHEST AVERAGE PER PUNT**Game**

(Min. 5-9 punts) 60.4—Lee Johnson, Brigham Young vs. Wyoming, Oct. 8, 1983 (5 for 302; 53, 44, 63, 62, 80 yards)

(Min. 10 punts) 53.6—Jim Benien, Oklahoma St. vs. Colorado, Nov. 13, 1971 (10 for 536)

Season

(Min. 36-39 punts) 50.3—Chad Kessler, LSU, 1997 (39 for 1,961)

(Min. 40-49 punts) 49.8—Reggie Roby, Iowa, 1981 (44 for 2,193)

(Min. 50-74 punts) 48.4—Todd Sauerbrun, West Virginia, 1994 (72 for 3,486)

(Min. 75 punts) 46.6—Bill Marinangel, Vanderbilt, 1996 (77 for 3,586)

Career

(Min. 150-199 punts) 46.3—Todd Sauerbrun, West Virginia, 1991-94 (167 for 7,733)

(Min. 200-249 punts) 44.7—Ray Guy, Southern Miss., 1970-72 (200 for 8,934)

(Min. 250 punts) 44.7—Shane Lechler, Texas A&M, 1996-99 (268 for 11,977)

HIGHEST AVERAGE PER PUNT BY A FRESHMAN SEASON

(Min. 40 punts) 47.0—Tom Tupa, Ohio St., 1984 (41 for 1,927)

MOST YARDS ON PUNTS**Game**

1,318—Charlie Calhoun, Texas Tech vs. Centenary (La.), Nov. 11, 1939 (36 punts)

Season

4,138—Johnny Pingel, Michigan St., 1938 (99 punts)

Career

13,621—Nick Harris, California, 1997-00 (322 punts)

MOST GAMES WITH A 40-YARD AVERAGE OR MORE**Career**

(Min. 4 punts) 37—Shane Lechler, Texas A&M, 1996-99 (punted in 48 games)

MOST PUNTS, 50 YARDS OR MORE**Game**

7—Mark Mariscal, Colorado vs. Southern California, Sept. 14, 2002 (8 punts)

Season

32—Todd Sauerbrun, West Virginia, 1994 (72 punts)

Career

(2 yrs.) 51—Marv Bateman, Utah, 1970-71 (133 punts)
(3 yrs.) 61—Russ Henderson, Virginia, 1976-78 (226 punts)
(4 yrs.) 88—Bill Smith, Mississippi, 1983-86 (254 punts)

MOST CONSECUTIVE GAMES WITH AT LEAST ONE PUNT OF 50 YARDS OR MORE**Career**

32—Bill Smith, Mississippi, 1983-86

MOST PUNTS IN A CAREER WITHOUT HAVING ONE BLOCKED

300—Tony DeLeone, Kent St., 1981-84
Also holds consecutive record with 300

LONGEST PUNT

99—Pat Brady, Nevada vs. Loyola Marymount, Oct. 28, 1950

RANKING IN TOP 12 IN BOTH PUNTING AND FIELD GOALS

Steve Little, Arkansas, 1977 (No. 4 in punting, 44.3-yard average and No. 2 in field goals, 1.73 per game); Rob Keen, California, 1988 (No. 11 in punting, 42.6-yard average and No. 3 in field goals, 1.91 per game); Chris Gardocki, Clemson, 1990 (No. 4 in punting, 44.3-yard average and No. 4 in field goals, 1.73 per game), 1989 (No. 10 in punting, 42.7-yard average and No. 6 in field goals, 1.82 per game); Dan Eichloff, Kansas, 1991 (No. 12 in punting, 42.3-yard average and No. 3 in field goals, 1.64 per game); Daron Alcorn, Akron, 1992 (No. 11 in punting, 43.6-yard average and tied for No. 9 in field goals, 1.64 per game)

Interceptions**MOST PASSES INTERCEPTED****Game**

5—Lee Cook, Oklahoma St. vs. Detroit, Nov. 28, 1942 (15 yards); Walt Pastuszak, Brown vs. Rhode Island, Oct. 8, 1949 (47 yards); Byron Beaver, Houston vs. Baylor, Sept. 22, 1962 (18 yards); Dan Rebsch, Miami (Ohio) vs. Western Mich., Nov. 4, 1972 (88 yards). Special note: Prior to NCAA College Division records, Dick Miller of Akron intercepted six passes vs. Baldwin-Wallace on Oct. 23, 1937.

Season

14—Al Worley, Washington, 1968 (130 yards)

Career

29—Al Brosky, Illinois, 1950-52 (356 yards)

MOST PASSES INTERCEPTED PER GAME**Season**

1.4—Al Worley, Washington, 1968 (14 in 10)

Career

1.1—Al Brosky, Illinois, 1950-52 (29 in 27)

MOST PASSES INTERCEPTED BY A LINEBACKER**Game**

3—Nate Kvamme, Colorado St. vs. San Jose St., Oct. 11, 1997; Aaron Humphrey, Texas vs. Rutgers, Sept.

6, 1997; Joseph Phipps, TCU vs. Oklahoma, Sept. 12, 1998; Lorenzo Ferguson, Virginia Tech vs. Clemson, Sept. 12, 1998; Dan Dawson, Rice vs. Hawaii, Oct. 21, 2000; Will Derting, Washington St. vs. Nevada, Aug. 31, 2002; Grant Steen, Iowa vs. Indiana, Oct. 19, 2002

Season

9—Bill Sibley, Texas A&M, 1941 (57 yards)

MOST PASSES INTERCEPTED BY A FRESHMAN GAME

4—Mario Edwards, Florida St. vs. Wake Forest, Nov. 14, 1998 (60 yards)

Season

13—George Shaw, Oregon, 1951 (136 yards)
Also holds per-game record with 1.3 (13 in 10)

MOST YARDS ON INTERCEPTION RETURNS**Game**

182—Ashley Lee, Virginia Tech vs. Vanderbilt, Nov. 12, 1983 (2 interceptions)

Season

302—Charles Phillips, Southern California, 1974 (7 interceptions)

Career

501—Terrell Buckley, Florida St., 1989-91 (21 interceptions)

MOST TOUCHDOWNS SCORED ON INTERCEPTION RETURNS**Game**

3—Johnny Jackson, Houston vs. Texas, Nov. 7, 1987 (31, 53, 97 yards)

Season

4—Deltha O'Neal, California, 1999 (9 interceptions)

Career

5—Jackie Walker, Tennessee, 1969-71 (11 interceptions); Ken Thomas, San Jose St., 1979-82 (14 interceptions); Deltha O'Neal, California, 1996-99 (11 interceptions)

MOST TOUCHDOWNS SCORED ON INTERCEPTION RETURNS BY A LINEBACKER**Game**

2—Tom Fisher, New Mexico St. vs. Lamar, Nov. 14, 1970 (52 & 28 yards in one quarter.); Randy Neal, Virginia vs. Virginia Tech, Nov. 21, 1992 (37 & 30 yards); Patrick Brown, Kansas vs. UAB, Aug. 28, 1997 (51 & 23 yards); Nate Kvamme, Colorado St. vs. San Jose St., Oct. 11, 1997 (15 & 57 yards)

Season

2—Tom Fisher, New Mexico St., 1970; Jerry Robinson, UCLA, 1976; Joe Bowden, Oklahoma, 1991; Randy Neal, Virginia, 1994, 1992; Mike Rose, Purdue, 1997; Patrick Brown, Kansas, 1997; Nate Kvamme, Colorado St., 1997; Chris Claiborne, Southern California, 1998; Dustin Cohen, Miami (Ohio), 1998; Dan Dawson, Rice, 2001; Spencer Havner, UCLA, 2002

Career

4—Randy Neal, Virginia, 1991-94; Dustin Cohen, Miami (Ohio), 1996-99

HIGHEST AVERAGE GAIN PER INTERCEPTION**Game**

(Min. 2 ints.) 91.0—Ashley Lee, Virginia Tech vs. Vanderbilt, Nov. 12, 1983 (2 for 182)

Season

(Min. 5 ints.) 50.6—Norm Thompson, Utah, 1969 (5 for 253)

Career

(Min. 15 ints.) 26.5—Tom Pridemore, West Virginia, 1975-77 (15 for 398)

MOST CONSECUTIVE GAMES INTERCEPTING A PASS

15—Al Brosky, Illinois, began Nov. 11, 1950 (vs. Iowa), ended Oct. 18, 1952 (vs. Minnesota)

Punt Returns**MOST PUNT RETURNS****Game**

20—Milton Hill, Texas Tech vs. Centenary (La.), Nov. 11, 1939 (110 yards)

Season

57—Wes Welker, Texas Tech, 2002 (752 yards, 14 games)

Per-game record—5.5, Dick Adams, Miami (Ohio), 1970 (55 in 10)

Career
153—Vai Sikahema, Brigham Young, 1980-81, 1984-85 (1,312 yards)

MOST YARDS ON PUNT RETURNS


Game
277—Antonio Perkins, Oklahoma vs. UCLA, Sept. 20, 2003 (7 returns)

Season
791—Lee Nalley, Vanderbilt, 1948 (43 returns)
Also holds per-game record with 79.1 (791 in 10)

Career
1,761—Wes Welker, Texas Tech, 2000-03 (152 returns)


HIGHEST AVERAGE GAIN PER RETURN

Game
(Min. 3-4 rets.) 59.7—Chip Hough, Air Force vs. Southern Methodist, Oct. 9, 1971 (3 for 179)



Oklahoma Sports Information

Oklahoma's Antonio Perkins set the record for most yards on punt returns in a game with 277 yards on seven returns versus UCLA last season. He returned three of the punts for touchdown runs of 74, 84 and 55 yards to establish the record for most TDs scored on punt returns in a game.



Texas Tech Sports Information

Texas Tech's Wes Welker heads for his eighth career punt return for a touchdown against Colorado last year. That is a Division I-A record, as is his 1,761 career punt return yards.

(Min. 5 rets.) 43.8—Golden Richards, Brigham Young vs. North Texas, Sept. 10, 1971 (5 for 219)

Season
(Min. 1.2 rets. per game) 25.9—Bill Blackstock, Tennessee, 1951 (12 for 311)

(Min. 1.5 rets. per game) 25.0—George Sims, Baylor, 1948 (15 for 375)

Career
(Min. 1.2 rets. per game) 23.6—Jack Mitchell, Oklahoma, 1946-48 (39 for 922)

(Min. 1.5 rets. per game) 20.5—Gene Gibson, Cincinnati, 1949-50 (37 for 760)

MOST TOUCHDOWNS SCORED ON PUNT RETURNS

Game
3—Antonio Perkins, Oklahoma vs. UCLA, Sept. 20, 2003 (74, 84 & 55 yards)

Season
4—Golden Richards, Brigham Young, 1971; Cliff Branch, Colorado, 1971; James Henry, Southern Miss., 1987; Tinker Keck, Cincinnati, 1997; Quinton Spotwood, Syracuse, 1997; David Allen, Kansas St., 1998; Santana Moss, Miami (Fla.), 2000; Derek Abney, Kentucky, 2002; DeJuan Groce, Nebraska, 2002; Steve Suter, Maryland, 2002; Antonio Perkins, Oklahoma, 2003

Career
8—Wes Welker, Texas Tech, 2000-03 (2 in 2000, 1 in 2001, 3 in 2002, 2 in 2003)

CONSECUTIVE GAMES WITH PUNT RETURN FOR A TOUCHDOWN

3—David Allen, Kansas St., 1998 (63 yards vs. Indiana St., Sept. 5; 69 yards vs. Northern Ill., Sept. 12; 93 yards vs. Texas, Sept. 19)
(Allen also returned punts for touchdowns in consecutive games in 1999 [94 yards vs. Iowa St., Sept. 25 & 74 yards vs. Texas, Oct.2])

Kickoff Returns

MOST KICKOFF RETURNS

Game
11—Trevor Cobb, Rice vs. Houston, Dec. 2, 1989 (166 yards)

Season
55—William White, Army, 2002 (1,239 yards, 11 games)

Career
123—Jeff Liggon, Tulane, 1993-96 (2,922 yards)

MOST RETURNS PER GAME

Season
5.0—William White, Army, 2002 (55 in 11)

Career
3.0—Steve Odom, Utah, 1971-73 (99 in 33)

MOST YARDS ON KICKOFF RETURNS

Game
248—Tyrone Watley, Iowa St. vs. Nebraska, Nov. 15, 1997 (10 returns)

Season
1,239—William White, Army, 2002 (55 returns, 11 games)

Career
2,922—Jeff Liggon, Tulane, 1993-96 (123 returns)

MOST YARDS RETURNED PER GAME

Season
112.7—Dwayne Owens, Oregon St., 1990 (1,014 in 9)

Career
78.2—Steve Odom, Utah, 1971-73 (2,582 in 33)

HIGHEST AVERAGE GAIN PER RETURN

Game
(Min. 3 rets.) 72.7—Anthony Davis, Southern California vs. Notre Dame, Dec. 2, 1972 (3 for 218)

Season
(Min. 1.2 rets. per game) 40.1—Paul Allen, Brigham Young, 1961 (12 for 481)
(Min. 1.5 rets. per game) 38.2—Forrest Hall, San Francisco, 1946 (15 for 573)

Career
(Min. 1.2 rets. per game) 36.2—Forrest Hall, San Francisco, 1946-47 (22 for 796)

(Min. 1.5 rets. per game) 31.0—Overton Curtis, Utah St., 1957-58 (32 for 991)

MOST TOUCHDOWNS SCORED ON KICKOFF RETURNS

Game
2—Paul Copoulos, Marquette vs. Iowa Pre-Flight, Nov. 6, 1943 (85 & 82 yards); Ron Horwath, Detroit vs. Hillsdale, Sept. 22, 1950 (96 & 96 yards); Ollie Matson, San Francisco vs. Fordham, Oct. 20, 1951 (94 & 90 yards); Anthony Davis, Southern California vs. Notre Dame, Dec. 2, 1972 (97 & 96 yards); Raghib Ismail, Notre Dame vs. Rice, Nov. 5, 1988 (87 & 83 yards); *Raghib Ismail, Notre Dame vs. Michigan, Sept. 16, 1989 (88 & 92 yards); Stacey Corley, Brigham Young vs. Air Force, Nov. 11, 1989 (99 & 85 yards); Leeland McElroy, Texas A&M vs. Rice, Oct. 23, 1993 (93 & 88 yards); Tutu Atwell, Minnesota vs. Iowa St., Sept. 13, 1997 (89 & 93 yards); Tony Lukins, New Mexico St. vs. Tulsa, Oct. 6, 2001 (83 & 100 yards)

Season
3—Forrest Hall, San Francisco, 1946; Stan Brown, Purdue, 1970; Anthony Davis, Southern California, 1974; Willie Gault, Tennessee, 1980; Terance Mathis, New Mexico, 1989; Leeland McElroy, Texas A&M, 1993; DeAndra Cobb, Michigan St., 2003

Career
6—Anthony Davis, Southern California, 1972-74
*Ismail is the only player in history to score twice in two games.

SCORING A TOUCHDOWN ON TEAM'S OPENING KICKOFF OF TWO SEASONS

Season
Barry Sanders, Oklahoma St., 1988 (100 yards vs. Miami [Ohio], Sept. 10) & 1987 (100 yards vs. Tulsa, Sept. 5)

Total Kick Returns

(Combined Punt and Kickoff Returns)

MOST KICK RETURNS

Game
20—Milton Hill, Texas Tech vs. Centenary (La.), Nov. 11, 1939 (20 punts, 110 yards)

Season
78—Steve Suter, Maryland, 2002 (56 punts, 22 kickoffs, 1,317 yards)

Career
203—Deltha O'Neal, California, 1996-99 (110 punts, 93 kickoffs, 3,455 yards)

MOST YARDS ON KICK RETURNS

Game
284—Tutu Atwell, Minnesota vs. Iowa St., Sept. 13, 1997 (59 punt returns, 225 kickoff returns)

Season
1,348—Derek Abney, Kentucky, 2002 (544 punt returns, 804 kickoff returns)
Per-game record—116.2, Dion Johnson, East Caro., 1990 (1,046 yards, with 167 on punt returns and 879 on kickoff returns in 9 games)

Career
3,455—Deltha O'Neal, California, 1996-99 (1,169 on punts & 2,286 on kickoffs)

GAINING 1,000 YARDS ON PUNT RETURNS AND 1,000 YARDS ON KICKOFF RETURNS

Career
Troy Slade, Duke, 1973-75 (1,021 & 1,757); Devon Ford, Appalachian St., 1973-76 (1,197 & 1,761); Anthony Carter, Michigan, 1979-82 (1,095 & 1,504); Willie Drewrey, West Virginia, 1981-84 (1,072 & 1,302); Tony James, Mississippi St., 1989-92 (1,332 & 1,862); Thomas Bailey, Auburn, 1991-94 (1,170 & 1,520); Tim Dwight, Iowa, 1994-97 (1,051 & 1,133); Deltha O'Neal, California, 1996-99 (1,169 & 2,286); Nick Davis, Wisconsin, 1998-01 (1,001 & 1,697); Derek Abney, Kentucky, 2000-03 (1,042 & 2,315)

HIGHEST AVERAGE PER KICK RETURN (Min. 1.2 Punt Returns and 1.2 Kickoff Returns Per Game)

Season
27.2—Eroll Tucker, Utah, 1985 (40 for 1,087; 16 for 389 on punt returns, 24 for 698 on kickoff returns)

Career
22.0—Eroll Tucker, Utah, 1984-85 (79 for 1,741; 38 for 650 on punt returns, 41 for 1,091 on kickoff returns)

AVERAGING 20 YARDS EACH ON PUNT RETURNS AND KICKOFF RETURNS (Min. 1.2 Returns Per Game Each)

Season

By 7 players. Most recent: Lee Gissendaner, Northwestern, 1992 (21.8 on punt returns, 15 for 327; 22.4 on kickoff returns, 17 for 381)

MOST TOUCHDOWNS SCORED ON KICK RETURNS

(Must Have at Least One Punt Return and One Kickoff Return)

Game

2—By eight players. Most recent: Derek Abney, Kentucky vs. Florida, Sept. 28, 2002 (Other players: Chad Owens, Hawaii vs. Brigham Young, Dec. 7, 2001; Kahlil Hill, Iowa vs. Western Mich., Sept. 5, 1998; Joe Rowe, Virginia vs. Central Michigan, Sept. 7, 1996; Eric Blount, North Carolina vs. William & Mary, Oct. 5, 1991; Dion Johnson, East Caro. vs. Temple, Oct. 27, 1990; Charlie Justice, North Carolina vs. Florida, Oct. 26, 1946; Ernie Steele, Washington vs. Washington St., Nov. 30, 1940)

Season

6—Derek Abney, Kentucky, 2002 (4 punt returns, 2 kickoff returns)

Career

8—Cliff Branch, Colorado, 1970-71 (6 punts, 2 kickoffs); Johnny Rodgers, Nebraska, 1970-72 (7 punts, 1 kickoff); Derek Abney, Kentucky, 2000-03 (6 punts, 2 kickoffs)

WINNING BOTH PUNT RETURN AND KICKOFF RETURN CHAMPIONSHIPS

Season

Erroll Tucker, Utah, 1985

Career

Ira Matthews, Wisconsin, kickoff returns (1976) and punt returns (1978); Erroll Tucker, Utah, 1985

All Runbacks

(Combined Interception Returns, Blocked Kick Returns, Fumble Returns, Punt Returns and Kickoff Returns)

SCORING MORE THAN ONE TOUCHDOWN IN AT LEAST THREE CATEGORIES

Season

Erroll Tucker, Utah, 1985 (3 interceptions, 2 punt returns, 2 kickoff returns)

SCORING AT LEAST ONE TOUCHDOWN IN AT LEAST THREE CATEGORIES

Season

Dick Harris, South Carolina, 1970; Mark Haynes, Arizona St., 1974; Scott Thomas, Air Force, 1985; Joe Crocker, Virginia, 1994; Joe Walker, Nebraska, 1998; Deltha O'Neal, California, 1999

HIGHEST AVERAGE PER RUNBACK

Season

(Min. 40 rets.) 28.3—Erroll Tucker, Utah, 1985 (46 for 1,303; 6 for 216 on interceptions, 16 for 389 on punt returns, 24 for 698 on kickoff returns)

HIGHEST AVERAGE PER RUNBACK

(At Least 7 Interceptions and Min. 1.3 Punt Returns and 1.3 Kickoff Returns Per Game)

Career

22.6—Erroll Tucker, Utah, 1984-85 (87 for 1,965; 8 for 224 on interceptions, 38 for 650 on punt returns, 41 for 1,091 on kickoff returns)

MOST TOUCHDOWNS SCORED ON RUNBACKS

Game

3—Johnny Jackson, Houston vs. Texas, Nov. 7, 1987 (3 interceptions)

MOST TOUCHDOWNS ON RUNBACKS

(Must Have at Least One Touchdown in At Least Three Categories)

Season

7—Erroll Tucker, Utah, 1985 (3 interceptions, 2 punt returns, 2 kickoff returns)

Career

9—Allen Rossum, Notre Dame, 1994-97 (3 interceptions, 3 punt returns, 3 kickoff returns)

Kicks Blocked

MOST PUNTS BLOCKED BY

Game

4—Ken Irvin, Memphis vs. Arkansas, Sept. 26, 1992; James King, Central Mich. vs. Michigan St., Sept. 8, 2001

Season

8—Jimmy Lisko, Arkansas St., 1975 (11 games); James Francis (LB), Baylor, 1989 (11 games)

MOST PAT KICKS BLOCKED BY

Season

5—Ray Farmer, Duke, 1993

Career

8—Ray Farmer, Duke, 1992-95

MOST FIELD GOAL ATTEMPTS BLOCKED BY

Quarter

2—Jerald Henry, Southern California vs. California, Oct. 22, 1994 (1st, returned first one 60 yards for touchdown); Pat Larson, Wyoming vs. Fresno St., Nov. 18, 1995 (2nd)

Game

2—Jerald Henry, Southern California vs. California, Oct. 22, 1994; Pat Larson, Wyoming vs. Fresno St., Nov. 18, 1995; Kyle Vanden Bosch, Nebraska vs. Texas A&M, Nov. 6, 1999; Antwan Peek, Cincinnati vs. Miami (Ohio), Oct. 28, 2000; Alton Moore, Auburn vs. Georgia, Nov. 10, 2001

MOST TOTAL KICKS BLOCKED BY

(Includes Punts, PAT Attempts, FG Attempts)

Game

4—Ken Irvin, Memphis vs. Arkansas, Sept. 26, 1992 (4 punts)

Career

19—James Ferebee, New Mexico St., 1978-81 (5 punts, 6 PAT attempts, 8 FG attempts)

MOST TOUCHDOWNS SCORED ON BLOCKED PUNTS

Game

2—David Langner, Auburn vs. Alabama, Dec. 2, 1972 (2nd half); Frank Staine-Pyne, Air Force vs. Hawaii, Nov. 1, 1997 (1st half)

Season

3—Joe Wessel, Florida St., 1984

All-Purpose Yards

(Yardage Gained From Rushing, Receiving and All Runbacks)

MOST PLAYS

Game

58—Tony Sands, Kansas vs. Missouri, Nov. 23, 1991 (58 rushes)

Season

432—Marcus Allen, Southern California, 1981 (403 rushes, 29 receptions)

Career

(3 yrs.) 1,034—Herschel Walker, Georgia, 1980-82 (994 rushes, 26 receptions, 14 kickoff returns)
(4 yrs.) 1,347—Steve Bartalo, Colorado St., 1983-86 (1,215 rushes, 132 receptions)

MOST YARDS GAINED

Quarter

305—Corey Dillon, Washington vs. San Jose St., Nov. 16, 1996 (1st, 222 rushing, 83 receiving)

Game

578—Emmett White, Utah St. vs. New Mexico St., Nov. 4, 2000 (322 rushing, 134 receiving, 2 punt returns, 120 kickoff returns)

Season

3,250—Barry Sanders, Oklahoma St., 1988 (2,628 rushing, 106 receiving, 95 punt returns, 421 kickoff returns; 11 games)

Career

(3 yrs.) 5,749—Herschel Walker, Georgia, 1980-82 (5,259 rushing, 243 receiving, 247 kickoff returns; 1,034 plays)
(4 yrs.) 7,206—Ricky Williams, Texas, 1995-98 (6,279 rushing, 927 receiving; 1,096 plays)

MOST YARDS GAINED PER GAME

Season

295.5—Barry Sanders, Oklahoma St., 1988 (3,250 in 11 games; 2,628 rushing, 106 receiving, 95 punt returns, 421 kickoff returns)

Career

237.8—Ryan Benjamin, Pacific, 1990-92 (5,706 in 24 games; 3,119 rushing, 1,063 receiving, 100 punt returns, 1,424 kickoff returns)

MOST YARDS GAINED BY A FRESHMAN

Game

422—Marshall Faulk, San Diego St. vs. Pacific, Sept. 14, 1991 (386 rushing, 11 receiving, 25 kickoff returns)

Season

2,026—Terrell Willis, Rutgers, 1993 (1,261 rushing, 61 receiving, 704 kickoff returns; 234 plays)

Per-game record—184.8, Marshall Faulk, San Diego St., 1991 (1,663 in 9)

MOST SEASONS WITH 2,000 OR MORE YARDS

2—Howard Stevens, Randolph-Macon, 1968 (2,115) & Louisville, 1972 (2,132); Napoleon McCallum, Navy, 1983 (2,385) & 1985 (2,330); Chuck Weatherspoon, Houston, 1989 (2,391) & 1990 (2,038); Sheldon Canley, San Jose St., 1989 (2,513) & 1990 (2,213); Glyn Milburn, Stanford, 1990 (2,222) & 1992 (2,121); Ryan Benjamin, Pacific (Cal.), 1991 (2,995) & 1992 (2,597); Troy Davis, Iowa St., 1995 (2,466) & 1996 (2,364); Kevin Faulk, LSU, 1996 (2,104) & 1998 (2,109); Ricky Williams, Texas, 1997 (2,043) & 1998 (2,386); Emmett White, Utah St., 2000 (2,628) & 2001 (2,014)

GAINED 1,000 YARDS RUSHING AND 1,000 YARDS RECEIVING

Career

By many players. Most recent: Levron Williams, Indiana, 1998-01 (3,095 rushing & 1,052 receiving); Emmett White, Utah St., 1998-01 (2,791 rushing & 1,044 receiving)

GAINED 2,000 YARDS RECEIVING, 1,000 YARDS ON PUNT RETURNS AND 2,000 YARDS ON KICKOFF RETURNS

Career

Derek Abney, Kentucky, 2000-03 (2,639 receiving, 1,042 punt returns & 2,315 kickoff returns)

HIGHEST AVERAGE GAIN PER PLAY

Game

(Min. 300 yards, 25 plays) 16.8—Randy Gatewood, UNLV vs. Idaho, Sept. 17, 1994 (419 on 25)

Season

(Min. 1,500 yards, 100-124 plays) 18.5—Henry Bailey, UNLV, 1992 (1,883 on 102)

(Min. 1,500 yards, 125 plays) 17.5—Bernard Berrian, Fresno St., 2001 (2,591 on 148)

Career

(Min. 5,000 yards, 275-374 plays) 17.4—Anthony Carter, Michigan, 1979-82 (5,197 on 298)

(Min. 5,000 yards, 375 plays) 14.8—Derek Abney, Kentucky, 2000-03 (5,856 on 395)

TEAM HAVING A 200-YARD RUSHER AND 200-YARD RECEIVER IN SAME GAME

San Diego St., George Jones (208 rushing) and Will Blackwell (210 receiving) vs. New Mexico, Nov. 4, 1995 (San Diego St. won, 38-29); Pittsburgh, Kevan Barlow (209 rushing) and Antonio Bryant (222 receiving) vs. Boston College, Oct. 21, 2000 (Pittsburgh won, 42-26); Wisconsin, Anthony Davis (247 rushing) and Lee Evans (214 receiving) vs. Akron, Sept. 6, 2003 (Wisconsin won, 48-31); Wisconsin, Dwayne Smith (207 rushing) and Lee Evans (258 receiving) vs. Michigan St., Nov. 15, 2003 (Wisconsin won, 56-21).

MOST YARDS GAINED BY TWO PLAYERS, SAME TEAM

Career

10,253—Marshall Faulk (5,595) & Darnay Scott (4,658), San Diego St., 1991-93

Scoring

MOST POINTS SCORED

(By Non-Kickers)

Game

48—Howard Griffith, Illinois vs. Southern Ill., Sept. 22, 1990 (8 TDs on runs of 5, 51, 7, 41, 5, 18, 5, 3 yards)

Game vs. Major-College Opponent

44—Marshall Faulk, San Diego St. vs. Pacific, Sept. 14, 1991 (7 TDs, 1 two-point conversion)

Season

234—Barry Sanders, Oklahoma St., 1988 (39 TDs in 11 games)

2 Yrs

320—Ricky Williams, Texas, 1997-98 (53 TDs, 1 two-point conversion in 22 games)

3 Yrs

404—Ricky Williams, Texas, 1996-98 (67 TDs, 1 two-point conversion in 34 games)

Career

(4 yrs.) 468—Travis Prentice, Miami (Ohio), 1996-99 (78 TDs)

MOST POINTS SCORED PER GAME

Season

21.3—Barry Sanders, Oklahoma St., 1988 (234 in 11)

2 Yrs

14.5—Ricky Williams, Texas 1997-98 (320 in 22)

Career

12.1—Marshall Faulk, San Diego St., 1991-93 (376 in 31)

MOST POINTS SCORED BY A FRESHMAN

Game

44—Marshall Faulk, San Diego St. vs. Pacific, Sept. 14, 1991 (7 TDs, 1 two-point conversion)

Season

140—Marshall Faulk, San Diego St., 1991 (23 TDs, 1 two-point conversion)

Also holds per-game record with 15.6 (140 in 9)

MOST TOUCHDOWNS SCORED

Quarter

4—Dick Felt, Brigham Young vs. San Jose St., Nov. 8, 1952 (all rushing, 4th); Howard Griffith, Illinois vs. Southern Ill., Sept. 22, 1990 (all rushing, 3rd); Eric Bieniemy, Colorado vs. Nebraska, Nov. 2, 1990 (all rushing, 4th); Corey Dillon, Washington vs. San Jose St., Nov. 16, 1996 (3 rushing, 1 receiving, 1st); Frank Moreau, Louisville vs. East Caro., Nov. 1, 1997 (all rushing, 2nd); Corey Thomas, Duke vs. Georgia Tech, Nov. 15, 1997 (all receiving, 4th); Terry Caultley, Connecticut vs. Kent St., Nov. 9, 2002 (3 rushing, 1 receiving, 2nd)

Game

8—Howard Griffith, Illinois vs. Southern Ill., Sept. 22, 1990 (all 8 by rushing on runs of 5, 51, 7, 41, 5, 18, 5, 3 yards)

Game vs. Major-College Opponent

7—Arnold "Showboat" Boykin, Mississippi vs. Mississippi St., Dec. 1, 1951; Marshall Faulk, San Diego St. vs. Pacific, Sept. 14, 1991; Rashaun Woods, Oklahoma St. vs. Southern Methodist, Sept. 20, 2003

Season

39—Barry Sanders, Oklahoma St., 1988 (11 games)

Also holds per-game record with 3.5 (39 in 11)

2 Yrs

53—Ricky Williams, Texas 1997-98 (22 games)

Also holds per-game record with 2.4 (53 in 22)

3 Yrs

67—Ricky Williams, Texas, 1996-98 (34 games)

Career

(4 yrs.) 78—Travis Prentice, Miami (Ohio) (73 rushing, 5 pass receptions)

MOST TOUCHDOWNS SCORED IN TWO AND THREE CONSECUTIVE GAMES

2 Games

11—Kelvin Bryant, North Carolina, 1981 (6 vs. East Caro., Sept. 12; 5 vs. Miami [Ohio], Sept. 19); Ricky Williams, Texas, 1998 (6 vs. Rice, Sept. 26; 5 vs. Iowa St., Oct. 3)

3 Games

15—Kelvin Bryant, North Carolina, 1981 (6 vs. East Caro., Sept. 12; 5 vs. Miami [Ohio], Sept. 19; 4 vs. Boston College, Sept. 26)

MOST TOUCHDOWNS SCORED BY A FRESHMAN

Game

7—Marshall Faulk, San Diego St. vs. Pacific, Sept. 14, 1991 (all by rushing)

Season

23—Marshall Faulk, San Diego St., 1991 (21 rushing, 2 pass receptions)

Also holds per-game record with 2.6 (23 in 9)

MOST GAMES SCORING A TOUCHDOWN

Season

14—Lee Suggs, Virginia Tech, 2002 (14 games)

Career

35—Travis Prentice, Miami (Ohio), 1996-99; Brock Forsey, Boise St., 1999-02

MOST CONSECUTIVE GAMES SCORING A TOUCHDOWN

Career

27—Lee Suggs, Virginia Tech (from Sept. 2, 2000 through Dec. 31, 2002; 57 touchdowns)

MOST GAMES SCORING TWO OR MORE TOUCHDOWNS

Season

11—Barry Sanders, Oklahoma St., 1988

Career

25—Travis Prentice, Miami (Ohio), 1996-99

MOST CONSECUTIVE GAMES SCORING TWO OR MORE TOUCHDOWNS

Season

11—Barry Sanders, Oklahoma St., 1988

Career

13—Barry Sanders, Oklahoma St. (from Nov. 14, 1987 through 1988)

MOST GAMES SCORING THREE OR MORE TOUCHDOWNS

Season

9—Barry Sanders, Oklahoma St., 1988

MOST CONSECUTIVE GAMES SCORING THREE OR MORE TOUCHDOWNS

Season

5—Paul Hewitt, San Diego St., 1987 (from Oct. 10 through Nov. 7); Barry Sanders, Oklahoma St., 1988 (from Sept. 10 through Oct. 15)

MOST TOUCHDOWNS AND POINTS SCORED BY TWO PLAYERS, SAME TEAM

Season

54 and 324—Barry Sanders (39-234) & Hart Lee Dykes (15-90), Oklahoma St., 1988

Career

97 and 585—Glenn Davis (59-354) & Doc Blanchard (38-231), Army, 1943-46

68 and 756—Brock Forsey, Boise St. (68-408) & Nick Calaycay (0-348), Boise St., 1999-02

PASSING FOR A TOUCHDOWN AND SCORING TOUCHDOWNS BY RUSHING AND RECEIVING

Game

By many players. Most recent: Shane Boyd, Kentucky vs. Ohio, Oct. 18, 2003; Josh Harris, Bowling Green vs. Northwestern, Nov. 17, 2001; Joey Harrington, Oregon vs. Texas, Dec. 31, 2000; Craig Ochs, Colorado vs. Oklahoma St., Oct. 28, 2000; Eric Crouch, Nebraska vs. California, Sept. 11, 1999 (all in 2nd quarter); Antwaan Randle El, Indiana vs. Cincinnati, Sept. 26, 1998; Jacquez Green, Florida vs. Auburn, Oct. 18, 1997

PASSING FOR A TOUCHDOWN AND SCORING ON A PASS RECEPTION AND PUNT RETURN

Game

By many players. Most recent: Tim Dwight, Iowa vs. Indiana, Oct. 25, 1997

PLAYER RETURNING A BLOCKED PUNT, FUMBLE RECOVERY AND INTERCEPTION RETURN FOR A TOUCHDOWN

Season

By many players. Most recent: Tim Curry, Air Force, 1997

MOST EXTRA POINTS ATTEMPTED BY KICKING

Game

14—Terry Leiweke, Houston vs. Tulsa, Nov. 23, 1968 (13 made)

Season

76—Tyler Jones, Boise St., 2003 (75 made); Trey DiCarlo, Oklahoma, 2003 (74 made)

Career

222—Derek Mahoney, Fresno St., 1990-93 (216 made); Kris Brown, Nebraska, 1995-98 (217 made); Nick Calaycay, Boise St., 1999-02 (213 made)

MOST EXTRA POINTS MADE BY KICKING

Game

13—Terry Leiweke, Houston vs. Tulsa, Nov. 23, 1968 (14 attempts); Derek Mahoney, Fresno St. vs. New Mexico, Oct. 5, 1991 (13 attempts)

Season

75—Tyler Jones, Boise St., 2003 (76 attempts)

Per-game record—6.1, Cary Blanchard, Oklahoma St., 1988, and Scott Bentley, Florida St., 1995 (67 in 11)

Career

217—Kris Brown, Nebraska, 1995-98 (222 attempts)

Per-game record—5.3, Bart Edmiston, Florida, 1993-96 (137 in 26)

BEST PERFECT RECORD OF EXTRA POINTS MADE

Season

71 of 71—Bart Edmiston, Florida, 1995

HIGHEST PERCENTAGE OF EXTRA POINTS MADE

Career

(Min. 100 atts.) 100%—Van Tiffin, Alabama, 1983-86 (135 of 135); Pete Stoyanovich, Indiana, 1985-88 (101 of 101); David Browndyke, LSU, 1986-89 (109 of 109); John Becksvoort, Tennessee, 1991-94 (161 of 161); Luke Manget, Georgia Tech, 1999-02 (160 of 160); Damon Duval, Auburn, 1999-02 (125 of 125)

MOST CONSECUTIVE EXTRA POINTS MADE

Game

13—Derek Mahoney, Fresno St. vs. New Mexico, Oct. 5, 1991 (13 attempts)

Season

71—Bart Edmiston, Florida, 1995 (71 attempts)

Career

161—John Becksvoort, Tennessee, 1991-94

MOST POINTS SCORED BY KICKING

Game

24—Mike Prindle, Western Mich. vs. Marshall, Sept. 29, 1984 (7 FGs, 3 PATs)

Season

135—Martin Gramatica, Kansas St., 1998 (22 FGs, 69 PATs)

Per-game record—11.9, Roman Anderson, Houston, 1989 (131 in 11)

Career

423—Roman Anderson, Houston, 1988-91 (70 FGs, 213 PATs)

Also holds per-game record with 9.6 (423 in 44)

HIGHEST PERCENTAGE OF EXTRA POINTS AND FIELD GOALS MADE

Season

(Min. 20 PATS and 12 FGs made) 100.0%—Marc Primanti, North Carolina St., 1996 (24 of 24 PATs, 20 of 20 FGs); Ryan White, Memphis, 1998 (22 of 22 PATs, 16 of 16 FGs)

(Min. 30 PATs and 15 FGs made) 98.3%—Chuck Nelson, Washington, 1982 (34 of 34 PATs, 25 of 26 FGs)

(Min. 40 PATs and 20 FGs made) 97.3%—Chris Jacke, UTEP, 1988 (48 of 48 PATs, 25 of 27 FGs)

Career

(Min. 100 PATs and 50 FGs made) 93.3%—John Lee, UCLA, 1982-85 (116 of 117 PATs, 79 of 92 FGs)

MOST TWO-POINT ATTEMPTS MADE

Game

6—Jim Pilot, New Mexico St. vs. Hardin-Simmons, Nov. 25, 1961 (all by running, attempted 7)

Season

6—Pat McCarthy, Holy Cross, 1960 (all by running); Jim Pilot, New Mexico St., 1961 (all by running); Howard Twilley, Tulsa, 1964 (all on pass receptions)

Career

13—Pat McCarthy, Holy Cross, 1960-62 (all by running)

MOST SUCCESSFUL TWO-POINT PASSES

Season

12—John Hangartner, Arizona St., 1958 (attempted 21)

Career

19—Pat McCarthy, Holy Cross, 1960-62 (attempted 33)

Defensive Extra Points

MOST DEFENSIVE EXTRA POINTS RETURNED Game

2—Corey Ivy, Oklahoma vs. California, Sept. 20, 1997; Tony Holmes, Texas vs. Iowa St., Oct. 3, 1998

MOST DEFENSIVE EXTRA POINTS SCORED Game

2—Tony Holmes, Texas vs. Iowa St., Oct. 3, 1998

Season

2—Tony Holmes, Texas, 1998

MOST DEFENSIVE EXTRA POINTS SCORED BY BOTH TEAMS Game

2—Eric Kelly (fumbled snap return), Kentucky, and Mark Roman (blocked kick return), LSU, Oct. 17, 1998

LONGEST RETURN OF A DEFENSIVE EXTRA-POINT ATTEMPT Game

100—Lee Ozmint (SS), Alabama vs. LSU, Nov. 11, 1989 (intercepted pass at Alabama goal line); Quintin Parker (DB), Illinois vs. Wisconsin, Oct. 28, 1989 (returned kick from Illinois goal line); Curt Newton (LB), Washington St. vs. Oregon St., Oct. 20, 1990 (intercepted pass from Washington St. goal line); William Price (CB), Kansas St. vs. Indiana St., Sept. 7, 1991 (intercepted pass three yards deep in Indiana St. end zone); Joe Crocker (CB), Virginia vs. North Carolina St., Nov. 25, 1994 (intercepted pass five yards deep in North Carolina St. end zone); Laymar Grant, Duke vs. Maryland, Oct. 26, 1996 (returned conversion pass attempt); Tony Holmes, Texas vs. Iowa St., Oct. 3, 1998 (intercepted pass); Brandon Ratcliff, New Mexico vs. UNLV, Oct. 12, 2002 (intercepted pass three yards deep in UNLV end zone)

FIRST DEFENSIVE EXTRA-POINT ATTEMPT

Thomas King (S), La.-Lafayette vs. Cal St. Fullerton, Sept. 3, 1988 (returned blocked kick 6 yards)

MOST DEFENSIVE EXTRA-POINT KICKS BLOCKED Game

2—Nigel Codrington (DB), Rice vs. Notre Dame, Nov. 5, 1988 (1 resulted in a score)
Also holds season record with 2

Defensive Records

(Since 2000)

TOTAL TACKLES Game

26—Brian Leigeb, Central Mich. vs. Northern Ill., Nov. 17, 2000; Doug Szymul, Northwestern vs. Navy, Sept. 21, 2002

Season

193—Lawrence Flugence, Texas Tech, 2002 (14 games)
Per-game record—15.6, Rick Sherrod, West Virginia, 2001 (156 in 10)

Career

526—Rod Davis, Southern Miss., 2000-03 (47 games)
Per-game record—11.91, Hanik Milligan, Houston, 2000-02 (405 in 34)

SOLO TACKLES Game

19—Doug Szymul, Northwestern vs. Navy, Sept. 21, 2002

Season

135—E.J. Henderson, Maryland, 2002 (14 games)
Per-game record—10.2, Rick Sherrod, West Virginia, 2001 (102 in 10)

Career

360—Rod Davis, Southern Miss., 2000-03 (47 games)
Also holds per-game record with 7.66 (360 in 47)

ASSISTED TACKLES

Game

19—Brad White, Wake Forest vs. Navy, Nov. 23, 2002

Season

88—David Lusky, Eastern Mich., 2002 (12 games); John Leake, Clemson, 2002 (13 games)
Per-game record—7.4, Pernel Griffin, East Caro., 2001 (81 in 11)

Career

199—John Leake, Clemson, 2000-03 (49 games)
Per-game record—5.00, Hanik Milligan, Houston, 2000-02 (170 in 34)

TACKLES FOR LOSS

Game

7.0—Chris Johnson, Kansas St. vs. Kansas, Oct. 7, 2000; Richard Seigler, Oregon St. vs. Arizona St., Oct. 20, 2001

Season

32.0—Jason Babin, Western Mich., 2003 (31 solo, 2 assisted in 12 games)
Per-game record—2.8, Kenny Philpot, Eastern Mich., 2001 (30.5 in 11)

Career

75.0—Jason Babin, Western Mich., 2000-03 (75 solo in 47 games)
Per-game record—1.87, Julius Peppers, North Carolina, 2000-01 (43 in 23)

PASS SACKS

Game

5.0—Wendell Bryant, Wisconsin vs. Penn St., Sept. 22, 2001; James Harrison, Kent St. vs. Miami (Ohio), Nov. 24, 2001; Alex Lewis, Wisconsin vs. Purdue, Oct. 18, 2003

Season

24.0—Terrell Suggs, Arizona St., 2002 (23 solo, 2 assisted in 14 games)
Also holds per-game record with 1.71 (24.0 in 14)

Career

44.0—Terrell Suggs, Arizona St., 2000-02 (44 in 36 games)
Also holds per-game record with 1.22 (44.0 in 36)

PASSES DEFENDED

Game

8—Joselio Hanson, Texas Tech vs. Oklahoma St., Nov. 9, 2002

Season

32—Jason Goss, TCU, 2002 (24 pass breakups, 8 pass interceptions in 12 games); Nathan Vasher, Texas, 2003 (26 pass breakups, 6 pass interceptions in 13 games); Corey Webster, LSU, 2003 (25 pass breakups, 7 pass interceptions in 14 games)
Gross holds per-game record with 2.67 (32 in 12)

Career

64—Brian King, West Virginia, 2000-03 (54 pass breakups, 10 pass interceptions in 46 games)
Per-game record—1.71, Rayshun Reed, Troy St., 2000-03 (53 in 31)

FORCED FUMBLES

Game

3—DeLawrence Grant, Oregon St. vs. San Diego St., Sept. 23, 2000; Mason Unck, Arizona St. vs. Stanford, Sept. 28, 2002; Quintin Mikell, Boise St. vs. Hawaii, Oct. 5, 2002

Season

8—Dwight Freeney, Syracuse, 2001; Quintin Mikell, Boise St., 2002
Per-game record—0.67, Dwight Freeney, Syracuse, 2001 (8 in 12); Tom Canada, California, 2002 (6 in 9)

Career

14—Terrell Suggs, Arizona St., 2000-02; Antwan Peek, Cincinnati, 2000-02; Kenechi Udezze, Southern California, 2001-03
Peek holds per-game record with 0.41 (14 in 34)

TOUCHDOWNS SCORED BY FUMBLE RETURN AND INTERCEPTION RETURN IN SAME GAME

2—Paul McClendon, Texas Tech vs. North Texas, Sept. 22, 2001 (six-yard fumble return and 50-yard interception return); Shawn Hackett, West Virginia vs. Rutgers, Nov. 3, 2001 (50-yard interception return and 10-yard fumble return)

Fumble Returns

(Since 1992)

LONGEST FUMBLE RETURN FOR A TOUCH-DOWN

100—Paul Rivers, Rutgers vs. Pittsburgh, Oct. 28, 1995; Dan Dawson, Rice vs. UNLV, Nov. 14, 1998; Kevin Thomas, UNLV vs. Baylor, Sept. 11, 1999

MOST FUMBLE RETURNS

Game

2—By many players

MOST FUMBLE RETURNS RETURNED FOR TOUCHDOWNS

Game

2—Tyrone Carter, Minnesota vs. Syracuse, Sept. 21, 1996 (63 & 20 yards); Tony Driver, Notre Dame vs. Navy, Oct. 14, 2000 (24 & 22 yards)

Field Goals

MOST FIELD GOALS ATTEMPTED

Game

9—Mike Prindle, Western Mich. vs. Marshall, Sept. 29, 1984 (7 made)

Season

38—Jerry DePoyster, Wyoming, 1966 (13 made in 10 games); Billy Bennett, Georgia, 2003 (31 made in 14 games)
DePoyster holds per-game record with 3.8 (38 in 10)

Career

(3 yrs.) 93—Jerry DePoyster, Wyoming, 1965-67 (36 made)
Also holds per-game record with 3.1 (93 in 30)
(4 yrs.) 110—Billy Bennett, Georgia, 2000-03 (87 made)
Per-game record—Philip Doyle, Alabama, 1987-90, with 2.4 (105 in 43)

MOST FIELD GOALS MADE

Quarter

4—By 5 players. Most recent: Jose Cortez, Oregon St. vs. California, Oct. 31, 1998 (2nd)

Half

5—Dale Klein, Nebraska vs. Missouri, Oct. 19, 1985 (1st); Dat Ly, New Mexico St. vs. Kansas, Oct. 1, 1988 (1st)

Game

7—Mike Prindle, Western Mich. vs. Marshall, Sept. 29, 1984 (32, 44, 42, 23, 48, 41, 27 yards), 9 attempts; Dale Klein, Nebraska vs. Missouri, Oct. 19, 1985 (32, 22, 43, 44, 29, 43, 43 yards), 7 attempts

Season

31—Billy Bennett, Georgia, 2003 (38 attempts in 14 games)

2 Yrs

57—Billy Bennett, Georgia, 2002-03 (71 attempts)

Career

87—Billy Bennett, Georgia, 2000-03 (110 attempts)

MOST FIELD GOALS MADE PER GAME

Season

2.6—John Lee, UCLA, 1984 (29 in 11)

Career

1.84—John Lee, UCLA, 1982-85 (79 in 43)

BEST PERFECT RECORD OF FIELD GOALS MADE

Game

7 of 7—Dale Klein, Nebraska vs. Missouri, Oct. 19, 1985

Season

20 of 20—Marc Primanti, North Carolina St., 1996

MOST FIELD GOALS MADE BY A FRESHMAN

Game

6—Mickey Thomas, Virginia Tech vs. Vanderbilt, Nov. 4, 1989 (6 attempts)

Season

23—Collin Mackie, South Carolina, 1987 (30 attempts)

*Conventional-style kicker.

HIGHEST PERCENTAGE OF FIELD GOALS MADE

Season

(Min. 15 atts.) 100.0%—John Lee, UCLA, 1984 (16 of 16); Marc Primanti, North Carolina St., 1996 (20 of 20); Ryan White, Memphis, 1998 (16 of 16)

Career

(Min. 45-54 atts.) 87.8%—Bobby Raymond, Florida, 1983-84 (43 of 49)

(Min. 55 atts.) 85.9%—John Lee, UCLA, 1982-85 (79 of 92)

MOST CONSECUTIVE FIELD GOALS MADE**Season**

25—Chuck Nelson, Washington, 1982 (first 25, missed last attempt of season vs. Washington St., Nov. 20)

Career

30—Chuck Nelson, Washington, 1981-82 (last 5 in 1981, from vs. Southern California, Nov. 14, and first 25 in 1982, ending with last attempt vs. Washington St., Nov. 20)

MOST GAMES KICKING A FIELD GOAL**Career**

40—Gary Gussman, Miami (Ohio), 1984-87 (in 44 games played)

MOST CONSECUTIVE GAMES KICKING A FIELD GOAL

24—Billy Bennett, Georgia, 2002-03

MOST FIELD GOALS MADE, 60 YARDS OR MORE**Game**

2—Tony Franklin, Texas A&M vs. Baylor, Oct. 16, 1976 (65 & 64 yards)

Season


3—Russell Erxleben, Texas, 1977 (67 vs. Rice, Oct. 1; 64 vs. Baylor, Oct. 16; 60 vs. Texas Tech, Oct. 29) (4 attempts)

Career

3—Russell Erxleben, Texas, 1975-78 (see Season Record above)

MOST FIELD GOALS ATTEMPTED, 60 YARDS OR MORE**Season**

5—Tony Franklin, Texas A&M, 1976 (2 made)



Georgia's Billy Bennett holds the records for most field goals made in a season (31), career (87) and most consecutive games with a field goal (24).

Career

11—Tony Franklin, Texas A&M, 1975-78 (2 made)

MOST FIELD GOALS MADE, 50 YARDS OR MORE**Game**

3—Jerry DePoyster, Wyoming vs. Utah, Oct. 8, 1966 (54, 54, 52 yards); Sergio Lopez-Chavero, Wichita St. vs. Drake, Oct. 27, 1984 (54, 54, 51 yards); Tim Douglas, Iowa vs. Illinois, Sept. 26, 1998 (51, 58, 51 yards); Dan Orner, North Carolina vs. Syracuse, Sept. 7, 2002 (52, 51, 51 yards)

Season

8—Fuad Reveiz, Tennessee, 1982 (10 attempts)

Career

20—Jason Hanson, Washington St., 1988-91 (35 attempts)

MOST FIELD GOALS ATTEMPTED, 50 YARDS OR MORE**Season**

17—Jerry DePoyster, Wyoming, 1966 (5 made)

Career

38—Tony Franklin, Texas A&M, 1975-78 (16 made)

HIGHEST PERCENTAGE OF FIELD GOALS MADE, 50 YARDS OR MORE**Season**

(Min. 10 atts.) 80.0%—Fuad Reveiz, Tennessee, 1982 (8 of 10)

Career

(Min. 15 atts.) 60.9%—Max Zendejas, Arizona, 1982-85 (14 of 23)

MOST FIELD GOALS MADE, 40 YARDS OR MORE**Game**

5—Alan Smith, Texas A&M vs. Arkansas St., Sept. 17, 1983 (44, 45, 42, 59, 57 yards)

Season

14—Chris Jacke, UTEP, 1988 (16 attempts)

Career

39—Jason Hanson, Washington St., 1988-91 (66 attempts) (19 of 31, 40-49 yards; 20 of 35, 50 or more yards)

MOST FIELD GOALS ATTEMPTED, 40 YARDS OR MORE**Season**

25—Jerry DePoyster, Wyoming, 1966 (6 made)

Career

66—Jason Hanson, Washington St., 1988-91 (39 made)

HIGHEST PERCENTAGE OF FIELD GOALS MADE, 40 YARDS OR MORE**Season**

(Min. 10 made) 90.9%—John Carney, Notre Dame, 1984 (10 of 11)

Career

(Min. 20 made) 72.1%—Billy Bennett, Georgia, 2000-03 (31 of 43)

HIGHEST PERCENTAGE OF FIELD GOALS MADE, 40-49 YARDS**Season**

(Min. 10 made) 100%—John Carney, Notre Dame, 1984 (10 of 10)

Career

(Min. 15 made) 82.6%—Jeff Jaeger, Washington, 1983-86 (19 of 23)

MOST CONSECUTIVE FIELD GOALS MADE, 40-49 YARDS**Career**

12—John Carney, Notre Dame, 1984-85

HIGHEST PERCENTAGE OF FIELD GOALS MADE, UNDER 40 YARDS**Season**

(Min. 16 made) 100%—Paul Woodside, West Virginia, 1982 (23 of 23); Randy Pratt, California, 1983 (16 of 16); John Lee, UCLA, 1984 (16 of 16); Bobby Raymond, Florida, 1984 (18 of 18); Scott Slater, Texas A&M, 1986 (16 of 16); Philip Doyle, Alabama, 1989 (19 of 19)

Career

(Min. 30-39 made) 97.0%—Bobby Raymond, Florida, 1983-84 (32 of 33)

(Min. 40 made) 96.4%—John Lee, UCLA, 1982-85 (54 of 56)

LONGEST AVERAGE DISTANCE FIELD GOALS**MADE****Game**

(Min. 4 made) 49.5—Jeff Heath, East Caro. vs. Texas-Arlington, Nov. 6, 1982 (58, 53, 42, 45 yards)

Season

(Min. 10 made) 50.9—Jason Hanson, Washington St., 1991 (10 made)

Career

(Min. 25 made) 42.4—Russell Erxleben, Texas, 1975-78 (49 made)

LONGEST AVERAGE DISTANCE FIELD GOALS ATTEMPTED**Season**

(Min. 20 atts.) 51.2—Jason Hanson, Washington St., 1991 (22 attempts)

Career

(Min. 40 atts.) 44.7—Russell Erxleben, Texas, 1975-78 (78 attempts)

MOST TIMES KICKING TWO OR MORE FIELD GOALS IN A GAME**Season**

10—Paul Woodside, West Virginia, 1982

Career

27—Kevin Butler, Georgia, 1981-84; Billy Bennett, Georgia, 2000-03

MOST TIMES KICKING THREE OR MORE FIELD GOALS IN A GAME**Season**

6—Luis Zendejas, Arizona St., 1983; Joe Allison, Memphis, 1992

Career

13—Luis Zendejas, Arizona St., 1981-84

MOST TIMES KICKING FOUR FIELD GOALS IN A GAME**Season**

4—Matt Bahr, Penn St., 1978

Career

6—John Lee, UCLA, 1982-85

LONGEST FIELD GOAL MADE

67—Russell Erxleben, Texas vs. Rice, Oct. 1, 1977; Steve Little, Arkansas vs. Texas, Oct. 15, 1977; Joe Williams, Wichita St. vs. Southern Ill., Oct. 21, 1978

LONGEST INDOOR FIELD GOAL MADE

62—Chip Lohmiller, Minnesota vs. Iowa, Nov. 22, 1986 (in Minnesota's Metrodome)

LONGEST FIELD GOAL MADE WITHOUT USE OF A KICKING TEE

65—Martin Gramatica, Kansas St., vs. Northern Ill., Sept. 12, 1998

LONGEST FIELD GOAL MADE BY A FRESHMAN

61—Kyle Bryant, Texas A&M vs. Southern Miss., Sept. 24, 1994

LONGEST FIELD GOAL MADE ON FIRST ATTEMPT OF CAREER

61—Ralf Mojsiejenko, Michigan St. vs. Illinois, Sept. 11, 1982

MOST FIELD GOALS MADE IN FIRST GAME OF CAREER

5—Joe Liljenquist, Brigham Young vs. Colorado St., Sept. 20, 1969 (6 attempts); Nathan Ritter, North Carolina St. vs. East Caro., Sept. 9, 1978 (6 attempts); Jose Ocegueda, Long Beach St. vs. Kansas St., Sept. 3, 1983 (5 attempts)

MOST GAMES IN WHICH FIELD GOAL(S) PROVIDED THE WINNING MARGIN**Season**

6—Henrik Mike-Mayer, Drake, 1981

Career

10—Dan Miller, Miami (Fla.), 1978-81; John Lee, UCLA, 1982-85; Jeff Ward, Texas, 1983-86

Team Records

SINGLE GAME—Offense

Total Offense

MOST PLAYS

112—Montana vs. Montana St., Nov. 1, 1952 (475 yards)

MOST PLAYS VS. A MAJOR-COLLEGE TEAM

111—Texas Tech vs. Iowa St., Oct. 11, 2003 (775 yards)

MOST PLAYS, BOTH TEAMS

196—San Diego St. (99) & North Texas (97), Dec. 4, 1971 (851 yards)

MOST PLAYS, BOTH TEAMS (OVERTIME)

202—Kentucky (103) vs. Arkansas (99), Nov. 1, 2003, 7 of (1,111 yards)

FEWEST PLAYS

12—Texas Tech vs. Centenary (La.), Nov. 11, 1939 (10 rushes, 2 passes, -1 yard)

FEWEST PLAYS, BOTH TEAMS

33—Texas Tech (12) & Centenary (La.) (21), Nov. 11, 1939 (28 rushes, 5 passes, 30 yards)

MOST YARDS GAINED

1,021—Houston vs. Southern Methodist, Oct. 21, 1989 (250 rushing, 771 passing, 86 plays)

MOST YARDS GAINED, BOTH TEAMS

1,640—San Jose St. (849) & Nevada (791), Nov. 10, 2001 (168 plays)

FEWEST YARDS GAINED

Minus 47—Syracuse vs. Penn St., Oct. 18, 1947 (-107 rushing, gained 60 passing, 49 plays)

FEWEST YARDS GAINED, BOTH TEAMS

30—Texas Tech (-1) & Centenary (La.) (31), Nov. 11, 1939 (33 plays)

MOST YARDS GAINED BY A LOSING TEAM

791—Nevada vs. San Jose St., Nov. 10, 2001 (lost 64-45)

BOTH TEAMS GAINING 600 YARDS OR MORE

In 27 games. Most recent: San Diego St. (632) & Hawaii (610), Dec. 7, 2002 (157 plays); Hawaii (646) & Brigham Young (612), Dec. 8, 2001 (178 plays); Northwestern (624) & Bowling Green (618), Nov. 17, 2001 (183 plays); Nevada (791) & San Jose St. (849), Nov. 10, 2001 (168 plays); Idaho (760) & Middle Tenn. (685), Oct. 6, 2001 (166 plays); Nevada (653) & New Mexico St. (614), Oct. 10, 1998 (172 plays); Miami (Fla.) (689) & UCLA (670), Dec. 5, 1998 (152 plays); Tennessee (695) & Kentucky (634), Nov. 22, 1997; Kent St. (615) & UCF (612), Oct. 4, 1997 (154 plays); San Diego St. (670) & UNLV (627), Nov. 16, 1996 (166 plays); Nevada (727) & Louisiana Tech (607), Oct. 21, 1995 (180 plays); Idaho (707) & UNLV (614), Sept. 17, 1994 (181 plays); Maryland (649) & Virginia Tech (641), Sept. 25, 1993 (166 plays); Nevada (616) & Weber St. (615) Oct. 23, 1993 (180 plays)

FEWEST YARDS GAINED BY A WINNING TEAM

10—North Carolina St. vs. Virginia, Sept. 30, 1944 (won 13-0)

HIGHEST AVERAGE GAIN PER PLAY

(Min. 75 Plays)

11.9—Houston vs. Southern Methodist, Oct. 21, 1989 (86 for 1,021)

MOST TOUCHDOWNS SCORED BY RUSHING AND PASSING

15—Wyoming vs. Northern Colo., Nov. 5, 1949 (9 rushing, 6 passing)

MOST TOUCHDOWNS SCORED BY RUSHING AND PASSING (OVERTIME)

16—Arkansas vs. Mississippi, Nov. 3, 2001, 7 of (9 rushing, 7 passing)

Rushing

MOST RUSHES

99—Missouri vs. Colorado, Oct. 12, 1968 (421 yards)

MOST RUSHES, BOTH TEAMS

141—Colgate (82) & Bucknell (59), Nov. 6, 1971 (440 yards)

FEWEST RUSHES

5—Houston vs. Texas Tech, Nov. 25, 1989 (36 yards)

FEWEST RUSHES, BOTH TEAMS

28—Texas Tech (10) & Centenary (La.) (18), Nov. 11, 1939 (23 yards)

MOST YARDS GAINED

768—Oklahoma vs. Kansas St., Oct. 15, 1988 (72 rushes)

MOST YARDS GAINED, BOTH TEAMS

1,039—Lenoir-Rhyne (837) & Davidson (202), Oct. 11, 1975 (111 rushes)

MOST YARDS GAINED, BOTH TEAMS, MAJOR-COLLEGE OPPONENTS

956—Oklahoma (711) & Kansas St. (245), Oct. 23, 1971 (111 rushes)

FEWEST YARDS GAINED

Minus 109—Northern Ill. vs. Toledo, Nov. 11, 1967 (33 rushes)

FEWEST YARDS GAINED, BOTH TEAMS

Minus 24—San Jose St. (-102) & UTEP (78), Oct. 22, 1966 (75 rushes)

MOST YARDS GAINED WITHOUT LOSS

677—Nebraska vs. New Mexico St., Sept. 18, 1982 (78 rushes)

MOST YARDS GAINED BY A LOSING TEAM

545—Air Force vs. Hawaii, Nov. 24, 2001 (78 rushes, lost 50-32)

HIGHEST AVERAGE GAIN PER RUSH

(Min. 50 Rushes)

11.9—Alabama vs. Virginia Tech, Oct. 27, 1973 (63 for 748)

MOST PLAYERS ON ONE TEAM EACH GAINING 100 YARDS OR MORE

4—Arizona St. vs. Arizona, Nov. 10, 1951 (Bob Tarwater 140, Harley Cooper 123, Duane Morrison 118, Buzz Walker 113); Texas vs. Southern Methodist, Nov. 1, 1969 (Jim Bertelsen 137, Steve Worster 137, James Street 121, Ted Koy 111); Alabama vs. Virginia Tech, Oct. 27, 1973 (Jimmy Taylor 142, Wilbur Jackson 138, Calvin Culliver 127, Richard Todd 102); Army vs. Montana, Nov. 17, 1984 (Doug Black 183, Nate Sassaman 155, Clarence Jones 130, Jarvis Hollingsworth 124); Nebraska vs. Baylor, Oct. 13, 2001 (Thunder Collins 165, Dahrnan Diedrick 137, Eric Crouch 132, Judd Davies 119)

MOST TOUCHDOWNS SCORED BY RUSHING

12—UTEP vs. New Mexico St., Nov. 25, 1948

Passing

MOST PASSES ATTEMPTED

83—Purdue vs. Wisconsin, Oct. 10, 1998 (completed 55)

MOST PASSES ATTEMPTED, BOTH TEAMS

135—TCU (79) & Houston (56), Nov. 3, 1990 (completed 81)

FEWEST PASSES ATTEMPTED

0—By many teams. Most recent: Ohio vs. Akron, Oct. 25, 1997 (61 rushes; won 21-17)

FEWEST PASSES ATTEMPTED, BOTH TEAMS

1—Michigan St. (0) & Maryland (1), Oct. 20, 1944 (not completed)

MOST PASSES ATTEMPTED WITHOUT COMPLETION

18—West Virginia vs. Temple, Oct. 18, 1946

MOST PASSES ATTEMPTED WITHOUT INTERCEPTION

72—Houston vs. TCU, Nov. 4, 1989 (completed 47)

MOST PASSES ATTEMPTED WITHOUT INTERCEPTION, BOTH TEAMS

114—Illinois (67) & Purdue (47), Oct. 12, 1985 (completed 67)

MOST CONSECUTIVE PASSES ATTEMPTED WITHOUT A RUSHING PLAY

32—North Carolina St. vs. Duke, Nov. 11, 1989 (3rd & 4th quarters, completed 16)

MOST PASSES COMPLETED

55—Wake Forest vs. Duke, Oct. 28, 1995 (attempted 78); Purdue vs. Wisconsin, Oct. 10, 1998 (attempted 83)

MOST PASSES COMPLETED, BOTH TEAMS

81—TCU (44) & Houston (37), Nov. 3, 1990 (attempted 135)

BEST PERFECT GAME (100.0 Pct.)

12 of 12—Iowa vs. Northwestern, Nov. 9, 2002

HIGHEST PERCENTAGE OF PASSES COMPLETED

(Min. 15-24 comps.) 96.0%—Tennessee vs. South Carolina, Oct. 31, 1998 (24 of 25)

(Min. 25-34 comps.) 92.6%—UCLA vs. Washington, Oct. 29, 1983 (25 of 27)

(Min. 35 comps.) 87.0%—South Carolina vs. Mississippi St., Oct. 14, 1995 (40 of 46)

HIGHEST PERCENTAGE OF PASSES COMPLETED, BOTH TEAMS

(Min. 40 Completions)

84.6%—UCLA & Washington, Oct. 29, 1983 (44 of 52)

MOST PASSES HAD INTERCEPTED

10—Detroit vs. Oklahoma St., Nov. 28, 1942; California vs. UCLA, Oct. 21, 1978 (52 attempts)

MOST YARDS GAINED

771—Houston vs. Southern Methodist, Oct. 21, 1989 (completed 40 of 61)

MOST YARDS GAINED, BOTH TEAMS

1,253—TCU (690) & Houston (563), Nov. 3, 1990 (135 attempts)

FEWEST YARDS GAINED, BOTH TEAMS

Minus 13—North Carolina (-7 on 1 of 3 attempts) & Pennsylvania (-6 on 2 of 12 attempts), Nov. 13, 1943

MOST YARDS GAINED PER ATTEMPT

(Min. 30-39 atts.) 17.0—Nevada vs. Idaho, Oct. 24, 1998 (35 for 596)

(Min. 40 atts.) 15.9—UTEP vs. North Texas, Sept. 18, 1965 (40 for 634)

MOST YARDS GAINED PER COMPLETION

(Min. 15-24 comps.) 31.9—UTEP vs. New Mexico, Oct. 28, 1967 (16 for 510)

(Min. 25 comps.) 25.4—UTEP vs. North Texas, Sept. 18, 1965 (25 for 634)

MOST TOUCHDOWN PASSES

11—Houston vs. Eastern Wash., Nov. 17, 1990

MOST TOUCHDOWN PASSES, MAJOR-COLLEGE OPPONENTS

10—Houston vs. Southern Methodist, Oct. 21, 1989; San Diego St. vs. New Mexico St., Nov. 15, 1969

MOST TOUCHDOWN PASSES, BOTH TEAMS

14—Houston (11) & Eastern Wash. (3), Nov. 17, 1990

MOST TOUCHDOWN PASSES, BOTH TEAMS, MAJOR-COLLEGE OPPONENTS

13—San Diego St. (10) & New Mexico St. (3), Nov. 15, 1969; Hawaii (8) & Brigham Young (5), Dec. 8, 2001

Punting

MOST PUNTS

39—Texas Tech vs. Centenary (La.), Nov. 11, 1939 (1,377 yards)

38—Centenary (La.) vs. Texas Tech, Nov. 11, 1939 (1,248 yards)

MOST PUNTS, BOTH TEAMS

77—Texas Tech (39) & Centenary (La.) (38), Nov. 11, 1939 (2,625 yards) (The game was played in a heavy downpour in Shreveport, Louisiana. Forty-two punts were returned, 19 went out of bounds, 10 were downed, 1 went into the end zone for a touchback, 4 were blocked and 1 was fair caught. Sixty-seven punts [34 by Texas Tech and 33 by Centenary] occurred on first-down plays, including 22 consecutively in the third and fourth quarters. The game was a scoreless tie.)

FEWEST PUNTS

0—By many teams. Most recent: Iowa vs. Akron, Aug. 31, 2002 (won 57-21)

FEWEST PUNTS BY A LOSING TEAM

0—By many teams. Most recent: Kentucky vs. Georgia, Oct. 25, 1997 (lost 23-13)

HIGHEST AVERAGE PER PUNT

(Min. 5-9 punts) 60.4—Brigham Young vs. Wyoming, Oct. 8, 1983 (5 for 302)

(Min. 10 punts) 53.6—Oklahoma St. vs. Colorado, Nov. 13, 1971 (10 for 536)

HIGHEST AVERAGE PER PUNT, BOTH TEAMS**(Min. 10 Punts)**

55.3—Brigham Young & Wyoming, Oct. 8, 1983 (11 for 608)

Punt Returns**MOST PUNT RETURNS**

22—Texas Tech vs. Centenary (La.), Nov. 11, 1939 (112 yards)

MOST PUNT RETURNS, BOTH TEAMS

42—Texas Tech (22) & Centenary (La.) (20), Nov. 11, 1939 (233 yards)

MOST YARDS ON PUNT RETURNS

319—Texas A&M vs. North Texas, Sept. 21, 1946 (10 returns)

HIGHEST AVERAGE GAIN PER RETURN**(Min. 5 Returns)**

44.2—Denver vs. Colorado Col., Sept. 17, 1956 (6 for 265)

MOST TOUCHDOWNS SCORED ON PUNT RETURNS

3—Wisconsin vs. Iowa, Nov. 8, 1947; Wichita St. vs. Northern St., Oct. 22, 1949; LSU vs. Mississippi, Dec. 5, 1970; Holy Cross vs. Brown, Sept. 21, 1974; Arizona St. vs. Pacific, Nov. 15, 1975; Notre Dame vs. Pittsburgh, Nov. 16, 1996

Kickoff Returns**MOST KICKOFF RETURNS**

14—Arizona St. vs. Nevada, Oct. 12, 1946 (290 yards)

MOST YARDS ON KICKOFF RETURNS

295—Cincinnati vs. Memphis, Oct. 30, 1971 (8 returns)

HIGHEST AVERAGE GAIN PER RETURN**(Min. 6 Returns)**

46.2—Southern California vs. Washington St., Nov. 7, 1970 (6 for 277)

MOST TOUCHDOWNS SCORED ON KICKOFF RETURNS

2—By many teams. Most recent: New Mexico St. vs. Tulsa, Oct. 6, 2001; Minnesota vs. Iowa St., Sept. 13, 1997; Texas A&M vs. Rice, Oct. 23, 1993; Brigham Young vs. Air Force, Nov. 11, 1989; Notre Dame vs. Michigan, Sept. 16, 1989; New Mexico St. vs. Drake, Oct. 15, 1983 (consecutive returns)

TOUCHDOWNS SCORED ON BACK-TO-BACK KICKOFF RETURNS, BOTH TEAMS

2—By many teams. Most recent: Southern California & UCLA, Nov. 22, 2003

Total Kick Returns**(Combined Punt and Kickoff Returns)****MOST YARDS ON KICK RETURNS**

376—Florida St. vs. Virginia Tech, Nov. 16, 1974 (9 returns)

HIGHEST AVERAGE GAIN PER RETURN**(Min. 7 Returns)**

41.8—Florida St. vs. Virginia Tech, Nov. 16, 1974 (9 for 376)

Scoring**MOST POINTS SCORED**

103—Wyoming vs. Northern Colo. (0), Nov. 5, 1949 (15 TDs, 13 PATs)

MOST POINTS SCORED AGAINST A MAJOR-COLLEGE OPPONENT

100—Houston vs. Tulsa (6), Nov. 23, 1968 (14 TDs, 13 PATs, 1 FG)

MOST POINTS SCORED, BOTH TEAMS**(REGULATION)**

128—Middle Tenn. (70) & Idaho (58), Oct. 6, 2001

MOST POINTS SCORED BY A LOSING TEAM**(REGULATION)**

58—Idaho vs. Middle Tenn. (70), Oct. 6, 2001

MOST POINTS, BOTH TEAMS IN A TIE GAME

104—Brigham Young (52) & San Diego St. (52), Nov. 16, 1991

MOST POINTS, BOTH TEAMS, AT THE END OF REGULATION, OVERTIME GAME

104—Akron (52) & Eastern Mich. (52), Nov. 24, 2001 (Akron won in three overtime periods, 65-62)

MOST POINTS, BOTH TEAMS, OVERTIME GAME

134—Arkansas (71) vs. Kentucky (63), Nov. 1, 2003 (7 ot)

MOST POINTS SCORED IN ONE QUARTER

49—Houston vs. Tulsa, Nov. 23, 1968 (4th); Davidson vs. Furman, Sept. 27, 1969 (2nd); Fresno St. vs. New Mexico, Oct. 5, 1991 (2nd)

MOST POINTS SCORED IN ONE QUARTER, BOTH TEAMS

61—San Jose St. (34) vs. Hawaii (27), Nov. 6, 1999 (4th; Hawaii won, 62-41)

MOST POINTS SCORED IN ONE HALF

76—Houston vs. Tulsa, Nov. 23, 1968 (2nd)

MOST TOUCHDOWNS SCORED

15—Wyoming vs. Northern Colo., Nov. 5, 1949 (9 rushing, 6 passing)

MOST TOUCHDOWNS SCORED, BOTH TEAMS

18—Oklahoma (12) & Colorado (6), Oct. 4, 1980; Middle Tenn. (10) & Idaho (8), Oct. 6, 2001

MOST EXTRA POINTS MADE BY KICKING

13—Wyoming vs. Northern Colo., Nov. 5, 1949 (attempted 15); Houston vs. Tulsa, Nov. 23, 1968 (attempted 14); Fresno St. vs. New Mexico, Oct. 5, 1991 (attempted 13)

MOST TWO-POINT ATTEMPTS SCORED

7—Pacific (Cal.) vs. San Diego St., Nov. 22, 1958 (attempted 9)

MOST DEFENSIVE EXTRA-POINT ATTEMPTS

2—Rice vs. Notre Dame, Nov. 5, 1988 (2 kick returns; 1 scored); Northern Ill. vs. Akron, Nov. 3, 1990 (2 interception returns); Oklahoma vs. California, Sept. 20, 1997 (2 kick returns; 1 scored); Texas vs. Iowa St., Oct. 3, 1998 (2 kick returns; 2 scored)

MOST DEFENSIVE EXTRA POINTS SCORED

2—Texas vs. Iowa St., Oct. 3, 1998 (2 kick returns)

MOST FIELD GOALS MADE

7—Western Mich. vs. Marshall, Sept. 29, 1984 (attempted 9); Nebraska vs. Missouri, Oct. 19, 1985 (attempted 7)

MOST FIELD GOALS MADE, BOTH TEAMS

9—La.-Lafayette (5) & Central Mich. (4), Sept. 9, 1989 (attempted 11)

MOST FIELD GOALS ATTEMPTED

9—Western Mich. vs. Marshall, Sept. 29, 1984 (made 7)

MOST FIELD GOALS ATTEMPTED, BOTH TEAMS

12—Clemson (6) & Georgia (6), Sept. 17, 1983 (made 6)

MOST FIELD GOALS MISSED

7—LSU vs. Florida, Nov. 25, 1972 (attempted 8)

First Downs**MOST FIRST DOWNS**

45—Texas Tech vs. Iowa St., Oct. 11, 2003 (16 rush, 28 pass, 1 penalty)

MOST FIRST DOWNS, BOTH TEAMS

72—New Mexico (37) & San Diego St. (35), Sept. 27, 1986

FEWEST FIRST DOWNS BY A WINNING TEAM

0—North Carolina St. vs. Virginia, Sept. 30, 1944 (won 13-0); Michigan vs. Ohio St., Nov. 25, 1950 (won 9-3)

MOST FIRST DOWNS BY RUSHING

36—Nebraska vs. New Mexico St., Sept. 18, 1982

MOST FIRST DOWNS BY PASSING

33—Idaho vs. Middle Tenn., Oct. 6, 2001

Fumbles**MOST FUMBLES**

17—Wichita St. vs. Florida St., Sept. 20, 1969 (lost 10)

MOST FUMBLES, BOTH TEAMS

27—Wichita St. (17) & Florida St. (10), Sept. 20, 1969 (lost 17)

MOST FUMBLES LOST

10—Wichita St. vs. Florida St., Sept. 20, 1969 (17 fumbles)

MOST FUMBLES LOST, BOTH TEAMS

17—Wichita St. (10) & Florida St. (7), Sept. 20, 1969 (27 fumbles)

MOST FUMBLES LOST IN A QUARTER

5—East Caro. vs. La.-Lafayette, Sept. 13, 1980 (3rd quarter on 5 consecutive possessions); San Diego St. vs. California, Sept. 18, 1982 (1st)

Penalties**MOST PENALTIES AGAINST**

24—San Jose St. vs. Fresno St., Oct. 4, 1986 (199 yards)

MOST PENALTIES, BOTH TEAMS

36—San Jose St. (24) & Fresno St. (12), Oct. 4, 1986 (317 yards)

FEWEST PENALTIES, BOTH TEAMS

0—By many teams. Most recent: Army & Navy, Dec. 6, 1986

MOST YARDS PENALIZED

238—Arizona St. vs. UTEP, Nov. 11, 1961 (13 penalties)

MOST YARDS PENALIZED, BOTH TEAMS

421—Grambling (16 for 216 yards) & Texas Southern (17 for 205 yards), Oct. 29, 1977

Turnovers**(Number of Times Losing the Ball on Fumbles and Interceptions)****MOST TURNOVERS LOST**

13—Georgia vs. Georgia Tech, Dec. 1, 1951 (5 fumbles, 8 interceptions)

MOST TURNOVERS, BOTH TEAMS

20—Wichita St. (12) & Florida St. (8), Sept. 20, 1969 (17 fumbles, 3 interceptions)

MOST TOTAL PLAYS WITHOUT A TURNOVER (Rushes, Passes, All Runbacks)

110—California vs. San Jose St., Oct. 5, 1968 (also did not fumble); Baylor vs. Rice, Nov. 13, 1976

MOST TOTAL PLAYS WITHOUT A TURNOVER, BOTH TEAMS

184—Arkansas (93) & Texas A&M (91), Nov. 2, 1968

MOST TOTAL PLAYS WITHOUT A TURNOVER OR A FUMBLE, BOTH TEAMS

158—Stanford (88) & Oregon (70), Nov. 2, 1957

MOST TURNOVERS BY A WINNING TEAM

11—Purdue vs. Illinois, Oct. 2, 1943 (9 fumbles, 2 interceptions; won 40-21)

MOST PASSES HAD INTERCEPTED BY A WINNING TEAM

7—Pittsburgh vs. Army, Nov. 15, 1980 (54 attempts; won 45-7); Florida vs. Kentucky, Sept. 11, 1993 (52 attempts; won 24-20)

MOST FUMBLES LOST BY A WINNING TEAM

9—Purdue vs. Illinois, Oct. 2, 1943 (10 fumbles; won 40-21); Arizona St. vs. Utah, Oct. 14, 1972 (10 fumbles; won 59-48)

Overtimes**MOST OVERTIME PERIODS**

7—Arkansas (58) vs. Mississippi (56), Nov. 3, 2001; Arkansas (71) vs. Kentucky (63), Nov. 1, 2003

MOST PLAYS IN OVERTIME GAME

103—Kentucky vs. Arkansas, Nov. 1, 2003 (7 overtime periods)

MOST PLAYS IN OVERTIME GAME, BOTH TEAMS

202—Kentucky (103) vs. Arkansas (99), Nov. 1, 2003 (7 overtime periods)

MOST POINTS SCORED IN OVERTIME PERIODS

47—Arkansas (71) vs. Kentucky (63), Nov. 1, 2003 (7 overtime periods)

MOST POINTS SCORED IN OVERTIME PERIODS, BOTH TEAMS

86—Arkansas (47) vs. Kentucky (39), Nov. 1, 2003 (7 overtime periods; Arkansas won, 71-63)

LARGEST WINNING MARGIN IN OVERTIME

13—Arizona St. (48) vs. Southern California (35), Oct. 19, 1996 (2 overtime periods); Central Mich. (36) vs. Eastern Mich. (23), Oct. 10, 1998 (one overtime period)

CONSECUTIVE OVERTIME GAMES (SEASON)

2—Southern California (41) vs. UCLA (48), Nov. 23, 1996 & Southern California (27) vs. Notre Dame (20), Nov. 30, 1996; Oklahoma St. (50) vs. Missouri (51), Oct. 25, 1997 & Oklahoma St. (25) vs. Texas A&M (28), Nov. 1, 1997; Cincinnati (38) vs. Houston (41), Oct. 18, 1997 & Cincinnati (34) vs. Miami (Ohio) (31), Oct. 25, 1997; San Diego St. (36) vs. New Mexico (33), Oct. 17, 1998 & San Diego St. (21) vs. Utah (20), Oct. 24, 1998; Mississippi (34) vs. Vanderbilt (37), Sept. 18, 1999 & Mississippi (24) vs. Auburn (17), Sept. 25, 1999; Wisconsin (28) vs. Cincinnati (25), Sept. 16, 2000 & Wisconsin (44) vs. Northwestern (47), Sept. 23, 2000; Oregon (56) vs. Arizona St. (55), Oct. 28, 2000 & Oregon (27) vs. Washington St. (24), Nov. 4, 2000; Rice (33) vs. Nevada (30), Oct. 20, 2001; & Rice (38) vs. Louisiana Tech (41), Oct. 27, 2001; New Mexico (44) vs. Utah St. (45), Oct. 19, 2002 & New Mexico (42) vs. Utah (35), Oct. 26, 2002; Utah St. (45) vs. New Mexico (42), Oct. 19, 2002 & Utah St. (48) vs. La.-Monroe (51), Oct. 26, 2002; Missouri (38) vs. Colorado (45), Nov. 9, 2002 & Missouri (33) vs. Texas A&M (27), Nov. 16, 2002

OVERTIME GAMES WITH SAME OPPONENT IN CONSECUTIVE YEARS

2—Cincinnati (34) vs. Miami (Ohio) (31), Oct. 25, 1997 & Cincinnati (30) vs. Miami (Ohio) (23), Sept. 28, 1996; Oregon (43) vs. Fresno St. (40), Sept. 20,

1997 & Oregon (30) vs. Fresno St. (27), Aug. 31, 1996; Missouri (51) vs. Oklahoma St. (50), Oct. 25, 1997 & Missouri (35) vs. Oklahoma St. (28), Oct. 26, 1996; Arizona (41) vs. California (38), Nov. 15, 1997 & Arizona (55) vs. California (56), Nov. 2, 1996

SINGLE GAME—Defense**Total Defense****FEWEST PLAYS ALLOWED**

12—Centenary (La.) vs. Texas Tech, Nov. 11, 1939 (10 rushes, 2 passes; -1 yard)

FEWEST YARDS ALLOWED

Minus 47—Penn St. vs. Syracuse, Oct. 18, 1947 (-107 rushing, 60 passing; 49 plays)

MOST YARDS ALLOWED

1,021—Southern Methodist vs. Houston, Oct. 21, 1989 (250 rushing, 771 passing)

Rushing Defense**FEWEST RUSHES ALLOWED**

5—Texas Tech vs. Houston, Nov. 25, 1989 (36 yards)

FEWEST RUSHING YARDS ALLOWED

Minus 109—Toledo vs. Northern Ill., Nov. 11, 1967 (33 rushes)

Pass Defense**FEWEST ATTEMPTS ALLOWED**

0—By many teams. Most recent: Colorado vs. Oklahoma, Nov. 15, 1986

FEWEST COMPLETIONS ALLOWED

0—By many teams. Most recent: Brigham Young vs. Rice, Nov. 9, 1996 (5 attempts)

LOWEST COMPLETION PERCENTAGE ALLOWED (Min. 10 Attempts)

0.0%—North Carolina vs. Penn St., Oct. 2, 1943 (0 of 12 attempts); Temple vs. West Virginia, Oct. 18, 1946 (0 of 18 attempts); San Jose St. vs. Cal St. Fullerton, Oct. 10, 1992 (0 of 11 attempts)

FEWEST YARDS ALLOWED

Minus 16—VMI vs. Richmond, Oct. 5, 1957 (2 completions)

MOST PASSES INTERCEPTED BY

11—Brown vs. Rhode Island, Oct. 8, 1949 (136 yards)

MOST PASSES INTERCEPTED BY AGAINST A MAJOR-COLLEGE OPPONENT

10—Oklahoma St. vs. Detroit, Nov. 28, 1942; UCLA vs. California, Oct. 21, 1978

MOST PASSES INTERCEPTED BY A LOSING TEAM

7—Kentucky vs. Florida, Sept. 11, 1993 (52 attempts)

MOST YARDS ON INTERCEPTION RETURNS

240—Kentucky vs. Mississippi, Oct. 1, 1949 (6 returns)

MOST TOUCHDOWNS ON INTERCEPTION RETURNS

4—Houston vs. Texas, Nov. 7, 1987 (198 yards; 3 TDs in the 4th quarter)

Defensive Records**(Since 2000)****TACKLES FOR LOSS**

20—TCU vs. Nevada, Sept. 9, 2000

PASS SACKS

15—TCU vs. Nevada, Sept. 9, 2000

PASSES DEFENDED**(Pass Interceptions and Pass Breakups)**

19—South Carolina vs. Alabama, Oct. 2, 2000

FORCED FUMBLES

7—Virginia vs. South Carolina, Sept. 7, 2002

First Downs**FEWEST FIRST DOWNS ALLOWED**

0—By many teams. Most recent: North Carolina St. vs. Western Caro., Sept. 1, 1990

Opponent's Kicks Blocked**MOST OPPONENT'S PUNTS BLOCKED**

4—Southern Methodist vs. Texas-Arlington, Sept. 30, 1944; Michigan vs. Ohio St., Nov. 25, 1950; Memphis vs. Arkansas, Sept. 26, 1992 (10 attempts)

MOST OPPONENT'S PUNTS BLOCKED, ONE QUARTER

3—Purdue vs. Northwestern, Nov. 11, 1989 (4 attempts)

BLOCKED OPPONENT'S FIELD GOAL, PUNT AND EXTRA-POINT KICK

Oregon St. blocked each type of kick against Southern California, Sept. 14, 1996

MOST OPPONENT'S FIELD GOALS BLOCKED, ONE QUARTER

2—Southern California vs. California, Oct. 22, 1994; Wyoming vs. Fresno St., Nov. 18, 1995

Turnovers Gained**(Number of Times Gaining the Ball on Fumbles and Interceptions)****MOST TURNOVERS GAINED**

13—Georgia Tech vs. Georgia, Dec. 1, 1951 (5 fumbles, 8 interceptions)

MOST CONSECUTIVE OPPONENT'S SERIES RESULTING IN TURNOVERS

7—Florida vs. Florida St., Oct. 7, 1972 (4 fumbles lost, 3 interceptions; first seven series of the game)

Fumble Returns**(Since 1992)****MOST TOUCHDOWNS ON FUMBLE RETURNS**

2—Toledo vs. Arkansas St., Sept. 5, 1992; Arizona vs. Illinois, Sept. 18, 1993; Duke vs. Wake Forest, Oct. 22, 1994 (both occurred in 1st quarter); Iowa vs. Minnesota, Nov. 19, 1994; Minnesota vs. Syracuse, Sept. 21, 1996; Florida vs. La.-Lafayette, Aug. 31, 1996; Arizona St. vs. Washington St., Nov. 1, 1997; Mississippi St. vs. Brigham Young, Sept. 14, 2000; Notre Dame vs. Navy, Oct. 14, 2000; Southern California vs. UCLA, Nov. 22, 2003

LONGEST RETURN OF A FUMBLE

100—Rutgers vs. Pittsburgh, Oct. 28, 1995; Rice vs. UNLV, Nov. 14, 1998; UNLV vs. Baylor, Sept. 11, 1999

Defensive Extra Points**MOST DEFENSIVE EXTRA POINTS SCORED AGAINST**

1—By many teams. Most recent: UCLA vs. Southern California, Nov. 22, 2003

MOST DEFENSIVE EXTRA-POINT ATTEMPTS AGAINST

2—Notre Dame vs. Rice, Nov. 5, 1988 (2 blocked kick returns, 1 scored); Akron vs. Northern Ill., Nov. 3, 1990 (2 interception returns); California vs. Oklahoma, Sept. 20, 1997 (2 kick returns; 1 scored); Iowa St. vs. Texas, Oct. 3, 1998 (2 kick returns; 2 scored)

MOST DEFENSIVE EXTRA POINTS SCORED BY BOTH TEAMS

2—Kentucky (fumbled snap return) and LSU (blocked kick return), Oct. 17, 1998

Safeties

MOST SAFETIES

3—Arizona St. vs. Nebraska, Sept. 21, 1996; North Texas vs. La.-Lafayette, Sept. 27, 2003

SEASON—Offense

Total Offense

MOST YARDS GAINED PER GAME

624.9—Houston, 1989 (6,874 in 11)

MOST YARDS GAINED

7,576—Texas Tech, 2003 (13 games)

HIGHEST AVERAGE GAIN PER PLAY

7.9—Army, 1945 (526 for 4,164)

GAINING 300 YARDS OR MORE PER GAME RUSHING AND 200 YARDS OR MORE PER GAME PASSING

Houston, 1968 (361.7 rushing, 200.3 passing); Arizona St., 1973 (310.2 rushing, 255.3 passing)

MOST PLAYS PER GAME

92.4—Notre Dame, 1970 (924 in 10)

MOST TOUCHDOWNS RUSHING AND PASSING

84—Nebraska, 1983

Also holds per-game record at 7.0 (84 in 12)

Rushing

MOST YARDS GAINED PER GAME

472.4—Oklahoma, 1971 (5,196 in 11)

HIGHEST AVERAGE GAIN PER RUSH

7.6—Army, 1945 (424 for 3,238)

HIGHEST AVERAGE GAIN PER RUSH (Min. 500 Rushes)

7.0—Nebraska, 1995 (627 for 4,398)

MOST RUSHES PER GAME

73.9—Oklahoma, 1974 (813 in 11)

MOST TOUCHDOWNS RUSHING PER GAME

5.5—Nebraska, 1997 (66 in 12)

Passing

MOST YARDS GAINED PER GAME

511.3—Houston, 1989 (5,624 in 11)

MOST YARDS GAINED

6,179—Texas Tech, 2003 (13 games)

HIGHEST AVERAGE GAIN PER ATTEMPT (Min. 350 Attempts)

10.9—Brigham Young, 1989 (433 for 4,732)

HIGHEST AVERAGE GAIN PER COMPLETION

(Min. 100-174 comps.) 19.1—Houston, 1968 (105 for 2,003)

(Min. 175-224 comps.) 18.0—Grambling, 1977 (187 for 3,360)

(Min. 225 comps.) 17.1—Florida, 1996 (234 for 4,007)

MOST PASSES ATTEMPTED PER GAME

63.1—Houston, 1989 (694 in 11)

MOST PASSES COMPLETED PER GAME

39.4—Houston, 1989 (434 in 11)

HIGHEST PERCENTAGE COMPLETED (Min. 150 Attempts)

73.5%—UCF, 1998 (302 of 411)

LOWEST PERCENTAGE HAD INTERCEPTED

(Min. 300-399 atts.) 0.84%—Fresno St., 1999 (3 of 359)
(Min. 400 atts.) 1.2%—Southern California, 1993 (5 of 432)

MOST TOUCHDOWN PASSES PER GAME

5.0—Houston, 1989 (55 in 11)

MOST TOUCHDOWN PASSES

55—Houston, 1989 (11 games)

FEWEST TOUCHDOWN PASSES

0—By 6 teams since 1975. Most recent: Vanderbilt, 1993 (11 games, 157 attempts)

HIGHEST PASSING EFFICIENCY RATING POINTS (Min. 150 Attempts)

184.4—Tulane, 1998 (339 attempts, 230 completions, 6 interceptions, 3,352 yards, 38 TD passes)

A TEAM WITH THE NO. 1 & NO. 2 RECEIVERS

Houston, 1988 (Jason Phillips, No. 1, 9.82 catches per game & James Dixon, No. 2, 9.27 catches per game)

MOST 100-YARD RECEIVING GAMES IN A SEASON, ONE TEAM

19—San Diego St., 1990 (Patrick Rowe 9, Dennis Arey 8 & Jimmy Raye 2)

Punting

MOST PUNTS PER GAME

13.9—Tennessee, 1937 (139 in 10)

FEWEST PUNTS PER GAME

2.0—Nevada, 1948 (18 in 9)

HIGHEST PUNTING AVERAGE

50.6—Brigham Young, 1983 (24 for 1,215 yards)

HIGHEST PUNTING AVERAGE (Min. 40 Punts)

47.7—North Carolina, 1999 (81 for 3,863)

HIGHEST NET PUNTING AVERAGE

45.0—Brigham Young, 1983 (24 for 1,215 yards, 134 yards in punts returned)

HIGHEST NET PUNTING AVERAGE (Min. 40 Punts)

44.9—San Diego St., 1996 (48 for 2,234 yards, 77 yards in punts returned)

Punt Returns

MOST PUNT RETURNS PER GAME

6.9—Texas A&M, 1943 (69 in 10)

FEWEST PUNT RETURNS PER GAME

0.5—Iowa St., 1996 (5 in 11)

MOST PUNT-RETURN YARDS PER GAME

114.5—Colgate, 1941 (916 in 8)

HIGHEST AVERAGE GAIN PER RETURN

(Min. 15-29 rets.) 25.2—Arizona St., 1952 (18 for 454)

(Min. 30 rets.) 22.4—Oklahoma, 1948 (43 for 963)

MOST TOUCHDOWNS SCORED ON PUNT RETURNS (Since 1966)

7—Southern Miss., 1987 (on 46 returns)

Kickoff Returns

MOST KICKOFF RETURNS PER GAME

7.3—Cal St. Fullerton, 1990 (80 in 11)

FEWEST KICKOFF RETURNS PER GAME

0.7—Boston College, 1939 (7 in 10)

MOST KICKOFF-RETURN YARDS

1,588—Pittsburgh, 1996 (66 returns)

MOST KICKOFF-RETURN YARDS PER GAME

144.4—Pittsburgh, 1996 (1,588 in 11)

HIGHEST AVERAGE GAIN PER RETURN

(Min. 25-34 rets.) 30.3—Florida St., 1992 (27 for 819)

(Min. 35 rets.) 27.5—Rice, 1973 (39 for 1,074)

MOST TOUCHDOWNS SCORED ON KICKOFF RETURNS (Since 1966)

4—Dayton, 1974 (on 44 returns)

Scoring

MOST POINTS PER GAME

56.0—Army, 1944 (504 in 9)

MOST POINTS SCORED

624—Nebraska, 1983 (12 games)

HIGHEST SCORING MARGIN

52.1—Army, 1944 (scored 504 points for 56.0 average and allowed 35 points for 3.9 average in 9 games)

MOST POINTS SCORED, TWO CONSECUTIVE GAMES

177—Houston, 1968 (77-3 vs. Idaho, Nov. 16, and 100-6 vs. Tulsa, Nov. 23)

MOST TOUCHDOWNS PER GAME

8.2—Army, 1944 (74 in 9)

MOST TOUCHDOWNS

89—Nebraska, 1983 (12 games)

MOST EXTRA POINTS MADE BY KICKING

80—Miami (Ohio), 2003 (80 in 14 games)
Nebraska, 1983, holds per-game record at 6.4 (77 in 12)

MOST CONSECUTIVE EXTRA POINTS MADE BY KICKING

71—Florida, 1995; Nebraska, 1997 (Entire Season)

MOST TWO-POINT ATTEMPTS MADE PER GAME

2.2—Rutgers, 1958 (20 in 9, attempted 31)

MOST DEFENSIVE EXTRA-POINT ATTEMPTS

3—Rice, 1988 (1 vs. La.-Lafayette, Sept. 24, blocked kick return; 2 vs. Notre Dame, Nov. 5, 2 blocked kick returns, 1 scored)

MOST DEFENSIVE EXTRA POINTS SCORED

2—Texas, 1998 (2 vs. Iowa St., Oct. 3, 2 blocked kick returns)

MOST FIELD GOALS PER GAME

2.6—UCLA, 1984 (29 in 11); Cincinnati, 2000 (29 in 11)

First Downs

MOST FIRST DOWNS PER GAME

32.2—Texas Tech, 2003 (418 in 13)

MOST RUSHING FIRST DOWNS PER GAME

21.4—Oklahoma, 1974 (235 in 11)

MOST PASSING FIRST DOWNS PER GAME

23.5—Texas Tech, 2003 (305 in 13)

Fumbles

MOST FUMBLES

73—Cal St. Fullerton, 1992 (lost 41)

MOST FUMBLES LOST

41—Cal St. Fullerton, 1992 (73 fumbles)

FEWEST OWN FUMBLES LOST

1—Bowling Green, 1996; Miami (Ohio), 1998

FEWEST OWN FUMBLES LOST IN TWO CONSECUTIVE SEASONS

3—Miami (Ohio), 1998-99 (1 in 1998; 2 in 1999)

MOST CONSECUTIVE FUMBLES LOST

14—Oklahoma, 1983 (during 5 games, Oct. 8-Nov. 5)

Penalties

MOST PENALTIES PER GAME

12.9—Grambling, 1977 (142 in 11, 1,476 yards)

MOST YARDS PENALIZED PER GAME

134.2—Grambling, 1977 (1,476 in 11, 142 penalties)

Turnovers (Giveaways)

(Fumbles Lost and Passes Had Intercepted)

FEWEST TURNOVERS

8—Clemson, 1940 (2 fumbles lost, 6 interceptions); Miami (Ohio), 1966 (4 fumbles lost, 4 interceptions); Notre Dame, 2000 (4 fumbles lost, 4 interceptions)

FEWEST TURNOVERS PER GAME

0.73—Notre Dame, 2000 (8 in 11 games)

MOST TURNOVERS

61—North Texas, 1971 (28 fumbles lost, 33 interceptions); Tulsa, 1976 (37 fumbles lost, 24 interceptions)

MOST TURNOVERS PER GAME

6.1—Mississippi St., 1949 (55 in 9 games; 30 fumbles lost, 25 interceptions)

SEASON—Defense

Total Defense

FEWEST YARDS ALLOWED PER GAME

69.9—Santa Clara, 1937 (559 in 8)

FEWEST RUSHING AND PASSING TOUCHDOWNS ALLOWED PER GAME

0.0—Duke, 1938; Tennessee, 1939

LOWEST AVERAGE YARDS ALLOWED PER PLAY

1.7—Texas A&M, 1939 (447 for 763)

LOWEST AVERAGE YARDS ALLOWED PER PLAY

(Min. 600-699 plays) 2.5—Nebraska, 1967 (627 for 1,576)
(Min. 700 plays) 2.7—Toledo, 1971 (734 for 1,795)

MOST YARDS ALLOWED PER GAME

553.0—Maryland, 1993 (6,083 in 11)

Rushing Defense

FEWEST YARDS ALLOWED PER GAME

17.0—Penn St., 1947 (153 in 9)

MOST YARDS LOST BY OPPONENTS PER GAME

70.1—Wyoming, 1968 (701 in 10, 458 rushes)

LOWEST AVERAGE YARDS ALLOWED PER RUSH

(Min. 240-399 rushes) 0.6—Penn St., 1947 (240 for 153)

(Min. 400-499 rushes) 1.3—North Texas, 1966 (408 for 513)

(Min. 500 rushes) 2.1—Nebraska, 1971 (500 for 1,031)

Pass Defense

FEWEST YARDS ALLOWED PER GAME

13.1—Penn St., 1938 (105 in 8)

FEWEST YARDS ALLOWED PER ATTEMPT

(Min. 200-299 atts.) 3.4—Toledo, 1970 (251 for 856)
(Min. 300 atts.) 3.8—Notre Dame, 1967 (306 for 1,158)

FEWEST YARDS ALLOWED PER COMPLETION

(Min. 100-149 comps.) 8.8—Michigan, 1997 (145 for 1,275)

(Min. 150 comps.) 9.5—Notre Dame, 1993 (263 for 2,502)

LOWEST COMPLETION PERCENTAGE ALLOWED

(Min. 150-199 atts.) 31.1%—Virginia, 1952 (50 of 161)
(Min. 200 atts.) 33.3%—Notre Dame, 1967 (102 of 306)

FEWEST TOUCHDOWNS ALLOWED BY PASSING

0—By many teams. Most recent: LSU, 1959; North Texas, 1959

LOWEST PASS EFFICIENCY DEFENSIVE RATING (Since 1990)

65.7—Kansas St., 1999 (315 attempts, 118 completions, 21 interceptions, 1,364 yards, 5 TDs)

MOST PASSES INTERCEPTED BY PER GAME

4.1—Pennsylvania, 1940 (33 in 8)

HIGHEST PERCENTAGE INTERCEPTED BY (Min. 200 Attempts)

17.9%—Army, 1944 (36 of 201)

MOST YARDS GAINED ON INTERCEPTION RETURNS

782—Tennessee, 1971 (25 interceptions)

MOST INTERCEPTION YARDS PER GAME

72.5—Texas, 1943 (580 in 8)

HIGHEST AVERAGE PER INTERCEPTION RETURN

(Min. 10-14 ints.) 36.3—Oregon St., 1959 (12 for 436)
(Min. 15 ints.) 31.3—Tennessee, 1971 (25 for 782)

MOST TOUCHDOWNS ON INTERCEPTION RETURNS

7—Tennessee, 1971 (25 interceptions; 287 pass attempts against)

Punting

MOST OPPONENT'S PUNTS BLOCKED BY

11—Arkansas St., 1975 (11 games, 95 punts against)

Punt Returns

FEWEST RETURNS ALLOWED

5—Notre Dame, 1968 (52 yards); Nebraska, 1995 (12 yards)

FEWEST YARDS ALLOWED

2—Miami (Fla.), 1989 (12 returns)

LOWEST AVERAGE YARDS ALLOWED PER PUNT RETURN

0.2—Miami (Fla.), 1989 (12 for 2 yards)

Kickoff Returns

LOWEST AVERAGE YARDS ALLOWED PER KICKOFF RETURN

8.3—Richmond, 1951 (23 for 192 yards)

Opponent's Kicks Blocked

MOST PAT KICKS BLOCKED

Season

6—Duke, 1993

Scoring

FEWEST POINTS ALLOWED PER GAME

0.0—Duke, 1938 (9 games); Tennessee, 1939 (10 games)

MOST POINTS ALLOWED

566—Eastern Mich., 2002 (12 games)

MOST POINTS ALLOWED PER GAME

50.3—La.-Lafayette, 1997 (553 in 11)

Fumbles

MOST OPPONENT'S FUMBLES RECOVERED

36—North Texas, 1972; Brigham Young, 1977

MOST TOUCHDOWNS SCORED ON FUMBLE RETURNS

7—Georgia Tech, 1998

Turnovers (Takeaways)

(Opponent's Fumbles Recovered and Passes Intercepted)

MOST OPPONENT'S TURNOVERS

57—Tennessee, 1970 (21 fumbles recovered, 36 interceptions)

MOST OPPONENT'S TURNOVERS PER GAME

5.4—Wyoming, 1950 (49 in 9); Pennsylvania, 1950 (49 in 9), UCLA; 1952 (49 in 9); UCLA, 1954 (49 in 9)

HIGHEST MARGIN OF TURNOVERS PER GAME OVER OPPONENTS

4.0—UCLA, 1952 (36 in 9; 13 giveaways vs. 49 takeaways)

Also holds total-margin record with 36

HIGHEST MARGIN OF TURNOVERS PER GAME BY OPPONENTS

3.1—Southern Miss., 1969 (31 in 10; 45 giveaways vs. 14 takeaways)

Defensive Extra Points

MOST DEFENSIVE EXTRA-POINT ATTEMPTS AGAINST

2—La.-Lafayette, 1988 (2 kick returns, none scored); Notre Dame, 1988 (2 kick returns, 1 scored); Akron, 1990 (2 interception returns, none scored); Oklahoma, 1992 (2 kick returns, 2 scored); Oklahoma, 1997 (2 kick returns, 1 scored); Texas, 1998 (2 kick returns, 2 scored)

MOST DEFENSIVE EXTRA POINTS SCORED AGAINST

2—Oklahoma, 1992 (vs. Texas Tech, Sept. 3, and vs. Oklahoma St., Nov. 14); Texas, 1998 (vs. Iowa St., Oct. 3)

Safeties

MOST SAFETIES

5—Wake Forest, 2001

Consecutive Records

MOST CONSECUTIVE VICTORIES

47—Oklahoma, 1953-57

MOST CONSECUTIVE GAMES WITHOUT DEFEAT (Includes pre-1937 teams)

63—Washington, 1907-17 (4 ties)

MOST CONSECUTIVE GAMES WITHOUT DEFEAT (Modern Era, 1937-present)

48—Oklahoma, 1953-57 (1 tie)

MOST CONSECUTIVE LOSSES

34—Northwestern, from Sept. 22, 1979, vs. Syracuse through Sept. 18, 1982, vs. Miami (Ohio) (ended with 31-6 victory over Northern Ill., Sept. 25, 1982)

MOST CONSECUTIVE GAMES WITHOUT A VICTORY ON THE ROAD

46—Northwestern (including one tie), from Nov. 23, 1974, through Oct. 30, 1982

MOST CONSECUTIVE GAMES WITHOUT A TIE (Includes Bowl Games)

345—Miami (Fla.), from Nov. 11, 1968, through 1995 season (after 1995 tiebreaker used in Division I-A)

MOST CONSECUTIVE GAMES WITHOUT BEING SHUT OUT

360—Brigham Young, Oct. 3, 1975 through Nov. 15, 2003 (ended with 3-0 loss to Utah, Nov. 22, 2003)

MOST CONSECUTIVE SHUTOUTS (Regular Season)

17—Tennessee, from Nov. 5, 1938, through Oct. 12, 1940

MOST CONSECUTIVE QUARTERS OPPONENTS HELD SCORELESS (Regular Season)

71—Tennessee, from 2nd quarter vs. LSU, Oct. 29, 1938, to 2nd quarter vs. Alabama, Oct. 19, 1940

MOST CONSECUTIVE VICTORIES AT HOME

58—Miami (Fla.) (Orange Bowl), from Oct. 12, 1985, to Sept. 24, 1994 (lost to Washington, 38-20)

MOST CONSECUTIVE WINNING SEASONS (All-Time)

42—Notre Dame, 1889-32 (no teams in 1890 & 1891)

MOST CONSECUTIVE WINNING SEASONS (After 1932)

40—Nebraska, 1962-01

MOST CONSECUTIVE NON-LOSING SEASONS

49—Penn St., 1939-87 (includes two .500 seasons)

MOST CONSECUTIVE LOSING SEASONS

28—Oregon St., 1971-98

MOST CONSECUTIVE NON-WINNING SEASONS

28—Rice, 1964-91 (includes two .500 seasons)

MOST CONSECUTIVE SEASONS WINNING NINE OR MORE GAMES

33—Nebraska, 1969-01

MOST CONSECUTIVE SEASONS PLAYING IN A BOWL GAME

35—Nebraska (current), from 1969

MOST CONSECUTIVE GAMES SCORING ON A PASS

62—Florida, from Oct. 1, 1992, to Oct. 4, 1997

MOST CONSECUTIVE GAMES PASSING FOR 200 YARDS OR MORE

64—Brigham Young, from Sept. 13, 1980, through Oct. 19, 1985

MOST CONSECUTIVE GAMES INTERCEPTING A PASS**(Includes Bowl Games)**

39—Virginia, from Nov. 6, 1993, through Nov. 29, 1996

MOST CONSECUTIVE GAMES WITHOUT POSTING A SHUTOUT

283—New Mexico St., from Sept. 21, 1974, to Sept. 29, 2001 (31-0 over La.-Monroe)

MOST CONSECUTIVE EXTRA POINTS MADE

262—Syracuse, from Nov. 18, 1978, to Sept. 9, 1989 (By the following kickers: Dave Jacobs, last PAT of 1978; Gary Anderson, 72 from 1979 through 1981; Russ Carpentieri, 17 in 1982; Don McAulay, 62 from 1983 through 1985; Tim Vesling, 71 in 1986 and 1987; Kevin Greene, 37 in 1988; John Biskup, 2 in 1989.)

MOST CONSECUTIVE STADIUM SELLOUTS

262—Nebraska (current), from 1962

Additional Records**HIGHEST-SCORING TIE GAME**

52-52—Brigham Young & San Diego St., Nov. 16, 1991

MOST TIE GAMES IN A SEASON

4—Temple, 1937 (9 games); UCLA, 1939 (10 games); Central Mich., 1991 (11 games)

MOST SCORELESS TIE GAMES IN A SEASON

4—Temple, 1937 (9 games)

MOST CONSECUTIVE SCORELESS TIE GAMES

2—Georgia Tech, 1938, vs. Florida, Nov. 19 & vs. Georgia, Nov. 26; Alabama, 1954, vs. Georgia, Oct. 30 & vs. Tulane, Nov. 6

LAST TIE GAME

Nov. 25, 1995—Wisconsin 3, Illinois 3

LAST SCORELESS TIE GAME

Nov. 19, 1983—Oregon & Oregon St.

MOST POINTS OVERCOME TO WIN A GAME (Between Division I-A Teams)

31—Maryland (42) vs. Miami (Fla.) (40), Nov. 10, 1984 (trailed 31-0 with 12:35 remaining in 3rd quarter); Ohio St. (41) vs. Minnesota (37), Oct. 28, 1989 (trailed 31-0 with 4:29 remaining in 2nd quarter)

30—California (42) vs. Oregon (41), Oct. 2, 1993 (trailed 30-0 in 2nd quarter)

MOST POINTS SCORED IN FOURTH QUARTER TO WIN OR TIE A GAME

36—Brigham Young (50) vs. Washington St. (36), Sept. 15, 1990 (trailed 29-14 at start of 4th quarter)

34—Northern Ill. (48) vs. Miami (Ohio) (41), Oct. 12, 2002 (trailed 27-14 at start of 4th quarter)

29—Bowling Green (43) vs. Northwestern (42), Nov. 17, 2001 (trailed 28-14 at start of 4th quarter)

28—Utah (28) vs. Arizona (27), Nov. 4, 1972 (trailed 27-0 beginning 4th quarter); Washington St. (49) vs. Stanford (42), Oct. 20, 1984 (trailed 42-14 with 5:38 remaining in 3rd quarter and scored 35 consecutive points); Florida St. (31) vs. Florida (31), Nov. 26, 1994 (trailed 31-3 beginning 4th quarter); Middle Tenn. (39) vs. New Mexico St. (35), Oct. 27, 2001 (trailed 35-11 beginning 4th quarter)

MOST POINTS SCORED IN A BRIEF PERIOD OF TIME BY ONE TEAM

49 in 6:25 of possession time—Fresno St. (70) vs. Utah St. (21), Dec. 1, 2001 (7 TDs, 7 PATs. The longest drive lasted 1:42 during the first and second quarters)

41 in 2:55 of possession time during six drives—Nebraska (69) vs. Colorado (19), Oct. 22, 1983 (6 TDs, 5 PATs in 3rd quarter. Drives occurred during 9:10 of total playing time in the period)

41 in 4:30 of possession time during six drives—Northern Ill. (48) vs. Miami (Ohio) (41), Oct. 12, 2002 (6 TDs, 5 PATs in final two periods)

21 in 1:24 of total playing time—San Jose St. (42) vs. Fresno St. (7), Nov. 17, 1990 (3 TDs, 3 PATs in 2nd quarter; 1:17 of possession time on two drives and one intercepted pass returned for a TD)

21 in 1:04 of total playing time—Kent St. (32) vs. Akron (17), Oct. 5, 1996 (3 TDs, 3 PATs; rush TD at 2:01 of 4th quarter, rush TD at 1:33 of 4th quarter)

and interception return TD at 0:57 of 4th quarter) 20 in 0:55 of total playing time—Colorado St. (55) vs. San Jose St. (20), Oct. 11, 1997 (3 TDs, 2 PATs; pass TD at 10:39 of 4th quarter, interception return TD at 10:16 of 4th quarter and interception return TD at 9:45 of 4th quarter)

15 in :10 of total playing time—Utah (22) vs. Air Force (21), Oct. 21, 1995 (2 TDs, 2-point conversion, 1 PAT. Drives occurred during :41 of 4th quarter)

MOST POINTS SCORED IN A BRIEF PERIOD OF TIME BY BOTH TEAMS

29 in 1:34 of possession time during four drives (4th quarter)—Hawaii (62) vs. San Jose St. (41), Nov. 6, 1999 (4 TDs, 1 PAT, two 2-point conversions). San Jose St. scores TDs on a blocked punt and pass reception (adds two 2-point conversions); Hawaii scores TDs on rush and interception return (adds PAT)

20 in 0:28 of possession time during third and fourth quarters—Southern California (47) vs. UCLA (22), Nov. 22, 2003 (3 TDs, 2 PATs)

16 in 0:29 of possession time during fourth quarter—Northwestern (27) vs. Michigan St. (26), Sept. 29, 2001 (2 TDs, 1 PAT, 1 FG)

MOST IMPROVED WON-LOST RECORD

8½ games—Hawaii, 1999 (9-4-0, including a bowl win) from 1998 (0-12-0)

MOST IMPROVED WON-LOST RECORD AFTER WINLESS SEASON

8½ games—Hawaii, 1999 (9-4-0, including a bowl win) from 1998 (0-12-0)

MOST GAMES PLAYED BY A TEAM IN A SEASON (MODERN ERA, 1937-PRESENT)

15—Brigham Young, 1996; Kansas St., 2003 (See Most Games Played List following Annual Team Champions, page 71)

MOST VICTORIES IN A SEASON (MODERN ERA, 1937-PRESENT)

14—Brigham Young, 1996; Ohio St., 2002 (See Most Victories in a Season List following Annual Team Champions, page 72)

MOST LOSSES IN A SEASON (MODERN ERA, 1937-PRESENT)

13—Army, 2003 (0-13 record) (See Most Losses in a Season List following Annual Team Champions, page 72)

Annual Champions, All-Time Leaders

Total Offense

CAREER YARDS PER GAME

(Minimum 5,500 yards; Player must have concluded his career)

Player, Team	Years	G	Plays	Yards	TDR‡	Yd. PG
Tim Rattay, Louisiana Tech	1997-99	33	1,705	12,618	117	*382.4
Chris Vargas, Nevada	1992-93	20	872	6,417	48	320.9
Ty Detmer, Brigham Young	1988-91	46	1,795	*14,665	*135	318.8
Daunte Culpepper, UCF	1996-98	33	1,468	10,344	91	313.5
Mike Perez, San Jose St.	1986-87	20	875	6,182	37	309.1
Josh Wallwork, Wyoming	1995-96	22	845	6,753	60	307.0
Doug Gaynor, Long Beach St.	1984-85	22	1,067	6,710	45	305.0
Josh Heupel, Oklahoma	1999-00	23	923	6,898	62	299.9
Tony Eason, Illinois	1981-82	22	1,016	6,589	43	299.5
Chad Pennington, Marshall	1997-99	36	1,433	10,758	104	298.9
Luke McCown, Louisiana Tech	2000-03	43	2,050	12,731	97	296.1
Drew Brees, Purdue	1997-00	40	1,754	11,815	97	295.4
David Klingler, Houston	1988-91	32	1,439	9,363	93	292.6
David Neill, Nevada	1998-01	40	1,376	11,664	87	291.6
Ben Roethlisberger, Miami (Ohio)	2001-03	38	1,573	11,075	91	291.4
Steve Sarkisian, Brigham Young	1995-96	25	953	7,253	56	290.1
Chris Redman, Louisville	1996-99	42	1,846	12,129	87	288.8
Kliff Kingsbury, Texas Tech	1999-02	43	*2,156	12,263	99	285.2
Steve Young, Brigham Young	1981-83	31	1,177	8,817	74	284.4
Tim Couch, Kentucky	1996-98	29	1,338	8,160	78	281.4
Philip Rivers, North Carolina St.	2000-03	49	1,963	13,582	113	277.2
Ryan Schneider, UCF	2000-03	39	1,472	10,703	90	274.4
Doug Flutie, Boston College	1981-84	42	1,558	11,317	74	269.5
Brent Snyder, Utah St.	1987-88	22	1,040	5,916	43	268.9
Scott Mitchell, Utah	1987-89	33	1,306	8,836	71	267.8
Mike Maxwell, Nevada	1993-95	27	946	7,226	66	267.6
Ryan Schneider, UCF	2000-03	40	1,472	10,703	89	267.6
Anthony Calvillo, Utah St.	1992-93	22	983	5,838	43	265.4
Shane Matthews, Florida	1989-92	35	1,397	9,241	82	264.0
Chris Weinke, Florida St.	1997-00	36	1,217	9,473	81	263.1
Cody Pickett, Washington	2000-03	37	1,618	9,730	64	263.0
Joe Hughes, Wyoming	1992-93	23	911	6,007	49	261.2
Scott Rislav, San Jose St.	2001-03	41	1,011	6,249	41	260.4
Antwaan Randle El, Indiana	1998-01	44	1,917	11,364	86	258.3
Larry Egger, Utah	1985-86	22	903	5,651	42	256.9
Jim Plunkett, Stanford	1968-70	31	1,174	7,887	62	254.4
Stoney Case, New Mexico	1991-94	42	1,673	10,651	98	253.6
Tim Lester, Western Mich.	1996-99	44	1,747	11,081	91	251.8
Jose Fuentes, Utah St.	1999-02	36	1,327	9,064	60	251.8
Troy Kopp, Pacific (Cal.)	1989-92	40	1,595	10,037	90	250.9
Peyton Manning, Tennessee	1994-97	44	1,534	11,020	101	250.5
Randall Cunningham, UNLV	1982-84	33	1,330	8,224	67	249.2
Michael Bishop, Kansas St.	1997-98	23	804	5,715	59	248.5
Joe Hamilton, Georgia Tech	1996-99	43	1,521	10,640	83	247.4
Jared Lorenzen, Kentucky	2000-03	43	1,793	10,637	90	247.4
Eric Zeier, Georgia	1991-94	44	1,560	10,841	71	246.4
Erik Wilhelm, Oregon St.	1985-88	37	1,689	9,062	55	244.9
Todd Dillon, Long Beach St.	1982-83	23	1,031	5,588	38	243.0
Bernie Kosar, Miami (Fla.)	1983-84	23	847	5,585	48	242.8
Charlie Batch, Eastern Mich.	1994-97	32	1,179	7,715	58	241.1
Alex Van Pelt, Pittsburgh	1989-92	45	1,570	10,814	58	240.3
Steve Stenstrom, Stanford	1991-94	41	1,550	9,825	75	239.6
Cade McNown, UCLA	1995-98	44	1,429	10,487	74	238.3
Jack Trudeau, Illinois	1981, 83-85	34	1,318	8,096	56	238.1
Chuck Hixson, Southern Methodist	1968-70	29	1,358	6,884	50	237.4
Zak Kustok, Northwestern	1999-01	30	1,353	7,116	64	237.2
Robbie Bosco, Brigham Young	1983-85	35	1,159	8,299	72	237.1
Dan Robinson, Hawaii	1997-99	25	1,058	5,920	45	236.8
Dan McGwire, Iowa/San Diego St.	1986-87, 89-90	32	1,067	7,557	50	236.2
Johnny Bright, Drake	1949-51	25	825	5,903	64	236.1
Kordell Stewart, Colorado	1991-94	33	1,087	7,770	48	235.5

*Record. †Touchdowns-responsible-for are player's TDs scored and passed for.

SEASON YARDS PER GAME


Player, Team	Year	G	Plays	Yards	TDR‡	Yd. PG
David Klingler, Houston	†1990	11	704	5,221	*55	*474.6
B.J. Symons, Texas Tech	†2003	13	798	*5,976	52	459.7
Andre Ware, Houston	†1989	11	628	4,661	49	423.7
Ty Detmer, Brigham Young	1990	12	635	5,022	45	418.5
Tim Rattay, Louisiana Tech	†1998	12	602	4,840	47	403.3
Mike Maxwell, Nevada	†1995	9	443	3,623	34	402.6
Chris Redman, Louisville	1998	10	513	4,009	31	400.9
Steve Young, Brigham Young	†1983	11	531	4,346	41	395.1
Chris Vargas, Nevada	†1993	11	535	4,332	35	393.8
Scott Mitchell, Utah	†1988	11	589	4,299	29	390.8

Player, Team	Year	G	Plays	Yards	TDR†	Yd. PG
Jim McMahon, Brigham Young	†1980	12	540	4,627	53	385.6
Tim Rattay, Louisiana Tech	†1999	10	562	3,810	35	381.0
Daunte Culpepper, UCF	1998	11	543	4,153	40	377.5
Tim Couch, Kentucky	1998	11	617	4,151	37	377.4
David Neill, Nevada	1998	9	409	3,351	31	372.3
Ty Detmer, Brigham Young	1988-91	12	497	4,433	38	369.4
Troy Kopp, Pacific (Cal.)	1990	9	485	3,276	32	364.0
Tim Rattay, Louisiana Tech	†1997	11	541	3,968	35	360.7
Drew Brees, Purdue	†2000	11	564	3,939	29	358.1
Byron Leftwich, Marshall	†2002	12	528	4,267	33	355.6
Rex Grossman, Florida	†2001	11	429	3,904	39	354.9
Philip Rivers, North Carolina St.	2003	13	561	4,600	34	353.8
Byron Leftwich, Marshall	2001	12	534	4,224	41	352.0
Josh Wallwork, Wyoming	†1996	12	525	4,209	35	350.8
Kliff Kingsbury, Texas Tech	2002	14	*814	4,903	47	350.2
Jared Lorenzen, Kentucky	2000	11	635	3,687	24	347.9
Jim McMahon, Brigham Young	†1981	10	487	3,458	30	345.8
Joe Hamilton, Georgia Tech	1999	11	459	3,794	35	344.9
Jimmy Klingler, Houston	†1992	11	544	3,768	34	342.5
Shaun King, Tulane	1998	11	468	3,764	46	342.2
Tim Couch, Kentucky	1997	11	613	3,759	40	341.7
Chris Weinke, Florida St.	2000	12	461	4,167	34	339.2
Cody Ledbetter, New Mexico St.	1995	11	543	3,724	32	338.6
David Carr, Fresno St.	2001	13	564	4,396	48	338.2

*Record. †National champion. ‡Touchdowns-responsible-for are player's TDs scored and passed for.

CAREER YARDS

Player, Team	Years	Yards			Total	Avg.
		Plays	Rush	Pass		
Ty Detmer, Brigham Young	1988-91	1,795	-366	*15,031	*14,665	8.17
Philip Rivers, North Carolina St.	2000-03	1,422	98	13,484	13,582	#9.15
Luke McCown, Louisiana Tech	2000-03	2,049	65	12,666	12,731	6.21
†Timmy Chang, Hawaii	2000-03	1,948	-177	12,814	12,637	6.49
Tim Rattay, Louisiana Tech	1997-99	1,705	-128	12,746	12,618	7.40
Kliff Kingsbury, Texas Tech	1999-02	*2,156	-166	12,429	12,263	5.69
Chris Redman, Louisville	1996-99	1,846	-412	12,541	12,129	6.57
Drew Brees, Purdue	1997-00	1,754	906	10,909	11,815	6.74
David Neill, Nevada	1998-01	1,727	761	10,903	11,664	6.75
Antwaan Randle El, Indiana	1998-01	1,917	3,895	7,469	11,364	5.93
Doug Flutie, Boston College	1981-84	1,558	738	10,579	11,317	7.26
Carson Palmer, Southern California	\$1998-02	1,758	-295	11,388	11,093	6.31
Tim Lester, Western Mich.	1996-99	1,747	-218	11,299	11,081	6.34
Ben Roethlisberger, Miami (Ohio)	2001-03	1,573	246	10,829	11,075	7.04
Peyton Manning, Tennessee	1994-97	1,534	-181	11,201	11,020	7.18
Eric Zeier, Georgia	1991-94	1,560	-312	11,153	10,841	6.95
Alex Van Pelt, Pittsburgh	1989-92	1,570	-99	10,913	10,814	6.89
Chad Pennington, Marshall	1997-99	1,433	60	10,698	10,758	7.51
Ryan Schneider, UCF	2000-03	1,472	-273	10,976	10,703	7.27
Stoney Case, New Mexico	1991-94	1,673	1,191	9,460	10,651	6.37
Joe Hamilton, Georgia Tech	1996-99	1,521	1,758	8,882	10,640	7.00
Jared Lorenzen, Kentucky	2000-03	1,793	283	10,354	10,637	5.93
Todd Santos, San Diego St.	1984-87	1,722	-912	11,425	10,513	6.11
Danny Wuerffel, Florida	1993-96	1,355	-375	10,875	10,500	7.75
Cade McNown, UCLA	1995-98	1,429	479	10,008	10,487	7.34
Daunte Culpepper, UCF	1996-98	1,468	1,003	9,341	10,344	7.05
Kevin Sweeney, Fresno St.	\$1982-86	1,700	-371	10,623	10,252	6.03
David Garrard, East Caro.	1998-01	1,685	1,209	9,029	10,238	6.08
Troy Kopp, Pacific (Cal.)	1989-92	1,595	-221	10,258	10,037	6.29
Bart Hendricks, Boise St.	1997-00	1,472	1,004	9,030	10,034	6.82
Eli Manning, Mississippi	2000-03	1,491	-135	10,119	9,984	6.70
Josh Harris, Bowling Green	2000-03	1,626	2,459	7,503	9,962	6.13
Donovan McNabb, Syracuse	1995-98	1,403	1,561	8,389	9,950	7.09
Ryan Dinwiddie, Boise St.	2000-03	1,189	105	9,819	9,924	8.35
Steve Stenstrom, Stanford	1991-94	1,550	-706	10,531	9,825	6.34
Brian McClure, Bowling Green	1982-85	1,630	-506	10,280	9,774	6.00
Cody Pickett, Washington	2000-03	1,617	-186	9,916	9,730	6.02
Jim McMahon, Brigham Young	1977-78, 80-81	1,325	187	9,536	9,723	7.34
Glenn Foley, Boston College	1990-93	1,440	-340	10,042	9,702	6.74
Casey Clausen, Tennessee	2000-03	1,499	-130	9,707	9,577	6.39
Casey Bramlet, Wyoming	2000-03	1,674	-109	9,684	9,575	5.72
Ken Dorsey, Miami (Fla.)	1999-02	1,212	-79	9,565	9,486	7.83
Chris Weinke, Florida St.	1997-00	1,217	-366	9,839	9,473	7.78
Shaun King, Tulane	1995-98	1,516	1,046	8,419	9,468	6.25
Terrence Jones, Tulane	1985-88	1,620	1,761	7,684	9,445	5.83
David Klingler, Houston	1988-91	1,439	-103	9,466	9,363	6.51
Shawn Jones, Georgia Tech	1989-92	1,609	855	8,441	9,296	5.78
Shane Matthews, Florida	1989-92	1,397	-46	9,287	9,241	6.61
Spence Fischer, Duke	1992-95	1,612	89	9,021	9,110	5.65
T.J. Rubley, Tulsa	1987-89, 91	1,541	-244	9,324	9,080	5.89
Brad Tayles, Western Mich.	1989-92	1,675	354	8,717	9,071	5.42
John Elway, Stanford	1979-82	1,505	-279	9,349	9,070	6.03
Jose Fuentes, Utah St.	1999-02	1,327	-104	9,168	9,064	6.83
Erik Wilhelm, Oregon St.	1985-88	1,689	-331	9,393	9,062	5.37
Ben Bennett, Duke	1980-83	1,582	-553	9,614	9,061	5.73
Chuck Long, Iowa	\$1981-85	1,410	-176	9,210	9,034	6.41



Louisiana Tech quarterback Luke McCown concluded his career in third place in Division I-A history in total offense yards with 12,731.

Louisiana Tech Sports Information

Player, Team	Years	Plays	Yards		Total	Avg.
			Rush	Pass		
Todd Ellis, South Carolina	1986-89	1,517	-497	9,519	9,022	5.95
Jason Martin, Louisiana Tech	1993-96	1,439	-127	9,066	8,939	6.21
†Gino Guidugli, Cincinnati	2001-03	1,406	118	8,820	8,938	6.36
Tom Hodson, LSU	1986-89	1,307	-177	9,115	8,938	6.84
Jake Delhomme, La.-Lafayette	1993-96	1,476	-340	9,216	8,876	6.01
†Charlie Frye, Akron	2001-03	1,365	435	8,426	8,861	6.49
Scott Mitchell, Utah	1987-89	1,306	-145	8,981	8,836	6.77
†David Greene, Georgia	2001-03	1,322	-191	9,020	8,829	6.68
Steve Young, Brigham Young	1981-83	1,177	1,084	7,733	8,817	7.49
Brian Mitchell, La.-Lafayette	1986-89	1,521	3,335	5,447	8,782	5.77
John Navarre, Michigan	2000-03	1,471	-241	9,014	8,773	5.96
Marvin Graves, Syracuse	1990-93	1,373	286	8,466	8,752	6.37
Jonathan Smith, Oregon St.	1998-01	1,357	-451	9,079	8,628	6.36
Jeremy Leach, New Mexico	1988-91	1,695	-762	9,382	8,620	5.09
Jake Plummer, Arizona St.	1993-96	1,375	-107	8,626	8,519	6.20
Robert Hall, Texas Tech	1990-93	1,341	581	7,908	8,489	6.33
Mark Herrmann, Purdue	1977-80	1,354	-744	9,188	8,444	6.24
Bradlee Van Pelt, Colorado St.	2000-03	1,198	2,274	6,165	8,439	7.04
Mike McCoy, Long Beach St./Utah	1991, 92-94	1,315	97	8,342	8,439	6.42
Kurt Kittner, Illinois	1998-01	1,374	168	8,206	8,374	6.09
†Chris Rix, Florida St.	2001-03	1,167	808	7,525	8,333	7.14
Robbie Bosco, Brigham Young	1983-85	1,158	-101	8,400	8,299	7.17
Woodrow Dantzler, Clemson	1998-01	1,284	2,615	5,634	8,249	6.42
Troy Taylor, California	1986-89	1,479	110	8,126	8,236	5.49
Randall Cunningham, UNLV	1982-84	1,330	204	8,020	8,224	6.18
Cody Ledbetter, New Mexico St.	1991, 93-95	1,362	727	7,480	8,207	6.03
Wes Counts, Middle Tenn.	1998-01	1,352	165	8,007	8,172	6.04
Steve Taneyhill, South Carolina	1992-95	1,423	-392	8,555	8,163	5.74
Tim Couch, Kentucky	1996-98	1,338	-275	8,435	8,160	6.10
Ryan Huziak, Toledo	1993-96	1,478	1,480	6,672	8,152	5.52
Steve Slayden, Duke	1984-87	1,546	125	8,004	8,129	5.26
Jack Trudeau, Illinois	1981, 83-85	1,318	-50	8,146	8,096	6.14
Mark Barsotti, Fresno St.	1988-91	1,192	768	7,321	8,089	6.79
Gene Swick, Toledo	1972-75	1,579	807	7,267	8,074	5.11
Major Applewhite, Texas	1998-01	1,182	-294	8,353	8,059	6.82
Andre Ware, Houston	1987-89	1,194	-144	8,202	8,058	6.75
James Brown, Texas	1994-97	1,196	411	7,638	8,049	6.73
Len Williams, Northwestern	1990-93	1,614	542	7,486	8,028	4.97
Billy Blanton, San Diego St.	1993-96	1,108	-151	8,165	8,014	7.23

*Record. †See page 10 for explanation. ‡Record for minimum of 7,500 yards. †Active player.

CAREER YARDS RECORD PROGRESSION (Record Yards—Player, Team, Seasons Played)

3,481—Davey O'Brien, TCU, 1936-38; **3,882**—Paul Christman, Missouri, 1938-40; **4,602**—Frank Sinkwich, Georgia, 1940-42; **4,627**—Bob Fenimore, Oklahoma St., 1943-46; **4,871**—Charlie Justice, North Carolina, 1946-49; **5,903**—Johnny Bright, Drake, 1949-51; **6,354**—Virgil Carter, Brigham Young, 1964-66; **6,568**—Steve Ramsey, North Texas, 1967-69; **7,887**—Jim Plunkett, Stanford, 1968-70; **8,074**—Gene Swick, Toledo, 1972-75; **8,444**—Mark Herrmann, Purdue, 1977-80; **9,723**—Jim McMahon, Brigham Young, 1977-78, 1980-81; **11,317**—Doug Flutie, Boston College, 1981-84; **14,665**—Ty Detmer, Brigham Young, 1988-91.

SEASON YARDS

Player, Team	Year	G	Plays	Yards		Total	Avg.
				Rush	Pass		
B.J. Symons, Texas Tech	†2003	13	798	143	*5,833	*5,976	7.49
David Klingler, Houston	†1990	11	704	81	5,140	5,221	7.42
Ty Detmer, Brigham Young	1990	12	635	-106	5,188	5,022	7.91
Kliff Kingsbury, Texas Tech	2002	14	*814	-114	5,017	4,903	6.02
Tim Rattay, Louisiana Tech	†1998	12	602	-103	4,943	4,840	8.04
Andre Ware, Houston	†1989	11	628	-38	4,699	4,661	7.42
Josh Harris, Bowling Green	2003	14	709	830	3,813	4,643	6.55
Philip Rivers, North Carolina St.	2003	13	561	109	4,491	4,600	8.20
Ben Roethlisberger, Miami (Ohio)	2003	14	562	111	4,486	4,597	8.18
Jim McMahon, Brigham Young	†1980	12	540	56	4,571	4,627	8.57
Ty Detmer, Brigham Young	1989	12	497	-127	4,560	4,433	8.92
Timmy Chang, Hawaii	2002	14	663	-17	4,474	4,457	6.72
Ryan Dinwiddie, Boise St.	2003	14	527	43	4,356	4,399	8.35
David Carr, Fresno St.	2001	13	564	97	4,299	4,396	7.79
Steve Young, Brigham Young	†1983	11	531	444	3,902	4,346	8.18
Chris Vargas, Nevada	†1993	11	535	67	4,265	4,332	8.10
Scott Mitchell, Utah	†1988	11	589	-23	4,322	4,299	7.30
Cody Pickett, Washington	2002	13	698	-185	4,458	4,273	6.12
Byron Leftwich, Marshall	†2002	12	528	-1	4,268	4,267	8.08
Byron Leftwich, Marshall	2001	12	534	92	4,132	4,224	7.91
Josh Wallwork, Wyoming	†1996	12	525	119	4,090	4,209	8.02
Daunte Culpepper, UCF	1998	11	543	463	3,690	4,153	7.65
Tim Couch, Kentucky	1998	11	617	-124	4,275	4,151	6.73
Robbie Bosco, Brigham Young	1985	13	578	-132	4,273	4,141	7.16
Timmy Chang, Hawaii	2003	13	644	-60	4,199	4,139	6.43
Chris Weinke, Florida St.	2000	12	461	-97	4,167	4,070	8.83
Chris Redman, Louisville	1998	10	513	-33	4,042	4,009	7.81
Ty Detmer, Brigham Young	†1991	12	478	-30	4,031	4,001	8.37
Brandon Doman, Brigham Young	2001	13	550	456	3,542	3,998	7.27
Steve Sarkisian, Brigham Young	1996	14	486	-44	4,027	3,983	8.20
Mike McCoy, Utah	1993	12	529	109	3,860	3,969	7.50

Player, Team	Year	G	Plays	Yards			Avg.
				Rush	Pass	Total	
Tim Rattay, Louisiana Tech	↑1997	11	541	87	3,881	3,968	7.33
Drew Brees, Purdue	↑2000	11	564	546	3,393	3,939	6.98
Derek Anderson, Oregon St.	2003	13	567	-125	4,058	3,933	6.94
Robbie Bosco, Brigham Young	↑1984	12	543	57	3,875	3,932	7.24
Drew Brees, Purdue	1998	12	575	168	3,753	3,921	6.82
Rex Grossman, Florida	↑2001	11	429	8	3,896	3,904	@9.10
Chad Pennington, Marshall	1999	12	460	105	3,799	3,904	8.49
Brian Jones, Toledo	2002	14	508	414	3,446	3,860	7.60
Charlie Frye, Akron	2003	12	532	288	3,549	3,837	7.21
Rod Rutherford, Pittsburgh	2003	13	549	150	3,679	3,829	6.97
Jared Lorenzen, Kentucky	2000	11	635	140	3,687	3,827	6.03
Carson Palmer, Southern California	2002	13	539	-122	3,942	3,820	7.09
Tim Rattay, Louisiana Tech	↑1999	10	562	-112	3,922	3,810	6.78

*Record. †National champion. @ Record for minimum of 3,000 yards.


SINGLE-GAME YARDS

Yds.	Rush	Pass	Player, Team (Opponent)	Date
732	16	716	David Klingler, Houston (Arizona St.)	Dec. 2, 1990
696	6	690	Matt Vogler, TCU (Houston)	Nov. 3, 1990
681	20	661	B.J. Symons, Texas Tech (Mississippi)	Sept. 27, 2003
657	20	637	Brian Lindgren, Idaho (Middle Tenn.)	Oct. 6, 2001
625	62	563	David Klingler, Houston (TCU)	Nov. 3, 1990
625	-6	631	Scott Mitchell, Utah (Air Force)	Oct. 15, 1988
618	32	586	B.J. Symons, Texas Tech (North Carolina St.)	Sept. 20, 2003
612	-1	613	Jimmy Klingler, Houston (Rice)	Nov. 28, 1992
603	4	599	Ty Detmer, Brigham Young (San Diego St.)	Nov. 16, 1991
601	37	564	Troy Kopp, Pacific (Cal.) (New Mexico St.)	Oct. 20, 1990
599	86	513	Virgil Carter, Brigham Young (UTEP)	Nov. 5, 1966
597	-22	619	John Walsh, Brigham Young (Utah St.)	Oct. 30, 1993
594	-28	622	Jeremy Leach, New Mexico (Utah)	Nov. 11, 1989
585	-36	621	Dave Wilson, Illinois (Ohio St.)	Nov. 8, 1980
582	-29	611	David Neill, Nevada (New Mexico St.)	Oct. 10, 1998
582	11	571	Marc Wilson, Brigham Young (Utah)	Nov. 5, 1977
578	144	434	Kevin Kolb, Houston (TCU)	Oct. 25, 2003
578	-14	592	Chris Redman, Louisville (East Caro.)	Nov. 14, 1998
578	6	572	David Klingler, Houston (Eastern Wash.)	Nov. 17, 1990
568	-22	590	Tim Rattay, Louisiana Tech (Nebraska)	Aug. 29, 1998
568	11	557	John Dutton, Nevada (Boise St.)	Nov. 8, 1997
562	25	537	Ty Detmer, Brigham Young (Washington St.)	Sept. 7, 1989
559	13	546	Cody Ledbetter, New Mexico St. (UNLV)	Nov. 18, 1995
558	15	543	Nick Rolovich, Hawaii (Brigham Young)	Dec. 8, 2001
554	9	545	Rusty LaRue, Wake Forest (North Carolina St.)	Nov. 18, 1995
552	-13	565	Jim McMahon, Brigham Young (Utah)	Nov. 21, 1981
548	12	536	Dave Telford, Fresno St. (Pacific [Cal.])	Oct. 24, 1987
543	-9	552	Mike Maxwell, Nevada (UNLV)	Oct. 28, 1995
542	10	532	Ryan Dinwiddie, Boise St. (Louisiana Tech)	Oct. 4, 2003
541	-20	561	Tim Rattay, Louisiana Tech (UCF)	Oct. 23, 1999
541	6	535	Mike Maxwell, Nevada (Louisiana Tech)	Oct. 21, 1995
540	12	528	Rohan Davey, LSU (Alabama)	Nov. 3, 2001
540	-45	585	Robbie Bosco, Brigham Young (New Mexico)	Oct. 19, 1985
540	104	436	Archie Manning, Mississippi (Alabama)	Oct. 4, 1969

ANNUAL CHAMPIONS

Year	Player, Team	Class	Plays	Yards		
				Rush	Pass	Total
1937	Byron "Whizzer" White, Colorado	Sr.	224	1,121	475	1,596
1938	Davey O'Brien, TCU	Sr.	291	390	1,457	1,847
1939	Kenny Washington, UCLA	Sr.	259	811	559	1,370
1940	Johnny Knolla, Creighton	Sr.	298	813	607	1,420
1941	Bud Schwenk, Washington (Mo.)	Sr.	354	471	1,457	1,928
1942	Frank Sinkwich, Georgia	Sr.	341	795	1,392	2,187
1943	Bob Hoernschemeyer, Indiana	Fr.	355	515	1,133	1,648
1944	Bob Fenimore, Oklahoma St.	So.	241	897	861	1,758
1945	Bob Fenimore, Oklahoma St.	Jr.	203	1,048	593	1,641
1946	Travis Tidwell, Auburn	Fr.	339	772	943	1,715
1947	Fred Enke, Arizona	So.	329	535	1,406	1,941
1948	Stan Heath, Nevada	Sr.	233	-13	2,005	1,992
1949	Johnny Bright, Drake	So.	275	975	975	1,950
1950	Johnny Bright, Drake	Jr.	320	1,232	1,168	2,400
1951	Dick Kazmaier, Princeton	Sr.	272	861	966	1,827
1952	Ted Marchibroda, Detroit	Sr.	305	176	1,637	1,813
1953	Paul Larson, California	Jr.	262	141	1,431	1,572
1954	George Shaw, Oregon	Sr.	276	178	1,358	1,536
1955	George Welsh, Navy	Sr.	203	29	1,319	1,348
1956	John Brodie, Stanford	Sr.	295	9	1,633	1,642
1957	Bob Newman, Washington St.	Jr.	263	53	1,391	1,444
1958	Dick Bass, Pacific (Cal.)	Jr.	218	1,361	79	1,440
1959	Dick Norman, Stanford	Jr.	319	55	1,963	2,018
1960	Bill Kilmer, UCLA	Sr.	292	803	1,086	1,889
1961	Dave Hoppmann, Iowa St.	Jr.	320	920	718	1,638
1962	Terry Baker, Oregon St.	Sr.	318	538	1,738	2,276
1963	George Mira, Miami (Fla.)	Sr.	394	163	2,155	2,318
1964	Jerry Rhome, Tulsa	Sr.	470	258	2,870	3,128
1965	Bill Anderson, Tulsa	Sr.	580	-121	3,464	3,343

Texas Tech Sports Information



B.J. Symons ran and shot his way into the records book with some prolific offensive performances during the 2003 season. The Texas Tech quarterback set records for most yards gained in three and four consecutive games, had nine consecutive games in which he gained 400 yards or more and 11 total games in which he topped the 400-yard mark. He also scored five touchdowns, passed for 52 TDs and accounted for three two-point conversions to set the record for most points responsible for in a season. His 5,833 passing yards and 5,976 total offense yards in 2003 also are Division I-A records.

Year	Player, Team	Class	G	Plays	Yards			Avg.
					Rush	Pass	Total	
1966	Virgil Carter, Brigham Young	Sr.			388	363	2,182	2,545
1967	Sal Olivas, New Mexico St.	Sr.			368	-41	2,225	2,184
1968	Greg Cook, Cincinnati	Sr.			507	-62	3,272	3,210
1969	Dennis Shaw, San Diego St.	Sr.			388	12	3,185	3,197
Beginning in 1970, ranked on per-game (instead of total) yards								
1970	Pat Sullivan, Auburn	Jr.	10	333	270	2,586	2,856	285.6
1971	Gary Huff, Florida St.	Jr.	11	386	-83	2,736	2,653	241.2
1972	Don Strock, Virginia Tech	Jr.	11	480	-73	3,243	3,170	288.2
1973	Jesse Freitas, San Diego St.	Sr.	11	410	-92	2,993	2,901	263.7
1974	Steve Joachim, Temple	Sr.	10	331	277	1,950	2,227	222.7
1975	Gene Swick, Toledo	Sr.	11	490	219	2,487	2,706	246.0
1976	Tommy Kramer, Rice	Sr.	11	562	-45	3,317	3,272	297.5
1977	Doug Williams, Grambling	Sr.	11	377	-57	3,286	3,229	293.5
1978	Mike Ford, Southern Methodist	So.	11	459	-50	3,007	2,957	268.8
1979	Marc Wilson, Brigham Young	Sr.	11	488	-140	3,720	3,580	325.5
1980	Jim McMahon, Brigham Young	Jr.	12	540	56	4,571	4,627	385.6
1981	Jim McMahon, Brigham Young	Sr.	10	487	-97	3,555	3,458	345.8
1982	Todd Dillon, Long Beach St.	Jr.	11	585	70	3,517	3,587	326.1
1983	Steve Young, Brigham Young	Sr.	11	531	444	3,902	4,346	395.1
1984	Robbie Bosco, Brigham Young	Jr.	12	543	57	3,875	3,932	327.7
1985	Jim Everett, Purdue	Sr.	11	518	-62	3,651	3,589	326.3
1986	Mike Perez, San Jose St.	Jr.	9	425	35	2,934	2,969	329.9
1987	Todd Santos, San Diego St.	Sr.	12	562	-244	3,932	3,688	307.3
1988	Scott Mitchell, Utah	So.	11	589	-23	4,322	4,299	390.8
1989	Andre Ware, Houston	Jr.	11	628	-38	4,699	4,661	423.7
1990	David Klingler, Houston	Jr.	11	704	81	5,140	5,221	*474.6
1991	Ty Detmer, Brigham Young	Sr.	12	478	-30	4,031	4,001	333.4
1992	Jimmy Klingler, Houston	So.	11	544	-50	3,818	3,768	342.5
1993	Chris Vargas, Nevada	Sr.	11	535	67	4,265	4,332	393.8
1994	Mike Maxwell, Nevada	Jr.	11	477	-39	3,537	3,498	318.0
1995	Mike Maxwell, Nevada	Sr.	9	443	12	3,611	3,623	402.6
1996	Josh Wallwork, Wyoming	Sr.	12	525	119	4,090	4,209	350.8
1997	Tim Rattay, Louisiana Tech	So.	11	541	87	3,881	3,968	360.7
1998	Tim Rattay, Louisiana Tech	Jr.	12	602	-103	4,943	4,840	403.3
1999	Tim Rattay, Louisiana Tech	Sr.	10	562	-112	3,922	3,810	381.0
2000	Drew Brees, Purdue	Sr.	11	564	546	3,393	3,939	358.1
2001	Rex Grossman, Florida	So.	11	429	8	3,896	3,904	354.9
2002	Byron Leftwich, Marshall	Sr.	12	528	-1	4,268	4,267	355.6
2003	B.J. Symons, Texas Tech	Sr.	13	798	143	*5,833	*5,976	459.7

*Record.

Rushing

CAREER YARDS PER GAME

(Minimum 2,500 yards; Player must have concluded his career)

Player, Team	Years	G	Plays	Yards	TD	Yd. PG
Ed Marinaro, Cornell	1969-71	27	918	4,715	50	*174.6
O.J. Simpson, Southern California	1967-68	19	621	3,124	33	164.4
Herschel Walker, Georgia	1980-82	33	994	5,259	49	159.4
LeShon Johnson, Northern Ill.	1992-93	22	592	3,314	18	150.6
Ron Dayne, Wisconsin	1996-99	43	1,115	*6,397	63	148.8
Marshall Faulk, San Diego St.	1991-93	31	766	4,589	57	148.0
George Jones, San Diego St.	1995-96	19	486	2,810	34	147.9
Tony Dorsett, Pittsburgh	1973-76	43	1,074	6,082	55	141.4
Troy Davis, Iowa St.	1994-96	31	782	4,382	36	141.4
Mike Rozier, Nebraska	1981-83	35	668	4,780	50	136.6
Ricky Williams, Texas	1995-98	46	1,011	6,279	72	136.5
Howard Stevens, Louisville	1971-72	20	509	2,723	25	136.2
Jerome Persell, Western Mich.	1976-78	31	842	4,190	39	135.2
Rudy Mobley, Hardin-Simmons	1942-46	19	414	2,543	32	133.8
Alex Smith, Indiana	1994-96	27	723	3,492	21	129.3
Vaughn Dunbar, Indiana	1990-91	22	565	2,842	24	129.2
Steve Owens, Oklahoma	1967-69	30	905	3,867	56	128.9
Byron Hanspard, Texas Tech	1994-96	33	760	4,219	29	127.8
Charles White, Southern California	1976-79	44	1,023	5,598	46	127.2
Travis Prentice, Miami (Ohio)	1996-99	44	1,138	5,596	*73	127.2
Emmitt Smith, Florida	1987-89	31	700	3,928	36	126.7
Johnny Bright, Drake	1949-51	25	513	3,134	39	125.4
Woody Green, Arizona St.	1971-73	30	601	3,754	33	125.1
Archie Griffin, Ohio St.	1972-75	42	845	5,177	25	123.3
Anthony Thompson, Indiana	1986-89	41	1,089	4,965	64	121.1
Mark Kellar, Northern Ill.	1971-73	31	743	3,745	32	120.8
Paul Gipson, Houston	1966-68	23	447	2,769	25	120.4
John Cappelletti, Penn St.	†1972-73	22	519	2,639	29	120.0
LaDainian Tomlinson, TCU	1997-00	44	907	5,263	54	119.6
Brian Pruitt, Central Mich.	1992-94	31	671	3,693	31	119.1
Ahman Green, Nebraska	1995-97	33	574	3,880	42	117.6
Steve Bartalo, Colorado St.	1983-86	41	*1,215	4,813	46	117.4
Louie Giammona, Utah St.	1973-75	30	756	3,499	21	116.6
Paul Palmer, Temple	1983-86	42	948	4,895	39	116.5

Player, Team	Years	G	Plays	Yards	TD	Yd. PG
Bill Marek, Wisconsin	1972-75	32	719	3,709	44	115.9
Toraino Singleton, UTEP	1994-95	23	560	2,635	19	114.6
Darren Lewis, Texas A&M	1987-90	44	909	5,012	44	113.9
Dick Jauron, Yale	1970-72	26	515	2,947	27	113.3
Bo Jackson, Auburn	1982-85	38	650	4,303	43	113.2
Rashaan Salaam, Colorado	1992-94	27	486	3,057	33	113.2
Joe Morris, Syracuse	1978-81	38	813	4,299	25	113.1
Darnell Autry, Northwestern	1994-96	32	738	3,617	30	113.0
Eugene "Mercury" Morris, West Tex. A&M	1966-68	30	541	3,388	34	112.9

*Record. †Defensive back in 1971.

SEASON YARDS PER GAME

Player, Team	Year	G	Plays	Yards	TD	Yd. PG
Barry Sanders, Oklahoma St.	†1988	11	344	*2,628	*37	*238.9
Marcus Allen, Southern California	†1981	11	*403	2,342	22	212.9
Ed Marinaro, Cornell	†1971	9	356	1,881	24	209.0
Troy Davis, Iowa St.	†1996	11	402	2,185	21	198.6
LaDainian Tomlinson, TCU	†2000	11	369	2,158	22	196.2
Ricky Williams, Texas	†1998	11	361	2,124	27	193.1
Byron Hanspard, Texas Tech	1996	11	339	2,084	13	189.5
Rashaan Salaam, Colorado	†1994	11	298	2,055	24	186.8
Troy Davis, Iowa St.	†1995	11	345	2,010	15	182.7
Charles White, Southern California	†1979	10	293	1,803	18	180.3
LeShon Johnson, Northern Ill.	†1993	11	327	1,976	12	179.6
Mike Rozier, Nebraska	†1983	12	275	2,148	29	179.0
Tony Dorsett, Pittsburgh	†1976	11	338	1,948	21	177.1
Ollie Matson, San Francisco	†1951	9	245	1,566	20	174.0
Damien Anderson, Northwestern	2000	11	293	1,914	22	174.0
Lorenzo White, Michigan St.	†1985	11	386	1,908	17	173.5
Wasean Tait, Toledo	1995	11	357	1,905	20	173.2
Ricky Williams, Texas	†1997	11	279	1,893	25	172.1
Herschel Walker, Georgia	1981	11	385	1,891	18	171.9
Brian Pruitt, Central Mich.	1994	11	292	1,890	20	171.8
O.J. Simpson, Southern California	†1968	10	355	1,709	22	170.9
Ernest Anderson, Oklahoma St.	†1982	11	353	1,877	8	170.6
Ricky Bell, Southern California	†1975	11	357	1,875	13	170.5

*Record. †National champion.

CAREER YARDS

Player, Team	Years	Plays	Yards	Avg.	Long
Ron Dayne, Wisconsin	1996-99	1,115	*6,397	5.74	80
Ricky Williams, Texas	1995-98	1,011	6,279	††6.21	87
Tony Dorsett, Pittsburgh	1973-76	1,074	6,082	5.66	73
Charles White, Southern California	1976-79	1,023	5,598	5.47	79
Travis Prentice, Miami (Ohio)	1996-99	1,138	5,596	4.92	55
LaDainian Tomlinson, TCU	1997-00	907	5,263	5.80	89
Herschel Walker, Georgia	1980-82	994	5,259	5.29	76
Archie Griffin, Ohio St.	1972-75	845	5,177	6.13	75
Darren Lewis, Texas A&M	1987-90	909	5,012	5.51	84
Anthony Thompson, Indiana	1986-89	1,089	4,965	4.56	52
George Rogers, South Carolina	1977-80	902	4,958	5.50	80
Trevor Cobb, Rice	1989-92	1,091	4,948	4.54	79
Michael Turner, Northern Ill.	2000-03	940	4,941	5.26	82
Paul Palmer, Temple	1983-86	948	4,895	5.16	78
Steve Bartalo, Colorado St.	1983-86	*1,215	4,813	3.96	39
Ken Simonton, Oregon St.	1998-01	1,005	4,802	4.78	64
Mike Rozier, Nebraska	1981-83	668	4,780	#7.16	93
Ed Marinaro, Cornell	1969-71	918	4,715	5.14	79
Dennis Manns, New Mexico St.	1995-98	889	4,692	5.28	73
Marcus Allen, Southern California	1978-81	893	4,682	5.24	45
Chester Taylor, Toledo	1998-01	803	4,659	5.80	73
Ted Brown, North Carolina St.	1975-78	860	4,602	5.35	95
Thurman Thomas, Oklahoma St.	1984-87	898	4,595	5.12	66
Marshall Faulk, San Diego St.	1991-93	766	4,589	5.99	71
Terry Miller, Oklahoma St.	1974-77	847	4,582	5.41	81
Kevin Faulk, LSU	1995-98	856	4,557	5.32	81
Darrell Thompson, Minnesota	1986-89	911	4,518	4.96	98
Lorenzo White, Michigan St.	1984-87	991	4,513	4.55	73
Damien Anderson, Northwestern	1998-01	953	4,485	4.71	73
Eric Dickerson, Southern Methodist	1979-82	790	4,450	5.63	80
Earl Campbell, Texas	1974-77	765	4,443	5.81	††83
Amos Lawrence, North Carolina	1977-80	881	4,391	4.98	62
Troy Davis, Iowa St.	1994-96	782	4,382	5.60	80
Deland McCullough, Miami (Ohio)	1992-95	949	4,368	4.60	51
Mewelde Moore, Tulane	2000-03	910	4,364	4.80	75
David Thompson, Oklahoma St.	1993-96	846	4,318	5.10	91
Autry Denson, Notre Dame	1995-98	854	4,318	5.06	74
Bo Jackson, Auburn	1982-85	650	4,303	6.62	80
Joe Morris, Syracuse	1978-81	813	4,299	5.29	75
Reggie Taylor, Cincinnati	1983-86	876	4,242	4.48	††68
Byron Hanspard, Texas Tech	1994-96	760	4,219	5.55	72
Robert Sanford, Western Mich.	1997-00	838	4,219	5.03	67
Mike Mayweather, Army	1987-90	832	4,212	5.06	52
Jerome Persell, Western Mich.	1976-78	842	4,190	4.98	86
Napoleon McCallum, Navy	\$1981-85	908	4,179	4.60	60
Tico Duckett, Michigan St.	1989-92	824	4,176	5.07	88
George Swann, Miami (Ohio)	1983-86	881	4,172	4.74	98
Errict Rhett, Florida	\$1989-93	873	4,163	4.77	49
Curtis Adams, Central Mich.	1981-84	761	4,162	5.47	87
Lamont Jordan, Maryland	1997-00	807	4,147	5.14	90
Allen Pinkett, Notre Dame	1982-85	889	4,131	4.65	76
Robert Holcombe, Illinois	1994-97	943	4,105	4.35	67
Anthony Thomas, Michigan	1997-00	846	4,098	4.84	80
Robert Lavette, Georgia Tech	1981-84	914	4,066	4.45	83
James Gray, Texas Tech	1986-89	742	4,066	5.48	72
Stump Mitchell, Citadel	1977-80	756	4,062	5.37	77
Dalton Hilliard, LSU	1982-85	882	4,050	4.59	66
Napoleon Kaufman, Washington	1991-94	710	4,041	5.69	91
Charles Alexander, LSU	1975-78	855	4,035	4.72	64
Darrin Nelson, Stanford	1977-78, 80-81	703	4,033	5.74	80

*Record. \$See page 10 for explanation. ††Did not score. †Record for minimum 781 carries. #Record for minimum 414 carries.

CAREER YARDS RECORD PROGRESSION
(Record Yards—Player, Team, Seasons Played)

1,961—Marshall Goldberg, Pittsburgh, 1936-38; **2,105**—Tom Harmon, Michigan, 1938-40; **2,271**—Frank Sinkwich, Georgia, 1940-42; **2,301**—Bill Daley, Minnesota, 1940-42, Michigan, 1943; **2,957**—Glenn Davis, Army, 1943-46; **3,095**—Eddie Price, Tulane, 1946-49; **3,238**—John Papit, Virginia, 1947-50; **3,381**—Art Luppino, Arizona, 1953-56; **3,388**—Eugene "Mercury" Morris, West Tex. A&M, 1966-68; **3,867**—Steve Owens, Oklahoma, 1967-69; **4,715**—Ed Marinaro, Cornell, 1969-71; **5,177**—Archie Griffin, Ohio St., 1972-75; **6,082**—Tony Dorsett, Pittsburgh, 1973-76; **6,279**—Ricky Williams, Texas, 1995-98; **6,397**—Ron Dayne, Wisconsin, 1996-99.

CAREER RUSHING TOUCHDOWNS

Player, Team	Years	G	TD
Travis Prentice, Miami (Ohio)	1996-99	44	*73
Ricky Williams, Texas	1995-98	46	72
Anthony Thompson, Indiana	1986-89	41	64
Ron Dayne, Wisconsin	1996-99	43	63
Eric Crouch, Nebraska (QB)	1998-01	43	59
Marshall Faulk, San Diego St.	1991-93	31	57

Player, Team

Player, Team	Years	G	TD
Ken Simonton, Oregon St.	1998-01	44	56
Steve Owens, Oklahoma	1967-69	30	56
Chester Taylor, Toledo	1998-01	42	55
Tony Dorsett, Pittsburgh	1973-76	43	55
LaDainian Tomlinson, TCU	1997-00	44	54
Dwone Hicks, Middle Tenn.	1999-02	44	53
Chris Lemon, Nevada	1996-99	44	52
Pete Johnson, Ohio St.	1973-76	41	51
Brock Forsey, Boise St.	1999-02	47	50
Mike Rozier, Nebraska	1982-83	35	50
Billy Sims, Oklahoma	1975, 77-79	42	50
Ed Marinaro, Cornell	1969-71	27	50
Anthony Thomas, Michigan	1997-00	44	49
Allen Pinkett, Notre Dame	1982-85	44	49
Herschel Walker, Georgia	1980-82	33	49
Ted Brown, North Carolina St.	1975-78	43	49
Skip Hicks, UCLA	\$1993-97	40	48
Brian Mitchell, La-Lafayette (QB)	1986-89	43	47
Barry Sanders, Oklahoma St.	1986-88	30	47
Eric Dickerson, Southern Methodist	1979-82	42	47
Kevin Faulk, LSU	1995-98	41	46
Steve Bartalo, Colorado St.	1983-86	41	46
Charles White, Southern California	1976-79	44	46
Bill Burnett, Arkansas	1968-70	28	46
Cedric Benson, Texas	2001-03	37	45
James Gray, Texas Tech	1986-89	44	45
Keith Byars, Ohio St.	1982-85	33	45
Robert Lavette, Georgia Tech	1981-84	43	45
Marcus Allen, Southern California	1978-81	44	45
Terry Miller, Oklahoma St.	1974-77	41	45

*Record. (Note: Howard Stevens of Louisville played two years at college division Randolph-Macon, 1968-69, with 33 touchdowns and two years at Louisville, 1971-72, with 25 touchdowns, scoring a total of 58 touchdowns in four years.) \$See page 10 for explanation.

SEASON YARDS

Player, Team	Year	G	Plays	Yards	Avg.
Barry Sanders, Oklahoma St.	†1988	11	344	*2,628	†7.64
Marcus Allen, Southern California	†1981	11	*403	2,342	5.81
Troy Davis, Iowa St.	†1996	11	402	2,185	5.44
LaDainian Tomlinson, TCU	†2000	11	369	2,158	5.85
Mike Rozier, Nebraska	†1983	12	275	2,148	#7.81
Ricky Williams, Texas	†1998	11	361	2,124	5.88
Larry Johnson, Penn St.	†2002	13	271	2,087	7.70
Byron Hanspard, Texas Tech	1996	11	339	2,084	6.15
Rashaan Salaam, Colorado	†1994	11	298	2,055	6.90
Troy Davis, Iowa St.	†1995	11	345	2,010	5.83
LeShon Johnson, Northern Ill.	†1993	11	327	1,976	6.04
Tony Dorsett, Pittsburgh	†1976	11	338	1,948	5.76
Michael Turner, Northern Ill.	2002	12	338	1,915	5.67
Damien Anderson, Northwestern	2000	11	293	1,914	6.53
Lorenzo White, Michigan St.	†1985	11	386	1,908	4.94
Wasean Tait, Toledo	1995	11	357	1,905	5.34
Ricky Williams, Texas	†1997	11	279	1,893	6.78
Herschel Walker, Georgia	1981	11	385	1,891	4.91
Brian Pruitt, Central Mich.	1994	11	292	1,890	6.47
Quentin Griffin, Oklahoma	2002	14	287	1,884	6.56
Ed Marinaro, Cornell	†1971	9	356	1,881	5.28
Ernest Anderson, Oklahoma St.	†1982	11	353	1,877	5.32
Ahman Green, Nebraska	1997	12	278	1,877	6.75
Ricky Bell, Southern California	†1975	11	357	1,875	5.25
Paul Palmer, Temple	†1986	11	346	1,866	5.39
Ron Dayne, Wisconsin	1996	12	295	1,863	6.32
LaDainian Tomlinson, TCU	†1999	11	268	1,850	6.90
George Jones, San Diego St.	1995	12	305	1,842	6.04
Chris Brown, Colorado	2002	12	303	1,841	6.08
Ron Dayne, Wisconsin	1999	11	303	1,834	6.05
Eddie George, Ohio St.	1995	12	303	1,826	6.03
Charles White, Southern California	†1979	10	293	1,803	6.15
Thomas Jones, Virginia	1999	11	334	1,798	5.38
Anthony Thompson, Indiana	†1989	11	358	1,793	5.01
Obie Graves, Cal St. Fullerton	1978	12	275	1,789	6.51
Travis Prentice, Miami (Ohio)	1998	11	365	1,787	4.90
Bo Jackson, Auburn	1985	11	278	1,786	6.42
George Rogers, South Carolina	†1980	11	297	1,781	6.00
Billy Sims, Oklahoma	†1978	11	231	1,762	7.63
Charles White, Southern California	1978	12	342	1,760	5.15
Robert Newhouse, Houston	1971	11	277	1,757	6.34
Willis McGahee, Miami (Fla.)	2002	13	282	1,753	6.22
Herschel Walker, Georgia	1982	11	335	1,752	5.23
Byron Morris, Texas Tech	1993	11	298	1,752	5.88

*Record. †National champion. ‡Record for minimum 282 carries. #Record for minimum 214 carries.

SINGLE-GAME YARDS

Yds.	Player, Team (Opponent)	Date
406	LaDainian Tomlinson, TCU (UTEP)	Nov. 20, 1999
396	Tony Sands, Kansas (Missouri)	Nov. 23, 1991
386	Marshall Faulk, San Diego St. (Pacific [Cal.])	Sept. 14, 1991
378	Troy Davis, Iowa St. (Missouri)	Sept. 28, 1996
377	Robbie Mixon, Central Mich. (Eastern Mich.)	Nov. 2, 2002
377	Anthony Thompson, Indiana (Wisconsin)	Nov. 11, 1989
376	Travis Prentice, Miami (Ohio) (Akron)	Nov. 6, 1999
373	Astron Whatley, Kent St. (Eastern Mich.)	Sept. 20, 1997
357	Mike Pringle, Cal St. Fullerton (New Mexico St.)	Nov. 4, 1989
357	Rueben Mayes, Washington St. (Oregon)	Oct. 27, 1984
356	Brian Pruitt, Central Mich. (Toledo)	Nov. 5, 1994
356	Eddie Lee Ivery, Georgia Tech (Air Force)	Nov. 11, 1978
351	Scott Harley, East Caro. (North Carolina St.)	Nov. 30, 1996
350	Ricky Williams, Texas (Iowa St.)	Oct. 3, 1998
350	Eric Allen, Michigan St. (Purdue)	Oct. 30, 1971
349	Paul Palmer, Temple (East Caro.)	Oct. 11, 1986
347	Ricky Bell, Southern California (Washington St.)	Oct. 9, 1976
347	Ron Johnson, Michigan (Wisconsin)	Nov. 16, 1968
343	Tony Jeffery, TCU (Tulane)	Sept. 13, 1986
342	Roosevelt Leaks, Texas (Southern Methodist)	Nov. 3, 1973
342	Charlie Davis, Colorado (Oklahoma St.)	Nov. 13, 1971
340	Eugene "Mercury" Morris, West Tex. A&M (Montana St.)	Oct. 5, 1968
339	Ron Dayne, Wisconsin (Hawaii)	Nov. 30, 1996
332	Barry Sanders, Oklahoma St. (Texas Tech)	Dec. 3, 1988
329	John Leach, Wake Forest (Maryland)	Nov. 20, 1993
328	Derrick Fenner, North Carolina (Virginia)	Nov. 15, 1986
327	Larry Johnson, Penn St. (Indiana)	Nov. 16, 2002
327	Chance Kretschmer, Nevada (UTEP)	Nov. 24, 2001
326	George Swann, Miami (Ohio) (Eastern Mich.)	Nov. 16, 1985
326	Fred Wendt, UTEP (New Mexico St.)	Nov. 25, 1948
325	Andre Davis, TCU (New Mexico)	Sept. 10, 1994
322	Emmett White, Utah St. (New Mexico St.)	Nov. 4, 2000
322	LeShon Johnson, Northern Ill. (Southern Ill.)	Oct. 2, 1993
322	Greg Allen, Florida St. (Western Caro.)	Oct. 31, 1981
321	David Thompson, Oklahoma St. (Baylor)	Nov. 23, 1996
321	Frank Mordica, Vanderbilt (Air Force)	Nov. 18, 1978
320	Barry Sanders, Oklahoma St. (Kansas St.)	Oct. 29, 1988
320	Devin West, Missouri (Kansas)	Sept. 12, 1998
319	Andre Herrera, Southern Ill. (Northern Ill.)	Oct. 23, 1976
319	Jim Pilot, New Mexico St. (Hardin-Simmons)	Nov. 25, 1961
318	Ricky Williams, Texas (Rice)	Sept. 26, 1998
317	Rashaan Salaam, Colorado (Texas)	Oct. 1, 1994
316	Emmitt Smith, Florida (New Mexico)	Oct. 21, 1989
316	Mike Adamle, Northwestern (Wisconsin)	Oct. 18, 1969
315	Robert Holcombe, Illinois (Minnesota)	Nov. 16, 1996
314	Eddie George, Ohio St. (Illinois)	Nov. 11, 1995
314	Tavian Banks, Iowa (Tulsa)	Sept. 13, 1997
313	Tim Biakabutuka, Michigan (Ohio St.)	Nov. 25, 1995
312	Mark Brus, Tulsa (New Mexico St.)	Oct. 27, 1990
312	Barry Sanders, Oklahoma St. (Kansas)	Nov. 12, 1988
311	Dwone Hicks, Middle Tenn. (Louisiana Tech)	Oct. 7, 2000
310	Tony Alford, Colorado St. (Utah)	Oct. 28, 1989
310	Mitchell True, Pacific [Cal.] (UC Davis)	Nov. 18, 1972
309	Chris Brown, Colorado (Kansas)	Oct. 12, 2002
308	Stacey Robinson (QB), Northern Ill. (Fresno St.)	Oct. 6, 1990
307	^P.J. Daniels, Georgia Tech (Tulsa)	Jan. 3, 2004
307	Curtis Kuykendall, Auburn (Miami [Fla.])	Nov. 24, 1944
306	Lamont Jordan, Maryland (Virginia)	Nov. 20, 1999
306	LeShon Johnson, Northern Ill. (Iowa)	Nov. 6, 1993
305	LaDainian Tomlinson, TCU (UTEP)	Nov. 18, 2000
304	Casey McBeth, Toledo (Akron)	Oct. 22, 1994
304	Barry Sanders, Oklahoma St. (Tulsa)	Oct. 1, 1988
304	Sam DeJarnette, Southern Miss. (Florida St.)	Sept. 25, 1982
304	Bill Marek, Wisconsin (Minnesota)	Nov. 23, 1974
303	Tony Dorsett, Pittsburgh (Notre Dame)	Nov. 15, 1975
302	Troy Davis, Iowa St. (UNLV)	Sept. 23, 1995
302	Jason Davis, Louisiana Tech (La-Lafayette)	Sept. 29, 1990
302	Kevin Lowe, Wyoming (South Dakota St.)	Nov. 10, 1984
301	Anthony Davis, Wisconsin (Minnesota)	Nov. 23, 2002
301	DeShaun Foster, UCLA (Washington)	Oct. 13, 2001
300	Joffrey Reynolds, Houston (East Caro.)	Nov. 9, 2002
300	LaDainian Tomlinson, TCU (San Jose St.)	Oct. 9, 1999
300	Marshall Faulk, San Diego St. (Hawaii)	Nov. 14, 1992

[^]Humanitarian Bowl, Boise, Idaho.

ANNUAL CHAMPIONS

Year	Player, Team	Class	Plays	Yards
1937	Byron "Whizzer" White, Colorado	Sr.	181	1,121
1938	Len Eshmont, Fordham	So.	132	831
1939	John Polanski, Wake Forest	So.	137	882
1940	Al Ghesquiere, Detroit	Sr.	146	957
1941	Frank Sinkwich, Georgia	Jr.	209	1,103
1942	Rudy Mobley, Hardin-Simmons	So.	187	1,281
1943	Creighton Miller, Notre Dame	Sr.	151	911
1944	Wayne "Red" Williams, Minnesota	Jr.	136	911

Year	Player, Team	Class	Plays	Yards
1945	Bob Fenimore, Oklahoma St.	Jr.	142	1,048
1946	Rudy Mobley, Hardin-Simmons	Sr.	227	1,262
1947	Wilton Davis, Hardin-Simmons	So.	193	1,173
1948	Fred Wendt, UTEP	Sr.	184	1,570
1949	John Dottle, Mississippi	Jr.	208	1,312
1950	Wilford White, Arizona St.	Sr.	199	1,502
1951	Ollie Matson, San Francisco	Sr.	245	1,566
1952	Howie Waugh, Tulsa	Sr.	164	1,372
1953	J.C. Caroline, Illinois	So.	194	1,256
1954	Art Luppino, Arizona	So.	179	1,359
1955	Art Luppino, Arizona	Jr.	209	1,313
1956	Jim Crawford, Wyoming	Sr.	200	1,104
1957	Leon Burton, Arizona St.	Sr.	117	1,126
1958	Dick Bass, Pacific [Cal.]	Jr.	205	1,361
1959	Pervis Atkins, New Mexico St.	Jr.	130	971
1960	Bob Gaiters, New Mexico St.	Sr.	197	1,338
1961	Jim Pilot, New Mexico St.	So.	191	1,278
1962	Jim Pilot, New Mexico St.	Jr.	208	1,247
1963	Dave Casinelli, Memphis	Sr.	219	1,016
1964	Brian Piccolo, Wake Forest	Sr.	252	1,044
1965	Mike Garrett, Southern California	Sr.	267	1,440
1966	Ray McDonald, Idaho	Sr.	259	1,329
1967	O.J. Simpson, Southern California	Jr.	266	1,415
1968	O.J. Simpson, Southern California	Sr.	355	1,709
1969	Steve Owens, Oklahoma	Sr.	358	1,523

Beginning in 1970, ranked on per-game (instead of total) yards

Year	Player, Team	Class	G	Plays	Yards	Avg.
1970	Ed Marinaro, Cornell	Jr.	9	285	1,425	158.3
1971	Ed Marinaro, Cornell	Sr.	9	356	1,881	209.0
1972	Pete VanValkenburg, Brigham Young	Sr.	10	232	1,386	138.6
1973	Mark Kellar, Northern Ill.	Sr.	11	291	1,719	156.3
1974	Louie Giammona, Utah St.	Jr.	10	329	1,534	153.4
1975	Ricky Bell, Southern California	Jr.	11	357	1,875	170.5
1976	Tony Dorsett, Pittsburgh	Sr.	11	338	1,948	177.1
1977	Earl Campbell, Texas	Sr.	11	267	1,744	158.5
1978	Billy Sims, Oklahoma	Jr.	11	231	1,762	160.2
1979	Charles White, Southern California	Sr.	10	293	1,803	180.3
1980	George Rogers, South Carolina	Sr.	11	297	1,781	161.9
1981	Marcus Allen, Southern California	Sr.	11	*403	2,342	212.9
1982	Ernest Anderson, Oklahoma St.	Jr.	11	353	1,877	170.6
1983	Mike Rozier, Nebraska	Sr.	12	275	2,148	179.0
1984	Keith Byars, Ohio St.	Jr.	11	313	1,655	150.5
1985	Lorenzo White, Michigan St.	So.	11	386	1,908	173.5
1986	Paul Palmer, Temple	Sr.	11	346	1,866	169.6
1987	Elbert "Clkey" Woods, UNLV	Sr.	11	259	1,658	150.7
1988	Barry Sanders, Oklahoma St.	Jr.	11	344	*2,628	*238.9
1989	Anthony Thompson, Indiana	Sr.	11	358	1,793	163.0
1990	Gerald Hudson, Oklahoma St.	Sr.	11	279	1,642	149.3
1991	Marshall Faulk, San Diego St.	Fr.	9	201	1,429	158.8
1992	Marshall Faulk, San Diego St.	So.	10	265	1,630	163.0
1993	LeShon Johnson, Northern Ill.	Sr.	11	327	1,976	179.6
1994	Rashaan Salaam, Colorado	Jr.	11	298	2,055	186.8
1995	Troy Davis, Iowa St.	So.	11	345	2,010	182.7
1996	Troy Davis, Iowa St.	Jr.	11	402	2,185	198.6
1997	Ricky Williams, Texas	Jr.	11	279	1,893	172.1
1998	Ricky Williams, Texas	Sr.	11	361	2,124	193.1
1999	LaDainian Tomlinson, TCU	Jr.	11	268	1,850	168.2
2000	LaDainian Tomlinson, TCU	Sr.	11	369	2,158	196.2
2001	Chance Kretschmer, Nevada	Fr.	11	302	1,732	157.5
2002	Larry Johnson, Penn St.	Sr.	13	271	2,087	160.5
2003	Patrick Cobbs, North Texas	Jr.	11	307	1,680	152.7

*Record.

FRESHMAN 1,000-YARD RUSHERS

Player, Team	Year	Yards
Ron "Po" James, New Mexico St.	1968	1,291
Tony Dorsett, Pittsburgh	1973	1,586
James McDougald, Wake Forest	1976	1,018
Mike Harkrader, Indiana	1976	1,003
Amos Lawrence, North Carolina	1977	1,211
Darrin Nelson, Stanford	1977	1,069
Mike Smith, Chattanooga	1977	1,062
Gwain Durden, Chattanooga	1977	1,049
Allen Ross, Northern Ill.	1977	1,043
Allen Harvin, Cincinnati	1978	1,238
Joe Morris, Syracuse	1978	1,001
Ron Lear, Marshall	1979	1,162
Herschel Walker, Georgia	1980	1,616
Kerwin Bell, Kansas	1980	1,114
Joe McIntosh, North Carolina St.	1981	1,190
Steve Bartalo, Colorado St.	1983	1,113
Spencer Tillman, Oklahoma	1983	1,047
D.J. Dozier, Penn St.	1983	1,002
Eddie Johnson, Utah	1984	1,021
Darrell Thompson, Minnesota	1986	1,240
Emmitt Smith, Florida	1987	1,341

Player, Team	Year	Yards
Reggie Cobb, Tennessee	1987	1,197
Bernie Parmalee, Ball St.	1987	1,064
Curvin Richards, Pittsburgh	1988	1,228
Chuck Webb, Tennessee	1989	1,236
Robert Smith, Ohio St.	1990	1,064
Marshall Faulk, San Diego St.	1991	1,429
Greg Hill, Texas A&M	1991	1,216
David Small, Cincinnati	1991	1,004
Winslow Oliver, New Mexico	1992	1,063
Deland McCullough, Miami (Ohio)	1992	1,026
Terrell Willis, Rutgers	1993	1,261
June Henley, Kansas	1993	1,127
Marquis Williams, Arkansas St.	1993	1,060
Leon Johnson, North Carolina	1993	1,012
Alex Smith, Indiana	1994	1,475
Astron Whatley, Kent St.	1994	1,003
Denvis Manns, New Mexico St.	1995	1,120
Silas Massey, Central Mich.	1995	1,089
Ahman Green, Nebraska	1995	1,086
Ron Dayne, Wisconsin	1996	*1,863
Demond Parker, Oklahoma	1996	1,184
Sedrick Irvin, Michigan St.	1996	1,036
Jamal Lewis, Tennessee	1997	1,364
Robert Sanford, Western Mich.	1997	1,033
Derrick Nix, Southern Miss.	1998	1,180
Ken Simonton, Oregon St.	1998	1,028
Avon Cobourne, West Virginia	1999	1,139
Chance Kretschmer, Nevada	2001	1,732
Anthony Davis, Wisconsin	2001	1,466
Cedric Benson, Texas	2001	1,053
Joshua Cribbs, Kent St. (QB)	2001	1,019
Terry Caulley, Connecticut	2002	1,247
Maurice Claret, Ohio St.	2002	1,237
DonTrell Moore, New Mexico	2002	1,134
Matt Milton, Nevada	2002	1,108
T.A. McLendon, North Carolina St.	2002	1,101
Brad Smith, Missouri (QB)	2002	1,029
Laurence Maroney, Minnesota	2003	1,121
Jerry Seymour, Central Mich.	2003	1,117
Robert Merrill, TCU	2003	1,107
Lynell Hamilton, San Diego St.	2003	1,087
Courtney Lewis, Texas A&M	2003	1,024
Justin Vincent, LSU	2003	1,001

*Record for freshman.

Quarterback Rushing

SEASON YARDS

Player, Team	Year	G	Plays	Yards	TD	Avg.
Beau Morgan, Air Force	1996	11	225	*1,494	18	6.64
Stacey Robinson, Northern Ill.	1989	11	223	1,443	19	6.47
Jammal Lord, Nebraska	2002	14	251	1,412	8	5.63
Brad Smith, Missouri	2003	13	212	1,406	18	6.63
Chris McCoy, Navy	1997	11	246	1,370	20	5.57
Dee Dowis, Air Force	1987	12	194	1,315	10	6.78
Brian Mitchell, La-Lafayette	1989	11	237	1,311	19	5.53
Fred Solomon, Tampa	1974	11	193	1,300	19	6.74
Dee Dowis, Air Force	1989	12	172	1,286	18	#7.48
Beau Morgan, Air Force	1995	12	229	1,285	19	5.61
Antwaan Randle El, Indiana	2000	11	218	1,270	13	5.83
Stacey Robinson, Northern Ill.	1990	11	193	1,238	19	6.41
Chance Harridge, Air Force	2002	13	252	1,229	*22	4.88
Chris McCoy, Navy	1996	11	268	1,228	16	4.58
Keith Boyea, Air Force	2001	12	230	1,216	18	5.29
Rob Perez, Air Force	1991	12	233	1,157	10	4.97

Player, Team	Year	G	Plays	Yards	TD	Avg.
Jack Mildren, Oklahoma	1971	11	193	1,140	17	5.91
Nolan Cromwell, Kansas	1975	11	218	1,124	9	5.16
Eric Crouch, Nebraska	2001	12	203	1,115	18	5.49
Craig Candeto, Navy	2003	13	271	1,112	16	4.10
Scott Frost, Nebraska	1997	12	176	1,095	19	6.22
Michael Carter, Hawaii	1991	12	221	1,092	16	4.94
Tory Crawford, Army	1986	11	244	1,075	15	4.41
Kareem Wilson, Ohio	1996	12	*275	1,072	14	3.90
Joshua Cribbs, Kent St.	2002	10	137	1,057	10	*7.72
Ell Roberson, Kansas St.	2002	12	202	1,032	16	5.11
Bart Weiss, Air Force	1985	12	180	1,032	12	5.73
Brad Smith, Missouri	2002	12	193	1,029	7	5.33
Joshua Cribbs, Kent St.	2001	11	164	1,019	5	6.21
Jimmy Sidle, Auburn	1963	10	185	1,006	10	5.44
Reggie Collier, Southern Miss.	1981	11	153	1,005	12	6.57
Woodrow Dantzler, Clemson	2001	11	206	1,004	10	4.87
Darian Hagan, Colorado	1989	11	186	1,004	17	5.40
Nate Sassaman, Army	1984	11	189	1,002	7	5.30

*Record. #Record for a minimum of 150 carries.

CAREER YARDS

Player, Team	Years	G	Plays	Yards	TD	Avg.
Antwaan Randle El, Indiana	1998-01	44	857	*3,895	44	88.5
Dee Dowis, Air Force	1986-89	47	543	3,612	41	76.9
Kareem Wilson, Ohio	1995-98	45	*885	3,597	49	79.9
Eric Crouch, Nebraska	1998-01	43	648	3,434	*59	79.9
Chris McCoy, Navy	1995-97	32	682	3,401	43	106.3
Beau Morgan, Air Force	1994-96	35	594	3,379	42	96.5
Brian Mitchell, La-Lafayette	1986-89	43	678	3,335	47	77.6
Fred Solomon, Tampa	1971-74	43	557	3,299	39	76.7
Ell Roberson, Kansas St.	2000-03	47	604	2,818	40	60.0
Joshua Cribbs, Kent St.	2001-03	33	462	2,777	29	84.2
Stacey Robinson, Northern Ill.	1988-90	25	429	2,727	38	*109.1
Jamelle Holieway, Oklahoma	1985-88	38	505	2,699	30	71.0
Woodrow Dantzler, Clemson	1998-01	36	549	2,615	27	72.6
Jammal Lord, Nebraska	2000-03	39	516	2,573	24	66.0
Bill Hurley, Syracuse	1975-79	46	685	2,551	19	55.5
Michael Carter, Hawaii	1990-93	46	574	2,534	39	55.1
Corby Jones, Missouri	1995-98	39	559	2,533	38	64.9
Josh Harris, Bowling Green	2000-03	47	599	2,459	43	52.3
Brad Smith, Missouri	2002-03	25	405	2,435	25	97.4
Chad Nelson, Rice	1994-97	40	466	2,415	24	60.4
Bill Deery, William & Mary	1972-74	33	443	2,401	19	72.8
Chance Harridge, Air Force	2001-03	37	462	2,324	35	62.8
Reggie Collier, Southern Miss.	1979-82	39	446	2,304	26	59.1
John Bond, Mississippi St.	1980-83	44	572	2,280	24	51.8
Bradlee Van Pelt, Colorado St.	2001-03	38	420	2,274	25	59.8
Tory Crawford, Army	1984-87	31	495	2,255	34	72.7
Tom Parr, Colgate	1971-73	30	435	2,221	31	74.0
Alton Grizzard, Navy	1987-90	38	599	2,174	15	57.2
Gary Wood, Cornell	1961-63	27	433	2,156	19	79.9
Roy DeWalt, Texas-Arlington	1975, 77-79	38	468	2,136	27	56.2
Steve Taylor, Nebraska	1985-88	37	431	2,125	32	57.4
Bucky Richardson, Texas A&M	1987-88, 90-91	41	370	2,095	30	51.1
Rocky Long, New Mexico	1969-71	31	469	2,071	21	66.8
Steve Davis, Oklahoma	1973-75	33	515	2,069	33	62.7
Rick Leach, Michigan	1975-78	43	440	2,053	34	47.7
Prince McJunkins, Wichita St.	1979-82	44	613	2,047	27	46.5
Rickey Foggie, Minnesota	1984-87	42	517	2,038	24	48.5
Major Harris, West Virginia	1987-89	33	386	2,030	18	51.5
Steve Gage, Tulsa	1983-84, 86	33	522	2,029	30	61.5
Kyle Herm, Rice	2000-03	41	440	2,028	18	49.5
Harry Gilmer, Alabama	1944-47	40	390	2,025	19	50.6
Chad Richardson, Rice	1996-99	41	493	2,024	20	49.4
Darian Hagan, Colorado	1988-91	41	489	2,007	27	49.0

*Record. †Active player.



Boise State Sports Information

Boise State quarterback Ryan Dinwiddie threw for more than 9,800 yards and amassed 9,924 yards in total offense during his career. His career passing efficiency rating of 168.9 ranks first among Division I-A quarterbacks with a minimum of 500 completions.

Passing

SAMPLE COMPILATION OF NCAA PASSING EFFICIENCY RATING

Player	G	Att.	Cmp.	Yds.	TD	Int.
Danny Wuerffel, Florida.....	.46	1,170	708	10,875	114	42
Completion Percentage:		60.51				
Yards Per Attempted Pass:		9.29				
Percent of Passes for TDs:		9.74				
Percent of Passes Intercepted:		3.59				
ADD the first three factors:						Rating Points
Completion Percentage:		60.51				60.51
Yards Per Attempted Pass:		9.295 times 8.4				78.08
Percent of Passes for TDs:		9.74 times 3.3				32.14
						<u>170.73</u>
SUBTRACT the last factor:						
Percent of Passes Intercepted:		3.59 times 2				<u>-7.18</u>
						Round off to: 163.6

DIVISION I-A PASSING EFFICIENCY RATING COMPARISON 1979-03

Passing statistics in Division I-A have increased dramatically since 1979, the first year that the NCAA official national statistics used the passing efficiency formula to rank passers in all divisions. Because passers have become more proficient every year, the average passing efficiency rating (based on final regular-season trends) also has risen at a similar rate. For historical purposes, the average passing efficiency rating for the division by year is presented below to show how any individual or team might rank in a particular season.

Year	Pass Effic. Rating	Year	Pass Effic. Rating
1979.....	104.49	1991.....	117.94
1980.....	106.63	1992.....	114.50
1981.....	107.00	1993.....	122.43
1982.....	110.77	1994.....	120.59
1983.....	113.56	1995.....	120.17
1984.....	113.02	1996.....	120.24
1985.....	114.58	1997.....	122.86
1986.....	115.00	1998.....	122.97
1987.....	112.67	1999.....	120.50
1988.....	114.32	2000.....	119.66
1989.....	118.35	2001.....	123.80
1990.....	117.39	2002.....	123.00
		2003.....	125.89

CAREER PASSING EFFICIENCY

(Minimum 500 Completions; Player must have concluded his career)

Player, Team	Years	Att.	Cmp.	Int.	Pct.	Yds.	TD	Pts.
Ryan Dinwiddie, Boise St.....	2000-03	992	622	21	.627	9,819	82	*168.9
Danny Wuerffel, Florida.....	1993-96	1,170	708	42	.605	10,875	114	163.6
Ty Detmer, Brigham Young.....	1988-91	1,530	958	65	.626	*15,031	*121	162.7
Steve Sarkisian, Brigham Young.....	1995-96	789	528	26	.669	7,464	53	162.0
Billy Blanton, San Diego St.....	1993-96	920	588	25	.639	8,165	67	157.1
Jim McMahon, Brigham Young.....	1977-78, 80-81	1,060	653	34	.616	9,536	84	156.9
Chad Pennington, Marshall.....	1997-99	1,265	807	30	.638	10,698	100	156.2
Donovan McNabb, Syracuse.....	1995-98	938	548	26	.584	8,389	77	155.1
Tim Rattay, Louisiana Tech.....	1997-99	1,552	1,015	35	.654	12,746	115	154.3
Daunte Culpepper, UCF.....	1996-98	1,097	721	32	.657	9,341	72	153.1
David Carr, Fresno St.....	1997-98, 00-01	877	551	21	.628	7,309	66	152.9
Ben Roethlisberger, Miami (Ohio).....	2001-03	1,304	854	34	.655	10,829	84	151.3
Chris Weinke, Florida St.....	1997-00	1,107	650	32	.587	9,839	79	151.1
Steve Young, Brigham Young.....	1981-83	908	592	33	.652	7,733	56	149.8
Robbie Bosco, Brigham Young.....	1983-85	997	638	36	.640	8,400	66	149.4
Mike Maxwell, Nevada.....	1993-95	881	560	33	.636	7,256	62	148.5
Joe Hamilton, Georgia Tech.....	1996-99	1,020	629	39	.617	8,882	65	148.2
Chuck Long, Iowa.....	\$1981-85	1,072	692	46	.646	9,210	64	147.8
John Walsh, Brigham Young.....	1991-94	973	587	35	.603	8,375	66	147.8
Ken Dorsey, Miami (Fla.).....	1999-02	1,153	668	28	.579	9,565	86	147.4
B.J. Symons, Texas Tech.....	2000-03	822	529	25	.644	6,378	59	147.1
Peyton Manning, Tennessee.....	1994-97	1,381	863	33	.625	11,201	89	147.1
Rex Grossman, Florida.....	2000-02	1,110	677	36	.610	9,164	77	146.8
Rob Johnson, Southern California.....	1991-94	963	623	24	.647	7,743	52	145.1
Philip Rivers, North Carolina St.....	2000-03	1,710	1,147	34	.671	13,484	95	144.2
Andre Ware, Houston.....	1987-89	1,074	660	28	.615	8,202	75	143.3
Steve Stenstrom, Stanford.....	1991-94	1,320	833	36	.631	10,531	72	142.7
Ryan Schneider, UCF.....	2000-03	1,354	840	51	.620	10,976	82	142.6
Marvin Graves, Syracuse.....	1990-93	943	563	45	.597	8,466	48	142.4
Tim Couch, Kentucky.....	1996-98	1,184	795	35	.671	8,435	74	141.7
Doug Gaynor, Long Beach St.....	1984-85	837	569	35	.680	6,793	35	141.6
Danny Kanell, Florida St.....	1992-95	851	529	26	.622	6,372	57	141.1
Kevin Feterik, Brigham Young.....	1996-99	1,004	609	27	.607	8,065	53	140.2
Dan McGwire, Iowa/San Diego St.....	1986-87, 89-90	973	575	30	.591	8,164	49	140.0
Bart Hendricks, Boise St.....	1997-00	1,142	650	34	.569	9,030	78	139.9

Player, Team	Years	Att.	Cmp.	Int.	Pct.	Yds.	TD	Pts.
Casey Clausen, Tennessee.....	2000-03	1,270	775	31	.610	9,707	75	139.8
Cade McNow, UCLA.....	1995-98	1,153	646	39	.560	10,008	61	139.6
Chris Vargas, Nevada.....	1992-93	806	502	34	.623	6,359	47	139.4
John Elway, Stanford.....	1979-82	1,246	774	39	.621	9,349	77	139.3
Mike McCoy, Long Beach St./Utah.....	1991, 92-94	1,069	650	26	.608	8,342	56	138.8
Wes Counts, Middle Tenn.	1998-01	1,079	706	24	.654	8,007	50	138.6
Matt Schaub, Virginia.....	2000-03	1,069	716	26	.670	7,502	56	138.4
Jeff Smoker, Michigan St.....	2001-03	921	560	31	.608	7,191	52	138.3
David Klingler, Houston.....	1988-91	1,268	732	38	.577	9,466	91	138.1
Scott Milanovich, Maryland.....	1992-95	982	650	35**	.662	7,301	49	138.0
Scott Mitchell, Utah.....	1987-89	1,165	669	38	.574	8,981	68	137.7
Eli Manning, Mississippi.....	2000-03	1,363	829	35	.608	10,119	81	137.6
Shane Matthews, Florida.....	1989-92	1,202	722	46	.601	9,287	74	137.6
Marc Wilson, Brigham Young.....	1977-79	937	535	46	.571	7,637	61	137.2
Eric Zeier, Georgia.....	1991-94	1,402	838	37	.598	11,153	67	137.1
Randall Cunningham, UNLV.....	1982-84	1,029	597	29	.580	8,020	59	136.8
Major Applewhite, Texas.....	1998-01	1,065	611	28	.574	8,353	60	136.6
Kerwin Bell, Florida.....	1984-87	953	549	35	.576	7,585	56	136.5
Josh Heupel, Oklahoma.....	1999-00	933	590	29	.632	6,852	50	136.4
Tom Hodson, LSU.....	1986-89	1,163	674	41	.580	9,115	69	136.3
Rodney Peete, Southern California.....	1985-88	972	571	32	.587	7,640	52	135.8
Ron Powlus, Notre Dame.....	1994-97	969	558	27	.576	7,602	52	135.6
John Welsh, Idaho.....	1998-01	968	584	38	.603	7,401	55	135.5
Billy Volek, Fresno St.....	1997-99	934	564	12	.604	6,385	57	135.4
Darrell Bevell, Wisconsin.....	1992-95	1,012	625	37	.618	7,429	58	135.0
Pat Barnes, California.....	1993-96	912	522	26	.572	7,047	51	134.9
Troy Kopp, Pacific (Cal.).....	1989-92	1,374	798	47	.581	10,258	87	134.9
David Neill, Nevada.....	1998-01	1,376	763	33	.555	10,903	73	134.7
Chris Redman, Louisville.....	1996-99	1,679	1,031	51	.614	12,541	84	134.6
Joe Adams, Tennessee St.....	1977-80	1,100	604	60	.549	8,649	81	134.4
Drew Brees, Purdue.....	1997-00	1,525	942	41	.618	10,909	81	134.0
Mike Gundy, Oklahoma St.....	1986-89	1,037	606	37	.584	8,072	54	133.9
Todd Santos, San Diego St.....	1984-87	1,484	910	57	.613	11,425	70	133.9
Tony Eason, Illinois.....	1981-82	856	526	29	.615	6,608	37	133.8
Jake Plummer, Arizona St.....	1993-96	1,107	613	34	.554	8,626	64	133.8
Tim Lester, Western Mich.....	1996-99	1,507	875	49	.581	11,299	87	133.6
Kliff Kingsbury, Texas Tech.....	1999-02	*1,883	*1,231	40	.654	12,429	95	133.2
Danny McCoin, Cincinnati.....	1984-87	899	544	26	.605	6,801	39	132.6
Rich Campbell, California.....	1977-80	891	574	42	.644	6,933	33	132.6
Jim Everett, Purdue.....	\$1981-85	923	550	30	.596	7,158	40	132.5
Matt Rodgers, Iowa.....	1988-91	844	516	30	.611	6,308	40	132.5
Doug Flutie, Boston College.....	1981-84	1,270	677	54	.533	10,579	67	132.2
David Garrard, East Caro.....	1998-01	1,169	666	39	.570	9,029	60	132.1
Gino Torretta, Miami (Fla.).....	1989-92	991	555	24	.560	7,690	47	132.0
Robert Hall, Texas Tech.....	1990-93	997	548	28	.550	7,908	48	131.9
Jack Trudeau, Illinois.....	1981, 83-85	1,151	736	38	.639	8,146	51	131.4
Carson Palmer, Southern California.....	\$1998-02	1,515	895	49	.591	11,388	71	131.2
Kevin Sweeney, Fresno St.....	\$1982-86	1,336	731	48	.547	10,623	66	130.6
Bill Musgrave, Oregon.....	1987-90	1,018	582	38	.572	7,631	55	130.6

(400-499 Completions)

Player, Team	Years	Att.	Cmp.	Int.	Pct.	Yds.	TD	Pts.
Vinny Testaverde, Miami (Fla.).....	1982, 84-86	674	413	25	.613	6,058	48	152.9
Josh Wallwork, Wyoming.....	1995-96	729	449	28	.616	6,453	54	152.7
Trent Dilfer, Fresno St.....	1991-93	774	461	21	.596	6,944	51	151.2
Troy Aikman, Oklahoma/UCLA.....	1984-85, 87-88	637	401	18	.630	5,436	40	149.7
Chuck Hartlieb, Iowa.....	1985-88	716	461	17	.643	6,269	34	148.9
Elvis Grbac, Michigan.....	1989-92	754	477	29	.633	5,859	64	148.9
Bobby Hoying, Ohio St.....	1992-95	782	463	33	.592	6,751	54	146.1
Gifford Nielsen, Brigham Young.....	1975-77	708	415	29	.586	5,833	55	145.3
Tom Ramsey, UCLA.....	1979-82	691	411	33	.595	5,844	48	143.9
Shawn Moore, Virginia.....	1987-90	762	421	32	.552	6,629	55	143.8
George Godsey, Georgia Tech.....	1998-01	765	484	18	.633	6,137	41	143.6
Moses Moreno, Colorado St.....	1994-97	787	457	28	.581	6,689	49	142.9
Jerry Rhome, Southern Methodist/Tulsa.....	1961, 63-64	713	448	23	.628	5,472	47	142.6
Thad Busby, Florida St.....	1994-97	715	420	27	.587	5,916	46	141.9
Charlie Ward, Florida St.....	1989, 91-93	759	474	21	.625	5,747	49	141.8
Ryan Leaf, Washington St.....	1995-97	845	456	23	.540	7,102	58	141.8
Keith Smith, Arizona.....	1996-99	726	434	27	.598	5,972	42	140.5
Bernie Kosar, Miami (Fla.).....	1983-84	743	463	29	.623	5,971	40	139.8
Asad Abdul-Khalqi, Minnesota.....	2000-03	845	480	25	.568	6,654	55	138.5
Rod Rutherford, Pittsburgh.....	2000-03	842	458	30	.544	6,724	60	137.9
Craig Erickson, Miami (Fla.).....	1987-90	752	420	22	.559	6,056	46	137.8
Mike Bobo, Georgia.....	1994-97	766	445	26	.581	6,334	38	137.1
Dave Yarema, Michigan St.....	\$1982-86	727	447	29	.615	5,569	41	136.5
Ryan Clement, Miami (Fla.).....	1994-97	720	427	27	.593	5,730	35	134.7
Joey Harrington, Oregon.....	1998-01	813	445	21	.547	6,057	52	133.3
Gary Huff, Florida St.....	1970-72	796	436	42	.548	6,378	52	133.1
Joe Hughes, Wyoming.....	1992-93	744	424	25	.570	5,841	38	133.1
Woodrow Dantzler, Clemson.....	1998-01	735	429	22	.584	5,634	36	132.9
Jeff Francis, Tennessee.....	1985-88	768	476	26	.620	5,867	31	132.7
Mike Perez, San Jose St.....	1986-87	792	471	30	.595	6,194	36	132.6
Cale Gundy, Oklahoma.....	1990-93	751	420	31	.559	6,142	36	132.2

(325-399 Completions)

Player, Team	Years	Att.	Cmp.	Int.	Pct.	Yds.	TD	Pts.
Joe Germaine, Ohio St.	1996-98	660	399	18	.605	5,844	52	155.4
Jim Harbaugh, Michigan	1983-86	582	368	19	.632	5,215	31	149.6
Danny White, Arizona St.	1971-73	649	345	36	.532	5,932	59	148.9
Koy Detmer, Colorado	1992, 94-96	594	350	25	.589	5,390	40	148.9
Tim Gutierrez, San Diego St.	1992-94	580	357	19	.616	4,740	36	144.1
Scott McBrien, Maryland	2002-03	598	335	16	.560	5,169	34	142.0
Jim Karsatos, Ohio St.	1983-86	573	330	19	.576	4,698	36	140.6
Jerry Tagge, Nebraska	1969-71	581	348	19	.599	4,704	33	140.1
Mike Fouts, Utah	1995-96	625	356	19	.570	5,107	39	140.1
Garrett Gabriel, Hawaii	1987-90	661	356	31	.539	5,631	47	139.5
Rick Mirer, Notre Dame	1989-92	698	377	23	.540	5,996	41	139.0
Gary Sheide, Brigham Young	1973-74	594	358	31	.603	4,524	45	138.8
Dan Speltz, Cal St. Fullerton	1988-89	583	350	19	.600	4,595	33	138.4
Mike Moschetti, Colorado	1998-99	607	366	19	.603	4,797	33	138.4
Don McPherson, Syracuse	‡1983-87	687	367	29	.534	5,812	46	138.1
Joe Youngblood, Central Mich.	1990-93	572	331	28	.579	4,718	35	137.6
Kerry Collins, Penn St.	1991-94	657	370	21	.563	5,304	39	137.3
Sam King, UNLV	1979-81	625	360	29	.576	5,393	30	136.6
J.J. Joe, Baylor	1990-93	665	347	28	.522	5,995	31	134.9
Jesse Freitas, Stanford/San Diego St.	1970, 72-73	547	338	33	.618	4,408	28	134.3
Jeff Blake, East Caro.	1988-91	667	360	20	.540	5,133	43	133.9

*Record. †See page 10 for explanation. **Record for minimum 875 attempts. ‡Record for minimum 1,000 attempts.

SEASON PASSING EFFICIENCY**(Minimum 15 Attempts Per Game)**

Player, Team	Year	G	Att.	Cmp.	Int.	Pct.	Yds.	TD	Pts.
Shaun King, Tulane	†1998	11	328	223	6	.680	3,232	36	*183.3
Michael Vick, Virginia Tech	†1999	10	152	90	5	.592	1,840	12	180.4
Danny Wuerffel, Florida	†1995	11	325	210	10	.646	3,266	35	178.4
Jim McMahon, Brigham Young	#†1980	12	445	284	18	.638	4,571	47	176.9
Ty Detmer, Brigham Young	†1989	12	412	265	15	.643	4,560	32	175.6
Joe Hamilton, Georgia Tech	1999	11	305	203	11	.666	3,060	29	175.0
Steve Sarkisian, Brigham Young	†1996	14	404	278	12	.688	4,027	33	173.6
Trent Dilfer, Fresno St.	†1993	11	333	217	4	.652	3,276	28	173.1
Kerry Collins, Penn St.	†1994	11	264	176	7	.667	2,679	21	172.9
Jerry Rhome, Tulsa	#†1964	10	326	224	4	.687	2,870	32	172.6
Chad Pennington, Marshall	1999	12	405	275	11	.679	3,799	37	171.4
Rex Grossman, Florida	†2001	11	395	259	12	.656	3,896	34	170.8
Bart Hendricks, Boise St.	†2000	11	347	210	8	.605	3,364	35	170.6
Danny Wuerffel, Florida	1996	12	360	207	13	.575	3,625	39	170.6
Philip Rivers, North Carolina St.	†2003	13	483	348	7	.721	4,491	34	170.5
Akili Smith, Oregon	1998	11	325	191	7	.588	3,307	30	170.4
Bobby Hoying, Ohio St.	1995	12	303	192	11	.634	3,023	28	170.4
Daunte Culpepper, UCF	1998	11	402	296	7	*.736	3,690	28	170.2
Billy Blanton, San Diego St.	1996	11	344	227	5	.660	3,221	29	169.6
Elvis Grbac, Michigan	†1991	11	228	152	5	.667	1,955	24	169.0
Cade McNown, UCLA	†1997	11	283	173	5	.611	2,877	22	168.6
Ty Detmer, Brigham Young	#1991	12	403	249	12	.618	4,031	35	168.5
Steve Young, Brigham Young	#†1983	11	429	306	10	.713	3,902	33	168.5
David Carr, Fresno St.	2001	13	476	308	7	.647	4,299	42	166.7
Wes Counts, Middle Tenn.	2001	11	259	188	4	.726	2,327	17	166.6
Ben Roethlisberger, Miami (Ohio)	2003	14	495	342	10	.691	4,486	37	165.8
Vinny Testaverde, Miami (Fla.)	†1986	10	276	175	9	.634	2,557	26	165.8
Brian Dowling, Yale	1968	9	160	92	10	.575	1,554	19	165.8
Tim Rattay, Louisiana Tech	1998	12	559	380	13	.680	4,943	46	164.8
Ryan Dinwiddie, Boise St.	2001	11	322	201	11	.624	3,043	29	164.7
Byron Leftwich, Marshall	2001	12	470	315	7	.670	4,132	38	164.6
Matt Leinart, Southern California	2003	13	402	255	9	.634	3,556	38	164.5
Dave Barr, California	1993	11	275	187	12	.680	2,619	21	164.5
Don McPherson, Syracuse	†1987	11	229	129	11	.563	2,341	22	164.3
Dave Wilson, Ball St.	1977	11	177	115	7	.650	1,589	17	164.2
Bob Berry, Oregon	1963	10	171	101	7	.591	1,675	16	164.0
Ryan Dinwiddie, Boise St.	2003	14	446	276	7	.619	4,356	31	163.7
Jim Harbaugh, Michigan	†1985	11	212	139	6	.656	1,913	18	163.7
Troy Aikman, UCLA	1987	11	243	159	6	.654	2,354	16	163.6
Chris Weinke, Florida St.	2000	12	431	266	11	.617	4,167	33	163.1
Turk Schonert, Stanford	†1979	11	221	148	6	.670	1,922	19	163.0
Jeff Smoker, Michigan St.	2001	10	230	144	7	.626	2,203	18	162.8
Asad Abdul-Khalig, Minnesota	2003	13	250	158	5	.632	2,401	17	162.3
Donovan McNabb, Syracuse	1995	11	207	128	6	.618	1,991	16	162.3
Brian Broomell, Temple	1979	11	214	120	11	.561	2,103	22	162.3
Dennis Shaw, San Diego St.	†1969	10	335	199	26	.594	3,185	39	162.2
Timm Rosenbach, Washington St.	†1988	11	302	199	10	.659	2,791	23	162.0
Rex Grossman, Florida	2000	11	212	131	7	.618	1,866	21	161.8
Davey O'Brien, TCU	‡#†1938	10	167	93	4	.557	1,457	19	161.7
Bruce Gradkowski, Toledo	2003	12	389	277	7	.712	3,210	29	161.5
Chuck Hartlieb, Iowa	1987	12	299	196	8	.656	2,855	19	161.4
Ryan Leaf, Washington St.	1997	11	375	210	10	.560	3,637	33	161.2
Darrell Bevell, Wisconsin	1993	11	256	177	10	.691	2,294	19	161.1
David Brown, Duke	1989	9	163	104	6	.638	1,479	14	161.0
Shawn Moore, Virginia	†1990	10	241	144	8	.598	2,262	21	160.7
Joe Germaine, Ohio St.	1997	12	184	119	7	.647	1,674	15	160.4

Player, Team	Year	G	Att.	Cmp.	Int.	Pct.	Yds.	TD	Pts.
Chuck Long, Iowa	1983	10	236	144	8	.610	2,434	14	160.4
Mike Maxwell, Nevada	#1995	9	409	277	17	.677	3,611	33	160.2
Jeff Garcia, San Jose St.	1991	9	160	99	5	.619	1,519	12	160.1

*Record. †National pass-efficiency champion. #National total-offense champion. ‡Available records before 1946 do not include TD passes except for O'Brien and relatively few other passers; thus, passing efficiency points cannot be compiled for those players without TD passes.

ANNUAL PASSING EFFICIENCY LEADERS

(% Minimum 11 Attempts Per Game)

1946—Bill Mackrides, Nevada, 176.9; **1947**—Bobby Layne, Texas, 138.9; **1948**—Stan Heath, Nevada, 157.2 (#); **1949**—Bob Williams, Notre Dame, 159.1; **1950**—Claude Arnold, Oklahoma, 157.3; **1951**—Dick Kazmaier, Princeton, 155.3 (#); **1952**—Ron Morris, Tulsa, 177.4; **1953**—Bob Garrett, Stanford, 142.2; **1954**—Pete Vann, Army, 166.5; **1955**—George Welsh, Navy, 146.1 (#); **1956**—Tom Flores, Pacific (Cal.), 147.5; **1957**—Lee Grosscup, Utah, 175.5; **1958**—John Hangartner, Arizona St., 150.1; **1959**—Charley Johnson, New Mexico St., 135.7; **1960**—Eddie Wilson, Arizona, 140.8; **1961**—Ron DiGravio, Purdue, 140.1; **1962**—John Jacobs, Arizona St., 153.9; **1963**—Bob Berry, Oregon, 164.0; **1964**—Jerry Rhome, Tulsa, 172.6 (#).

(Minimum 15 Attempts Per Game)

1946—Ben Raimondi, Indiana, 117.0; **1947**—Charley Conerly, Mississippi, 125.8; **1948**—Stan Heath, Nevada, 157.2 (#); **1949**—Dick Doheny, Fordham, 153.3; **1950**—Dick Doheny, Fordham, 149.5; **1951**—Babe Parilli, Kentucky, 130.8; **1952**—Gene Rossi, Cincinnati, 149.7; **1953**—Bob Garrett, Stanford, 142.2; **1954**—Len Dawson, Purdue, 145.8; **1955**—George Welsh, Navy, 146.1 (#); **1956**—Bob Reinhart, San Jose St., 121.3; **1957**—Bob Newman, Washington St., 126.5 (#); **1958**—Randy Duncan, Iowa, 135.1; **1959**—Charley Johnson, New Mexico St., 135.7; **1960**—Charley Johnson, New Mexico St., 134.1; **1961**—Eddie Wilson, Arizona, 134.2; **1962**—Terry Baker, Oregon St., 146.5 (#); **1963**—Bob Berry, Oregon, 164.0; **1964**—Jerry Rhome, Tulsa, 172.6 (#).

(Minimum 15 Attempts Per Game)

Year	Player, Team	G	Att.	Cmp.	Int.	Pct.	Yds.	TD	Pts.
1965	Steve Sloan, Alabama	10	160	97	3	.606	1,453	10	153.8
1966	Dewey Warren, Tennessee	10	229	136	7	.594	1,716	18	142.2
1967	Bill Andrejko, Villanova	10	187	114	6	.610	1,405	13	140.6
1968	Brian Dowling, Yale	9	160	92	10	.575	1,554	19	165.8
1969	#Dennis Shaw, San Diego St.	10	335	199	26	.594	3,185	39	162.2
1970	Jerry Tagge, Nebraska	11	165	104	7	.630	1,383	12	149.0
1971	Jerry Tagge, Nebraska	12	239	143	4	.598	2,019	17	150.9
1972	John Huhagel, Penn St.	11	216	115	8	.532	2,039	15	148.0
1973	Danny White, Arizona St.	11	265	146	12	.551	2,609	23	157.4
1974	#Steve Joachim, Temple	10	221	128	13	.579	1,950	20	150.1
1975	James Kubacki, Harvard	8	137	77	9	.562	1,273	11	147.6
1976	Steve Haynes, Louisiana Tech	10	216	120	11	.556	1,981	16	146.9
1977	Dave Wilson, Ball St.	11	177	115	7	.650	1,589	17	164.2
1978	Paul McDonald, Southern California	11	194	111	7	.572	1,667	18	152.8

(See page 43 for annual leaders beginning in 1979)

#National total-offense champion. % In many seasons during 1946-64, only a few passers threw as many as 15 passes per game; thus, a lower minimum was used.

CAREER YARDS

Player, Team	Years	Att.	Cmp.	Int.	Pct.	Yds.	TD	Long
Ty Detmer, Brigham Young	1988-91	1,530	958	65	.626	*15,031	*121	76
Philip Rivers, North Carolina St.	2000-03	1,710	1,147	34	††.671	13,484	95	88
‡Timmy Chang, Hawaii	2000-03	1,834	1,030	67	.562	12,814	79	88
Tim Rattay, Louisiana Tech	1997-99	1,552	1,015	35	.654	12,746	115	94
Luke McCown, Louisiana Tech	2000-03	1,775	1,063	62	.599	12,666	87	80
Chris Redman, Louisville	1996-99	1,679	1,031	51	.614	12,541	84	86
Kliff Kingsbury, Texas Tech	1999-02	*1,883	*1,231	40	.654	12,429	95	75
Todd Santos, San Diego St.	1984-87	1,484	910	57	.613	11,425	70	84
Carson Palmer, Southern California	\$1998-02	1,515	895	49	.591	11,388	71	93
Tim Lester, Western Mich.	1996-99	1,507	875	49	.581	11,299	87	82
Peyton Manning, Tennessee	1994-97	1,381	863	33	.625	11,201	89	80
Eric Zeier, Georgia	1991-94	1,402	838	37	.598	11,153	67	80
Ryan Schneider, UCF	2000-03	1,354	840	51	.620	10,976	82	83
Alex Van Pelt, Pittsburgh	1989-92	1,463	845	59	.578	10,913	64	91
Drew Brees, Purdue	1997-00	1,525	942	41	.618	10,909	81	99
David Neill, Nevada	1998-01	1,376	763	33	.555	10,903	73	91
Danny Wuerffel, Florida	1993-96	1,170	708	42	.605	10,875	114	85
Ben Roethlisberger, Miami (Ohio)	2001-03	1,304	854	34	.655	10,829	84	81
Chad Pennington, Marshall	1997-99	1,265	807	30	.638	10,698	100	92
Kevin Sweeney, Fresno St.	\$1982-86	1,336	731	48	.547	10,623	66	95
Doug Flutie, Boston College	1981-84	1,270	677	54	.533	10,579	67	80
Steve Stenstrom, Stanford	1991-94	1,320	833	36	.631	10,531	72	92
Jared Lorenzen, Kentucky	2000-03	1,514	862	41	.569	10,354	78	89
Brian McClure, Bowling Green	1982-85	1,427	900	58	.631	10,280	63	90
Troy Kopp, Pacific (Cal.)	1989-92	1,374	798	47	.581	10,258	87	80
Eli Manning, Mississippi	2000-03	1,363	829	35	.608	10,119	81	79
Glenn Foley, Boston College	1990-93	1,275	703	60	.551	10,042	72	78
Cade McNown, UCLA	1995-98	1,153	646	39	.560	10,008	61	88
Cody Pickett, Washington	2000-03	1,368	792	41	.579	9,916	53	82
Chris Weinke, Florida St.	1997-00	1,107	650	32	.587	9,839	79	98
Ryan Dinwiddie, Boise St.	2000-03	992	622	21	.627	9,819	82	89
Casey Clausen, Tennessee	2000-03	1,270	775	31	.610	9,707	75	90
Casey Bramlet, Wyoming	2000-03	1,378	767	48	.557	9,684	56	80
Ben Bennett, Duke	1980-83	1,375	820	57	.596	9,614	55	88
Ken Dorsey, Miami (Fla.)	1999-02	1,153	668	28	.579	9,565	86	80
Jim McMahon, Brigham Young	1977-78, 80-81	1,060	653	34	.616	9,536	84	80

Player, Team	Years	Att.	Cmp.	Int.	Pct.	Yds.	TD	Long
Todd Ellis, South Carolina	1986-89	1,266	704	66	.556	9,519	49	97
David Klingler, Houston	1988-91	1,268	732	38	.577	9,466	91	95
Stoney Case, New Mexico	1991-94	1,237	677	39	.547	9,460	67	79
Erik Wilhelm, Oregon St.	1985-88	1,480	870	61	.588	9,393	52	174
Jeremy Leach, New Mexico	1988-91	1,432	735	62	.513	9,382	50	82
John Elway, Stanford	1979-82	1,246	774	39	.621	9,349	77	70
Daunte Culpepper, UCF	1996-98	1,097	721	32	.657	9,341	72	71
T.J. Rubley, Tulsa	1987-89, 91	1,336	682	54	.510	9,324	73	75
Shane Matthews, Florida	1989-92	1,202	722	46	.601	9,287	74	70
Jake Delhomme, La.-Lafayette	1993-96	1,246	655	57	.526	9,216	64	79
Chuck Long, Iowa	1981-85	1,072	692	46	.646	9,210	64	89
Mark Herrmann, Purdue	1977-80	1,218	717	*73	.589	9,188	62	75
Jose Fuentes, Utah St.	1999-02	1,270	704	43	.554	9,164	60	80
Rex Grossman, Florida	2000-02	1,110	677	36	.609	9,164	77	80
Tom Hodson, LSU	1986-89	1,163	674	41	.580	9,115	69	80
Jonathan Smith, Oregon St.	1998-01	1,197	603	29	.504	9,079	52	97
Jason Martin, Louisiana Tech	1993-96	1,320	705	55	.534	9,066	64	80
Bart Hendricks, Boise St.	1997-00	1,142	650	34	.569	9,030	78	87
David Garrard, East Caro.	1998-01	1,169	666	39	.570	9,029	60	69
†David Greene, Georgia	2001-03	1,141	674	28	.591	9,020	52	88
Spence Fischer, Duke	1992-95	1,369	786	46	.574	9,021	48	80
John Navarre, Michigan	2000-03	1,327	744	30	.561	9,014	70	77
Scott Mitchell, Utah	1987-89	1,165	669	38	.574	8,981	68	72
Joe Hamilton, Georgia Tech	1996-99	1,020	629	39	.617	8,882	65	80
†Gino Guidugli, Cincinnati	2001-03	1,214	670	40	.552	8,820	52	75
Brad Tayles, Western Mich.	1989-92	1,370	663	67	.484	8,717	49	84
Joe Adams, Tennessee St.	1977-80	1,100	604	60	.549	8,649	81	71
Jake Plummer, Arizona St.	1993-96	1,107	613	34	.554	8,626	64	83
Steve Taneyhill, South Carolina	1992-95	1,209	727	37	.601	8,555	61	93
Marvin Graves, Syracuse	1990-93	943	563	45	.597	8,466	48	84
Shawn Jones, Georgia Tech	1989-92	1,217	652	50	.536	8,441	51	82
Tim Couch, Kentucky	1996-98	1,184	795	35	.671	8,435	74	97
†Charlie Frye, Akron	2001-03	1,090	613	24	.636	8,426	46	78
Shaun King, Tulane	1995-98	1,163	646	34	.555	8,419	70	79
Robbie Bosco, Brigham Young	1983-85	997	638	36	.640	8,400	66	189
Donovan McNabb, Syracuse	1995-98	938	548	26	.584	8,389	77	96
John Walsh, Brigham Young	1991-94	973	587	35	.603	8,375	66	93
Major Applewhite, Texas	1998-01	1,065	611	28	.574	8,353	60	96
Mike McCoy, Long Beach St./Utah	1991, 92-94	1,069	650	26	.608	8,342	56	87
Kurt Kittner, Illinois	1998-01	1,204	660	32	.548	8,206	64	67
Andre Ware, Houston	1987-89	1,074	660	28	.615	8,202	75	87
Billy Blanton, San Diego St.	1993-96	920	588	25	.639	8,165	67	85
Dan McGwire, Iowa/San Diego St.	1986-87, 89-90	973	575	30	.591	8,164	49	71
†Jack Trudeau, Illinois	1981, 83-85	1,151	736	38	.639	8,146	51	83
Troy Taylor, California	1986-89	1,162	683	46	.588	8,126	51	79
Mike Gundy, Oklahoma St.	1986-89	1,037	606	37	.584	8,072	54	184
Kevin Feterik, Brigham Young	1996-99	1,004	609	27	.607	8,065	53	83
Jeff Graham, Long Beach St.	1985-88	1,175	664	42	.565	8,063	42	85
Randall Cunningham, UNLV	1982-84	1,029	597	29	.580	8,020	59	69
Brian Kuklick, Wake Forest	1994-98	1,230	665	49	.541	8,017	44	76
Stan White, Auburn	1990-93	1,231	659	52	.535	8,016	40	78
Wes Counts, Middle Tenn.	1998-01	1,079	706	24	.654	8,007	50	79
Steve Slayden, Duke	1984-87	1,204	699	53	.581	8,004	48	73

*Record. †See page 10 for explanation. ‡Did not score. ††Record for minimum 1,000 attempts. †Active player.

CAREER YARDS RECORD PROGRESSION
(Record Yards—Player, Team, Seasons Played)

3,075—Billy Patterson, Baylor, 1936-38; **3,777**—Bud Schwenk, Washington (Mo.), 1939-41; **4,004**—Johnny Rauch, Georgia, 1945-48; **4,736**—John Ford, Hardin-Simmons, 1947-50; **4,863**—Zeke Bratkowski, Georgia, 1951-53; **5,472**—Jerry Rhome, Southern Methodist, 1961, Tulsa, 1963-64; **6,495**—Billy Stevens, UTEP, 1965-67; **7,076**—Steve Ramsey, North Texas, 1967-69; **7,544**—Jim Plunkett, Stanford, 1968-70; **7,549**—John Reaves, Florida, 1969-71; **7,818**—Jack Thompson, Washington St., 1975-78; **9,188**—Mark Herrmann, Purdue, 1977-80; **9,536**—Jim McMahon, Brigham Young, 1977-78, 1980-81; **9,614**—Ben Bennett, Duke, 1980-83; **10,579**—Doug Flutie, Boston College, 1981-84; **10,623**—Kevin Sweeney, Fresno St., 1982-86; **11,425**—Todd Santos, San Diego St., 1984-87; **15,031**—Ty Detmer, Brigham Young, 1988-91.

†See page 10 for explanation.

CAREER YARDS PER GAME

(Minimum 5,000 yards; Player must have concluded his career)

Player, Team	Years	G	Att.	Cmp.	Int.	Pct.	Yds.	TD	Yd.PG
Tim Rattay, Louisiana Tech	1997-99	33	1,552	1,015	35	.654	12,746	115	*386.2
Ty Detmer, Brigham Young	1988-91	46	1,530	958	65	.626	*15,031	*121	326.8
Chris Vargas, Nevada	1992-93	20	806	502	34	.623	6,359	47	318.0
Mike Perez, San Jose St.	1986-87	20	792	471	30	.595	6,194	36	309.7
Doug Gaynor, Long Beach St.	1984-85	22	837	569	35	.680	6,793	35	308.8
Tony Eason, Illinois	1981-82	22	856	526	29	.614	6,608	37	300.4
Steve Sarkisian, Brigham Young	1995-96	25	789	528	26	.669	7,464	53	298.6
Chris Redman, Louisville	1996-99	42	1,679	1,031	51	.614	12,541	84	298.6
Josh Heupel, Oklahoma	1999-00	23	933	590	29	.632	6,852	50	297.9
Chad Pennington, Marshall	1997-99	36	1,265	807	30	.638	10,698	100	297.2
David Klingler, Houston	1988-91	32	1,268	732	38	.577	9,466	91	295.8
Luke McCown, Louisiana Tech	2000-03	43	1,775	1,063	62	.599	12,666	87	294.6
Josh Wallwork, Wyoming	1995-96	22	729	449	28	.616	6,453	54	293.3
Tim Couch, Kentucky	1996-98	29	1,184	795	35	.671	8,435	74	293.0
Kliff Kingsbury, Texas Tech	1999-02	43	*1,883	*1,231	40	.654	12,429	95	289.0
Ben Roethlisberger, Miami (Ohio)	2001-03	38	1,304	854	34	.655	10,829	84	285.0
Daunte Culpepper, UCF	1996-98	33	1,097	721	32	.657	9,341	72	283.1

Player, Team	Years	G	Att.	Cmp.	Int.	Pct.	Yds.	TD	Yd.PG
Ryan Schneider, UCF	2000-03	39	1,354	840	51	.620	10,976	82	281.4
Brent Snyder, Utah St.	1987-88	22	875	472	36	.539	6,105	39	277.5
Philip Rivers, North Carolina St.	2000-03	49	1,710	1,147	34	.671	13,484	95	275.2
Chris Weinke, Florida St.	1997-00	36	1,107	650	32	.587	9,839	79	273.3
Drew Brees, Purdue	1997-00	40	1,525	942	41	.618	10,909	81	272.7
David Neill, Nevada	1998-01	40	1,376	763	33	.555	10,903	73	272.6
Mike Maxwell, Nevada	1993-95	27	881	560	33	.636	7,256	62	268.7
Cody Pickett, Washington	2000-03	37	1,369	792	41	.579	9,916	53	268.0
Shane Matthews, Florida	1989-92	35	1,202	722	46	.601	9,287	74	265.3
Rex Grossman, Florida	2000-02	35	1,110	677	36	.609	9,164	77	261.8
Larry Egger, Utah	1985-86	22	799	470	31	.588	5,749	39	261.3

*Record.

CAREER TOUCHDOWN PASSES

Player, Team	Years	G	TD Passes
Ty Detmer, Brigham Young	1988-91	46	*121
Tim Rattay, Louisiana Tech	1997-99	33	115
Danny Wuerffel, Florida	1993-96	46	114
Chad Pennington, Marshall	1997-99	36	100
Philip Rivers, North Carolina St.	2000-03	49	95
Kliff Kingsbury, Texas Tech	1999-02	43	95
David Klingler, Houston	1988-91	32	91
Peyton Manning, Tennessee	1994-97	44	89
Luke McCown, Louisiana Tech	2000-03	43	87
Tim Lester, Western Mich.	1996-99	44	87
Troy Kopp, Pacific (Cal.)	1989-92	40	87
Ken Dorsey, Miami (Fla.)	1999-02	41	86
Ben Roethlisberger, Miami (Ohio)	2001-03	38	84
Chris Redman, Louisville	1996-99	42	84
Jim McMahon, Brigham Young	1977-78, 80-81	44	84
Ryan Schneider, UCF	2000-03	39	82
Ryan Dinwiddie, Boise St.	2000-03	45	82
Eli Manning, Mississippi	2000-03	43	81
Drew Brees, Purdue	1997-00	40	81
Joe Adams, Tennessee St.	1977-80	41	81
†Timmy Chang, Hawaii	2000-03	40	79
Chris Weinke, Florida St.	1997-00	36	79
Jared Lorenzen, Kentucky	2000-03	43	78
Bart Hendricks, Boise St.	1997-00	41	78
Rex Grossman, Florida	2000-02	35	77
Donovan McNabb, Syracuse	1995-98	45	77
John Elway, Stanford	1979-82	43	77
Casey Clausen, Tennessee	2000-03	45	75
Andre Ware, Houston	1987-89	29	75
Tim Couch, Kentucky	1996-98	29	74
Shane Matthews, Florida	1989-92	35	74
Dan Marino, Pittsburgh	1979-82	40	74
David Neill, Nevada	1998-01	40	73
T. J. Rubley, Tulsa	1987-89, 91	47	73
Daunte Culpepper, UCF	1996-98	33	72
Steve Stenstrom, Stanford	1991-94	41	72
Glenn Foley, Boston College	1990-93	44	72
Carson Palmer, Southern California	\$1998-02	50	71
John Navarre, Michigan	2000-03	48	70
Shaun King, Tulane	1995-98	41	70
Todd Santos, San Diego St.	1984-87	46	70
Tom Hodson, LSU	1986-89	44	69
Steve Ramsey, North Texas	1967-69	29	69
Scott Mitchell, Utah	1987-89	33	68
Billy Blanton, San Diego St.	1993-96	38	67
Stoney Case, New Mexico	1991-94	42	67
Eric Zeier, Georgia	1991-94	44	67
Doug Flutie, Boston College	1981-84	42	67
David Carr, Fresno St.	1997-98, 00-01	36	66
John Walsh, Brigham Young	1991-94	35	66
Kevin Sweeney, Fresno St.	1983-86	47	66
Robbie Bosco, Brigham Young	1983-85	35	66
Joe Hamilton, Georgia Tech	1996-99	43	65

*Record. \$See page 10 for explanation. †Active player.

SEASON YARDS

Player, Team	Year	G	Att.	Cmp.	Int.	Pct.	Yards	TD	Yds. Per Att.
B.J. Symons, Texas Tech	2003	13	*719	470	22	.654	*5,833	52	8.11
Ty Detmer, Brigham Young	1990	12	562	361	28	.642	5,188	41	9.23
David Klingler, Houston	1990	11	643	374	20	.582	5,140	*54	7.99
Kliff Kingsbury, Texas Tech	2002	14	712	*479	13	.673	5,017	45	7.05
Tim Rattay, Louisiana Tech	1998	12	559	380	13	.680	4,943	46	8.84
Andre Ware, Houston	1989	11	578	365	15	.631	4,699	46	8.13
Jim McMahon, Brigham Young	†1980	12	445	284	18	.638	4,571	47	10.27
Ty Detmer, Brigham Young	†1989	12	412	265	15	.643	4,560	32	11.07
Philip Rivers, North Carolina St.	†2003	13	483	348	7	.721	4,491	34	9.30
Ben Roethlisberger, Miami (Ohio)	2003	14	495	342	10	.691	4,486	37	9.06
Timmy Chang, Hawaii	2002	14	624	349	22	.559	4,474	25	7.17
Cody Pickett, Washington	2002	13	612	365	14	.596	4,458	28	7.28
Ryan Dinwiddie, Boise St.	2003	14	446	276	7	.619	4,356	31	9.77
Scott Mitchell, Utah	1988	11	533	323	15	.606	4,322	29	8.11




Photo by Kevin Cox

North Carolina State's Philip Rivers tallied his 51st start in 2003 to become the Division I-A leader in most career starts for a quarterback. He also finished his outstanding career tied for fifth in touchdown passes with 95.

Player, Team	Year	G	Att.	Cmp.	Int.	Pct.	Yards	TD	Yds. Per	
									Att.	Yds.
David Carr, Fresno St.	2001	13	476	308	7	.647	4,299	42	9.03	
Tim Couch, Kentucky	1998	11	553	400	15	.723	4,275	36	7.73	
Robbie Bosco, Brigham Young	1985	13	511	338	24	.661	4,273	30	8.36	
Byron Leftwich, Marshall	2002	12	491	331	10	.674	4,268	30	8.69	
Chris Vargas, Nevada	1993	11	490	331	18	.676	4,265	34	8.70	
Timmy Chang, Hawaii	2003	13	601	353	20	.587	4,199	29	6.99	
Chris Weinke, Florida St.	2000	12	431	266	11	.617	4,167	33	9.67	
Byron Leftwich, Marshall	2001	12	470	315	7	.670	4,132	38	8.79	
Josh Wallwork, Wyoming	1996	12	458	286	15	.625	4,090	33	8.93	
Derek Anderson, Oregon St.	2003	13	510	261	24	.512	4,058	24	7.96	
Chris Redman, Louisville	1998	10	473	309	15	.653	4,042	29	8.55	
Ty Detmer, Brigham Young	1991	12	403	249	12	.618	4,031	35	10.00	
Steve Sarkisian, Brigham Young	†1996	14	404	278	12	.688	4,027	33	9.97	
Carson Palmer, Southern California	2002	13	489	309	10	.632	3,942	33	8.06	
Todd Santos, San Diego St.	1987	12	492	306	15	.622	3,932	26	7.99	
Tim Rattay, Louisiana Tech	1999	10	516	342	12	.663	3,922	35	7.60	
Steve Young, Brigham Young	†1983	11	429	306	10	.713	3,902	33	9.10	
Rex Grossman, Florida	†2001	11	395	259	12	.656	3,896	34	9.86	
Tim Couch, Kentucky	1997	11	547	363	19	.664	3,884	37	7.10	
Tim Rattay, Louisiana Tech	†1997	11	477	293	10	.614	3,881	34	8.14	
Andrew Walter, Arizona St.	2002	14	483	274	15	.567	3,877	28	8.03	
Robbie Bosco, Brigham Young	1984	12	458	283	11	.618	3,875	33	8.46	
Mike McCoy, Utah	1993	12	430	276	10	.642	3,860	21	8.98	
Dan Robinson, Hawaii	1999	12	556	288	18	.518	3,853	28	6.93	
Jason White, Oklahoma	2003	14	451	278	10	.616	3,846	40	8.53	
Dan McGwire, San Diego St.	1990	11	449	270	7	.601	3,833	27	8.54	
Anthony Dilweg, Duke	1988	11	484	287	18	.593	3,824	24	7.90	
Peyton Manning, Tennessee	1997	12	477	287	11	.602	3,819	36	8.01	
Jimmy Klingler, Houston	1992	11	504	303	18	.601	3,818	32	7.58	
Josh Harris, Bowling Green	2003	14	494	325	12	.658	3,813	27	7.72	

*Record. †National pass-efficiency champion.

SEASON YARDS PER GAME

Player, Team	Year	G	Att.	Cmp.	Int.	Pct.	Yards	TD	Yd.PG	
									Att.	Yds.
David Klingler, Houston	1990	11	643	374	20	.582	5,140	*54	*467.3	
B.J. Symons, Texas Tech	2003	13	*719	470	22	.654	*5,833	52	448.7	
Ty Detmer, Brigham Young	1990	12	562	361	28	.642	5,188	41	432.3	
Andre Ware, Houston	1989	11	578	365	15	.631	4,699	46	427.2	
Tim Rattay, Louisiana Tech	1998	12	559	380	13	.680	4,943	46	411.9	
Chris Redman, Louisville	1998	10	473	309	15	.653	4,042	29	404.2	
Mike Maxwell, Nevada	1995	9	409	277	17	.677	3,611	33	401.2	
Scott Mitchell, Utah	1988	11	533	323	15	.606	4,322	29	392.9	
Tim Rattay, Louisiana Tech	1999	10	516	342	12	.663	3,922	35	392.2	
Tim Couch, Kentucky	1998	11	553	400	15	.723	4,275	36	388.6	
Chris Vargas, Nevada	1993	11	490	331	18	.676	4,265	34	387.7	
Jim McMahon, Brigham Young	†1980	12	445	284	18	.638	4,571	47	380.9	
Ty Detmer, Brigham Young	†1989	12	412	265	15	.643	4,560	32	380.0	
Troy Kopp, Pacific (Cal.)	1990	9	428	243	14	.568	3,311	31	367.9	
David Neill, Nevada	1998	9	344	199	9	.578	3,249	29	361.0	
Kliff Kingsbury, Texas Tech	2002	14	712	*479	13	.673	5,017	45	358.4	
Byron Leftwich, Marshall	2002	12	491	331	10	.674	4,268	30	355.7	
Jim McMahon, Brigham Young	†1981	10	423	272	7	.643	3,555	30	355.5	
Steve Young, Brigham Young	†1983	11	429	306	10	.713	3,902	33	354.7	
Rex Grossman, Florida	†2001	11	395	259	12	.656	3,896	34	354.2	
Tim Couch, Kentucky	1997	11	547	363	19	.664	3,884	37	353.1	
Tim Rattay, Louisiana Tech	†1997	11	477	293	10	.614	3,881	34	352.8	
Dan McGwire, San Diego St.	1990	11	449	270	7	.601	3,833	27	348.5	
Anthony Dilweg, Duke	1988	11	484	287	18	.593	3,824	24	347.6	
Chris Weinke, Florida St.	2000	12	431	266	11	.617	4,167	33	347.3	
Jimmy Klingler, Houston	1992	11	504	303	18	.601	3,818	32	347.1	
Bill Anderson, Tulsa	†1965	10	509	296	14	.582	3,464	30	346.4	
Philip Rivers, North Carolina St.	2003	13	483	348	7	.721	4,491	34	345.5	
Byron Leftwich, Marshall	2001	12	470	315	7	.670	4,132	38	343.6	
Cody Pickett, Washington	2002	13	612	365	14	.596	4,458	28	342.9	
Josh Wallwork, Wyoming	1996	12	458	286	15	.625	4,090	33	340.8	

*Record. †National pass-efficiency champion.

SEASON TOUCHDOWN PASSES

Player, Team	Year	G	TD	
			Passes	Yds.
David Klingler, Houston	1990	11	*54	
B.J. Symons, Texas Tech	2003	13	52	
Jim McMahon, Brigham Young	1980	12	47	
Tim Rattay, Louisiana Tech	1998	12	46	
Andre Ware, Houston	1989	11	46	
Kliff Kingsbury, Texas Tech	2002	14	45	
David Carr, Fresno St.	2001	13	42	
Ty Detmer, Brigham Young	1990	12	41	
Jason White, Oklahoma	2003	14	40	
Chad Pennington, Marshall	1997	12	39	
Danny Wuerffel, Florida	1996	12	39	
Dennis Shaw, San Diego St.	1969	10	39	
Matt Leinart, Southern California	2003	13	38	
Doug Williams, Grambling	1977	11	38	
Byron Leftwich, Marshall	2001	12	38	

Player, Team	Year	G	Passes	TD
Rod Rutherford, Pittsburgh	2003	13	37	
Ben Roethlisberger, Miami (Ohio)	2003	14	37	
Tim Couch, Kentucky	1997	11	37	
Troy Kopp, Pacific (Cal.)	1991	12	37	
Chad Pennington, Marshall	1999	12	37	
Peyton Manning, Tennessee	1997	12	36	
Shaun King, Tulane	1998	11	36	
Tim Couch, Kentucky	1998	11	36	
Drew Brees, Purdue	1998	12	36	
Bart Hendricks, Boise St.	2000	11	35	
Danny Wuerffel, Florida	1995	11	35	
Ty Detmer, Brigham Young	1991	12	35	
Tim Rattay, Louisiana Tech	1999	10	35	
Philip Rivers, North Carolina St.	2003	13	34	
Dan Marino, Pittsburgh	1981	11	34	
Chris Vargas, Nevada	1993	11	34	
Tim Rattay, Louisiana Tech	1997	11	34	
Tim Lester, Western Mich.	1999	12	34	
Nick Rolovich, Hawaii	2001	10	34	
Rex Grossman, Florida	2001	11	34	
Dan Orlovsky, Connecticut	2003	12	33	
J.P. Losman, Tulane	2003	12	33	
Carson Palmer, Southern California	2002	13	33	
Brandon Doman, Brigham Young	2001	13	33	
Chris Weinke, Florida St.	2000	12	33	
Robbie Bosco, Brigham Young	1984	12	33	
Mike Maxwell, Nevada	1995	9	33	
Josh Wallwork, Wyoming	1996	12	33	
Steve Sarkisian, Brigham Young	1996	14	33	
Ryan Leaf, Washington St.	1997	11	33	
Steve Young, Brigham Young	1983	11	33	
Jerry Rhome, Tulsa	1964	10	32	
Ty Detmer, Brigham Young	1989	12	32	
Jimmy Klingler, Houston	1992	11	32	
Danny Kanell, Florida St.	1995	11	32	
Jason Martin, Louisiana Tech	1996	11	32	
Jose Davis, Kent St.	1997	10	32	

*Record.

CAREER YARDS PER ATTEMPT

(Minimum 900 Attempts; Player must have concluded his career)

Player, Team	Years	Att.	Cmp.	Pct.	Yards	Yards	
						Per Cmp.	Per Att.
Ryan Dinwiddie, Boise St.	2000-03	992	622	.627	9,819	*15.79	*9.90
Ty Detmer, Brigham Young	1988-91	1,530	958	.626	*15,031	15.69	9.82
Danny Wuerffel, Florida	1993-96	1,170	708	.605	10,875	15.36	9.29
Jim McMahon, Brigham Young	1977-78, 80-81	1,060	653	.616	9,536	14.60	9.00
Marvin Graves, Syracuse	1990-93	943	563	.597	8,466	15.04	8.98
Donovan McNabb, Syracuse	1995-98	938	548	.584	8,389	15.31	8.94
Chris Weinke, Florida St.	1997-00	1,107	650	.587	9,839	15.14	8.89
Billy Blanton, San Diego St.	1993-96	920	588	.639	8,165	13.89	8.88
Joe Hamilton, Georgia Tech	1996-99	1,020	629	.617	8,882	14.12	8.71
Cade McNown, UCLA	1995-98	1,153	646	.560	10,008	15.49	8.68
John Walsh, Brigham Young	1991-94	973	587	.603	8,375	14.27	8.61
Chuck Long, Iowa	1981-85	1,072	692	.646	9,210	13.31	8.59
Steve Young, Brigham Young	1981-83	908	592	.652	7,733	13.06	8.52
Daunte Culpepper, UCF	1996-98	1,097	721	.657	9,341	12.96	8.52
Chad Pennington, Marshall	1997-99	1,265	807	.638	10,698	13.26	8.45
Robbie Bosco, Brigham Young	1983-85	997	638	.640	8,400	13.17	8.43
Dan McGwire, Iowa/San Diego St.	1986-87, 89-90	973	575	.591	8,164	14.20	8.39
Doug Flutie, Boston College	1981-84	1,270	677	.533	10,579	15.63	8.33
Ben Roethlisberger, Miami (Ohio)	2001-03	1,304	854	.655	10,829	12.68	8.30
Ken Dorsey, Miami (Fla.)	1999-02	1,153	668	.579	9,565	14.32	8.30
Tim Rattay, Louisiana Tech	1997-99	1,552	1,015	.654	12,746	12.56	8.21
Marc Wilson, Brigham Young	1977-79	937	535	.571	7,637	14.27	8.15
Peyton Manning, Tennessee	1994-97	1,381	863	.625	11,201	12.98	8.11
Ryan Schneider, UCF	2000-03	1,354	840	.620	10,976	13.07	8.11
Rob Johnson, Southern California	1991-94	963	623	.647	7,743	12.43	8.04
Kevin Feterik, Brigham Young	1996-99	1,004	609	.607	8,065	13.24	8.03
Steve Stenstrom, Stanford	1991-94	1,320	833	.631	10,531	12.64	7.98
Kerwin Bell, Florida	1984-87	953	549	.576	7,585	13.82	7.96
Eric Zeier, Georgia	1991-94	1,402	838	.598	11,153	13.31	7.96
Kevin Sweeney, Fresno St.	\$1982-86	1,336	731	.547	10,623	14.53	7.95
Robert Hall, Texas Tech	1990-93	997	548	.550	7,908	14.43	7.93
David Neill, Nevada	1998-01	1,376	763	.555	10,903	14.29	7.92
Bart Hendricks, Boise St.	1997-00	1,142	650	.569	9,030	13.89	7.91

*Record. \$See page 10 for explanation. #Record for minimum 1,000 attempts.

SINGLE-GAME YARDS

Yds.	Player, Team (Opponent)	Date
716	David Klingler, Houston (Arizona St.)	Dec. 2, 1990
690	Matt Vogler, TCU (Houston)	Nov. 3, 1990
661	B.J. Symons, Texas Tech (Mississippi)	Sept. 27, 2003
637	Brian Lindgren, Idaho (Middle Tenn.)	Oct. 6, 2001
631	Scott Mitchell, Utah (Air Force)	Oct. 15, 1988

Yds.	Player, Team (Opponent)	Date
622	Jeremy Leach, New Mexico (Utah)	Nov. 11, 1989
621	Dave Wilson, Illinois (Ohio St.)	Nov. 8, 1980
619	John Walsh, Brigham Young (Utah St.)	Oct. 30, 1993
613	Jimmy Klingler, Houston (Rice)	Nov. 28, 1992
611	David Neill, Nevada (New Mexico St.)	Oct. 10, 1998
599	Ty Detmer, Brigham Young (San Diego St.)	Nov. 16, 1991
592	Chris Redman, Louisville (East Caro.)	Nov. 14, 1998
590	Tim Rattay, Louisiana Tech (Nebraska)	Aug. 29, 1998
586	B.J. Symons, Texas Tech (North Carolina St.)	Sept. 20, 2003
585	Robbie Bosco, Brigham Young (New Mexico)	Oct. 19, 1985
572	David Klingler, Houston (Eastern Wash.)	Nov. 17, 1990
571	Marc Wilson, Brigham Young (Utah)	Nov. 5, 1977
568	David Lowery, San Diego St. (Brigham Young)	Nov. 16, 1991
565	Jim McMahon, Brigham Young (Utah)	Nov. 21, 1981
564	Troy Kopp, Pacific (Cal.) (New Mexico St.)	Oct. 20, 1990
563	David Klingler, Houston (TCU)	Nov. 3, 1990
561	Tim Rattay, Louisiana Tech (UCF)	Oct. 23, 1999
561	Tony Adams, Utah St. (Utah)	Nov. 11, 1972
560	Ty Detmer, Brigham Young (Utah St.)	Nov. 24, 1990
558	Chuck Hartlieb, Iowa (Indiana)	Oct. 29, 1988
557	John Dutton, Nevada (Boise St.)	Nov. 8, 1997
554	Greg Cook, Cincinnati (Ohio)	Nov. 16, 1968
552	B.J. Symons, Texas Tech (Oklahoma St.)	Oct. 18, 2003
552	Mike Maxwell, Nevada (UNLV)	Oct. 28, 1995
551	Jose Davis, Kent St. (UCF)	Oct. 4, 1997
546	Cody Ledbetter, New Mexico St. (UNLV)	Nov. 18, 1995
545	Rusty LaRue, Wake Forest (North Carolina St.)	Nov. 18, 1995
544	Eric Zeier, Georgia (Southern Miss.)	Oct. 9, 1993
543	Scott Rislav, San Jose St. (UTEP)	Nov. 8, 2003
543	Nick Rolovich, Hawaii (Brigham Young)	Dec. 8, 2001
542	Jason Martin, Louisiana Tech (Toledo)	Oct. 19, 1996
542	Ryan Fien, Idaho (Wyoming)	Aug. 31, 1996
539	Tim Rattay, Louisiana Tech (Boise St.)	Oct. 3, 1998
538	Chris Vargas, Nevada (UNLV)	Oct. 2, 1993
538	Jim McMahon, Brigham Young (Colorado St.)	Nov. 7, 1981
537	Ty Detmer, Brigham Young (Washington St.)	Sept. 7, 1989

SINGLE-GAME ATTEMPTS

No.	Player, Team (Opponent)	Date
83	Drew Brees, Purdue (Wisconsin)	Oct. 10, 1998
79	Matt Vogler, TCU (Houston)	Nov. 3, 1990
78	Rusty LaRue, Wake Forest (Duke)	Oct. 28, 1995
76	David Klingler, Houston (Southern Methodist)	Oct. 20, 1990
75	Chris Vargas, Nevada (McNeese St.)	Sept. 19, 1992
73	Jeff Handy, Missouri (Oklahoma St.)	Oct. 17, 1992
73	Troy Kopp, Pacific (Cal.) (Hawaii)	Oct. 27, 1990
73	Shane Montgomery, North Carolina St. (Duke)	Nov. 11, 1989
72	Matt Vogler, TCU (Texas Tech)	Nov. 10, 1990
72	Luke McCown, Louisiana Tech (Miami [Fla.]	Oct. 28, 2000
71	Brian Lindgren, Idaho (Middle Tenn.)	Oct. 6, 2001
71	Jimmy Klingler, Houston (Rice)	Nov. 28, 1992
71	Sandy Schwab, Northwestern (Michigan)	Oct. 23, 1982
70	Timmy Chang, Hawaii (Rice)	Sept. 27, 2003
70	Kliff Kingsbury, Texas Tech (Missouri)	Oct. 19, 2002
70	David Klingler, Houston (Texas Tech)	Nov. 30, 1991
70	David Klingler, Houston (Arizona St.)	Dec. 2, 1990
70	Dave Telford, Fresno St. (Utah St.)	Nov. 14, 1987
69	Dave Wilson, Illinois (Ohio St.)	Nov. 8, 1980
69	Chuck Hixson, Southern Methodist (Ohio St.)	Sept. 28, 1968
68	Tim Rattay, Louisiana Tech (Southern California)	Nov. 26, 1999
68	Tim Rattay, Louisiana Tech (Nebraska)	Aug. 29, 1998
68	David Klingler, Houston (Baylor)	Oct. 6, 1990
68	Jeremy Leach, New Mexico (Utah)	Nov. 11, 1989
68	Steve Smith, Stanford (Notre Dame)	Oct. 7, 1989
68	Andre Ware, Houston (Arizona St.)	Sept. 23, 1989
67	B.J. Symons, Texas Tech (Oklahoma St.)	Oct. 18, 2003
67	Tim Couch, Kentucky (Arkansas)	Oct. 3, 1998
67	Rusty LaRue, Wake Forest (North Carolina St.)	Nov. 18, 1995
67	Danny Kanell, Florida St. (Virginia)	Nov. 2, 1995
67	Mike Hohensee, Minnesota (Ohio St.)	Nov. 7, 1981
66	Scott Rislav, San Jose St. (Stanford)	Sept. 6, 2003
66	Luke McCown, Louisiana Tech (Oklahoma St.)	Aug. 31, 2002
66	Jon VanCleave, La.-Lafayette (North Texas)	Nov. 10, 2001
66	Tim Rattay, Louisiana Tech (Toledo)	Oct. 30, 1999
66	Tim Couch, Kentucky (LSU)	Nov. 1, 1997
66	Chuck Clements, Houston (Cincinnati)	Nov. 13, 1993
66	Tim Schade, Minnesota (Penn St.)	Sept. 4, 1993
66	Drew Bledsoe, Washington St. (Montana)	Sept. 5, 1992
66	Jack Trudeau, Illinois (Purdue)	Oct. 12, 1985
66	John Reaves, Florida (Auburn)	Nov. 1, 1969
65	B.J. Symons, Texas Tech (Iowa St.)	Oct. 11, 2003
65	Kliff Kingsbury, Texas Tech (Colorado)	Oct. 26, 2002
65	Marquel Blackwell, South Fla. (Pittsburgh)	Sept. 8, 2001
65	Drew Brees, Purdue (Ohio St.)	Oct. 28, 2000
65	Luke McCown, Louisiana Tech (Auburn)	Oct. 21, 2000
65	Tim Rattay, Louisiana Tech (Texas A&M)	Sept. 4, 1999
65	Peyton Manning, Tennessee (Florida)	Sept. 21, 1996
65	Rusty LaRue, Wake Forest (Georgia Tech)	Nov. 4, 1995
65	Jason Martin, Louisiana Tech (Nevada)	Oct. 21, 1995

No.	Player, Team (Opponent)	Date
65	Eric Zeier, Georgia (Florida)	Oct. 30, 1993
65	Jimmy Klingler, Houston (TCU)	Oct. 31, 1992
65	Scott Mitchell, Utah (UTEP)	Oct. 1, 1988
65	Mike Bates, Miami (Ohio) (Toledo)	Oct. 24, 1987
65	Craig Burnett, Wyoming (San Diego St.)	Nov. 15, 1986
65	Gary Schofield, Wake Forest (Maryland)	Oct. 16, 1982
65	Jim McMahon, Brigham Young (Colorado St.)	Nov. 7, 1981
65	Brooks Dawson, UTEP (UC Santa Barb.)	Sept. 14, 1968
65	Bill Anderson, Tulsa (Southern Ill.)	Oct. 30, 1965
65	Bill Anderson, Tulsa (Memphis)	Oct. 9, 1965

SINGLE-GAME COMPLETIONS

No.	Player, Team (Opponent)	Date
55	Drew Brees, Purdue (Wisconsin)	Oct. 10, 1998
55	Rusty LaRue, Wake Forest (Duke)	Oct. 28, 1995
50	Rusty LaRue, Wake Forest (North Carolina St.)	Nov. 18, 1995
49	Bruce Gradkowski, Toledo (Pittsburgh)	Sept. 20, 2003
49	Kliff Kingsbury, Texas Tech (Missouri)	Oct. 19, 2002
49	Kliff Kingsbury, Texas Tech (Texas A&M)	Oct. 5, 2002
49	Brian Lindgren, Idaho (Middle Tenn.)	Oct. 6, 2001
48	David Klingler, Houston (Southern Methodist)	Oct. 20, 1990
47	Luke McCown, Louisiana Tech (Auburn)	Oct. 21, 2000
47	Tim Couch, Kentucky (Arkansas)	Oct. 3, 1998
46	Tim Rattay, Louisiana Tech (UCF)	Oct. 23, 1999
46	Scott Milanovich, Maryland (Florida St.)	Nov. 18, 1995
46	Tim Rattay, Louisiana Tech (Nebraska)	Aug. 29, 1998
46	Jimmy Klingler, Houston (Rice)	Nov. 28, 1992
45	B.J. Symons, Texas Tech (Iowa St.)	Oct. 11, 2003
45	Tim Rattay, Louisiana Tech (Texas A&M)	Sept. 4, 1999
45	Sandy Schwab, Northwestern (Michigan)	Oct. 23, 1982
44	B.J. Symons, Texas Tech (Mississippi)	Sept. 27, 2003
44	Kliff Kingsbury, Texas Tech (Oklahoma St.)	Nov. 10, 2001
44	Tim Rattay, Louisiana Tech (Toledo)	Oct. 30, 1999
44	Chris Redman, Louisville (East Caro.)	Nov. 14, 1998
44	Tim Couch, Kentucky (Vanderbilt)	Nov. 14, 1998
44	Matt Vogler, TCU (Houston)	Nov. 3, 1990
44	Chuck Hartlieb, Iowa (Indiana)	Oct. 29, 1988
44	Jim McMahon, Brigham Young (Colorado St.)	Nov. 7, 1981
43	Tim Rattay, Louisiana Tech (UCF)	Sept. 5, 1998
43	Jeff Handy, Missouri (Oklahoma St.)	Oct. 17, 1992
43	Chris Vargas, Nevada (McNeese St.)	Sept. 19, 1992
43	Gary Schofield, Wake Forest (Maryland)	Oct. 17, 1981
43	Dave Wilson, Illinois (Ohio St.)	Nov. 8, 1980
43	Rich Campbell, California (Florida)	Sept. 13, 1980
42	B.J. Symons, Texas Tech (Oklahoma St.)	Oct. 18, 2003
42	Timmy Chang, Hawaii (Rice)	Sept. 27, 2003
42	Eli Manning, Mississippi (Arkansas)	Oct. 26, 2002
42	Luke McCown, Louisiana Tech (Miami [Fla.])	Oct. 28, 2000
42	Kliff Kingsbury, Texas Tech (North Texas)	Sept. 9, 2000
42	Jimmy Klingler, Houston (TCU)	Oct. 31, 1992
42	Troy Kopp, Pacific (Cal.) (Hawaii)	Oct. 27, 1990
42	Andre Ware, Houston (TCU)	Nov. 4, 1989
42	Dan Speltz, Cal St. Fullerton (Utah St.)	Oct. 7, 1989
42	Robbie Bosco, Brigham Young (New Mexico)	Oct. 19, 1985
42	Bill Anderson, Tulsa (Southern Ill.)	Oct. 30, 1965

ALL-TIME BEST RECORDS BY A STARTING QUARTERBACK
(Minimum 25 starts)

Name, Team, Years	Starting Record#	Winning Pct.
Chuck Ealey, Toledo, 1969-71	35-0-0	1.000
Jay Barker, Alabama, 1991-94	35-1-1	.959
Steve Davis, Oklahoma, 1973-75	32-1-1	.956
Ken Dorsey, Miami (Fla.), 1999-02	38-2-0	.950
Turner Gill, Nebraska, 1981-83	28-2-0	.933
Gino Toretta, Miami (Fla.), 1989-92	26-2-0	.929
Tommie Frazier, Nebraska, 1992-95	33-3-0	.917
Danny Wuerffel, Florida, 1993-96	32-3-1	.903
Buck Belue, Georgia, 1978-81	27-3-0	.900
Craig Krenzler, Ohio St., 2001-03	24-3-0	.889
Chad Pennington, Marshall, 1995-99	45-6-0	.882
Lance McIlhenny, Southern Methodist, 1980-83	34-5-1	.863
Reggie Slack, Auburn, 1986-89	22-4-0	.846
Eric Crouch, Nebraska, 1998-01	35-7-0	.833
Kordell Stewart, Colorado, 1992-94	27-5-1	.833
Darian Hagan, Colorado, 1989-91	28-5-2	.829
Steve Taylor, Nebraska, 1985-88	29-6-0	.829
Ryan Dinwiddie, Boise St., 2000-03	27-6-0	.818
John Rauch, Georgia, 1945-48	36-8-1	.811
*David Greene, Georgia, 2001-03	32-8-0	.800
Shane Matthews, Florida, 1990-92	27-7-0	.794
Vito "Babe" Parilli, Kentucky, 1949-51	28-8-0	.778
Vinny Testaverde, Miami (Fla.), 1982-86	19-6-0	.760
Jim Kelly, Miami (Fla.), 1979-82	22-7-0	.759
Rodney Williams, Clemson, 1985-88	32-10-2	.750
Byron Leftwich, Marshall, 1998-02	27-9-0	.750
Rex Grossman, Florida, 2000-02	24-8-1	.742
Matt Kupec, North Carolina, 1976-79	24-8-2	.735
Jason Stanicek, North Carolina, 1991-94	24-9-0	.727

Name, Team, Years	Starting Record#	Winning Pct.
Reggie Collier, Southern Miss., 1979-82	24-9-1	.721
Jack Mildren, Oklahoma, 1969-71	24-9-1	.721
Jimmy Jones, Southern California, 1969-71	22-8-3	.712

#Ties are counted as half won, half lost. *Active player.

Others (Did not meet minimum of 25 starts):	Record#	Pct.
Dennis Shaw, San Diego St., 1968-69	20-0-1	.976

ANNUAL CHAMPIONS

Year	Player, Team	Class	Att.	Cmp.	Int.	Pct.	Yds.	TD
1937	Davey O'Brien, TCU	Jr.	234	94	18	.402	969	—
1938	Davey O'Brien, TCU	Sr.	167	93	4	.557	1,457	—
1939	Kay Eakin, Arkansas	Sr.	193	78	18	.404	962	—
1940	Billy Sewell, Washington St.	Sr.	174	86	17	.494	1,023	—
1941	Bud Schwenk, Washington (Mo.)	Sr.	234	114	19	.487	1,457	—
1942	Ray Evans, Kansas	Jr.	200	101	9	.505	1,117	—
1943	Johnny Cook, Georgia	Fr.	157	73	20	.465	1,007	—
1944	Paul Rickards, Pittsburgh	So.	178	84	20	.472	997	—
1945	Al Dekdebrun, Cornell	Sr.	194	90	15	.464	1,227	—
1946	Travis Tidwell, Auburn	Fr.	158	79	10	.500	943	5
1947	Charlie Conerly, Mississippi	Sr.	233	133	7	.571	1,367	18
1948	Stan Heath, Nevada	Sr.	222	126	9	.568	2,005	22
1949	Adrian Burk, Baylor	Sr.	191	110	6	.576	1,428	14
1950	Don Heinrich, Washington	Jr.	221	134	9	.606	1,846	14
1951	Don Klosterman, Loyola Marymount	Sr.	315	159	21	.505	1,843	9
1952	Don Heinrich, Washington	Sr.	270	137	17	.507	1,647	13
1953	Bob Garrett, Stanford	Sr.	205	118	10	.576	1,637	17
1954	Paul Larson, California	Sr.	195	125	8	.641	1,537	10
1955	George Welsh, Navy	Sr.	150	94	6	.627	1,319	8
1956	John Brodie, Stanford	Sr.	240	139	14	.579	1,633	12
1957	Ken Ford, Hardin-Simmons	Sr.	205	115	11	.561	1,254	14
1958	Buddy Humphrey, Baylor	Sr.	195	112	8	.574	1,316	7
1959	Dick Norman, Stanford	Jr.	263	152	12	.578	1,963	11
1960	Harold Stephens, Hardin-Simmons	Sr.	256	145	14	.566	1,254	3
1961	Chon Gallegos, San Jose St.	Sr.	197	117	13	.594	1,480	14
1962	Don Trull, Baylor	Jr.	229	125	12	.546	1,627	11
1963	Don Trull, Baylor	Sr.	308	174	12	.565	2,157	12
1964	Jerry Rhome, Tulsa	Sr.	326	224	4	.687	2,870	32
1965	Bill Anderson, Tulsa	Sr.	509	296	14	.582	3,464	30
1966	John Eckman, Wichita St.	Jr.	458	195	*34	.426	2,339	7
1967	Terry Stone, New Mexico	Jr.	336	160	19	.476	1,946	9
1968	Chuck Hixson, Southern Methodist	So.	468	265	23	.566	3,103	21
1969	John Reaves, Florida	So.	396	222	19	.561	2,896	24

Beginning in 1970, ranked on per-game (instead of total) completions

Year	Player, Team	Class	G	Att.	Cmp.	Avg.	Int.	Pct.	Yds.	TD
1970	Sonny Sixkiller, Washington	So.	10	362	186	18.6	22	.514	2,303	15
1971	Brian Sipe, San Diego St.	Sr.	11	369	196	17.8	21	.531	2,532	17
1972	Don Strock, Virginia Tech	Sr.	11	427	228	20.7	27	.534	3,243	16
1973	Jesse Freitas, San Diego St.	Sr.	11	347	227	20.6	17	.654	2,993	21
1974	Steve Bartkowski, California	Sr.	11	325	182	16.5	7	.560	2,580	12
1975	Craig Penrose, San Diego St.	Sr.	11	349	198	18.0	24	.567	2,660	15
1976	Tommy Kramer, Rice	Sr.	11	501	269	24.5	19	.537	3,317	21
1977	Guy Benjamin, Stanford	Sr.	10	330	208	20.8	15	.630	2,521	19
1978	Steve Dils, Stanford	Sr.	11	391	247	22.5	15	.632	2,943	22

Beginning in 1979, ranked on passing efficiency rating points (instead of per-game completions)

Year	Player, Team	Class	G	Att.	Cmp.	Int.	Pct.	Yds.	TD	Pts.
1979	Turk Schonert, Stanford	Sr.	11	221	148	6	.670	1,922	19	163.0
1980	Jim McMahon, Brigham Young	Jr.	12	445	284	18	.638	4,571	47	176.9
1981	Jim McMahon, Brigham Young	Sr.	10	423	272	7	.643	3,555	30	155.0
1982	Tom Ramsey, UCLA	Sr.	11	311	191	10	.614	2,824	21	153.5
1983	Steve Young, Brigham Young	Sr.	11	429	306	10	*.713	3,902	33	168.5
1984	Doug Flutie, Boston College	Sr.	11	386	233	11	.604	3,454	27	152.9
1985	Jim Harbaugh, Michigan	Jr.	11	212	139	6	.656	1,913	18	163.7
1986	Vinny Testaverde, Miami (Fla.)	Sr.	10	276	175	9	.634	2,557	26	165.8
1987	Don McPherson, Syracuse	Sr.	11	229	129	11	.563	2,341	22	164.3
1988	Timm Rosenbach, Washington St.	Jr.	11	302	199	10	.659	2,791	23	162.0
1989	Ty Detmer, Brigham Young	So.	12	412	265	15	.643	4,560	32	175.6
1990	Shawn Moore, Virginia	Sr.	10	241	144	8	.598	2,262	21	160.7
1991	Elvis Grbac, Michigan	Jr.	11	228	152	5	.667	1,955	24	169.0
1992	Elvis Grbac, Michigan	Sr.	9	169	112	12	.663	1,465	15	154.2
1993	Trent Dilfer, Fresno St.	Jr.	11	333	217	4	.652	3,276	28	173.1
1994	Kerry Collins, Penn St.	Sr.	11	264	176	7	.667	2,679	21	172.9
1995	Danny Wuerffel, Florida	Jr.	11	325	210	10	.646	3,266	35	178.4
1996	Steve Sarkisian, Brigham Young	Sr.	14	404	278	12	.688	4,027	33	173.6
1997	Cade McNown, UCLA	Jr.	11	283	173	5	.611	2,877	22	168.6
1998	Shaun King, Tulane	Sr.	11	328	223	6	.680	3,232	36	183.3
1999	Michael Vick, Virginia Tech	So.	10	152	90	5	.592	1,840	12	180.4
2000	Bart Hendricks, Boise St.	Sr.	11	347	210	8	.605	3,364	35	170.6
2001	Rex Grossman, Florida	So.	11	395	259	12	.656	3,896	34	170.8
2002	Brad Banks, Iowa	Sr.	13	294	170	5	.578	2,573	26	157.1
2003	Philip Rivers, North Carolina St.	Sr.	13	483	348	7	.721	4,491	34	170.5

*Record.

Receiving

CAREER RECEPTIONS PER GAME

(Minimum 125 Receptions; Player must have concluded his career)

Player, Team	Years	G	Rec.	Yards	TD	Rec.PG
Manny Hazard, Houston	1989-90	21	220	2,635	31	*10.5
Alex Van Dyke, Nevada	1994-95	22	227	3,100	26	10.3
Howard Twilley, Tulsa	1963-65	26	261	3,343	32	10.0
Jason Phillips, Houston	1987-88	22	207	2,319	18	9.4
Troy Edwards, Louisiana Tech	1996-98	34	280	4,352	*50	8.2
Bryan Reeves, Nevada	1992-93	21	172	2,476	27	8.2
Kevin Curtis, Utah St.	2001-02	22	174	2,789	19	7.9
Nate Burleson, Nevada	2000-02	32	248	3,293	22	7.8
Sihah Burley, UCF	1997-98	22	165	2,248	15	7.5
David Williams, Illinois	1983-85	33	245	3,195	22	7.4
Geoff Noisy, Nevada	1995-98	40	295	4,249	21	7.4
James Dixon, Houston	1987-88	22	161	1,762	14	7.3
John Love, North Texas	1965-66	20	144	2,124	17	7.2
Fred Gilbert, UCLA/Houston	1989, 91-92	22	158	1,672	14	7.2
Ron Sellers, Florida St.	1966-68	30	212	3,598	23	7.1
Keyshawn Johnson, Southern California	1994-95	21	148	2,358	12	7.1
Barry Moore, North Texas	1968-69	20	140	2,183	12	7.0
Nakia Jenkins, Utah St.	1996-97	22	155	2,483	14	7.0
Arnold Jackson, Louisville	1997-00	44	*300	3,670	31	6.8
Mike Kelly, Davidson	1967-69	23	156	2,114	17	6.8
Guy Liggins, San Jose St.	1986-87	22	149	2,191	16	6.8
Trevor Inasley, Nevada	1996-99	44	298	*5,005	35	6.8
Dave Petzke, Northern Ill.	1977-78	22	148	1,960	16	6.7
Loren Richey, Utah	1985-86	21	140	1,746	13	6.7
Chris Penn, Tulsa	1991, 93	22	142	2,370	17	6.5
Antonio Wilson, Idaho	1996-97	22	142	2,113	17	6.5
Brandon Stokley, La.-Lafayette	1995-98	37	241	3,702	25	6.5
J.R. Tolver, San Diego St.	1999-02	42	262	3,572	18	6.2
Tim Delaney, San Diego St.	1968-70	29	180	2,535	22	6.2
Larry Fitzgerald, Pittsburgh	2002-03	26	161	2,677	34	6.2
Larry Willis, Fresno St.	1983-84	23	142	2,260	14	6.2
Rashaun Woods, Oklahoma St.	2000-03	48	293	4,414	42	6.1
Phil Odle, Brigham Young	1965-67	30	183	2,548	25	6.1
Randy Gatewood, UNLV	1993-94	21	128	1,832	13	6.1
Mike Mikolayunas, Davidson	1968-70	29	175	1,768	14	6.0
Terance Mathis, New Mexico	1985-87, 89	44	263	4,254	36	6.0
Aaron Turner, Pacific	1989-92	44	266	4,345	43	6.0
Michael Stephens, Nevada	1992-93	21	125	1,712	15	6.0
Chad Mackey, Louisiana Tech	1993-96	44	264	3,789	22	6.0

*Record.

SEASON RECEPTIONS PER GAME

Player, Team	Year	G	Rec.	Yards	TD	Rec.PG
Howard Twilley, Tulsa	↑1965	10	134	1,779	16	*13.4
Manny Hazard, Houston	↑1989	11	*142	1,689	22	12.9
Trevor Inasley, Nevada	↑1999	11	134	*2,060	13	12.2
Alex Van Dyke, Nevada	↑1995	11	129	1,854	16	11.7
Troy Edwards, Louisiana Tech	↑1998	12	140	1,996	*27	11.7
Nate Burleson, Nevada	↑2002	12	138	1,629	12	11.5
Damond Wilkins, Nevada	↑1996	11	114	1,121	4	10.4
Chris Daniels, Purdue	1999	11	109	1,133	5	9.9
J.R. Tolver, San Diego St.	2002	13	128	1,785	13	9.9
Jason Phillips, Houston	↑1988	11	108	1,444	15	9.8
Fred Gilbert, Houston	↑1991	11	106	957	7	9.6
JaJuan Dawson, Tulane	1999	10	96	1,051	8	9.6
Howard Twilley, Tulsa	↑1964	10	95	1,178	13	9.5
Jerry Hendren, Idaho	↑1969	10	95	1,452	12	9.5
Chris Penn, Tulsa	↑1993	11	105	1,578	12	9.5
Sherman Smith, Houston	↑1992	11	103	923	6	9.4
Eugene Baker, Kent St.	↑1997	11	103	1,549	18	9.4
Troy Edwards, Louisiana Tech	1997	11	102	1,707	13	9.3
James Dixon, Houston	1988	11	102	1,103	11	9.3
David Williams, Illinois	↑1984	11	101	1,278	8	9.2
Arnold Jackson, Louisville	1999	11	101	1,209	9	9.2
Glenn Meltzer, Wichita St.	↑1966	10	91	1,115	4	9.1
Kevin Curtis, Utah St.	↑2001	11	100	1,531	10	9.1
Jay Miller, Brigham Young	↑1973	11	100	1,181	8	9.1
Bryan Reeves, Nevada	1993	10	91	1,362	17	9.1
James Jordan, Louisiana Tech	↑2000	12	109	1,003	4	9.1
Marcus Harris, Wyoming	1996	12	109	1,650	13	9.1
Dameane Douglas, California	1998	11	100	1,150	4	9.1

*Record. †National champion.

CAREER RECEPTIONS

Player, Team	Years	Rec.	Yards	Avg.	TD
Arnold Jackson, Louisville	1997-00	*300	3,670	12.2	31
Trevor Inasley, Nevada	1996-99	298	*5,005	16.8	35
Geoff Noisy, Nevada	1995-98	295	4,249	14.4	21
Rashaun Woods, Oklahoma St.	2000-03	293	4,414	15.1	42
Troy Edwards, Louisiana Tech	1996-98	280	4,352	15.5	*50

Player, Team

Player, Team	Years	Rec.	Yards	Avg.	TD
Darius Watts, Marshall	2000-03	272	4,031	14.8	47
Aaron Turner, Pacific	1989-92	266	4,345	16.3	43
Chad Mackey, Louisiana Tech	1993-96	264	3,789	14.4	22
Terance Mathis, New Mexico	1985-87, 89	263	4,254	16.2	36
J.R. Tolver, San Diego St.	1999-02	262	3,572	13.6	18
Mark Templeton, Long Beach St. (RB)	1983-86	262	1,969	7.5	11
Howard Twilley, Tulsa	1963-65	261	3,343	12.8	32
Wes Welker, Texas Tech	2000-03	259	3,069	11.8	21
Marcus Harris, Wyoming	1993-96	259	4,518	17.4	38
John Standeford, Purdue	2000-03	249	3,618	14.5	27
Nate Burleson, Nevada	2000-02	248	3,219	13.3	22
James Jordan, Louisiana Tech	1998-00	246	2,489	10.1	19
David Williams, Illinois	1983-85	245	3,195	13.0	22
Troy Walters, Stanford	1996-99	244	3,986	16.3	26
Roy Williams, Texas	2000-03	241	3,866	16.0	36
Brandon Stokley, La.-Lafayette	1995-98	241	3,702	15.4	25
Reggie Williams, Washington	2001-03	238	3,536	14.9	22
Kendall Newson, Middle Tenn.	1998-01	238	3,074	12.9	21
Marc Zeno, Tulane	1984-87	236	3,725	15.8	25
Steve Neal, Western Mich.	1997-00	235	3,599	15.3	27
Jason Wolf, Southern Methodist	1989-92	235	2,232	9.5	17
Ryan McGuffey, Wyoming	2000-03	231	2,679	11.6	13
Eugene Baker, Kent St.	1995-98	229	3,513	15.3	35
Ryan Yarbrough, Wyoming	1990-93	229	4,357	†19.0	42
†Taylor Stubblefield, Purdue	2001-03	227	2,338	10.3	5
Alex Van Dyke, Nevada	1994-95	227	3,100	13.7	26
Dennis Northcutt, Arizona	1996-99	223	3,252	14.5	24
DeRonnie Pitts, Stanford	1997-00	222	2,942	13.3	24
†Josh Davis, Marshall	2001-03	220	2,970	13.5	16
Manny Hazard, Houston	1989-90	220	2,635	12.0	31
Ibn Green, Louisville (TE)	1996-99	217	2,830	13.0	33
Kevin Lockett, Kansas St.	1993-96	217	3,032	14.0	26
Carlos Francis, Texas Tech	2000-03	216	3,031	14.0	21
Desmond Clark, Wake Forest	1995-98	216	2,834	13.1	20
Darrin Nelson, Stanford (RB)	1977-78, 80-81	214	2,368	11.1	16
James Newson, Oregon St.	2001-03	212	3,558	16.8	20
Nate Poole, Marshall	1997-00	212	2,785	13.1	18
Ron Sellers, Florida St.	1966-68	212	3,598	17.0	23
Billy McMullen, Virginia	1999-02	210	2,978	14.2	24
Craig Yeast, Kentucky	1995-98	208	2,899	13.9	28
Keary Colbert, Southern California	2000-03	207	2,964	14.3	19
Peter Warrick, Florida St.	1996-99	207	3,517	17.0	32
Jason Phillips, Houston	1987-88	207	2,319	11.2	18
Terrence Edwards, Georgia	1999-02	204	3,093	15.2	30
Hart Lee Dykes, Oklahoma St.	1985-88	203	3,171	15.6	29
Carl Winston, New Mexico	1990-93	202	2,972	14.7	14
Kareem Kelly, Southern California	1999-02	201	3,071	15.3	15
Jerricho Cotchery, North Carolina St.	2000-03	200	3,119	15.6	21
Justin Gage, Missouri	1999-02	200	2,704	13.5	18
Keith Edwards, Vanderbilt	1980, 82-84	200	1,757	8.8	3
Chris Collins, Mississippi	2000-03	198	2,621	13.2	24
Rodney Wright, Fresno St.	1999-01	198	2,843	14.4	21
Bobby Slaughter, Louisiana Tech	1987-90	198	2,544	12.9	14
Derek Abney, Kentucky	2000-03	197	2,339	11.9	18
Will Blackwell, San Diego St.	1994-96	197	2,896	14.7	19
Richard Buchanan, Northwestern	1987-90	197	2,474	12.6	22
Gerald Harp, Western Caro.	1977-80	197	3,305	16.8	26
Matt Bellini, Brigham Young (RB)	1987-90	196	2,544	13.0	13
Brad Muster, Stanford (FB)	1984-87	196	1,669	8.5	6
Mickey Peters, Texas Tech (TE)	2000-03	195	2,318	11.9	22
Kelly Campbell, Georgia Tech	1998-01	195	2,907	14.9	24
Anthony White, Kentucky (RB)	1996-99	194	1,520	7.8	8
Jermaine Lewis, Maryland	1992-95	193	2,932	15.2	21
Greg Primus, Colorado St.	1989-92	192	3,200	16.7	16
Torry Holt, North Carolina St.	1995-98	191	3,379	17.7	31
Charles Lockett, Long Beach St.	1983-86	191	2,902	15.1	19
Pete Mitchell, Boston College (TE)	1991-94	190	2,389	12.6	20
Mewelde Moore, Tulane (RB)	2000-03	189	2,059	10.9	15
Kez McCorvey, Florida St.	1991-94	189	2,660	14.1	16
Lloyd Hill, Texas Tech	1990-93	189	3,059	16.2	20
Clarkston Hines, Duke	1986-89	189	3,318	17.6	38
Mack Vincent, La.-Monroe	2001-03	188	2,517	13.4	18
Tim Stratton, Purdue (TE)	1998-01	188	1,956	10.4	15
Brian Roberson, Fresno St.	1993-96	188	2,956	15.7	15
Wil Ursin, Tulane	1990-93	188	2,466	13.1	17
Ricky Proehl, Wake Forest	1986-89	188	2,949	15.7	25
Boo Mitchell, Vanderbilt	1985-88	188	2,964	15.8	9
Damon Williams, UNLV	1995-98	187	2,558	13.7	9
Monty Gilbreath, San Diego St.	1986-89	187	2,241	12.0	8
Mick Rossley, Southern Methodist	1991-94	186	1,911	10.3	10
Eric Henley, Rice	1988-91	186	2,200	11.8	16
Malcolm Floyd, Wyoming	2000-03	185	2,405	13.0	14
Geroy Simon, Maryland	1993-96	185	2,059	11.1	10
Johnnie Morton, Southern California	1990-93	185	2,957	16.0	21

*Record. †Record for minimum of 200 catches. ‡Active player.

SEASON RECEPTIONS

Player, Team	Year	G	Rec.	Yards	TD
Manny Hazard, Houston	↑1989	11	*142	1,689	22
Troy Edwards, Louisiana Tech	↑1998	12	140	1,996	*27
Nate Burleson, Nevada	↑2002	12	138	1,629	12
Trevor Insley, Nevada	↑1999	11	134	*2,060	13
Howard Twilley, Tulsa	↑1965	10	134	1,779	16
Alex Van Dyke, Nevada	↑1995	11	129	1,854	16
J.R. Tolver, San Diego St.	2002	13	128	1,785	13
Damond Wilkins, Nevada	↑1996	11	114	1,121	4
James Jordan, Louisiana Tech	↑2000	12	109	1,003	4
Chris Daniels, Purdue	1999	11	109	1,133	5
Marcus Harris, Wyoming	1996	12	109	1,650	13
Kassim Osgood, San Diego St.	2002	13	108	1,552	8
Jason Phillips, Houston	↑1988	11	108	1,444	15
Rashaun Woods, Oklahoma St.	2002	13	107	1,695	17
Fred Gilbert, Houston	↑1991	11	106	957	7
Chris Penn, Tulsa	↑1993	11	105	1,578	12
Lance Moore, Toledo	↑2003	12	103	1,194	9
Eugene Baker, Kent St.	↑1997	11	103	1,549	18
Sherman Smith, Houston	↑1992	11	103	923	6
Troy Edwards, Louisiana Tech	1997	11	102	1,707	13
James Dixon, Houston	1988	11	102	1,103	11
Arnold Jackson, Louisville	1999	11	101	1,209	9
David Williams, Illinois	↑1984	11	101	1,278	8
Kevin Curtis, Utah St.	↑2001	11	100	1,531	10
Kwame Cavit, Texas	1999	13	100	1,188	6
Dameane Douglas, California	1998	11	100	1,150	4
Jay Miller, Brigham Young	↑1973	11	100	1,181	8
Cole Magnier, Bowling Green	2003	14	99	1,138	10
Jason Phillips, Houston	↑1987	11	99	875	3
Mark Templeton, Long Beach St. (RB)	↑1986	11	99	688	2
Taurean Henderson, Texas Tech (RB)	2002	14	98	633	6
Geoff Noisy, Nevada	1996	11	98	1,435	9
Alex Van Dyke, Nevada	↑1994	11	98	1,246	10
Rodney Carter, Purdue	↑1985	11	98	1,099	4
Wes Welker, Texas Tech	2003	13	97	1,099	9
Keith Edwards, Vanderbilt	↑1983	11	97	909	0
Jajuan Dawson, Tulane	1999	10	96	1,051	8
Mike Williams, Southern California	2003	13	95	1,314	16
Jerry Hendren, Idaho	↑1969	10	95	1,452	12
Howard Twilley, Tulsa	↑1964	10	95	1,178	13
Reggie Williams, Washington	2002	13	94	1,454	11
Josh Reed, LSU	2001	12	94	1,740	7
Geoff Noisy, Nevada	1998	11	94	1,405	7
Richard Buchanan, Northwestern	1989	11	94	1,115	9
Bobby Wade, Arizona	2002	12	93	1,389	8
Kevin Walter, Eastern Mich.	2002	12	93	1,368	9
Larry Fitzgerald, Pittsburgh	2003	13	92	1,672	22
Justin Colbert, Hawaii	2002	14	92	1,302	8
Ricky Williams, Texas Tech (RB)	2001	11	92	617	4
Kevin Alexander, Utah St.	1995	11	92	1,400	6
Aaron Turner, Pacific	1991	11	92	1,604	18

*Record. †National champion.

SEASON TOUCHDOWN RECEPTIONS

Player, Team	Year	G	TD
Troy Edwards, Louisiana Tech	1998	12	*27
Randy Moss, Marshall	1997	12	25
Larry Fitzgerald, Pittsburgh	2003	13	22
Manny Hazard, Houston	1989	11	22
Ashley Lelie, Hawaii	2001	12	19
Desmond Howard, Michigan	1991	11	19
Darius Watts, Marshall	2001	12	18
Eugene Baker, Kent St.	1997	11	18
Reidel Anthony, Florida	1996	12	18
Aaron Turner, Pacific	1991	11	18
Dennis Smith, Utah	1989	12	18
Tom Reynolds, San Diego St.	1971	10	18
Rashaun Woods, Oklahoma St.	2002	13	17
Terry Glenn, Ohio St.	1995	11	17
Chris Doering, Florida	1995	12	17
Bryan Reeves, Nevada	1993	10	17
J.J. Stokes, UCLA	1993	11	17
Mario Bailey, Washington	1991	11	17
Clarkston Hines, Duke	1989	11	17
Mike Williams, Southern California	2003	13	16
Torry Holt, North Carolina St.	1997	11	16
Alex Van Dyke, Nevada	1995	11	16
Ryan Yarborough, Wyoming	1993	11	16
Dan Bitson, Tulsa	1989	11	16
Howard Twilley, Tulsa	1965	10	16
Mark Clayton, Oklahoma	2003	14	15
Rashaun Woods, Oklahoma St.	2003	13	15

Player, Team	Year	G	TD
Lee Mayes, UTEP	2000	11	15
Andre Cooper, Florida St.	1995	11	15
Ike Hilliard, Florida	1995	11	15
Jack Jackson, Florida	1994	12	15
Jason Phillips, Houston	1988	11	15
Henry Ellard, Fresno St.	1982	11	15

*Record.

SINGLE-GAME RECEPTIONS

Rec.	Player, Team (Opponent)	Date
23	Randy Gatewood, UNLV (Idaho)	Sept. 17, 1994
22	Jay Miller, Brigham Young (New Mexico)	Nov. 3, 1973
21	Chris Daniels, Purdue (Michigan St.)	Oct. 16, 1999
21	Troy Edwards, Louisiana Tech (Nebraska)	Aug. 29, 1998
20	Kenny Christian, Eastern Mich. (Temple)	Sept. 23, 2000
20	Rick Eber, Tulsa (Idaho St.)	Oct. 7, 1967
19	Nate Burleson, Nevada (UTEP)	Nov. 9, 2002
19	Josh Reed, LSU (Alabama)	Nov. 3, 2001
19	Manny Hazard, Houston (Texas)	Nov. 11, 1989
19	Manny Hazard, Houston (TCU)	Nov. 4, 1989
19	Ron Fair, Arizona St. (Washington St.)	Oct. 28, 1989
19	Howard Twilley, Tulsa (Colorado St.)	Nov. 27, 1965
18	J.R. Tolver, San Diego St. (Hawaii)	Dec. 7, 2002
18	Randall Lane, Purdue (Wisconsin)	Oct. 10, 1998
18	Geoff Noisy, Nevada (Oregon)	Sept. 13, 1997
18	Geoff Noisy, Nevada (Arkansas St.)	Nov. 16, 1996
18	Albert Connell, Texas A&M (Colorado)	Sept. 28, 1996
18	Alex Van Dyke, Nevada (UNLV)	Oct. 28, 1995
18	Alex Van Dyke, Nevada (Toledo)	Sept. 23, 1995
18	Richard Woodley, TCU (Texas Tech)	Nov. 10, 1990
18	Mark Templeton (RB), Long Beach St. (Utah St.)	Nov. 1, 1986
18	Howard Twilley, Tulsa (Southern Ill.)	Oct. 30, 1965
17	Trevor Insley, Nevada (Colorado St.)	Sept. 11, 1999
17	Willie Goshka, Auburn (Arkansas)	Oct. 28, 1995
17	Chad Mackey, Louisiana Tech (Nevada)	Oct. 21, 1995
17	Curtis Shearer, San Diego St. (Air Force)	Oct. 1, 1994
17	Loren Richey, Utah (UTEP)	Nov. 29, 1986
17	Keith Edwards, Vanderbilt (Georgia)	Oct. 15, 1983
17	Jon Harvey, Northwestern (Michigan)	Oct. 23, 1982
17	Don Roberts, San Diego St. (California)	Sept. 18, 1982
17	Tom Reynolds, San Diego St. (Utah St.)	Oct. 22, 1971
17	Mike Mikolayunas, Davidson (Richmond)	Oct. 11, 1969
17	Jerry Hendren, Idaho (Southern Miss.)	Oct. 4, 1969
17	Emilio Vallez, New Mexico (New Mexico St.)	Oct. 27, 1967
17	Chuck Hughes, UTEP (Arizona St.)	Oct. 30, 1965

CAREER YARDS

Player, Team	Years	Rec.	Yards	Avg.	TD
Trevor Insley, Nevada	1996-99	298	*5,005	16.8	35
Marcus Harris, Wyoming	1993-96	259	4,518	17.4	38
Rashaun Woods, Oklahoma St.	2000-03	293	4,414	15.1	42
Ryan Yarborough, Wyoming	1990-93	229	4,357	#19.0	42
Troy Edwards, Louisiana Tech	1996-98	280	4,352	15.5	*50
Aaron Turner, Pacific	1989-92	266	4,345	16.3	43
Terance Mathis, New Mexico	1985-87, 89	263	4,254	16.2	36
Geoff Noisy, Nevada	1995-98	295	4,249	14.4	21
Darius Watts, Marshall	2000-03	272	4,031	14.8	47
Troy Walters, Stanford	1996-99	244	3,986	16.3	26
Roy Williams, Texas	2000-03	241	3,866	16.0	36
Chad Mackey, Louisiana Tech	1993-96	264	3,789	14.4	22
Marc Zeno, Tulane	1984-87	236	3,725	15.8	25
Brandon Stokley, La.-Lafayette	1995-98	241	3,702	15.4	25
Arnold Jackson, Louisville	1997-00	*300	3,670	12.2	31
John Standeford, Purdue	2000-03	249	3,618	14.5	27
Steve Neal, Western Mich.	1997-00	235	3,599	15.3	27
Ron Sellers, Florida St.	1966-68	212	3,598	17.0	23
J.R. Tolver, San Diego St.	1999-02	262	3,572	13.6	18
James Newson, Oregon St.	2001-03	212	3,558	16.8	20
Reggie Williams, Washington	2001-03	238	3,536	14.9	22
Peter Warrick, Florida St.	1996-99	207	3,517	17.0	32
Eugene Baker, Kent St.	1995-98	229	3,513	15.3	35
Lee Evans, Wisconsin	1999, 01-03	172	3,382	19.7	26
Torry Holt, North Carolina St.	1995-98	191	3,379	17.7	31
Elmo Wright, Houston	1968-70	153	3,347	21.9	34
Howard Twilley, Tulsa	1963-65	261	3,343	12.8	32
Clarkston Hines, Duke	1986-89	189	3,318	17.6	38
Gerald Harp, Western Caro.	1977-80	197	3,305	16.8	26
Dan Bitson, Tulsa	1987-89, 91	163	3,300	20.2	29
Nate Burleson, Nevada	2000-02	248	3,293	13.3	22
Charlie Jones, Fresno St.	1992-95	181	3,260	18.0	25
Dennis Northcutt, Arizona	1996-99	223	3,252	14.5	24
Greg Primus, Colorado St.	1989-92	192	3,200	16.7	16
David Williams, Illinois	1983-85	245	3,195	13.0	22

Player, Team	Years	Rec.	Yards	Avg.	TD
Hart Lee Dykes, Oklahoma St.	1985-88	203	3,171	15.6	29
Bryan Rowley, Utah	\$1989-93	177	3,143	17.8	25
Darnay Scott, San Diego St.	1991-93	178	3,139	17.6	25
Rick Beasley, Appalachian St.	1978-80	178	3,124	17.6	23
Jerricho Cotchery, North Carolina St. ..	2000-03	200	3,119	15.6	21
Alex Van Dyke, Nevada.....	1994-95	227	3,100	13.7	26
Terrence Edwards, Georgia.....	1999-02	204	3,093	15.2	30
Kendall Newson, Middle Tenn.	1998-01	238	3,074	12.9	21
Kareem Kelly, Southern California.....	1999-02	201	3,071	15.3	15
Wes Welker, Texas Tech.....	2000-03	259	3,069	11.8	21
Eric Drage, Brigham Young	1990-93	162	3,065	18.9	29
Lloyd Hill, Texas Tech.....	1990-93	189	3,059	16.2	20
Mike Adams, Texas	1992-93, 95-96	177	3,032	17.1	16
Kevin Lockett, Kansas St.	1993-96	217	3,032	14.0	26
Carlos Francis, Texas Tech.....	2000-03	216	3,031	14.0	21
Bobby Engram, Penn St.	1991, 93-95	167	3,026	18.1	31

*Record. \$See page 10 for explanation. #Record for minimum 200 catches.

CAREER YARDS PER GAME


(Minimum 2,200 Yards; Player must have concluded his career)

Player, Team	Years	G	Yards	Yd.PG
Alex Van Dyke, Nevada.....	1994-95	22	3,100	*140.9
Troy Edwards, Louisiana Tech	1996-98	34	4,352	128.0
Kevin Curtis, Utah St.	2001-02	22	2,789	126.8
Manny Hazard, Houston	1989-90	21	2,635	125.5
Ron Sellers, Florida St.	1966-68	30	3,598	119.9
Bryan Reeves, Nevada.....	1992-93	21	2,476	117.9
Trevor Insley, Nevada.....	1996-99	44	*5,005	113.8
Nakia Jenkins, Utah St.	1996-97	22	2,483	112.9
Keyshawn Johnson, Southern California.....	1994-95	21	2,358	112.3
Elmo Wright, Houston	1968-70	30	3,347	111.6
Howard Twilley, Tulsa	1963-65	30	3,343	111.4
Chris Penn, Tulsa	1991, 93	22	2,370	107.7
Goeff Noisy, Nevada.....	1995-98	40	4,249	106.2
Jason Phillips, Houston.....	1987-88	22	2,319	105.4
Larry Fitzgerald, Pittsburgh.....	2002-03	26	2,677	103.0
Nate Burleson, Nevada.....	2000-02	32	3,293	102.9
Siaha Burley, UCF.....	1997-98	22	2,248	102.2
Brandon Stokley, La.-Lafayette.....	1995-98	37	3,702	100.1
James Newson, Oregon St.	2001-03	36	3,558	98.8
Aaron Turner, Pacific.....	1989-92	44	4,345	98.8
Reggie Williams, Washington.....	2001-03	36	3,536	98.2
Marcus Harris, Wyoming	1993-96	46	4,518	98.2
Rick Beasley, Appalachian St.	†1977-80	32	3,124	97.6
David Williams, Illinois.....	1982-85	33	3,195	96.8
Terance Mathis, New Mexico.....	1985-87,89	44	4,254	96.7
Troy Walters, Stanford	1996-99	42	3,986	94.9
Ryan Yarborough, Wyoming	1990-93	46	4,357	94.7
Darnay Scott, San Diego St.	1991-93	34	3,139	92.3
Rashaun Woods, Oklahoma St.	2000-03	48	4,414	92.0
Edell Shepherd, San Jose St.	2000-01	24	2,207	91.9
Eugene Baker, Kent St.	1995-98	39	3,513	90.1
Lloyd Hill, Texas Tech.....	1990-93	34	3,059	90.0

*Record. †Played defensive back in 1977.

CAREER TOUCHDOWN RECEPTIONS

Player, Team	Years	G	TD
Troy Edwards, Louisiana Tech	1996-98	34	*50
Darius Watts, Marshall	2000-03	48	47
Aaron Turner, Pacific.....	1989-92	44	43
Rashaun Woods, Oklahoma St.	2000-03	48	42
Ryan Yarborough, Wyoming	1990-93	46	42
Marcus Harris, Wyoming	1993-96	46	38
Clarkston Hines, Duke	1986-89	44	38
Roy Williams, Texas.....	2000-03	48	36
Terance Mathis, New Mexico	1985-87, 89	44	36
Trevor Insley, Nevada.....	1996-99	44	35
Eugene Baker, Kent St.	1995-98	39	35
Larry Fitzgerald, Pittsburgh.....	2002-03	26	34
Elmo Wright, Houston	1968-70	30	34
Ibn Green, Louisville (TE).....	1996-99	43	33
Peter Warrick, Florida St.	1996-99	43	32
David Boston, Ohio St.	1996-98	34	32
Steve Largent, Tulsa.....	1973-75	30	32
Howard Twilley, Tulsa	1963-65	30	32
Arnold Jackson, Louisville.....	1997-00	44	31
Torry Holt, North Carolina St.	1995-98	40	31
Chris Doering, Florida.....	1992-95	40	31
Lucious Davis, New Mexico St.	1992-95	42	31
Bobby Engram, Penn St.	1991, 93-95	42	31
Manny Hazard, Houston	1989-90	21	31
Mike Williams, Southern California.....	2002-03	26	30
Terrence Edwards, Georgia.....	1999-02	48	30
Brian Alford, Purdue.....	1994-97	38	30



Texas Tech Sports Information

Carlos Francis caught 216 passes for 3,031 yards and 21 touchdowns during his career at Texas Tech. He joined fellow Red Raiders Wes Welker and Nehemiah Glover as the first trio from the same team to each gain over 1,000 receiving yards in a season last year.

Player, Team	Years	G	TD
Sean Dawkins, California	1990-92	33	30
Desmond Howard, Michigan	1989-91	33	30
Jade Butcher, Indiana	1967-69	30	30
E.G. Green, Florida St.	1994-97	44	29
Ike Hilliard, Florida.....	1994-96	32	29
Jack Jackson, Florida.....	1992-94	34	29
Eric Drage, Brigham Young	1990-93	46	29
Dan Bitson, Tulsa	1987-89, 91	44	29
Hart Lee Dykes, Oklahoma St.	1985-88	41	29

*Record.

SEASON YARDS

Player, Team	Year	Rec.	Yards	Avg.	TD
Trevor Insley, Nevada.....	†1999	134	*2,060	15.4	13
Troy Edwards, Louisiana Tech.....	†1998	140	1,996	14.3	*27
Alex Van Dyke, Nevada	†1995	129	1,854	14.4	16
J.R. Tolver, San Diego St.	†2002	128	1,785	14.0	13
Howard Twilley, Tulsa.....	1965	134	1,779	13.3	16
Josh Reed, LSU.....	†2001	94	1,740	18.5	7
Ashley Lelie, Hawaii	2001	84	1,713	20.4	19
Troy Edwards, Louisiana Tech.....	†1997	102	1,707	16.7	13
Rashaun Woods, Oklahoma St.	2002	107	1,695	15.8	17
Manny Hazard, Houston.....	1989	*142	1,689	11.9	22
Larry Fitzgerald, Pittsburgh.....	†2003	92	1,672	18.2	22
Marcus Harris, Wyoming.....	†1996	109	1,650	15.1	13
Randy Moss, Marshall.....	1997	90	1,647	18.3	25
Nate Burleson, Nevada	2002	138	1,629	11.8	12
Torry Holt, North Carolina St.	1998	88	1,604	18.2	11
Aaron Turner, Pacific	†1991	92	1,604	17.4	18
Chris Penn, Tulsa	†1993	105	1,578	15.0	12
Kassim Osgood, San Diego St.	2002	108	1,552	8.3	8
Eugene Baker, Kent St.	1997	103	1,549	15.0	18
Lee Evans, Wisconsin.....	2001	75	1,545	20.6	9

Player, Team	Year	Rec.	Yards	Avg.	TD
Kevin Curtis, Utah St.	2001	100	1,531	15.3	10
Chuck Hughes, UTEP	1965	80	1,519	19.0	12
Ryan Yarborough, Wyoming	1993	67	1,512	22.6	16
Henry Ellard, Fresno St.	1982	62	1,510	†24.4	15
Geoff McArthur, California	2003	85	1,504	17.7	10
Edell Shepherd, San Jose St.	2001	83	1,500	18.1	14
Martin Nance, Miami (Ohio)	2003	90	1,498	16.6	11
Ron Sellers, Florida St.	1968	86	1,496	17.4	12
Chad Mackey, Louisiana Tech	1996	85	1,466	17.3	10
Troy Walters, Stanford	1999	74	1,456	19.7	10
Reggie Williams, Washington	2002	94	1,454	15.5	11
Jerry Hendren, Idaho	1969	95	1,452	15.3	12

*Record. †National champion. ††Record for minimum 50 catches.

SINGLE-GAME YARDS

Yds.	Player, Team (Opponent)	Date
405	Troy Edwards, Louisiana Tech (Nebraska)	Aug. 29, 1998
363	Randy Gatewood, UNLV (Idaho)	Sept. 17, 1994
349	Chuck Hughes, UTEP (North Texas)	Sept. 18, 1965
326	Nate Burleson, Nevada (San Jose St.)	Nov. 10, 2001
322	Rick Eber, Tulsa (Idaho St.)	Oct. 7, 1967
318	Harry Wood, Tulsa (Idaho St.)	Oct. 7, 1967
316	Jeff Evans, New Mexico St. (Southern Ill.)	Sept. 30, 1978
314	Alex Van Dyke, Nevada (San Jose St.)	Nov. 18, 1995
310	Chad Mackey, Louisiana Tech (Toledo)	Oct. 19, 1996
301	Chris Daniels, Purdue (Michigan St.)	Oct. 16, 1999
297	Aaron Jones, Utah St. (Boise St.)	Nov. 11, 2000
297	Brian Oliver, Ball St. (Toledo)	Oct. 9, 1993
296	J.R. Tolver, San Diego St. (Arizona St.)	Sept. 14, 2002
296	Geoffery Noisy, Nevada (Utah St.)	Nov. 9, 1996
293	Josh Reed, LSU (Alabama)	Nov. 23, 2001
290	Tom Reynolds, San Diego St. (Utah St.)	Oct. 22, 1971
289	Wesley Walker, California (San Jose St.)	Oct. 2, 1976
288	Mike Siani, Villanova (Xavier [Ohio])	Oct. 30, 1971
285	Ashley Lelie, Hawaii (Air Force)	Nov. 24, 2001
285	Thomas Lewis, Indiana (Penn St.)	Nov. 6, 1993
284	Lennie Johnson, Arkansas St. (Southwest Mo. St.)	Nov. 8, 1997
284	Don Clune, Pennsylvania (Harvard)	Oct. 30, 1971
283	J.R. Tolver, San Diego St. (Hawaii)	Dec. 7, 2002
283	Geoff Noisy, Nevada (New Mexico St.)	Oct. 10, 1998
283	Jeremy McDaniel, Arizona (California)	Nov. 2, 1996
283	Chris Castor, Duke (Wake Forest)	Nov. 6, 1982
282	Larry Willis, Fresno St. (Montana St.)	Nov. 17, 1984
280	Will Blackwell, San Diego St. (California)	Sept. 14, 1996

ANNUAL CHAMPIONS

Year	Player, Team	Class	Rec.	Yards	TD
1937	Jim Benton, Arkansas	Sr.	48	814	7
1938	Sam Boyd, Baylor	Sr.	32	537	—
1939	Ken Kavanaugh, LSU	Sr.	30	467	—
1940	Eddie Bryant, Virginia	So.	30	222	2
1941	Hank Stanton, Arizona	Sr.	50	820	—
1942	Bill Rogers, Texas A&M	Sr.	39	432	—
1943	Neil Armstrong, Oklahoma St.	Fr.	39	317	—
1944	Reid Moseley, Georgia	So.	32	506	—
1945	Reid Moseley, Georgia	Jr.	31	662	—
1946	Neil Armstrong, Oklahoma St.	Sr.	32	479	1
1947	Barney Poole, Mississippi	Jr.	52	513	8
1948	Johnny "Red" O'Quinn, Wake Forest	Jr.	39	605	7
1949	Art Weiner, North Carolina	Sr.	52	762	7
1950	Gordon Cooper, Denver	Jr.	46	569	8
1951	Dewey McConnell, Wyoming	Sr.	47	725	9
1952	Ed Brown, Fordham	Sr.	57	774	6
1953	John Carson, Georgia	Sr.	45	663	4
1954	Jim Hanifan, California	Sr.	44	569	7
1955	Hank Burnine, Missouri	Sr.	44	594	2
1956	Art Powell, San Jose St.	So.	40	583	5
1957	Stuart Vaughan, Utah	Sr.	53	756	5
1958	Dave Hibbert, Arizona	Jr.	61	606	4
1959	Chris Burford, Stanford	Sr.	61	756	6
1960	Hugh Campbell, Washington St.	So.	66	881	10
1961	Hugh Campbell, Washington St.	Jr.	53	723	5
1962	Vern Burke, Oregon St.	Jr.	69	1,007	10
1963	Lawrence Elkins, Baylor	Jr.	70	873	8
1964	Howard Twilley, Tulsa	Jr.	95	1,178	13
1965	Howard Twilley, Tulsa	Sr.	134	1,779	16
1966	Glenn Meltzer, Wichita St.	So.	91	1,115	4
1967	Bob Goodridge, Vanderbilt	Sr.	79	1,114	6
1968	Ron Sellers, Florida St.	Sr.	86	1,496	12
1969	Jerry Hendren, Idaho	Sr.	95	1,452	12

Beginning in 1970, ranked on per-game (instead of total) catches

1970	Mike Mikolayunas, Davidson	Sr.	10	87	8.7	1,128	8
1971	Tom Reynolds, San Diego St.	Sr.	10	67	6.7	1,070	7

Year	Player, Team	Class	G	Rec.	Avg.	Yards	TD
1972	Tom Forzani, Utah St.	Sr.	11	85	7.7	1,169	8
1973	Jay Miller, Brigham Young	So.	11	100	9.1	1,181	8
1974	Dwight McDonald, San Diego St.	Sr.	11	86	7.8	1,157	7
1975	Bob Farnham, Brown	Jr.	9	56	6.2	701	2
1976	Billy Ryckman, Louisiana Tech	Sr.	11	77	7.0	1,382	10
1977	Wayne Tolleson, Western Caro.	Sr.	11	73	6.6	1,101	7
1978	Dave Petzke, Northern Ill.	Sr.	11	91	8.3	1,217	11
1979	Rick Beasley, Appalachian St.	Jr.	11	74	6.7	1,205	12
1980	Dave Young, Purdue	Sr.	11	67	6.1	917	8
1981	Pete Harvey, North Texas	Sr.	9	57	6.3	743	3
1982	Vincent White, Stanford	Sr.	10	68	6.8	677	8
1983	Keith Edwards, Vanderbilt	Jr.	11	97	8.8	909	8
1984	David Williams, Illinois	Jr.	11	101	9.2	1,278	8
1985	Rodney Carter, Purdue	Sr.	11	98	8.9	1,099	4
1986	Mark Templeton, Long Beach St. (RB)	Sr.	11	99	9.0	688	2
1987	Jason Phillips, Houston	Jr.	11	99	9.0	875	3
1988	Jason Phillips, Houston	Sr.	11	108	9.8	1,444	15
1989	Manny Hazard, Houston	Jr.	11	*142	12.9	1,689	22

Beginning in 1990, ranked on both per-game catches and yards per game

PER-GAME CATCHES

Year	Player, Team	Class	G	Rec.	Avg.	Yards	TD
1990	Manny Hazard, Houston	Sr.	10	78	7.8	946	9
1991	Fred Gilbert, Houston	Jr.	11	106	9.6	957	7
1992	Sherman Smith, Houston	Jr.	11	103	9.4	923	6
1993	Chris Penn, Tulsa	Sr.	11	105	9.6	1,578	12
1994	Alex Van Dyke, Nevada	Jr.	11	98	8.9	1,246	10
1995	Alex Van Dyke, Nevada	Sr.	11	129	11.7	1,854	16
1996	Diamond Wilkins, Nevada	Sr.	11	114	10.4	1,121	4
1997	Eugene Baker, Kent St.	Jr.	11	103	9.4	1,549	18
1998	Troy Edwards, Louisiana Tech	Sr.	12	140	11.7	1,996	*27
1999	Trevor Insley, Nevada	Sr.	11	134	12.2	*2,060	13
2000	James Jordan, Louisiana Tech	Jr.	12	109	9.1	1,003	4
2001	Kevin Curtis, Utah St.	Jr.	11	100	9.1	1,531	10
2002	Nate Burleson, Nevada	Sr.	12	138	11.5	1,629	12
2003	Lance Moore, Toledo	Jr.	12	103	8.6	1,194	9

YARDS PER GAME

Year	Player, Team	Class	G	Rec.	Yards	Avg.	TD
1990	Patrick Rowe, San Diego St.	Jr.	11	71	1,392	126.6	8
1991	Aaron Turner, Pacific (Cal.)	Jr.	11	92	1,604	145.8	18
1992	Lloyd Hill, Texas Tech	Jr.	11	76	1,261	114.6	12
1993	Chris Penn, Tulsa	Sr.	11	105	1,578	143.5	12
1994	Marcus Harris, Wyoming	So.	12	71	1,431	119.3	11
1995	Alex Van Dyke, Nevada	Sr.	11	129	1,854	168.6	16
1996	Marcus Harris, Wyoming	Sr.	12	109	1,650	137.5	13
1997	Troy Edwards, Louisiana Tech	Jr.	11	102	1,707	155.2	13
1998	Troy Edwards, Louisiana Tech	Sr.	12	140	1,996	166.3	*27
1999	Trevor Insley, Nevada	Sr.	11	134	*2,060	*187.3	13
2000	Antonio Bryant, Pittsburgh	So.	10	68	1,302	130.2	11
2001	Josh Reed, LSU	Jr.	12	94	1,740	145.0	7
2002	J.R. Tolver, San Diego St.	Sr.	13	128	1,785	137.3	13
2003	Larry Fitzgerald, Pittsburgh	So.	13	92	1,672	128.6	22

*Record.

Scoring

CAREER POINTS PER GAME

(Minimum 225 Points; Player must have concluded his career)

Player, Team	Years	G	TD	Scored FG	Pts.	Pt.PG	
Marshall Faulk, San Diego St.	1991-93	31	†62	4	0	†376	*12.1
Ed Marinaro, Cornell	1969-71	27	52	6	0	318	11.8
Bill Burnett, Arkansas	1968-70	26	49	0	0	294	11.3
Steve Owens, Oklahoma	1967-69	30	56	0	0	336	11.2
Eddie Talboom, Wyoming	1948-50	28	34	99	0	303	10.8
Travis Prentice, Miami (Ohio)	1996-99	44	*78	0	0	*468	10.6
Troy Edwards, Louisiana Tech	1996-98	34	57	0	0	342	10.1
Howard Twilley, Tulsa	1963-65	26	32	67	0	259	10.0
Tom Harmon, Michigan	1938-40	24	33	33	2	237	9.9
Ricky Williams, Texas	1995-98	46	75	2	0	452	9.8
Lee Suggs, Virginia Tech	1999-02	35	56	0	0	336	9.6
Glenn Davis, Army	1943-46	37	59	0	0	354	9.6
Johnny Bright, Drake	1949-51	25	40	0	0	240	9.6
Anthony Thompson, Indiana	1986-89	41	65	4	0	394	9.6
Roman Anderson, Houston	1988-91	44	0	213	70	423	9.6
Stacey Robinson, Northern Ill. (QB)	1988-90	25	38	6	0	234	9.4
Floyd Little, Syracuse	1964-66	30	46	2	0	278	9.3
Anthony Davis, Southern California	1972-74	33	50	2	0	302	9.2
Felix "Doc" Blanchard, Army	1944-46	25	38	3	0	231	9.2

*Record. †Three-year totals record.

SEASON POINTS PER GAME

Player, Team	Years	G	Extra Pts.			Pts.	Pt.PG
			TD	Scored	FG		
Barry Sanders, Oklahoma St.	†1988	11	*39	0	0	*234	*21.3
Bobby Reynolds, Nebraska	†1950	9	22	25	0	157	17.4
Art Luppino, Arizona	†1954	10	24	22	0	166	16.6
Ed Marinaro, Cornell	†1971	9	24	4	0	148	16.4
Lydell Mitchell, Penn St.	1971	11	29	0	0	174	15.8
Marshall Faulk, San Diego St.	†1991	9	23	2	0	140	15.6
Troy Edwards, Louisiana Tech	†1998	12	31	0	0	186	15.5
Luke Staley, Brigham Young	†2001	11	28	2	0	170	15.5
Byron "Whizzer" White, Colorado	†1937	8	16	23	1	122	15.3
Lee Suggs, Virginia Tech	†2000	11	28	0	0	168	15.3
Ricky Williams, Texas	1998	11	28	0	0	168	15.3

*Record. †National champion.

CAREER POINTS (Non-Kickers)

Player, Team	Years	TD	Extra Pts.			Pts.
			Scored	FG		
Travis Prentice, Miami (Ohio)	1996-99	*78	0	0	*468	
Ricky Williams, Texas	1995-98	75	2	0	452	
Brock Forsey, Boise St.	1999-02	68	0	0	408	
Anthony Thompson, Indiana	1986-89	65	4	0	394	
Ron Dayne, Wisconsin	1996-99	63	0	0	378	
Marshall Faulk, San Diego St.	1991-93	†62	4	0	†376	
Eric Crouch, Nebraska (QB)	1998-01	59	20	0	374	
Dwone Hicks, Middle Tenn.	1999-02	59	4	0	358	
Tony Dorset, Pittsburgh	1973-76	59	2	0	356	
Glenn Davis, Army	1943-46	59	0	0	354	
Ken Simonton, Oregon St.	1998-01	57	4	0	346	
Troy Edwards, Louisiana Tech	1995-98	57	0	0	342	
Art Luppino, Arizona	1953-56	48	49	0	337	
Lee Suggs, Virginia Tech	1999-02	56	0	0	336	
Chris Lemon, Nevada	1996-99	56	0	0	336	
Steve Owens, Oklahoma	1967-69	56	0	0	336	
Wilford White, Arizona St.	1947-50	48	27	4	327	
LaDainian Tomlinson, TCU	1997-00	54	0	0	324	
Skip Hicks, UCLA	\$1993-97	54	0	0	324	
Barry Sanders, Oklahoma St.	1986-88	54	0	0	324	
Allen Pinkett, Notre Dame	1982-85	53	2	0	320	
Kevin Faulk, LSU	1995-98	53	0	0	318	
Pete Johnson, Ohio St.	1973-76	53	0	0	318	
Ed Marinaro, Cornell	1969-71	52	6	0	318	
Herschel Walker, Georgia	1980-82	52	2	0	314	
James Gray, Texas Tech	1986-89	52	0	0	312	
Mike Rozier, Nebraska	1981-83	52	0	0	312	
Ted Brown, North Carolina St.	1975-78	51	6	0	312	
Leon Johnson, North Carolina	1993-96	50	3	0	306	
John Harvey, UTEP	1985-88	51	0	0	306	
Eddie Talboom, Wyoming	1948-50	34	99	0	303	
Shaun Alexander, Alabama	1996-99	50	2	0	302	
Anthony Davis, Southern California	1972-74	50	2	0	302	
Anthony Thomas, Michigan	1997-00	50	0	0	300	
Dalton Hilliard, LSU	1982-85	50	0	0	300	
Billy Sims, Oklahoma	\$1975-79	50	0	0	300	

*Record. \$See page 10 for explanation. †Three-year totals record.

CAREER POINTS (Kickers)

Player, Team	Years	PAT	PAT Att.	FG	FG Att.	Pts.
Roman Anderson, Houston	1988-91	213	217	70	101	423
Billy Bennett, Georgia	2000-03	148	151	*87	*110	409
Carlos Huerta, Miami (Fla.)	1988-91	178	181	73	91	397
Jason Elam, Hawaii	\$1988-92	158	161	79	100	395
Derek Schmidt, Florida St.	1984-87	174	178	73	102	393
Kris Brown, Nebraska	1995-98	*217	*222	57	77	388
Shayne Graham, Virginia Tech	1996-99	167	169	68	93	371
Jeff Hall, Tennessee	1995-98	188	202	61	89	371
Steve Azar, Northern Ill.	2000-03	151	158	73	92	370
Jeff Chandler, Florida	\$1997-01	167	180	67	80	368
Luis Zendejas, Arizona St.	1981-84	134	135	78	105	368
Nate Kaeding, Iowa	2000-03	165	168	63	78	^360
Jeff Jaeger, Washington	1983-86	118	123	80	99	358
John Lee, UCLA	1982-85	116	117	79	92	353
Max Zendejas, Arizona	1982-85	122	124	77	104	353
Kevin Butler, Georgia	1981-84	122	125	77	98	353
Derek Mahoney, Fresno St.	1995-93	216	*222	45	63	351
Martin Gramatica, Kansas St.	1994-95, 97-98	187	192	54	70	349
Nick Calaycay, Boise St.	1999-02	213	*222	45	56	348
Philip Doyle, Alabama	1987-90	105	108	78	105	†345
Josh Scobee, Louisiana Tech	2000-03	144	152	65	91	339

Player, Team	Years	PAT	PAT Att.	FG	FG Att.	Pts.
Phil Dawson, Texas	1994-97	162	170	59	79	339
Andy Trakas, San Diego St.	1989-92	170	178	56	82	338
Nathan Trout, Syracuse	1996-99	187	195	49	65	334
Owen Pochman, Brigham Young	1997-00	135	139	66	91	333
John Anderson, Washington	1999-02	148	158	61	91	331
Dan Stultz, Ohio St.	1997-00	161	169	56	82	329
Travis Dorsch, Purdue	1998-01	140	149	62	87	326
Scott Bentley, Florida St.	1993-96	200	215	42	61	326
Michael Proctor, Alabama	1992-95	131	132	65	91	326
Barry Belli, Fresno St.	1984-87	116	123	70	99	326
Kyle Bryant, Texas A&M	1994-97	145	152	60	85	325
†Nick Novak, Maryland	2001-03	132	138	64	85	324
Sebastian Janikowski, Florida St.	1997-99	125	128	66	83	323
Jason Hanson, Washington St.	1988-91	136	141	62	95	322
Drew Dunning, Washington St.	2000-03	129	140	64	84	321
R.D. Lashar, Oklahoma	1987-90	194	200	42	60	320
Collin Mackie, South Carolina	1987-90	112	113	69	95	319
John Becksvoort, Tennessee	1991-94	161	161	52	75	317
Josh Brown, Nebraska	1999-02	186	190	43	62	315
Aaron Hunt, Clemson	2000-03	155	163	53	72	314
Cary Blanchard, Oklahoma St.	1987-90	150	151	54	73	#314
Fuad Reveiz, Tennessee	1981-84	101	103	71	95	314
Sean Fleming, Wyoming	1988-91	150	155	54	92	312
Van Tilfin, Alabama	1983-86	135	135	59	87	312
Carter Warley, Virginia Tech	2000-03	191	196	39	63	308
Kris Stockton, Texas	1996, 98-00	134	139	58	77	308
Jess Atkinson, Maryland	1981-84	128	131	60	82	308
Brad Selent, Western Mich.	1997-00	157	165	50	74	307
Gary Gussman, Miami (Ohio)	1984-87	102	104	68	94	306
Greg Cox, Miami (Fla.)	1984-87	162	169	47	64	303
Peter Holt, San Diego St.	1993-96	158	169	48	72	302
Dan Eichloff, Kansas	1990-93	116	119	62	87	302
Nick Browne, TCU	2001-03	104	107	65	83	301
Cory Wedel, Wyoming	1994-97	139	140	54	73	301

*Record. \$See page 10 for explanation. ^Includes one TD rushing. †Includes one TD reception. #Includes one two-point conversion. ‡Active player.

SEASON POINTS

Player, Team	Year	TD	Extra Pts.	Scored	FG	Pts.
Barry Sanders, Oklahoma St.	†1988	*39	0	0	0	*234
Brock Forsey, Boise St.	†2002	32	0	0	0	192
Troy Edwards, Louisiana Tech	†1998	31	0	0	0	186
Mike Rozier, Nebraska	†1983	29	0	0	0	174
Lydell Mitchell, Penn St.	1971	29	0	0	0	174
Luke Staley, Brigham Young	†2001	28	2	0	0	170
Willis McGahee, Miami (Fla.)	2002	28	0	0	0	168
Lee Suggs, Virginia Tech	†2000	28	0	0	0	168
Ricky Williams, Texas	1998	28	0	0	0	168
Art Luppino, Arizona	†1954	24	22	0	0	166
Bobby Reynolds, Nebraska	†1950	22	25	0	0	157
Anthony Thompson, Indiana	†1989	25	4	0	0	154
Ricky Williams, Texas	†1997	25	2	0	0	152
Randy Moss, Marshall	1997	25	2	0	0	152
Fred Wendt, UTEP	†1948	20	32	0	0	152
Skip Hicks, UCLA	1997	25	0	0	0	150
Travis Prentice, Miami (Ohio)	1997	25	0	0	0	150
Pete Johnson, Ohio St.	†1975	25	0	0	0	150

*Record. †National champion.

SINGLE-GAME POINTS

No.	Player, Team (Opponent)	Date
48	Howard Griffith, Illinois (Southern Ill.)	Sept. 22, 1990
44	Marshall Faulk, San Diego St. (Pacific)	Sept. 14, 1991
43	Jim Brown, Syracuse (Colgate)	Nov. 17, 1956
42	Rashaun Woods, Oklahoma St. (Southern Methodist)	Sept. 20, 2003
42	Arnold "Showboat" Boykin, Mississippi (Mississippi St.)	Dec. 1, 1951
42	Fred Wendt, UTEP (New Mexico St.)	Nov. 25, 1948
38	Dick Bass, Pacific, Cal. (San Diego St.)	Nov. 22, 1958
37	Jimmy Nutter, Wichita St. (Northern St.)	Oct. 22, 1949
36	Carnell Williams, Auburn (Mississippi St.)	Oct. 18, 2003
36	Craig Candeto, Navy (Army)	Dec. 7, 2002
36	Willis McGahee, Miami (Fla.) (Virginia Tech)	Dec. 7, 2002
36	Jonathan Golden, Baylor (Samford)	Sept. 7, 2002
36	Chance Kretschmer, Nevada (UTEP)	Nov. 24, 2001
36	Chris Brown, Colorado (Nebraska)	Nov. 23, 2001
36	Levron Williams, Indiana (Michigan St.)	Nov. 10, 2001
36	Quentin Griffin, Oklahoma (Texas)	Oct. 7, 2000
36	Dwone Hicks, Middle Tenn. (Louisiana Tech)	Oct. 7, 2000
36	LaDainian Tomlinson, TCU (UTEP)	Nov. 20, 1999
36	Ricky Williams, Texas (Rice)	Sept. 26, 1998
36	Ricky Williams, Texas (New Mexico St.)	Sept. 5, 1998

No.	Player, Team (Opponent)	Date
36	Scott Harley, East Caro. (Ohio)	Nov. 16, 1996
36	Antowain Smith, Houston (Southern Miss.)	Nov. 9, 1996
36	Madre Hill, Arkansas (South Carolina)	Sept. 9, 1995
36	Calvin Jones, Nebraska (Kansas)	Nov. 9, 1991
36	Blake Ezor, Michigan St. (Northwestern)	Nov. 18, 1989
36	Dee Dowis, Air Force (San Diego St.)	Sept. 2, 1989
36	Kelvin Bryant, North Carolina (East Caro.)	Sept. 12, 1981
36	Andre Herrera, Southern Ill. (Northern Ill.)	Oct. 23, 1976
36	Anthony Davis, Southern California (Notre Dame)	Dec. 2, 1972
36	Tim Delaney, San Diego St. (New Mexico St.)	Nov. 15, 1969
36	Tom Francisco, Virginia Tech (VMI)	Nov. 24, 1966
36	Howard Twilley, Tulsa (Louisville)	Nov. 6, 1965
36	Pete Pedro, West Tex. A&M (UTEP)	Sept. 30, 1961
36	Tom Powers, Duke (Richmond)	Oct. 21, 1950

ANNUAL CHAMPIONS

Year	Player, Team	Class	TD	Scored	FG	Pts.
1937	Byron "Whizzer" White, Colorado	Sr.	16	23	1	122
1938	Parker Hall, Mississippi	Sr.	11	7	0	73
1939	Tom Harmon, Michigan	Jr.	14	15	1	102
1940	Tom Harmon, Michigan	Sr.	16	18	1	117
1941	Bill Dudley, Virginia	Sr.	18	23	1	134
1942	Bob Steuber, Missouri	Sr.	18	13	0	121
1943	Steve Van Buren, LSU	Sr.	14	14	0	98
1944	Glenn Davis, Army	So.	20	0	0	120
1945	Felix "Doc" Blanchard, Army	Jr.	19	1	0	115
1946	Gene Roberts, Chattanooga	Sr.	18	9	0	117
1947	Lou Gambino, Maryland	Jr.	16	0	0	96
1948	Fred Wendt, UTEP	Sr.	20	32	0	152
1949	George Thomas, Oklahoma	Sr.	19	3	0	117
1950	Bobby Reynolds, Nebraska	So.	22	25	0	157
1951	Ollie Matson, San Francisco	Sr.	21	0	0	126
1952	Jackie Parker, Mississippi St.	Jr.	16	24	0	120
1953	Earl Lindley, Utah St.	Sr.	13	3	0	81
1954	Art Luppino, Arizona	So.	24	22	0	166
1955	Jim Swink, TCU	Jr.	20	5	0	125
1956	Clendon Thomas, Oklahoma	Jr.	18	0	0	108
1957	Leon Burton, Arizona St.	Jr.	16	0	0	96
1958	Dick Bass, Pacific	Jr.	18	8	0	116
1959	Pervis Atkins, New Mexico St.	Jr.	17	5	0	107
1960	Bob Gaiters, New Mexico St.	Sr.	23	7	0	145
1961	Jim Pilot, New Mexico St.	So.	21	12	0	138
1962	Jerry Logan, West Tex. A&M	Sr.	13	32	0	110
1963	Cosmo Iacavazzi, Princeton	Jr.	14	0	0	84
1963	Dave Casinelli, Memphis	Sr.	14	0	0	84
1964	Brian Piccolo, Wake Forest	Sr.	17	9	0	111
1965	Howard Twilley, Tulsa	Sr.	16	31	0	127
1966	Ken Hebert, Houston	Jr.	11	41	2	113
1967	Leroy Keyes, Purdue	Jr.	19	0	0	114
1968	Jim O'Brien, Cincinnati	Jr.	12	31	13	142
1969	Steve Owens, Oklahoma	Sr.	23	0	0	138

Beginning in 1970, ranked on per-game (instead of total) points

Year	Player, Team	Class	G	TD	Scored	FG	Pts.	Avg.
1970	Brian Bream, Air Force	Jr.	10	20	0	0	120	12.0
	Gary Kosins, Dayton	Jr.	9	18	0	0	108	12.0
1971	Ed Marinaro, Cornell	Sr.	9	24	4	0	148	16.4
1972	Harold Henson, Ohio St.	So.	10	20	0	0	120	12.0
1973	Jim Jennings, Rutgers	Jr.	11	21	2	0	128	11.6
1974	Bill Marek, Wisconsin	Jr.	9	19	0	0	114	12.7
1975	Pete Johnson, Ohio St.	Jr.	11	25	0	0	150	13.6
1976	Tony Dorsett, Pittsburgh	Sr.	11	22	2	0	134	12.2
1977	Earl Campbell, Texas	Sr.	11	19	0	0	114	10.4
1978	Billy Sims, Oklahoma	Jr.	11	20	0	0	120	10.9
1979	Billy Sims, Oklahoma	Sr.	11	22	0	0	132	12.0
1980	Sammy Winder, Southern Miss.	Jr.	11	20	0	0	120	10.9
1981	Marcus Allen, Southern California	Sr.	11	23	0	0	138	12.5
1982	Greg Allen, Florida St.	So.	11	21	0	0	126	11.5
1983	Mike Rozier, Nebraska	Sr.	12	29	0	0	174	14.5
1984	Keith Byars, Ohio St.	Jr.	11	24	0	0	144	13.1
1985	Bernard White, Bowling Green	Jr.	11	19	0	0	114	10.4
1986	Steve Bartalo, Colorado St.	Sr.	11	19	0	0	114	10.4
1987	Paul Hewitt, San Diego St.	Jr.	12	24	0	0	144	12.0
1988	Barry Sanders, Oklahoma St.	Jr.	11	*39	0	0	*234	*21.3
1989	Anthony Thompson, Indiana	Sr.	11	25	4	0	154	14.0
1990	Stacey Robinson, Northern Ill. (QB)	Sr.	11	19	6	0	120	10.9
1991	Marshall Faulk, San Diego St.	Jr.	9	23	2	0	140	15.6
1992	Garrison Hearst, Georgia	Jr.	11	21	0	0	126	11.5
1993	Byron Morris, Texas Tech	Jr.	11	22	2	0	134	12.2
1994	Rashaan Salaam, Colorado	Jr.	11	24	0	0	144	13.1
1995	Eddie George, Ohio St.	Sr.	12	24	0	0	144	12.0
1996	Corey Dillon, Washington	Jr.	11	23	0	0	138	12.6
1997	Ricky Williams, Texas	Jr.	11	25	2	0	152	13.8

Year	Player, Team	Class	G	TD	Scored	FG	Pts.	Avg.
1998	Troy Edwards, Louisiana Tech	Sr.	12	31	0	0	186	15.5
1999	Shaun Alexander, Alabama	Sr.	11	24	0	0	144	13.1
2000	Lee Suggs, Virginia Tech	So.	11	28	0	0	168	15.3
2001	Luke Staley, Brigham Young	Jr.	11	28	2	0	170	15.5
2002	Brock Forsey, Boise St.	Sr.	13	32	0	0	192	14.8
2003	Patrick Cobbs, North Texas	Jr.	11	21	0	0	126	11.5

*Record.

Interceptions

CAREER INTERCEPTIONS

Player, Team	Years	No.	Yards	Avg.
Al Brosky, Illinois	1950-52	*29	356	12.3
Martin Bayless, Bowling Green	1980-83	27	266	9.9
John Provost, Holy Cross	1972-74	27	470	17.4
Tracy Saul, Texas Tech	1989-92	25	425	17.0
Tony Thurman, Boston College	1981-84	25	221	8.8
Tom Curtis, Michigan	1967-69	25	440	17.6
Jeff Nixon, Richmond	1975-78	23	377	16.4
Bennie Blades, Miami (Fla.)	1984-87	22	355	16.1
Jim Bolding, East Caro.	1973-76	22	143	6.5
Terrell Buckley, Florida St.	1989-91	21	*501	23.9
Chuck Cecil, Arizona	1984-87	21	241	11.5
Barry Hill, Iowa St.	1972-74	21	202	9.6
Mike Sensibaugh, Ohio St.	1968-70	21	226	10.8
Kevin Smith, Texas A&M	1988-91	20	289	14.5
Mark Collins, Cal St. Fullerton	1982-85	20	193	9.7
Anthony Young, Temple	1981-84	20	230	11.5
Chris Williams, LSU	1977-80	20	91	4.6
Charles Jefferson, McNeese St.	1975-78	20	95	4.8
Artimus Parker, Southern California	1971-73	20	268	13.4
Dave Atkinson, Brigham Young	1971-73	20	222	11.1
Jackie Wallace, Arizona	1970-72	20	250	12.5
Tom Wilson, Colgate	1964-66	20	215	10.8
Lynn Chandnois, Michigan St.	1946-49	20	410	20.5
Bobby Wilson, Mississippi	1946-49	20	369	18.5

*Record.

SEASON INTERCEPTIONS

Player, Team	Year	No.	Yards
Al Worley, Washington	↑1968	*14	130
George Shaw, Oregon	↑1951	13	136
Terrell Buckley, Florida St.	↑1991	12	238
Cornelius Price, Houston	↑1989	12	187
Bob Navarro, Eastern Mich.	↑1989	12	73
Tony Thurman, Boston College	↑1984	12	99
Terry Hoage, Georgia	↑1982	12	51
Frank Polito, Villanova	↑1971	12	261
Bill Albrecht, Washington	↑1951	12	140
Hank Rich, Arizona St.	↑1950	12	135

*Record. †National champion.

ANNUAL CHAMPIONS

Year	Player, Team	Class	No.	Yards
1938	Elmer Tarbox, Texas Tech	Sr.	11	89
1939	Harold Van Every, Minnesota	Sr.	8	59
1940	Dick Morgan, Tulsa	Jr.	7	210
1941	Bobby Robertson, Southern California	Sr.	9	126
1942	Ray Evans, Kansas	Jr.	10	76
1943	Jay Stoves, Washington	Sr.	7	139
1944	Jim Hardy, Southern California	Sr.	8	73
1945	Jake Leicht, Oregon	So.	9	195
1946	Larry Hatch, Washington	So.	8	114
1947	John Bruce, William & Mary	Jr.	9	78
1948	Jay Van Noy, Utah St.	Jr.	8	228
1949	Bobby Wilson, Mississippi	Sr.	10	70
1950	Hank Rich, Arizona St.	Sr.	12	135
1951	George Shaw, Oregon	Fr.	13	136
1952	Cecil Ingram, Alabama	Jr.	10	163
1953	Bob Garrett, Stanford	Sr.	9	80
1954	Gary Glick, Colorado St.	Jr.	8	168
1955	Sam Wesley, Oregon St.	Jr.	7	61
1956	Jack Hill, Utah St.	Sr.	7	132
1957	Ray Toole, North Texas	Sr.	7	133
1958	Jim Norton, Idaho	Jr.	9	222
1959	Bud Whitehead, Florida St.	Jr.	6	111
1960	Bob O'Billovich, Montana	Jr.	7	71
1961	Joe Zuger, Arizona St.	Sr.	10	121
1962	Byron Beaver, Houston	Sr.	10	56

Year	Player, Team	Class	No.	Yards
1963	Dick Kern, William & Mary	Sr.	8	116
1964	Tony Carey, Notre Dame	Jr.	8	121
1965	Bob Sullivan, Maryland	Sr.	10	61
1966	Henry King, Utah St.	Sr.	11	180
1967	Steve Halerius, West Tex. A&M	Sr.	11	90
1968	Al Worley, Washington	Sr.	*14	130
1969	Seth Miller, Arizona St.	Sr.	11	63

Beginning in 1970, ranked on per-game (instead of total) number

Year	Player, Team	Class	G	No.	Avg.	Yards
1970	Mike Sensibaugh, Ohio St.	Sr.	8	8	1.00	40
1971	Frank Polito, Villanova	So.	10	12	1.20	261
1972	Mike Townsend, Notre Dame	Jr.	10	10	1.00	39
1973	Mike Gow, Illinois	Jr.	11	10	0.91	142
1974	Mike Haynes, Arizona St.	Jr.	11	10	0.91	115
1975	Jim Bolding, East Caro.	Jr.	10	10	1.00	51
1976	Anthony Francis, Houston	Jr.	11	10	0.91	118
1977	Paul Lawler, Colgate	Sr.	9	7	0.78	53
1978	Pete Harris, Penn St.	Jr.	11	10	0.91	155
1979	Joe Callan, Ohio	Sr.	9	9	1.00	110
1980	Ronnie Lott, Southern California	Sr.	11	8	0.73	166
	Steve McNamee, William & Mary	Sr.	11	8	0.73	125
	Greg Benton, Drake	Sr.	11	8	0.73	119
	Jeff Hipp, Georgia	Sr.	11	8	0.73	104
	Mike Richardson, Arizona St.	So.	11	8	0.73	89
	Vann McElroy, Baylor	Jr.	11	8	0.73	73
1981	Sam Shaffer, Temple	Sr.	10	9	0.90	76
1982	Terry Hoage, Georgia	Jr.	10	12	1.20	51
1983	Martin Bayless, Bowling Green	Sr.	11	10	0.91	64
1984	Tony Thurman, Boston College	Sr.	11	12	1.09	99
1985	Chris White, Tennessee	Sr.	11	9	0.82	168
	Kevin Walker, East Caro.	Sr.	11	9	0.82	155
1986	Bennie Blades, Miami (Fl.)	Jr.	11	10	0.91	128
1987	Keith McMeans, Virginia	Fr.	10	9	0.90	35
1988	Kurt Larson, Michigan St. (LB)	Sr.	11	8	0.73	78
	Andy Logan, Kent St.	Sr.	11	8	0.73	54
1989	Cornelius Price, Houston	Jr.	11	12	1.09	187
	Bob Navarro, Eastern Mich.	Jr.	11	12	1.09	73
1990	Jerry Parks, Houston	Jr.	11	8	0.73	124
1991	Terrell Buckley, Florida St.	Jr.	12	12	1.00	238
1992	Carlton McDonald, Air Force	Sr.	11	8	0.73	109
1993	Orlanda Thomas, La.-Lafayette	Jr.	11	9	0.82	84
1994	Aaron Beasley, West Virginia	Jr.	12	10	0.83	133
1995	Willie Smith, Louisiana Tech	Jr.	10	8	0.80	65
1996	Dre' Bly, North Carolina	Fr.	11	11	1.00	141
1997	Brian Lee, Wyoming	Sr.	11	8	0.73	103
1998	Jamar Fletcher, Wisconsin	Fr.	9	6	0.67	99
1999	Deltha O'Neal, California	Sr.	11	9	0.82	280
	Deon Grant, Tennessee	Jr.	11	9	0.82	167
	Rodregis Brooks, UAB	Jr.	11	9	0.82	152
2000	Dwight Smith, Akron	Sr.	11	10	0.91	208
	Anthony Floyd, Louisville	So.	11	10	0.91	152
2001	Edward Reed, Miami (Fl.)	Sr.	11	9	0.82	206
2002	Jim Leonhard, Wisconsin	So.	14	11	0.79	115
2003	Sean Taylor, Miami (Fl.)	Jr.	12	10	0.83	184

*Record.

Defensive Records

(Since 2000)

Total Tackles

CAREER TOTAL TACKLES PER GAME

(Min. 300 Total Tackles; Player must have concluded his career)

Player, Team	Years	G	Solo	Ast.	Total	Avg.
Hanik Milligan, Houston	2000-02	34	235	170	405	*11.91
Rod Davis, Southern Miss.	2000-03	47	*360	166	*526	11.21
Grant Wiley, West Virginia	2000-03	47	298	194	492	10.47
Dexter Reid, North Carolina	2000-03	47	304	162	466	9.91
John Leake, Clemson	2000-03	49	244	199	443	9.04
Akil Grant, Northern Ill.	2000-03	42	246	115	361	8.60
Nick Duffy, Northern Ill.	2000-03	39	236	103	339	8.69

*Record.

SEASON TOTAL TACKLES PER GAME

Player, Team	Year	G	Solo	Ast.	Total	Avg.
Rick Sherrod, West Virginia	†2001	10	102	54	156	*15.6
Hanik Milligan, Houston	2001	10	82	67	149	14.9



Houston Sports Information

Houston's Hanik Milligan holds the career per-game record for total tackles with an 11.91 average.

Player, Team	Year	G	Solo	Ast.	Total	Avg.
Levar Fisher, North Carolina St.	†2000	11	93	70	163	14.8
Kyle Kayden, West Virginia	2001	11	88	71	159	14.5
Jack Brewer, Minnesota	2001	11	89	66	155	14.1
Hunter Hillenmeyer, Vanderbilt	†2002	12	116	52	168	14.0
Nick Greisen, Wisconsin	2001	12	101	66	167	13.9
Pernell Griffin, East Caro.	2001	11	72	81	153	13.9
Dexter Reid, North Carolina	2002	12	107	59	166	13.8
Lawrence Flugence, Texas Tech	2002	14	124	69	*193	13.8

*Record. †National champion.

CAREER TOTAL TACKLES

Player, Team	Years	G	Solo	Ast.	Total
Rod Davis, Southern Miss.	2000-03	47	*360	166	*526
Grant Wiley, West Virginia	2000-03	47	298	194	492
Dexter Reid, North Carolina	2000-03	47	304	162	466
John Leake, Clemson	2000-03	49	244	199	443
Hanik Milligan, Houston	2000-02	34	235	170	405
Akil Grant, Northern Ill.	2000-03	42	246	115	361
Nick Duffy, Northern Ill.	2000-03	39	236	103	339

*Record.

SEASON TOTAL TACKLES

Player, Team	Year	G	Solo	Ast.	Total
Lawrence Flugence, Texas Tech	2002	14	124	69	*193
Josh Buhl, Kansas St.	2003	15	109	75	184
Tom Ward, Toledo	2002	14	107	73	180
E.J. Henderson, Maryland	2002	14	*135	40	175
John Leake, Clemson	2002	13	81	88	169
Hunter Hillenmeyer, Vanderbilt	†2002	12	116	52	168
Byron Hardmon, Florida	2002	13	104	64	168
Grant Wiley, West Virginia	2003	13	99	68	167
Rod Davis, Southern Miss.	2002	13	121	46	167
Rodney Thomas, Clemson	2002	13	82	85	167
Nick Greisen, Wisconsin	2001	12	101	66	167
Dexter Reid, North Carolina	2002	12	107	59	166
Rod Davis, Southern Miss.	†2003	12	111	53	164
Levar Fisher, North Carolina St.	†2000	11	93	70	163
Kyle Kayden, West Virginia	2001	11	88	71	159
Max Yates, Marshall	2001	12	92	67	159

*Record. †National champion.

SINGLE-GAME TOTAL TACKLES

(Since 2000)

Tackles	Player, Team (Opponent)	Date
26	Doug Szymul, Northwestern (Navy)	Sept. 21, 2002
26	Brian Leigeb, Central Mich. (Northern Ill.)	Nov. 17, 2000
25	Bob Sanders, Iowa (Indiana)	Oct. 20, 2001
24	Rich Constantine, Ohio (Marshall)	Nov. 28, 2003
24	Chris Moore, East Caro. (Cincinnati)	Sept. 1, 2003
24	Brad White, Wake Forest (Navy)	Nov. 23, 2002
24	Pernell Griffin, East Caro. (Wake Forest)	Sept. 1, 2001
23	Maurice Lane, Baylor (Texas Tech)	Nov. 8, 2003
23	Quincy Monk, North Carolina (Wake Forest)	Nov. 10, 2001
23	Tito Rodriguez, UCF (Arkansas)	Nov. 10, 2001
23	Chad Carson, Clemson (Wake Forest)	Oct. 27, 2001
23	Brandon Spoon, North Carolina (Maryland)	Nov. 11, 2000

ANNUAL CHAMPIONS

Year	Player, Team	Class	G	Solo	Ast.	Total	Avg.
2000	Levar Fisher, North Carolina St.	Jr.	11	93	70	163	14.8
2001	Rick Sherrrod, West Virginia	Sr.	10	102	54	156	*15.6
2002	Hunter Hillenmeyer, Vanderbilt	Sr.	12	116	52	168	14.0
2003	Rod Davis, Southern Miss.	Sr.	12	111	53	164	13.7

*Record.

Solo Tackles

CAREER SOLO TACKLES PER GAME

(Min. 225 Solo Tackles; Player must have concluded his career)

Player, Team	Years	G	Solo	Avg.
Rod Davis, Southern Miss.	2000-03	47	*360	*7.66
Hanik Milligan, Houston	2000-02	34	235	6.91
Dexter Reid, North Carolina	2000-03	47	304	6.47
Grant Wiley, West Virginia	2000-03	47	298	6.34
Nick Duffy, Northern Ill.	2000-03	39	236	6.05
Akil Grant, Northern Ill.	2000-03	42	246	5.86
John Leake, Clemson	2000-03	49	244	4.98

*Record.

SEASON SOLO TACKLES PER GAME

Player, Team	Year	G	Solo	Avg.
Rick Sherrrod, West Virginia	†2001	10	102	*10.2
Hunter Hillenmeyer, Vanderbilt	†2002	12	116	9.7
E.J. Henderson, Maryland	2002	14	*135	9.6
E.J. Henderson, Maryland	2001	11	104	9.5
Rod Davis, Southern Miss.	2002	13	121	9.3
Rod Davis, Southern Miss.	†2003	12	111	9.3
Chris Moore, East Caro.	2003	11	100	9.1
Tito Rodriguez, UCF	2001	11	100	9.1
Dexter Reid, North Carolina	2002	12	107	8.9
Tito Rodriguez, UCF	2001	9	80	8.9
Lawrence Flugence, Texas Tech	2002	14	124	8.9
Maurice Lloyd, Connecticut	2003	11	96	8.7
Andre Maddox, North Carolina St.	2003	13	113	8.7
Leroy Hill, Clemson	2003	13	110	8.5
Sean Doyle, Missouri	2001	11	93	8.5
D.J. Walker, UTEP	2002	11	93	8.5
Levar Fisher, North Carolina St.	2000	11	93	8.5

*Record. †National champion.

CAREER SOLO TACKLES

Player, Team	Years	G	Solo
Rod Davis, Southern Miss.	2000-03	47	*360
Dexter Reid, North Carolina	2000-03	47	304
Grant Wiley, West Virginia	2000-03	47	298
Akil Grant, Northern Ill.	2000-03	42	246
John Leake, Clemson	2000-03	49	244
Nick Duffy, Northern Ill.	2000-03	39	236
Hanik Milligan, Houston	2000-02	34	235

*Record.

SEASON TOTAL SOLO TACKLES

Player, Team	Year	G	Solo
E.J. Henderson, Maryland	2002	14	*135
Lawrence Flugence, Texas Tech	2002	14	124
Rod Davis, Southern Miss.	2002	13	121
Hunter Hillenmeyer, Vanderbilt	†2002	12	116
Andre Maddox, North Carolina St.	2003	13	113
Rod Davis, Southern Miss.	†2003	12	111
Leroy Hill, Clemson	2003	13	110
Josh Buhl, Kansas St.	2003	15	109
Dexter Reid, North Carolina	2002	12	107
Tom Ward, Toledo	2002	14	107

*Record. †National champion.

SINGLE-GAME SOLO TACKLES

(Since 2000)

Solo	Player, Team (Opponent)	Date
19	Doug Szymul, Northwestern (Navy)	Sept. 21, 2002
18	Nick Duffy, Northern Ill. (Ball St.)	Nov. 17, 2001
18	Brian Leigeb, Central Mich. (Northern Ill.)	Nov. 17, 2000
17	Tom Ward, Toledo (UNLV)	Sept. 21, 2002
16	Rod Davis, Southern Miss. (TCU)	Nov. 20, 2003
16	Lewis Moore, Pittsburgh (Toledo)	Sept. 20, 2003
16	E.J. Henderson, Maryland (Wake Forest)	Nov. 30, 2002
16	Dexter Reid, North Carolina (Clemson)	Nov. 9, 2002
16	Quincy Monk, North Carolina (Wake Forest)	Nov. 10, 2001
15	Jamey Harper, Southern Methodist (Rice)	Nov. 15, 2003
15	Maurice Lane, Baylor (Texas Tech)	Nov. 8, 2003
15	Clyde Surrell, Colorado (Texas Tech)	Oct. 26, 2002
15	Lawrence Flugence, Texas Tech (Ohio St.)	Aug. 24, 2002
15	Rick Sherrrod, West Virginia (Virginia Tech)	Oct. 6, 2001
15	Adam Archuleta, Arizona St. (UCLA)	Sept. 30, 2000
15	Chris Lepore, Navy (Boston College)	Sept. 23, 2000
15	Jason Doering, Wisconsin (Oregon)	Sept. 9, 2000

ANNUAL CHAMPIONS

Year	Player, Team	Class	G	Solo	Avg.
2001	Rick Sherrrod, West Virginia	Sr.	10	102	*10.2
2002	Hunter Hillenmeyer, Vanderbilt	Sr.	12	116	9.7
2003	Rod Davis, Southern Miss.	Sr.	12	111	9.3

*Record.

Tackles for Loss

CAREER TACKLES FOR LOSS PER GAME

(Min. 25 Tackles For Loss; Player must have concluded his career)

Player, Team	Years	G	Solo	Ast.	Total	Avg.
Julius Peppers, North Carolina	2000-01	23	43	0	43.0	*1.87
Terrell Suggs, Arizona St.	2000-02	36	65	1	65.5	1.82
Antwan Peek, Cincinnati	2000-02	34	56	0	56.0	1.65
Dan Klecko, Temple	2000-02	30	49	0	49.0	1.63
Jason Babin, Western Mich.	2000-03	47	75	0	*75.0	1.60
Calvin Pace, Wake Forest	2000-02	34	52	0	52.0	1.53
Tully Banta-Cain, California	2000-02	34	49	5	51.5	1.51
Travis LaBoy, Hawaii	2001-03	34	50	0	50.0	1.47
Farouk Adelekan, Houston	2002-03	17	24	2	25.0	1.47
Bo Schobel, TCU	2000-03	37	51	0	51.0	1.38
Kenechi Udeze, Southern California	2001-03	37	51	0	51.0	1.38

*Record.

SEASON TACKLES FOR LOSS PER GAME

Player, Team	Year	G	Solo	Ast.	Total	Avg.
Kenny Philpot, Eastern Mich.	†2001	11	26	9	30.5	*2.8
Jason Babin, Western Mich.	†2003	12	31	2	*32.0	2.7
E.J. Henderson, Maryland	2001	11	26	4	28.0	2.6
Wayne Rogers, Houston	†2000	11	27	0	27.0	2.5
Bryan Knight, Pittsburgh	2000	11	26	0	26.0	2.4
Larry Foote, Michigan	2001	10	21	5	23.5	2.4
Terrell Suggs, Arizona St.	†2002	14	27	9	31.5	2.3
LeMarcus McDonald, TCU	2001	11	23	3	24.5	2.2
Robert Thomas, UCLA	2001	11	23	3	24.5	2.2
Julius Peppers, North Carolina	2000	11	24	0	24.0	2.2
Jason Babin, Western Mich.	2002	12	25	2	26.0	2.2

*Record. †National champion.

CAREER TACKLES FOR LOSS

Player, Team	Years	G	Solo	Ast.	Total
Jason Babin, Western Mich.	2000-03	47	75	0	*75.0
Terrell Suggs, Arizona St.	2000-02	36	65	1	65.5
Rod Davis, Southern Miss.	2000-03	47	60	1	60.5
Shaun Phillips, Purdue	2000-03	47	53	13	59.5
Antwan Peek, Cincinnati	2000-02	34	56	0	56.0
Calvin Pace, Wake Forest	2000-02	34	52	0	52.0
Tully Banta-Cain, California	2000-02	34	49	5	51.5
Bo Schobel, TCU	2000-03	37	51	0	51.0
Kenechi Udeze, Southern California	2001-03	37	51	0	51.0
Travis LaBoy, Hawaii	2001-03	34	50	0	50.0

*Record.

SEASON TACKLES FOR LOSS

Player, Team	Year	G	Solo	Ast.	Total
Jason Babin, Western Mich.	†2003	12	31	2	*32.0
Terrell Suggs, Arizona St.	†2002	14	27	9	31.5
Kenny Philpot, Eastern Mich.	†2001	11	26	9	30.5
E.J. Henderson, Maryland	2001	11	26	4	28.0
Leroy Hill, Clemson	2003	13	27	0	27.0

Player, Team	Year	G	Solo	Ast.	Total
Wayne Rogers, Houston	†2000	11	27	0	27.0
Kenechi Udeze, Southern California	2003	13	23	6	26.0
Jason Babin, Western Mich.	2002	12	25	2	26.0
Bryan Knight, Pittsburgh	2000	11	26	0	26.0
Dwight Freene, Syracuse	2001	12	24	3	25.5
LaMarcus McDonald, TCU	2002	12	20	10	25.0
Chris Johnson, Kansas St.	2000	12	25	0	25.0

*Record. †National champion.

SINGLE-GAME TACKLES FOR LOSS

(Since 2000)

TFL	Player, Team (Opponent)	Date
7.0	Richard Seigler, Oregon St. (Arizona St.)	Oct. 20, 2001
7.0	Chris Johnson, Kansas St. (Kansas)	Oct. 7, 2000
6.5	Alex Lewis, Wisconsin (Purdue)	Oct. 18, 2003
6.5	Terrell Suggs, Arizona St. (Washington)	Oct. 26, 2002
6.0	Wendell Bryant, Wisconsin (Penn St.)	Sept. 22, 2001
6.0	Nate Bolling, Wake Forest (Maryland)	Sept. 22, 2001
6.0	Akin Ayodele, Purdue (Cincinnati)	Sept. 2, 2001
6.0	James Davis, West Virginia (East Caro.)	Nov. 18, 2000
6.0	Julius Peppers, North Carolina (Virginia)	Oct. 28, 2000
5.5	Zach Rupp, New Mexico (UNLV)	Nov. 1, 2003
5.5	Richard Seigler, Oregon St. (Sacramento St.)	Aug. 28, 2003
5.5	LaMarcus McDonald, TCU (Louisville)	Nov. 23, 2001

ANNUAL CHAMPIONS

Year	Player, Team	G	Solo	Ast.	Total	Avg.
2000	Wayne Rogers, Houston	11	27	0	27.0	2.5
2001	Kenny Philpot, Eastern Mich.	11	26	9	30.5	*2.8
2002	Terrell Suggs, Arizona St.	14	27	9	31.5	2.3
2003	Jason Babin, Western Mich.	12	31	2	*32.0	2.7

*Record.

Pass Sacks

CAREER PASS SACKS PER GAME

(Min. 20 Pass Sacks; Player must have concluded his career)

Player, Team	Years	G	Solo	Ast.	Total	Avg.
Terrell Suggs, Arizona St.	2000-02	36	44	0	*44.0	*1.22
Julius Peppers, North Carolina	2000-01	23	24	1	24.5	1.07
Dan Klecko, Temple	2000-02	30	26	0	26.0	0.87
Jason Babin, Western Mich.	2000-03	47	38	0	38.0	0.81
Calvin Pace, Wake Forest	2000-02	34	27	0	27.0	0.79
Antwan Peek, Cincinnati	2000-02	34	27	0	27.0	0.79
Tully Banta-Cain, California	2000-02	34	25	3	26.5	0.78
Bo Schobel, TCU	2000-03	37	28	1	28.5	0.77
Kenechi Udeze, Southern California	2001-03	37	28	0	28.0	0.76
Shaun Phillips, Purdue	2000-03	47	31	5	33.5	0.71
Travis LaBoy, Hawaii	2001-03	34	24	0	24.0	0.71

*Record.

SEASON PASS SACKS PER GAME

Player, Team	Year	G	Solo	Ast.	Total	Avg.
Terrell Suggs, Arizona St.	†2002	14	23	2	*24.0	*1.7
Dwight Freene, Syracuse	†2001	12	17	1	17.5	1.5
Michael Josiah, Louisville	†2000	9	12	1	12.5	1.4
Dewayne White, Louisville	2001	11	15	0	15.0	1.4
Julius Peppers, North Carolina	2000	11	15	0	15.0	1.4
Osi Umenyiora, Troy St.	2002	12	16	0	16.0	1.3
Tom Canada, California	2002	9	12	0	12.0	1.3
Dave Ball, UCLA	†2003	13	16	1	16.5	1.3
Kenechi Udeze, Southern California	†2003	13	16	1	16.5	1.3
D.D. Acholonu, Washington St.	†2003	13	16	1	16.5	1.3
Bryan Thomas, UAB	2001	11	14	0	14.0	1.3
Jason Babin, Western Mich.	2003	12	15	0	15.0	1.3
Antwan Peek, Cincinnati	2001	10	12	1	12.5	1.3

*Record. †National champion.

CAREER PASS SACKS

Player, Team	Years	G	Solo	Ast.	Total
Terrell Suggs, Arizona St.	2000-02	36	44	0	*44.0
Jason Babin, Western Mich.	2000-03	47	38	0	38.0
Shaun Phillips, Purdue	2000-03	47	31	5	33.5
Dave Ball, UCLA	2000-03	49	30	1	30.5
Jorge Cordova, Nevada	2000-03	42	28	2	29.0
Bo Schobel, TCU	2000-03	37	28	1	28.5
Kenechi Udeze, Southern California	2001-03	37	28	0	28.0
Calvin Pace, Wake Forest	2000-02	34	27	0	27.0
Antwan Peek, Cincinnati	2000-02	34	27	0	27.0
Tully Banta-Cain, California	2000-02	34	25	3	26.5

*Record.

SEASON TOTAL PASS SACKS

Player, Team	Year	G	Solo	Ast.	Total
Terrell Suggs, Arizona St.	†2002	14	23	2	*24.0
Dwight Freene, Syracuse	2001	12	17	1	17.5
Dave Ball, UCLA	†2003	13	16	1	16.5
Kenechi Udeze, Southern California	†2003	13	16	1	16.5
D.D. Acholonu, Washington St.	†2003	13	16	1	16.5
Osi Umenyiora, Troy St.	2002	12	16	0	16.0
Jason Babin, Western Mich.	2003	12	15	0	15.0
Bo Schobel, TCU	2003	13	13	4	15.0
Michael Haynes, Penn St.	2002	13	14	2	15.0
Dewayne White, Louisville	2001	11	15	0	15.0
Julius Peppers, North Carolina	2000	11	15	0	15.0
Shaun Phillips, Purdue	2003	13	13	3	14.5
Adell Duckett, Texas Tech	2003	13	13	2	14.0
Jason Babin, Western Mich.	2002	12	13	2	14.0
David Pollack, Georgia	2002	14	13	2	14.0
Bryan Thomas, UAB	2001	11	14	0	14.0

*Record. †National champion.

SINGLE-GAME PASS SACKS

(Since 2000)

PS	Player, Team (Opponent)	Date
5.0	Alex Lewis, Wisconsin (Purdue)	Oct. 18, 2003
5.0	James Harrison, Kent St. (Miami [Ohio])	Nov. 24, 2001
5.0	Wendell Bryant, Wisconsin (Penn St.)	Sept. 22, 2001
4.5	Jorge Cordova, Nevada (Washington)	Oct. 11, 2003
4.5	Terrell Suggs, Arizona St. (Washington)	Oct. 26, 2002
4.5	Tully Banta-Cain, California (New Mexico St.)	Sept. 7, 2002
4.0	Ray Turner, Toledo (Western Mich.)	Nov. 22, 2003
4.0	Jason Babin, Western Mich. (Central Mich.)	Nov. 15, 2003
4.0	Nick Burley, Fresno St. (San Jose St.)	Nov. 23, 2002
4.0	Shurron Pierson, South Fla. (Southern Miss.)	Oct. 12, 2002
4.0	Jimmy Kennedy, Penn St. (Wisconsin)	Oct. 5, 2002
4.0	Antwan Peek, Cincinnati (La-Monroe)	Dec. 1, 2001
4.0	LaMarcus McDonald, TCU (Louisville)	Nov. 23, 2001
4.0	Charles Grant, Georgia (Auburn)	Nov. 10, 2001
4.0	Chris Johnson, Kansas St. (Missouri)	Nov. 18, 2000
4.0	James Davis, West Virginia (East Caro.)	Nov. 18, 2000
4.0	Julius Peppers, North Carolina (Virginia)	Oct. 28, 2000
4.0	Willie Davis, UCF (Eastern Ky.)	Oct. 14, 2000
4.0	Michael Josiah, Louisville (Grambling)	Sept. 9, 2000

ANNUAL CHAMPIONS

Year	Player, Team	G	Solo	Ast.	Total	Avg.
2000	Michael Josiah, Louisville	9	12	1	12.5	1.4
2001	Dwight Freene, Syracuse	12	17	1	17.5	1.5
2002	Terrell Suggs, Arizona St.	14	23	2	*24.0	*1.7
2003	Dave Ball, UCLA	13	16	1	16.5	1.3
	Kenechi Udeze, Southern California	13	16	1	16.5	1.3
	D.D. Acholonu, Washington St.	13	16	1	16.5	1.3

*Record.

Passes Defended

CAREER PASSES DEFENDED PER GAME

(Min. 30 Passes Defended; Player must have concluded his career)

Player, Team	Years	G	PBU	Int.	Total	Avg.
Rayshun Reed, Troy St.	2000-03	31	43	10	53	*1.71
Michael Jolivet, Arizona	2000-03	36	44	12	56	1.56
Brian King, West Virginia	2000-03	46	54	10	*64	1.39
Greg Brooks, Southern Miss.	2000-03	43	47	9	56	1.30
Blue Adams, Cincinnati	2000-02	35	30	12	42	1.20
Randee Drew, Northern Ill.	2000-03	44	38	14	52	1.18
Jameel Powell, California	2000-02	28	23	10	33	1.18
Ricky Sharpe, San Diego St.	2000-02	35	34	6	40	1.14
Dustin Fox, Ohio St.	2001-03	38	34	7	41	1.08
Mark Graham, Buffalo	2000-03	38	25	12	37	0.97
Jeff Shoate, San Diego St.	2001-03	36	29	6	35	0.97

*Record.

SEASON PASSES DEFENDED PER GAME

Player, Team	Year	G	PBU	Int.	Total	Avg.
Jason Goss, TCU	†2002	12	24	8	*32	*2.7
Eugene Wilson, Illinois	†2001	11	23	6	29	2.6
Nathan Vasher, Texas	†2003	13	26	6	*32	2.5
Lynaris Elpheage, Tulane	2002	13	23	8	31	2.4
Christian Morton, Illinois	2001	11	22	4	26	2.4
Corey Webster, LSU	2003	14	25	7	*32	2.3
Ken Lucas, Mississippi	†2000	11	20	5	25	2.3
Steve Smith, Oregon	2001	11	18	6	24	2.2
Jason Goss, TCU	2001	11	21	3	24	2.2
Fred Smoot, Mississippi St.	2000	11	19	5	24	2.2

Player, Team	Year	G	PBU	Int.	Total	Avg.
Darrent Williams, Oklahoma St.	2003	11	17	6	23	2.1
Lawrence Richardson, Arkansas	2001	11	20	3	23	2.1
Daniel Wilturner, Baylor	2000	11	21	2	23	2.1
Edward Reed, Miami (Fla.)	2000	11	15	8	23	2.1
Quentin Jammer, Texas	2000	11	20	3	23	2.1

*Record. †National champion.

CAREER PASSES DEFENDED

Player, Team	Years	G	PBU	Int.	Total
Brian King, West Virginia	2000-03	46	54	10	*64
Michael Jolivet, Arizona	2000-03	36	44	12	56
Greg Brooks, Southern Miss.	2000-03	43	47	6	56
Rayshun Reed, Troy St.	2000-03	31	43	10	53
Randee Drew, Northern Ill.	2000-03	44	38	14	52
Vince Thompson, Northern Ill.	2000-03	30	28	15	43
Scott Starks, Wisconsin	2001-03	39	36	6	42
Blue Adams, Cincinnati	2000-02	35	30	12	42
Dustin Fox, Ohio St.	2001-03	38	34	7	41
Zach Norton, Cincinnati	2000-03	43	31	9	40
Ricky Sharpe, San Diego St.	2000-02	35	34	6	40

*Record.

SEASON TOTAL PASSES DEFENDED

Player, Team	Year	G	PBU	Int.	Total
Nathan Vasher, Texas	†2003	13	26	6	*32
Corey Webster, LSU	2003	14	25	7	*32
Jason Goss, TCU	†2002	12	24	8	*32
Lynaris Elpheage, Tulane	2002	13	23	8	31
Eugene Wilson, Illinois	†2001	11	23	6	29
Travis Daniels, LSU	2003	14	26	2	28
Will Poole, Southern California	2003	13	19	7	26
Joselio Hanson, Texas Tech	2002	14	23	3	26
Christian Morton, Illinois	2001	11	22	4	26
Brian King, West Virginia	2003	13	19	6	25
Jim Leonhard, Wisconsin	2002	14	14	11	25
Ken Lucas, Mississippi	†2000	11	20	5	25

*Record. †National champion.

SINGLE-GAME PASSES DEFENDED (Since 2000)

PD	Player, Team (Opponent)	Date
8	Joselio Hanson, Texas Tech (Oklahoma St.)	Nov. 9, 2002
7	Jason Goss, TCU (Tulane)	Nov. 9, 2002
7	Korey Banks, Mississippi St. (Memphis)	Oct. 19, 2002
7	Nashville Dyer, Kent St. (Bucknell)	Sept. 8, 2001
7	Demerist Whitfield, Northern Ill. (Illinois St.)	Sept. 9, 2000
6	Chris Carr, Boise St. (Nevada)	Nov. 29, 2003
6	Wes Nurse, Boise St. (Brigham Young)	Oct. 30, 2003
6	Keiwan Ratliff, Florida (Arkansas)	Oct. 18, 2003
6	Terence Newman, Kansas St. (Oklahoma)	Sept. 29, 2001
6	Bobby Jackson, Illinois (Northern Ill.)	Sept. 8, 2001
5	Will Poole, Southern California (Michigan)	Jan. 1, 2004
5	Derrick Ansley, Troy St. (Marshall)	Sept. 27, 2003
5	Randee Drew, Northern Ill. (Tennessee Tech)	Sept. 6, 2003
5	Dennis Weathersby, Oregon St. (California)	Oct. 26, 2002
5	Demonique Foxworth, Maryland (Georgia Tech)	Oct. 17, 2002
5	Jahmile Addae, West Virginia (Rutgers)	Oct. 12, 2002
5	Dohnel Singfield, Buffalo (Rutgers)	Sept. 7, 2002
5	David Gardner, Toledo (Eastern Mich.)	Sept. 7, 2002
5	Jim Leonhard, Wisconsin (Fresno St.)	Aug. 23, 2002
5	Rashard Walker, Auburn (LSU)	Dec. 1, 2001
5	Jehu Anderson, Toledo (Western Mich.)	Nov. 6, 2001
5	Quentin Jammer, Texas (Baylor)	Nov. 3, 2001
5	Erwin Swiney, Nebraska (Baylor)	Oct. 13, 2001
5	DeJuan Groce, Nebraska (Missouri)	Sept. 29, 2001
5	Anthony Floyd, Louisville (Tulane)	Oct. 28, 2000
5	Jamar Fletcher, Wisconsin (Iowa)	Oct. 28, 2000
5	Davin Bush, UCF (Northwestern St.)	Sept. 9, 2000
5	Jamar Fletcher, Wisconsin (Oregon)	Sept. 9, 2000

ANNUAL CHAMPIONS

Year	Player, Team	G	PBU	Int.	Total	Avg.
2000	Ken Lucas, Mississippi	11	20	5	25	2.3
2001	Eugene Wilson, Illinois	11	23	6	29	2.6
2002	Jason Goss, TCU	12	24	8	*32	*2.7
2003	Nathan Vasher, Texas	13	26	6	*32	2.5

*Record.

Forced Fumbles

CAREER FORCED FUMBLES PER GAME

(Min. 20 Games Played; Player must have concluded his career)

Player, Team	Years	G	FF	Avg.
Antwan Peek, Cincinnati	2000-02	34	*14	*0.41
Tom Canada, California	2001-02	20	8	0.40
Terrell Suggs, Arizona St.	2000-02	36	*14	0.39
Kenechi Udeze, Southern California	2001-03	37	*14	0.38
Guss Scott, Florida	2000-03	49	11	0.22
Osi Umenyiora, Troy St.	2000-02	35	7	0.20
Lionel Hickenbottom, Northern Ill.	2001-03	21	4	0.19
Shaun Phillips, Purdue	2000-03	47	9	0.19
Gilbert Gardner, Purdue	2000-02	45	7	0.16
Rod Davis, Southern Miss.	2000-03	47	7	0.15

*Record.

SEASON FORCED FUMBLES PER GAME

Player, Team	Year	G	FF	Avg.
Tom Canada, California	†2002	9	6	*0.67
Dwight Freeney, Syracuse	†2001	12	*8	*0.67
Quintin Mikell, Boise St.	2002	13	*8	0.62
Bob Sanders, Iowa	†2003	10	6	0.60
Oshiomogho Aotogwe, Stanford	2003	11	6	0.55
Brian Lape, Western Mich.	2001	11	6	0.55
Cory Smith, North Carolina St.	2001	11	6	0.55
Ryan Claridge, UNLV	2001	11	6	0.55
Robert Thomas, UCLA	2000	11	6	0.55
Grant Wiley, West Virginia	2003	13	7	0.54
Claude Harriott, Pittsburgh	2002	13	7	0.54
Michael Haynes, Penn St.	2002	13	7	0.54
Phillip Perry, San Jose St.	2002	13	7	0.54
Antwan Peek, Cincinnati	2001	10	5	0.50
Tony Hardman, UCF	†2000	10	5	0.50

*Record. †National champion.

CAREER FORCED FUMBLES

Player, Team	Years	G	FF
Terrell Suggs, Arizona St.	2000-02	36	*14
Antwan Peek, Cincinnati	2000-02	34	*14
Kenechi Udeze, Southern California	2001-03	37	*14



Texas Athletics Photography

Texas' Nathan Vasher broke up 26 passes and recorded six interceptions last season to tie the Division I-A season record for passes defensed.

Player, Team	Years	G	FF
Guss Scott, Florida	2000-03	49	11
Shaun Phillips, Purdue	2000-03	47	9
Ryan Claridge, UNLV	2001-03	46	9
Tom Canada, California	2001-02	20	8
Osi Umenyiora, Troy St.	2000-02	35	7
Kirk Morrison, San Diego St.	2001-03	36	7
Gilbert Gardner, Purdue	2000-02	45	7
Rod Davis, Southern Miss.	2000-03	47	7
Dave Ball, UCLA	2000-03	49	7

*Record.

SEASON TOTAL FORCED FUMBLES

Player, Team	Year	G	FF
Quintin Mikell, Boise St.	2002	13	*8
Dwight Freeney, Syracuse	†2001	12	*8
Grant Wiley, West Virginia	2003	13	7
Claude Harriott, Pittsburgh	2002	13	7
Michael Haynes, Penn St.	2002	13	7
Phillip Perry, San Jose St.	2002	13	7
Antwan Peek, Cincinnati	2002	14	7
Bob Sanders, Iowa	†2003	10	6
Oshiomogho Aotogwe, Stanford	2003	11	6
D.D. Acholonu, Washington St.	2003	13	6
Keon Newsom, Bowling Green	2003	14	6
Tom Canada, California	†2002	9	6
Kenechi Udeze, Southern California	2002	13	6
Terrell Suggs, Arizona St.	2002	14	6
Mason Unck, Arizona St.	2002	14	6
Brian Lape, Western Mich.	2001	11	6
Cory Smith, North Carolina St.	2001	11	6
Ryan Claridge, UNLV	2001	11	6
Robert Thomas, UCLA	2000	11	6

*Record. †National champion.

SINGLE-GAME FORCED FUMBLES

(Since 2000)

FF	Player, Team (Opponent)	Date
3	Grant Wiley, West Virginia (Cincinnati)	Sept. 13, 2003
3	Quintin Mikell, Boise St. (Hawaii)	Oct. 5, 2002
3	Mason Unck, Arizona St. (Stanford)	Sept. 28, 2002
3	Antwan Peek, Cincinnati (La.-Monroe)	Dec. 1, 2001
3	DeLawrence Grant, Oregon St. (San Diego St.)	Sept. 23, 2000
2	By many players	

ANNUAL CHAMPIONS

Year	Player, Team	G	FF	Avg.
2000	Marques Anderson, UCLA	10	†7	0.70
	Tony Hardman, UCF	10	†7	0.70

†Prior to 2001, the total was forced fumbles plus fumbles recovered. Beginning in 2001, FF was forced fumbles only.

Year	Player, Team	G	FF	Avg.
2001	Dwight Freeney, Syracuse	12	*8	*0.67
2002	Tom Canada, California	9	6	*0.67
2003	Bob Sanders, Iowa	10	6	0.60

Punting

CAREER AVERAGE

(Minimum 250 Punts; Player must have concluded his career)

Player, Team	Years	No.	Yards	Avg.	Long
Shane Lechler, Texas A&M	1996-99	268	11,977	*44.7	76
Bill Smith, Mississippi	1983-86	254	11,260	44.3	92
Jim Arnold, Vanderbilt	1979-82	277	12,171	43.9	79
Ralf Mojsiejenko, Michigan St.	1981-84	275	11,997	43.6	72
Jim Miller, Mississippi	1976-79	266	11,549	43.4	82
Russ Henderson, Virginia	1975-78	276	11,957	43.3	74
Maury Buford, Texas Tech	1978-81	293	12,670	43.2	75
Nate Cochran, Pittsburgh	1993-96	252	10,851	43.1	80
Chris Becker, TCU	1985-88	265	11,407	43.0	77
James Gargus, TCU	1981-84	255	10,862	42.6	74
Ron Keller, New Mexico	1983-86	252	10,737	42.6	77
Brian Morton, Duke	1997-00	282	12,000	42.6	80

(150-249 Punts)

Player, Team	Years	No.	Yards	Avg.	Long
Todd Sauerbrun, West Virginia	1991-94	167	7,733	*46.3	90
Reggie Roby, Iowa	1979-82	172	7,849	45.6	69
Greg Montgomery, Michigan St.	1985-87	170	7,721	45.4	86
Tom Tupa, Ohio St.	1984-87	196	8,854	45.2	75
Barry Helton, Colorado	1984-87	153	6,873	44.9	68
Aron Langley, Wyoming	1996-98	171	7,649	44.7	72

Player, Team	Years	No.	Yards	Avg.	Long
Ray Guy, Southern Miss.	1970-72	200	8,934	44.7	93
Bucky Scribner, Kansas	1980-82	217	9,670	44.6	70
Terry Daniel, Auburn	1992-94	169	7,522	44.5	71
Greg Horne, Arkansas	1983-86	180	8,002	44.5	72
Ray Criswell, Florida	1982-85	161	7,153	44.4	73
Mark Simon, Air Force	1984-86	164	7,283	44.4	64
Brian Schmitz, North Carolina	1996-99	208	9,233	44.4	72
Russell Erxleben, Texas	1975-78	214	9,467	44.2	80
Brad Maynard, Ball St.	1993-96	242	10,702	44.2	76
Chuck Ramsey, Wake Forest	1971-73	205	9,010	44.0	70
Johnny Evans, North Carolina St.	1974-77	185	8,143	44.0	81
Jimmy Colquitt, Tennessee	1981-84	201	8,816	43.9	70
John Teltschik, Texas	1982-85	217	9,496	43.8	81

*Record.

SEASON AVERAGE

(Qualifiers for Championship)

Player, Team	Year	No.	Yards	Avg.
Chad Kessler, LSU	†1997	39	1,961	*50.3
Reggie Roby, Iowa	†1981	44	2,193	49.8
Kirk Wilson, UCLA	†1956	30	1,479	49.3
Todd Sauerbrun, West Virginia	†1994	72	3,486	†48.4
Travis Dorsch, Purdue	†2001	49	2,370	48.4
Zack Jordan, Colorado	†1950	38	1,830	48.2
Ricky Anderson, Vanderbilt	†1984	58	2,793	48.2
Marv Bateman, Utah	†1971	68	3,269	48.1
Reggie Roby, Iowa	†1982	52	2,501	48.1
Andrew Bayes, East Caro.	†1999	47	2,259	48.1
Owen Price, UTEP	†1940	30	1,440	48.0
Matt Prater, UCF	†2003	58	2,781	48.0
Jack Jacobs, Oklahoma	1940	31	1,483	47.8
Brian Schmitz, North Carolina	1999	74	3,538	47.8
Bill Smith, Mississippi	1984	44	2,099	47.7
Ed Bunn, UTEP	†1992	41	1,955	47.7

*Record. †National champion. ‡Record for minimum 50 punts.

ANNUAL CHAMPIONS

Year	Player, Team	Class	No.	Yards	Avg.
1937	Johnny Pingel, Michigan St.	Jr.	49	2,101	42.9
1938	Jerry Dowd, St. Mary's (Cal.)	Sr.	62	2,711	43.7
1939	Harry Dunkle, North Carolina	So.	37	1,725	46.6
1940	Owen Price, UTEP	Jr.	30	1,440	48.0
1941	Owen Price, UTEP	Sr.	40	1,813	45.3
1942	Bobby Cifers, Tennessee	Jr.	37	1,586	42.9
1943	Harold Cox, Arkansas	Fr.	37	1,518	41.0
1944	Bob Waterfield, UCLA	Sr.	60	2,575	42.9
1945	Howard Maley, Southern Methodist	Sr.	59	2,458	41.7
1946	Johnny Galvin, Purdue	Sr.	30	1,286	42.9
1947	Leslie Palmer, North Carolina St.	Sr.	65	2,816	43.3
1948	Charlie Justice, North Carolina	Jr.	62	2,728	44.0
1949	Paul Stombaugh, Furman	Sr.	57	2,550	44.7
1950	Zack Jordan, Colorado	So.	38	1,830	48.2
1951	Chuck Spaulding, Wyoming	Jr.	37	1,610	43.5
1952	Des Koch, Southern California	Jr.	47	2,043	43.5
1953	Zeke Bratkowski, Georgia (QB)	Sr.	50	2,132	42.6
1954	A.L. Terpening, New Mexico	Sr.	41	1,869	45.6
1955	Don Chandler, Florida	Sr.	22	975	44.3
1956	Kirk Wilson, UCLA	So.	30	1,479	49.3
1957	Dave Sherer, Southern Methodist	Jr.	36	1,620	45.0
1958	Bobby Walden, Georgia	So.	44	1,991	45.3
1959	John Hadl, Kansas	So.	43	1,960	45.6
1960	Dick Fitzsimmons, Denver	So.	25	1,106	44.2
1961	Joe Zuger, Arizona St.	Sr.	31	1,305	42.1
1962	Joe Don Looney, Oklahoma	Jr.	34	1,474	43.4
1963	Danny Thomas, Southern Methodist	Jr.	48	2,110	44.0
1964	Frank Lambert, Mississippi	Sr.	50	2,205	44.1
1965	Dave Lewis, Stanford	Jr.	29	1,302	44.9
1966	Ron Widby, Tennessee	Sr.	48	2,104	43.8
1967	Zenon Andrusyshyn, UCLA	So.	34	1,502	44.2
1968	Dany Pitcock, Wichita St.	Sr.	71	3,068	43.2
1969	Ed Marsh, Baylor	Jr.	68	2,965	43.6
1970	Marv Bateman, Utah	Jr.	65	2,968	45.7
1971	Marv Bateman, Utah	Sr.	68	3,269	48.1
1972	Ray Guy, Southern Miss.	Sr.	58	2,680	46.2
1973	Chuck Ramsey, Wake Forest	Sr.	87	3,896	44.8
1974	Joe Parker, Appalachian St.	So.	63	2,788	44.3
1975	Tom Skladany, Ohio St.	Jr.	36	1,682	46.7
1976	Russell Erxleben, Texas	So.	61	2,842	46.6
1977	Jim Miller, Mississippi	So.	66	3,029	45.9
1978	Maury Buford, Texas Tech	Fr.	71	3,131	44.1
1979	Clay Brown, Brigham Young	Jr.	43	1,950	45.3

Beginning in 1980, ranked on minimum 3.6 punts per game

Year	Player, Team	Class	No.	Yards	Long	Avg.
1980	Steve Cox, Arkansas	Sr.	47	2,186	86	46.5
1981	Reggie Roby, Iowa	Jr.	44	2,193	68	49.8
1982	Reggie Roby, Iowa	Sr.	52	2,501	66	48.1
1983	Jack Weil, Wyoming	Sr.	52	2,369	86	45.6
1984	Ricky Anderson, Vanderbilt	Sr.	58	2,793	82	48.2
1985	Mark Simon, Air Force	Jr.	53	2,506	71	47.3
1986	Greg Horne, Arkansas	Sr.	49	2,313	65	47.2
1987	Tom Tupa, Ohio St. (QB)	Sr.	63	2,963	72	47.0
1988	Keith English, Colorado	Sr.	51	2,297	77	45.0
1989	Tom Rouen, Colorado	So.	36	1,651	63	45.8
1990	Cris Shale, Bowling Green	Sr.	66	3,087	81	46.8
1991	Mark Bounds, Texas Tech	Sr.	53	2,481	78	46.8
1992	Ed Bunn, UTEP	Sr.	41	1,955	73	47.7
1993	Chris MacInnis, Air Force	Sr.	49	2,303	74	47.0
1994	Todd Sauerbrun, West Virginia	Sr.	72	3,486	90	48.4
1995	Brad Maynard, Ball St.	Jr.	66	3,071	67	46.5
1996	Bill Marinangel, Vanderbilt	Sr.	77	3,586	79	46.6
1997	Chad Kessler, LSU	Sr.	39	1,961	66	50.3
1998	Joe Kristosik, UNLV	Sr.	76	3,509	69	46.2
1999	Andrew Bayes, East Caro.	Sr.	47	2,259	78	48.1
2000	Preston Gruening, Minnesota	So.	46	2,080	65	45.2
2001	Travis Dorsch, Purdue	Sr.	49	2,370	79	48.4
2002	Matt Payne, Brigham Young	So.	51	2,427	76	47.6
2003	Matt Prater, UCF	So.	58	2,781	74	48.0

*Record. †Record for minimum of 50 punts.

Punt Returns

CAREER AVERAGE

(Minimum 1.2 Returns Per Game; Minimum 30 Returns; Player must have concluded his career)

Player, Team	Years	No.	Yards	TD	Long	Avg.
Jack Mitchell, Oklahoma	1946-48	39	922	**7	70	*23.6
Gene Gibson, Cincinnati	1949-50	37	760	4	75	†20.5
Eddie Macon, Pacific (Cal.)	1949-51	48	907	4	**100	18.9
Jackie Robinson, UCLA	1939-40	37	694	2	89	18.8
Bobby Dillon, Texas	1949-51	47	830	1	84	17.7
Mike Fuller, Auburn	1972-74	50	883	3	63	17.7
Bobby Newcombe, Nebraska	1997-00	48	829	3	94	17.3
James Dye, Brigham Young/Utah St.	1992-93, 95-96	61	1,046	5	90	17.2
George Hoey, Michigan	1966-68	31	529	1	60	17.1
Erroll Tucker, Utah	1984-85	38	650	3	89	17.1
Henry Pryor, Rutgers	1948-49	37	625	1	85	16.9
Jack Christiansen, Colorado St.	1948-50	37	626	2	89	16.9
Adolph Bellizeare, Pennsylvania	1972-74	33	557	3	73	16.9
Ken Hatfield, Arkansas	1962-64	70	1,135	5	95	16.2
Gene Rossides, Columbia	1945-48	53	851	3	70	16.1
Bill Hillenbrand, Indiana	1941-42	65	1,042	2	88	16.0

*Record. **Record tied. †Record for minimum 1.5 returns per game.

SEASON AVERAGE

(Minimum 1.2 Returns Per Game)

Player, Team	Year	No.	Yards	Avg.
Bill Blackstock, Tennessee	1951	12	311	*25.9
George Sims, Baylor	1948	15	375	25.0
Gene Derricotte, Michigan	1947	14	347	24.8
George Hoey, Michigan	1967	12	291	24.3
Erroll Tucker, Utah	†1985	16	389	24.3
Floyd Little, Syracuse	1965	18	423	23.5

*Record. †National champion. ‡Ranked for minimum 1.5 returns per game.

ANNUAL CHAMPIONS

(Ranked on Total Yards Until 1970)

Year	Player, Team	Class	No.	Yards	Avg.
1939	Bosh Pritchard, VMI	So.	42	583	13.9
1940	Junie Hovious, Mississippi	Sr.	33	498	15.1

Year	Player, Team	Class	No.	Yards	Avg.
1941	Bill Geyer, Colgate	Sr.	33	616	18.7
1942	Bill Hillenbrand, Indiana	Jr.	23	481	20.9
1943	Marion Flanagan, Texas A&M	Jr.	49	475	9.7
1944	Joe Stuart, California	Jr.	39	372	9.5
1945	Jake Leicht, Oregon	So.	28	395	14.1
1946	Harry Gilmer, Alabama	Jr.	37	436	11.8
1947	Lindy Berry, TCU	So.	42	493	11.7
1948	Lee Nalley, Vanderbilt	Jr.	43	*791	18.4
1949	Lee Nalley, Vanderbilt	Sr.	35	498	14.2
1950	Dave Waters, Wash. & Lee	Jr.	30	445	14.8
1951	Tom Murphy, Holy Cross	So.	25	533	21.3
1952	Horton Nesrsta, Rice	Jr.	44	536	12.2
1953	Paul Giel, Minnesota	Sr.	17	288	16.9
1954	Dicky Maegle, Rice	Sr.	15	293	19.5
1955	Mike Sommer, George Washington	So.	24	330	13.8
1956	Bill Stacy, Mississippi St.	Jr.	24	290	12.1
1957	Bobby Mulgado, Arizona St.	Sr.	14	267	19.1
1958	Howard Cook, Colorado	Sr.	24	242	10.1
1959	Pervis Atkins, New Mexico St.	Jr.	16	241	15.1
1960	Lance Alworth, Arkansas	Jr.	18	307	17.1
1961	Lance Alworth, Arkansas	Sr.	28	336	12.0
1962	Darrell Roberts, Utah St.	Sr.	16	333	20.8
1963	Ken Hatfield, Arkansas	Jr.	21	350	16.7
1964	Ken Hatfield, Arkansas	Sr.	31	518	16.7
1965	Nick Rassas, Notre Dame	Sr.	24	459	19.1
1966	Vic Washington, Wyoming	Jr.	34	443	13.0
1967	Mike Battle, Southern California	Jr.	47	570	12.1
1968	Roger Wehrli, Missouri	Sr.	41	478	11.7
1969	Chris Farasopoulos, Brigham Young	Jr.	35	527	15.1

Beginning in 1970, ranked on average per return (instead of total yards)†

Year	Player, Team	Class	No.	Yards	TD	Long	Avg.
1970	Steve Holden, Arizona St.	So.	17	327	2	94	19.2
1971	Golden Richards, Brigham Young	Jr.	33	624	**4	87	18.9
1972	Randy Rhino, Georgia Tech	So.	25	441	1	96	17.6
1973	Gary Hayman, Penn St.	Sr.	23	442	1	83	19.2
1974	John Provost, Holy Cross	Sr.	13	238	2	85	18.3
1975	Donnie Ross, New Mexico St.	Sr.	21	338	1	#81	16.1
1976	Henry Jenkins, Rutgers	Sr.	30	449	0	#40	15.0
1977	Robert Woods, Grambling	Sr.	††11	279	3	72	25.4
1978	Ira Matthews, Wisconsin	Sr.	16	270	3	78	16.9
1979	Jeffrey Shockley, Tennessee St.	Sr.	27	456	1	79	16.9
1980	Scott Woerner, Georgia	Sr.	31	488	1	67	15.7
1981	Glen Young, Mississippi St.	Jr.	19	307	2	87	16.2
1982	Lionel James, Auburn	Jr.	25	394	0	#63	15.8
1983	Jim Sandusky, San Diego St.	Sr.	20	381	1	90	19.0
1984	Ricky Nattiel, Florida	So.	22	346	1	67	15.7
1985	Erroll Tucker, Utah	Sr.	16	389	2	89	24.3
1986	Rod Smith, Nebraska	Jr.	††12	227	1	63	18.9
1987	Alan Grant, Stanford	Jr.	27	446	2	77	16.5
1988	Deion Sanders, Florida St.	Sr.	33	503	1	76	15.2
1989	Larry Hargrove, Ohio	Sr.	17	309	2	83	18.2
1990	Dave McCloughan, Colorado	Sr.	32	524	2	90	16.4
1991	Bo Campbell, Virginia Tech	Jr.	15	273	0	45	18.2
1992	Lee Gissendaner, Northwestern	Jr.	15	327	1	72	21.8
1993	Aaron Glenn, Texas A&M	Sr.	17	339	2	76	19.9
1994	Steve Clay, Eastern Mich.	Jr.	14	278	1	65	19.9
1995	James Dye, Brigham Young	Jr.	20	438	2	90	21.9
1996	Allen Rossum, Notre Dame	Jr.	15	344	3	83	22.9
1997	Tim Dwight, Iowa	Sr.	19	367	3	—	19.3
1998	David Allen, Kansas St.	So.	33	730	**4	93	22.1
1999	Dennis Northcutt, Arizona	Sr.	23	436	2	81	19.0
2000	Aaron Lockett, Kansas St.	Jr.	22	501	3	83	22.8
2001	Roman Hollowell, Colorado	Sr.	29	522	2	77	18.0
2002	Dan Sheldon, Northern Ill.	So.	21	477	3	90	22.7
2003	Skyler Green, LSU	So.	25	462	2	80	18.5

*Record. **Record tied. #Did not score. †Ranked on minimum 1.5 returns per game, 1970-73; 1.2 from 1974. ††Declared champion; with three more returns (making 1.3 per game) for zero yards still would have highest average. †††Declared champion; with two more returns (making 1.2 per game) for zero yards still would have highest average.

**ANNUAL PUNT RETURN LEADERS (1939-69)
BASED ON AVERAGE PER RETURN
(Minimum 1.2 Returns Per Game)**

1939—Jackie Robinson, UCLA, 20.0; **1940**—Jackie Robinson, UCLA, 21.0; **1941**—Walt Slater, Tennessee, 20.4; **1942**—Billy Hillenbrand, Indiana, 20.9; **1943**—Otto Graham, Northwestern, 19.7; **1944**—Glenn Davis, Army, 18.4; **1945**—Jake Leicht, Oregon, 14.8; **1946**—Harold Griffin, Florida, 20.1; **1947**—Gene Derricotte, Michigan, 24.8; **1948**—George Sims, Baylor, ‡25.0; **1949**—Gene Evans, Wisconsin, 21.8; **1950**—Lindy Hanson, Boston U., 22.5; **1951**—Bill Blackstock, Tennessee, *25.9; **1952**—Gil Reich, Kansas, 17.2; **1953**—Bobby Lee, New Mexico, 19.4; **1954**—Dicky Maegle, Rice, 19.5; **1955**—Ron Lind, Drake, 21.1; **1956**—Ron Lind, Drake, 19.1; **1957**—Bobby Mulgado, Arizona St., 19.1; **1958**—Herb Hallas, Yale, 23.4; **1959**—Jacque MacKinnon, Colgate, 17.5; **1960**—Pat Fischer, Nebraska, 21.2; **1961**—Tom Larscheid, Utah St., 23.4; **1962**—Darrell Roberts, Utah St., 20.8; **1963**—Rickie Harris, Arizona, 17.4; **1964**—Ken Hatfield, Arkansas, 16.7; **1965**—Floyd Little, Syracuse, 23.5; **1966**—Don Bean, Houston, 20.2; **1967**—George Hoey, Michigan, 24.3; **1968**—Rob Bordley, Princeton, 20.5; **1969**—George Hannen, Davidson, 22.4.

*Record. ‡Record for minimum 1.5 returns per game.

Kickoff Returns

CAREER AVERAGE

(Minimum 1.2 Returns Per Game; Minimum 30 Returns; Player must have concluded his career)

Player, Team	Years	No.	Yards	Avg.
Anthony Davis, Southern California	1972-74	37	1,299	*35.1
Eric Booth, Southern Miss.	1994-97	35	1,135	32.4
Overton Curtis, Utah St.	1957-58	32	991	†31.0
Fred Montgomery, New Mexico St.	1991-92	39	1,191	30.5
Altie Taylor, Utah St.	1966-68	40	1,170	29.3
Stan Brown, Purdue	1968-70	49	1,412	28.8
Henry White, Colgate	1974-77	41	1,180	28.8
Kevin Johnson, Syracuse	1995-98	50	1,437	28.7
Pat Johnson, Oregon	1994-97	36	1,023	28.4
Ben Kelly, Colorado	1997-99	64	1,798	28.1
Paul Loughran, Temple	1970-72	40	1,123	28.1
Jim Krieg, Washington	1970-71	31	860	27.7

*Record. †Record for minimum 1.5 returns per game.

SEASON AVERAGE

(Minimum 1.2 Returns Per Game)

Player, Team	Year	No.	Yards	Avg.
Paul Allen, Brigham Young	1961	12	481	*40.1
Tremain Mack, Miami (Fla.)	†1996	13	514	39.5
Leeland McElroy, Texas A&M	†1993	15	590	39.3
Forrest Hall, San Francisco	†1946	15	573	†38.2
Tony Ball, Chattanooga	†1977	13	473	36.4
George Marinkov, North Carolina St.	1954	13	465	35.8
Bob Baker, Cornell	1964	11	386	35.1

*Record. †National champion. ‡Record for minimum 1.5 returns per game.

ANNUAL CHAMPIONS

(Ranked on Total Yards Until 1970)

Year	Player, Team	Class	No.	Yards	Avg.
1939	Nile Kinnick, Iowa	Sr.	15	377	25.1
1940	Jack Emigh, Montana	Sr.	18	395	21.9
1941	Earl Ray, Wyoming	So.	23	496	21.6
1942	Frank Porto, California	Sr.	17	483	28.4
1943	Paul Copoulos, Marquette	So.	11	384	34.9
1944	Paul Copoulos, Marquette	Jr.	14	337	24.1
1945	Al Dekdebrun, Cornell	Sr.	14	321	22.9
1946	Forrest Hall, San Francisco	Jr.	15	573	*38.2
1947	Doak Walker, Southern Methodist	So.	10	387	38.7
1948	Bill Gregus, Wake Forest	Jr.	19	503	26.5
1949	Johnny Subda, Nevada	Sr.	18	444	24.7
1950	Chuck Hill, New Mexico	Jr.	27	729	27.0
1951	Chuck Hill, New Mexico	Sr.	17	504	29.6
1952	Curly Powell, VMI	Sr.	27	517	19.1
1953	Max McGee, Tulane	Sr.	17	371	21.8
1954	Art Luppino, Arizona	So.	20	632	31.6
1955	Sam Woolwine, VMI	Jr.	22	471	21.4
1956	Sam Woolwine, VMI	Sr.	18	503	27.9
1957	Overton Curtis, Utah St.	Jr.	23	695	30.2
1958	Sonny Randle, Virginia	Sr.	21	506	24.1
1959	Don Perkins, New Mexico	Sr.	15	520	34.7
1960	Bruce Samples, Brigham Young	Sr.	23	577	25.1
1961	Dick Mooney, Idaho	Sr.	23	494	21.5
1962	Donnie Frederick, Wake Forest	Sr.	29	660	22.8
1963	Gary Wood, Cornell	Sr.	19	618	32.5
1964	Dan Bland, Mississippi St.	Jr.	20	558	27.9
1965	Eric Crabtree, Pittsburgh	Sr.	25	636	25.4
1966	Marcus Rhoden, Mississippi St.	Sr.	26	572	22.0
1967	Joe Casas, New Mexico	Sr.	23	602	26.2

Year	Player, Team	Class	No.	Yards	Avg.
1968	Mike Adamle, Northwestern	So.	34	732	21.5
1969	Stan Brown, Purdue	Jr.	26	698	26.8

Beginning in 1970, ranked on average per return (instead of total yards)†

Year	Player, Team	Class	No.	Yards	Avg.
1970	Stan Brown, Purdue	Sr.	19	638	33.6
1971	Paul Loughran, Temple	Jr.	15	502	33.5
1972	Larry Williams, Texas Tech	So.	16	493	30.8
1973	Steve Odum, Utah	Sr.	21	618	29.4
1974	Anthony Davis, Southern California	Sr.	††11	467	42.5
1975	John Schultz, Maryland	Sr.	13	403	31.0
1976	Ira Matthews, Wisconsin	So.	14	415	29.6
1977	Tony Ball, Chattanooga	Fr.	13	473	36.4
1978	Drew Hill, Georgia Tech	Sr.	19	570	30.0
1979	Stevie Nelson, Ball St.	Fr.	18	565	31.4
1980	Mike Fox, San Diego St.	So.	†11	361	32.8
1981	Frank Minnifield, Louisville	Jr.	11	334	30.4
1982	Carl Monroe, Utah	Sr.	14	421	30.1
1983	Henry Williams, East Caro.	Jr.	19	591	31.1
1984	Keith Henderson, Texas Tech	Fr.	13	376	28.9
1985	Erroll Tucker, Utah	Sr.	24	698	29.1
1986	Terrance Roulhac, Clemson	Sr.	17	561	33.0
1987	Barry Sanders, Oklahoma St.	So.	14	442	31.6
1988	Raghib Ismail, Notre Dame	Fr.	#12	433	36.1
1989	Tony Smith, Southern Miss.	So.	14	455	32.5
1990	Dale Carter, Tennessee	Jr.	17	507	29.8
1991	Fred Montgomery, New Mexico St.	Jr.	25	734	29.4
1992	Fred Montgomery, New Mexico St.	Sr.	14	457	32.6
1993	Leeland McElroy, Texas A&M	Fr.	15	590	39.3
1994	Eric Moulds, Mississippi St.	Jr.	†13	426	32.8
1995	Robert Tate, Cincinnati	Jr.	15	515	34.3
1996	Tremain Mack, Miami (Fla.)	Jr.	13	514	39.5
1997	Eric Booth, Southern Miss.	Sr.	22	766	34.8
1998	Broderick McGrew, North Texas	Jr.	18	587	32.6
1999	James Williams, Marshall	Sr.	15	493	32.9
2000	LaTarence Dunbar, TCU	So.	15	506	33.7
2001	Chris Massey, Oklahoma St.	Jr.	15	522	34.8
2002	Charles Pauley, San Jose St.	Sr.	31	978	31.6
2003	Michael Waddell, North Carolina	Sr.	15	475	31.7
	J.R. Reed, South Fla.	Sr.	18	570	31.7

**Record for minimum 1.5 returns per game. #Declared champion; with two more returns (making 1.3 per game) for zero yards still would have highest average. †Declared champion; with one more return (making 1.2 per game) for zero yards still would have highest average. ††Declared champion; with three more returns (making 1.3 per game) for zero yards still would have highest average. ‡Ranked on minimum 1.5 returns per game, 1970-73; 1.2 from 1974.

**ANNUAL KICKOFF RETURN LEADERS (1939-69)
BASED ON AVERAGE PER RETURN**

(Minimum 1.2 Returns Per Game)

1939—Nile Kinnick, Iowa, 25.1; **1940**—Bill Geyer, Colgate, 27.0; **1941**—Vern Lockard, Colorado, 24.4; **1942-45**—Not compiled; **1946**—Forrest Hall, San Francisco, ‡38.2; **1947**—Skippy Minisi, Pennsylvania, 28.8; **1948**—Jerry Williams, Washington St., 29.9; **1949**—Billy Conn, Georgetown, 31.1; **1950**—Johnny Turco, Holy Cross, 27.4; **1951**—Bob Mischak, Army, 31.3; **1952**—Carroll Hardy, Colorado, 32.2; **1953**—Carl Bolt, Wash. & Lee, 27.1; **1954**—George Marinkov, North Carolina St., 35.8; **1955**—Jim Brown, Syracuse, 32.0; **1956**—Paul Hornung, Notre Dame, 31.0; **1957**—Overton Curtis, Utah St., 30.2; **1958**—Marshall Starks, Illinois, 26.3; **1959**—Don Perkins, New Mexico, 34.7; **1960**—Tom Hennessey, Holy Cross, 33.4; **1961**—Paul Allen, Brigham Young, *40.1; **1962**—Larry Coyer, Marshall, 30.2; **1963**—Gary Wood, Cornell, 32.5; **1964**—Bob Baker, Cornell, 35.1; **1965**—Tom Barrington, Ohio St., 34.3; **1966**—Frank Moore, Louisville, 27.9; **1967**—Altie Taylor, Utah St., 31.9; **1968**—Kerry Reardon, Iowa, 32.1; **1969**—Chris Farasopolous, Brigham Young, 32.2.

*Record. ‡Record for minimum 1.5 returns per game.

All-Purpose Yards

CAREER YARDS PER GAME

(Minimum 3,500 Yards; Player must have concluded his career)

Player, Team	Years	G	Rush	Int.	PR	KOR	Yds.	Yd.PG
Ryan Benjamin, Pacific (Cal.)	1990-92	24	3,119	1,063	0	100	1,424	5,706 *237.8
Sheldon Canley, San Jose St.	1988-90	25	2,513	828	0	5	1,800	5,146 205.8
Howard Stevens, Louisville	1971-72	20	2,723	389	0	401	360	3,873 193.7
O.J. Simpson, Southern California	1967-68	19	3,124	235	0	0	307	3,666 192.9
Alex Van Dyke, Nevada	1994-95	22	7	3,100	0	5	1,034	4,146 188.5
Ed Marinaro, Cornell	1969-71	27	4,715	225	0	0	0	4,940 183.0
Marshall Faulk, San Diego St.	1991-93	31	4,589	973	0	0	33	5,595 180.5
Troy Edwards, Louisiana Tech	1996-98	34	447	4,352	0	241	991	6,031 177.4
Herschel Walker, Georgia	1980-82	33	5,259	243	0	0	247	5,749 174.2
Louie Giammona, Utah St.	1973-75	30	3,499	171	0	188	1,345	5,203 173.4

*Record.


SEASON YARDS PER GAME

Player, Team	Years	Rush	Rcv.	Int.	PR	KOR	Yds.	Yd.PG
Barry Sanders, Oklahoma St.	†1988	*2,628	106	0	95	421	*3,250	*295.5
Ryan Benjamin, Pacific (Cal.)	†1991	1,581	612	0	4	798	2,995	249.6
Byron "Whizzer" White, Colorado	†1937	1,121	0	103	587	159	1,970	246.3
Mike Pringle, Cal St. Fullerton	†1989	1,727	249	0	0	714	2,690	244.6
Paul Palmer, Temple	†1986	1,866	110	0	0	657	2,633	239.4
Emmett White, Utah St.	†2000	1,322	592	0	183	531	2,628	238.9
Ryan Benjamin, Pacific (Cal.)	†1992	1,441	434	0	96	626	2,597	236.1
Marcus Allen, Southern California	†1981	2,342	217	0	0	0	2,559	232.6
Troy Edwards, Louisiana Tech	†1998	227	*1,996	0	235	326	2,784	232.0
Sheldon Canley, San Jose St.	1989	1,201	353	0	0	959	2,513	228.5
Ollie Matson, San Francisco	†1951	1,566	58	18	115	280	2,037	226.3
Troy Davis, Iowa St.	†1995	2,010	159	0	0	297	2,466	224.2
Alex Van Dyke, Nevada	1995	6	1,854	0	0	583	2,443	222.1
Art Luppino, Arizona	†1954	1,359	50	84	68	632	2,193	219.3
Chuck Weatherspoon, Houston	1989	1,146	735	0	715	95	2,391	217.4
Anthony Thompson, Indiana	1989	1,793	201	0	0	394	2,388	217.1
Ricky Williams, Texas	1998	2,124	262	0	0	0	2,386	216.9
Napoleon McCallum, Navy	†1983	1,587	166	0	272	360	2,385	216.8
Troy Davis, Iowa St.	†1996	2,185	61	0	0	118	2,364	214.9
Ed Marinaro, Cornell	†1971	1,881	51	0	0	0	1,932	214.7
Rashaan Salaam, Colorado	†1994	2,055	294	0	0	0	2,349	213.6
Howard Stevens, Louisville	†1972	1,294	221	0	337	240	2,132	213.2
Napoleon McCallum, Navy	†1985	1,327	358	0	157	488	2,330	211.8
Brian Pruitt, Central Mich.	1994	1,890	69	0	0	330	2,289	208.1
Keith Byars, Ohio St.	†1984	1,655	453	0	0	176	2,284	207.6
Mike Rozier, Nebraska	1983	2,148	106	0	0	232	2,486	207.2

*Record. †National champion.

CAREER YARDS

Player, Team	Years	Rush	Rcv.	Int.	PR	KOR	Yds.	Yd.PP
Ricky Williams, Texas	1995-98	6,279	927	0	0	0	*7,206	6.6
Napoleon McCallum, Navy	\$1981-85	4,179	796	0	858	1,339	7,172	6.3
Darrin Nelson, Stanford	1977-78, 80-81	4,033	2,368	0	471	13	6,885	7.1
Kevin Faulk, LSU	1995-98	4,557	600	0	857	819	6,833	6.8
Ron Dayne, Wisconsin	1996-99	*6,397	304	0	0	0	6,701	5.8
Terance Mathis, New Mexico	1985-87, 89	329	4,254	0	115	1,993	6,691	14.6
Tony Dorsett, Pittsburgh	1973-76	6,082	406	0	0	127	6,615	5.9
Paul Palmer, Temple	1983-86	4,895	705	0	12	997	6,609	6.1
Charles White, Southern California	1976-79	5,598	507	0	0	440	6,545	6.0
Trevor Cobb, Rice	1989-92	4,948	892	0	21	651	6,512	5.3
Mewelde Moore, Tulane	2000-03	4,364	2,059	0	0	82	6,505	5.9
LaDainian Tomlinson, TCU	1997-00	5,263	236	0	0	838	6,337	6.4
Glyn Milburn, Oklahoma/Stanford	1988, 90-92	2,302	1,495	0	1,145	1,246	6,188	8.1
Travis Prentice, Miami (Ohio)	1996-99	5,596	527	0	0	0	6,123	5.1
Anthony Thompson, Indiana	1986-89	4,965	713	0	0	412	6,090	5.1
Michael Turner, Northern Ill.	2000-03	4,941	451	0	0	646	6,038	6.0
Troy Edwards, Louisiana Tech	1996-98	447	4,352	0	241	991	6,031	15.8
Archie Griffin, Ohio St.	1972-75	5,177	286	0	0	540	6,003	6.7
Ron "Po" James, New Mexico St.	1968-71	3,884	217	0	8	1,870	5,979	6.5
Eric Wilkerson, Kent St.	1985-88	3,830	506	0	0	1,638	5,974	7.0
Steve Bartalo, Colorado St.	1983-86	4,813	1,079	0	0	0	5,892	4.4
Emmett White, Utah St.	1998-01	2,791	1,044	0	669	1,368	5,872	8.0
Wilford White, Arizona St.	1947-50	3,173	892	212	798	791	5,866	9.2
Derek Abney, Kentucky	2000-03	160	2,339	0	1,042	2,315	5,856	**14.8
Leon Johnson, North Carolina	1993-96	3,693	1,288	0	390	457	5,828	5.9
Joe Washington, Oklahoma	1972-75	3,995	253	0	807	726	5,781	7.3
Herschel Walker, Georgia	1980-82	5,259	243	0	0	247	†5,749	5.6
George Swann, Miami (Ohio)	1983-86	4,172	1,057	0	0	498	5,727	5.6
Chuck Weatherspoon, Houston	1987-90	3,247	1,375	0	611	482	5,715	9.7
Ryan Benjamin, Pacific (Cal.)	1990-92	3,119	1,063	0	100	1,424	†5,706	8.8
Eric Metcalf, Texas	1985-88	2,661	1,394	0	1,076	574	5,705	6.7
Denvis Manns, New Mexico St.	1995-98	4,692	620	0	0	384	5,696	5.9
George Rogers, South Carolina	1977-80	4,958	371	0	0	339	5,668	5.9



Tulane Sports Information

Tulane's Melwede Moore amassed 6,505 all-purpose yards during his career to earn 11th place in Division I-A.

Player, Team	Years	Rush	Rcv.	Int.	PR	KOR	Yds.	Yd.PP
Napoleon Kaufman, Washington	1991-94	4,041	424	0	368	825	5,658	6.7
Jamie Morris, Michigan	1984-87	3,944	703	0	0	984	5,631	6.4
Joe Morris, Syracuse	1978-81	4,299	278	0	0	1,023	5,600	6.3
Deoncé Whitaker, San Jose St.	1998-01	3,515	225	0	19	1,837	5,596	7.8
James Brooks, Auburn	1977-80	3,523	219	0	128	1,726	5,596	7.6
Marshall Faulk, San Diego St.	1991-93	4,589	973	0	0	33	±5,595	6.6
Johnny Rodgers, Nebraska	1970-72	745	2,479	0	1,515	847	±5,586	13.8

*Record. †See page 10 for explanation. ‡Three-year totals. **Record for minimum 375 plays.

SEASON YARDS

Player, Team	Year	Rush	Rcv.	Int.	PR	KOR	Yds.	Yd.PP
Barry Sanders, Oklahoma St.	†1988	*2,628	106	0	95	421	*3,250	8.3
Ryan Benjamin, Pacific (Cal.).....	†1991	1,581	612	0	4	798	2,995	9.6
Troy Edwards, Louisiana Tech.....	†1998	227	1,996	0	235	326	2,784	14.7
Darren Sproles, Kansas St.	2003	1,986	287	0	190	272	2,735	7.6
Mike Pringle, Cal St. Fullerton.....	†1989	1,727	249	0	0	714	2,690	7.6
Larry Johnson, Penn St.	†2002	2,087	349	0	0	219	2,655	8.2
Paul Palmer, Temple	†1986	1,866	110	0	0	657	2,633	6.8
Emmett White, Utah St.	†2000	1,322	592	0	183	531	2,628	7.9
Ryan Benjamin, Pacific (Cal.).....	†1992	1,441	434	0	96	626	2,597	8.1
Bernard Berrian, Fresno St.	2001	101	1,270	0	552	668	2,591	†17.5
Marcus Allen, Southern California.....	†1981	2,342	217	0	0	0	2,559	5.9
Sheldon Canley, San Jose St.	1989	1,201	353	0	0	959	2,513	7.4
Mike Rozier, Nebraska	1983	2,148	106	0	0	232	2,486	8.4
Troy Davis, Iowa St.	†1995	2,010	159	0	0	297	2,466	6.7
Alex Van Dyke, Nevada	1995	6	1,854	0	0	583	2,443	15.7
Chuck Weatherspoon, Houston	1989	1,146	735	0	415	95	2,391	10.7
Anthony Thompson, Indiana	1989	1,793	201	0	0	394	2,388	5.8
Ricky Williams, Texas	1998	2,124	262	0	0	0	2,386	6.2
Napoleon McCallum, Navy	†1983	1,587	166	0	272	360	2,385	6.1
Troy Davis, Iowa St.	†1996	2,185	61	0	0	118	2,364	5.7
Rashaan Salaam, Colorado	†1994	2,055	294	0	0	0	2,349	7.3
Napoleon McCallum, Navy	†1985	1,327	358	0	157	488	2,330	6.3
Brian Pruitt, Central Mich.	1994	1,890	69	0	0	330	2,289	7.3
Michael Turner, Northern Ill.	2002	1,915	100	0	0	269	2,284	6.4
Keith Byars, Ohio St.	†1984	1,655	453	0	0	176	2,284	6.4
Byron Hanspard, Texas Tech.....	1996	2,084	192	0	0	0	2,276	6.4
Mewelde Moore, Tulane	2001	1,421	756	0	0	82	2,259	6.8
Dennis Northcutt, Arizona	1999	200	1,422	0	436	191	2,249	16.8
Eddie George, Ohio St.	1995	1,826	399	0	0	0	2,225	6.4
Glyn Milburn, Stanford	†1990	729	632	0	267	594	2,222	8.4
Sheldon Canley, San Jose St.	1990	1,248	386	0	5	574	2,213	6.3
Vaughn Dunbar, Indiana.....	1991	1,699	252	0	0	262	2,213	5.9
Johnny Johnson, San Jose St.	1988	1,219	668	0	0	315	2,202	7.1
Levron Williams, Indiana.....	†2001	1,401	289	0	0	511	2,201	8.5

*Record. †National champion. ‡Record for minimum 125 plays.

ALL-PURPOSE SINGLE-GAME HIGHS

Yds.	Player, Team (Opponent)	Date
578	Emmett White, Utah St. (New Mexico St.)	Nov. 4, 2000
435	Brian Pruitt, Central Mich. (Toledo)	Nov. 5, 1994
429	Moe Williams, Kentucky (South Carolina)	Sept. 23, 1995
426	LaDainian Tomlinson, TCU (UTEP)	Nov. 20, 1999
424	Troy Edwards, Louisiana Tech (Nebraska)	Aug. 29, 1998
422	Marshall Faulk, San Diego St. (Pacific [Cal.].....	Sept. 14, 1991
419	Randy Gatewood, UNLV (Idaho)	Sept. 17, 1994
417	Paul Palmer, Temple (East Caro.)	Nov. 10, 1986
417	Greg Allen, Florida St. (Western Caro.)	Oct. 31, 1981
416	Anthony Thompson, Indiana (Wisconsin)	Nov. 11, 1989
411	Travis Prentice, Miami (Ohio) (Akron).....	Nov. 6, 1999
411	John Leach, Wake Forest (Maryland)	Nov. 20, 1993
402	Ryan Benjamin, Pacific (Cal.) (Utah St.).....	Nov. 21, 1992
401	Chuck Hughes, UTEP (North Texas)	Sept. 18, 1965
397	Eric Allen, Michigan St. (Purdue)	Oct. 30, 1971
388	Astron Whatley, Kent St. (Eastern Mich.).....	Sept. 20, 1997
388	Ryan Benjamin, Pacific (Cal.) (Cal St. Fullerton).....	Oct. 5, 1991
387	Kendal Smith, Utah St. (San Jose St.)	Oct. 22, 1988
387	Ron Johnson, Michigan (Wisconsin)	Nov. 16, 1968
386	Barry Sanders, Oklahoma St. (Kansas).....	Nov. 12, 1988
379	Glyn Milburn, Stanford (California).....	Nov. 17, 1990
377	Robert Kilow, Arkansas St. (Mississippi)	Sept. 11, 1999
376	Kevin Faulk, LSU (Houston).....	Sept. 7, 1996
375	Hodges Mitchell, Texas (Kansas)	Nov. 11, 2000
375	Alex Van Dyke, Nevada (Toledo).....	Sept. 23, 1995
375	Rueben Mayes, Washington St. (Oregon St.).....	Nov. 3, 1984
374	Troy Davis, Iowa St. (Missouri)	Sept. 28, 1996
374	Tony Dorsett, Pittsburgh (Penn St.)	Nov. 22, 1975
373	Barry Sanders, Oklahoma St. (Oklahoma).....	Nov. 5, 1988
372	Peter Warrick, Florida St. (Clemson)	Sept. 20, 1997
372	Chuck Weatherspoon, Houston (Eastern Wash.).....	Nov. 17, 1990

ANNUAL CHAMPIONS

Year	Player, Team	Class	Rush	Rcv.	Int.	PR	KOR	Yds.	Yd.PG
1937	Byron "Whizzer" White, Colorado	Sr.	1,121	0	103	587	159	1,970	246.3
1938	Parker Hall, Mississippi	Sr.	698	0	128	0	594	1,420	129.1
1939	Tom Harmon, Michigan	Jr.	868	110	98	0	132	1,208	151.0
1940	Tom Harmon, Michigan	Sr.	844	0	20	244	204	1,312	164.0
1941	Bill Dudley, Virginia	Sr.	968	60	76	481	89	1,674	186.0
1942	records not available	—	—	—	—	—	—	—	—
1943	Stan Koslowski, Holy Cross	Fr.	784	63	50	438	76	1,411	176.4
1944	Red Williams, Minnesota	Jr.	911	0	0	242	314	1,467	163.0
1945	Bob Fenimore, Oklahoma St.	Jr.	1,048	12	129	157	231	1,577	197.1
1946	Rudy Mobley, Hardin-Simmons	Sr.	1,262	13	79	273	138	1,765	176.5
1947	Wilton Davis, Hardin-Simmons	So.	1,173	79	0	295	251	1,798	179.8
1948	Lou Kusserow, Columbia	Sr.	766	463	19	130	359	1,737	193.0
1949	Johnny Papit, Virginia	Jr.	1,214	0	0	0	397	1,611	179.0
1950	Wilford White, Arizona St.	Sr.	1,502	225	0	64	274	2,065	206.5
1951	Ollie Matson, San Francisco	Sr.	1,566	58	18	115	280	2,037	226.3
1952	Billy Vessels, Oklahoma	Sr.	1,072	165	10	120	145	1,512	151.2
1953	J.C. Caroline, Illinois	So.	1,256	52	0	129	33	1,470	163.3
1954	Art Luppino, Arizona	So.	1,359	50	84	68	632	2,193	219.3
1955	Jim Swink, TCU	Jr.	1,283	111	46	64	198	1,702	170.2
	Art Luppino, Arizona	Jr.	1,313	74	0	62	253	1,702	170.2
1956	Jack Hill, Utah St.	Sr.	920	215	132	21	403	1,691	169.1
1957	Overton Curtis, Utah St.	Jr.	616	193	60	44	695	1,608	160.8
1958	Dick Bass, Pacific (Cal.)	Jr.	1,361	121	5	164	227	1,878	187.8
1959	Pervis Atkins, New Mexico St.	Jr.	971	301	23	241	264	1,800	180.0
1960	Pervis Atkins, New Mexico St.	Sr.	611	468	23	218	293	1,613	161.3
1961	Jim Pilot, New Mexico St.	So.	1,278	20	0	161	147	1,606	160.6
1962	Gary Wood, Cornell	Jr.	889	7	0	69	430	1,395	155.0
1963	Gary Wood, Cornell	Sr.	818	15	0	57	618	1,508	167.6
1964	Donny Anderson, Texas Tech	Jr.	966	396	0	28	320	1,710	171.0
1965	Floyd Little, Syracuse	Jr.	1,065	248	0	423	254	1,990	199.0
1966	Frank Quayle, Virginia	So.	727	420	0	30	439	1,616	161.6
1967	O.J. Simpson, Southern California	Jr.	1,415	109	0	0	176	1,700	188.9
1968	O.J. Simpson, Southern California	Sr.	1,709	126	0	0	131	1,966	196.6
1969	Lynn Moore, Army	Sr.	983	44	0	223	545	1,795	179.5
1970	Don McCauley, North Carolina	Sr.	1,720	235	0	0	66	2,021	183.7
1971	Ed Marinaro, Cornell	Sr.	1,881	51	0	0	0	1,932	214.7
1972	Howard Stevens, Louisville	Sr.	1,294	221	0	377	240	2,132	213.2
1973	Willard Harrell, Pacific (Cal.)	Jr.	1,319	18	0	88	352	1,777	177.7
1974	Louie Giammona, Utah St.	Jr.	1,534	79	0	16	355	1,984	198.4
1975	Louie Giammona, Utah St.	Sr.	1,454	33	0	124	434	2,045	185.9
1976	Tony Dorsett, Pittsburgh	Sr.	1,948	73	0	0	0	2,021	183.7
1977	Earl Campbell, Texas	Sr.	1,744	111	0	0	0	1,855	168.6
1978	Charles White, Southern California	Jr.	1,760	191	0	0	145	2,096	174.7
1979	Charles White, Southern California	Sr.	1,803	138	0	0	0	1,941	194.1
1980	Marcus Allen, Southern California	Jr.	1,563	231	0	0	0	1,794	179.4
1981	Marcus Allen, Southern California	Sr.	2,342	217	0	0	0	2,559	232.6
1982	Carl Monroe, Utah	Sr.	1,507	108	0	0	421	2,036	185.1
1983	Napoleon McCallum, Navy	Jr.	1,587	166	0	272	360	2,385	216.8
1984	Keith Byars, Ohio St.	Jr.	1,655	453	0	0	176	2,284	207.6
1985	Napoleon McCallum, Navy	Sr.	1,327	358	0	157	488	2,330	211.8
1986	Paul Palmer, Temple	Sr.	1,866	110	0	0	657	2,633	239.4
1987	Eric Wilkerson, Kent St.	Jr.	1,221	269	0	0	584	2,074	188.6
1988	Barry Sanders, Oklahoma St.	Jr.	*2,628	106	0	95	421	*3,250	*295.5
1989	Mike Pringle, Cal St. Fullerton	Sr.	1,727	249	0	0	714	2,690	244.6
1990	Glyn Milburn, Stanford	So.	729	632	0	267	594	2,222	202.0
1991	Ryan Benjamin, Pacific (Cal.)	Jr.	1,581	612	0	4	798	2,995	249.6
1992	Ryan Benjamin, Pacific (Cal.)	Sr.	1,441	434	0	96	626	2,597	236.1
1993	LeShon Johnson, Northern Ill.	Sr.	1,976	106	0	0	0	2,082	189.3
1994	Rashaan Salaam, Colorado	Jr.	2,055	294	0	0	0	2,349	213.6
1995	Troy Davis, Iowa St.	So.	2,010	159	0	0	297	2,466	224.2
1996	Troy Davis, Iowa St.	Jr.	2,185	61	0	0	118	2,364	214.9
1997	Troy Edwards, Louisiana Tech	Jr.	190	1,707	0	6	241	2,144	194.9
1998	Troy Edwards, Louisiana Tech	Sr.	227	1,996	0	235	326	2,784	232.0
1999	Trevor Insley, Nevada	Sr.	5	*2,060	0	111	0	2,176	197.8
2000	Emmett White, Utah St.	Jr.	1,322	592	0	183	531	2,628	238.9
2001	Levron Williams, Indiana	Sr.	1,401	289	0	0	511	2,201	200.1
2002	Larry Johnson, Penn St.	Sr.	2,087	349	0	0	219	2,655	204.2
2003	DeAngelo Williams, Memphis	So.	1,430	384	0	0	299	2,113	192.1

*Record.

Field Goals

CAREER FIELD GOALS

(One-inch tees were permitted in 1949, two-inch tees were permitted in 1965, and use of tees was eliminated in 1989. The goal posts were widened from 18 feet, 6 inches to 23 feet, 4 inches in 1959 and were narrowed back to 18 feet, 6 inches in 1991. In 1993, the hash marks were moved 6 feet, 8 inches closer to the center of the field, to 60 feet from each sideline.)

Player, Team	Years	Total	Pct.	Under		Long	#Won
				40 Yds.	Plus		
Billy Bennett, Georgia (S)	2000-03	*87-110	.791	56-67	31-43	55	3
Jeff Jaeger, Washington (S)	1983-86	80-99	.808	59-68	21-31	52	5
John Lee, UCLA (S)	1982-85	79-92	@.859	54-56	25-36	52	**10
Jason Elam, Hawaii (S)	\$1988-92	79-100	.790	50-55	29-45	56	3

Player, Team	Years	Total	Pct.	Under 40 Yds.	40 Plus	Long	‡Won
Philip Doyle, Alabama (S)	1987-90	78-105	.743	57-61	21-44	53	6
Luis Zendejas, Arizona St. (S)	1981-84	78-105	.743	53-59	25-46	55	1
Kevin Butler, Georgia (S)	1981-84	77-98	.786	50-56	27-42	60	7
Max Zendejas, Arizona (S)	1982-85	77-104	.740	47-53	30-51	57	7
Carlos Huerta, Miami (Fla.) (S)	1988-91	73-91	.802	56-60	17-31	52	3
Steve Azar, Northern Ill. (S)	2000-03	73-92	.793	57-63	16-29	52	2
Derek Schmidt, Florida St. (S)	1984-87	73-104	.702	44-55	29-49	54	1
Fuad Reveiz, Tennessee (S)	1981-84	71-95	.747	45-53	26-42	60	7
Barry Belli, Fresno St. (S)	1984-87	70-99	.707	47-53	23-46	55	5
Nelson Welch, Clemson (S)	1991-94	70-100	.700	49-64	21-36	53	7
Roman Anderson, Houston (S)	1988-91	70-101	.693	*61-72	9-29	53	3
Collin Mackie, South Carolina (S)	1987-90	69-95	.726	48-57	21-38	52	5
Shayne Graham, Virginia Tech (S)	1996-99	68-93	.731	48-57	20-36	53	5
Gary Gusman, Miami (Ohio) (S)	1984-87	68-94	.723	50-57	18-37	53	2
Rusty Hanna, Toledo (S)	1989-92	68-99	.687	51-58	17-41	51	3
Larry Roach, Oklahoma St. (S)	1981-84	68-101	.673	46-54	22-47	56	5
Jeff Chandler, Florida (S)	\$1997-01	67-80	.838	46-48	21-32	54	0
Sebastian Janikowski, Florida St. (S)	1997-99	66-83	.795	46-51	20-32	56	4
Owen Pochman, Brigham Young (S)	1997-00	66-91	.725	32-38	34-53	56	3
Josh Scobee, Louisiana Tech (S)	2000-03	66-92	.717	51-60	15-32	53	0
Paul Woodside, West Virginia (S)	1981-84	65-81	.802	45-49	20-32	55	5
Michael Proctor, Alabama (S)	1992-95	65-91	.714	48-64	17-27	53	5
John Diettrich, Ball St. (S)	1983-86	63-90	.700	42-50	21-40	62	5
Jason Hanson, Washington St. (S)	1988-91	63-96	.656	24-30	*39-66	62	4
Travis Dorsch, Purdue (S)	1998-01	62-87	.713	39-51	23-36	50	1
Dan Eichloff, Kansas (S)	1990-93	62-87	.713	40-50	22-37	61	5
Kenny Stucker, Ball St. (S)	1988-91	62-87	.713	45-51	17-36	52	4
David Browndyke, LSU (S)	1986-89	61-75	.813	49-53	12-22	52	3
Todd Gregoire, Wisconsin (S)	1984-87	61-81	.753	48-56	13-25	54	6
Kanon Parkman, Georgia (S)	1991, 93-95	61-85	.718	52-61	9-24	48	1
Jeff Hall, Tennessee (S)	1995-98	61-89	.685	43-56	18-33	53	4
John Anderson, Washington (S)	1999-02	61-91	.670	42-58	19-33	56	3
Todd Wright, Arkansas (S)	1989-92	60-79	.759	41-47	19-32	50	2
Jess Atkinson, Maryland (S)	1981-84	60-82	.732	40-48	20-34	50	5
Kyle Bryant, Texas A&M (S)	1994-97	60-85	.706	38-48	22-37	61	3
Scott Sisson, Georgia Tech (S)	1989-92	60-88	.682	45-53	15-35	51	6
Obed Ariri, Clemson (S)	1977-80	60-92	.652	47-55	13-37	57	5
Chuck Nelson, Washington (S)	1980-82	59-72	.819	47-53	12-19	51	5
Phil Dawson, Texas (S)	1994-97	59-79	.747	33-38	26-41	54	3
Van Tiffin, Alabama (S)	1983-86	59-87	.678	32-38	27-49	57	5
John Hopkins, Stanford (S)	1987-90	59-88	.670	43-50	16-38	54	4

*Record. †See page 10 for explanation. **Record tied. @Record for minimum 55 attempts. ‡Number of games in which his field goal(s) provided the winning margin. (S) Soccer-style kicker.

SEASON FIELD GOALS

Player, Team	Years	Total	Pct.	Under 40 Yds.	40 Plus	Long	‡Won
Billy Bennett, Georgia (S)	†2003	*31-38	.816	20-23	11-15	52	1
John Lee, UCLA (S)	†1984	29-33	.879	16-16	13-17	51	5
Paul Woodside, West Virginia (S)	†1982	28-31	.903	23-23	5-8	45	2
Nick Browne, TCU (S)	2003	28-33	.848	20-22	8-11	50	1
Luis Zendejas, Arizona St. (S)	†1983	28-37	.757	19-22	9-15	52	1
Drew Dunning, Washington St. (S)	2003	27-31	.871	19-20	8-11	49	0
Fuad Reveiz, Tennessee (S)	1982	27-31	.871	14-14	13-17	60	2
Sebastian Janikowski, Florida St. (S)	†1998	27-32	.844	17-19	10-13	53	1
Jonathan Ruffin, Cincinnati (S)	†2000	26-29	.897	24-26	2-3	42	4
Billy Bennett, Georgia (S)	2002	26-33	.788	15-18	11-15	47	2
Chuck Nelson, Washington (S)	1982	25-26	*.962	22-23	3-3	49	1
Chris Jacke, UTEP (S)	1988	25-27	.926	11-11	*14-16	52	2
Mike Nugent, Ohio St. (S)	2002	25-28	.893	15-16	10-12	51	0
Jonathan Nichols, Mississippi (S)	2003	25-29	.862	20-21	5-8	54	1
John Diettrich, Ball St. (S)	†1985	25-29	.862	16-17	9-12	54	2
Ben Jones, Purdue (S)	2003	25-30	.833	15-19	10-11	50	1

*Record. †National champion. ‡Number of games in which his field goal(s) provided the winning margin. (S) Soccer-style kicker.

SINGLE-GAME FIELD GOALS

No.	Player, Team (Opponent)	Date
7	Dale Klein, Nebraska (Missouri)	Oct. 19, 1985
7	Mike Prindle, Western Mich. (Marshall)	Sept. 29, 1984
6	Jonathan Nichols, Mississippi (Texas Tech)	Sept. 27, 2003
6	Billy Bennett, Georgia (Georgia Tech)	Nov. 24, 2001
6	Josh McGee, North Carolina (Duke)	Nov. 20, 1999
6	Cory Wedel, Wyoming (Idaho)	Aug. 31, 1996
6	Rusty Hanna, Toledo (Northern Ill.)	Nov. 21, 1992
6	Philip Doyle, Alabama (La-Lafayette)	Oct. 6, 1990
6	Sean Fleming, Wyoming (Arkansas St.)	Sept. 15, 1990
6	Bobby Raymond, Florida (Kentucky)	Nov. 17, 1984
6	John Lee, UCLA (San Diego St.)	Sept. 8, 1984
6	Bobby Raymond, Florida (Florida St.)	Dec. 3, 1983
6	Alan Smith, Texas A&M (Arkansas St.)	Sept. 17, 1983
6	Al Del Greco, Auburn (Kentucky)	Oct. 9, 1982
6	Vince Fusco, Duke (Clemson)	Oct. 16, 1976
6	Frank Nester, West Virginia (Villanova)	Sept. 9, 1972
6	Charley Gogolak, Princeton (Rutgers)	Sept. 25, 1965



Steve Azar successfully converted 73 of 92 attempts for Northern Illinois from 2000 to 2003 to tie for ninth in field goals made in Division I-A.

Photo by Scott Waldstrom, Northern Illinois Media Services

ANNUAL CHAMPIONS

(From 1959-90, goal posts were 23 feet, 4 inches; and from 1991, narrowed to 18 feet, 6 inches)

Year	Player, Team	Total	PG	Pct.	Under 40 Yds.	40 Plus	Long	‡Won
1959	Karl Holzwarth, Wisconsin (C)	7-8	0.8	.875	7-8	0-0	29	4
1960	Ed Dyas, Auburn (C)	13-18	1.3	.722	13-17	0-1	37	2
1961	Greg Mather, Navy (C)	11-15	1.1	.733	9-12	2-3	45	1
1962	Bob Jencks, Miami (Ohio) (C)	8-11	0.8	.727	7-9	1-2	52	3
	Al Woodall, Auburn (C)	8-20	0.8	.400	8-13	0-7	35	0
1963	Billy Lothridge, Georgia Tech (C)	12-16	1.2	.750	10-14	2-2	41	3
1964	Doug Moreau, LSU (C)	13-20	1.3	.650	13-20	0-0	36	0
1965	Charley Gogolak, Princeton (S)	16-23	1.8	.696	7-10	9-13	54	0
1966	Jerry DePoyster, Wyoming (C)	13*38	1.3	.342	7-13	6*25	54	1
1967	Gerald Warren, North Carolina St. (C)	17-22	1.7	.773	13-14	4-8	47	1
1968	Bob Jacobs, Wyoming (C)	14-29	1.4	.483	10-15	4-14	51	2
1969	Bob Jacobs, Wyoming (C)	18-27	1.8	.667	13-16	5-11	43	2

Beginning in 1970, ranked on per-game (instead of total) made

Year	Player, Team	Total	PG	Pct.	Under 40 Yds.	40 Plus	Long	‡Won
1970	Kim Braswell, Georgia (C)	13-17	1.3	.765	11-14	2-3	43	0
1971	Nick Mike-Mayer, Temple (S)	12-17	1.3	.706	8-10	4-7	48	1
1972	Nick Mike-Mayer, Temple (S)	13-20	1.4	.650	10-11	3-9	44	3
1973	Rod Garcia, Stanford (S)	18-29	1.6	.621	10-14	8-15	59	2
1974	Dave Lawson, Air Force (C)	19-31	1.7	.613	13-14	6-17	60	1
1975	Don Bitterlich, Temple (S)	21-31	1.9	.677	13-14	8-17	56	0
1976	Tony Franklin, Texas A&M (S)	17-26	1.6	.654	9-12	8-14	65	0
1977	Paul Marchese, Kent St. (S)	18-27	1.8	.667	13-15	5-12	51	2
1978	Matt Bahr, Penn St. (S)	22-27	2.0	.815	19-20	3-7	50	3
1979	Ish Ordonez, Arkansas (S)	18-22	1.6	.818	12-14	6-8	50	2
1980	Obed Ariri, Clemson (S)	23-30	2.1	.767	18-19	5-11	52	3
1981	Bruce Lahay, Arkansas (S)	19-24	1.7	.792	12-15	7-9	49	4
	Kevin Butler, Georgia (S)	19-26	1.7	.731	11-14	8-12	52	0
	Larry Roach, Oklahoma St. (S)	19-28	1.7	.679	12-14	7-14	56	3
1982	Paul Woodside, West Virginia (S)	28-31	2.6	.903	23-23	5-8	45	2
1983	Luis Zendejas, Arizona St. (S)	28-37	2.6	.757	19-22	9-15	52	1
1984	John Lee, UCLA (S)	29-33	*2.6	.879	16-16	13-17	51	5
1985	John Dietrich, Ball St. (S)	25-29	2.3	.862	16-17	9-12	54	2
1986	Chris Kinzer, Virginia Tech (C)	22-27	2.0	.815	14-17	8-10	50	5
1987	Collin Mackie, South Carolina (S)	23-30	2.1	.767	17-21	6-9	49	0
	Derek Schmidt, Florida St. (S)	23-31	2.1	.742	16-21	7-10	53	0
1988	Kendall Trainor, Arkansas (S)	24-27	2.2	.889	14-15	10-12	58	4
1989	Philip Doyle, Alabama (S)	22-25	2.0	.880	19-19	3-6	44	2
	Gregg McCallum, Oregon (S)	22-29	2.0	.759	15-15	7-14	47	2
	Roman Anderson, Houston (S)	22-34	2.0	.647	17-20	5-14	51	0
1990	Philip Doyle, Alabama (S)	24-29	2.2	.828	16-17	8-12	47	2
1991	Doug Brien, California (S)	19-28	1.7	.679	15-20	4-8	50	2
1992	Joe Allison, Memphis (S)	23-25	2.1	.920	13-14	10-11	51	1
1993	Michael Proctor, Alabama (S)	22-29	1.8	.759	15-20	7-9	53	0
1994	Remy Hamilton, Michigan (S)	24-29	2.2	.828	23-27	1-2	42	2
1995	Michael Reeder, TCU (S)	23-25	2.1	.920	19-19	4-6	47	3
1996	Rafael Garcia, Virginia (S)	21-27	1.9	.778	16-17	5-10	46	1
1997	Brad Palazzo, Tulane (S)	23-28	2.1	.821	15-15	8-15	52	0
1998	Sebastian Janikowski, Florida St. (S)	27-32	2.3	.844	17-19	10-13	53	1
1999	Sebastian Janikowski, Florida St. (S)	23-30	2.1	.767	15-18	8-12	54	0
2000	Jonathan Ruffin, Cincinnati (S)	26-29	2.4	.897	24-26	2-3	42	4
2001	Todd Sievers, Miami (Fla.) (S)	21-26	1.9	.808	14-17	7-9	48	1
2002	Nick Browne, TCU (S)	23-30	1.9	.767	18-20	5-10	50	0
2003	Billy Bennett, Georgia (S)	*31*38	2.2	.816	20-23	11-15	52	1

*Record. ‡Number of games in which his field goal(s) provided the winning margin. (C) Conventional kicker. (S) Soccer-style kicker.

All-Time Longest Plays

Since 1941, official maximum length of all plays fixed at 100 yards.

RUSHING

Yds.	Player, Team (Opponent)	Year
99	Eric Vann, Kansas (Oklahoma)	1997
99	Kelsey Finch, Tennessee (Florida)	1977
99	Ralph Thompson, West Tex. A&M (Wichita St.)	1970
99	Max Anderson, Arizona St. (Wyoming)	1967
99	Gale Sayers, Kansas (Nebraska)	1963
98	Jerald Sowell, Tulane (Alabama)	1993
98	Darrell Thompson, Minnesota (Michigan)	1987
98	George Swann, Miami, Ohio (Western Mich.)	1984

Yds.	Player, Team (Opponent)	Year
98	Mark Malone, Arizona St. (Utah St.)	1979
98	Stanley Howell, Mississippi St. (Southern Miss.)	1979
98	Steve Atkins, Maryland (Clemson)	1978
98	Granville Amos, VMI (William & Mary)	1964
98	Jim Thacker, Davidson (George Washington)	1952
98	Bill Powell, California (Oregon St.)	1951
98	Al Yannelli, Bucknell (Delaware)	1946
98	Meredith Warner, Iowa St. (Iowa Pre-Flight)	1943

PASSING

Yds.	Passer-Receiver, Team (Opponent)	Year
99	Dondrial Pinkins-Troy Williamson, South Carolina (Virginia)	2003
99	Jim Sorgi-Lee Evans, Wisconsin (Akron)	2003
99	Jason Johnson-Brandon Marshall, Arizona (Idaho)	2001

Yds.	Passer-Receiver, Team (Opponent)	Year
99	Dan Urban-Justin McCariens, Northern Ill. (Ball State)	2000
99	Drew Brees-Vinny Sutherland, Purdue (Northwestern)	1999
99	Troy DeGar-Wes Caswell, Tulsa (Oklahoma)	1996
99	John Paci-Thomas Lewis, Indiana (Penn St.)	1993
99	Gino Torretta-Horace Copeland, Miami (Fla.) (Arkansas)	1991
99	Scott Ankrum-James Maness, TCU (Rice)	1984
99	Cris Collinsworth-Derrick Gaffney, Florida (Rice)	1977
99	Terry Peel-Robert Ford, Houston (San Diego St.)	1972
99	Terry Peel-Robert Ford, Houston (Syracuse)	1970
99	Colin Clapton-Eddie Jenkins, Holy Cross (Boston U.)	1970
99	Bo Burris-Warren McVea, Houston (Washington St.)	1966
99	Fred Owens-Jack Ford, Portland (St. Mary's [Cal.])	1947
98	Dondrial Pinkins-Matthew Thomas, South Carolina (Mississippi)	2003
98	Brandon Hassell-Reggie Harrell, TCU (Arizona)	2003
98	Ryan Dinwiddie-Lawrence Bady, Boise St. (Southern Methodist)	2003
98	Derrick Vickers-Rob Turner, Central Mich. (Northern Ill.)	2001
98	Chris Weinke-Marvin Minnis, Florida St. (Clemson)	2000
98	Joe Borchard-Troy Walters, Stanford (UCLA)	2000
98	Jose Davis-Eugene Baker, Kent St. (UCF)	1997
98	Mike Neu-Brian Oliver, Ball St. (Toledo)	1993
98	Tom Dubs-Richard Hill, Ohio (Kent St.)	1991
98	Paul Oates-Sean Foster, Long Beach St. (San Diego St.)	1989
98	Barry Garrison-Al Owens, New Mexico (Brigham Young)	1987
98	Kelly Donohoe-Willie Vaughn, Kansas (Colorado)	1987
98	Jeff Martin-Mark Flaker, Drake (New Mexico St.)	1976
98	Pete Woods-Joe Stewart, Missouri (Nebraska)	1976
98	Dan Hagemann-Jack Steptoe, Utah (New Mexico)	1976
98	Bruce Shaw-Pat Kenney, North Carolina St. (Penn St.)	1972
98	Jerry Rhome-Jeff Jordan, Tulsa (Wichita St.)	1963
98	Bob Dean-Norman Dawson, Cornell (Navy)	1947

INTERCEPTION RETURNS

Since 1941, 74 players have returned interceptions 100 yards. The most recent:

Yds.	Player, Team (Opponent)	Year
100	R.J. Oliver, Arizona St. (Northern Ariz.)	2003
100	Matt Nixon, California (Baylor)	2002
100	Nathan Ray, Fresno St. (Southern Methodist)	2002
100	Emmanuel Franklin, Arizona St. (San Diego St.)	2001
100	Marcus Hudson, North Carolina St. (Duke)	2001
100	Deltha O'Neal, California (Oregon)	1999
100	Pat Dennis, La.-Monroe (Nicholls St.)	1998
100	Steve Rosga, Colorado (Oklahoma St.)	1996
100	Michael Hicks, UTEP (Brigham Young)	1996
100	Mario Smith, Kansas St. (Missouri)	1996
100	Keion Carpenter, Virginia Tech (Miami [Fla.])	1996
100	Reggie Love, North Carolina (Tulane)	1994
100	Harold Lusk, Utah (Colorado St.)	1994
100	Marlon Kerner, Ohio St. (Purdue)	1993
100	Ray Jackson, Colorado St. (UTEP)	1993
100	John Hardy, California (Wisconsin)	1990
100	Ed Givens, Army (Lafayette)	1990

PUNT RETURNS

Yds.	Player, Team (Opponent)	Year
100	Courtney Davis, Bowling Green (Kent St.)	1996
100	Eddie Kennison, LSU (Mississippi St.)	1994
100‡	Richie Luzzi, Clemson (Georgia)	1968
100‡	Don Guest, California (Washington St.)	1966
100	Jimmy Campagna, Georgia (Vanderbilt)	1952
100	Hugh McElhenny, Washington (Southern California)	1951
100	Frank Brady, Navy (Maryland)	1951
100	Bert Rechichar, Tennessee (Wash. & Lee)	1950
100	Eddie Macon, Pacific (Cal.) (Boston U.)	1950

‡Return of field goal attempt.

KICKOFF RETURNS

Since 1941, 235 players have returned kickoffs 100 yards. The most recent:

Yds.	Player, Team (Opponent)	Year
100	Ross Dickerson, Hawaii (Appalachian St.)	2003
100	Fred Reid, Mississippi St. (Memphis)	2003
100	Derrick Hamilton, Clemson (North Carolina)	2003
100	Ricky Wilson, Houston (Louisville)	2003
100	Mark Bradley, Oklahoma (Iowa St.)	2003
100	Robert Quiroga, Baylor (Texas Tech)	2003
100	DeAndra Cobb, Michigan St. (Minnesota)	2003
100	Fred Smith, Tulane (TCU)	2003
100	Jamie Goodwin, Akron (Connecticut)	2003
100	C.J. Jones, Iowa (Southern California)	2002
100	Greg Heaggans, Kansas (Southwest Mo. St.)	2002
100	Derek Abney, Kentucky (Florida)	2002
100	Broderick Clark, Louisville (Kentucky)	2002
100	Jason Wright, Northwestern (TCU)	2002
100	Marquis Weeks, Virginia (North Carolina)	2002

Yds.	Player, Team (Opponent)	Year
100	Tyrone Walker, Western Mich. (Eastern Mich.)	2002
100	Tavon Mason, Virginia (Georgia Tech)	2001
100	Derrick Hamilton, Clemson (Maryland)	2001
100	Shawn Terry, West Virginia (Maryland)	2001
100	Herb Haygood, Michigan St. (Iowa)	2001
100	Corey Parchman, Ball St. (Toledo)	2001
100	Tom Pace, Arizona St. (UCLA)	2001
100	Howard Jackson, UTEP (Nevada)	2001
100	Chad Owens, Hawaii (Air Force)	2001
100	Chad Owens, Hawaii (Brigham Young)	2001
100	Tony Lukins, New Mexico St. (Tulsa)	2001

PUNTS

Yds.	Player, Team (Opponent)	Year
99	Pat Brady, Nevada (Loyola Marymount)	1950
96	George O'Brien, Wisconsin (Iowa)	1952
94	John Hadl, Kansas (Oklahoma)	1959
94	Carl Knox, TCU (Oklahoma St.)	1947
94	Preston Johnson, Southern Methodist (Pittsburgh)	1940

FUMBLE RETURNS

(Since 1992)

Yds.	Player, Team (Opponent)	Year
100	Kevin Thomas, UNLV (Baylor)	1999
100	Dan Dawson, Rice (UNLV)	1998
100	Paul Rivers, Rutgers (Pittsburgh)	1995
99	David Williams, Houston (East Caro.)	1998
99	Dennis Gibbs, Idaho (Boise St.)	1997
99	Izell McGill, Mississippi St. (Memphis)	1996
98	Cornelius Pearson, Eastern Mich. (Western Mich.)	1996
97	Josh Morgan, Mississippi St. (Brigham Young)	2000
97	Chris Martin, Northwestern (Air Force)	1994
97	Mike Collins, West Virginia (Missouri)	1993
97	Ernie Lewis, East Caro. (West Virginia)	1992
96	Ben Kelly, Colorado (Kansas)	1999
96	Jeff Arneson, Illinois (Ohio St.)	1992
95	Ben Hanks, Florida (Arkansas)	1995
94	Dorian Boose, Washington St. (Colorado)	1996

FIELD GOALS

Yds.	Player, Team (Opponent)	Year
67	Joe Williams, Wichita St. (Southern Ill.)	1978
67	Steve Little, Arkansas (Texas)	1977
67	Russell Erxleben, Texas (Rice)	1977
65†	Martin Gramatica, Kansas St. (Northern Ill.)	1998
65	Tony Franklin, Texas A&M (Baylor)	1976
64	Russell Erxleben, Texas (Oklahoma)	1977
64	Tony Franklin, Texas A&M (Baylor)	1976
63	Morten Andersen, Michigan St. (Ohio St.)	1981
63	Clark Kemble, Colorado St. (Arizona)	1975
62	Terance Kitchens, Texas A&M (Southern Miss.)	1999
62	Jason Hanson, Washington St. (UNLV)	1991
62	John Diettrich, Ball St. (Ohio)	1986
62#	Chip Lohmiller, Minnesota (Iowa)	1986
62	Tom Whelihan, Missouri (Colorado)	1986
62	Dan Christopoulos, Wyoming (Colorado St.)	1977
62	Iseed Khoury, North Texas (Richmond)	1977
62	Dave Lawson, Air Force (Iowa St.)	1975
61	Garret Courtney, North Texas (Idaho)	1998
61\$	Kyle Bryant, Texas A&M (Southern Miss.)	1994
61	Dan Eichloff, Kansas (Ball St.)	1992
61	Mark Porter, Kansas St. (Nebraska)	1988
61	Ralf Mojsiejenko, Michigan St. (Illinois)	1982
61	Steve Little, Arkansas (Tulsa)	1976
61	Wayne Latimer, Virginia Tech (Florida St.)	1975
61	Ray Guy, Southern Miss. (Utah St.)	1972
60	Derek Schorejs, Bowling Green (Toledo)	1995
60	John Hall, Wisconsin (Minnesota)	1995
60	Joe Nedney, San Jose St. (Wyoming)	1992
60	Don Shafer, Southern California (Notre Dame)	1986
60	Steve DeLine, Colorado St. (Air Force)	1985
60	Kevin Butler, Georgia (Clemson)	1984
60	Chris Perkins, Florida (Tulane)	1984
60	Fuad Reveiz, Tennessee (Georgia Tech)	1982
60	Russell Erxleben, Texas (Texas Tech)	1977
60	Bubba Hicks, Baylor (Rice)	1975
60	Dave Lawson, Air Force (Colorado)	1974
60	Tony Di Rienzo, Oklahoma (Kansas)	1973
60	Bill McClard, Arkansas (Southern Methodist)	1970

†Longest collegiate field goal without use of a kicking tee; all kicks after 1988 season were without the use of a tee. Also longest field goal with narrower (18'6") goal posts. \$Longest field goal made by a freshman. #Longest field goal made indoors.

HISTORY OF COLLEGE FOOTBALL UNDERCLASSMEN IN THE NATIONAL FOOTBALL LEAGUE DRAFT

(Underclassmen have been part of the NFL draft since 1989. From 1989-2004 is a list of the yearly players who are at least three years beyond their high-school graduation, but not yet seniors, and how they fared.)

Year	Declared	Drafted	Top-10 Pick
2004	43	34	5
2003	54	32	5
2002	43	26	5
2001	54	31	5
2000	31	20	4
1999	42	27	5
1998	41	20	3

Year	Declared	Drafted	Top-10 Pick
1997	44	27	7
1996	46	21	4
1995	42	22	2
1994	43	26	6
1993	46	24	5
1992	48	25	5
1991	33	22	2
1990	38	18	5
1989	25	12	3
Totals	673	387	71

Percentage of Declared that were Drafted=57.5%
 Percentage of Drafted that were Top-10 Picks=18.3%
 Percentage of Declared that were Top-10 Picks=10.5%

Team Champions

Annual Offense Champions

TOTAL OFFENSE

Year	Team	Avg.
1937	Colorado	375.4
1938	Fordham	341.6
1939	Ohio St.	309.3
1940	Lafayette	368.2
1941	Duke	372.2
1942	Georgia	429.5
1943	Notre Dame	418.0
1944	Tulsa	434.7
1945	Army	462.7
1946	Notre Dame	441.3
1947	Michigan	412.7
1948	Nevada	487.0
1949	Notre Dame	434.8
1950	Arizona St.	470.4
1951	Tulsa	480.1
1952	Tulsa	466.6
1953	Cincinnati	409.5
1954	Army	448.7
1955	Oklahoma	410.7
1956	Oklahoma	481.7
1957	Arizona St.	444.9
1958	Iowa	405.9
1959	Syracuse	451.5
1960	New Mexico St.	419.6
1961	Mississippi	418.7
1962	Arizona St.	384.4
1963	Utah St.	395.3
1964	Tulsa	461.8
1965	Tulsa	427.8
1966	Houston	437.2
1967	Houston	427.9
1968	Houston	562.0
1969	San Diego St.	532.2
1970	Arizona St.	514.5
1971	Oklahoma	566.5
1972	Arizona St.	516.5
1973	Arizona St.	565.5
1974	Oklahoma	507.7
1975	California	458.5
1976	Michigan	448.1
1977	Colgate	486.1
1978	Nebraska	501.4
1979	Brigham Young	521.4
1980	Brigham Young	535.0
1981	Arizona St.	498.7
1982	Nebraska	518.6
1983	Brigham Young	584.2
1984	Brigham Young	486.5
1985	Brigham Young	500.2
1986	San Jose St.	481.4
1987	Oklahoma	499.7
1988	Utah	526.8

Year	Team	Avg.
1989	Houston	*624.9
1990	Houston	586.8
1991	Fresno St.	541.9
1992	Houston	519.5
1993	Nevada	569.1
1994	Penn St.	520.2
1995	Nevada	569.4
1996	Nevada	527.3
1997	Nebraska	513.7
1998	Louisville	559.6
1999	Georgia Tech	509.0
2000	Florida St.	549.0
2001	Brigham Young	542.9
2002	Boise St.	501.5
2003	Texas Tech	582.8

*Record.

RUSHING OFFENSE

Year	Team	Avg.
1937	Colorado	310.0
1938	Fordham	297.1
1939	Wake Forest	290.3
1940	Lafayette	306.4
1941	Missouri	307.7
1942	Hardin-Simmons	307.4
1943	Notre Dame	313.7
1944	Army	298.6
1945	Army	359.8
1946	Notre Dame	340.1
1947	Detroit	319.7
1948	UTEP	378.3
1949	UTEP	333.2
1950	Arizona St.	347.0
1951	Arizona St.	334.8
1952	Tulsa	321.5
1953	Oklahoma	306.9
1954	Army	322.0
1955	Oklahoma	328.9
1956	Oklahoma	391.0
1957	Colorado	322.4
1958	Pacific (Cal.)	259.6
1959	Syracuse	313.6
1960	Utah St.	312.0
1961	New Mexico St.	299.1
1962	Ohio St.	278.9
1963	Nebraska	262.6
1964	Syracuse	251.0
1965	Nebraska	290.0
1966	Harvard	269.0
1967	Houston	270.9
1968	Houston	361.7
1969	Texas	363.0
1970	Texas	374.5
1971	Oklahoma	*472.4
1972	Oklahoma	368.8
1973	UCLA	400.3

Year	Team	Avg.
1974	Oklahoma	438.8
1975	Arkansas St.	340.5
1976	Michigan	362.6
1977	Oklahoma	328.9
1978	Oklahoma	427.5
1979	East Caro.	368.5
1980	Nebraska	378.3
1981	Oklahoma	334.3
1982	Nebraska	394.3
1983	Nebraska	401.7
1984	Army	345.3
1985	Nebraska	374.3
1986	Oklahoma	404.7
1987	Oklahoma	428.8
1988	Nebraska	382.3
1989	Nebraska	375.3
1990	Northern Ill.	344.6
1991	Nebraska	353.2
1992	Nebraska	328.2
1993	Army	298.5
1994	Nebraska	340.0
1995	Nebraska	399.8
1996	Army	346.5
1997	Nebraska	392.6
1998	Army	293.8
1999	Navy	292.2
2000	Nebraska	349.3
2001	Nebraska	314.7
2002	Air Force	307.8
2003	Navy	323.2

*Record.

PASSING OFFENSE

Year	Team	Avg.
1937	Arkansas	185.0
1938	TCU	164.1
1939	TCU	148.5
1940	Cornell	186.3
1941	Arizona	177.7
1942	Tulsa	233.9
1943	Brown	133.1
1944	Tulsa	206.3
1945	St. Mary's (Cal.)	161.3
1946	Nevada	198.1
1947	Michigan	173.9
1948	Nevada	255.0
1949	Fordham	183.4
1950	Southern Methodist	214.6
1951	Loyola Marymount	210.6
1952	Fordham	225.8
1953	Stanford	179.5
1954	Purdue	177.3
1955	Navy	185.1
1956	Washington St.	206.8
1957	Utah	195.2
1958	Army	172.2

Year	Team	Avg.
1959	Stanford	227.8
1960	Washington St.	185.5
1961	Wisconsin	188.4
1962	Tulsa	199.3
1963	Tulsa	244.8
1964	Tulsa	317.9
1965	Tulsa	346.4
1966	Tulsa	272.0
1967	UTEP	301.1
1968	Cincinnati	335.8
1969	San Diego St.	374.2
1970	Auburn	288.5
1971	San Diego St.	251.4
1972	Virginia Tech	304.4
1973	San Diego St.	305.0
1974	Colorado St.	261.8
1975	San Diego St.	291.3
1976	Brigham Young	307.8
1977	Brigham Young	341.6
1978	Southern Methodist	276.2
1979	Brigham Young	368.3
1980	Brigham Young	409.8
1981	Brigham Young	356.9
1982	Long Beach St.	326.8
1983	Brigham Young	381.2
1984	Brigham Young	346.2
1985	Brigham Young	354.5
1986	San Jose St.	312.5
1987	San Jose St.	338.1
1988	Utah	395.9
1989	Houston	*511.3
1990	Houston	473.9
1991	Houston	372.8
1992	Houston	407.1
1993	Nevada	397.5
1994	Georgia	338.3
1995	Nevada	416.3
1996	Wyoming	359.2
1997	Nevada	370.2
1998	Louisiana Tech	432.1
1999	Louisiana Tech	403.1
2000	Florida St.	384.0
2001	Florida	405.2
2002	Texas Tech	388.9
2003	Texas Tech	475.3

*Record.

SCORING OFFENSE

Year	Team	Avg.
1937	Colorado	31.0
1938	Dartmouth	28.2
1939	Utah	28.4
1940	Boston College	32.0
1941	Texas	33.8
1942	Tulsa	42.7
1943	Duke	37.2
1944	Army	*56.0
1945	Army	45.8
1946	Georgia	37.2
1947	Michigan	38.3
1948	Nevada	44.4
1949	Army	39.3
1950	Princeton	38.8
1951	Maryland	39.2
1952	Oklahoma	40.7
1953	Texas Tech	38.9
1954	UCLA	40.8
1955	Oklahoma	36.5
1956	Oklahoma	46.6
1957	Arizona St.	39.7
1958	Rutgers	33.4
1959	Syracuse	39.0
1960	New Mexico St.	37.4
1961	Utah St.	38.7
1962	Wisconsin	31.7
1963	Utah St.	31.7
1964	Tulsa	38.4
1965	Arkansas	32.4
1966	Notre Dame	36.2
1967	UTEP	35.9
1968	Houston	42.5
1969	San Diego St.	46.4
1970	Texas	41.2

Year	Team	Avg.
1971	Oklahoma	44.9
1972	Arizona St.	46.6
1973	Arizona St.	44.6
1974	Oklahoma	43.0
1975	Ohio St.	34.0
1976	Michigan	38.7
1977	Grambling	42.0
1978	Oklahoma	40.0
1979	Brigham Young	40.6
1980	Brigham Young	46.7
1981	Brigham Young	38.7
1982	Nebraska	41.1
1983	Nebraska	52.0
1984	Boston College	36.7
1985	Fresno St.	39.1
1986	Oklahoma	42.4
1987	Oklahoma	43.5
1988	Oklahoma St.	47.5
1989	Houston	53.5
1990	Houston	46.5
1991	Fresno St.	44.2
1992	Fresno St.	40.5
1993	Florida St.	43.2
1994	Penn St.	47.8
1995	Nebraska	52.4
1996	Florida	46.6
1997	Nebraska	47.1
1998	Kansas St.	48.0
1999	Virginia Tech	41.4
2000	Boise St.	44.9
2001	Brigham Young	46.8
2002	Boise St.	45.6
2003	Boise St.	43.0
	Miami (Ohio)	43.0

*Record.

Annual Defense Champions

TOTAL DEFENSE

Year	Team	Avg.
1937	Santa Clara	*69.9
1938	Alabama	77.9
1939	San Jose St.	71.3
1940	Navy	96.0
1941	Duquesne	110.6
1942	Texas	117.3
1943	Duke	121.7
1944	Virginia	96.8
1945	Alabama	109.9
1946	Notre Dame	141.7
1947	Penn St.	76.8
1948	Georgia Tech	151.3
1949	Kentucky	153.8
1950	Wake Forest	163.2
1951	Wisconsin	154.8
1952	Tennessee	166.7
1953	Cincinnati	184.3
1954	Mississippi	172.3
1955	Army	160.7
1956	Miami (Fla.)	189.4
1957	Auburn	133.0
1958	Auburn	157.5
1959	Syracuse	96.2
1960	Wyoming	149.6
1961	Alabama	132.6
1962	Mississippi	142.2
1963	Southern Miss.	131.2
1964	Auburn	164.7
1965	Southern Miss.	161.1
1966	Southern Miss.	163.7
1967	Nebraska	157.6
1968	Wyoming	206.8
1969	Toledo	209.1
1970	Toledo	185.8
1971	Toledo	179.5
1972	Louisville	202.5
1973	Miami (Ohio)	177.4
1974	Notre Dame	195.2
1975	Texas A&M	183.8
1976	Rutgers	179.2
1977	Jackson St.	207.0

Year	Team	Avg.
1978	Penn St.	203.9
1979	Yale	175.4
1980	Pittsburgh	205.5
1981	Pittsburgh	224.8
1982	Arizona St.	228.9
1983	Texas	212.0
1984	Nebraska	203.3
1985	Oklahoma	193.5
1986	Oklahoma	169.6
1987	Oklahoma	208.1
1988	Auburn	218.1
1989	Miami (Fla.)	216.5
1990	Clemson	216.9
1991	Texas A&M	222.4
1992	Alabama	194.2
1993	Mississippi	234.5
1994	Miami (Fla.)	220.9
1995	Kansas St.	250.8
1996	West Virginia	217.5
1997	Michigan	206.9
1998	Florida St.	214.8
1999	Mississippi St.	222.5
2000	TCU	245.0
2001	Texas	236.2
2002	TCU	240.3
2003	LSU	252.0

*Record.

RUSHING DEFENSE

Year	Team	Avg.
1937	Santa Clara	25.3
1938	Oklahoma	43.3
1939	San Jose St.	34.2
1940	Texas A&M	44.3
1941	Duquesne	56.0
1942	Boston College	48.9
1943	Duke	39.4
1944	Navy	53.8
1945	Alabama	33.9
1946	Oklahoma	58.0
1947	Penn St.	*17.0
1948	Georgia Tech	74.9
1949	Oklahoma	55.6
1950	Ohio St.	64.0
1951	San Francisco	51.6
1952	Michigan St.	83.9
1953	Maryland	83.9
1954	UCLA	73.2
1955	Maryland	75.9
1956	Miami (Fla.)	106.9
1957	Auburn	67.4
1958	Auburn	79.6
1959	Syracuse	19.3
1960	Wyoming	82.4
1961	Utah St.	50.8
1962	Minnesota	52.2
1963	Mississippi	77.3
1964	Washington	61.3
1965	Michigan St.	45.6
1966	Wyoming	38.5
1967	Wyoming	42.3
1968	Arizona St.	57.0
1969	LSU	38.9
1970	LSU	52.2
1971	Michigan	63.3
1972	Louisville	82.1
1973	Miami (Ohio)	77.0
1974	Notre Dame	102.8
1975	Texas A&M	80.3
1976	Rutgers	83.9
1977	Jackson St.	67.8
1978	Penn St.	54.5
1979	Yale	75.0
1980	Pittsburgh	65.3
1981	Pittsburgh	62.4
1982	Virginia Tech	49.5
1983	Virginia Tech	69.4
1984	Oklahoma	68.8
1985	UCLA	70.3
1986	Oklahoma	60.7
1987	Michigan St.	61.5
1988	Auburn	63.2
1989	Southern California	61.5

Year	Team	Avg.
1990	Washington	66.8
1991	Clemson	53.4
1992	Alabama	55.0
1993	Arizona	30.1
1994	Virginia	63.6
1995	Virginia Tech	77.4
1996	Florida St.	59.0
1997	Florida St.	51.9
1998	Ohio St.	67.4
1999	Mississippi St.	66.9
2000	Memphis	72.7
2001	UAB	57.3
2002	TCU	64.8
2003	Southern California	60.2

*Record.

PASSING DEFENSE

Year	Team	\$Avg.
1937	Harvard	31.0
1938	Penn St.	*13.1
1939	Kansas	34.1
1940	Harvard	33.3
1941	Purdue	27.1
1942	Harvard	45.4
1943	North Carolina	36.5
1944	Michigan St.	26.7
1945	Holy Cross	37.7
1946	Holy Cross	53.7
1947	North Carolina St.	39.3
1948	Northwestern	54.1
1949	Miami (Fla.)	54.7
1950	Tennessee	67.5
1951	Wash. & Lee	67.9
1952	Virginia	50.3
1953	Richmond	40.3
1954	Alabama	45.8
1955	Florida	42.0
1956	Villanova	43.8
1957	Georgia Tech	33.4
1958	Iowa St.	39.0
1959	Alabama	45.7
1960	Iowa St.	30.2
1961	Pennsylvania	56.9
1962	New Mexico	56.8
1963	UTEP	43.8
1964	Kent St.	53.6
1965	Toledo	69.8
1966	Toledo	70.4
1967	Nebraska	90.1
1968	Kent St.	107.6
1969	Dayton	90.0
1970	Toledo	77.8
1971	Texas Tech	60.1
1972	Vanderbilt	80.3
1973	Nebraska	39.9
1974	Iowa	65.7
1975	VMI	51.1
1976	Western Mich.	78.5
1977	Tennessee St.	67.9
1978	Boston College	65.1
1979	Western Caro.	77.5
1980	Kansas St.	91.4
1981	Nebraska	100.1
1982	Missouri	123.5
1983	Ohio	115.3
1984	Texas Tech	114.8
1985	Oklahoma	103.6
1986	Oklahoma	108.9
1987	Oklahoma	102.4
1988	Baylor	117.8
1989	Kansas St.	129.3
1990	\$Alabama	82.5
1991	Texas	77.4
1992	Western Mich.	83.2
1993	Texas A&M	75.0
1994	Miami (Fla.)	81.3
1995	Miami (Ohio)	85.5
1996	Ohio St.	81.3
1997	Michigan	75.8

Year	Team	\$Avg.
1998	Florida St.	79.9
1999	Kansas St.	65.7
2000	Texas	88.0
2001	Miami (Fla.)	75.6
2002	Miami (Fla.)	83.9
2003	Nebraska	88.7

*Record. \$Beginning in 1990, ranked on passing-efficiency defense rating points instead of per-game yardage allowed.

SCORING DEFENSE

Year	Team	Avg.
1937	Santa Clara	1.1
1938	Duke	**0.0
1939	Tennessee	**0.0
1940	Tennessee	2.6
1941	Duquesne	2.9
1942	Tulsa	3.2
1943	Duke	3.8
1944	Army	3.9
1945	St. Mary's (Cal.)	4.0
1946	Notre Dame	2.7
1947	Penn St.	3.0
1948	Michigan	4.9
1949	Kentucky	4.8
1950	Army	4.4
1951	Wisconsin	5.9
1952	Southern California	4.7
1953	Maryland	3.1
1954	UCLA	4.4
1955	Georgia Tech	4.6
1956	Georgia Tech	3.3
1957	Auburn	2.8
1958	Oklahoma	4.9
1959	Mississippi	2.1
1960	LSU	5.0
1961	Alabama	2.2
1962	LSU	3.4
1963	Mississippi	3.7
1964	Arkansas	5.7
1965	Michigan St.	6.2
1966	Alabama	3.7
1967	Oklahoma	6.8
1968	Georgia	9.8
1969	Arkansas	7.6
1970	Dartmouth	4.7
1971	Michigan	6.4
1972	Michigan	5.2
1973	Ohio St.	4.3
1974	Michigan	6.8
1975	Alabama	6.0
1976	Michigan	7.4
	Rutgers	7.4
1977	North Carolina	7.4
1978	Ball St.	7.5
1979	Alabama	5.3
1980	Florida St.	7.7
1981	Southern Miss.	8.1
1982	Arkansas	10.5
1983	Virginia Tech	8.3
1984	Nebraska	9.5
1985	Michigan	6.8
1986	Oklahoma	6.6
1987	Oklahoma	7.5
1988	Auburn	7.2
1989	Miami (Fla.)	9.3
1990	Central Mich.	8.9
1991	Miami (Fla.)	9.1
1992	Arizona	8.9
1993	Florida St.	9.4
1994	Miami (Fla.)	10.8
1995	Northwestern	12.7
1996	North Carolina	10.0
1997	Michigan	8.9
1998	Wisconsin	10.2
1999	Virginia Tech	10.5
2000	TCU	9.6
2001	Miami (Fla.)	9.4
2002	Kansas St.	11.8
2003	LSU	11.0

**Record tied.

Other Annual Team Champions

NET PUNTING#

Year	Team	#Avg.
1937	Iowa	43.0
1938	Arkansas	41.6
1939	Auburn	43.3
1940	Auburn	42.3
1941	Clemson	42.3
1942	Tulsa	41.3
1943	Michigan	39.2
1944	UCLA	43.0
1945	Miami (Fla.)	39.9
1946	UTEP	41.2
1947	Duke	41.9
1948	North Carolina	44.0
1949	Furman	44.7
1950	Colorado	45.1
1951	Alabama	41.8
1952	Colorado	43.3
1953	Georgia	41.2
1954	New Mexico	42.6
1955	Michigan St.	41.2
1956	Colorado St.	42.2
1957	Utah St.	40.1
1958	Georgia	41.9
1959	Brigham Young	43.2
1960	Georgia	43.7
1961	Arizona St.	42.1
1962	Wyoming	42.6
1963	Southern Methodist	41.4
1964	Mississippi	44.1
1965	Arizona St.	44.0
1966	Tennessee	43.4
1967	Houston	44.4
1968	Wichita St.	43.2
1969	Georgia	43.5
1970	Utah	45.0
1971	Utah	46.7
1972	Southern Miss.	45.1
1973	Wake Forest	44.1
1974	Ohio St.	44.9
1975	Ohio St.	44.1
1976	Colorado St.	44.4
1977	Mississippi	43.4
1978	Texas	41.7
1979	Mississippi	42.4
1980	Florida St.	42.6
1981	Michigan	43.1
1982	Vanderbilt	42.1
1983	Brigham Young	*45.0
1984	Ohio St.	44.0
1985	Colorado	43.6
1986	Michigan	43.1
1987	Ohio St.	40.7
1988	Brigham Young	42.9
1989	Colorado	43.8
1990	Pittsburgh	41.2
1991	Texas Tech	40.6
1992	Nebraska	41.7
1993	New Mexico	41.8
1994	Ball St.	42.2
1995	Ball St.	41.3
1996	San Diego St.	**44.9
1997	LSU	43.3
1998	UNLV	41.4
1999	Texas A&M	42.7
2000	Wisconsin	42.9
2001	Ohio	42.7
2002	Brigham Young	42.7
2003	Southern California	43.7

#Beginning in 1975, ranked on net punting average. *Record for net punting average. **Record for net punting average, minimum 40 punts.

PUNT RETURNS

Year	Team	Avg.
1937	—	—
1938	—	—

Year	Team	Avg.
1939	UCLA	16.3
1940	UCLA	16.2
1941	Colgate	18.7
1942	—	—
1943	Columbia	20.9
1944	New York U.	22.0
1945	—	—
1946	Columbia	16.8
1947	Florida	19.7
1948	Oklahoma	*22.4
1949	Wichita St.	18.3
1950	Texas A&M	17.6
1951	Holy Cross	18.1
1952	Arizona St.	**25.2
1953	Kansas St.	23.8
1954	Miami (Fla.)	19.7
1955	North Carolina	22.5
1956	Cincinnati	17.7
1957	North Texas	17.5
1958	Notre Dame	17.6
1959	Wyoming	16.6
1960	Arizona	17.7
1961	Memphis	17.4
1962	West Tex. A&M	18.4
1963	Army	18.1
1964	UTEP	16.9
1965	Georgia Tech	23.0
1966	Brown	21.0
1967	Memphis	16.3
1968	Army	17.4
1969	Davidson	21.3
1970	Wichita St.	28.5
1971	Mississippi St.	20.8
1972	Georgia Tech	17.3
1973	Utah	23.4
1974	Auburn	16.6
1975	New Mexico St.	15.3
1976	Wichita St.	15.0
1977	Grambling	16.9
1978	McNeese St.	15.7
1979	Tennessee St.	16.9
1980	Georgia	16.5
1981	North Carolina St.	13.4
1982	Auburn	15.8
1983	San Diego St.	17.0
1984	Florida	13.8
1985	Utah	20.7
1986	Arizona St.	17.9
1987	Stanford	15.4
1988	Florida St.	15.5
1989	Ohio	18.2
1990	Michigan	15.6
1991	Alabama	16.9
1992	Northwestern	21.8
1993	Texas A&M	17.9
1994	Ball St.	19.9
1995	Eastern Mich.	20.8
1996	Kansas	19.5
1997	Iowa	18.2
1998	Kansas St.	21.3
1999	UAB	19.1
2000	Virginia Tech	18.2
2001	Colorado	17.4
2002	Northern Ill.	20.2
2003	Miami (Ohio)	16.3

*Record for minimum 30 punt returns. **Record for minimum 15 punt returns.

KICKOFF RETURNS

Year	Team	Avg.
1937	—	—
1938	—	—
1939	Wake Forest	32.9
1940	Minnesota	36.4
1941	Tulane	32.1
1942	—	—
1943	Navy	28.8
1944	—	—
1945	—	—
1946	William & Mary	31.7
1947	Southern Methodist	31.4
1948	Wyoming	27.4
1949	Army	34.1
1950	Wyoming	29.3
1951	Marquette	25.0
1952	Wake Forest	25.1

Year	Team	Avg.
1953	Texas Tech	23.8
1954	Arizona	26.1
1955	Southern California	25.8
1956	Georgia Tech	24.6
1957	Notre Dame	27.6
1958	Tulsa	25.8
1959	Auburn	25.8
1960	Yale	26.7
1961	Harvard	25.9
1962	Alabama	28.9
1963	Memphis	27.7
1964	Cornell	27.1
1965	Dartmouth	28.7
1966	Notre Dame	29.6
1967	Air Force	25.3
1968	Louisville	25.7
1969	Brigham Young	28.7
1970	South Carolina	26.5
1971	Miami (Fla.)	24.1
1972	Michigan	26.9
1973	Rice	*27.5
1974	Southern California	25.7
1975	Maryland	**29.5
1976	South Carolina	27.0
1977	Miami (Ohio)	24.6
1978	Utah St.	26.7
1979	Brigham Young	26.3
1980	Oklahoma	33.2
1981	Iowa	29.1
1982	Utah	25.5
1983	Tennessee	28.8
1984	Texas Tech	25.2
1985	Air Force	27.0
1986	Clemson	26.1
1987	Oklahoma St.	23.7
1988	Notre Dame	24.2
1989	Colorado	26.1
1990	Nebraska	27.8
1991	New Mexico St.	25.2
1992	Florida St.	30.3
1993	Texas A&M	31.2
1994	Texas A&M	27.8
1995	New Mexico	27.1
1996	Miami (Fla.)	28.9
1997	Southern Miss.	28.2
1998	Utah	27.1
1999	TCU	27.5
2000	TCU	28.8
2001	Hawaii	30.3
2002	Iowa	25.1
2003	Utah	28.2

*Record for minimum 35 kickoff returns. **Record for minimum 25 kickoff returns.

TURNOVER MARGIN

Year	Team	Avg.
1992	Nebraska	1.64
1993	UCLA	1.73
1994	Clemson	1.55
1995	Toledo	2.00
1996	North Carolina	2.00
1997	Colorado St.	2.08
1998	Wisconsin	2.00
1999	Kansas St.	1.55
2000	Toledo	2.00
2001	Miami (Fla.)	*2.36
2002	South Fla.	1.91
2003	Nebraska	1.77

*Record.

Defensive Single-Game Records

(Since 2000)

TACKLES FOR LOSS

TFL	Team (Opponent)	Date
21	TCU (Tulane)	Nov. 9, 2002
20	TCU (Nevada)	Sept. 9, 2000
18	North Carolina St. (Georgia Tech)	Oct. 4, 2003
18	Washington (Idaho)	Sept. 22, 2002
18	Kansas (Southwest Mo. St.)	Sept. 1, 2001
18	Colorado (Missouri)	Nov. 4, 2000

TFL	Team (Opponent)	Date
18	Air Force (Navy)	Oct. 6, 2000
17	Houston (Army)	Nov. 15, 2003
17	Arizona St. (Washington)	Oct. 26, 2002
17	Toledo (Navy)	Oct. 28, 2000
17	Texas (Missouri)	Oct. 21, 2000
17	Kansas St. (Oklahoma)	Oct. 14, 2000
17	Oregon St. (San Diego St.)	Sept. 23, 2000
17	Toledo (Penn St.)	Sept. 2, 2000

PASS SACKS

Sacks	Team (Opponent)	Date
15	TCU (Nevada)	Sept. 9, 2000
14	Colorado (Missouri)	Nov. 4, 2000
13	Toledo (Penn St.)	Sept. 2, 2000
11	TCU (Louisville)	Nov. 23, 2001
10	Northern Ill. (Wisconsin)	Sept. 14, 2002
10	Maryland (Duke)	Oct. 28, 2000
10	North Carolina (Wake Forest)	Sept. 9, 2000
9^	Southern California (Michigan)	Jan. 1, 2004
9	Fresno St. (Southern Methodist)	Nov. 1, 2003
9	New Mexico (Wyoming)	Nov. 30, 2002
9	New Mexico (UTEP)	Sept. 1, 2001
9	Arizona St. (Arizona)	Nov. 24, 2000
9	UCF (Eastern Ky.)	Oct. 14, 2000
9	Texas (Houston)	Sept. 23, 2000

^2004 Rose Bowl.

PASSES DEFENDED

(Pass Interceptions and Pass Break-ups)

PD	Team (Opponent)	Date
19	South Carolina (Alabama)	Oct. 2, 2000
17	TCU (Tulane)	Nov. 9, 2002
17	Mississippi St. (Troy St.)	Oct. 12, 2002
17	Northern Ill. (Ball St.)	Oct. 5, 2002
17	Nebraska (Iowa St.)	Oct. 7, 2000
16	TCU (Tulane)	Nov. 9, 2002
16	West Virginia (Rutgers)	Oct. 12, 2002
15	Toledo (Eastern Mich.)	Sept. 7, 2002
15	Wisconsin (Indiana)	Nov. 11, 2000
14	Florida (Arkansas)	Oct. 18, 2003
14	Oregon St. (California)	Oct. 26, 2002
14	Auburn (LSU)	Dec. 1, 2001
14	Iowa (Penn St.)	Nov. 4, 2000

FORCED FUMBLES

FF	Team (Opponent)	Date
7	West Virginia (Cincinnati)	Sept. 13, 2003
7	Virginia (South Carolina)	Sept. 7, 2002
6	Troy St. (La.-Monroe)	Nov. 22, 2003
6	North Carolina St. (Georgia Tech)	Oct. 4, 2003
6	Boston College (Navy)	Oct. 19, 2002
6	Washington (Arizona St.)	Oct. 14, 2002
6	Washington (Idaho)	Sept. 2, 2002
5	Cincinnati (West Virginia)	Sept. 13, 2003
5	Iowa (Minnesota)	Nov. 16, 2002
5	Cincinnati (La.-Monroe)	Dec. 1, 2001
5	Arizona St. (San Jose St.)	Sept. 29, 2001
5	Clemson (UCF)	Sept. 1, 2001
5	Fresno St. (Colorado)	Aug. 26, 2001
5	Georgia (New Mexico St.)	Sept. 23, 2000

Team Single-Season Highs

MOST GAMES PLAYED (Counts Postseason Games)

Team, Year	No.
Brigham Young, 1996	15
Kansas St., 2003	15
Arizona St., 2002	14
Arkansas, 2002	14
Cincinnati, 2002	14
Colorado, 2002	14
Colorado St., 2002	14
Florida St., 2002	14
Fresno St., 2002	14
Georgia, 2002	14
Hawaii, 2002	14
Iowa St., 2002	14
Maryland, 2002	14
Nebraska, 2002	14

Team, Year	No.
New Mexico, 2002	14
North Carolina St., 2002	14
Ohio St., 2002	14
Oklahoma, 2002	14
Texas Tech, 2002	14
Toledo, 2002	14
Virginia, 2002	14
Virginia Tech, 2002	14
Wisconsin, 2002	14
Boise St., 2003	14
Bowling Green, 2003	14
California, 2003	14
Fresno St., 2003	14
Georgia, 2003	14
Hawaii, 2003	14
LSU, 2003	14
Miami (Ohio), 2003	14
Oklahoma, 2003	14
Before 1937 (Pre-NCAA Records):	
Yale, 1889	16
Pennsylvania, 1892	16
Yale, 1894	16
Pennsylvania, 1896	15
Pennsylvania, 1897	15
Yale, 1890	14
Harvard, 1891	14
Pennsylvania, 1895	14
Yale, 1896	14
MOST VICTORIES (Counts Postseason Games)	
Team, Year	No.
Brigham Young, 1996	14

Team, Year	No.
Ohio St., 2002	14
Nebraska, 1971	13
Brigham Young, 1984	13
Alabama, 1992	13
Nebraska, 1994	13
Nebraska, 1997	13
Tennessee, 1998	13
Marshall, 1999	13
Oklahoma, 2000	13
Georgia, 2002	13
Boise St., 2003	13
LSU, 2003	13
Miami (Ohio), 2003	13
Southern California, 1972	12
Pittsburgh, 1976	12
Southern California, 1978	12
Georgia, 1980	12
Clemson, 1981	12
Florida, 1995	12
Marshall, 1998	12
Southern California, 2003	12
Oklahoma, 2003	12
Prior to 1937 (Pre-NCAA Records):	
Yale, 1894	16
Yale, 1889	15
Pennsylvania, 1892	15
Pennsylvania, 1897	15
Pennsylvania, 1895	14
Pennsylvania, 1896	14
Yale, 1888	13
Yale, 1890	13
Harvard, 1891	13
Yale, 1891	13
Yale, 1892	13
Yale, 1895	13

Team, Year	No.
Yale, 1896	13
Minnesota, 1903	13
Minnesota, 1904	13
MOST LOSSES	
Team, Year	No.
Army, 2003	13
Colorado St., 1981	12
Hawaii, 1998	12
Southern Methodist, 2003	12
Mississippi St., 1976 (NCAA Sanctions)	11
Mississippi St., 1977 (NCAA Sanctions)	11
New Mexico, 1987	11
Kent St., 1993	11
Ohio, 1994	11
Duke, 1996	11
Illinois, 1997	11
Northern Ill., 1997	11
Rutgers, 1997	11
UNLV, 1998	11
Kent St., 1998	11
Ball St., 1999	11
South Carolina, 1999	11
Duke, 2000	11
Duke, 2001	11
Houston, 2001	11
Buffalo, 2002	11
Buffalo, 2003	11
East Caro., 2003	11
Illinois, 2003	11
La.-Monroe, 2003	11
Temple, 2003	11
UTEP, 2003	11

Toughest-Schedule Annual Leaders

The NCAA's toughest-schedule program (which began in 1977) is based on what all Division I-A opponents did against other Division I-A teams when not playing the team in question. Games against non-I-A teams are deleted, and nine intradivision games are required to qualify. (Bowl games are not included.) The leaders:

Year	Team (†Record)	Opponents' Record			
		W	L	T	Pct.
1977	Miami (Fla.) (3-8-0)	.66	42	2	.609
	Penn St. (10-1-0)	.61	39	2	.608
1978	Notre Dame (8-3-0)	.77	31	2	.709
	Southern California (11-1-0)	.79	40	1	.663
1979	UCLA (5-6-0)	.71	37	2	.655
	South Carolina (8-3-0)	.69	38	2	.642
1980	Florida St. (10-1-0)	.70	34	0	.673
	Miami (Fla.) (8-3-0)	.64	33	1	.658
1981	Penn St. (9-2-0)	.71	33	2	.679
	Temple (5-5-0)	.71	33	2	.669
1982	Penn St. (10-1-0)	.63	34	2	.646
	Kentucky (0-10-1)	.63	34	5	.642
1983	Auburn (10-1-0)	.70	31	3	.688
	UCLA (6-4-1)	.68	37	5	.641
1984	Penn St. (6-5-0)	.58	36	3	.613
	Georgia (7-4-0)	.60	39	4	.602
1985	Notre Dame (5-6-0)	.72	29	3	.707
	Alabama (8-2-1)	.65	32	5	.662

Year	Team (†Record)	Opponents' Record			
		W	L	T	Pct.
1986	Florida (6-5-0)	.64	29	3	.682
	LSU (9-2-0)	.67	36	2	.648
1987	Notre Dame (8-3-0)	.71	34	2	.673
	Florida St. (10-1-0)	.60	29	4	.667
1988	Virginia Tech (3-8-0)	.74	36	0	.673
	Arizona (7-4-0)	.70	37	3	.650
1989	Notre Dame (11-1-0)	.74	38	4	.655
	LSU (4-7-0)	.67	41	1	.619
1990	Colorado (10-1-1)	.72	42	3	.628
	Stanford (5-6-0)	.67	39	4	.627
1991	South Carolina (3-6-2)	.57	31	2	.644
	Florida (10-2-0)	.66	37	1	.639
1992	Southern California (6-5-1)	.68	38	4	.636
	Stanford (10-3-0)	.73	43	4	.625
1993	LSU (5-6-0)	.67	38	5	.632
	Purdue (1-10-0)	.66	38	3	.631
1994	Michigan (8-4-0)	.67	38	6	.631
	Oklahoma (6-6-0)	.66	39	4	.624
1995	Notre Dame (9-3-0)	.67	37	5	.638
	Illinois (5-5-1)	.69	40	2	.631
1996	Florida (12-1)	.70	41	0	.631
	UCLA (5-6)	.66	41	0	.617
1997	Colorado (5-6)	.76	37	0	.673
	Auburn (10-3)	.80	39	0	.672
1998	Auburn (3-8)	.74	34	0	.685
	Missouri (7-4)	.66	36	0	.647

†Not including bowl games. ‡When not playing the team listed.

Top 10 Toughest-Schedule Leaders for 1999-03

1999		
Team	\$Opp. Record	Pct.
1. Alabama	.80-38	.678
2. Auburn	.62-36	.633
3. Notre Dame	.74-46	.617
4. South Carolina	.66-43	.606
5. Florida St.	.65-43	.602
6. Miami (Fla.)	.66-44	.600
7. Ohio St.	.70-47	.598
8. Michigan	.67-45	.598
9. Penn St.	.72-49	.595
10. Temple	.63-44	.589
Clemson	.63-44	.589
2000		
Team	\$Opp. Record	Pct.
1. Florida	.79-42	.653
2. Florida St.	.78-44	.639
3. Miami (Fla.)	.65-37	.637
4. Colorado	.69-44	.611
5. Kansas	.64-41	.610
6. Virginia Tech	.67-43	.609
West Virginia	.67-43	.609
8. Stanford	.71-47	.601

Team	\$Opp. Record	Pct.
9. Iowa.....	.75-50	.600
10. Alabama.....	.66-45	.595
UCLA.....	.66-45	.595

2001

Team	\$Opp. Record	Pct.
1. California.....	.73-39	.652
2. Colorado.....	.79-45	.637
3. Kansas.....	.66-38	.635
4. Kansas St.....	.72-42	.632
5. Mississippi St.....	.65-38	.631
6. Tennessee.....	.76-45	.628
7. Arkansas.....	.64-38	.627
8. Oklahoma St.....	.64-39	.621

Team	\$Opp. Record	Pct.
9. Florida St.....	.70-43	.619
Wisconsin.....	.70-43	.619

2002

Team	\$Opp. Record	Pct.
1. Southern California.....	.107-58	.649
2. Iowa St.....	.107-62	.633
3. Texas Tech.....	.108-66	.621
4. Arkansas.....	.104-64	.619
5. Florida.....	.97-60	.618
6. Stanford.....	.87-54	.617
7. Florida St.....	.112-70	.615
8. Miami (Fla.).....	.91-57	.615
9. Wisconsin.....	.108-68	.614
10. Alabama.....	.98-62	.613

2003

Team	\$Opp. Record	Pct.
1. Alabama.....	.98-50	.662
2. Florida.....	.89-48	.650
3. Notre Dame.....	.89-49	.645
4. Texas A&M.....	.82-53	.607
5. Arizona.....	.84-55	.604
6. Iowa St.....	.76-50	.603
7. Bowling Green.....	.77-51	.602
8. Kansas St.....	.86-59	.593
9. Ohio St.....	.87-60	.592
10. South Carolina.....	.80-56	.588

\$When not playing the team listed.

Annual Most-Improved Teams

Year	Team	\$Games Improved	From	To	Coach
1937	California	4½	1936 6-5-0	1937 *10-0-1	Stub Allison
	Syracuse	4½	1936 1-7-0	1937 5-2-1	#Ossie Solem
1938	TCU	5½	1937 4-4-2	1938 *11-0-0	Dutch Meyer
1939	Texas A&M	5½	1938 4-4-1	1939 *11-0-0	Homer Norton
1940	Stanford	8	1939 1-7-1	1940 *10-0-0	#Clark Shaughnessy
1941	Vanderbilt	4½	1940 3-6-1	1941 8-2-0	Red Sanders
1942	Utah St.	5½	1941 0-8-0	1942 6-3-1	Dick Romney
1943	Purdue	8	1942 1-8-0	1943 9-0-0	Elmer Burnham
1944	Ohio St.	6	1943 3-6-0	1944 9-0-0	#Carroll Widdoes
1945	Miami (Fla.)	7	1944 1-7-1	1945 *9-1-1	Jack Harding
1946	Illinois	5	1945 2-6-1	1946 *8-2-0	Ray Eliot
	Kentucky	5	1945 2-8-0	1946 7-3-0	#Paul "Bear" Bryant
1947	California	6½	1946 2-7-0	1947 9-1-0	#Lynn "Pappy" Waldorf
1948	Clemson	6	1947 4-5-0	1948 *11-0-0	Frank Howard
1949	Tulsa	5	1948 0-9-1	1949 5-4-1	J. O. Brothers
1950	Brigham Young	5	1949 0-11-0	1950 4-5-1	Chick Atkinson
	Texas A&M	5	1949 1-8-1	1950 *7-4-0	Harry Stiteler
1951	Georgia Tech	6	1950 5-6-0	1951 *11-0-1	Bobby Dodd
1952	Alabama	4½	1951 5-6-0	1952 *10-2-0	Harold "Red" Drew
1953	Texas Tech	7	1952 3-7-1	1953 *11-1-0	DeWitt Weaver
1954	Denver	5	1953 3-5-2	1954 9-1-0	Bob Blackman
1955	Texas A&M	6½	1954 1-9-0	1955 7-2-1	Paul "Bear" Bryant
1956	Iowa	5	1955 3-5-1	1956 *9-1-0	Forest Evashevski
1957	Notre Dame	5	1956 2-8-0	1957 7-3-0	Terry Brennan
	Texas	5	1956 1-9-0	1957 †6-4-1	#Darrell Royal
1958	Air Force	6	1957 3-6-1	1958 †9-0-1	#Ben Martin
1959	Washington	6½	1958 3-7-0	1959 *10-1-0	Jim Owens
1960	Minnesota	5½	1959 2-7-0	1960 †8-2-0	Murray Warmath
	North Carolina St.	5½	1959 1-9-0	1960 6-3-1	Earle Edwards
1961	Villanova	6	1960 2-8-0	1961 *8-2-0	Alex Bell
1962	Southern California	6	1961 4-5-1	1962 *11-0-0	John McKay
1963	Illinois	6	1962 2-7-0	1963 *8-1-1	Pete Elliott
1964	Notre Dame	6½	1963 2-7-0	1964 9-1-0	#Ara Parseghian
1965	UTEP	6½	1964 0-8-2	1965 *8-3-0	#Bobby Dobbs
1966	Dayton	6½	1965 1-8-1	1966 8-2-0	John McVay
1967	Indiana	7	1966 1-8-1	1967 †9-2-0	John Pont
1968	Arkansas	5	1967 4-5-1	1968 *10-1-0	Frank Broyles
1969	UCLA	5½	1968 3-7-0	1969 8-1-1	Tommy Prothro
1970	Tulsa	5	1969 1-9-0	1970 6-4-0	#Claude Gibson
1971	Army	5	1970 1-9-1	1971 6-4-0	Tom Cahill
	Georgia	5	1970 5-5-0	1971 *11-1-0	Vince Dooley
1972	Pacific (Cal.)	5	1971 3-8-0	1972 8-3-0	Chester Caddas
	Southern California	5	1971 6-4-1	1972 *12-0-0	John McKay
	UCLA	5	1971 2-7-1	1972 8-3-0	Pepper Rodgers
1973	Pittsburgh	5	1972 1-10-0	1973 †6-5-1	#Johnny Majors
1974	Baylor	5½	1973 2-9-0	1974 †8-4-0	Grant Teaff
1975	Arizona St.	5	1974 7-5-0	1975 *12-0-0	Frank Kush
1976	Houston	7	1975 2-8-0	1976 *10-2-0	Bill Yeoman
1977	Miami (Ohio)	7	1976 3-8-0	1977 10-1-0	Dick Crum
1978	Tulsa	6	1977 3-8-0	1978 9-2-0	John Cooper
1979	Wake Forest	6½	1978 1-10-0	1979 †8-4-0	John Mackovic
1980	Florida	7	1979 0-10-1	1980 *8-4-0	Charley Pell
1981	Clemson	5½	1980 6-5-0	1981 *12-0-0	Danny Ford
1982	La.-Lafayette	6	1981 1-9-1	1982 7-3-1	Sam Robertson
	New Mexico	6	1981 4-7-1	1982 10-1-0	Joe Morrison

Year	Team	\$Games Improved	From	To	Coach
1983	Kentucky	5½	1982 0-10-1	1983 †6-5-1	Jerry Claiborne
	Memphis	5½	1982 1-10-0	1983 6-4-1	Rex Dockery
1984	Army	6	1983 2-9-0	1984 *8-3-1	Jim Young
1985	Colorado	5½	1984 1-10-0	1985 †7-5-0	Bill McCartney
	Fresno St.	5½	1984 6-6-0	1985 *11-0-1	Jim Sweeney
1986	San Jose St.	7	1985 2-8-1	1986 *10-2-0	Claude Gilbert
1987	Syracuse	6	1986 5-6-0	1987 †11-0-1	Dick MacPherson
1988	Washington St.	5	1987 3-7-1	1988 *9-3-0	Dennis Erickson
	West Virginia	5	1987 6-6-0	1988 †11-1-0	Don Nehlen
1989	Tennessee	5½	1988 5-6-0	1989 *11-1-0	Johnny Majors
1990	Temple	6	1989 1-10-0	1990 7-4-0	Jerry Berndt
1991	Tulsa	6½	1990 3-8-0	1991 *10-2-0	Dave Rader
1992	Hawaii	6	1991 4-7-1	1992 *11-2-0	Bob Wagner
1993	La.-Lafayette	6	1992 2-9-0	1993 8-3-0	Nelson Stokley
	Virginia Tech	6	1992 2-8-1	1993 *9-3-0	Frank Beamer
1994	Colorado St.	4½	1993 5-6-0	1994 †10-2-0	Sonny Lubick
	Duke	4½	1993 3-8-0	1994 †8-4-0	#Fred Goldsmith
	East Caro.	4½	1993 2-9-0	1994 †7-5-0	Steve Logan
1995	Northwestern	6	1994 3-7-1	1995 †10-2-0	Gary Barnett
1996	Brigham Young	5	1995 7-4-0	1996 *14-1-0	LaVell Edwards
1997	Western Mich.	6	1996 2-9-0	1997 8-3-0	Gary Darnell
1998	Louisville	5½	1997 1-10-0	1998 7-5-0	#John L. Smith
	TCU	5½	1997 1-10-0	1998 7-5-0	#Dennis Franchione
1999	Hawaii	8½	1998 0-12-0	1999 *9-4-0	#June Jones
2000	South Carolina	7½	1999 0-11-0	2000 *8-4-0	Lou Holtz
2001	Bowling Green	6	2000 2-9-0	2001 8-3-0	#Urban Meyer
	Colorado	6	2000 3-8-0	2001 †10-3-0	Gary Barnett
	Hawaii	6	2000 3-9-0	2001 9-3-0	June Jones
2002	Ohio St.	6	2001 7-5-0	2002 *14-0-0	Jim Tressel
2003	Tulsa	6½	2002 1-11-0	2003 8-5-0	#Steve Kragthorpe

\$To determine games improved, add the difference in victories between the two seasons to the difference in losses, then divide by two; ties not counted. Bowl victory (*), loss (†), tie (#) included in record. #First year as head coach at that college.

All-Time Most-Improved Teams

Games	Team (Year)	Games	Team (Year)
8½	Hawaii (1999)	6½	Tulsa (2003)
8	Purdue (1943)	6½	Tulsa (1991)
8	Stanford (1940)	6½	Wake Forest (1979)
7½	South Carolina (2000)	6½	Toledo (1967)
7	San Jose St. (1986)	6½	Dayton (1966)
7	Florida (1980)	6½	UTEP (1965)
7	Miami (Ohio) (1977)	6½	Notre Dame (1964)
7	Houston (1976)	6½	Washington (1959)
7	Indiana (1967)	6½	Texas A&M (1955)
7	Texas Tech (1953)	6½	California (1947)
7	Miami (Fla.) (1945)		

2003 Most-Improved Teams

College (Coach)	2002	2003	\$Games Improved
Tulsa (Steve Kragthorpe)	1-11	8-5	6½
Memphis (Tommy West)	3-9	9-4	5½
Navy (Paul Johnson)	2-10	8-5	5½
Miami (Ohio) (Terry Hoepfner)	7-5	13-1	5
LSU (Nick Saban)	8-5	13-1	4½
Utah (Urban Meyer)	5-6	10-2	4½
Rutgers (Greg Schiano)	1-11	5-7	4
Kansas (Mark Mangino)	2-10	6-7	3½
Michigan St. (John L. Smith)	4-8	8-5	3½
Nebraska (Frank Solich/Bo Pelini)*	7-7	10-3	3½

\$To determine games improved, add the difference in victories between the two seasons to the difference in losses, then divide by two. Includes bowl games. *Pelini served as interim coach for Nebraska in the Alamo Bowl.

All-Time Team Won-Lost Records

BY PERCENTAGE

Includes records as senior college only. Bowl and playoff games are included, and each tie game is computed as half won and half lost. Teams listed with years in parentheses indicates reclassification to Division I-A. The year in parentheses is the first year of Division I-A membership. Note: Tiebreaker rule began with 1996 season.

Team	Yrs.	Won	Lost	Tied	Pct.	Total Games
Notre Dame	115	796	257	42	.74612	1095
Michigan	124	833	272	36	.74584	1141
Alabama	109	758	293	43	.713	1094
Oklahoma	109	737	284	53	.711	1074
Ohio St.	114	756	294	53	.709	1103
Texas	111	776	309	33	.709	1118
Nebraska	114	781	311	40	.708	1132
Tennessee	107	736	303	53	.698	1092
Southern California	111	707	297	54	.694	1058
Penn St.	117	756	331	41	.688	1128
Boise St. (1996)	36	284	135	2	.677	421
Florida St.	57	419	197	17	.675	633
South Fla. (2000)	7	51	26	0	.662	77
Miami (Ohio)	115	624	343	44	.639	1011
Georgia	110	673	370	54	.638	1097
Washington	114	638	353	50	.637	1041
Miami (Fla.)	77	507	285	19	.637	811
LSU	110	649	369	47	.631	1065
Auburn	111	634	379	47	.620	1060
Arizona St.	91	507	310	24	.617	841

Team	Yrs.	Won	Lost	Tied	Pct.	Total Games
Florida	97	590	359	40	.617	989
Colorado	114	635	391	36	.615	1062
Central Mich.	103	522	326	36	.611	884
Texas A&M	109	627	404	48	.603	1079
Syracuse	114	658	428	49	.601	1135
UCLA	85	505	330	37	.600	872
Army	114	622	406	51	.600	1079
Bowling Green	85	450	295	52	.597	797
Arkansas	110	619	413	40	.596	1072
Southern Miss.	87	492	330	26	.596	848
Michigan St.	107	580	387	44	.595	1011
Fresno St.	82	500	336	29	.595	865
Georgia Tech	111	623	421	43	.593	1087
Virginia Tech	110	605	410	46	.592	1061
Middle Tenn. (1999)	87	483	333	28	.589	844
Clemson	108	594	408	45	.589	1047
Minnesota	120	609	422	43	.587	1074
West Virginia	111	623	433	45	.586	1101
Arizona	99	519	370	33	.581	922
Pittsburgh	114	620	448	42	.577	1110
Boston College	105	561	406	36	.577	1003
Stanford	97	533	388	49	.575	970
Louisiana Tech (1989)	100	510	373	37	.574	920
Mississippi	109	583	428	35	.574	1046
North Carolina	113	613	449	54	.573	1116
Utah	110	545	403	31	.573	979
San Diego St.	81	453	336	32	.571	821
Troy St. (2002)	73	398	303	15	.566	716
Western Mich.	98	474	362	24	.565	860
Hawaii	88	466	359	26	.563	851
Brigham Young	79	451	353	26	.559	830
Tulsa	99	508	399	27	.558	934
California#	108	570	454	51	.554	1075
Wisconsin	114	556	445	53	.553	1054
Texas Tech	79	457	371	32	.550	860
Air Force	48	290	239	13	.547	542
Toledo	83	428	355	24	.545	807
Navy	123	589	496	57	.541	1142
Purdue	116	538	457	48	.539	1043
Oregon	108	517	443	46	.537	1006
North Texas (1995)	88	450	388	33	.536	871
Maryland	111	566	493	42	.533	1101
Ball St.	79	370	324	32	.532	726
Illinois	113	542	475	50	.531	1067
Virginia	114	577	506	48	.531	1131
Nevada (1992)	93	445	391	32	.531	868
Missouri	113	557	490	52	.530	1099
UAB (1996)	13	74	66	3	.528	143
Northern Ill.	102	463	420	51	.523	934
Houston	58	320	294	15	.521	629
Iowa	115	529	486	39	.520	1054
UCF (1996)	25	141	130	1	.520	272
Duke	91	440	408	31	.518	879
East Caro.	68	345	323	12	.516	680
San Jose St.	85	418	391	38	.516	847
Marshall (1997)	100	487	456	44	.516	987
Akron	103	455	431	36	.513	922
Utah St.	106	459	435	31	.513	925
Baylor	101	502	481	43	.510	1026
Vanderbilt	114	531	511	50	.509	1092
Washington St.	107	467	450	45	.509	962
North Carolina St.	112	502	485	55	.508	1042
TCU	107	510	494	56	.508	1060
Kentucky	113	532	517	44	.507	1093
Kansas	114	525	519	58	.503	1102
UNLV	36	201	199	4	.502	404
South Carolina	110	495	499	44	.498	1038
Louisville	85	394	399	17	.497	810
Rutgers	134	558	566	42	.497	1166
Southern Methodist	87	423	434	54	.494	911
Memphis	88	400	415	32	.491	847
Ohio	108	461	479	48	.491	988
Wyoming	107	451	471	28	.489	950
Cincinnati	116	494	519	51	.488	1064
Oklahoma St.	104	464	489	39	.487	992
La.-Lafayette	96	439	465	32	.486	936
Colorado St.	105	443	472	33	.485	948
Connecticut (2002)	105	430	465	38	.481	933
Tulane	110	468	523	38	.473	1029
Eastern Mich.	111	404	455	46	.472	905
Oregon St.	107	446	503	50	.471	999
New Mexico	105	418	482	31	.466	931
Iowa St.	112	459	537	46	.463	1042

Team	Yrs.	Won	Lost	Tied	Pct.	Total Games
Idaho (1996)	106	413	488	25	.460	926
Temple	105	391	479	52	.452	922
Rice	92	402	502	32	.447	936
New Mexico St.	108	400	504	32	.444	936
Kansas St.	108	426	564	42	.433	1032
La.-Monroe (1994)	53	237	314	8	.431	559
Buffalo (1999)	90	311	415	29	.431	755
Northwestern	116	434	586	44	.429	1064
Indiana	116	417	565	44	.428	1026
UTEP	86	324	481	30	.406	835
Wake Forest	102	371	560	33	.402	964
Kent St.	81	282	445	28	.392	755

ALPHABETICAL LISTING

Team	Yrs.	Won	Lost	Tied	Pct.	Total Games
Air Force	48	290	239	13	.547	542
Akron	103	455	431	36	.513	922
Alabama	109	758	293	43	.713	1094
UAB (1996)	13	74	66	3	.528	143
Arizona	99	519	370	33	.581	922
Arizona St.	91	507	310	24	.617	841
Arkansas	110	619	413	40	.596	1072
Arkansas St. (1992)	89	382	402	37	.488	821
Army	114	622	406	51	.600	1079
Auburn	111	634	379	47	.620	1060
Ball St.	79	370	324	32	.532	726
Baylor	101	502	481	43	.510	1026
Boise St. (1996)	36	284	135	2	.677	421
Boston College	105	561	406	36	.577	1003
Bowling Green	85	450	295	52	.597	797
Brigham Young	79	451	353	26	.559	830
Buffalo (1999)	90	311	415	29	.431	755
California#	108	570	454	51	.554	1075
UCF (1996)	25	141	130	1	.520	272
Central Mich.	103	522	326	36	.611	884
Cincinnati	116	494	519	51	.488	1064
Clemson	108	594	408	45	.589	1047
Colorado	114	635	391	36	.615	1062
Colorado St.	105	443	472	33	.485	948
Connecticut (2002)	105	430	465	38	.481	933
Duke	91	440	408	31	.518	879
East Caro.	68	345	323	12	.516	680
Eastern Mich.	111	404	455	46	.472	905
Florida	97	590	359	40	.617	989
Florida St.	57	419	197	17	.675	633
Fresno St.	82	500	336	29	.595	865
Georgia	110	673	370	54	.638	1097
Georgia Tech	111	623	421	43	.593	1087
Hawaii	88	466	359	26	.563	851
Houston	58	320	294	15	.521	629
Idaho (1996)	106	413	488	25	.460	926
Illinois	113	542	475	50	.531	1067
Indiana	116	417	565	44	.428	1026
Iowa	115	529	486	39	.520	1054
Iowa St.	112	459	537	46	.463	1042
Kansas	114	525	519	58	.503	1102
Kansas St.	108	426	564	42	.433	1032
Kent St.	81	282	445	28	.392	755
Kentucky	113	532	517	44	.507	1093
La.-Lafayette	96	439	465	32	.486	936
La.-Monroe (1994)	53	237	314	8	.431	559
Louisiana Tech (1989)	100	510	373	37	.574	920
Louisville	85	394	399	17	.497	810
LSU	110	649	369	47	.631	1065
Marshall (1997)	100	487	456	44	.516	987
Maryland	111	566	493	42	.533	1101
Memphis	88	400	415	32	.491	847
Miami (Fla.)	77	507	285	19	.637	811
Miami (Ohio)	115	624	343	44	.639	1011
Michigan	124	833	272	36	.746	1141
Michigan St.	107	580	387	44	.595	1011
Middle Tenn. (1999)	87	483	333	28	.589	844
Minnesota	120	609	422	43	.587	1074
Mississippi	109	583	428	35	.574	1046
Mississippi St.	104	464	489	39	.487	992
Missouri	113	557	490	52	.530	1099
Navy	123	589	496	57	.541	1142
Nebraska	114	781	311	40	.708	1132
Nevada (1992)	93	445	391	32	.531	868
UNLV	36	201	199	4	.502	404
New Mexico	105	418	482	31	.466	931
New Mexico St.	108	400	504	32	.444	936
North Carolina	113	613	449	54	.573	1116

Team	Yrs.	Won	Lost	Tied	Pct.	Total Games	Team	Yrs.	Won	Lost	Tied	Pct.	Total Games
North Carolina St.	112	502	485	55	.508	1042	LSU	110	649	369	47	.631	1065
North Texas (1995)	88	450	388	33	.536	871	Washington	114	638	353	50	.637	1041
Northern Ill.	102	463	420	51	.523	934	Colorado	114	635	391	36	.615	1062
Northwestern	116	434	586	44	.429	1064	Auburn	111	634	379	47	.620	1060
Notre Dame	115	796	257	42	.746	1095	Texas A&M	109	627	404	48	.603	1079
Ohio	108	461	479	48	.491	988	Miami (Ohio)	115	624	343	44	.639	1011
Ohio St.	114	756	294	53	.709	1103	Georgia Tech	111	623	421	43	.593	1087
Oklahoma	109	737	284	53	.711	1074	West Virginia	111	623	433	45	.586	1101
Oklahoma St.	102	464	488	48	.488	1000	Army	114	622	406	51	.600	1079
Oregon	108	517	443	46	.537	1006	Pittsburgh	114	620	448	42	.577	1110
Oregon St.	107	446	503	50	.471	999	Arkansas	110	619	413	40	.596	1072
Penn St.	117	756	331	41	.688	1128	North Carolina	113	613	449	54	.573	1116
Pittsburgh	114	620	448	42	.577	1110	Minnesota	120	609	422	43	.587	1074
Purdue	116	538	457	48	.539	1043	Virginia Tech	110	605	410	46	.592	1061
Rice	92	402	502	32	.447	936	Clemson	108	594	408	45	.589	1047
Rutgers	134	558	566	42	.497	1166	Florida	97	590	359	40	.617	989
San Diego St.	81	453	336	32	.571	821	Navy	123	589	496	57	.541	1142
San Jose St.	85	418	391	38	.516	847	Mississippi	109	583	428	35	.574	1046
South Carolina	110	495	499	44	.498	1038	Michigan St.	107	580	387	44	.595	1011
South Fla. (2000)	7	51	26	0	.662	77	Virginia	114	577	506	48	.531	1131
Southern California	111	707	297	54	.694	1058	California#	108	570	454	51	.554	1075
Southern Methodist	87	423	434	54	.494	911	Maryland	111	566	493	42	.533	1101
Southern Miss.	87	492	330	26	.596	848	Boston College	105	561	406	36	.577	1003
Stanford	97	533	388	49	.575	970	Rutgers	134	558	566	42	.497	1166
Syracuse	114	658	428	49	.601	1135	Missouri	113	557	490	52	.530	1099
TCU	107	510	494	56	.508	1060	Wisconsin	114	556	445	53	.553	1054
UTEP	86	324	481	30	.406	835	Utah	110	545	403	31	.573	979
Temple	105	391	479	52	.452	922	Illinois	113	542	475	50	.531	1067
Tennessee	107	736	303	53	.698	1092	Purdue	116	538	457	48	.539	1043
Texas	111	776	309	33	.709	1118	Stanford	97	533	388	49	.575	970
Texas A&M	109	627	404	48	.603	1079	Kentucky	113	532	517	44	.507	1093
Texas Tech	79	457	371	32	.550	860	Vanderbilt	114	531	511	50	.509	1092
Toledo	83	428	355	24	.545	807	Iowa	115	529	486	39	.520	1054
Troy St. (2002)	73	398	303	15	.566	716	Kansas	114	525	519	58	.503	1102
Tulane	110	468	523	38	.473	1029	Central Mich.	103	522	326	36	.611	884
Tulsa	99	508	399	27	.558	934	Arizona	99	519	370	33	.581	922
UCLA	85	505	330	37	.600	872	Oregon	108	517	443	46	.537	1006
Utah	110	545	403	31	.573	979	Louisiana Tech (1989)	100	510	373	37	.574	920
Utah St.	106	459	435	31	.513	925	TCU	107	510	494	56	.508	1060
Vanderbilt	114	531	511	50	.509	1092	Tulsa	99	508	399	27	.558	934
Virginia	114	577	506	48	.531	1131	Miami (Fla.)	77	507	285	19	.637	811
Virginia Tech	110	605	410	46	.592	1061	Arizona St.	91	507	310	24	.617	841
Wake Forest	102	371	560	33	.402	964	UCLA	85	505	330	37	.600	872
Washington	114	638	353	50	.637	1041	Baylor	101	502	481	43	.510	1026
Washington St.	107	467	450	45	.509	962	North Carolina St.	112	502	485	55	.508	1042
West Virginia	111	623	433	45	.586	1101	Fresno St.	82	500	336	29	.595	865
Western Mich.	98	474	362	24	.565	860	South Carolina	110	495	499	44	.498	1038
Wisconsin	114	556	445	53	.553	1054	Cincinnati	116	494	519	51	.488	1064
Wyoming	107	451	471	28	.489	950	Southern Miss.	87	492	330	26	.596	848
							Marshall (1997)	100	487	456	44	.516	987
							Middle Tenn. (1999)	87	483	333	28	.589	844
							Western Mich.	98	474	362	24	.565	860
							Tulane	110	468	523	38	.473	1029
							Washington St.	107	467	450	45	.509	962
							Hawaii	88	466	359	26	.563	851
							Oklahoma St.	102	464	488	48	.488	1000
							Mississippi St.	104	464	489	39	.487	992
							Northern Ill.	102	463	420	51	.523	934
							Ohio	108	461	479	48	.491	988
							Utah St.	106	459	435	31	.513	925
							Iowa St.	112	459	537	46	.463	1042
							Texas Tech	79	457	371	32	.550	860
							Akron	103	455	431	36	.513	922
							San Diego St.	81	453	336	32	.571	821
							Brigham Young	79	451	353	26	.559	830

BY VICTORIES

Team	Yrs.	Won	Lost	Tied	Pct.	Total Games
Michigan	124	833	272	36	.746	1141
Notre Dame	115	796	257	42	.746	1095
Nebraska	114	781	311	40	.708	1132
Texas	111	776	309	33	.709	1118
Alabama	109	758	293	43	.713	1094
Ohio St.	114	756	294	53	.709	1103
Penn St.	117	756	331	41	.688	1128
Oklahoma	109	737	284	53	.711	1074
Tennessee	107	736	303	53	.698	1092
Southern California	111	707	297	54	.694	1058
Georgia	110	673	370	54	.638	1097
Syracuse	114	658	428	49	.601	1135

Team	Yrs.	Won	Lost	Tied	Pct.	Total Games
Wyoming	107	451	471	28	.489	950
Bowling Green	85	450	295	52	.597	797
North Texas (1995)	88	450	388	33	.536	871
Oregon St.	107	446	503	50	.471	999
Nevada (1992)	93	445	391	32	.531	868
Colorado St.	105	443	472	33	.485	948
Duke	91	440	408	31	.518	879
La.-Lafayette	96	439	465	32	.486	936
Northwestern	116	434	586	44	.429	1064
Connecticut (2002)	105	430	465	38	.481	933
Toledo	83	428	355	24	.545	807
Kansas St.	108	426	564	42	.433	1032
Southern Methodist	87	423	434	54	.494	911
Florida St.	57	419	197	17	.675	633
San Jose St.	85	418	391	38	.516	847
New Mexico	105	418	482	31	.466	931
Indiana	116	417	565	44	.428	1026
Idaho (1996)	106	413	488	25	.460	926
Eastern Mich.	111	404	455	46	.472	905
Rice	92	402	502	32	.447	936
Memphis	88	400	415	32	.491	847
New Mexico St.	108	400	504	32	.444	936
Troy St. (2002)	73	398	303	15	.566	716
Louisville	85	394	399	17	.497	810
Temple	105	391	479	52	.452	922
Arkansas St. (1992)	89	382	402	37	.488	821
Wake Forest	102	371	560	33	.402	964
Ball St.	79	370	324	32	.532	726
East Caro.	68	345	323	12	.516	680
UTEP	86	324	481	30	.406	835
Houston	58	320	294	15	.521	629
Buffalo (1999)	90	311	415	29	.431	755
Air Force	48	290	239	13	.547	542
Boise St. (1996)	36	284	135	2	.677	421
Kent St.	81	282	445	28	.392	755
La.-Monroe (1994)	53	237	314	8	.431	559
UNLV	36	201	199	4	.502	404
UCF (1996)	25	141	130	1	.520	272
UAB (1996)	13	74	66	3	.528	143
South Fla. (2000)	7	51	26	0	.662	77

#1999 record was vacated by action of the NCAA Committee on Infractions.

Records in the 2000s

(2000-01-02-03, Including Bowls)

BY PERCENTAGE

Team	2000		2001		2002		2003		Total	Pct.	
	W	L	W	L	W	L	W	L			
Miami (Fla.)	11	1	12	0	12	1	11	2	46	4	.920
Oklahoma	13	0	11	2	12	2	12	2	48	6	.889
Boise St.	10	2	8	4	12	1	13	1	43	8	.843
Texas	9	3	11	2	11	2	10	3	41	10	.804
Ohio St.	8	4	7	5	14	0	11	2	40	11	.784
Georgia	8	4	8	4	13	1	11	3	40	12	.769
TCU	10	2	6	6	10	2	11	2	37	12	.755
Toledo	10	1	10	2	9	5	8	4	37	12	.755
LSU	8	4	10	3	8	5	13	1	39	13	.750
Marshall	8	5	11	2	11	2	8	4	38	13	.745
Michigan	9	3	8	4	10	3	10	3	37	13	.740
Virginia Tech	11	1	8	3	10	4	8	5	37	13	.740
Florida St.	11	2	8	4	9	5	10	3	38	14	.731
Nebraska	10	2	11	2	7	7	10	3	38	14	.731
Tennessee	8	4	11	2	8	5	10	3	37	14	.725

Team	2000		2001		2002		2003		Total	Pct.	
	W	L	W	L	W	L	W	L			
Kansas St.	11	3	6	6	11	2	11	4	39	15	.722
Maryland	5	6	10	2	11	3	10	3	36	14	.720
Oregon	10	2	11	1	7	6	8	5	36	14	.720
Florida	10	3	10	2	8	5	8	5	36	15	.706
Louisville	9	3	11	2	7	6	9	4	36	15	.706
South Fla.	7	4	8	3	9	2	7	4	31	13	.705
Washington St.	4	7	10	2	10	3	10	3	34	15	.694
Southern California	5	7	6	6	11	2	12	1	34	16	.680
Miami (Ohio)	6	5	7	5	7	5	13	1	33	16	.673
Fresno St.	7	5	11	3	9	5	9	5	36	18	.667
Colorado St.	10	2	7	5	10	4	7	6	34	17	.667
North Carolina St.	8	4	7	5	11	3	8	5	34	17	.667
Oregon St.	11	1	5	6	8	5	8	5	32	17	.653
Washington	11	1	8	4	7	6	6	6	32	17	.653
Northern Ill.	6	5	6	5	8	4	10	2	30	16	.652
Auburn	9	4	7	5	9	4	8	5	33	18	.647
Boston College	7	5	8	4	9	4	8	5	32	18	.640
Clemson	9	3	7	5	7	6	9	4	32	18	.640
Mississippi	7	5	7	4	7	6	10	3	31	18	.633
Bowling Green	2	9	8	3	9	3	11	3	30	18	.625
Iowa	3	9	7	5	11	2	10	3	31	19	.620
Pittsburgh	7	5	7	5	9	4	8	5	31	19	.620
Air Force	9	3	6	6	8	5	7	5	30	19	.612
Southern Miss.	8	4	6	5	7	6	9	4	30	19	.612
Arkansas	6	6	7	5	9	5	9	4	31	20	.608
Georgia Tech	9	3	8	5	7	6	7	6	31	20	.608
Notre Dame	9	3	5	6	10	3	5	7	29	19	.604
Purdue	8	4	6	6	7	6	9	4	30	20	.600
Hawaii	3	9	9	3	10	4	9	5	31	21	.596
Texas Tech	7	6	7	5	9	5	8	5	31	21	.596
Utah	4	7	8	4	5	6	10	2	27	19	.587
Minnesota	6	6	4	7	8	5	10	3	28	21	.571
South Carolina	8	4	9	3	5	7	5	7	27	21	.563
Wisconsin	9	4	5	7	8	6	7	6	29	23	.558
Troy St.	9	3	7	4	4	8	6	6	26	21	.553
UCLA	6	6	7	4	8	5	6	7	27	22	.551
West Virginia	7	5	3	8	9	4	8	5	27	22	.551
Virginia	6	6	5	7	9	5	8	5	28	23	.549
Syracuse	6	5	10	3	4	8	6	6	26	22	.542
Brigham Young	6	6	12	2	5	7	4	8	27	23	.540
Colorado	3	8	10	3	9	5	5	7	27	23	.540
Texas A&M	7	5	8	4	6	6	4	8	25	23	.521
Cincinnati	7	5	7	5	7	7	5	7	26	24	.520
New Mexico	5	7	6	5	7	7	8	5	26	24	.520
North Texas	3	8	5	7	8	5	9	4	25	24	.510
Iowa St.	9	3	7	5	7	7	2	10	25	25	.500
Michigan St.	5	6	7	5	4	8	8	5	24	24	.500
Oklahoma St.	3	8	4	7	8	5	9	4	24	24	.500
UAB	7	4	6	5	5	7	5	7	23	23	.500
UCF	7	4	6	5	7	5	3	9	23	23	.500
Alabama	3	8	7	5	10	3	4	9	24	25	.490
Western Mich.	9	3	5	6	4	8	5	7	23	24	.489
UNLV	8	5	4	7	5	7	6	6	23	25	.479
Middle Tenn.	6	5	8	3	4	8	4	8	22	24	.478
Arizona St.	6	6	4	7	8	6	5	7	23	26	.469
Penn St.	5	7	5	6	9	4	3	9	22	26	.458
Tulane	6	5	3	9	8	5	5	7	22	26	.458
Akron	6	5	4	7	4	8	7	5	21	25	.457
Illinois	5	6	10	2	5	7	1	11	21	26	.447
Memphis	4	7	5	6	3	9	9	4	21	26	.447
Stanford	5	6	9	3	2	9	4	7	20	25	.444
Northwestern	8	4	4	7	3	9	6	7	21	27	.438
Ball St.	5	6	5	6	6	6	4	8	20	26	.435
Connecticut	3	8	2	9	6	6	9	3	20	26	.435
Rice	3	8	8	4	4	7	5	7	20	26	.435

Team	2000		2001		2002		2003		W	Total L	Pct.
	W	L	W	L	W	L	W	L			
Missouri	3	8	4	7	5	7	8	5	20	27	.426
Wake Forest	2	9	6	5	7	6	5	7	20	27	.426
California	3	8	1	10	7	5	8	6	19	29	.396
East Caro.	8	4	6	6	4	8	1	11	19	29	.396
Louisiana Tech	3	9	7	5	4	8	5	7	19	29	.396
North Carolina	6	5	8	5	3	9	2	10	19	29	.396
San Jose St.	7	5	3	9	6	7	3	8	19	29	.396
New Mexico St.	3	8	5	7	7	5	3	9	18	29	.383
Utah St.	5	6	4	7	4	7	3	9	16	29	.356
Arizona	5	6	5	6	4	8	2	10	16	30	.348
Mississippi St.	8	4	3	8	3	9	2	10	16	31	.340
Nevada	2	10	3	8	5	7	6	6	16	31	.340
San Diego St.	3	8	3	8	4	9	6	6	16	31	.340
Kent St.	1	10	6	5	3	9	5	7	15	31	.326
Kentucky	2	9	2	9	7	5	4	8	15	31	.326
Houston	3	8	0	11	5	7	7	6	15	32	.319
Kansas	4	7	3	8	2	10	6	7	15	32	.319
Tulsa	5	7	1	10	1	11	8	5	15	33	.313
Ohio	7	4	1	10	4	8	2	10	14	32	.304
Arkansas St.	1	10	2	9	6	7	5	7	14	33	.298
UTEP	8	4	2	9	2	10	2	11	14	34	.292
Indiana	3	8	5	6	3	9	2	10	13	33	.283
Temple	4	7	4	7	4	8	1	11	13	33	.283
Central Mich.	2	9	3	8	4	8	3	9	12	34	.261
Baylor	2	9	3	8	3	9	3	9	11	35	.239
Eastern Mich.	3	8	2	9	3	9	3	9	11	35	.239
Idaho	5	6	1	10	2	10	3	9	11	35	.239
La.-Lafayette	1	10	3	8	3	9	4	8	11	35	.239
Navy	1	10	0	10	2	10	8	5	11	35	.239
Rutgers	3	8	2	9	1	11	5	7	11	35	.239
Southern Methodist	3	9	4	7	3	9	0	12	10	37	.213
Vanderbilt	3	8	2	9	2	10	2	10	9	37	.196
Wyoming	1	10	2	9	2	10	4	8	9	37	.196
Buffalo	2	9	3	8	1	11	1	11	7	39	.152
La.-Monroe	1	10	2	9	3	9	1	11	7	39	.152
Duke	0	11	0	11	2	10	4	8	6	40	.130
Army	1	10	3	8	1	11	0	13	5	42	.106

BY VICTORIES

Team	Wins	Team	Wins
Oklahoma	48	North Texas	25
Miami (Fla.)	46	Texas A&M	25
Boise St.	43	Alabama	24
Texas	41	Michigan St.	24
Georgia	40	Oklahoma St.	24
Ohio St.	40	Arizona St.	23
Kansas St.	39	UAB	23
LSU	39	UCF	23
Florida St.	38	UNLV	23
Marshall	38	Western Mich.	23
Nebraska	38	Middle Tenn.	22
Michigan	37	Penn St.	22
Tennessee	37	Tulane	22
TCU	37	Akron	21
Toledo	37	Illinois	21
Virginia Tech	37	Memphis	21
Florida	36	Northwestern	21
Fresno St.	36	Ball St.	20
Louisville	36	Connecticut	20
Maryland	36	Missouri	20
Oregon	36	Rice	20
Colorado St.	34	Stanford	20
North Carolina St.	34	Wake Forest	20
Southern California	34	California	19
Washington St.	34	East Caro.	19
Auburn	33	Louisiana Tech	19
Miami (Ohio)	33	North Carolina	19
Boston College	32	San Jose St.	19
Clemson	32	New Mexico St.	18
Oregon St.	32	Arizona	16
Washington	32	Mississippi St.	16
Arkansas	31	Nevada	16
Georgia Tech	31	San Diego St.	16
Hawaii	31	Utah St.	16
Iowa	31	Houston	15
Mississippi	31	Kansas	15
Pittsburgh	31	Kent St.	15
South Fla.	31	Kentucky	15
Texas Tech	31	Tulsa	15
Air Force	30	Arkansas St.	14
Bowling Green	30	Ohio	14
Northern Ill.	30	UTEP	14
Purdue	30	Indiana	13
Southern Miss.	30	Temple	13
Notre Dame	29	Central Mich.	12
Wisconsin	29	Baylor	11
Minnesota	28	Eastern Mich.	11
Virginia	28	Idaho	11
Brigham Young	27	La.-Lafayette	11
Colorado	27	Navy	11
South Carolina	27	Rutgers	11
UCLA	27	Southern Methodist	10
Utah	27	Vanderbilt	9
West Virginia	27	Wyoming	9
Cincinnati	26	Buffalo	7
New Mexico	26	La.-Monroe	7
Syracuse	26	Duke	6
Troy St.	26	Army	5
Iowa St.	25		

Records in the 1990s

(1990-91-92-93-94-95-96-97-98-99, Including Bowls and Playoffs; Tie-breaker Began 1996)

BY PERCENTAGE

Team	W-L-T	*Pct.	Team	W-L-T	*Pct.
Florida St.	109-13-1	.890	Michigan St.	62-53-2	.538
Nebraska	108-16-1	.868	Stanford	60-54-2	.526
Marshall	114-25-0	.820	Louisville	59-54-1	.522
Florida	102-22-1	.820	La.-Monroe	58-56-1	.509
Tennessee	99-22-2	.813	Central Mich.	54-53-5	.504
Penn St.	97-26-0	.789	Boston College	57-57-2	.500
Michigan	93-26-3	.775	Kansas	56-57-1	.496
Miami (Fla.)	92-27-0	.773	Arkansas	55-58-2	.487
Texas A&M	94-28-2	.766	California	55-59-1	.483
Ohio St.	91-29-3	.752	LSU	54-58-1	.482
Colorado	87-29-4	.742	Rice	52-57-1	.477
Kansas St.	87-30-1	.742	Ball St.	52-58-2	.473
Notre Dame	84-35-2	.702	Washington St.	53-61-0	.465
Washington	82-35-1	.699	TCU	51-61-1	.456
Syracuse	82-35-3	.696	Army	50-60-1	.455
Brigham Young	86-39-2	.685	Illinois	50-63-2	.443
Alabama	83-40-0	.675	Baylor	49-63-1	.438
Nevada	80-39-0	.672	Utah St.	48-63-1	.433
North Carolina	78-39-1	.665	Purdue	47-64-3	.425
Virginia Tech	77-39-1	.662	Indiana	47-64-2	.425
Virginia	78-40-1	.660	Memphis	45-64-1	.414
Idaho	77-41-0	.653	Hawaii	49-71-2	.410
Toledo	72-38-3	.650	San Jose St.	44-66-2	.402
Air Force	78-44-0	.639	Missouri	43-67-3	.394
Auburn	72-40-3	.639	Cincinnati	43-67-1	.392
Georgia	72-43-1	.625	South Carolina	42-66-3	.392
Texas	74-44-2	.625	Kentucky	44-69-0	.389
Colorado St.	74-46-0	.617	New Mexico	45-71-0	.388
Miami (Ohio)	65-40-5	.614	Navy	43-69-0	.384
Utah	71-46-0	.607	Houston	42-68-1	.383
Arizona	71-46-1	.606	Northwestern	43-70-1	.382
Wisconsin	69-45-4	.602	Oklahoma St.	41-68-3	.379
UCLA	69-46-0	.600	Akron	40-68-2	.373
Wyoming	70-47-1	.597	North Texas	40-69-2	.369
Middle Tenn.	68-46-1	.596	Tulsa	40-70-1	.365
Western Mich.	65-44-2	.595	La.-Lafayette	39-70-1	.359
Clemson	69-47-1	.594	Minnesota	40-72-0	.357
Oregon	70-48-0	.593	Maryland	38-72-1	.347
UCF	67-46-0	.593	Rutgers	37-72-1	.341
Southern Miss.	67-46-1	.592	Tulane	38-74-0	.339
East Caro.	67-47-0	.588	Wake Forest	38-74-0	.339
Mississippi	67-48-0	.583	Pittsburgh	37-74-1	.335
Southern California	68-49-4	.579	Eastern Mich.	35-74-1	.323
Fresno St.	68-50-2	.575	Ohio	34-74-3	.320
Georgia Tech	66-49-1	.573	Vanderbilt	34-76-0	.309
West Virginia	65-49-2	.569	Duke	33-77-1	.302
Bowling Green	61-46-4	.568	New Mexico St.	33-77-0	.300
North Carolina St.	66-51-1	.564	Southern Methodist	31-76-3	.295
Mississippi St.	64-50-2	.560	UNLV	33-79-0	.295
Boise St.	67-53-0	.558	Northern Ill.	32-78-0	.291
Louisiana Tech	61-48-3	.558	Buffalo	30-77-0	.280
Arizona St.	62-51-0	.549	Oregon St.	29-81-1	.266
Oklahoma	61-51-3	.543	Arkansas St.	28-80-2	.264
San Diego St.	62-52-2	.543	Iowa St.	27-80-3	.259
UAB	51-43-2	.542	UTEP	28-84-2	.254
Texas Tech	62-53-0	.539	Temple	22-88-0	.200
Iowa	62-53-2	.538	Kent St.	15-94-1	.141

*Ties counted as half won and half lost.

BY VICTORIES

Team	Wins	Team	Wins
Marshall	114	Louisville	59
Florida St.	109	La.-Monroe	58
Nebraska	108	Boston College	57
Florida	102	Kansas	56
Tennessee	99	Arkansas	55
Penn St.	97	California	55
Texas A&M	94	Central Mich.	54
Michigan	93	LSU	54
Miami (Fla.)	92	Washington St.	53
Ohio St.	91	Ball St.	52
Colorado	87	Rice	52
Kansas St.	87	UAB	51
Brigham Young	86	TCU	51
Notre Dame	84	Army	50
Alabama	83	Illinois	50
Syracuse	82	Baylor	49
Washington	82	Hawaii	49
Nevada	80	Utah St.	48
Air Force	78	Indiana	47
North Carolina	78	Purdue	47
Virginia	78	Memphis	45
Idaho	77	New Mexico	45
Virginia Tech	77	Kentucky	44
Colorado St.	74	San Jose St.	44
Texas	74	Cincinnati	43
Auburn	72	Missouri	43
Georgia	72	Navy	43
Toledo	72	Northwestern	43
Arizona	71	Houston	42
Utah	71	South Carolina	42
Oregon	70	Oklahoma St.	41
Wyoming	70	Akron	40
Clemson	69	Minnesota	40
UCLA	69	North Texas	40
Wisconsin	69	Tulsa	40
Fresno St.	68	La.-Lafayette	39
Middle Tenn.	68	Maryland	38
Southern California	68	Tulane	38
Boise St.	67	Wake Forest	38
UCF	67	Pittsburgh	37
East Caro.	67	Rutgers	37
Mississippi	67	Eastern Mich.	35
Southern Miss.	67	Ohio	34
Georgia Tech	66	Vanderbilt	34
North Carolina St.	66	Duke	33
Miami (Ohio)	65	UNLV	33
West Virginia	65	New Mexico St.	33
Western Mich.	65	Northern Ill.	32
Mississippi St.	64	Southern Methodist	31
Arizona St.	62	Buffalo	30
Iowa	62	Oregon St.	29
Michigan St.	62	Arkansas St.	28
San Diego St.	62	UTEP	28
Texas Tech	62	Iowa St.	27
Bowling Green	61	Temple	22
Louisiana Tech	61	Kent St.	15
Oklahoma	61		
Stanford	60		

Winningest Teams by Decade

(By Percentage; Bowls and Playoffs Included, Unless Noted)

1980-89

Rank	Team	W-L-T	Pct.†	Rank	Team	W-L-T	Pct.†
1.	Nebraska	103-20-0	.837	11.	Alabama	85-32-2	.723
2.	Miami (Fla.)	98-20-0	.831	12.	Arkansas	85-32-2	.723
3.	Brigham Young	102-26-0	.797	13.	UCLA	81-30-6	.718
4.	Oklahoma	91-25-2	.780	14.	Washington	83-33-1	.714
5.	Clemson	86-25-4	.765	15.	Fresno St.	80-34-1	.700
6.	Penn St.	89-27-2	.763	16.	Ohio St.	82-35-2	.697
7.	Georgia	88-27-4	.756	17.	Southern Methodist	63-28-1	.690
8.	Florida St.	87-28-3	.750	18.	Southern California	78-35-3	.685
9.	Michigan	89-29-2	.750	19.	Florida	76-37-3	.668
10.	Auburn	86-31-1	.733	20.	Arizona St.	73-36-4	.664

1970-79

Rank	Team	W-L-T	Pct.†	Rank	Team	W-L-T	Pct.†
1.	Oklahoma	102-13-3	.877	11.	Arizona St.	90-28-0	.763
2.	Alabama	103-16-1	.863	12.	Yale@	67-21-2	.756
3.	Michigan	96-16-3	.848	13.	San Diego St.	82-26-2	.755
4.	Tennessee St.	85-17-2	.827	14.	Miami (Ohio)	80-26-2	.750
5.	Nebraska	98-20-4	.820	15.	Central Mich.	80-27-3	.741
6.	Penn St.	96-22-0	.814	16.	Arkansas	79-31-5	.709
7.	Ohio St.	91-20-3	.811	17.	Houston	80-33-2	.704
8.	Notre Dame	91-22-0	.805	18.	Louisiana Tech	77-34-2	.690
9.	Southern California	93-21-5	.803	19.	McNeese St.@	75-33-4	.688
10.	Texas	88-26-1	.770	20.	Dartmouth@	60-27-3	.683

1960-69

(By Percentage; Bowls and Playoffs Not Included)

Rank	Team	W-L-T	Pct.†	Rank	Team	W-L-T	Pct.†
1.	Alabama	85-12-3	.865	12.	Arizona St.	72-26-1	.732
2.	Texas	80-18-2	.810	13.	LSU	70-25-5	.725
3.	Arkansas	80-19-1	.805	14.	Nebraska	72-27-1	.725
4.	Mississippi	72-20-6	.765	15.	Wyoming	69-26-4	.717
	Southern California	73-23-4	.750	16.	Princeton@	64-26-0	.711
5.	Bowling Green	71-22-2	.758	17.	Utah St.	68-29-3	.695
6.	Dartmouth@	68-22-0	.756	18.	Purdue	64-28-3	.689
	Ohio St.	67-21-2	.756	19.	Syracuse	68-31-0	.687
8.	Missouri	72-22-6	.750	20.	Florida	66-30-4	.680
10.	Penn St.	73-26-0	.737		Miami (Ohio)	66-30-4	.680
11.	Memphis	70-25-1	.734		Tennessee	65-29-6	.680

1950-59

Rank	Team	W-L-T	Pct.†	Rank	Team	W-L-T	Pct.†
1.	Oklahoma	93-10-2	.895	11.	Syracuse	62-29-2	.677
2.	Mississippi	80-21-5	.778	12.	Army	58-27-5	.672
3.	Michigan St.	70-21-1	.766	13.	Cincinnati	64-30-7	.668
4.	Princeton@	67-22-1	.750	14.	Notre Dame	64-31-4	.667
5.	Georgia Tech.	79-26-6	.739	15.	Clemson	64-32-5	.658
6.	UCLA	68-26-3	.716	16.	Wisconsin	57-28-7	.658
7.	Ohio St.	63-24-5	.712	17.	Colorado	62-33-6	.644
8.	Tennessee	71-31-4	.692	18.	Duke	62-33-7	.642
9.	Penn St.	62-28-4	.681	19.	Navy	55-30-8	.634
10.	Maryland	67-31-3	.678	20.	Yale@	54-30-6	.633

†Ties computed as half won and half lost. @Now a member of Division IAA.

Records in the Last Five Years

(1999-2000-01-02-03; Including Bowls)

BY PERCENTAGE

Team	1999		2000		2001		2002		2003		Total		
	W	L	W	L	W	L	W	L	W	L	W	L	Pct.
Miami (Fla.)	9	4	11	1	12	0	12	1	11	2	55	8	.873
Oklahoma	7	5	13	0	11	2	12	2	12	2	55	11	.833
Boise St.	10	3	10	2	8	4	12	1	13	1	53	11	.828
Marshall	13	0	8	5	11	2	11	2	8	4	51	13	.797
Florida St.	12	0	11	2	8	4	9	5	10	3	50	14	.781
Virginia Tech	11	1	11	1	8	3	10	4	8	5	48	14	.774
Nebraska	12	1	10	2	11	2	7	7	10	3	50	15	.769
Texas	9	5	9	3	11	2	11	2	10	3	50	15	.769
Michigan	10	2	9	3	8	4	10	3	10	3	47	15	.758
Kansas St.	11	1	11	3	6	6	11	2	11	4	50	16	.758
Georgia	8	4	8	4	8	4	13	1	11	3	48	16	.750
TCU	8	4	10	2	6	6	10	2	11	2	45	16	.738
Ohio St.	6	6	8	4	7	5	14	0	11	2	46	17	.730
Tennessee	9	3	8	4	11	2	8	5	10	3	46	17	.730
Oregon	9	3	10	2	11	1	7	6	8	5	45	17	.726
Toledo	6	5	10	1	10	2	9	5	8	4	43	17	.717
Florida	9	4	10	3	10	2	8	5	8	5	45	19	.703
South Fla.	7	4	7	4	8	3	9	2	7	4	38	17	.691
Louisville	7	5	9	3	11	2	7	6	9	4	43	20	.683
Maryland	5	6	5	6	10	2	11	3	10	3	41	20	.672
Colorado St.	8	4	10	2	7	5	10	4	7	6	42	21	.667
LSU	3	8	8	4	10	3	8	5	13	1	42	21	.667
Miami (Ohio)	7	4	6	5	7	5	7	5	13	1	40	20	.667
Fresno St.	8	5	7	5	11	3	9	5	9	5	44	23	.657
Boston College	8	4	7	5	8	4	9	4	8	5	40	22	.645
Southern California	6	6	5	7	6	6	11	2	12	1	40	22	.645
Mississippi	8	4	7	5	7	4	7	6	10	3	39	22	.639
Oregon St.	7	5	11	1	5	6	8	5	8	5	39	22	.639
Southern Miss.	9	3	8	4	6	5	7	6	9	4	39	22	.639
Washington	7	5	11	1	8	4	7	6	6	6	39	22	.639
North Carolina St.	6	6	8	4	7	5	11	3	8	5	40	23	.635
Utah	9	3	4	7	8	4	5	6	10	2	36	22	.621
Arkansas	8	4	6	6	7	5	9	5	9	4	39	24	.619
Georgia Tech	8	4	9	3	8	5	7	6	7	6	39	24	.619
Troy St.	11	2	9	3	7	4	4	8	6	6	37	23	.617
Hawaii	9	4	3	9	9	3	10	4	9	5	40	25	.615
Northern Ill.	5	6	6	5	6	5	8	4	10	2	35	22	.614
Auburn	5	6	9	4	7	5	9	4	8	5	38	24	.613
Clemson	6	6	9	3	7	5	7	6	9	4	38	24	.613
Wisconsin	10	2	9	4	5	7	8	6	7	6	39	25	.609
Washington St.	3	9	4	7	10	2	10	3	10	3	37	24	.607
Air Force	6	5	9	3	6	6	8	5	7	5	36	24	.600
Purdue	7	5	8	4	6	6	7	6	9	4	37	25	.597

Team	1999		2000		2001		2002		2003		Total		
	W	L	W	L	W	L	W	L	W	L	W	L	Pct.
Bowling Green	5	6	2	9	8	3	9	3	11	3	35	24	.593
Minnesota	8	4	6	6	4	7	8	5	10	3	36	25	.590
Pittsburgh	5	6	7	5	7	5	9	4	8	5	36	25	.590
Texas Tech	6	5	7	6	7	5	9	5	8	5	37	26	.587
Michigan St.	10	2	5	6	7	5	4	8	8	5	34	26	.567
Notre Dame	5	7	9	3	5	6	10	3	5	7	34	26	.567
Brigham Young	8	4	6	6	12	2	5	7	4	8	35	27	.565
Virginia	7	5	6	6	5	7	9	5	8	5	35	28	.556
Syracuse	7	5	6	5	10	3	4	8	6	6	33	27	.550
Texas A&M	8	4	7	5	8	4	6	6	4	8	33	27	.550
Alabama	10	3	3	8	7	5	10	3	4	9	34	28	.548
Colorado	7	5	3	8	10	3	9	5	5	7	34	28	.548
Iowa	1	10	3	9	7	5	11	2	10	3	32	29	.525
Penn St.	10	3	5	7	5	6	9	4	3	9	32	29	.525
UCLA	4	7	6	6	7	4	8	5	6	7	31	29	.517
West Virginia	4	7	7	5	3	8	9	4	8	5	31	29	.517
Western Mich.	7	5	9	3	5	6	4	8	5	7	30	29	.508
New Mexico	4	7	5	7	6	5	7	7	8	5	30	31	.492
Illinois	8	4	5	6	10	2	5	7	1	11	29	30	.492
Oklahoma St.	5	6	3	8	4	7	8	5	9	4	29	30	.492
Akron	7	4	6	5	4	7	4	8	7	5	28	29	.491
UAB	5	6	7	4	6	5	5	7	5	7	28	29	.491
Stanford	8	4	5	6	9	3	2	9	4	7	28	29	.491
Arizona St.	6	6	6	6	4	7	8	6	5	7	29	32	.475
Cincinnati	3	8	7	5	7	5	7	5	7	5	29	32	.475
Iowa St.	4	7	9	3	7	5	7	7	2	10	29	32	.475
UCF	4	7	7	4	6	5	7	5	3	9	27	30	.474
East Caro.	9	3	8	4	6	6	4	8	1	11	28	32	.467
Louisiana Tech	8	3	3	9	7	5	4	8	5	7	27	32	.458
South Carolina	0	11	8	4	9	3	5	7	5	7	27	32	.458
Wake Forest	7	5	2	9	6	5	7	6	5	7	27	32	.458
North Texas	2	9	3	8	5	7	8	5	9	4	27	33	.450
Memphis	5	6	4	7	5	6	3	9	9	4	26	32	.448
Mississippi St.	10	2	8	4	3	8	3	9	2	10	26	33	.441
UNLV	3	8	8	5	4	7	5	7	6	6	26	33	.441
Middle Tenn.	3	8	6	5	8	3	4	8	4	8	25	32	.439
Rice	5	6	3	8	8	4	4	7	5	7	25	32	.439
Tulane	3	8	6	5	3	9	8	5	5	7	25	34	.424
Connecticut	4	7	3	8	2	9	6	6	9	3	24	33	.421
Missouri	4	7	3	8									

Team	1999		2000		2001		2002		2003		Total		
	W	L	W	L	W	L	W	L	W	L	W	L	Pct.
Houston	7	4	3	8	0	11	5	7	7	6	22	36	.379
San Jose St.	3	7	7	5	3	9	6	7	3	8	22	36	.379
North Carolina	3	8	6	5	8	5	3	9	2	10	22	37	.373
Kentucky	6	6	2	9	2	9	7	5	4	8	21	37	.362
San Diego St.	5	6	3	8	3	8	4	9	6	6	21	37	.362
Utah St.	4	7	5	6	4	7	4	7	3	9	20	36	.357
Ball St.	0	11	5	6	5	6	6	6	4	8	20	37	.351
Kansas	5	7	4	7	3	8	2	10	6	7	20	39	.339
Ohio	5	6	7	4	1	10	4	8	2	10	19	38	.333
Nevada	3	8	2	10	3	8	5	7	6	6	19	39	.328
California	0	11	3	8	1	10	7	5	8	6	19	40	.322
UTEP	5	7	8	4	2	9	2	10	2	11	19	41	.317
Idaho	7	4	5	6	1	10	2	10	3	9	18	39	.316
Arkansas St.	4	7	1	10	2	9	6	7	5	7	18	40	.310
Indiana	4	7	3	8	5	6	3	9	2	10	17	40	.298
Kent St.	2	9	1	10	6	5	3	9	5	7	17	40	.298

Team	1999		2000		2001		2002		2003		Total		
	W	L	W	L	W	L	W	L	W	L	W	L	Pct.
Tulsa	2	9	5	7	1	10	1	11	8	5	17	42	.288
Central Mich.	4	7	2	9	3	8	4	8	3	9	16	41	.281
Wyoming	7	4	1	10	2	9	2	10	4	8	16	41	.281
Navy	5	7	1	10	0	10	2	10	8	5	16	42	.276
Eastern Mich.	4	7	3	8	2	9	3	9	3	9	15	42	.263
Temple	2	9	4	7	4	7	4	8	1	11	15	42	.263
Southern Methodist	4	6	3	9	4	7	3	9	0	12	14	43	.246
Vanderbilt	5	6	3	8	2	9	2	10	2	10	14	43	.246
La.-Lafayette	2	9	1	10	3	8	3	9	4	8	13	44	.228
Baylor	1	10	2	9	3	8	3	9	3	9	12	45	.211
La.-Monroe	5	6	1	10	2	9	3	9	1	11	12	45	.211
Rutgers	1	10	3	8	2	9	1	11	5	7	12	45	.211
Duke	3	8	0	11	0	11	2	10	4	8	9	48	.158
Army	3	8	1	10	3	8	1	11	0	13	8	50	.138
Buffalo	0	11	2	9	3	8	1	11	1	11	7	50	.123

BY VICTORIES

Team	Wins
Miami (Fla.)	55
Oklahoma	55
Boise St.	53
Marshall	51
Florida St.	50
Kansas St.	50
Nebraska	50
Texas	50
Georgia	48
Virginia Tech	48
Michigan	47
Ohio St.	46
Tennessee	46
Florida	45
Oregon	45
TCU	45
Fresno St.	44
Louisville	43
Toledo	43
Colorado St.	42
LSU	42
Maryland	41
Boston College	40
Hawaii	40
Miami (Ohio)	40
North Carolina St.	40
Southern California	40
Arkansas	39
Georgia Tech	39
Mississippi	39

Team	Wins
Oregon St.	39
Southern Miss.	39
Washington	39
Wisconsin	39
Auburn	38
Clemson	38
South Fla.	38
Purdue	37
Texas Tech	37
Troy St.	37
Washington St.	37
Air Force	36
Minnesota	36
Pittsburgh	36
Oregon	36
Bowling Green	35
Brigham Young	35
Northern Ill.	35
Virginia	35
Alabama	34
Colorado	34
Michigan St.	34
Notre Dame	34
Syracuse	33
Texas A&M	33
Iowa	32
Penn St.	32
UCLA	31
West Virginia	31
New Mexico	30

Team	Wins
Western Mich.	30
Arizona St.	29
Cincinnati	29
Illinois	29
Iowa St.	29
Oklahoma St.	29
Akron	28
UAB	28
East Caro.	28
Stanford	28
UCF	27
Louisiana Tech	27
North Texas	27
South Carolina	27
Utah	27
Wake Forest	27
Memphis	26
Mississippi St.	26
UNLV	26
Middle Tenn.	25
Rice	25
Tulane	25
Connecticut	24
Missouri	24
New Mexico St.	24
Northwestern	24
Arizona	22
Houston	22
North Carolina	22
San Jose St.	22

Team	Wins
Kentucky	21
San Diego St.	21
Ball St.	20
Kansas	20
Utah St.	20
California	19
Nevada	19
Ohio	19
UTEP	19
Arkansas St.	18
Idaho	18
Indiana	17
Kent St.	17
Tulsa	17
Central Mich.	16
Navy	16
Wyoming	16
Eastern Mich.	15
Temple	15
Southern Methodist	14
Vanderbilt	14
La.-Lafayette	13
Baylor	12
La.-Monroe	12
Rutgers	12
Duke	9
Army	8
Buffalo	7

National Poll Rankings

National Champion Major Selectors (1869 to Present)

The criteria for being included in this historical list of poll selectors is that the poll be national in scope, either through distribution in newspaper, television, radio and/or computer online. The list also includes former selectors, who were instrumental in the sport of college football, as well as selectors presently among the Bowl Championship Series (BCS) selectors.

Selector	Selection Format	Active Seasons		Preadated Seasons	Total Rankings
		First	Last		
Frank Dickinson	Math	1926	1940	15	17
Deke Houlgate	Math	1927	1958	32	72
Dunkel	Math	1929	2003	75	75
William Board	Math	1930	1960	31	42
Paul Williamson	Math	1932	1963	32	32
Parke Davis	Research	1933	1933	1	65
Edward Litkenhous	Math	1934	1984	51	51
Richard Poling	Math	1935	1984	50	61
Associated Press*	Poll	1936	2003	68	68
Helms Athletic Foundation	Poll	1941	1982	42	100
Harry DeVold	Math	1945	2003	59	65
United Press International	Poll	1950	1995	44	44
International News Service	Poll	1952	1957	6	6
Football Writers Association	Poll	1954	2003	50	50
Football News	Poll	1958	2002	45	45
National Football Foundation	Poll	1959	2003	41	41
Herman Matthews*	Math	1966	2003	38	38
David Rothman (FACT)*	Math	1968	2003	36	36

Selector	Selection Format	Active Seasons			Preadated Seasons	Total Rankings
		First	Last	Total		
Richard Billingsley*	Math	1970	2003	34	1869-70, 1872-1969	134
Sporting News	Poll	1975	2003	29		29
Jeff Sagarin*	Math	1978	2003	26	1919-77	85
New York Times*	Math	1979	2003	25		25
College Football Researchers Association	Poll	1982	1992	11	1919-81	75
USA Today/CNN	Poll	1982	1996	15		15
Steve Eck	Math	1983	2003	20		20
UPI/National Football Foundation	Poll	1991	1992	2		2
Wes Colley Matrix*	Math	1992	2003	12		12
Peter Wolfe*	Math	1992	2003	12		12
USA Today/National Football Foundation	Poll	1993	1994	2		2
Kenneth Massey*	Math	1995	2003	9		9
USA Today/ESPN*	Poll	1997	2003	7		7
Jeff Anderson/Chris Hester (Seattle Times)*	Math	1997	2003	7		7
Bowl Championship Series (BCS)	Poll/Math	1999	2003	5		5

*Poll utilized in Bowl Championship Series Rankings for 2003.

POLL SYSTEMS HISTORY

Anderson & Hester (1997-present), a mathematical rating system developed by Jeff Anderson and Chris Hester. Published weekly in The Seattle Times since 1993. Member of 2003 BCS.

Associated Press (1936-present), the first major nationwide poll for ranking college football teams was voted on by sportswriters and broadcasters. It continues to this day and is probably the most well-known and widely circulated among all of history's polls. The Associated Press annual national champions were awarded the Williams Trophy and the Reverend J. Hugh O'Donnell Trophy. In 1947 Notre Dame retired the Williams Trophy (named after Henry L. Williams, Minnesota coach, and sponsored by the M Club of Minnesota). In 1956, Oklahoma retired the O'Donnell Trophy (named for Notre Dame's president and sponsored by Notre Dame alumni). Beginning with the 1957 season, the award was known as the AP Trophy, and since 1983, has been known as the Paul "Bear" Bryant Trophy. Member of 2003 BCS.

Billingsley Report (1970-present), a mathematical based power rating system developed by Richard Billingsley of Hugo, Oklahoma. The main feature of his system is the inclusion of a unique rule for head-to-head competition, with the overall system consisting of a balanced approach to wins, losses, strength of schedule, and home-field advantage. A slight weight is given to most recent performance. The 2004 publication represents an updated list of champions based on his 'no margin of victory formula,' and supercedes any previous reports. Member of 2003 BCS.

Boand System (1930-60), known as the Azzi Ratem System developed by William Boand of Tucson, Arizona. He moved to Chicago in 1932. Appeared in many newspapers as well as Illustrated Football Annual (1932-42) and weekly in Football News (1942-44, 1951-60). Preadated national champions from 1919-29.

College Football Researchers Association (1982-92), founded by Anthony Cusher of Reeder, North Dakota, and Robert Kirlin of Spokane, Washington. Announced its champion in its monthly bulletin and No. 1 team determined by top-10 vote of membership on a point system. Preadated national champions from 1919-81, conducted on a poll by Harry Carson Frye.

Colley Matrix (1992-present), a mathematically based power rating developed by Wes Colley of Virginia. His work is published in the Atlanta Journal-Constitution. Colley is a graduate of Princeton University with a doctorate in astrophysical sciences. Member of 2003 BCS.

DeVold System (1945-present), a mathematical rating system developed by Harry DeVold from Minneapolis, Minnesota, a former football player at Cornell. He eventually settled in the Detroit, Michigan, area and worked in the real estate business. The ratings have appeared in The Football News since 1962. Preadated national champions from 1939-44.

Dickinson System (1926-40), a mathematical point system devised by Frank Dickinson, a professor of economics at Illinois. The annual Dickinson ratings were emblematic of the national championship and the basis for awarding the Rissman National Trophy and the Knute K. Rockne Intercollegiate Memorial Trophy. Notre Dame gained permanent possession of the Rissman Trophy (named for Jack F. Rissman, a Chicago clothing manufacturer) after its third victory in 1930. Minnesota retired the Rockne Trophy (named in honor of the famous Notre Dame coach) after winning it for a third time in 1940.

Dunkel System (1929-present), a power index system devised by Dick Dunkel, Sr., Founder/Owner (1929-75); by Dick Dunkel Jr., Owner (1975-2002); by Bob Dunkel, Co-Owner (2002-present), Richard H. Dunkel, Jr., Co-Owner (2002-present) and John Duck, Executive Producer, of the Daytona (Fla.) Beach News-Journal.

Eck Ratings System (1983-present), a mathematical point system developed by Steve Eck, an aerospace worker with a master's degree from UCLA. The factors in the poll are game outcome, strength of opponent and location of game.

Football News (1958-2002), weekly poll of its staff writers has named a national champion since 1958.

Football Writers Association of America (1954-present), the No. 1 team of the year is determined by a five-person panel representing the nation's football writers. The national championship team named receives the Grantland Rice Award.

Helms Athletic Foundation (1941-82), originally known by this name from 1936-69 and established by the founding sponsor, Paul H. Helms, Los Angeles sportsman and philanthropist. After Helms' death in 1957, United Savings & Loan Association became its benefactor during 1970-72. A merger of United Savings and Citizen Savings was completed in 1973, and the Athletic Foundation became known as Citizens Savings Athletic Foundation. In 1982, First Interstate Bank assumed sponsorship for its final rankings. In 1941, Bill Schroeder, managing director of the Helms Athletic Foundation, retroactively selected the national football champions for the period beginning in 1883 (the first year of a scoring system) through 1940. Thereafter, Schroeder, who died in 1988, then chose, with the assistance of a Hall Board, the annual national champion after the bowl games.

Houlgate System (1927-58), a mathematical rating system developed by Deke Houlgate of Los Angeles, California. His ratings were syndicated in newspapers and published in Illustrated Football and the Football Thesaurus (1946-58).

International News Service (1952-57), a poll conducted for six years by members of the International News Service (INS) before merger with United Press in 1958.

Litkenhous (1934-84), a difference-by-score formula developed by Edward E. Litkenhous, a professor of chemical engineering at Vanderbilt, and his brother, Frank.

Massey College Football Ratings (1995-present), a mathematical rating system developed by Kenneth Massey, a graduate student at Virginia Tech in mathematics. His ratings account for homefield advantage. Member of 2003 BCS.

Matthews Grid Ratings (1966-present), a mathematical rating system developed by college mathematics professor Herman Matthews of Middlesboro, Kentucky. Has appeared in Scripps-Howard newspapers and The Football News.

National Football Foundation (1959-present), the National Football Foundation and Hall of Fame named its first national champion in 1959. Headquartered in Larchmont, New York, the present National Football Foundation was established in 1947 to promote amateur athletics in America. The national champion was awarded the MacArthur Bowl from 1959-90. In 1991 and 1992, the NFF/HOF joined with UPI to award the MacArthur Bowl, and in 1993, the NFF/HOF joined with USA Today to award the MacArthur Bowl.

New York Times (1979-present), a mathematical poll that combines the voting of a panel of sportswriters. Member of 2003 BCS.

Parke Davis (1933), a noted college football historian and former Princeton lineman, Parke H. Davis went back and named the championship teams from 1869 through the 1932 season. He also named a national champion at the conclusion of the 1933 season. Interestingly, the years 1869-75 were identified by Davis as the Pioneer Period; the years 1876-93 were called the Period of the American Intercollegiate Football Association, and the years 1894-1933 were referred to as the Period of Rules Committees and Conferences. He also coached at Wisconsin, Amherst and Lafayette.

Poling System (1935-84), a mathematical rating system for college football teams developed by Richard Poling from Mansfield, Ohio, a former football player at Ohio Wesleyan. Poling's football ratings were published annually in the Football Review Supplement and in various newspapers. Preadated national champions from 1924-34.

Rothman (FACT) (1968-present), a computerized mathematical ranking system developed by David Rothman of Hawthorne, California. FACT is the Foundation for the Analysis of Competitions and Tournaments, which began selecting a national champion in 1968. Rothman is a semiretired defense and aerospace statistician and was cochair of the Committee on Statistics in Sports and Competition of the American Statistical Association in the 1970s.

Sagarin Ratings (1978-present), a mathematical rating system developed by Jeff Sagarin of Bloomington, Indiana, a 1970 MIT mathematics graduate. Runs annually in USA Today newspaper. Preadated national champions from 1919-77. Member of 2003 BCS.

Sporting News (1975-present), voted on annually by the staff of this St. Louis-based nationally circulated sports publication.

United Press International (1950-90, 1993-95), in 1950, the United Press news service began its poll of football coaches (replaced as coaches' poll after 1990 season). When the United Press merged with the International News Service in 1958, it became known as United Press International. The weekly UPI rankings were featured in newspapers and on radio and television nationwide. UPI and the National Football Foundation formed a coalition for 1991 and 1992 to name the MacArthur Bowl national champion. Returned to single poll in 1994-95.

USA Today/Cable News Network and ESPN (1982-96;1997-present), introduced a weekly poll of sportswriters in 1982 and ranked the top 25 teams in the nation with a point system. The poll results were featured in USA Today, a national newspaper, and on the Cable News Network, a national cable television network. Took over as the coaches' poll in 1991. USA Today also formed a coalition with the National Football Foundation in 1993 to name the MacArthur Bowl national champion. Combined with ESPN in 1997 to distribute the coaches' poll nationally. Member of 2003 BCS.

Williamson System (1932-63), a power rating system chosen by Paul Williamson of New Orleans, Louisiana, a geologist and member of the Sugar Bowl committee.

Wolfe (1992-present), a mathematically based power rating matrix developed by Peter Wolfe and Ross Baker. Member of 2003 BCS.

Thanks from the NCAA Statistics Service to Robert A. Rosiek of Dearborn, Michigan, who researched much of the former polls' history, and to Tex Noel, who provided information about Parke H. Davis.

National Poll Champions

Over the last 134 years, there have been nearly 30 selectors of national champions using polls, historical research and mathematical rating systems. Beginning in 1936, The Associated Press began the best-known and most widely circulated poll of sportswriters and broadcasters. Before 1936, national champions were determined by historical research and retroactive ratings and polls.

*Note: * indicates selectors that chose multiple schools. The national champion was selected before bowl games as follows: AP (1936-64 and 1966-67); UP-UPI (1950-73); FWAA (1954); NFF-HOF (1959-70). In all other latter-day polls, champions were selected after bowl games. The Sagarin Rating includes his actual rating that combines scores and pure won-lost records. Sagarin also now provides an ELO-Chess rating that uses only pure won-lost records, and is the one utilized in the Bowl Championship Series (BCS) rankings. The Billingsley Ratings were converted in 2003 to conform to his "no margin of victory" formula to match the requirements of the BCS.*

- 1869**
Princeton: Billingsley, National Championship Foundation, Parke Davis*
Rutgers: Parke Davis*
- 1870**
Princeton: Billingsley, National Championship Foundation, Parke Davis
- 1871**
No national champions selected.
- 1872**
Princeton: Billingsley, National Championship Foundation, Parke Davis*
Yale: Parke Davis*
- 1873**
Princeton: Billingsley, National Championship Foundation, Parke Davis
- 1874**
Harvard: Parke Davis*
Princeton: Billingsley, Parke Davis*
Yale: National Championship Foundation, Parke Davis*
- 1875**
Colgate: Parke Davis*
Harvard: National Championship Foundation, Parke Davis*
Princeton: Billingsley, Parke Davis*
- 1876**
Yale: Billingsley, National Championship Foundation, Parke Davis
- 1877**
Princeton: Billingsley, Parke Davis*
Yale: National Championship Foundation, Parke Davis*
- 1878**
Princeton: Billingsley, National Championship Foundation, Parke Davis
- 1879**
Princeton: Billingsley, National Championship Foundation, Parke Davis*
Yale: Parke Davis*
- 1880**
Princeton: National Championship Foundation*, Parke Davis*
Yale: Billingsley, National Championship Foundation*, Parke Davis*
- 1881**
Princeton: Billingsley, Parke Davis*
Yale: National Championship Foundation, Parke Davis*
- 1882**
Yale: Billingsley, National Championship Foundation, Parke Davis

- 1883**
Yale: Billingsley, Helms, National Championship Foundation, Parke Davis
- 1884**
Princeton: Billingsley, Parke Davis*
Yale: Helms, National Championship Foundation, Parke Davis*
- 1885**
Princeton: Billingsley, Helms, Houlgate, National Championship Foundation, Parke Davis
- 1886**
Princeton: Billingsley, Parke Davis*
Yale: Helms, National Championship Foundation, Parke Davis*
- 1887**
Yale: Billingsley, Helms, Houlgate, National Championship Foundation, Parke Davis
- 1888**
Yale: Billingsley, Helms, Houlgate, National Championship Foundation, Parke Davis
- 1889**
Princeton: Billingsley, Helms, Houlgate, National Championship Foundation, Parke Davis
- 1890**
Harvard: Billingsley, Helms, Houlgate, National Championship Foundation, Parke Davis
- 1891**
Yale: Billingsley, Helms, Houlgate, National Championship Foundation, Parke Davis
- 1892**
Yale: Billingsley, Helms, Houlgate, National Championship Foundation, Parke Davis
- 1893**
Princeton: Billingsley, Helms, Houlgate, National Championship Foundation
Yale: Parke Davis
- 1894**
Pennsylvania: Parke Davis*
Princeton: Houlgate
Yale: Billingsley, Helms, National Championship Foundation, Parke Davis*
- 1895**
Pennsylvania: Billingsley, Helms, Houlgate, National Championship Foundation, Parke Davis*
Yale: Parke Davis*
- 1896**
Lafayette: National Championship Foundation*, Parke Davis*
Princeton: Billingsley, Helms, Houlgate, National Championship Foundation*, Parke Davis*
- 1897**
Pennsylvania: Billingsley, Helms, Houlgate, National Championship Foundation, Parke Davis*
Yale: Parke Davis*
- 1898**
Harvard: Billingsley, Helms, Houlgate, National Championship Foundation
Princeton: Parke Davis
- 1899**
Harvard: Helms, Houlgate, National Championship Foundation
Princeton: Billingsley, Parke Davis
- 1900**
Yale: Billingsley, Helms, Houlgate, National Championship Foundation, Parke Davis
- 1901**
Harvard: Billingsley
Michigan: Helms, Houlgate, National Championship Foundation
Yale: Parke Davis

- 1902**
Michigan: Billingsley, Helms, Houlgate, National Championship Foundation, Parke Davis*
Yale: Parke Davis*
- 1903**
Michigan: National Championship Foundation*
Princeton: Billingsley, Helms, Houlgate, National Championship Foundation*, Parke Davis
- 1904**
Michigan: National Championship Foundation*
Minnesota: Billingsley
Pennsylvania: Helms, Houlgate, National Championship Foundation*, Parke Davis
- 1905**
Chicago: Billingsley, Helms, Houlgate, National Championship Foundation
Yale: Parke Davis
- 1906**
Princeton: Helms, National Championship Foundation
Yale: Billingsley, Parke Davis
- 1907**
Yale: Billingsley, Helms, Houlgate, National Championship Foundation, Parke Davis
- 1908**
Harvard: Billingsley
LSU: National Championship Foundation*
Pennsylvania: Helms, Houlgate, National Championship Foundation*, Parke Davis
- 1909**
Yale: Billingsley, Helms, Houlgate, National Championship Foundation, Parke Davis
- 1910**
Harvard: Billingsley, Helms, Houlgate, National Championship Foundation*
Pittsburgh: National Championship Foundation*
- 1911**
Penn St.: National Championship Foundation*
Princeton: Billingsley, Helms, Houlgate, National Championship Foundation*, Parke Davis
- 1912**
Harvard: Billingsley, Helms, Houlgate, National Championship Foundation*, Parke Davis
Penn St.: National Championship Foundation*
- 1913**
Auburn: Billingsley
Chicago: Parke Davis*
Harvard: Helms, Houlgate, National Championship Foundation, Parke Davis*
- 1914**
Army: Helms, Houlgate, National Championship Foundation, Parke Davis*
Illinois: Parke Davis*
Texas: Billingsley
- 1915**
Cornell: Helms, Houlgate, National Championship Foundation, Parke Davis*
Oklahoma: Billingsley
Pittsburgh: Parke Davis*
- 1916**
Army: Parke Davis*
Pittsburgh: Billingsley, Helms, Houlgate, National Championship Foundation, Parke Davis*
- 1917**
Georgia Tech: Billingsley, Helms, Houlgate, National Championship Foundation
- 1918**
Michigan: Billingsley, National Championship Foundation*
Pittsburgh: Helms, Houlgate, National Championship Foundation*

1919

Harvard: Football Research*, Helms, Houlgate, National Championship Foundation*, Parke Davis*

Illinois: Boand, Football Research*, Parke Davis*, Sagarin (ELO-Chess)*

Notre Dame: National Championship Foundation*, Parke Davis*

Texas A&M: Billingsley, National Championship Foundation*

Centre (Ky.): Sagarin*

1920

California: Football Research, Helms, Houlgate, National Championship Foundation, Sagarin, Sagarin (ELO-Chess)

Harvard: Boand*

Notre Dame: Billingsley, Parke Davis*

Princeton: Boand*, Parke Davis*

1921

California: Billingsley, Boand*, Football Research, Sagarin, Sagarin (ELO-Chess)

Cornell: Helms, Houlgate, National Championship Foundation, Parke Davis*

Iowa: Parke Davis*

Lafayette: Boand*, Parke Davis*

Wash. & Jeff.: Boand*

1922

California: Billingsley, Houlgate, National Championship Foundation*, Sagarin*

Cornell: Helms, Parke Davis*

Princeton: Boand, Football Research, National Championship Foundation*, Parke Davis*, Sagarin (ELO-Chess)*

1923

California: Houlgate

Cornell: Sagarin*

Illinois: Boand, Football Research, Helms, National Championship Foundation*, Parke Davis, Sagarin (ELO-Chess)*

Michigan: Billingsley, National Championship Foundation*

1924

Notre Dame: Billingsley, Boand, Dickinson, Football Research, Helms, Houlgate, National Championship Foundation, Poling, Sagarin, Sagarin (ELO-Chess)

Pennsylvania: Parke Davis

1925

Alabama: Billingsley, Boand, Football Research, Helms, Houlgate, National Championship Foundation, Poling, Sagarin (ELO-Chess)*

Dartmouth: Dickinson, Parke Davis

Michigan: Sagarin*

1926

Alabama: Billingsley, Football Research, Helms*, National Championship Foundation*, Poling

Lafayette: Parke Davis

Michigan: Sagarin*

Navy: Boand, Houlgate

Stanford: Dickinson, Helms*, National Championship Foundation*, Sagarin (ELO-Chess)*

1927

Georgia: Boand, Poling

Illinois: Billingsley, Dickinson, Helms, National Championship Foundation, Parke Davis

Notre Dame: Houlgate

Texas A&M: Sagarin, Sagarin (ELO-Chess)

Yale: Football Research

1928

Detroit: Parke Davis*

Georgia Tech: Billingsley, Boand, Football Research, Helms, Houlgate, National Championship Foundation, Parke Davis*, Poling, Sagarin (ELO-Chess)*

Southern California: Dickinson, Sagarin*

1929

Notre Dame: Billingsley, Boand, Dickinson, Dunkel, Football Research, Helms, National Championship Foundation, Poling, Sagarin (ELO-Chess)*

Pittsburgh: Parke Davis

Southern California: Houlgate, Sagarin*

1930

Alabama: Football Research, Parke Davis*, Sagarin, Sagarin (ELO-Chess)

Notre Dame: Billingsley, Boand, Dickinson, Dunkel, Helms, Houlgate, National Championship Foundation, Parke Davis*, Poling

1931

Pittsburgh: Parke Davis*

Purdue: Parke Davis*

Southern California: Billingsley, Boand, Dickinson, Dunkel, Helms, Houlgate, Football Research, National Championship Foundation, Poling, Sagarin, Sagarin (ELO-Chess), Williamson

1932

Colgate: Parke Davis*

Michigan: Dickinson, Parke Davis*, Sagarin (ELO-Chess)*

Southern California: Billingsley, Boand, Dunkel, Football Research, Helms, Houlgate, National Championship Foundation, Parke Davis*, Poling, Sagarin*, Williamson

1933

Michigan: Billingsley, Boand, Dickinson, Helms, Houlgate, Football Research, National Championship Foundation, Parke Davis*, Poling, Sagarin, Sagarin (ELO-Chess)

Ohio St.: Dunkel

Princeton: Parke Davis*

Southern California: Williamson

1934

Alabama: Dunkel, Houlgate, Poling, Williamson

Minnesota: Billingsley, Boand, Dickinson, Football Research, Helms, Litkenhous, National Championship Foundation, Sagarin, Sagarin (ELO-Chess)

1935

LSU: Williamson*

Minnesota: Billingsley, Boand, Football Research, Helms, Litkenhous, National Championship Foundation, Poling

Princeton: Dunkel

Southern Methodist: Dickinson, Houlgate, Sagarin, Sagarin (ELO-Chess)

TCU: Williamson*

1936

LSU: Sagarin, Sagarin (ELO-Chess), Williamson

Minnesota: AP, Billingsley, Dickinson, Dunkel, Helms, Litkenhous, National Championship Foundation, Poling

Pittsburgh: Boand, Football Research, Houlgate

1937

California: Dunkel, Helms

Pittsburgh: AP, Billingsley, Boand, Dickinson, Football Research, Houlgate, Litkenhous, National Championship Foundation, Poling, Sagarin, Sagarin (ELO-Chess), Williamson

1938

Notre Dame: Dickinson

Tennessee: Billingsley, Boand, Dunkel, Football Research, Houlgate, Litkenhous, Poling, Sagarin, Sagarin (ELO-Chess)

TCU: AP, Helms, National Championship Foundation, Williamson

1939

Cornell: Litkenhous, Sagarin*

Southern California: Dickinson

Texas A&M: AP, Billingsley, Boand, DeVold, Dunkel, Football Research, Helms, Houlgate, National Championship Foundation, Poling, Sagarin (ELO-Chess)*, Williamson

1940

Minnesota: AP, Berryman, Boand, DeVold, Dickinson, Football Research, Houlgate, Litkenhous, National Championship Foundation, Sagarin, Sagarin (ELO-Chess)

Stanford: Billingsley, Helms, Poling

Tennessee: Dunkel, Williamson

1941

Alabama: Houlgate

Minnesota: AP, Billingsley, Boand, DeVold, Dunkel, Football Research, Helms, Litkenhous, National Championship Foundation, Poling, Sagarin, Sagarin (ELO-Chess)

Texas: Berryman, Williamson

1942

Georgia: Berryman, Billingsley, DeVold, Houlgate, Litkenhous, Poling, Sagarin, Sagarin (ELO-Chess), Williamson

Ohio St.: AP, Boand, Dunkel, Football Research, National Championship Foundation

Wisconsin: Helms

1943

Notre Dame: AP, Berryman, Billingsley, Boand, DeVold, Dunkel, Football Research, Helms, Houlgate, Litkenhous, National Championship Foundation, Poling, Sagarin, Sagarin (ELO-Chess), Williamson

1944

Army: AP, Berryman, Billingsley, Boand, DeVold, Dunkel, Football Research, Helms, Houlgate, Litkenhous, National Championship Foundation*, Poling, Sagarin*, Williamson

Ohio St.: National Championship Foundation*, Sagarin (ELO-Chess)*

1945

Alabama: National Championship Foundation*

Army: AP, Berryman, Billingsley, Boand, DeVold, Dunkel, Football Research, Helms, Houlgate, Litkenhous, National Championship Foundation*, Poling, Sagarin, Sagarin (ELO-Chess), Williamson

1946

Army: Billingsley, Boand*, Football Research, Helms*, Houlgate, Poling*

Georgia: Williamson

Notre Dame: AP, Berryman, Boand*, DeVold, Dunkel, Helms*, Litkenhous, National Championship Foundation, Poling*, Sagarin, Sagarin (ELO-Chess)

1947

Michigan: Berryman, Billingsley, Boand, DeVold, Dunkel, Football Research, Helms*, Houlgate, Litkenhous, National Championship Foundation, Poling, Sagarin, Sagarin (ELO-Chess)

Notre Dame: AP, Helms*, Williamson

1948

Michigan: AP, Berryman, Billingsley, Boand, DeVold, Dunkel, Football Research, Helms, Houlgate, Litkenhous, National Championship Foundation, Poling, Sagarin, Sagarin (ELO-Chess), Williamson

1949

Notre Dame: AP, Berryman, Billingsley, Boand, DeVold, Dunkel, Helms, Houlgate, Litkenhous, National Championship Foundation, Poling, Sagarin, Sagarin (ELO-Chess), Williamson

Oklahoma: Football Research

1950

Kentucky: Sagarin*

Oklahoma: AP, Berryman, Helms, Litkenhous, UPI, Williamson

Princeton: Boand, Poling

Tennessee: Billingsley, DeVold, Dunkel, Football Research, National Championship Foundation, Sagarin (ELO-Chess)*

1951

Georgia Tech: Berryman, Boand*

Illinois: Boand*

Maryland: DeVold, Dunkel, Football Research, National Championship Foundation, Sagarin, Sagarin (ELO-Chess)

Michigan St.: Billingsley, Helms, Poling

Tennessee: AP, Litkenhous, UPI, Williamson

1952

Georgia Tech: Berryman, Billingsley, INS, Poling, Sagarin (ELO-Chess)*

Michigan St.: AP, Boand, DeVold, Dunkel, Football Research, Helms, Litkenhous, National Championship Foundation, Sagarin*, UPI, Williamson

1953

Maryland: AP, INS, UPI

Notre Dame: Billingsley, Boand, DeVold, Dunkel, Helms, Litkenhous, National Championship Foundation, Poling, Sagarin, Sagarin (ELO-Chess), Williamson

Oklahoma: Berryman, Football Research

1954

Ohio St.: AP, Berryman, Billingsley, Boand, DeVold, Football Research*, Helms*, INS, National Championship Foundation*, Poling, Sagarin, Sagarin (ELO-Chess), Williamson

UCLA: Dunkel, Football Research*, FW, Helms*, Litkenhous, National Championship Foundation*, UPI

1955

Michigan St.: Boand

Oklahoma: AP, Berryman, Billingsley, DeVold, Dunkel, Football Research, FW, Helms, INS, Litkenhous, National Championship Foundation, Poling, Sagarin, Sagarin (ELO-Chess), UPI, Williamson

1956

Georgia Tech: Berryman, Sagarin*

Iowa: Football Research

Oklahoma: AP, Billingsley, Boand, DeVold, Dunkel, FW, Helms, INS, Litkenhous, National Championship Foundation, Sagarin, UPI, Williamson

Tennessee: Sagarin (ELO-Chess)*

1957

Auburn: AP, Billingsley, Football Research, Helms, National Championship Foundation, Poling, Sagarin, Sagarin (ELO-Chess), Williamson

Michigan St.: Dunkel

Ohio St.: Boand, DeVold, FW, INS, Litkenhous, UPI

Oklahoma: Berryman

1958

Iowa: FW

LSU: AP, Berryman, Billingsley, Boand, DeVold, Dunkel, FB News, Football Research, Helms, Litkenhous, National Championship Foundation, Poling, Sagarin, Sagarin (ELO-Chess), UPI, Williamson

1959

Mississippi: Berryman, Dunkel, Sagarin*

Syracuse: AP, Billingsley, Boand, DeVold, FB News, Football Research, FW, Helms, Litkenhous, National Championship Foundation, NFF, Poling, Sagarin (ELO-Chess)*, UPI, Williamson

1960

Iowa: Berryman, Boand, Litkenhous, Sagarin, Sagarin (ELO-Chess)

Minnesota: AP, FB News, NFF, UPI

Mississippi: Billingsley, DeVold, Dunkel, Football Research, FW, National Championship Foundation, Williamson

Missouri: Poling

Washington: Helms

1961

Alabama: AP, Berryman, Billingsley, DeVold, Dunkel, FB News, Football Research, Helms, Litkenhous, National Championship Foundation, NFF, Sagarin, Sagarin (ELO-Chess), UPI, Williamson

Ohio St.: FW, Poling

1962

LSU: Berryman*

Southern California: AP, Berryman*, DeVold, Dunkel, FB News, Football Research, FW, Helms, National Championship Foundation, NFF, Poling, UPI, Williamson

Mississippi: Billingsley, Litkenhous, Sagarin, Sagarin (ELO-Chess)

1963

Texas: AP, Berryman, Billingsley, DeVold, Dunkel, FB News, Football Research, FW, Helms, Litkenhous, National Championship Foundation, NFF, Poling, Sagarin, Sagarin (ELO-Chess), UPI, Williamson

1964

Alabama: AP, Berryman, Litkenhous, UPI

Arkansas: Billingsley, Football Research, FW, Helms, National Championship Foundation, Poling, Sagarin, Sagarin (ELO-Chess)

Michigan: Dunkel

Notre Dame: DeVold, FB News, NFF

1965

Alabama: AP, Football Research, FW*, National Championship Foundation

Michigan St.: Berryman, Billingsley, DeVold, Dunkel, FB News, FW*, Helms, Litkenhous, NFF, Poling, Sagarin, Sagarin (ELO-Chess), UPI

1966

Alabama: Berryman, Sagarin (ELO-Chess)*

Michigan St.: Football Research, Helms*, NFF*, Poling*

Notre Dame: AP, Billingsley, DeVold, Dunkel, FB News, FW, Helms*, Litkenhous, Matthews, National Championship Foundation, NFF*, Poling*, Sagarin*, UPI

1967

Notre Dame: Dunkel

Oklahoma: Poling

Southern California: AP, Berryman, Billingsley, DeVold, FB News, Football Research, FW, Helms, Matthews, National Championship Foundation, NFF, Sagarin, Sagarin (ELO-Chess), UPI

Tennessee: Litkenhous

1968

Georgia: Litkenhous

Ohio St.: AP, Berryman, Billingsley, Dunkel, FACT, FB News, Football Research, FW, Helms, National Championship Foundation, NFF, Poling, Sagarin (ELO-Chess)*, UPI

Texas: DeVold, Matthews, Sagarin*

1969

Ohio St.: Matthews

Penn St.: FACT*, Sagarin (ELO-Chess)*

Texas: AP, Berryman, Billingsley, DeVold, Dunkel, FACT*, FB News, Football Research, FW, Helms, Litkenhous, National Championship Foundation, NFF, Poling, Sagarin*, UPI

1970

Arizona St.: Poling

Nebraska: AP, Billingsley, DeVold, Dunkel, FACT*, FB News, Football Research, FW, Helms, National Championship Foundation, Sagarin (ELO-Chess)*

Notre Dame: FACT*, Matthews, Sagarin*

Ohio St.: NFF*

Texas: Berryman, FACT*, Litkenhous, NFF*, UPI

1971

Nebraska: AP, Berryman, Billingsley, DeVold, Dunkel, FACT, FB News, Football Research, FW, Helms, Litkenhous, Matthews, National Championship Foundation, NFF, Poling, Sagarin, Sagarin (ELO-Chess), UPI

1972

Southern California: AP, Berryman, Billingsley, DeVold, Dunkel, FACT, FB News, Football Research, FW, Helms, Litkenhous, Matthews, National Championship Foundation, NFF, Poling, Sagarin, Sagarin (ELO-Chess), UPI

1973

Alabama: Berryman, UPI

Michigan: National Championship Foundation*, Poling*

Notre Dame: AP, Billingsley, FB News, FW, Helms, National Championship Foundation*, NFF

Ohio St.: FACT, National Championship Foundation*, Poling*, Sagarin (ELO-Chess)*

Oklahoma: DeVold, Dunkel, Football Research, Sagarin*

1974

Ohio St.: Matthews

Oklahoma: AP, Berryman, Billingsley, DeVold, Dunkel, FACT, FB News, Football Research, Helms*, Litkenhous, National Championship Foundation*, Poling, Sagarin, Sagarin (ELO-Chess)

Southern California: FW, Helms*, National Championship Foundation*, NFF, UPI

1975

Alabama: Matthews*

Arizona St.: National Championship Foundation*, Sporting News

Ohio St.: Berryman, FACT*, Helms*, Matthews*, Poling

Oklahoma: AP, Billingsley, DeVold, Dunkel, FACT*, FB News, Football Research, FW, Helms*, National Championship Foundation*, NFF, Sagarin, Sagarin (ELO-Chess), UPI

1976

Pittsburgh: AP, FACT, FB News, FW, Helms, National Championship Foundation, NFF, Poling, Sagarin, Sagarin (ELO-Chess), Sporting News, UPI

Southern California: Berryman, Billingsley, DeVold, Dunkel, Football Research, Matthews

1977

Alabama: Football Research*

Arkansas: FACT*

Notre Dame: AP, Billingsley, DeVold, Dunkel, FACT*, FB News, Football Research*, FW, Helms, Matthews, National Championship Foundation, NFF, Poling, Sagarin*, Sporting News, UPI

Texas: Berryman, FACT*, Sagarin (ELO-Chess)*

1978

Alabama: AP, FACT*, Football Research, FW, Helms*, National Championship Foundation*, NFF

Oklahoma: DeVold, Dunkel, FACT*, Helms*, Litkenhous, Matthews, Poling, Sagarin*

Southern California: Berryman, Billingsley, FACT*, FB News, Helms*, National Championship Foundation*, Sagarin (ELO-Chess)*, Sporting News, UPI

1979

Alabama: AP, Berryman, Billingsley, DeVold, Dunkel, FACT, FB News, FW, Helms, Matthews, National Championship Foundation, NFF, NY Times, Poling, Sagarin, Sagarin (ELO-Chess), Sporting News, UPI

Southern California: Football Research

1980

Florida St.: FACT*

Georgia: AP, Berryman, Billingsley, FACT*, FB News, FW, Helms, National Championship Foundation, NFF, Poling, Sagarin (ELO-Chess)*, Sporting News, UPI

Nebraska: FACT*

Oklahoma: Dunkel, Matthews

Pittsburgh: DeVold, FACT*, Football Research, NY Times, Sagarin*

1981

Clemson: AP, Berryman, Billingsley, DeVold, FACT, FB News, Football Research, FW, Helms, Litkenhous, Matthews, National Championship Foundation*, NFF, NY Times, Poling, Sagarin, Sagarin (ELO-Chess), Sporting News, UPI

Nebraska: National Championship Foundation*

Penn St.: Dunkel

Pittsburgh: National Championship Foundation*

Texas: National Championship Foundation*

Southern Methodist: National Championship Foundation*

1982

Nebraska: Berryman

Penn St.: AP, Billingsley, DeVold, Dunkel, FACT, FB News, Football Research, FW, Helms*, Litkenhous, Matthews, National Championship Foundation, NFF, NY Times, Poling, Sagarin, Sagarin (ELO-Chess), Sporting News, UPI, USA/CNN

Southern Methodist: Helms*

1983

Auburn: Billingsley, FACT*, Football Research, NY Times, Sagarin (ELO-Chess)*

Miami (Fl.): AP, Dunkel, FB News, FW, National Championship Foundation, NFF, Sporting News, UPI, USA/CNN

Nebraska: Berryman, DeVold, FACT*, Litkenhous, Matthews, Poling, Sagarin*

1984

Brigham Young: AP, Billingsley, Football Research, FW, National Championship Foundation*, NFF, Poling, Sagarin (ELO-Chess)*, UPI, USA/CNN

Florida: DeVold, Dunkel, FACT, Matthews, NY Times, Sagarin*, Sporting News

Nebraska: Litkenhous

Washington: Berryman, FB News, National Championship Foundation*

1985

Florida: Sagarin (ELO-Chess)*

Michigan: Matthews

Oklahoma: AP, Berryman, Billingsley, DeVold, Dunkel, FACT, FB News, Football Research, FW, National Championship Foundation, NFF, NY Times, Sagarin*, Sporting News, UPI, USA/CNN

1986

Miami (Fl.): FACT*

Oklahoma: Berryman, DeVold, Dunkel, Football Research, NY Times, Sagarin*

Penn St.: AP, Billingsley, FACT*, FB News, FW, Matthews, National Championship Foundation, NFF, Sagarin (ELO-Chess)*, Sporting News, UPI, USA/CNN

1987

Florida St.: Berryman
Miami (Fla.): AP, Billingsley, DeVold, Dunkel, Eck, FACT, FB News, Football Research, FW, Matthews, National Championship Foundation, NFF, NY Times, Sagarin, Sagarin (ELO-Chess), Sporting News, UPI, USA/CNN

1988

Miami (Fla.): Berryman, Sagarin*
Notre Dame: AP, Billingsley, DeVold, Dunkel, Eck, FACT, FB News, Football Research, FW, Matthews, National Championship Foundation, NFF, NY Times, Sagarin, Sagarin (ELO-Chess)*, Sporting News, UPI, USA/CNN

1989

Miami (Fla.): AP, Billingsley, DeVold, Dunkel, FACT*, FB News, Football Research, FW, Matthews, National Championship Foundation, NFF, NY Times, Sporting News, UPI, USA/CNN
Notre Dame: Berryman, Eck, FACT*, Sagarin, Sagarin (ELO-Chess)

1990

Colorado: AP, Berryman, Billingsley, DeVold, FACT*, FB News, Football Research, FW, Matthews, National Championship Foundation*, NFF, Sporting News, USA/CNN
Georgia Tech: Dunkel, FACT*, National Championship Foundation*, Sagarin (ELO-Chess)*, UPI
Miami (Fla.): Eck, FACT*, NY Times, Sagarin*
Washington: FACT*

1991

Miami (Fla.): AP, Billingsley, Eck, Football Research, National Championship Foundation*, NY Times, Sagarin (ELO-Chess)*, Sporting News
Washington: Berryman, DeVold, Dunkel, FACT, FB News, FW, Matthews, National Championship Foundation*, Sagarin*, UPI/NFF, USA/CNN

1992

Alabama: AP, Berryman, Billingsley, DeVold, Dunkel, Eck, FACT, FB News, Football Research, FW, Matthews, National Championship Foundation, NY Times, Sagarin (ELO-Chess)*, Sporting News, UPI/NFF, USA/CNN
Florida St.: Sagarin*

1993

Auburn: National Championship Foundation*
Florida St.: AP, Berryman, Billingsley, DeVold, Dunkel, Eck, FACT, FB News, FW, National Championship Foundation*, NY Times, Sagarin, Sagarin (ELO-Chess), Sporting News, UPI, USA/CNN, USA/NFF
Nebraska: National Championship Foundation*
Notre Dame: Matthews, National Championship Foundation*

1994

Florida St.: Dunkel
Nebraska: Alderson, AP, Berryman, Billingsley, FACT*, FB News, FW, National Championship Foundation*, Sagarin (ELO-Chess)*, Sporting News, UPI, USA/CNN, USA/NFF
Penn St.: DeVold, Eck, FACT*, Matthews, National Championship Foundation*, NY Times, Sagarin*

1995

Nebraska: Alderson, AP, Berryman, Billingsley, DeVold, Dunkel, Eck, FACT, FB News, FW, Matthews, National Championship Foundation, NFF, NY Times, Sagarin, Sagarin (ELO-Chess), Sporting News, UPI, USA/CNN

1996

Florida: AP, Berryman, Billingsley, Eck, FACT, FB News, FW, NFF, Sagarin, Sagarin (ELO-Chess), Sporting News, USA/CNN, NY Times, National Championship Foundation, Dunkel, Matthews, DeVold
Florida St.: Alderson

1997

Michigan: AP, FB News, FW, National Championship Foundation*, NFF, Sporting News
Nebraska: Alderson, Berryman, Billingsley, DeVold, Dunkel, Eck, FACT, Matthews, National Championship Foundation*, NY Times, Sagarin, Sagarin (ELO-Chess), Seattle Times, USA/ESPN

1998

Tennessee: Alderson, AP, Berryman, Billingsley, DeVold, Dunkel, Eck, FACT, FB News, FW, Matthews, National Championship Foundation, NFF, NY Times, Sagarin, Sagarin (ELO-Chess), Seattle Times, Sporting News, USA/ESPN

1999

Florida St.: AP, BCS, Berryman, Billingsley, DeVold, Dunkel, Eck, FACT, FB News, FW, Massey, Matthews, National Championship Foundation, NFF, NY Times,

Sagarin, Sagarin (ELO-Chess), Seattle Times, Sporting News, USA/ESPN

2000

Oklahoma: AP, BCS, Berryman, Billingsley, DeVold, Dunkel, Eck, FACT, FB News, FW, Massey, Matthews, National Championship Foundation, NFF, Sagarin, Sagarin (ELO-Chess), Seattle Times, Sporting News, USA/ESPN
Miami (Fla.): NY Times

2001

Miami (Fla.): AP, BCS, Berryman, Billingsley, Colley Matrix, DeVold, Dunkel, Eck, FACT, FB News, FW, Massey, Matthews, NFF, NY Times, Sagarin, Sagarin (ELO-Chess), Seattle Times, Sporting News, USA/ESPN, Wolfe

2002

Miami (Fla.): BCS
Ohio St.: AP, Berryman, Billingsley, Colley Matrix, DeVold, Eck, FACT, FB News, FW, Massey, NFF, NY Times, Sagarin (ELO-Chess)*, Seattle Times, Sporting News, USA/ESPN, Wolfe
Southern California: Dunkel, Matthews, Sagarin*

2003

LSU: Billingsley, Colley Matrix, DeVold, Dunkel, FACT, Massey, NFF, Sagarin, Sagarin (ELO-Chess), Seattle Times, Sporting News, USA/ESPN, Wolfe
Oklahoma: Berryman
Southern California: AP, BCS, Eck, FW, Matthews, NY Times

(Legend of Present Major Selectors: Associated Press (AP) from 1936-present; Football Writers Association of America (FW) from 1954-present; National Football Foundation and Hall of Fame (NFF) from 1959-90 and 1995 to present; USA Today/Cable News Network (USA/CNN) from 1982-96; USA Today/ESPN (USA/ESPN) from 1997-present; USA Today/National Football Foundation and Hall of Fame (USA/NFF) from 1993-94 to present. The Associated Press has been the designated media poll since 1936. United Press International served as the coaches' poll from 1950 to 1991 when it was taken over by USA Today/Cable News Network and in 1997 became USA Today/ESPN. In 1991-92, the No. 1 team in the final UPI/NFF ratings received the MacArthur Bowl as the national champion by the NFF. In 1993-94 and again in 1996, the No. 1 team in the USA Today/NFF final poll received the MacArthur Bowl. The BCS indicates the final ranking in the Bowl Championship Series.)

Major Selectors Since 1936

ASSOCIATED PRESS

Year	Team	Record	Year	Team	Record	Year	Team	Record	Year	Team	Record
1936	Minnesota	7-1-0	1953	Maryland	10-1-0	1970	Nebraska	11-0-1	1987	Miami (Fla.)	12-0-0
1937	Pittsburgh	9-0-1	1954	Ohio St.	10-0-0	1971	Nebraska	13-0-0	1988	Notre Dame	12-0-0
1938	TCU	11-0-0	1955	Oklahoma	11-0-0	1972	Southern California	12-0-0	1989	Miami (Fla.)	11-1-0
1939	Texas A&M	11-0-0	1956	Oklahoma	10-0-0	1973	Notre Dame	11-0-0	1990	Colorado	11-1-1
1940	Minnesota	8-0-0	1957	Auburn	10-0-0	1974	Oklahoma	11-0-0	1991	Miami (Fla.)	12-0-0
1941	Minnesota	8-0-0	1958	LSU	11-0-0	1975	Oklahoma	11-1-0	1992	Alabama	13-0-0
1942	Ohio St.	9-1-0	1959	Syracuse	11-0-0	1976	Pittsburgh	12-0-0	1993	Florida St.	12-1-0
1943	Notre Dame	9-1-0	1960	Minnesota	8-2-0	1977	Notre Dame	11-1-0	1994	Nebraska	13-0-0
1944	Army	9-0-0	1961	Alabama	11-0-0	1978	Alabama	12-1-0	1995	Nebraska	12-0-0
1945	Army	9-0-0	1962	Southern California	11-0-0	1979	Alabama	12-0-0	1996	Florida	12-1-0
1946	Notre Dame	8-0-1	1963	Texas	11-0-0	1980	Georgia	12-0-0	1997	Michigan	12-0-0
1947	Notre Dame	9-0-0	1964	Alabama	10-1-0	1981	Clemson	12-0-0	1998	Tennessee	13-0-0
1948	Michigan	9-0-0	1965	Alabama	9-1-1	1982	Penn St.	11-1-0	1999	Florida St.	12-0-0
1949	Notre Dame	10-0-0	1966	Notre Dame	9-0-1	1983	Miami (Fla.)	11-1-0	2000	Oklahoma	13-0-0
1950	Oklahoma	10-1-0	1967	Southern California	10-1-0	1984	Brigham Young	13-0-0	2001	Miami (Fla.)	12-0-0
1951	Tennessee	10-0-0	1968	Ohio St.	10-0-0	1985	Oklahoma	11-1-0	2002	Ohio St.	14-0-0
1952	Michigan St.	9-0-0	1969	Texas	11-0-0	1986	Penn St.	12-0-0	2003	Southern California	12-1-0

NATIONAL FOOTBALL FOUNDATION AND COLLEGE FOOTBALL HALL OF FAME (MacArthur Bowl)

Year	Team	Record	Year	Team	Record	Year	Team	Record	Year	Team	Record
1959	Syracuse	11-0-0	1971	Nebraska	13-0-0	1983	Miami (Fla.)	11-1-0	1994	Nebraska (USA/NFF)	13-0-0
1960	Minnesota	8-2-0	1972	Southern California	12-0-0	1984	Brigham Young	13-0-0	1995	Nebraska (USA/NFF)	12-0-0
1961	Alabama	11-0-0	1973	Notre Dame	11-0-0	1985	Oklahoma	11-1-0	1996	Florida (USA/NFF)	12-1-0
1962	Southern California	11-0-0	1974	Southern California	10-1-1	1986	Penn St.	12-0-0	1997	Michigan	12-0-0
1963	Texas	11-0-0	1975	Oklahoma	11-1-0	1987	Miami (Fla.)	12-0-0	1998	Tennessee	13-0-0
1964	Notre Dame	9-1-0	1976	Pittsburgh	12-0-0	1988	Notre Dame	12-0-0	1999	Florida St.	12-0-0
1965	Michigan St.	10-1-0	1977	Notre Dame	11-1-0	1989	Miami (Fla.)	11-1-0	2000	Oklahoma	13-0-0
1966	Michigan St. 9-0-1/Notre Dame 9-0-1		1978	Alabama	11-1-0	1990	Colorado	11-1-1	2001	Miami (Fla.)	12-0-0
1967	Southern California	10-1-0	1979	Alabama	12-0-0	1991	Wash. (UPI/NFF)	12-0-0	2002	Ohio St.	14-0-0
1968	Ohio St.	10-0-0	1980	Georgia	12-0-0	1992	Alabama (UPI/NFF)	13-0-0	2003	LSU	13-1-0
1969	Texas	11-0-0	1981	Clemson	12-0-0	1993	Florida St. (USA/NFF)	12-1-0			
1970	Ohio St. 10-1-0/Texas	10-1-0	1982	Penn St.	11-1-0						

UNITED PRESS

Year	Team	Record	Year	Team	Record	Year	Team	Record	Year	Team	Record
1950	Oklahoma	10-1-0	1962	Southern California	11-0-0	1974	Southern California	10-1-1	1985	Oklahoma	11-1-0
1951	Tennessee	10-0-0	1963	Texas	11-0-0	1975	Oklahoma	11-1-0	1986	Penn St.	12-0-0
1952	Michigan St.	9-0-0	1964	Alabama	10-1-0	1976	Pittsburgh	12-0-0	1987	Miami (Fla.)	12-0-0
1953	Maryland	10-1-0	1965	Michigan St.	10-1-0	1977	Notre Dame	11-1-0	1988	Notre Dame	12-0-0
1954	UCLA	9-0-0	1966	Notre Dame	9-0-1	1978	Southern California	12-1-0	1989	Miami (Fla.)	11-1-0
1955	Oklahoma	11-0-0	1967	Southern California	10-1-0	1979	Alabama	12-0-0	1990	Georgia Tech	11-0-1
1956	Oklahoma	10-0-0	1968	Ohio St.	10-0-0	1980	Georgia	12-0-0	1991	Washington	12-0-0
1957	Ohio St.	9-1-0	1969	Texas	11-0-0	1981	Clemson	12-0-0	1992	Alabama	13-0-0
1958	LSU	11-0-0	1970	Texas	10-1-0	1982	Penn St.	11-1-0	1993	Florida St.	12-1-0
1959	Syracuse	11-0-0	1971	Nebraska	13-0-0	1983	Miami (Fla.)	11-1-0	1994	Nebraska	13-0-0
1960	Minnesota	8-2-0	1972	Southern California	12-0-0	1984	Brigham Young	13-0-0	1995	Nebraska	12-0-0
1961	Alabama	11-0-0	1973	Alabama	11-1-0						

FOOTBALL WRITERS'

Year	Team	Record	Year	Team	Record	Year	Team	Record	Year	Team	Record	
1954	UCLA	9-0-0	1966	Notre Dame	9-0-1	1979	Alabama	12-0-0	1992	Alabama	13-0-0	
1955	Oklahoma	11-0-0	1967	Southern California	10-1-0	1980	Georgia	12-0-0	1993	Florida St.	12-1-0	
1956	Oklahoma	10-0-0	1968	Ohio St.	10-0-0	1981	Clemson	12-0-0	1994	Nebraska	13-0-0	
1957	Ohio St.	9-1-0	1969	Texas	11-0-0	1982	Penn St.	11-1-0	1995	Nebraska	12-0-0	
1958	Iowa	8-1-1	1970	Nebraska	11-0-1	1983	Miami (Fla.)	11-1-0	1996	Florida	12-1-0	
1959	Syracuse	11-0-0	1971	Nebraska	13-0-0	1984	Brigham Young	13-0-0	1997	Michigan	12-0-0	
1960	Mississippi	10-0-1	1972	Southern California	12-0-0	1985	Oklahoma	11-1-0	1998	Tennessee	13-0-0	
1961	Ohio St.	8-0-1	1973	Notre Dame	11-0-0	1986	Penn St.	12-0-0	1999	Florida St.	12-0-0	
1962	Southern California	11-0-0	1974	Southern California	10-1-1	1987	Miami (Fla.)	12-0-0	2000	Oklahoma	13-0-0	
1963	Texas	11-0-0	1975	Oklahoma	11-1-0	1988	Notre Dame	12-0-0	2001	Miami (Fla.)	12-0-0	
1964	Arkansas	11-0-0	1976	Pittsburgh	12-0-0	1989	Miami (Fla.)	11-1-0	2002	Ohio St.	14-0-0	
1965	Alabama	9-1-1/ Michigan St.	10-1-0	1977	Notre Dame	11-1-0	1990	Colorado	11-1-1	2003	Southern California	12-1-0
			1978	Alabama	11-1-0	1991	Washington	12-0-0				

USA TODAY/ESPN

Year	Team	Record	Year	Team	Record	Year	Team	Record	Year	Team	Record
1982	Penn St.	11-1-0	1988	Notre Dame (CNN)	12-0-0	1994	Nebraska (CNN)	13-0-0	2000	Oklahoma (ESPN)	13-0-0
1983	Miami (Fla.) (CNN)	11-1-0	1989	Miami (Fla.) (CNN)	11-1-0	1995	Nebraska (CNN)	12-0-0	2001	Miami (Fla.) (ESPN)	12-0-0
1984	Brigham Young (CNN)	13-0-0	1990	Colorado (CNN)	11-1-1	1996	Florida (CNN)	12-1-0	2002	Ohio St. (ESPN)	14-0-0
1985	Oklahoma (CNN)	11-1-0	1991	Washington (CNN)	12-0-0	1997	Nebraska (ESPN)	13-0-0	2003	LSU (ESPN)	13-1-0
1986	Penn St. (CNN)	12-0-0	1992	Alabama (CNN)	13-0-0	1998	Tennessee (ESPN)	13-0-0			
1987	Miami (Fla.) (CNN)	12-0-0	1993	Florida St. (CNN)	12-1-0	1999	Florida St. (ESPN)	12-0-0			

National Poll Champions in Bowl Games

Year	Team	Coach (Years†)	Record	Bowl (Result)
1900	Yale	Malcolm McBride	12-0-0	None
1901	Michigan	Fielding Yost	11-0-0	Rose (beat Stanford, 49-0)
	Harvard	William Reid	12-0-0	None
1902	Michigan	Fielding Yost	11-0-0	None
	Yale	Joseph Swan	11-0-1	None
1903	Princeton	Art Hillebrand	11-0-0	None
1904	Pennsylvania	Carl Williams	12-0-0	None
1905	Chicago	Amos Alonzo Stagg	11-0-0	None
	Yale	J.E. Owsley	10-0-0	None
1906	Princeton	Bill Roper	9-0-1	None
	Yale	Foster Rockwell	9-0-1	None
1907	Yale	William Knox	9-0-1	None
1908	Pennsylvania	Sol Metzger	11-0-1	None
	Harvard	Percy Haughton	9-0-1	None
1909	Yale	Howard Jones	10-0-0	None
1910	Harvard	Percy Haughton	8-0-1	None
1911	Princeton	Bill Roper	8-0-2	None
1912	Harvard	Percy Haughton	9-0-0	None

Consensus National Champions

SINCE 1950

AP — Associated Press
UPI — United Press International (1950-95)
FWAA — Football Writers Association of America
NFF — National Football Foundation/College Football Hall of Fame
USA/CNN — USA Today/CNN
USA/ESPN — USA Today/ESPN

Year	Champion (Selectors)
1950	Oklahoma (AP, UPI)
1951	Tennessee (AP, UPI)
1952	Michigan St. (AP, UPI)
1953	Maryland (AP, UPI)
1954	UCLA (FWAA, UPI)
	Ohio St. (AP)
1955	Oklahoma (AP, FWAA, UPI)
1956	Oklahoma (AP, FWAA, UPI)

Year	Team	Coach (Years†)	Record	Bowl (Result)	Year	Champion (Selectors)
1913	Harvard	Percy Haughton	9-0-0	None	1957	Ohio St. (FWAA, UPI)
1914	Army	Charley Daly	9-0-0	None	1958	Auburn (AP)
	Harvard	Percy Haughton	7-0-2	None		LSU (AP, UPI)
1915	Cornell	Al Sharpe	9-0-0	None		Iowa (FWAA)
1916	Pittsburgh	Glenn "Pop" Warner	8-0-0	None	1959	Syracuse (AP, FWAA, NFF, UPI)
1917	Georgia Tech	John Heisman	9-0-0	None	1960	Minnesota (AP, NFF, UPI)
1918	Pittsburgh	Glenn "Pop" Warner	4-1-0	None		Mississippi (FWAA)
1919	Harvard	Robert Fisher	9-0-1	Rose (beat Oregon, 7-6)	1961	Alabama (AP, NFF, UPI)
	Penn St.	Hugo Bezdek	7-1-0	None		Ohio St. (FWAA)
1920	California	Andy Smith	9-0-0	Rose (beat Ohio St., 28-0)	1962	Southern California (AP, FWAA, NFF, UPI)
	Princeton	Bill Roper	6-0-1	None	1963	Texas (AP, FWAA, NFF, UPI)
1921	Cornell	Gil Dobie	8-0-0	None	1964	Alabama (AP, UPI)
	Penn St.	Hugo Bezdek	8-0-2	None		Arkansas (FWAA)
1922	Cornell	Gil Dobie	8-0-0	None		Notre Dame (NFF)
	Princeton	Bill Roper	8-0-0	None	1965	Michigan St. (FWAA, NFF, UPI)
1923	Illinois	Robert Zuppke	8-0-0	None		Alabama (AP, FWAA)
1924	Notre Dame	Knute Rockne	10-0-0	Rose (beat Stanford, 27-10)	1966	Notre Dame (AP, FWAA, NFF, UPI)
1925	Alabama	Wallace Wade	10-0-0	Rose (beat Washington, 20-19)		Michigan St. (NFF)
	Dartmouth	Jesse Hawley	8-0-0	None	1967	Southern California (AP, FWAA, NFF, UPI)
1926	Alabama	Wallace Wade	9-0-1	Rose (tied Stanford, 7-7)	1968	Ohio St. (AP, FWAA, NFF, UPI)
	Stanford	Glenn "Pop" Warner	10-1-0	Rose (tied Alabama, 7-7)	1969	Texas (AP, FWAA, NFF, UPI)
1927	Illinois	Robert Zuppke	7-0-1	None	1970	Nebraska (AP, FWAA)
1928	Georgia Tech	Bill Alexander	10-0-0	Rose (beat California, 8-7)		Texas (NFF, UPI)
	Southern California	Howard Jones	9-0-1	None		Ohio St. (NFF)
1929	Notre Dame	Knute Rockne	9-0-0	None	1971	Nebraska (AP, FWAA, NFF, UPI)
1930	Notre Dame	Knute Rockne	10-0-0	None	1972	Southern California (AP, FWAA, NFF, UPI)
1931	Southern California	Howard Jones	10-1-0	Rose (beat Tulane, 21-12)	1973	Notre Dame (AP, FWAA, NFF)
1932	Michigan	Harry Kipke	8-0-0	None		Alabama (UPI)
	Southern California	Howard Jones	10-0-0	Rose (beat Pittsburgh, 35-0)	1974	Southern California (FWAA, NFF, UPI)
1933	Michigan	Harry Kipke	7-0-1	None		Oklahoma (AP)
1934	Minnesota	Bernie Bierman	8-0-0	None	1975	Oklahoma (AP, FWAA, NFF, UPI)
1935	Minnesota	Bernie Bierman	8-0-0	None	1976	Pittsburgh (AP, FWAA, NFF, UPI)
	Southern Methodist	Matty Bell	12-1-0	Rose (lost to Stanford, 7-0)	1977	Notre Dame (AP, FWAA, NFF, UPI)
1936	Minnesota	Bernie Bierman (5-15)	7-1-0	None	1978	Alabama (AP, FWAA, NFF)
1937	Pittsburgh	Jock Sutherland (13-18)	9-0-1	None		Southern California (UPI)
1938	TCU	Dutch Meyer (5-5)	11-0-0	Sugar (beat Carnegie Mellon, 15-7)	1979	Alabama (AP, FWAA, NFF, UPI)
1939	Texas A&M	Homer Norton (6-16)	11-0-0	Sugar (beat Tulane, 14-13)	1980	Georgia (AP, FWAA, NFF, UPI)
1940	Minnesota	Bernie Bierman (9-19)	8-0-0	None	1981	Clemson (AP, FWAA, NFF, UPI)
1941	Minnesota	Bernie Bierman (10-20)	8-0-0	None	1982	Penn St. (AP, FWAA, NFF, UPI, USA/CNN)
1942	Ohio St.	Paul Brown (2-2)	9-1-0	None	1983	Miami (Fla.) (AP, FWAA, NFF, UPI, USA/CNN)
1943	Notre Dame	Frank Leahy (3-5)	9-1-0	None	1984	Brigham Young (AP, FWAA, NFF, UPI, USA/CNN)
1944	Army	Earl "Red" Blaik (4-11)	9-0-0	None	1985	Oklahoma (AP, FWAA, NFF, UPI, USA/CNN)
1945	Army	Earl "Red" Blaik (5-12)	9-0-0	None	1986	Penn St. (AP, FWAA, NFF, UPI, USA/CNN)
1946	Notre Dame	Frank Leahy (4-6)	8-0-1	None	1987	Miami (Fla.) (AP, FWAA, NFF, UPI, USA/CNN)
1947	Notre Dame	Frank Leahy (5-7)	9-0-0	None	1988	Notre Dame (AP, FWAA, NFF, UPI, USA/CNN)
1948	Michigan	Bennie Oosterbaan (1-1)	9-0-0	None	1989	Miami (Fla.) (AP, FWAA, NFF, UPI, USA/CNN)
1949	Notre Dame	Frank Leahy (7-9)	10-0-0	None	1990	Colorado (AP, FWAA, NFF, USA/CNN)
1950	Oklahoma	Bud Wilkinson (4-4)	10-1-0	Sugar (lost to Kentucky, 13-7)		Georgia Tech (UPI)
1951	Tennessee	Robert Neyland (20-20)	10-0-0	Sugar (lost to Maryland, 28-13)	1991	Washington (FWAA, NFF, USA/CNN, UPI)
1952	Michigan St.	Clarence "Biggie" Munn (6-9)	9-0-0	None		Miami (Fla.) (AP)
1953	Maryland	Jim Tatum (7-9)	10-1-0	Orange (lost to Oklahoma, 7-0)	1992	Alabama (AP, FWAA, NFF, USA/CNN, UPI)
1954	Ohio St.	Woody Hayes (4-9)	10-0-0	Rose (beat Southern California, 20-7)	1993	Florida St. (AP, FWAA, NFF, USA/CNN, UPI)
	UCLA	Red Sanders (6-12)	9-0-0	None	1994	Nebraska (AP, FWAA, NFF, USA/CNN, UPI)
1955	Oklahoma	Bud Wilkinson (9-9)	11-0-0	Orange (beat Maryland, 20-6)	1995	Nebraska (AP, FWAA, NFF, USA/CNN, UPI)
1956	Oklahoma	Bud Wilkinson (10-10)	10-0-0	None	1996	Florida (AP, FWAA, NFF, USA/CNN)
1957	Auburn	Ralph "Shug" Jordan (7-7)	10-0-0	None	1997	Michigan (AP, FWAA, NFF)
	Ohio St.	Woody Hayes (7-12)	9-1-0	Rose (beat Oregon, 10-7)		Nebraska (USA/ESPN)
1958	LSU	Paul Dietzel (4-4)	11-0-0	Sugar (beat Clemson, 7-0)	1998	Tennessee (AP, FWAA, NFF, USA/ESPN)
	Iowa	Forest Evashevski (5-8)	8-1-1	Rose (beat California, 38-12)	1999	Florida St. (AP, FWAA, NFF, USA/ESPN)
1959	Syracuse	Ben Schwartzwalder (11-14)	11-0-0	Cotton (beat Texas, 23-14)	2000	Oklahoma (AP, FWAA, NFF, USA/ESPN)
1960	Minnesota	Murray Warmath (7-9)	8-2-0	Rose (lost to Washington, 17-7)	2001	Miami (Fla.) (AP, FWAA, NFF, USA/ESPN)
	Mississippi	Johnny Vaught (14-14)	10-1-0	Sugar (beat Rice, 14-6)		Ohio St. (AP, FWAA, NFF, USA/ESPN)
1961	Alabama	Paul "Bear" Bryant (4-17)	11-0-0	Sugar (beat Arkansas, 10-3)	2002	LSU (NFF, USA/ESPN)
	Ohio St.	Woody Hayes (11-16)	8-0-1	None	2003	Southern California (AP, FWAA)
1962	Southern California	John McKay (3-3)	11-0-0	Rose (beat Wisconsin, 42-37)		
1963	Texas	Darrell Royal (7-10)	11-0-0	Cotton (beat Navy, 28-6)		
1964	Alabama	Paul "Bear" Bryant (7-20)	10-1-0	Orange (lost to Texas, 21-17)		
	Arkansas	Frank Broyles (3-4)	11-0-0	Cotton (beat Nebraska, 10-7)		
	Notre Dame	Ara Parseghian (1-14)	9-1-0	None		
1965	Alabama	Paul "Bear" Bryant (8-21)	9-1-1	Orange (beat Nebraska, 39-28)		
	Michigan St.	Duffy Daugherty (12-12)	10-1-0	Rose (lost to UCLA, 14-12)		
1966	Michigan St.	Duffy Daugherty (13-13)	9-0-1	None		
	Notre Dame	Ara Parseghian (3-17)	9-0-1	None		
1967	Southern California	John McKay (8-8)	10-1-0	Rose (beat Indiana, 14-3)		
1968	Ohio St.	Woody Hayes (18-23)	10-0-0	Rose (beat Southern California, 27-16)		
1969	Texas	Darrell Royal (13-16)	11-0-0	Cotton (beat Notre Dame, 21-17)		
1970	Nebraska	Bob Devaney (9-14)	11-0-1	Orange (beat LSU, 17-12)		
	Ohio St.	Woody Hayes (20-25)	9-1-0	Rose (lost to Stanford, 27-17)		
	Texas	Darrell Royal (14-17)	10-1-0	Cotton (lost to Notre Dame, 24-11)		
1971	Nebraska	Bob Devaney (10-15)	13-0-0	Orange (beat Alabama, 38-6)		
1972	Southern California	John McKay (13-13)	12-0-0	Rose (beat Ohio St., 42-17)		
1973	Alabama	Paul "Bear" Bryant (16-29)	11-1-0	Sugar (lost to Notre Dame, 24-23)		
	Notre Dame	Ara Parseghian (10-23)	11-0-0	Sugar (beat Alabama, 24-23)		
1974	Oklahoma	Barry Switzer (2-2)	11-0-0	None		
	Southern California	John McKay (15-15)	10-1-1	Rose (beat Ohio St., 18-17)		

Year	Team	Coach (Years†)	Record	Bowl (Result)
1975	Oklahoma	Barry Switzer (3-3)	11-1-0	Orange (beat Michigan, 14-6)
1976	Pittsburgh	Johnny Majors (4-9)	12-0-0	Sugar (beat Georgia, 27-3)
1977	Noire Dame	Dan Devine (3-19)	11-1-0	Cotton (beat Texas, 38-10)
1978	Alabama	Paul "Bear" Bryant (21-34)	11-1-0	Sugar (beat Penn St., 14-7)
	Southern California	John Robinson (3-3)	12-1-0	Rose (beat Michigan, 17-10)
1979	Alabama	Paul "Bear" Bryant (22-35)	12-0-0	Sugar (beat Arkansas, 24-9)
1980	Georgia	Vince Dooley (17-17)	12-0-0	Sugar (beat Notre Dame, 17-10)
1981	Clemson	Danny Ford (4-4#)	12-0-0	Orange (beat Nebraska, 22-15)
1982	Penn St.	Joe Paterno (17-17)	11-1-0	Sugar (beat Georgia, 27-23)
1983	Miami (Fla.)	Howard Schnellenberger (5-5)	11-1-0	Orange (beat Nebraska, 31-30)
1984	Brigham Young	LaVell Edwards (13-13)	13-0-0	Holiday (beat Michigan, 24-17)
1985	Oklahoma	Barry Switzer (13-13)	11-1-0	Orange (beat Penn St., 25-10)
1986	Penn St.	Joe Paterno (21-21)	12-0-0	Fiesta (beat Miami [Fla.], 14-10)
1987	Miami (Fla.)	Jimmy Johnson (3-9)	12-0-0	Orange (beat Oklahoma, 20-14)
1988	Notre Dame	Lou Holtz (3-19)	12-0-0	Fiesta (beat West Virginia, 34-21)
1989	Miami (Fla.)	Dennis Erickson (1-8)	11-1-0	Sugar (beat Alabama, 33-25)
1990	Colorado	Bill McCartney (9-9)	11-1-1	Orange (beat Notre Dame, 10-9)
	Georgia Tech	Bobby Ross (4-14)	11-0-1	Fla. Citrus (beat Nebraska, 45-21)
1991	Miami (Fla.)	Dennis Erickson (3-10)	12-0-0	Orange (beat Nebraska, 22-0)
	Washington	Don James (17-21)	12-0-0	Rose (beat Michigan, 34-14)
1992	Alabama	Gene Stallings (3-10)	13-0-0	Sugar (beat Miami [Fla.], 34-13)
1993	Florida St.	Bobby Bowden (18-28)	12-1-0	Orange (beat Nebraska, 18-16)
1994	Nebraska	Tom Osborne (22-22)	13-0-0	Orange (beat Miami [Fla.], 24-17)
1995	Nebraska	Tom Osborne (23-23)	12-0-0	Fiesta (beat Florida, 62-24)
1996	Florida	Steve Spurrier (7-10)	12-1-0	Sugar (beat Florida St., 52-20)
1997	Michigan	Lloyd Carr (3-3)	12-0-0	Rose (beat Washington St., 21-16)
	Nebraska	Tom Osborne (25-25)	13-0-0	Orange (beat Tennessee, 42-17)
1998*	Tennessee	Phillip Fulmer (7-7)	13-0-0	Fiesta (beat Florida St., 23-16)
1999	Florida St.	Bobby Bowden (25-35)	12-0-0	Sugar (beat Virginia Tech, 46-29)
2000	Oklahoma	Bob Stoops (2-2)	13-0-0	Orange (beat Florida St., 13-2)
2001	Miami (Fla.)	Larry Coker (1-1)	12-0-0	Rose (beat Nebraska, 37-14)
2002	Ohio St.	Jim Tressel (2-17)	14-0-0	Fiesta (beat Miami [Fla.] 31-24 [2ot])
2003	LSU	Nick Saban (4-10)	13-1-0	Sugar (beat Oklahoma, 21-14)
	Southern California	Pete Carroll (3-3)	12-1-0	Rose (beat Michigan, 28-14)

† Years head coach at that college and total years at four-year colleges. #Includes last game of 1978 season. *First year of BCS ranking system.

All-Time Associated Press National Poll Championships

(From 1936-Present)

Team	No.	Years No. 1 in Poll
Notre Dame	8	1943, 1946, 1947, 1949, 1966, 1973, 1977, 1988
Oklahoma	7	1950, 1955, 1956, 1974, 1975, 1985, 2000
Alabama	6	1961, 1964, 1965, 1978, 1979, 1992
Miami (Fla.)	5	1983, 1987, 1989, 1991, 2001
Minnesota	4	1936, 1940, 1941, 1960
Nebraska	4	1970, 1971, 1994, 1995
Ohio St.	4	1942, 1954, 1968, 2002
Southern California	4	1962, 1967, 1972, 2003
Army	2	1944, 1945
Florida St.	2	1993, 1999
Michigan	2	1948, 1997
Penn St.	2	1982, 1986
Pittsburgh	2	1937, 1976
Tennessee	2	1951, 1998
Texas	2	1963, 1969
Auburn	1	1957
Brigham Young	1	1984
Clemson	1	1981
Colorado	1	1990
Florida	1	1996
Georgia	1	1980
LSU	1	1958
Maryland	1	1953
Michigan St.	1	1952
Syracuse	1	1959
Texas A&M	1	1939
TCU	1	1938
Total	68	

Associated Press Weekly Poll Leaders

The weekly dates are for Monday or Tuesday, the most frequent release dates of the poll, except when the final poll was taken after early January bowl games. A team's record includes its last game before the weekly poll. A new weekly leader's rank the previous week is indicated in parentheses after its record. Final poll leaders (annual champions) are in bold face. (Note: Only 10 teams were ranked in the weekly polls during 1962, 1963, 1964, 1965, 1966 and 1967; 20 were ranked in all other seasons until 1989, when 25 were ranked.)

1936	10-20 Minnesota.....(3-0-0)
	10-27 Minnesota.....(4-0-0)
	11-3 Northwestern.....(5-0-0) (3)
	11-10 Northwestern.....(6-0-0)
	11-17 Northwestern.....(7-0-0)
	11-24 Minnesota.....(7-1-0) (2)
12-1	Minnesota.....(7-1-0)
1937	10-20 California.....(5-0-0)
	10-27 California.....(6-0-0)
	11-2 California.....(7-0-0)
	11-9 Pittsburgh.....(6-0-1) (3)
	11-16 Pittsburgh.....(7-0-1)
	11-23 Pittsburgh.....(8-0-1)
11-30	Pittsburgh.....(9-0-1)
1938	10-18 Pittsburgh.....(4-0-0)
	10-25 Pittsburgh.....(5-0-0)
	11-1 Pittsburgh.....(6-0-0)
	11-8 TCU.....(7-0-0) (2)
	11-15 Notre Dame.....(7-0-0) (2)
	11-22 Notre Dame.....(8-0-0)
	11-29 Notre Dame.....(8-0-0)
12-6	TCU.....(10-0-0) (2)
1939	10-17 Pittsburgh.....(3-0-0)
	10-24 Tennessee.....(4-0-0) (5)
	10-31 Tennessee.....(5-0-0)
	11-7 Tennessee.....(6-0-0)
	11-14 Tennessee.....(7-0-0)
	11-21 Texas A&M.....(9-0-0) (2)
	11-28 (tie) Texas A&M.....(9-0-0)
	(tie) Southern California.....(6-0-1) (4)
	12-5 Texas A&M.....(10-0-0)
12-12	Texas A&M.....(10-0-0)
1940	10-15 Cornell.....(2-0-0)
	10-22 Cornell.....(3-0-0)
	10-29 Cornell.....(4-0-0)
	11-5 Cornell.....(5-0-0)
	11-12 Minnesota.....(6-0-0) (2)
	11-19 Minnesota.....(7-0-0)
	11-26 Minnesota.....(8-0-0)
12-3	Minnesota.....(8-0-0)
1941	10-14 Minnesota.....(2-0-0)
	10-21 Minnesota.....(3-0-0)
	10-28 (tie) Minnesota.....(4-0-0)
	(tie) Texas.....(5-0-0) (2)
	11-4 Texas.....(6-0-0)
	11-11 Minnesota.....(6-0-0) (2)
	11-18 Minnesota.....(7-0-0)
	11-25 Minnesota.....(8-0-0)
12-2	Minnesota.....(8-0-0)
1942	10-13 Ohio St.....(3-0-0)
	10-20 Ohio St.....(4-0-0)
	10-27 Ohio St.....(5-0-0)
	11-3 Georgia.....(7-0-0) (2)
	11-10 Georgia.....(8-0-0)
	11-17 Georgia.....(9-0-0)
	11-24 Boston College.....(8-0-0) (3)
12-1	Ohio St.....(9-1-0) (3)
1943	10-5 Notre Dame.....(2-0-0)
	10-12 Notre Dame.....(3-0-0)
	10-19 Notre Dame.....(4-0-0)

10-26 Notre Dame.....(5-0-0)	
11-2 Notre Dame.....(6-0-0)	
11-9 Notre Dame.....(7-0-0)	
11-16 Notre Dame.....(8-0-0)	
11-23 Notre Dame.....(9-0-0)	
11-30	Notre Dame.....(9-1-0)
1944	10-10 Notre Dame.....(2-0-0)
	10-17 Notre Dame.....(3-0-0)
	10-24 Notre Dame.....(4-0-0)
	10-31 Army.....(5-0-0) (2)
	11-7 Army.....(6-0-0)
	11-14 Army.....(7-0-0)
	11-21 Army.....(8-0-0)
	11-28 Army.....(8-0-0)
12-5	Army.....(9-0-0)
1945	10-9 Army.....(2-0-0)
	10-16 Army.....(3-0-0)
	10-23 Army.....(4-0-0)
	10-30 Army.....(5-0-0)
	11-6 Army.....(6-0-0)
	11-13 Army.....(7-0-0)
	11-20 Army.....(8-0-0)
	11-27 Army.....(8-0-0)
12-4	Army.....(9-0-0)
1946	10-8 Texas.....(3-0-0)
	10-15 Army.....(4-0-0) (2)
	10-22 Army.....(5-0-0)
	10-29 Army.....(6-0-0)
	11-5 Army.....(7-0-0)
	11-12 Army.....(7-0-1)
	11-19 Army.....(8-0-1)
	11-26 Army.....(8-0-1)
12-3	Notre Dame.....(8-0-1) (2)
1947*	10-7 Notre Dame.....(1-0-0)
	10-14 Michigan.....(3-0-0) (2)
	10-21 Michigan.....(4-0-0)
	10-28 Notre Dame.....(4-0-0) (2)
	11-4 Notre Dame.....(5-0-0)
	11-11 Notre Dame.....(6-0-0)
	11-18 Michigan.....(8-0-0) (2)
	11-25 Notre Dame.....(8-0-0) (2)
	12-2 Notre Dame.....(8-0-0)
12-9	Notre Dame.....(9-0-0)
1948	10-5 Notre Dame.....(2-0-0)
	10-12 North Carolina.....(3-0-0) (2)
	10-19 Michigan.....(4-0-0) (4)
	10-26 Michigan.....(5-0-0)
	11-2 Notre Dame.....(6-0-0) (2)
	11-9 Michigan.....(7-0-0) (2)
	11-16 Michigan.....(8-0-0)
	11-23 Michigan.....(9-0-0)
11-30	Michigan.....(9-0-0)
1949	10-4 Michigan.....(2-0-0)
	10-11 Notre Dame.....(3-0-0) (2)
	10-18 Notre Dame.....(4-0-0)
	10-25 Notre Dame.....(4-0-0)
	11-1 Notre Dame.....(5-0-0)
	11-8 Notre Dame.....(6-0-0)
	11-15 Notre Dame.....(7-0-0)
	11-22 Notre Dame.....(8-0-0)
11-29	Notre Dame.....(9-0-0)
1950	10-3 Notre Dame.....(1-0-0)
	10-10 Army.....(2-0-0) (4)
	10-17 Army.....(3-0-0)
	10-24 Southern Methodist.....(5-0-0) (3)
	10-31 Southern Methodist.....(5-0-0)
	11-7 Army.....(6-0-0) (2)
	11-14 Ohio St.....(6-1-0) (2)
	11-21 Oklahoma.....(8-0-0) (2)
11-28	Oklahoma.....(9-0-0)
1951	10-2 Michigan St.....(2-0-0)
	10-9 Michigan St.....(3-0-0)
	10-16 California.....(4-0-0) (2)
	10-23 Tennessee.....(4-0-0) (2)
	10-30 Tennessee.....(5-0-0)

11-6 Tennessee.....(6-0-0)	
11-13 Michigan St.....(7-0-0) (5)	
11-20 Tennessee.....(8-0-0) (2)	
11-27 Tennessee.....(9-0-0)	
12-4	Tennessee.....(10-0-0)
1952	9-30 Michigan St.....(1-0-0)
	10-7 Wisconsin.....(2-0-0) (8)
	10-14 Michigan St.....(3-0-0) (2)
	10-21 Michigan St.....(4-0-0)
	10-28 Michigan St.....(5-0-0)
	11-4 Michigan St.....(6-0-0)
	11-11 Michigan St.....(7-0-0)
	11-18 Michigan St.....(8-0-0)
	11-25 Michigan St.....(9-0-0)
12-1	Michigan St.....(9-0-0)
1953	9-29 Notre Dame.....(1-0-0)
	10-6 Notre Dame.....(2-0-0)
	10-13 Notre Dame.....(2-0-0)
	10-20 Notre Dame.....(3-0-0)
	10-27 Notre Dame.....(4-0-0)
	11-3 Notre Dame.....(5-0-0)
	11-10 Notre Dame.....(6-0-0)
	11-17 Notre Dame.....(7-0-0)
	11-24 Maryland.....(10-0-0) (2)
12-1	Maryland.....(10-0-0)
1954	9-21 Oklahoma.....(1-0-0)
	9-28 Notre Dame.....(1-0-0) (2)
	10-5 Oklahoma.....(2-0-0) (2)
	10-12 Oklahoma.....(3-0-0)
	10-19 Oklahoma.....(4-0-0)
	10-26 Ohio St.....(5-0-0) (4)
	11-2 UCLA.....(7-0-0) (3)
	11-9 UCLA.....(8-0-0)
	11-16 Ohio St.....(8-0-0) (2)
	11-23 Ohio St.....(9-0-0)
11-30	Ohio St.....(9-0-0)
1955	9-20 UCLA.....(1-0-0)
	9-27 Maryland.....(2-0-0) (5)
	10-4 Maryland.....(3-0-0)
	10-11 Michigan.....(3-0-0) (2)
	10-18 Michigan.....(4-0-0)
	10-25 Maryland.....(6-0-0) (2)
	11-1 Maryland.....(7-0-0)
	11-8 Oklahoma.....(7-0-0) (2)
	11-15 Oklahoma.....(8-0-0)
	11-22 Oklahoma.....(9-0-0)
11-29	Oklahoma.....(10-0-0)
1956	9-25 Oklahoma.....(0-0-0)
	10-2 Oklahoma.....(1-0-0)
	10-9 Oklahoma.....(2-0-0)
	10-16 Oklahoma.....(3-0-0)
	10-23 Michigan St.....(4-0-0) (2)
	10-30 Oklahoma.....(5-0-0) (2)
	11-6 Oklahoma.....(6-0-0)
	11-13 Tennessee.....(7-0-0) (3)
	11-20 Oklahoma.....(8-0-0) (2)
	11-27 Oklahoma.....(9-0-0)
12-4	Oklahoma.....(10-0-0)
1957	9-24 Oklahoma.....(1-0-0)
	10-1 Oklahoma.....(1-0-0)
	10-8 Oklahoma.....(2-0-0)
	10-15 Michigan St.....(3-0-0) (2)
	10-22 Oklahoma.....(4-0-0) (2)
	10-29 Texas A&M.....(6-0-0) (2)
	11-5 Texas A&M.....(7-0-0)
	11-12 Texas A&M.....(8-0-0)
	11-19 Michigan St.....(7-1-0) (4)
	11-26 Auburn.....(9-0-0) (2)
12-3	Auburn.....(10-0-0)
1958	9-23 Ohio St.....(0-0-0)
	9-30 Oklahoma.....(1-0-0) (2)
	10-7 Auburn.....(2-0-0) (2)
	10-14 Army.....(3-0-0) (3)
	10-21 Army.....(4-0-0)
	10-28 LSU.....(6-0-0) (3)
	11-4 LSU.....(7-0-0)
	11-11 LSU.....(8-0-0)

11-18 LSU(9-0)
 11-25 LSU(10-0-0)
12-2 LSU(10-0-0)

1959

9-22 LSU(1-0-0)
 9-29 LSU(2-0-0)
 10-6 LSU(3-0-0)
 10-13 LSU(4-0-0)
 10-20 LSU(5-0-0)
 10-27 LSU(6-0-0)
 11-3 LSU(7-0-0)
 11-10 Syracuse(7-0-0) (4)
 11-17 Syracuse(8-0-0)
 11-24 Syracuse(9-0-0)
 12-1 Syracuse(9-0-0)
12-8 Syracuse(10-0-0)

1960

9-20 Mississippi(1-0-0)
 9-27 Mississippi(2-0-0)
 10-4 Syracuse(2-0-0) (2)
 10-11 Mississippi(4-0-0) (2)
 10-18 Iowa(4-0-0) (2)
 10-25 Iowa(5-0-0)
 11-1 Iowa(6-0-0)
 11-8 Minnesota(7-0-0) (3)
 11-15 Missouri(9-0-0) (2)
 11-22 Minnesota(8-1-0) (4)
11-29 Minnesota(8-1-0)

1961

9-26 Iowa(0-0-0)
 10-3 Iowa(1-0-0)
 10-10 Mississippi(3-0-0) (2)
 10-17 Michigan St.(3-0-0) (5)
 10-24 Michigan St.(4-0-0)
 10-31 Michigan St.(5-0-0)
 11-7 Texas(7-0-0) (3)
 11-14 Texas(8-0-0)
 11-21 Alabama(9-0-0) (2)
 11-28 Alabama(9-0-0)
12-5 Alabama(10-0-0)

1962

9-25 Alabama(1-0-0)
 10-2 Ohio St.(1-0-0) (2)
 10-9 Alabama(3-0-0) (2)
 10-16 Texas(4-0-0) (2)
 10-23 Texas(5-0-0)
 10-30 Northwestern(5-0-0) (3)
 11-6 Northwestern(6-0-0)
 11-13 Alabama(8-0-0) (3)
 11-20 Southern California(8-0-0) (2)
 11-27 Southern California(9-0-0)
12-4 Southern California(10-0-0)

1963

9-24 Southern California(1-0-0)
 10-1 Oklahoma(1-0-0) (3)
 10-8 Oklahoma(2-0-0)
 10-15 Texas(4-0-0) (3)
 10-22 Texas(5-0-0)
 10-29 Texas(6-0-0)
 11-5 Texas(7-0-0)
 11-12 Texas(8-0-0)
 11-19 Texas(9-0-0)
 11-26 Texas(9-0-0)
 12-3 Texas(10-0-0)
12-10 Texas(10-0-0)

1964

9-29 Texas(2-0-0)
 10-6 Texas(3-0-0)
 10-13 Texas(4-0-0)
 10-20 Ohio St.(4-0-0) (2)
 10-27 Ohio St.(5-0-0)
 11-3 Notre Dame(6-0-0) (2)
 11-10 Notre Dame(7-0-0)
 11-17 Notre Dame(8-0-0)
 11-24 Notre Dame(9-0-0)
12-1 Alabama(10-0-0) (2)

1965

9-21 Notre Dame(1-0-0)
 9-28 Texas(2-0-0) (3)
 10-5 Texas(3-0-0)
 10-12 Texas(4-0-0)
 10-19 Arkansas(5-0-0) (3)
 10-26 Michigan St.(6-0-0) (2)
 11-2 Michigan St.(7-0-0)
 11-9 Michigan St.(8-0-0)

11-16 Michigan St.(9-0-0)
 11-23 Michigan St.(10-0-0)
 11-30 Michigan St.(10-0-0)
1-4 Alabama(9-1-1) (4)

1966

9-20 Michigan St.(1-0-0)
 9-27 Michigan St.(2-0-0)
 10-4 Michigan St.(3-0-0)
 10-11 Michigan St.(4-0-0)
 10-18 Notre Dame(4-0-0) (2)
 10-25 Notre Dame(5-0-0)
 11-1 Notre Dame(6-0-0)
 11-8 Notre Dame(7-0-0)
 11-15 Notre Dame(8-0-0)
 11-22 Notre Dame(8-0-1)
 11-29 Notre Dame(9-0-1)
12-5 Notre Dame(9-0-1)

1967

9-19 Notre Dame(0-0-0)
 9-26 Notre Dame(1-0-0)
 10-3 Southern California(3-0-0) (2)
 10-10 Southern California(4-0-0)
 10-17 Southern California(5-0-0)
 10-24 Southern California(6-0-0)
 10-31 Southern California(7-0-0)
 11-7 Southern California(8-0-0)
 11-14 UCLA(7-0-1) (2)
 11-21 Southern California(9-1-0) (4)
11-28 Southern California(9-1-0)

1968

9-17 Purdue(0-0-0)
 9-24 Purdue(1-0-0)
 10-1 Purdue(2-0-0)
 10-8 Purdue(3-0-0)
 10-15 Southern California(4-0-0) (2)
 10-22 Southern California(5-0-0)
 10-29 Southern California(5-0-0)
 11-5 Southern California(6-0-0)
 11-12 Southern California(7-0-0)
 11-19 Southern California(8-0-0)
 11-26 Ohio St.(9-0-0) (2)
 12-2 Ohio St.(9-0-0)
12-9 Ohio St.(10-0-0)

1969

9-23 Ohio St.(0-0-0)
 9-30 Ohio St.(1-0-0)
 10-7 Ohio St.(2-0-0)
 10-14 Ohio St.(3-0-0)
 10-21 Ohio St.(4-0-0)
 10-28 Ohio St.(5-0-0)
 11-4 Ohio St.(6-0-0)
 11-11 Ohio St.(7-0-0)
 11-18 Ohio St.(8-0-0)
 11-25 Texas(8-0-0) (2)
 12-2 Texas(9-0-0)
 12-9 Texas(10-0-0)
1-4 Texas(11-0-0)

1970

9-15 Ohio St.(0-0-0)
 9-22 Ohio St.(0-0-0)
 9-29 Ohio St.(1-0-0)
 10-6 Ohio St.(2-0-0)
 10-13 Ohio St.(3-0-0)
 10-20 Ohio St.(4-0-0)
 10-27 Texas(5-0-0) (2)
 11-3 Texas(6-0-0)
 11-10 Texas(7-0-0)
 11-17 Texas(8-0-0)
 11-24 Texas(8-0-0)
 12-1 Texas(9-0-0)
 12-8 Texas(10-0-0)
1-6 Nebraska(11-0-1) (3)

1971

9-14 Nebraska(1-0-0)
 9-21 Nebraska(2-0-0)
 9-28 Nebraska(3-0-0)
 10-5 Nebraska(4-0-0)
 10-12 Nebraska(5-0-0)
 10-19 Nebraska(6-0-0)
 10-26 Nebraska(7-0-0)
 11-2 Nebraska(8-0-0)
 11-9 Nebraska(9-0-0)
 11-16 Nebraska(10-0-0)
 11-23 Nebraska(10-0-0)
 11-30 Nebraska(11-0-0)

12-7 Nebraska(12-0-0)
1-4 Nebraska(13-0-0)

1972

9-12 Southern California(1-0-0)
 9-19 Southern California(2-0-0)
 9-26 Southern California(3-0-0)
 10-3 Southern California(4-0-0)
 10-10 Southern California(5-0-0)
 10-17 Southern California(6-0-0)
 10-24 Southern California(7-0-0)
 10-31 Southern California(8-0-0)
 11-7 Southern California(9-0-0)
 11-14 Southern California(9-0-0)
 11-21 Southern California(10-0-0)
 11-28 Southern California(10-0-0)
 12-5 Southern California(11-0-0)
1-3 Southern California(12-0-0)

1973

9-11 Southern California(0-0-0)
 9-18 Southern California(1-0-0)
 9-25 Southern California(2-0-0)
 10-2 Ohio St.(2-0-0) (3)
 10-9 Ohio St.(3-0-0)
 10-16 Ohio St.(4-0-0)
 10-23 Ohio St.(5-0-0)
 10-30 Ohio St.(6-0-0)
 11-6 Ohio St.(7-0-0)
 11-13 Ohio St.(8-0-0)
 11-20 Ohio St.(9-0-0)
 11-27 Alabama(10-0-0) (2)
 12-4 Alabama(11-0-0)
1-3 Notre Dame(11-0-0) (3)

1974

9-10 Oklahoma(0-0-0)
 9-17 Notre Dame(1-0-0) (2)
 9-24 Ohio St.(2-0-0) (2)
 10-1 Ohio St.(3-0-0)
 10-8 Ohio St.(4-0-0)
 10-15 Ohio St.(5-0-0)
 10-22 Ohio St.(6-0-0)
 10-29 Ohio St.(7-0-0)
 11-5 Ohio St.(8-0-0)
 11-12 Oklahoma(8-0-0) (2)
 11-19 Oklahoma(9-0-0)
 11-26 Oklahoma(10-0-0)
 12-3 Oklahoma(11-0-0)
1-3 Oklahoma(11-0-0)

1975

9-9 Oklahoma(0-0-0)
 9-16 Oklahoma(1-0-0)
 9-23 Oklahoma(2-0-0)
 9-30 Oklahoma(3-0-0)
 10-7 Ohio St.(4-0-0) (2)
 10-14 Ohio St.(5-0-0)
 10-21 Ohio St.(6-0-0)
 10-28 Ohio St.(7-0-0)
 11-4 Ohio St.(8-0-0)
 11-11 Ohio St.(9-0-0)
 11-18 Ohio St.(10-0-0)
 11-25 Ohio St.(11-0-0)
 12-2 Ohio St.(11-0-0)
1-3 Oklahoma(11-1-0) (3)

1976

9-14 Michigan(1-0-0)
 9-21 Michigan(2-0-0)
 9-28 Michigan(3-0-0)
 10-5 Michigan(4-0-0)
 10-12 Michigan(5-0-0)
 10-19 Michigan(6-0-0)
 10-26 Michigan(7-0-0)
 11-2 Michigan(8-0-0)
 11-9 Pittsburgh(9-0-0) (2)
 11-16 Pittsburgh(10-0-0)
 11-23 Pittsburgh(10-0-0)
 11-30 Pittsburgh(11-0-0)
1-5 Pittsburgh(12-0-0)

1977

9-13 Michigan(1-0-0)
 9-20 Michigan(2-0-0)
 9-27 Oklahoma(3-0-0) (3)
 10-4 Southern California(4-0-0) (2)
 10-11 Michigan(5-0-0) (3)
 10-18 Michigan(6-0-0)
 10-25 Texas(6-0-0) (2)
 11-1 Texas(7-0-0)
 11-8 Texas(8-0-0)
 11-15 Texas(9-0-0)

11-22 Texas(10-0-0)
 11-29 Texas(11-0-0)
1-4 Notre Dame(11-1-0) (5)

1978

9-12 Alabama(1-0-0)
 9-19 Alabama(2-0-0)
 9-26 Oklahoma(3-0-0) (tie 3)
 10-3 Oklahoma(4-0-0)
 10-10 Oklahoma(5-0-0)
 10-17 Oklahoma(6-0-0)
 10-24 Oklahoma(7-0-0)
 10-31 Oklahoma(8-0-0)
 11-7 Oklahoma(9-0-0)
 11-14 Penn St.(10-0-0) (2)
 11-21 Penn St.(10-0-0)
 11-28 Penn St.(11-0-0)
 12-5 Penn St.(11-0-0)
1-4 Alabama(11-1-0) (2)

1979

9-11 Southern California(1-0-0)
 9-18 Southern California(2-0-0)
 9-25 Southern California(3-0-0)
 10-2 Southern California(4-0-0)
 10-9 Southern California(5-0-0)
 10-16 Alabama(5-0-0) (2)
 10-23 Alabama(6-0-0)
 10-30 Alabama(7-0-0)
 11-6 Alabama(8-0-0)
 11-13 Alabama(9-0-0)
 11-20 Alabama(10-0-0)
 11-27 Alabama(10-0-0)
 12-4 Ohio St.(11-0-0) (3)
1-3 Alabama(12-0-0) (2)

1980

9-9 Ohio St.(0-0-0)
 9-16 Alabama(1-0-0) (2)
 9-23 Alabama(2-0-0)
 9-30 Alabama(3-0-0)
 10-7 Alabama(4-0-0)
 10-14 Alabama(5-0-0)
 10-21 Alabama(6-0-0)
 10-28 Alabama(7-0-0)
 11-4 Notre Dame(7-0-0) (3)
 11-11 Georgia(9-0-0) (2)
 11-18 Georgia(10-0-0)
 11-25 Georgia(10-0-0)
 12-2 Georgia(11-0-0)
 12-9 Georgia(11-0-0)
1-4 Georgia(12-0-0)

1981

9-8 Michigan(0-0-0)
 9-15 Notre Dame(1-0-0) (4)
 9-22 Southern California(2-0-0) (2)
 9-29 Southern California(3-0-0)
 10-6 Southern California(4-0-0)
 10-13 Texas(4-0-0) (3)
 10-20 Penn St.(5-0-0) (2)
 10-27 Penn St.(6-0-0)
 11-3 Pittsburgh(7-0-0) (2)
 11-10 Pittsburgh(8-0-0)
 11-17 Pittsburgh(9-0-0)
 11-24 Pittsburgh(10-0-0)
 12-1 Clemson(11-0-0) (2)
1-3 Clemson(12-0-0)

1982

9-7 Pittsburgh(0-0-0)
 9-14 Washington(1-0-0) (2)
 9-21 Washington(2-0-0)
 9-28 Washington(3-0-0)
 10-5 Washington(4-0-0)
 10-12 Washington(5-0-0)
 10-19 Washington(6-0-0)
 10-26 Pittsburgh(6-0-0) (2)
 11-2 Pittsburgh(7-0-0)
 11-9 Georgia(9-0-0) (3)
 11-16 Georgia(10-0-0)
 11-23 Georgia(10-0-0)
 11-30 Georgia(11-0-0)
 12-7 Georgia(11-0-0)
1-3 Penn St.(11-1-0) (2)

1983

9-6 Nebraska(1-0-0)
 9-13 Nebraska(2-0-0)
 9-20 Nebraska(3-0-0)
 9-27 Nebraska(4-0-0)

10-4 Nebraska(5-0-0)
 10-11 Nebraska(6-0-0)
 10-18 Nebraska(7-0-0)
 10-25 Nebraska(8-0-0)
 11-1 Nebraska(9-0-0)
 11-8 Nebraska(10-0-0)
 11-15 Nebraska(11-0-0)
 11-22 Nebraska(11-0-0)
 11-29 Nebraska(12-0-0)
 12-6 Nebraska(12-0-0)
1-3 Miami (Fla.)(11-1-0) (5)

1984

9-4 Miami (Fla.)(2-0-0)
 9-11 Nebraska(1-0-0) (2)
 9-18 Nebraska(2-0-0)
 9-25 Nebraska(3-0-0)
 10-2 Texas(2-0-0) (2)
 10-9 Texas(3-0-0)
 10-16 Washington(6-0-0) (2)
 10-23 Washington(7-0-0)
 10-30 Washington(8-0-0)
 11-6 Washington(9-0-0)
 11-13 Nebraska(9-1-0) (2)
 11-20 Brigham Young(11-0-0) (3)
 11-27 Brigham Young(12-0-0)
 12-4 Brigham Young(12-0-0)
1-3 Brigham Young(13-0-0)

1985

9-3 Oklahoma(0-0-0)
 9-10 Auburn(1-0-0) (2)
 9-17 Auburn(2-0-0)
 9-24 Auburn(2-0-0)
 10-1 Iowa(3-0-0) (3)
 10-8 Iowa(4-0-0)
 10-15 Iowa(5-0-0)
 10-22 Iowa(6-0-0)
 10-29 Iowa(7-0-0)
 11-5 Florida(7-0-1) (2)
 11-12 Penn St.(9-0-0) (2)
 11-19 Penn St.(10-0-0)
 11-26 Penn St.(11-0-0)
 12-3 Penn St.(11-0-0)
1-3 Oklahoma(11-1-0) (4)

1986

9-9 Oklahoma(1-0-0)
 9-16 Oklahoma(1-0-0)
 9-23 Oklahoma(2-0-0)
 9-30 Miami (Fla.)(4-0-0) (2)
 10-7 Miami (Fla.)(5-0-0)
 10-14 Miami (Fla.)(6-0-0)
 10-21 Miami (Fla.)(7-0-0)
 10-28 Miami (Fla.)(7-0-0)
 11-4 Miami (Fla.)(8-0-0)
 11-11 Miami (Fla.)(9-0-0)
 11-18 Miami (Fla.)(10-0-0)
 11-25 Miami (Fla.)(10-0-0)
 12-2 Miami (Fla.)(11-0-0)
1-4 Penn St.(12-0-0) (2)

1987

9-8 Oklahoma(1-0-0)
 9-15 Oklahoma(2-0-0)
 9-22 Oklahoma(2-0-0)
 9-29 Oklahoma(3-0-0)
 10-6 Oklahoma(4-0-0)
 10-13 Oklahoma(5-0-0)
 10-20 Oklahoma(6-0-0)
 10-27 Oklahoma(7-0-0)
 11-3 Oklahoma(8-0-0)
 11-10 Oklahoma(9-0-0)
 11-17 Nebraska(9-0-0) (2)
 11-24 Oklahoma(11-0-0) (2)
 12-1 Oklahoma(11-0-0)
 12-8 Oklahoma(11-0-0)
1-3 Miami (Fla.)(12-0-0) (2)

1988

9-6 Miami (Fla.)(1-0-0)
 9-13 Miami (Fla.)(1-0-0)
 9-20 Miami (Fla.)(2-0-0)
 9-27 Miami (Fla.)(3-0-0)
 10-4 Miami (Fla.)(4-0-0)
 10-11 Miami (Fla.)(4-0-0)
 10-18 UCLA(6-0-0) (2)
 10-25 UCLA(7-0-0)
 11-1 Notre Dame(8-0-0) (2)
 11-8 Notre Dame(9-0-0)
 11-15 Notre Dame(9-0-0)

11-22 Notre Dame(10-0-0)
 11-29 Notre Dame(11-0-0)
 12-6 Notre Dame(11-0-0)
1-3 Notre Dame(12-0-0)

1989

9-5 Notre Dame(1-0-0)
 9-12 Notre Dame(1-0-0)
 9-19 Notre Dame(2-0-0)
 9-26 Notre Dame(3-0-0)
 10-3 Notre Dame(4-0-0)
 10-10 Notre Dame(5-0-0)
 10-17 Notre Dame(6-0-0)
 10-24 Notre Dame(7-0-0)
 10-31 Notre Dame(8-0-0)
 11-7 Notre Dame(9-0-0)
 11-14 Notre Dame(10-0-0)
 11-21 Notre Dame(11-0-0)
 11-28 Colorado(11-0-0) (2)
 12-5 Colorado(11-0-0)
1-2 Miami (Fla.)(11-1-0) (2)

1990

9-4 Miami (Fla.)(0-0-0)
 9-11 Notre Dame(0-0-0) (2)
 9-18 Notre Dame(1-0-0)
 9-25 Notre Dame(2-0-0)
 10-2 Notre Dame(3-0-0)
 10-9 Michigan(3-1-0) (3)
 10-16 Virginia(6-0-0) (2)
 10-23 Virginia(7-0-0)
 10-30 Virginia(7-0-0)
 11-6 Notre Dame(7-1-0) (2)
 11-13 Notre Dame(8-1-0)
 11-20 Colorado(10-1-1) (2)
 11-27 Colorado(10-1-1)
 12-4 Colorado(10-1-1)
1-2 Colorado(11-1-1)

1991

9-3 Florida St.(1-0-0)
 9-10 Florida St.(2-0-0)
 9-17 Florida St.(3-0-0)
 9-23 Florida St.(3-0-0)
 9-30 Florida St.(4-0-0)
 10-7 Florida St.(5-0-0)
 10-14 Florida St.(6-0-0)
 10-21 Florida St.(7-0-0)
 10-28 Florida St.(8-0-0)
 11-4 Florida St.(9-0-0)
 11-11 Florida St.(10-0-0)
 11-18 Miami (Fla.)(9-0-0) (2)
 11-25 Miami (Fla.)(10-0-0)
 12-2 Miami (Fla.)(11-0-0)
1-2 Miami (Fla.)(12-0-0)

1992

9-8 Miami (Fla.)(1-0-0)
 9-15 Miami (Fla.)(1-0-0)
 9-22 Miami (Fla.)(2-0-0)
 9-29 Washington(3-0-0) (2)
 10-6 Washington(4-0-0)
 10-13 Washington(5-0-0)
 10-20 Miami (Fla.)(6-0-0) (2)
 10-27 Miami (Fla.)(7-0-0)
 11-3 Washington(8-0-0) (2)
 11-10 Miami (Fla.)(8-0-0) (2)
 11-17 Miami (Fla.)(9-0-0)
 11-24 Miami (Fla.)(10-0-0)
 12-1 Miami (Fla.)(11-0-0)
 12-8 Miami (Fla.)(11-0-0)
1-2 Alabama(13-0-0) (2)

1993

8-31 Florida St.(1-0-0)
 9-7 Florida St.(2-0-0)
 9-14 Florida St.(3-0-0)
 9-21 Florida St.(4-0-0)
 9-28 Florida St.(4-0-0)
 10-5 Florida St.(5-0-0)
 10-12 Florida St.(6-0-0)
 10-19 Florida St.(7-0-0)
 10-26 Florida St.(7-0-0)
 11-2 Florida St.(8-0-0)
 11-9 Florida St.(9-0-0)
 11-16 Notre Dame(10-0-0) (2)
 11-23 Florida St.(10-1-0) (2)
 11-30 Florida St.(11-1-0)
 12-7 Florida St.(11-1-0)
1-3 Florida St.(12-1-0)

1994

8-31	Florida	(0-0-0)
9-6	Nebraska	(1-0-0) (2)
9-13	Florida	(2-0-0) (2)
9-20	Florida	(3-0-0)
9-27	Florida	(3-0-0)
10-4	Florida	(4-0-0)
10-11	Florida	(5-0-0)
10-18	Penn St.	(6-0-0) (3)
10-25	Penn St.	(6-0-0)
11-1	Nebraska	(9-0-0) (3)
11-8	Nebraska	(10-0-0)
11-15	Nebraska	(11-0-0)
11-22	Nebraska	(11-0-0)
11-29	Nebraska	(12-0-0)
12-6	Nebraska	(12-0-0)
1-3	Nebraska	(13-0-0)

1995

8-29	Florida St.	(0-0-0)
9-5	Florida St.	(1-0-0)
9-12	Florida St.	(2-0-0)
9-19	Florida St.	(3-0-0)
9-26	Florida St.	(4-0-0)
10-3	Florida St.	(4-0-0)
10-10	Florida St.	(5-0-0)
10-17	Florida St.	(6-0-0)
10-24	Florida St.	(7-0-0)
10-31	Nebraska	(8-0-0) (2)
11-7	Nebraska	(9-0-0)
11-14	Nebraska	(10-0-0)
11-21	Nebraska	(10-0-0)
11-28	Nebraska	(11-0-0)
12-5	Nebraska	(11-0-0)
1-3	Nebraska	(12-0-0)

1996

8-26	Nebraska	(0-0-0)
9-2	Nebraska	(0-0-0)
9-9	Nebraska	(1-0-0)
9-16	Nebraska	(1-0-0)
9-23	Florida	(3-0-0) (4)
9-30	Florida	(4-0-0)
10-7	Florida	(5-0-0)
10-14	Florida	(6-0-0)
10-21	Florida	(7-0-0)
10-28	Florida	(7-0-0)
11-4	Florida	(8-0-0)
11-11	Florida	(9-0-0)
11-18	Florida	(10-0-0)
11-25	Florida	(10-0-0)
12-2	Florida St.	(11-0-0) (2)
12-9	Florida St.	(11-0-0)
1-3	Florida	(12-1-0)

1997

8-25	Penn St.	(0-0-0)
9-2	Penn St.	(0-0-0)
9-8	Penn St.	(1-0-0)
9-15	Penn St.	(2-0-0)
9-22	Florida	(3-0-0) (3)
9-29	Florida	(4-0-0)
10-6	Florida	(5-0-0)

10-13	Penn St.	(5-0-0) (2)
10-20	Nebraska	(6-0-0) (2)
10-27	Nebraska	(7-0-0)
11-3	Nebraska	(8-0-0)
11-10	Michigan	(9-0-0) (4)
11-17	Michigan	(10-0-0)
11-24	Michigan	(11-0-0)
12-1	Michigan	(11-0-0)
12-8	Michigan	(11-0-0)
1-3	Michigan	(12-0-0)

1998

9-7	Ohio St.	(1-0-0)
9-14	Ohio St.	(2-0-0)
9-21	Ohio St.	(3-0-0)
9-28	Ohio St.	(3-0-0)
10-5	Ohio St.	(4-0-0)
10-12	Ohio St.	(5-0-0)
10-19	Ohio St.	(6-0-0)
10-26	Ohio St.	(7-0-0)
11-2	Ohio St.	(8-0-0)
11-9	Tennessee	(8-0-0) (2)
11-16	Tennessee	(9-0-0)
11-23	Tennessee	(10-0-0)
11-30	Tennessee	(11-0-0)
12-7	Tennessee	(12-0-0)
1-5	Tennessee	(13-0-0)

1999

8-30	Florida St.	(1-0-0)
9-6	Florida St.	(1-0-0)
9-13	Florida St.	(2-0-0)
9-20	Florida St.	(3-0-0)
9-27	Florida St.	(4-0-0)
10-4	Florida St.	(5-0-0)
10-11	Florida St.	(6-0-0)
10-18	Florida St.	(7-0-0)
10-25	Florida St.	(8-0-0)
11-1	Florida St.	(9-0-0)
11-8	Florida St.	(9-0-0)
11-15	Florida St.	(10-0-0)
11-22	Florida St.	(11-0-0)
11-29	Florida St.	(11-0-0)
12-6	Florida St.	(11-0-0)
1-5	Florida St.	(12-0-0)

2000

8-28	Nebraska	(0-0-0)
9-4	Nebraska	(1-0-0)
9-11	Nebraska	(2-0-0)
9-18	Nebraska	(2-0-0)
9-25	Nebraska	(3-0-0)
10-2	Nebraska	(4-0-0)
10-9	Nebraska	(5-0-0)
10-16	Nebraska	(6-0-0)
10-23	Nebraska	(7-0-0)
10-30	Oklahoma	(7-0-0)
11-6	Oklahoma	(8-0-0)
11-13	Oklahoma	(9-0-0)
11-20	Oklahoma	(10-0-0)
11-27	Oklahoma	(11-0-0)
12-4	Oklahoma	(12-0-0)
1-5	Oklahoma	(13-0-0)

2001

8-27	Florida	(0-0-0)
9-2	Florida	(1-0-0)
9-9	Miami (Fla.)	(2-0-0)
9-23	Miami (Fla.)	(2-0-0)
9-30	Miami (Fla.)	(3-0-0)
10-7	Florida	(4-0-0)
10-14	Miami (Fla.)	(5-0-0)
10-21	Miami (Fla.)	(6-0-0)
10-28	Miami (Fla.)	(7-0-0)
11-4	Miami (Fla.)	(7-0-0)
11-11	Miami (Fla.)	(8-0-0)
11-18	Miami (Fla.)	(9-0-0)
11-24	Miami (Fla.)	(10-0-0)
12-2	Miami (Fla.)	(11-0-0)
12-8	Miami (Fla.)	(11-0-0)
1-4	Miami (Fla.)	(12-0-0)

2002

8-26	Miami (Fla.)	(0-0-0)
9-2	Miami (Fla.)	(1-0-0)
9-9	Miami (Fla.)	(2-0-0)
9-16	Miami (Fla.)	(3-0-0)
9-23	Miami (Fla.)	(4-0-0)
9-30	Miami (Fla.)	(4-0-0)
10-7	Miami (Fla.)	(5-0-0)
10-14	Miami (Fla.)	(6-0-0)
10-21	Miami (Fla.)	(6-0-0)
10-28	Miami (Fla.)	(7-0-0)
11-4	Oklahoma	(8-0-0) (2)
11-11	Miami (Fla.)	(9-0-0) (2)
11-18	Miami (Fla.)	(9-0-0)
11-25	Miami (Fla.)	(10-0-0)
12-2	Miami (Fla.)	(11-0-0)
12-9	Miami (Fla.)	(12-0-0)
1-3	Ohio St.	(14-0-0) (2)

2003

8-25	Oklahoma	(0-0-0)
9-1	Oklahoma	(1-0-0)
9-8	Oklahoma	(2-0-0)
9-15	Oklahoma	(3-0-0)
9-22	Oklahoma	(4-0-0)
9-29	Oklahoma	(4-0-0)
10-6	Oklahoma	(5-0-0)
10-13	Oklahoma	(6-0-0)
10-20	Oklahoma	(7-0-0)
10-27	Oklahoma	(8-0-0)
11-3	Oklahoma	(9-0-0)
11-10	Oklahoma	(10-0-0)
11-17	Oklahoma	(11-0-0)
11-24	Oklahoma	(12-0-0)
12-1	Oklahoma	(12-0-0)
12-8	Southern California	(11-1-0)
1-5	Southern California	(12-1-0)

**On January 6, 1948, in a special postseason poll after the Rose Bowl, The Associated Press voted Michigan No. 1 and Notre Dame No. 2. However, the postseason poll did not supersede the final regular-season poll of December 9, 1947. †Miami (Fla.) and Washington actually tied for first place in The Associated Press poll for the first time in 51 years, but Miami (Fla.) had one more first-place vote, 31-30, than Washington.*

Associated Press (AP) Poll Records

FULL SEASON AT NO. 1

1943 Notre Dame (Nine Weeks)
 1945 Army (Nine Weeks)
 1971 Nebraska (14 Weeks)
 1972 Southern California (14 Weeks)
 1999 Florida St. (16 Weeks)

MOST CONSECUTIVE WEEKS AT NO. 1

20 Miami (Fla.), Oct. 14, 2001 to Oct. 28, 2002
 19 Notre Dame, Nov. 1, 1988 to Nov. 21, 1989
 17 Southern California, Sept. 12, 1972 to Sept. 25, 1973
 16 Florida St., Aug. 30, 1999 to Jan. 5, 2000
 15 Army, Oct. 31, 1944 to Dec. 4, 1945
 15 Nebraska, Jan. 1, 1971 to Jan. 4, 1972
 14 Nebraska, Sept. 6, 1983 to Dec. 6, 1983
 14 Oklahoma, Sept. 1, 2003 to Dec. 1, 2003
 13 LSU, Oct. 28, 1958 to Nov. 3, 1959
 12 Notre Dame, Oct. 5, 1943 to Oct. 24, 1944
 12 Texas, Oct. 15, 1963 to Oct. 13, 1964
 12 Ohio St., Nov. 26, 1968 to Nov. 18, 1969

BIGGEST JUMP TO NO. 1 FROM PREVIOUS WEEK

8th Wisconsin, September 30 to October 7, 1952
 5th Tennessee, October 17 to October 24, 1939
 5th Michigan St., November 6 to November 13, 1951
 5th Maryland, September 20 to September 27, 1955
 5th Michigan St., October 10 to October 17, 1961
 5th Notre Dame, November 29, 1977 to January 4, 1978
 4th Southern California, November 21 to November 28, 1939
 4th Michigan, October 12 to October 19, 1948
 4th Army, October 3 to October 10, 1950
 4th Ohio St., October 19 to October 26, 1954
 4th Michigan St., November 12 to November 19, 1957
 4th Syracuse, November 3 to November 10, 1959
 4th Minnesota, November 15 to November 22, 1960
 4th Alabama, November 30, 1965 to January 4, 1966
 4th Southern California, November 21 to November 28, 1967
 4th Notre Dame, September 8 to September 15, 1981
 4th Oklahoma, December 3, 1985 to January 3, 1986
 4th Florida, September 16 to September 23, 1996
 4th Michigan, November 3 to November 10, 1997

PRESEASON NO. 1 TO NOT RANKED NO. 1 DURING REMAINDER OF THE SEASON

(From 1950)
 1964 Mississippi
 1965 Nebraska
 1966 Alabama
 1971 Notre Dame
 1972 Nebraska
 1976 Nebraska
 1984 Auburn
 1988 Florida St.
 1989 Michigan

MOST TEAMS AT NO. 1 IN ONE SEASON

7 1981 (Michigan, Notre Dame, Southern California, Texas, Penn St., Pittsburgh, Clemson)
 5 1950 (Notre Dame, Army, Southern Methodist, Ohio St., Oklahoma)
 5 1958 (Ohio St., Oklahoma, Auburn, Army, LSU)
 5 1960 (Mississippi, Syracuse, Iowa, Minnesota, Missouri)
 5 1961 (Iowa, Mississippi, Michigan St., Texas, Alabama)
 5 1962 (Alabama, Ohio St., Texas, Northwestern, Southern California)
 5 1965 (Notre Dame, Texas, Arkansas, Michigan St., Alabama)
 5 1977 (Michigan, Oklahoma, Southern California, Texas, Notre Dame)
 5 1984 (Miami [Fla.], Nebraska, Texas, Washington, Brigham Young)
 5 1985 (Oklahoma, Auburn, Iowa, Florida, Penn St.)
 5 1990 (Miami [Fla.], Notre Dame, Michigan, Virginia, Colorado)
 4 1939 (Pittsburgh, Tennessee, Texas A&M, Southern California)
 4 1954 (Oklahoma, Notre Dame, Ohio St., UCLA)
 4 1957 (Oklahoma, Michigan St., Texas A&M, Auburn)
 4 1964 (Texas, Ohio St., Notre Dame, Alabama)
 4 1973 (Southern California, Ohio St., Alabama, Notre Dame)
 4 1980 (Ohio St., Alabama, Notre Dame, Georgia)
 4 1982 (Pittsburgh, Washington, Georgia, Penn St.)
 4 1997 (Penn St., Florida, Nebraska, Michigan)

MOST CONSECUTIVE WEEKS WITH DIFFERENT NO. 1 TEAM

4 October 31 to November 21, 1950 (in order: Southern Methodist, Army, Ohio St., Oklahoma)
 4 September 23 to October 14, 1958 (in order: Ohio St., Oklahoma, Auburn, Army)

3 November 1 to November 15, 1938 (in order: Pittsburgh, TCU, Notre Dame)
 3 October 5 to October 19, 1948 (in order: Notre Dame, North Carolina, Michigan)
 3 October 9 to October 23, 1951 (in order: Michigan St., California, Tennessee)
 3 October 19 to November 2, 1954 (in order: Oklahoma, Ohio St., UCLA)
 3 October 15 to October 29, 1957 (in order: Michigan St., Oklahoma, Texas A&M)
 3 November 12 to November 26, 1957 (in order: Texas A&M, Michigan St., Auburn)
 3 November 1 to November 15, 1960 (in order: Iowa, Minnesota, Missouri)
 3 November 6 to November 20, 1962 (in order: Northwestern, Alabama, Southern California)
 3 October 12 to October 26, 1965 (in order: Texas, Arkansas, Michigan St.)
 3 September 10 to September 24, 1974 (in order: Oklahoma, Notre Dame, Ohio St.)
 3 September 20 to October 4, 1977 (in order: Michigan, Oklahoma, Southern California)
 3 September 8 to September 22, 1981 (in order: Michigan, Notre Dame, Southern California)
 3 October 6 to October 20, 1981 (in order: Southern California, Texas, Penn St.)
 3 November 6 to November 20, 1984 (in order: Washington, Nebraska, Brigham Young)
 3 October 29 to November 12, 1985 (in order: Iowa, Florida, Penn St.)
 3 October 2 to October 16, 1990 (in order: Notre Dame, Michigan, Virginia)
 3 October 6 to October 20, 1997 (in order: Florida, Penn St., Nebraska)

LARGEST POINT MARGIN FOR A RANKED OPPONENT DEFEATING NO. 1

34 No. 11 Penn St. (48) vs. No. 1 Pittsburgh (14), Nov. 28, 1981
 32 No. 3 Florida (52) vs. No. 1 Florida St. (20), Jan. 2, 1997 (Sugar Bowl)
 29 No. 8 Wisconsin (37) vs. No. 1 Northwestern (6), Nov. 10, 1962
 28 No. 5 Notre Dame (38) vs. No. 1 Texas (10), Jan. 2, 1978 (Cotton Bowl)
 21 No. 2 Texas (28) vs. No. 1 Oklahoma (7), Oct. 12, 1963
 21 No. 17 Georgia (24) vs. No. 1 Florida (3), Nov. 9, 1985
 21 No. 2 Alabama (34) vs. No. 1 Miami (Fla.) (13), Jan. 1, 1993 (Sugar Bowl)
 20 No. 11 Notre Dame (26) vs. No. 1 Northwestern (6), Nov. 21, 1936
 19 No. 17 Arizona St. (19) vs. No. 1 Nebraska (0), Sept. 21, 1996
 18 No. 11 Michigan (25) vs. No. 1 Notre Dame (7), Sept. 19, 1981
 17 No. 3 Minnesota (27) vs. No. 1 Iowa (10), Nov. 5, 1950
 17 No. 7 Miami (Fla.) (27) vs. No. 1 Notre Dame (10), Nov. 25, 1989
 17 No. 3 Oklahoma (31) vs. No. 1 Nebraska (14), Oct. 28, 2000
 15 No. 3 Maryland (28) vs. No. 1 Tennessee (13), Jan. 1, 1952 (Sugar Bowl)
 15 No. 4 Oklahoma (25) vs. No. 1 Penn St. (10), Jan. 1, 1986 (Orange Bowl)
 15 No. 4 Notre Dame (21) vs. No. 1 Colorado (6), Jan. 1, 1990 (Orange Bowl)

LARGEST POINT MARGIN FOR AN UNRANKED OPPONENT DEFEATING NO. 1

43 Holy Cross (55) vs. No. 1 Boston College (12), Nov. 28, 1942
 31 Arkansas (42) vs. No. 1 Texas (11), Oct. 17, 1981
 18 Tennessee (38) vs. No. 1 Auburn (20), Sept. 28, 1985
 16 Kansas (23) vs. No. 1 Missouri (7), Nov. 19, 1960
 16 Minnesota (16) vs. No. 1 Michigan (0), Oct. 22, 1977
 15 Notre Dame (31) vs. No. 1 Pittsburgh (16), Nov. 6, 1982
 14 Auburn (27) vs. No. 1 Georgia (13), Nov. 21, 1942
 14 Purdue (28) vs. No. 1 Notre Dame (14), Oct. 7, 1950

MOST WEEKS AT NO. 1 — ALL-TIME

(Complete List; Does not count preseason polls)

No.	Team, First Yr. as No. 1
89	Notre Dame, 1938
86	Oklahoma, 1954
67	Ohio St., 1942
65	Nebraska, 1970
62	Miami (Fla.), 1983
53	Florida St., 1991
47	Southern California, 1939
42	Texas, 1940
32	Michigan, 1947
29	Alabama, 1962
28	Michigan St., 1951
27	Army, 1944
24	Florida, 1985
20	Pittsburgh, 1937
19	Penn St., 1978
18	Minnesota, 1936
17	Tennessee, 1939
14	Georgia, 1942
14	Washington, 1982
13	LSU, 1958
10	Iowa, 1960
7	Texas A&M, 1939
6	Auburn, 1957
6	Colorado, 1989
6	Maryland, 1953
6	Syracuse, 1959

	Pre	S1	S8	S15	S22	S29	O6	O13	O20	O27	N3	N10	N17	N24	D1	D8	J5
Wake Forest.....	NR	NR	20	NR	NR	NR	NR	NR	NR	NR	NR	NR	NR	NR	NR	NR	NR
Iowa.....	NR	NR	23	18	13	23	14	9	16	13	10	20	17	13	12	13	8
South Carolina.....	NR	NR	25	NR	NR	NR	NR	NR	NR	NR	NR	NR	NR	NR	NR	NR	NR
Arkansas.....	NR	NR	NR	14	9	8	7	11	21	NR	NR	NR	NR	NR	NR	NR	NR
Alabama.....	NR	NR	NR	21	NR	NR	NR	NR	NR	NR	NR	NR	NR	NR	NR	NR	NR
Oregon.....	NR	NR	NR	22	10	19	NR	NR	NR	NR	NR	NR	NR	NR	NR	NR	NR
Missouri.....	NR	NR	NR	23	23	NR	NR	NR	NR	21	22	NR	NR	NR	NR	NR	NR
Washington St.....	NR	NR	NR	24	21	14	12	6	6T	6	12	8	8	16	15	15	9
Northern Ill.....	NR	NR	NR	NR	20	17	16	12	12	22	23	22	NR	NR	NR	NR	NR
Minnesota.....	NR	NR	NR	NR	24	21	17	25	NR	24	24	19	NR	NR	25	24	20
Michigan St.....	NR	NR	NR	NR	NR	25	21	15	11	9	14	21	NR	NR	NR	NR	NR
Oregon St.....	NR	NR	NR	NR	NR	NR	24	22	NR	NR	NR	NR	NR	NR	NR	NR	NR
Missouri.....	NR	NR	NR	NR	NR	NR	NR	24	NR	NR	NR	NR	NR	NR	NR	NR	NR
Bowling Green.....	NR	NR	NR	NR	NR	NR	NR	NR	23	17	15	25	22	22	20	NR	23
Utah.....	NR	NR	NR	NR	NR	NR	NR	NR	24	NR	NR	NR	NR	NR	NR	25	21
Mississippi.....	NR	NR	NR	NR	NR	NR	NR	NR	NR	20	20	17	15	17	17	16	13
Miami (Ohio).....	NR	NR	NR	NR	NR	NR	NR	NR	NR	NR	NR	23	18	15	14	14	10
Boise St.....	NR	NR	NR	NR	NR	NR	NR	NR	NR	NR	NR	24	20	18	18	18	16
West Virginia.....	NR	NR	NR	NR	NR	NR	NR	NR	NR	NR	NR	NR	25	24	21	20	NR
Clemson.....	NR	NR	NR	NR	NR	NR	NR	NR	NR	NR	NR	NR	NR	NR	NR	NR	22

No. 1 vs. No. 2

The No. 1 and No. 2 teams in The Associated Press poll (begun in 1936) have faced each other 34 times (20 in regular-season games and 14 in bowl games). The No. 1 team has won 20, with two games ending in ties.

Date	Score	Stadium (Site)
10-9-43	No. 1 Notre Dame 35, No. 2 Michigan 12	Michigan Stadium (Ann Arbor)
11-20-43	No. 1 Notre Dame 14, No. 2 Iowa Pre-Flight 13	Notre Dame (South Bend)
12-2-44	No. 1 Army 23, No. 2 Navy 7	Municipal (Baltimore)
11-10-45	No. 1 Army 48, No. 2 Notre Dame 0	Yankee (New York)
12-1-45	No. 1 Army 32, No. 2 Navy 13	Municipal (Philadelphia)
11-9-46	No. 1 Army 0, No. 2 Notre Dame 0 (tie)	Yankee (New York)
1-1-63	No. 1 Southern California 42, No. 2 Wisconsin 37 (Rose Bowl)	Rose Bowl (Pasadena)
10-12-63	No. 2 Texas 28, No. 1 Oklahoma 7	Cotton Bowl (Dallas)
1-1-64	No. 1 Texas 28, No. 2 Navy 6 (Cotton Bowl)	Cotton Bowl (Dallas)
11-19-66	No. 1 Notre Dame 10, No. 2 Michigan St. 10 (tie)	Spartan (East Lansing)
9-28-68	No. 1 Purdue 37, No. 2 Notre Dame 22	Notre Dame (South Bend)
1-1-69	No. 1 Ohio St. 27, No. 2 Southern California 16 (Rose Bowl)	Rose Bowl (Pasadena)
12-6-69	No. 1 Texas 15, No. 2 Arkansas 14	Razorback (Fayetteville)
11-25-71	No. 1 Nebraska 35, No. 2 Oklahoma 31	Owen Field (Norman)
1-1-72	No. 1 Nebraska 38, No. 2 Alabama 6 (Orange Bowl)	Orange Bowl (Miami)
1-1-79	No. 2 Alabama 14, No. 1 Penn St. 7 (Sugar Bowl)	Sugar Bowl (New Orleans)
9-26-81	No. 1 Southern California 28, No. 2 Oklahoma 24	Coliseum (Los Angeles)
1-1-83	No. 2 Penn St. 27, No. 1 Georgia 23 (Sugar Bowl)	Sugar Bowl (New Orleans)
10-19-85	No. 1 Iowa 12, No. 2 Michigan 10	Kinnick (Iowa City)
9-27-86	No. 2 Miami (Fla.) 28, No. 1 Oklahoma 16	Orange Bowl (Miami)
1-2-87	No. 2 Penn St. 14, No. 1 Miami (Fla.) 10 (Fiesta Bowl)	Sun Devil (Tempe)
11-21-87	No. 2 Oklahoma 17, No. 1 Nebraska 7	Memorial (Lincoln)
1-1-88	No. 2 Miami (Fla.) 20, No. 1 Oklahoma 14 (Orange Bowl)	Orange Bowl (Miami)
11-26-88	No. 1 Notre Dame 27, No. 2 Southern California 10	Coliseum (Los Angeles)
9-16-89	No. 1 Notre Dame 24, No. 2 Michigan 19	Michigan (Ann Arbor)
11-16-91	No. 2 Miami (Fla.) 17, No. 1 Florida St. 16	Doak Campbell (Tallahassee)
1-1-93	No. 2 Alabama 34, No. 1 Miami (Fla.) 13 (Sugar Bowl)	Superdome (New Orleans)
11-13-93	No. 2 Notre Dame 31, No. 1 Florida St. 24	Notre Dame (South Bend)
1-1-94	No. 1 Florida St. 18, No. 2 Nebraska 16 (Orange Bowl)	Orange Bowl (Miami)
1-2-96	No. 1 Nebraska 62, No. 2 Florida 24 (Fiesta Bowl)	Sun Devil (Tempe)
11-30-96	No. 2 Florida St. 24, No. 1 Florida 21	Doak Campbell (Tallahassee)
1-4-99	No. 1 Tennessee 23, No. 2 Florida St. 16 (Fiesta Bowl)	Sun Devil (Tempe)
1-4-00	No. 1 Florida St. 46, No. 2 Virginia Tech 29	Superdome (New Orleans)
1-3-03	No. 2 Ohio St. 31, No. 1 Miami (Fla.) 24 (2ot) (Fiesta Bowl)	Sun Devil (Tempe)

Games in Which a No. 1-Ranked Team Was Defeated or Tied

Listed here are 118 games in which the No. 1-ranked team in The Associated Press poll was defeated or tied. An asterisk (*) indicates the home team, an (N) a neutral site. In parentheses after the winning or tying team is its rank in the previous week's poll (NR indicates it was not ranked), its won-lost record entering the game and its score. The defeat or tied No. 1-ranked team follows with its score, and in parentheses is its rank in the poll the following week. Before 1965, the polls were final before bowl games. (Note: Only 10 teams were ranked in the weekly polls during 1962, 1963, 1964, 1965, 1966 and 1967; 20 teams all other seasons until 1989, when 25 teams were ranked.)

10-31-36 *Northwestern (3, 4-0-0) 6, Minnesota 0 (2)
 11-21-36 *Notre Dame (11, 5-2-0) 26, Northwestern 6 (7)
 10-30-37 (Tie) Washington (NR, 3-2-1) 0, *California 0 (2)
 10-29-38 Carnegie Mellon (T19, 4-1-0) 20, *Pittsburgh 10 (3)
 12-2-38 *Southern California (8, 7-2-0) 13, Notre Dame 0 (5)
 10-14-39 Duquesne (NR, 3-0-0) 21, *Pittsburgh 13 (18)
 11-8-41 (Tie) Baylor (NR, 3-4-0) 7, *Texas 7 (2)
 10-31-42 *Wisconsin (6, 5-0-1) 17, Ohio St. 7 (6)
 11-21-42 (N) Auburn (NR, 4-4-1) 27, Georgia 13 (5)
 11-28-42 Holy Cross (NR, 4-4-1) 55, *Boston College 12 (8)
 11-27-43 *Great Lakes NTS (NR, 9-2-0) 19, Notre Dame 14 (1)
 11-9-46 (Tie) (N) Notre Dame (2, 5-0-0) 0, Army 0 (1)
 10-8-49 Army (7, 2-0-0) 21, *Michigan 7 (7)
 10-7-50 Purdue (NR, 0-1-0) 28, *Notre Dame 14 (10)
 11-4-50 *Texas (7, 4-1-0) 23, Southern Methodist 20 (7)
 11-18-50 *Illinois (10, 6-1-0) 14, Ohio St. 7 (8)
 1-1-51 (Sugar Bowl) Kentucky (7, 10-1-0) 13, Oklahoma 7 (1)
 10-20-51 Southern California (11, 4-1-0) 21, *California 14 (9)
 1-1-52 (Sugar Bowl) Maryland (3, 9-0-0) 28, Tennessee 13 (1)
 10-11-52 *Ohio St. (NR, 1-1-0) 23, Wisconsin 14 (12)
 11-21-53 (Tie) Iowa (20, 5-3-0) 14, *Notre Dame 14 (2)
 1-1-54 (Orange Bowl) Oklahoma (4, 8-1-1) 7, Maryland 0 (1)
 10-2-54 Purdue (19, 1-0-0) 27, *Notre Dame 14 (8)
 9-24-55 *Maryland (5, 1-0-0) 7, UCLA 0 (7)
 10-27-56 *Illinois (NR, 1-3-0) 20, Michigan St. 13 (4)
 10-19-57 Purdue (NR, 0-3-0) 20, *Michigan St. 13 (8)
 11-16-57 *Rice (20, 4-3-0) 7, Texas A&M 6 (4)
 10-25-58 (Tie) *Pittsburgh (NR, 4-1-0) 14, Army 14 (3)
 11-7-59 *Tennessee (13, 4-1-1) 14, LSU 13 (3)
 11-5-60 *Minnesota (3, 6-0-0) 27, Iowa 10 (5)
 11-12-60 Purdue (NR, 2-4-1) 23, *Minnesota 14 (4)
 11-19-60 Kansas (NR, 6-2-1) 23, *Missouri 7 (5)
 1-1-61 (Rose Bowl) Washington (6, 9-1-0) 17, Minnesota 7 (1)
 11-4-61 *Minnesota (NR, 4-1-0) 13, Michigan St. 0 (6)
 11-18-61 TCU (NR, 2-4-1) 6, *Texas 0 (5)
 10-6-62 *UCLA (NR, 0-0-0) 9, Ohio St. 7 (10)
 10-27-62 (Tie) *Rice (NR, 0-3-1) 14, Texas 14 (5)
 11-10-62 *Wisconsin (8, 5-1-0) 37, Northwestern 6 (9)
 11-17-62 *Georgia Tech (NR, 5-2-1) 7, Alabama 6 (6)
 9-28-63 Oklahoma (3, 1-0-0) 17, *Southern California 12 (8)
 10-12-63 (N) Texas (2, 3-0-0) 28, Oklahoma 7 (6)
 10-17-64 Arkansas (8, 4-0-0) 14, *Texas 13 (6)
 11-28-64 *Southern California (NR, 6-3-0) 20, Notre Dame 17 (3)
 1-1-65 (Orange Bowl) Texas (5, 9-1-0) 21, Alabama 17 (1)
 9-25-65 *Purdue (6, 1-0-0) 25, Notre Dame 21 (8)
 10-16-65 *Arkansas (3, 4-0-0) 27, Texas 24 (5)
 1-1-66 (Rose Bowl) UCLA (5, 7-2-1) 14, Michigan St. 12 (2)
 11-19-66 (Tie) *Michigan St. (2, 9-0-0) 10, Notre Dame 10 (1)
 9-30-67 *Purdue (10, 1-0-0) 28, Notre Dame 21 (6)
 11-11-67 *Oregon St. (NR, 5-2-1) 3, Southern California 0 (4)
 11-18-67 *Southern California (4, 8-1-0) 21, UCLA 20 (4)
 10-12-68 *Ohio St. (4, 2-0-0) 13, Purdue 0 (5)
 11-22-69 *Michigan (12, 7-2-0) 24, Ohio St. 12 (4)
 1-1-71 (Cotton Bowl) Notre Dame (6, 8-1-1) 24, Texas 11 (3)

9-29-73 (Tie) Oklahoma (8, 1-0-0) 7, *Southern California 7 (4)
 11-24-73 (Tie) *Michigan (4, 10-0-0) 10, Ohio St. 10 (3)
 12-31-73 (Sugar Bowl) Notre Dame (3, 10-0-0) 24, Alabama 23 (4)
 11-9-74 *Michigan St. (NR, 4-3-1) 16, Ohio St. 13 (4)
 1-1-76 (Rose Bowl) UCLA (11, 8-2-1) 23, Ohio St. 10 (4)
 11-6-76 *Purdue (NR, 3-5-0) 16, Michigan 14 (4)
 10-8-77 Alabama (T7, 3-1-0) 21, *Southern California 20 (6)
 10-22-77 *Minnesota (NR, 4-2-0) 16, Michigan 0 (6)
 1-2-78 (Cotton Bowl) Notre Dame (5, 10-1-0) 38, Texas 10 (4)
 9-23-78 (N) Southern California (7, 2-0-0) 24, Alabama 14 (3)
 11-11-78 *Nebraska (4, 8-1-0) 17, Oklahoma 14 (4)
 1-1-79 (Sugar Bowl) Alabama (2, 10-1-0) 14, Penn St. 7 (4)
 10-13-79 (Tie) Stanford (NR, 3-2-0) 21, *Southern California 21 (4)
 1-1-80 (Rose Bowl) Southern California (3, 10-0-1) 17, Ohio St. 16 (4)
 11-1-80 (N) Mississippi St. (NR, 6-2-0) 6, Alabama 3 (6)
 11-8-80 (Tie) *Georgia Tech (NR, 1-7-0) 3, Notre Dame 3 (6)
 9-12-81 *Wisconsin (NR, 0-0-0) 21, Michigan 14 (11)
 9-19-81 *Michigan (11, 0-1-0) 25, Notre Dame 7 (13)
 10-10-81 Arizona (NR, 2-2-0) 13, *Southern California 10 (7)
 10-17-81 *Arkansas (NR, 4-1-0) 42, Texas 11 (10)
 10-31-81 *Miami (Fla.) (NR, 4-2-0) 17, Penn St. 14 (5)
 11-28-81 Penn St. (11, 8-2-0) 48, *Pittsburgh 14 (10)
 11-6-82 Notre Dame (NR, 5-1-1) 31, *Pittsburgh 16 (8)
 1-1-83 (Sugar Bowl) Penn St. (2, 10-1-0) 27, Georgia 23 (4)
 1-2-84 (Orange Bowl) Miami (Fla.) (5, 10-1-0) 31, Nebraska 30 (4)
 9-8-84 *Michigan (14, 0-0-0) 22, Miami (Fla.) 14 (5)
 9-29-84 *Syracuse (NR, 2-1-0) 17, Nebraska 9 (8)
 10-13-84 (N) (Tie) Oklahoma (3, 4-0-0) 15, Texas 15 (3)
 11-10-84 *Southern California (12, 7-1-0) 16, Washington 7 (5)
 11-17-84 Oklahoma (6, 7-1-1) 17, *Nebraska 7 (7)
 9-28-85 *Tennessee (NR, 0-0-1) 38, Auburn 20 (14)
 11-2-85 *Ohio St. (7, 6-1-0) 22, Iowa 13 (6)
 11-9-85 (N) Georgia (17, 6-1-1) 24, Florida 3 (11)
 1-1-86 (Orange Bowl) Oklahoma (4, 9-1-0) 25, Penn St. 10 (3)
 9-27-86 *Miami (Fla.) (2, 3-0-0) 28, Oklahoma 16 (6)
 1-2-87 (Fiesta Bowl) Penn St. (2, 11-0-0) 14, Miami (Fla.) 10 (2)
 11-21-87 Oklahoma (2, 11-0-0) 17, *Nebraska 7 (5)
 1-1-88 (Orange Bowl) Miami (Fla.) (2, 11-1-0) 20, Oklahoma 14 (3)
 10-15-88 *Notre Dame (4, 5-0-0) 31, Miami (Fla.) 30 (4)
 10-29-88 Washington St. (NR, 4-3-0) 34, *UCLA 30 (6)
 11-25-89 *Miami (Fla.) (7, 9-1-0) 27, Notre Dame 10 (5)
 1-1-90 (Orange Bowl) Notre Dame (4, 11-1-0) 21, Colorado 6 (4)
 9-8-90 *Brigham Young (16, 1-0-0) 28, Miami (Fla.) 21 (10)
 10-6-90 Stanford (NR, 1-3-0) 36, *Notre Dame 31 (8)
 10-13-90 Michigan St. (NR, 1-2-1) 28, *Michigan 27 (10)
 11-3-90 Georgia Tech (16, 6-0-1) 41, *Virginia 38 (11)
 11-17-90 Penn St. (18, 7-2-0) 24, *Notre Dame 21 (7)
 11-16-91 Miami (Fla.) (2, 8-0-0) 17, *Florida St. 16 (3)
 11-7-92 *Arizona (12, 5-2-1) 16, Washington 3 (6)
 1-1-93 (Sugar Bowl) Alabama (2, 12-0) 34, Miami (Fla.) 13 (3)
 11-13-93 *Notre Dame (2, 9-0-0) 31, Florida St. 24 (2)
 11-20-93 Boston College (17, 7-2-0) 41, *Notre Dame 39 (4)
 10-15-94 Auburn (6, 6-0-0) 36, *Florida 33 (5)
 9-21-96 *Arizona St. (17, 2-0-0) 19, Nebraska 0 (8)
 11-30-96 *Florida St. (2, 10-0-0) 24, Florida 21 (4)
 1-2-97 (Sugar Bowl) Florida (3, 11-1-0) 52, Florida St. 20 (3)
 10-11-97 *LSU (14, 4-1-0) 28, Florida 21 (7)
 11-7-98 Michigan St. (NR, 4-4) 28, *Ohio St. 24 (7)
 10-7-00 *Miami (Fla.) (7, 3-1) 27, Florida St. 24 (7)
 10-28-00 *Oklahoma (3, 6-0) 31, Nebraska 14 (5)
 10-13-01 *Auburn (NR, 4-1) 23, Florida 20 (7)
 11-9-02 *Texas A&M (NR, 5-4) 30, Oklahoma 26 (4)
 1-3-03 (Fiesta Bowl) Ohio St. (2, 13-0) 31, Miami (Fla.) 24 (2ot) (8)
 12-6-03 (N) Kansas St. (13, 10-3) 35, Oklahoma 7 (3)

Associated Press Preseason No. 1 Teams

(The No. 1-ranked team in the annual Associated Press preseason college football poll. The preseason poll started in 1950.)

Year	Team+	Year	Team+	Year	Team+	Year	Team+
1950	Notre Dame	1963	Southern California	1977	Oklahoma	1990	Miami (Fla.)
1951	Tennessee+	1964	Mississippi	1978	Alabama+	1991	Florida St.
1952	Michigan St.+	1965	Nebraska	1979	Southern California	1992	Miami (Fla.)
1953	Notre Dame	1966	Alabama	1980	Ohio St.	1993	Florida St.+
1954	Notre Dame	1967	Notre Dame	1981	Michigan	1994	Florida
1955	UCLA	1968	Purdue	1982	Pittsburgh	1995	Florida St.
1956	Oklahoma+	1969	Ohio St.	1983	Nebraska	1996	Nebraska
1957	Oklahoma	1970	Ohio St.	1984	Auburn	1997	Penn St.
1958	Ohio St.	1971	Notre Dame	1985	Oklahoma+	1998	Ohio St.
1959	LSU	1972	Nebraska	1986	Oklahoma	1999	Florida St.+
1960	Syracuse	1973	Southern California	1987	Oklahoma	2000	Nebraska
1961	Iowa	1974	Oklahoma+	1988	Florida St.	2001	Florida
1962	Ohio St.	1975	Oklahoma+	1989	Michigan	2002	Miami (Fla.)
		1976	Nebraska			2003	Oklahoma

+Indicated eventual national champion.

A Year-By-Year History of the Associated Press Poll

1936—The Associated Press Poll begins with sports editors of AP newspapers voting for the top 20 teams nationally. Minnesota and Northwestern each have 7-1 records and, even though Northwestern whipped the Golden Gophers in the regular season, Minnesota is named No. 1 in the final poll.

1937—California begins with a 5-0 record and is ranked No. 1 in the first three polls but Jack Sutherland's Pittsburgh Panthers take over the lead in November and finishes 9-0-1 and No. 1.

1938—Previous year's AP leader Pittsburgh is ranked No. 1 to begin the season but Dutch Meyer's TCU Horned Frogs, behind legendary QB Davey O'Brien, posted an undefeated 10-0 regular season for the poll championship.

1939—Pittsburgh and Tennessee, two powerhouses, exchanged the No. 1 spot in the poll until Homer Norton's Texas A&M Aggies, behind big fullback John Kimbrough, took over the top spot late and finished 10-0 in the regular season for the mythical AP title.

1940—Eastern power Cornell led for the first four weeks until eventual champion Minnesota, behind coach Bernie Bierman and all-Americans George Franck and Urban Odson, finished No. 1. It was the second of three national poll champions for Bierman.

1941—Minnesota made it two in row behind Heisman Trophy winner Bruce Smith as the Gophers posted a perfect 8-0 record.

1942—Ohio State started the season as the No. 1 team until a mid-season loss dropped the Buckeyes back into the pack. Georgia and Boston College shared the No. 1 spot until the last week, when Ohio State, behind legendary coach Paul Brown, finished as the top finisher.

1943—Notre Dame led wire-to-wire, the first time a team had led every week since the poll originated in 1936. Coach Frank Leahy, in only his third year, had plenty of tools to work with including backs Angelo Bertelli (Heisman Trophy winner and consensus all-America) and Creighton Miller (fourth in the Heisman voting and consensus all-America). The line was loaded also with end John Yonaker, tackle Jim White and guard Pat Filley, all consensus all-Americans.

1944—Notre Dame started off the year as the No. 1 team but Red Blaik's Army team behind consensus all-Americans Doc Blanchard (Mr. Inside) and Glenn Davis (Mr. Outside), rolled to an undefeated season and the first of two consecutive No. 1 finishes.

1945—During the war year of World War II, no team personified America's determination than Army, which ran the table again behind Blanchard and Davis as well as consensus all-America linemen John Green and Tex Coulter. The Cadets posted a perfect 9-0 record but service academies did not participate in bowl games then.

1946—This was a pivotal year for the AP poll in that Army was expected to sweep to the No. 1 spot easily, behind Blanchard and Davis again. During the season, Army finished 9-0-1 highlighted by a 0-0 tie at Yankee Stadium against Johnny Lujack-led Notre Dame (8-0-1) in the 'Game of the Decade.' However, Army barely beat an outclassed Navy team in its final game and the voters selected Notre Dame No. 1.

1947—Notre Dame and Michigan alternate No. 1 and 2 slots throughout the year with Notre Dame getting the final regular-season nod, even though both teams were 9-0. In the ensuing bowl game, Michigan rolled over Southern California, 49-0, and the public demanded that the voters release another post-bowl poll and the Wolverines won easily. AP decided, however, that

1948—Defending champion Notre Dame alternates with North Carolina and Michigan as No. 1 in the first few polls but the Wolverines take over in November and race to a 9-0 record and a poll championship in coach Bennie Oosterbaan's first year as a head coach (still the only first-year coach to win a national title).

1949—Michigan was No. 1 the first week before Notre Dame took over and cruised to a perfect 9-0 mark and the national poll title. It was the last of four No. 1 finishes in seven years for coach Frank Leahy and the stars were end Leon Hart (Heisman Trophy winner

and consensus all-America) and consensus all-America backs Emil Sitko and Bob Williams.

1950—Another pivotal year as AP's rival United Press began its own top-20 poll voted on by a panel of coaches. The two polls would go head-to-head for the next 45 years. On the field, Notre Dame, Army (behind Dan Foldberg), Southern Methodist (behind Kyle Rote), Ohio State (led by Heisman winner Vic Janowicz) all led at least one week. But Oklahoma, behind coach Bud Wilkinson and consensus all-Americans Leon Heath and Jim Weatherall, posted a 9-0 record for the No. 1 and then promptly lost in the Sugar Bowl to Kentucky, led by Babe Parilli.

1951—Tennessee raced to a No. 1 ranking on the heels of Bob Neyland's coaching and the fleet feet of consensus all-America Hank Lauricella. Michigan State and California both mounted weekly challenges but the Volunteers held on for Neyland first title in 20 years of coaching.

1952—Michigan State took over in the third week and raced to a perfect 9-0 record behind coach Clarence "Biggie" Munn. The Spartans did not play in a bowl game.

1953—Notre Dame looked like a sure winner as the Irish led for the first eight weeks of the season behind the Heisman Trophy winner Johnny Lattner. But Maryland, behind the coaching of Jim Tatum and the play of consensus tackle Stan Jones, made a late bid with a 10-0 mark. The Terrapins lost in the Orange Bowl to Oklahoma, 7-0.

1954—The two polls split for the first time as Ohio State prevailed in the AP and UCLA in the UP. The two teams did not meet in the Rose Bowl to decide the "on-the-field" champion because UCLA had to stay behind because of the Pacific-8's "Rose Bowl no-repeater" rule since they had played in Pasadena the year before against Michigan. Ohio State gave coach Woody Hayes his first AP championship with a 10-0 record and the Buckeyes defeated Southern California, 20-7, in the Rose Bowl.

1955—Oklahoma continued with college football's all-time 47-game winning streak by cruising to an AP No. 1 spot with a 10-0 mark and handed Bud Wilkinson the second of three national poll titles.

1956—This year was a continuation of Oklahoma's powerhouse team which posted a perfect 11-0 record in the all-time 47-game winning streak that lasted almost four years (1953-57). Led by center Jerry Tubbs and back Tommy McDonald, the Sooners gave Bud Wilkinson his final AP national title.

1957—Again there was a split vote in the two polls as AP selects as No. 1 unbeaten Auburn (10-0), under Shug Jordan, even though the Tigers are on probation. UP, the coaches' poll, throws out Auburn from poll consideration and goes with Woody Hayes' Ohio State Buckeyes (9-1). Auburn does not go to a bowl and OSU beats Oregon, 10-7, in the Rose Bowl.

1958—1958 turned out to be the year of the Chinese Bandits in the AP poll. Led by consensus all-America back Billy Cannon on offense and a swarming defense called the Chinese Bandits, coach Paul Dietzel's surprising LSU Tigers took over the No. 1 spot in mid-season. LSU finished 11-0 and beat Clemson in the Sugar Bowl.

1959—Even though LSU had Heisman winner Billy Cannon returning, Syracuse took over the No. 1 slot in early November and posted an 11-0 mark to claim its first-ever poll title. Coach Ben Schwartzwalder was rewarded with his only championship behind the all-America play of guard Roger Davis and Syracuse defeated Texas, 23-14, in the Cotton Bowl.

1960—Minnesota, under Murray Warmath, lead in both polls prior to the bowl games but was upset by Washington, 17-7, in the Rose Bowl. That prompted the Football Writers Association of America (FWAA) to conduct a post-bowl poll which named Johnny Vaught's Mississippi Rebels its champion. Minnesota remained the official winner in both AP and UPI polls.

1961—Alabama avoided a minefield of upsets and raced to a 10-0 record to claim the AP title even though Iowa, Mississippi, Michigan State and Texas all were No. 1 at one time or another during the year. It was Bear Bryant's first of six AP championships.

1962—Coach John McKay got his first national title as Southern California bided its time waiting for four other teams to share No. 1 during the year. But, at the end, the Trojans

slipped into the top spot late with a 10-0 regular-season mark and then downed Wisconsin, 42-37, in the Rose Bowl.

1963—Texas, under Darrell Royal, was a unanimous choice of all of the polls as the Longhorns took over the No. 1 slot in October, finished 10-0 and then beat a Navy team, led by Heisman winner Roger Staubach, in the Cotton Bowl. The Longhorns' top player was tackle Scott Appleton.

1964—The 1964 season saw the AP and UPI polls both agree on Alabama as No. 1, while the other two consensus polls picked Arkansas (FWAA) and Notre Dame (National Football Foundation). It was Bear Bryant's second of six AP titles.

1965—AP had its first post-bowl poll while UPI remained with a pre-bowl selection. AP selected Alabama for the second straight year. UPI went with Michigan State, which then lost in the Rose Bowl to UCLA, 14-12. Alabama had a 9-1-1 record and then whipped Nebraska, 39-28, in the Orange Bowl.

1966—Both Notre Dame and Michigan State were unbeaten as they headed into the November 19 match-up. The Irish came back from a 10-0 deficit to tie the game in the fourth quarter. Ara Parseghian's Irish actually got the ball back with 1:30 remaining and decided to run the clock out rather than try to win. His strategy paid off the next week as Notre Dame crushed Southern California, 51-0, and the Irish were picked No. 1 in both final polls.

1967—Southern California rebounded from an early loss to post a 9-1 record and moved into the No. 1 slot in late November. John McKay's Trojans beat Indiana, 14-3, in the Rose Bowl to cap off the season. USC stars were O.J. Simpson, Ron Yary, Tim Rossovich and Adrian Young, all consensus selections.

1968—Ohio State overtook a crowded field of Purdue and then defending champion Southern California to finally take over No. 1 in late November. The Buckeyes finished 10-0 and drilled Southern California, 27-16, in the Rose Bowl.

1969—Defending champ Ohio State led the pack for most of the year before Darrell Royal's Texas Longhorns made a strong bid for No. 1 late. The Longhorns finished 11-0, including the first 'Game of the Century' vs. Arkansas in which Texas scored a 15-14 victory after trailing 14-0. The team from the Lone Star State then beat Notre Dame, 21-17, in the Cotton Bowl. Texas had only one consensus player, lineman Bob McKay, but had many productive players like James Street, Ted Koy and Steve Worster.

1970—It looked like this year might become a repeat of Texas' ascension in 1969. The Longhorns dominated the AP poll for the entire second half of the season, but a 24-11 loss to Notre Dame in the Cotton Bowl gave Nebraska a chance to take the final No. 1 spot. Bob Devaney's Cornhuskers had only a tie to mar their final record (11-0-1) and beat LSU, 17-12, in the Orange Bowl.

1971—Nebraska's 1971 team, which many say was the best squad of its era, held the No. 1 spot from wire to wire for Bob Devaney, the first team to do it since Army in 1945. The Cornhuskers were led by future Heisman winner Johnny Rodgers and defensive stalwarts Willie Harper and Larry Jacobson, all consensus all-America selections. The year's showdown for Nebraska was a match-up with Oklahoma in Norman in what many still consider the best 'Game of the Century.' Nebraska won the hyped contest, 35-31, to finish 13-0, including a 38-6 victory over Alabama in the Orange Bowl.

1972—It was all Southern California in 1972 as John McKay's Trojans became the second school in a row to take the No. 1 spot in the poll from first week to last. The 12-0 record included a 42-17 pounding of Ohio State in the Rose Bowl. USC was chosen the winner in all four consensus polls.

1973—First defending champion Southern California, and then Ohio State, combined to keep a lock on the No. 1 position throughout most of the season. But Alabama took over the last week of November and met No. 3 Notre Dame in the Sugar Bowl for the AP title. Notre Dame won a close 24-23 victory and captured the No. 1 final prize. Coach Ara Parseghian got his second of two championships behind such players as Dave Casper and Mike Townsend.

1974—In the year in which UPI finally moved its final poll until after the bowl games, Ohio State and Oklahoma led in the AP poll most of the year. Oklahoma, behind a crushing rushing attack headed by Joe Washington, was on probation and not ranked by UPI, but finished 11-0 to take the top AP poll spot. Oklahoma consensus picks were Washington, guard John Roush and linebacker Rod Shoate. Coach Barry Switzer started his tenure with two AP titles in his first three seasons and a 32-1-1 record. UPI selected Southern California, which finished 10-1-1.

1975—Oklahoma looked unbeatable early, led the AP poll through September and seemed invincible. However, a roadblock cropped up in a surprise 23-3 loss to Kansas that snapped the Sooners' 28-game winning streak. That sent Ohio State into the No. 1 AP slot until the crucial bowl games behind Archie Griffith, who was on track for his second straight Heisman. While Oklahoma was beating Michigan, 14-6, in the Orange, Ohio State fell, 23-10, to UCLA in the Rose and the Sooners had their second straight AP championship. The Oklahoma squad had big-time talent in Joe Washington, Billy Brooks, Dewey Selmon, Lee Roy Selmon and Tinker Owens, who all earned all-America mention. Arizona State finished 12-0 and was the only undefeated, untied team. The Sun Devils, however, played in the Western Athletic Conference, not known as a strong league at the time.

1976—Michigan raced to an 8-0 record and led the poll for the first eight weeks. Pittsburgh, under Johnny Majors, finished strong with a 12-0 mark, including a 27-3 victory over Georgia in the Sugar Bowl. The Panthers were on top at the end of the season and featured Heisman winner Tony Dorsett and defensive lineman Al Romano, both consensus all-America picks.

1977—Five teams alternated taking the No. 1 AP ranking during the year and five teams finished the season with 11-1 records, including pre-bowl leader Texas. However, Notre Dame (11-1) upset the No. 1 Longhorns, 38-10, in the Cotton Bowl by keeping Heisman winner Earl Campbell in check. Dan Devine's Irish, behind consensus all-America players Ross Browner, Ken MacAfee and Luther Bradley, were voted No. 1 in the UPI poll also.

1978—Penn State was No. 1 going into the bowl games but was upset, 14-7, by Alabama in the Sugar Bowl. The Crimson Tide (11-1) was voted No. 1 by AP but

Southern California got the nod in the UPI poll because it beat Alabama, 24-14, during the regular season to cause another split vote. USC (12-1) was led by coach John Robinson and future Heisman winner Charles White. The Trojans whipped Michigan, 17-10, in the Rose Bowl.

1979—Alabama (12-0) made it two AP titles in a row and six overall for coach Bear Bryant as the Crimson Tide drilled Arkansas, 24-9, in the Sugar Bowl to forge ahead of pre-bowl No. 1 Ohio State. The Buckeyes (11-1) dropped out of contention when they lost in the Gator Bowl to Clemson, 17-15, in the famous "coach-slugging-player" incident by OSU coach Woody Hayes.

1980—Alabama seemed to be in charge early, taking over the No. 1 AP slot for seven straight weeks until Notre Dame grabbed the spot on November 4. But the Irish dropped out the next week as Georgia pushed into the No. 1 spot behind the running of freshman sensation Herschel Walker. Vince Dooley's Bulldogs finished 12-0 and beat Notre Dame, 17-10, in the Sugar Bowl.

1981—Michigan began as the AP leader before giving way after one week to Notre Dame, who was passed by Southern California, who was overtaken by Texas for a week, who then surrendered the top spot to Penn State, who then saw Pittsburgh rise to No. 1. All six of these teams fell by the wayside as Clemson, under Danny Ford, finished strong with a 12-0 record, including a 22-15 victory over Nebraska in the Orange Bowl.

1982—Pittsburgh and Washington alternated sharing the No. 1 spot until Georgia took over on November 9. The Bulldogs were still the leader going into the bowl games. But No. 2 Penn State beat No. 1 Georgia, 27-23, in the Sugar Bowl for the AP poll championship. It was coach Joe Paterno's first of two AP national championships.

1983—It was a disappointing season for Nebraska, which held the No. 1 AP slot for 14 consecutive weeks, but was edged by fifth-ranked Miami (Florida), 31-30, in the Orange Bowl. Coach Howard Schnellenberger's Hurricanes took the AP title after winning a battle with a Nebraska team that had Heisman winner Mike Rozier and consensus picks Irving Fryar and Dean Steinkuhler.

1984—In a year that saw four other teams alternate as No. 1, Brigham Young (13-0) hung around until fortune pushed the Cougars into the final No. 1 slot. Coach LaVell Edwards' charges played no AP team in the top 20 in the regular season, but dispatched Michigan, 24-17, in the Holiday Bowl. On November 17, when No. 1 Nebraska and No. 2 South Carolina both lost, the No. 3 Cougars vaulted into the top spot and never gave it up.

1985—Oklahoma stayed the course after an early loss to beat No. 1 Penn State, 25-10, in the Orange Bowl and give Barry Switzer his second AP title. Brian Bosworth and Tony Casillas were the top players for the Sooners.

1986—Penn State had not been No. 1 all year, but the Nittany Lions finished 12-0, capped by a 14-10 victory over pre-bowl No. 1 Miami (Florida) in the Fiesta Bowl. The bowl was arranged to match No. 1 vs. No. 2 because the two top teams had no conference affiliation. It was Joe Paterno's second AP title.

1987—Oklahoma held the No. 1 spot for all but one week during the year, but Miami (Florida) grabbed the national poll title by downing the Sooners, 20-14, in the Orange Bowl. Miami featured a bruising defense with Daniel Stubbs and Bennie Blades topping the consensus team. Coach Jimmy Johnson's 12-0 Hurricanes garnered the second of four AP titles in 10 years.

1988—Notre Dame made a late-season run for AP's No. 1 spot and finished a perfect 12-0 after a 34-21 win over West Virginia in the Fiesta Bowl to grab the title. Miami (Florida) had control of the No. 1 spot early before UCLA took over for a couple of weeks, followed by the Irish's push.

1989—Defending AP champion Notre Dame held the No. 1 slot for 12 consecutive weeks. Colorado took over when the Irish lost a game. The Buffaloes were No. 1 for only two weeks before Dennis Erickson's Miami (Florida) team moved into No. 1 in the final poll by beating Alabama, 33-25, in the Sugar Bowl. Colorado lost its chance by losing to Notre Dame, 21-6, in the Orange Bowl.

1990—This was another split between the polls with AP going with Colorado (11-1-1) while UPI went with undefeated Georgia Tech (10-0-1). In the ensuing bowl games, both teams won — Colorado beating Notre Dame, 10-9, in the Orange, and Georgia Tech downing Nebraska, 45-21, in the Florida Citrus. This was the season that critics of the bowl system began talking about creating another way to determine a national champion, indicating that the polls were not adequate.

1991—UPI, which fell on hard times financially, saw its coaches' poll switch affiliation to USA Today/CNN. With two teams each posting 12-0 records, the polls again split with AP naming Miami (Florida) No. 1 and the coaches' poll went with Washington. Again, the media and public grumbled about not having a clear-cut national titlist, and the Bowl Coalition people started to think about replacing the poll champions.

1992—The Bowl Coalition made its debut to decide a national champion, and Alabama, under Gene Stallings, upset Miami (Florida), 34-13, in the Sugar Bowl for the title. The Crimson Tide finished 13-0 to take No. 1 in both polls. Miami (Florida) was No. 1 in the AP poll for 10 of the 15 weeks.

1993—Florida State almost led the poll from first week to last, save for November 16 after a loss to Notre Dame, which took one quick week in the No. 1 roost. But Lou Holtz's Irish were upended by Boston College and Bobby Bowden's Seminoles regained the No. 1 spot the next week. The Seminoles posted a 12-1 record, including an 18-16 victory over Nebraska in the Orange Bowl. Florida State QB Charlie Ward was the Heisman Trophy winner and LB Derrick Brooks and DB Corey Sawyer were consensus selections.

1994—Florida and Nebraska held the No. 1 spot for most of the first half of the season and Penn State went undefeated, but it is Nebraska (also unbeaten at 13-0) that took the championship. The Cornhuskers squeezed by Miami (Florida), 24-17, in the Orange Bowl to hand Tom Osborne his first AP title after 22 years as the head coach in Lincoln. Joe Paterno saw his Penn State squad go undefeated and uncrowned for the fourth time.

1995—Florida State was the team to beat as the Seminoles held the No. 1 slot for the first nine weeks, before giving way to defending champion Nebraska. The Cornhuskers ran their winning streak to 25 straight games with a 12-0 record. The Bowl Coalition matched No. 1 Nebraska with No. 2 Florida in the Fiesta Bowl. Nebraska whipped the

Gators, 62-24, to remove any doubt about the No. 1 team and the Cornhuskers took the AP prize for the second straight year.

1996—This year marked a change from the Bowl Coalition to the Bowl Alliance, but it also proved less than satisfying as the top two teams – Florida State and Arizona State – did not meet because Arizona State was bound to the Rose Bowl and a game versus the Big Ten champion. Interestingly, both Florida State and Arizona State lost in their respective bowl games (Florida State lost to Florida, 52-20), which was enough to put the Gators back into the final No. 1 spot in both polls. Steve Spurrier got a measure of revenge over the Gator doubters from 1995, when Florida lost in the title game. Florida QB Danny Wuerffel was the Heisman winner and Ike Hilliard and Reidel Anthony were consensus all-Americans.

1997—ESPN replaced CNN in the USA Today coaches' poll which named Nebraska as its champion. Michigan finished No. 1 in the AP poll. The Wolverines and Nebraska were both unbeaten heading into the bowls, and the Cornhuskers finished 13-0 with a 41-21 win over Virginia Tech in the Orange Bowl. Meanwhile, Michigan (12-0) beat Washington, 21-16, in the Rose Bowl. Even though both teams won in the bowls, 21 coaches changed their votes in the USA Today/ESPN poll on the strength of Nebraska's margin of victory and handed Tom Osborne the third poll championship for Nebraska in four years. Lloyd Carr got his first AP title in only his third year as head coach of the Wolverines. Michigan DB Charles Woodson was the first defensive player ever selected as the Heisman Trophy winner.

1998—This was the first year of the Bowl Championship Series (BCS) and Ohio State, under John Cooper, was voted No. 1 in the AP poll for the first nine weeks. Phillip Fulmer's Tennessee Volunteers took over the top spot when the Buckeyes lost, and raced to a 13-0 record, including a 23-16 victory over No. 2 Florida State in the Fiesta Bowl. Tennessee was voted No. 1 in all four major polls – Associated Press (AP), USA Today/ESPN (USA/ESPN), National Football Foundation/College Football Hall of Fame (NFF) and Football Writers Association of America (FWAA).

1999—For the first time since Nebraska did so in 1983, Florida State led the AP poll from wire to wire. It was not easy for Bobby Bowden's Seminoles, as they posted a perfect 12-0 record, but had close calls in beating Georgia Tech, 41-35; Clemson, 17-14; and in-state rival Florida, 30-23. But Florida State ripped No. 2 Virginia Tech, 46-29, in the BCS Sugar Bowl. Peter Warrick, Jason Whitaker, Sebastian Janikowski and Corey Simon were all consensus selections as Florida State finished No. 1 in all four major polls (AP, USA/ESPN, NFF and FWAA).

2000—Nebraska, 12-1 and No. 3 in the AP poll the previous year, looked strong and was voted No. 1 for nine consecutive weeks to begin the season. Oklahoma, unranked the previous year, took over the No. 1 spot on October 30 and cruised into the BCS Orange Bowl to face No. 2 Florida State. The Seminoles had one loss but the second-

best strength of schedule. Bob Stoops' Sooners clamped down on Florida State's offense to post a 13-2 victory. For Stoops, in only his second year as a head coach, it was the first Oklahoma AP poll title since 1985 under Barry Switzer. Oklahoma finished 13-0 behind QB Josh Heupel (Heisman runner-up to QB Chris Weinke of Florida State), LB Rocky Calmus and DB J.T. Thatcher, all consensus all-Americans.

2001—Florida and Miami (Florida) fought it out all year for a BCS crown and No. 1 spots in all four major polls. Miami finally came out on top by posting a perfect 12-0 mark and a decisive 37-14 victory over No. 2 Nebraska in the Rose Bowl, which finally became a part of the BCS process. Florida ended up fifth in the BCS rankings because of two regular-season season defeats. Associated Press' No. 2 Nebraska (11-2) overcame a 62-36 pounding by AP No. 14 Colorado in its final regular-season game to hold on to the No. 2 BCS ranking and the Rose Bowl date. Miami's Larry Coker was only the second first-year head coach to win a national title (Bennie Oosterbaan of Michigan in 1948) as the Hurricanes were No. 1 in all four major polls as well as BCS champion.

2002—Defending consensus champion Miami (Florida) held the AP No. 1 spot almost the entire year (Oklahoma was No. 1 during the week of November 4) and was No. 1 in the BCS rankings. The Hurricanes then faced undefeated Ohio State, No. 2 in both the BCS and AP poll, in the Fiesta Bowl. The Buckeyes, under second-year head coach Jim Tressel, held on for a double-overtime 31-24 victory over Miami (Florida), snapping the Hurricanes' 34-game winning streak, sixth longest of all-time. The Buckeyes had many talented players, including consensus all-Americans PK Mike Nugent, LB Matt Wilhelm and DB Mike Doss. It was the sixth straight year that the AP poll champion posted an undefeated season.

2003—Grumblings about the Bowl Championship Series (BCS) began following the 2003 season as the polls split yet again. AP selected Southern California (12-1) as No. 1 and USA Today/ESPN picked LSU (13-1) as champion. In a strange turn of events, Oklahoma was No. 1 in the AP poll for 14 consecutive weeks, and the Sooners looked unbeatable as they rolled to an 11-0 regular-season record. In the Big 12 Conference championship game, however, the Sooners were rocked, 35-7, by Kansas State. Oklahoma had built up such a lead in the BCS rankings, however, that it was still ranked No. 1 and faced BCS No. 2 LSU in the Sugar Bowl. Even though BCS No. 3 Southern California ranked No. 1 in both the AP and USA Today/ESPN polls before the bowls, the Trojans were relegated to the Rose Bowl, where they defeated Michigan, 28-14, to finish 12-1. LSU then edged Oklahoma, 21-14, in the Sugar Bowl in the BCS No. 1 vs. No. 2 match-up. The AP pollsters voted Southern California No. 1 and the USA Today/ESPN voters picked LSU No. 1 and split the nation again. Momentum began gathering towards a slightly tweaked BCS system that tentatively would add another BCS bowl to the mix in the future.

Associated Press (Writers and Broadcasters) Final Polls

1936

Team
 1. Minnesota
 2. LSU
 3. Pittsburgh
 4. Alabama
 5. Washington
 6. Santa Clara
 7. Northwestern
 8. Notre Dame
 9. Nebraska
 10. Pennsylvania
 11. Duke
 12. Yale
 13. Dartmouth
 14. Duquesne
 15. Fordham
 16. TCU
 17. Tennessee
 18. Arkansas
 Navy
 20. Marquette

1937

Team
 1. Pittsburgh
 2. California
 3. Fordham
 4. Alabama
 5. Minnesota
 6. Villanova
 7. Dartmouth
 8. LSU
 9. Notre Dame
 Santa Clara
 11. Nebraska
 12. Yale
 13. Ohio St.
 14. Holy Cross
 Arkansas
 16. TCU
 17. Colorado
 18. Rice
 19. North Carolina
 20. Duke

1938

Team
 1. TCU
 2. Tennessee
 3. Duke
 4. Oklahoma
 5. Notre Dame
 6. Carnegie Mellon
 7. Southern California
 8. Pittsburgh
 9. Holy Cross
 10. Minnesota
 11. Texas Tech
 12. Cornell
 13. Alabama
 14. California
 15. Fordham
 16. Michigan
 17. Northwestern
 18. Villanova
 19. Tulane
 20. Dartmouth

1939

Team
 1. Texas A&M
 2. Tennessee
 3. Southern California
 4. Cornell
 5. Tulane
 6. Missouri
 7. UCLA
 8. Duke
 9. Iowa
 10. Duquesne
 11. Boston College
 12. Clemson
 13. Notre Dame
 14. Santa Clara
 15. Ohio St.
 16. Georgia Tech
 17. Fordham
 18. Nebraska
 19. Oklahoma
 20. Michigan

1940

Team
 1. Minnesota
 2. Stanford
 3. Michigan
 4. Tennessee
 5. Boston College
 6. Texas A&M
 7. Nebraska
 8. Northwestern
 9. Mississippi St.
 10. Washington
 11. Santa Clara
 12. Fordham
 13. Georgetown
 14. Pennsylvania
 15. Cornell
 16. Southern Methodist
 17. Hardin-Simmons
 18. Duke
 19. Lafayette

1941

Team
 1. Minnesota
 2. Duke
 3. Notre Dame
 4. Texas
 5. Michigan
 6. Fordham
 7. Missouri
 8. Duquesne
 9. Texas A&M
 10. Navy
 11. Northwestern
 12. Oregon St.
 13. Ohio St.
 14. Georgia
 15. Pennsylvania
 16. Mississippi St.
 17. Mississippi
 18. Tennessee
 19. Washington St.
 20. Alabama

1942**Team**

1. Ohio St.
2. Georgia
3. Wisconsin
4. Tulsa
5. Georgia Tech
6. Notre Dame
7. Tennessee
8. Boston College
9. Michigan
10. Alabama
11. Texas
12. Stanford
13. UCLA
14. William & Mary
15. Santa Clara
16. Auburn
17. Washington St.
18. Mississippi St.
19. Minnesota
Holy Cross
Penn St.

1943**Team**

1. Notre Dame
2. Iowa Pre-Flight
3. Michigan
4. Navy
5. Purdue
6. Great Lakes
7. Duke
8. Del Monte P-F
9. Northwestern
10. March Field
11. Army
12. Washington
13. Georgia Tech
14. Texas
15. Tulsa
16. Dartmouth
17. Bainbridge NTS
18. Colorado Col.
19. Pacific (Cal.)
20. Pennsylvania

1944**Team**

1. Army
2. Ohio St.
3. Randolph Field
4. Navy
5. Bainbridge NTS
6. Iowa Pre-Flight
7. Southern California
8. Michigan
9. Notre Dame
10. March Field
11. Duke
12. Tennessee
13. Georgia Tech
Norman Pre-Flight
15. Illinois
16. El Toro Marines
17. Great Lakes
18. Fort Pierce
19. St. Mary's Pre-Flight
20. Second Air Force

1945**Team**

1. Army
2. Alabama
3. Navy
4. Indiana
5. Oklahoma St.
6. Michigan
7. St. Mary's (Cal.)
8. Pennsylvania
9. Notre Dame
10. Texas
11. Southern California
12. Ohio St.
13. Duke
14. Tennessee
15. LSU
16. Holy Cross
17. Tulsa
18. Georgia
19. Wake Forest
20. Columbia

1946**Team**

1. Notre Dame
2. Army
3. Georgia
4. UCLA
5. Illinois
6. Michigan
7. Tennessee
8. LSU
9. North Carolina
10. Rice
11. Georgia Tech
12. Yale
13. Pennsylvania
14. Oklahoma
15. Texas
16. Arkansas
17. Tulsa
18. North Carolina St.
19. Delaware
20. Indiana

1947*Team**

1. Notre Dame
2. Michigan
3. Southern Methodist
4. Penn St.
5. Texas
6. Alabama
7. Pennsylvania
8. Southern California
9. North Carolina
10. Georgia Tech
11. Army
12. Kansas
13. Mississippi
14. William & Mary
15. California
16. Oklahoma
17. North Carolina St.
18. Rice
19. Duke
20. Columbia

1948**Team**

1. Michigan
2. Notre Dame
3. North Carolina
4. California
5. Oklahoma
6. Army
7. Northwestern
8. Georgia
9. Oregon
10. Southern Methodist
11. Clemson
12. Vanderbilt
13. Tulane
14. Michigan St.
15. Mississippi
16. Minnesota
17. William & Mary
18. Penn St.
19. Cornell
20. Wake Forest

1949**Team**

1. Notre Dame
2. Oklahoma
3. California
4. Army
5. Rice
6. Ohio St.
7. Michigan
8. Minnesota
9. LSU
10. Pacific (Cal.)
11. Kentucky
12. Cornell
13. Villanova
14. Maryland
15. Santa Clara
16. North Carolina
17. Tennessee
18. Princeton
19. Michigan St.
20. Missouri
Baylor

1950**Team**

1. Oklahoma
2. Army
3. Texas
4. Tennessee
5. California
6. Princeton
7. Kentucky
8. Michigan St.
9. Michigan
10. Clemson
11. Washington
12. Wyoming
13. Illinois
14. Ohio St.
15. Miami (Fla.)
16. Alabama
17. Nebraska
18. Wash. & Lee
19. Tulsa
20. Tulane

1951**Team**

1. Tennessee
2. Michigan St.
3. Maryland
4. Illinois
5. Georgia Tech
6. Princeton
7. Stanford
8. Wisconsin
9. Baylor
10. Oklahoma
11. TCU
12. California
13. Virginia
14. San Francisco
15. Kentucky
16. Boston U.
17. UCLA
18. Washington St.
19. Holy Cross
20. Clemson

1952**Team**

1. Michigan St.
2. Georgia Tech
3. Notre Dame
4. Oklahoma
5. Southern California
6. UCLA
7. Mississippi
8. Tennessee
9. Alabama
10. Texas
11. Wisconsin
12. Tulsa
13. Maryland
14. Syracuse
15. Florida
16. Duke
17. Ohio St.
18. Purdue
19. Princeton
20. Kentucky

1953**Team**

1. Maryland
2. Notre Dame
3. Michigan St.
4. Oklahoma
5. UCLA
6. Rice
7. Illinois
8. Georgia Tech
9. Iowa
10. West Virginia
11. Texas
12. Texas Tech
13. Alabama
14. Army
15. Wisconsin
16. Kentucky
17. Auburn
18. Duke
19. Stanford
20. Michigan

1954**Team**

1. Ohio St.
2. UCLA
3. Oklahoma
4. Notre Dame
5. Navy
6. Mississippi
7. Army
8. Maryland
9. Wisconsin
10. Arkansas
11. Miami (Fla.)
12. West Virginia
13. Auburn
14. Duke
15. Michigan
16. Virginia Tech
17. Southern California
18. Baylor
19. Rice
20. Penn St.

1955**Team**

1. Oklahoma
2. Michigan St.
3. Maryland
4. UCLA
5. Ohio St.
6. TCU
7. Georgia Tech
8. Auburn
9. Notre Dame
10. Mississippi
11. Pittsburgh
12. Michigan
13. Southern California
14. Miami (Fla.)
15. Miami (Ohio)
16. Stanford
17. Texas A&M
18. Navy
19. West Virginia
20. Army

1956**Team**

1. Oklahoma
2. Tennessee
3. Iowa
4. Georgia Tech
5. Texas A&M
6. Miami (Fla.)
7. Michigan
8. Syracuse
9. Michigan St.
10. Oregon St.
11. Baylor
12. Minnesota
13. Pittsburgh
14. TCU
15. Ohio St.
16. Navy
17. George Washington
18. Southern California
19. Clemson
20. Colorado

1957**Team**

1. Auburn
2. Ohio St.
3. Michigan St.
4. Oklahoma
5. Navy
6. Iowa
7. Mississippi
8. Rice
9. Texas A&M
10. Notre Dame
11. Texas
12. Arizona St.
13. Tennessee
14. Mississippi St.
15. North Carolina St.
16. Duke
17. Florida
18. Army
19. Wisconsin
20. VMI

1958**Team**

1. LSU
2. Iowa
3. Army
4. Auburn
5. Oklahoma
6. Air Force
7. Wisconsin
8. Ohio St.
9. Syracuse
10. TCU
11. Mississippi
12. Clemson
13. Purdue
14. Florida
15. South Carolina
16. California
17. Notre Dame
18. Southern Methodist
19. Oklahoma St.
20. Rutgers

1959**Team**

1. Syracuse
2. Mississippi
3. LSU
4. Texas
5. Georgia
6. Wisconsin
7. TCU
8. Washington
9. Arkansas
10. Alabama
11. Clemson
12. Penn St.
13. Illinois
14. Southern California
15. Oklahoma
16. Wyoming
17. Notre Dame
18. Missouri
19. Florida
20. Pittsburgh

1960**Team**

1. Minnesota
2. Mississippi
3. Iowa
4. Navy
5. Missouri
6. Washington
7. Arkansas
8. Ohio St.
9. Alabama
10. Duke
11. Kansas
12. Baylor
13. Auburn
14. Yale
15. Michigan St.
16. Penn St.
17. New Mexico St.
18. Florida
19. Syracuse
- Purdue

1961**Team**

1. Alabama
2. Ohio St.
3. Texas
4. LSU
5. Mississippi
6. Minnesota
7. Colorado
8. Michigan St.
9. Arkansas
10. Utah St.
11. Missouri
12. Purdue
13. Georgia Tech
14. Syracuse
15. Rutgers
16. UCLA
17. Rice
- Penn St.
- Arizona
20. Duke

1962**Team**

1. Southern California
2. Wisconsin
3. Mississippi
4. Texas
5. Alabama
6. Arkansas
7. LSU
8. Oklahoma
9. Penn St.
10. Minnesota
- Only 10 ranked

1963**Team**

1. Texas
2. Navy
3. Illinois
4. Pittsburgh
5. Auburn
6. Nebraska
7. Mississippi
8. Alabama
9. Oklahoma
10. Michigan St.
- Only 10 ranked

1964**Team**

1. Alabama
2. Arkansas
3. Notre Dame
4. Michigan
5. Texas
6. Nebraska
7. LSU
8. Oregon St.
9. Ohio St.
10. Southern California
- Only 10 ranked

1965**Team**

1. Alabama
2. Michigan St.
3. Arkansas
4. UCLA
5. Nebraska
6. Missouri
7. Tennessee
8. LSU
9. Notre Dame
10. Southern California
- Only 10 ranked

1966**Team**

1. Notre Dame
2. Michigan St.
3. Alabama
4. Georgia
5. UCLA
6. Nebraska
7. Purdue
8. Georgia Tech
9. Miami (Fla.)
10. Southern Methodist
- Only 10 ranked

1967**Team**

1. Southern California
2. Tennessee
3. Oklahoma
4. Indiana
5. Notre Dame
6. Wyoming
7. Oregon St.
8. Alabama
9. Purdue
10. Penn St.
- Only 10 ranked

1968**Team**

1. Ohio St.
2. Penn St.
3. Texas
4. Southern California
5. Notre Dame
6. Arkansas
7. Kansas
8. Georgia
9. Missouri
10. Purdue
11. Oklahoma
12. Michigan
13. Tennessee
14. Southern Methodist
15. Oregon St.
16. Auburn
17. Alabama
18. Houston
19. LSU
20. Ohio

1969**Team**

1. Texas
2. Penn St.
3. Southern California
4. Ohio St.
5. Notre Dame
6. Missouri
7. Arkansas
8. Mississippi
9. Michigan
10. LSU
11. Nebraska
12. Houston
13. UCLA
14. Florida
15. Tennessee
16. Colorado
17. West Virginia
18. Purdue
19. Stanford
20. Auburn

1970**Team**

1. Nebraska
2. Notre Dame
3. Texas
4. Tennessee
5. Ohio St.
6. Arizona St.
7. LSU
8. Stanford
9. Michigan
10. Auburn
11. Arkansas
12. Toledo
13. Georgia Tech
14. Dartmouth
15. Southern California
16. Air Force
17. Tulane
18. Penn St.
19. Houston
20. Oklahoma
- Mississippi

1971**Team**

1. Nebraska
2. Oklahoma
3. Colorado
4. Alabama
5. Penn St.
6. Michigan
7. Georgia
8. Arizona St.
9. Tennessee
10. Stanford
11. LSU
12. Auburn
13. Notre Dame
14. Toledo
15. Mississippi
16. Arkansas
17. Houston
18. Texas
19. Washington
20. Southern California

1972**Team**

1. Southern California
2. Oklahoma
3. Texas
4. Nebraska
5. Auburn
6. Michigan
7. Alabama
8. Tennessee
9. Ohio St.
10. Penn St.
11. LSU
12. North Carolina
13. Arizona St.
14. Notre Dame
15. UCLA
16. Colorado
17. North Carolina St.
18. Louisville
19. Washington St.
20. Georgia Tech

1973**Team**

1. Notre Dame
2. Ohio St.
3. Oklahoma
4. Alabama
5. Penn St.
6. Michigan
7. Nebraska
8. Southern California
9. Arizona St.
- Houston
11. Texas Tech
12. UCLA
13. LSU
14. Texas
15. Miami (Ohio)
16. North Carolina St.
17. Missouri
18. Kansas
19. Tennessee
20. Maryland
- Tulane

1974**Team**

1. Oklahoma
2. Southern California
3. Michigan
4. Ohio St.
5. Alabama
6. Notre Dame
7. Penn St.
8. Auburn
9. Nebraska
10. Miami (Ohio)
11. North Carolina St.
12. Michigan St.
13. Maryland
14. Baylor
15. Florida
16. Texas A&M
17. Mississippi St.
- Texas
19. Houston
20. Tennessee

1975**Team**

1. Oklahoma
2. Arizona St.
3. Alabama
4. Ohio St.
5. UCLA
6. Texas
7. Arkansas
8. Michigan
9. Nebraska
10. Penn St.
11. Texas A&M
12. Miami (Ohio)
13. Maryland
14. California
15. Pittsburgh
16. Colorado
17. Southern California
18. Arizona
19. Georgia
20. West Virginia

1976**Team**

1. Pittsburgh
2. Southern California
3. Michigan
4. Houston
5. Oklahoma
6. Ohio St.
7. Texas A&M
8. Maryland
9. Nebraska
10. Georgia
11. Alabama
12. Notre Dame
13. Texas Tech
14. Oklahoma St.
15. UCLA
16. Colorado
17. Rutgers
18. Kentucky
19. Iowa St.
20. Mississippi St.

1977**Team**

1. Notre Dame
2. Alabama
3. Arkansas
4. Texas
5. Penn St.
6. Kentucky
7. Oklahoma
8. Pittsburgh
9. Michigan
10. Washington
11. Ohio St.
12. Nebraska
13. Southern California
14. Florida St.
15. Stanford
16. San Diego St.
17. North Carolina
18. Arizona St.
19. Clemson
20. Brigham Young

1978**Team**

1. Alabama
2. Southern California
3. Oklahoma
4. Penn St.
5. Michigan
6. Clemson
7. Notre Dame
8. Nebraska
9. Texas
10. Houston
11. Arkansas
12. Michigan St.
13. Purdue
14. UCLA
15. Missouri
16. Georgia
17. Stanford
18. North Carolina St.
19. Texas A&M
20. Maryland

1979**Team**

1. Alabama
2. Southern California
3. Oklahoma
4. Ohio St.
5. Houston
6. Florida St.
7. Pittsburgh
8. Arkansas
9. Nebraska
10. Purdue
11. Washington
12. Texas
13. Brigham Young
14. Baylor
15. North Carolina
16. Auburn
17. Temple
18. Michigan
19. Indiana
20. Penn St.

1980**Team**

1. Georgia
2. Pittsburgh
3. Oklahoma
4. Michigan
5. Florida St.
6. Alabama
7. Nebraska
8. Penn St.
9. Notre Dame
10. North Carolina
11. Southern California
12. Brigham Young
13. UCLA
14. Baylor
15. Ohio St.
16. Washington
17. Purdue
18. Miami (Fla.)
19. Mississippi St.
20. Southern Methodist

1981**Team**

1. Clemson
2. Texas
3. Penn St.
4. Pittsburgh
5. Southern Methodist
6. Georgia
7. Alabama
8. Miami (Fla.)
9. North Carolina
10. Washington
11. Nebraska
12. Michigan
13. Brigham Young
14. Southern California
15. Ohio St.
16. Arizona St.
17. West Virginia
18. Iowa
19. Missouri
20. Oklahoma

1982**Team**

1. Penn St.
2. Southern Methodist
3. Nebraska
4. Georgia
5. UCLA
6. Arizona St.
7. Washington
8. Clemson
9. Arkansas
10. Pittsburgh
11. LSU
12. Ohio St.
13. Florida St.
14. Auburn
15. Southern California
16. Oklahoma
17. Texas
18. North Carolina
19. West Virginia
20. Maryland

1983**Team**

1. Miami (Fla.)
2. Nebraska
3. Auburn
4. Georgia
5. Texas
6. Florida
7. Brigham Young
8. Michigan
9. Ohio St.
10. Illinois
11. Clemson
12. Southern Methodist
13. Air Force
14. Iowa
15. Alabama
16. West Virginia
17. UCLA
18. Pittsburgh
19. Boston College
20. East Caro.

1984**Team**

1. Brigham Young
2. Washington
3. Florida
4. Nebraska
5. Boston College
6. Oklahoma
7. Oklahoma St.
8. Southern Methodist
9. UCLA
10. Southern California
11. South Carolina
12. Maryland
13. Ohio St.
14. Auburn
15. LSU
16. Iowa
17. Florida St.
18. Miami (Fla.)
19. Kentucky
20. Virginia

1985**Team**

1. Oklahoma
2. Michigan
3. Penn St.
4. Tennessee
5. Florida
6. Texas A&M
7. UCLA
8. Air Force
9. Miami (Fla.)
10. Iowa
11. Nebraska
12. Arkansas
13. Alabama
14. Ohio St.
15. Florida St.
16. Brigham Young
17. Baylor
18. Maryland
19. Georgia Tech
20. LSU

1986**Team**

1. Penn St.
2. Miami (Fla.)
3. Oklahoma
4. Arizona St.
5. Nebraska
6. Auburn
7. Ohio St.
8. Michigan
9. Alabama
10. LSU
11. Arizona
12. Baylor
13. Texas A&M
14. UCLA
15. Arkansas
16. Iowa
17. Clemson
18. Washington
19. Boston College
20. Virginia Tech

1987**Team**

1. Miami (Fla.)
2. Florida St.
3. Oklahoma
4. Syracuse
5. LSU
6. Nebraska
7. Auburn
8. Michigan St.
9. UCLA
10. Texas A&M
11. Oklahoma St.
12. Clemson
13. Georgia
14. Tennessee
15. South Carolina
16. Iowa
17. Notre Dame
18. Southern California
19. Michigan
20. Arizona St.

1988**Team**

1. Notre Dame
2. Miami (Fla.)
3. Florida St.
4. Michigan
5. West Virginia
6. UCLA
7. Southern California
8. Auburn
9. Clemson
10. Nebraska
11. Oklahoma St.
12. Arkansas
13. Syracuse
14. Oklahoma
15. Georgia
16. Washington St.
17. Alabama
18. Houston
19. LSU
20. Indiana

†1989**Team**

1. Miami (Fla.)
2. Notre Dame
3. Florida St.
4. Colorado
5. Tennessee
6. Auburn
7. Michigan
8. Southern California
9. Alabama
10. Illinois
11. Nebraska
12. Clemson
13. Arkansas
14. Houston
15. Penn St.
16. Michigan St.
17. Pittsburgh
18. Virginia
19. Texas Tech
20. Texas A&M
21. West Virginia
22. Brigham Young
23. Washington
24. Ohio St.
25. Arizona

1990**Team**

1. Colorado
2. Georgia Tech
3. Miami (Fla.)
4. Florida St.
5. Washington
6. Notre Dame
7. Michigan
8. Tennessee
9. Clemson
10. Houston
11. Penn St.
12. Texas
13. Florida
14. Louisville
15. Texas A&M
16. Michigan St.
17. Oklahoma
18. Iowa
19. Auburn
20. Southern California
21. Mississippi
22. Brigham Young
23. Virginia
24. Nebraska
25. Illinois

1991**Team**

1. Miami (Fla.)
2. Washington
3. Penn St.
4. Florida St.
5. Alabama
6. Michigan
7. Florida
8. California
9. East Caro.
10. Iowa
11. Syracuse
12. Texas A&M
13. Notre Dame
14. Tennessee
15. Nebraska
16. Oklahoma
17. Georgia
18. Clemson
19. UCLA
20. Colorado
21. Tulsa
22. Stanford
23. Brigham Young
24. North Carolina St.
25. Air Force

1992**Team**

1. Alabama
2. Florida St.
3. Miami (Fla.)
4. Notre Dame
5. Michigan
6. Syracuse
7. Texas A&M
8. Georgia
9. Stanford
10. Florida
11. Washington
12. Tennessee
13. Colorado
14. Nebraska
15. Washington St.
16. Mississippi
17. North Carolina St.
18. Ohio St.
19. North Carolina
20. Hawaii
21. Boston College
22. Kansas
23. Mississippi St.
24. Fresno St.
25. Wake Forest

1993**Team**

1. Florida St.
2. Notre Dame
3. Nebraska
4. Auburn
5. Florida
6. Wisconsin
7. West Virginia
8. Penn St.
9. Texas A&M
10. Arizona
11. Ohio St.
12. Tennessee
13. Boston College
14. Alabama
15. Miami (Fla.)
16. Colorado
17. Oklahoma
18. UCLA
19. North Carolina
20. Kansas St.
21. Michigan
22. Virginia Tech
23. Clemson
24. Louisville
25. California

1994**Team**

1. Nebraska
2. Penn St.
3. Colorado
4. Florida St.
5. Alabama
6. Miami (Fla.)
7. Florida
8. Texas A&M
9. Auburn
10. Utah
11. Oregon
12. Michigan
13. Southern California
14. Ohio St.
15. Virginia
16. Colorado St.
17. North Carolina St.
18. Brigham Young
19. Kansas St.
20. Arizona
21. Washington St.
22. Tennessee
23. Boston College
24. Mississippi St.
25. Texas

1995**Team**

1. Nebraska
2. Florida
3. Tennessee
4. Florida St.
5. Colorado
6. Ohio St.
7. Kansas St.
8. Northwestern
9. Kansas
10. Virginia Tech
11. Notre Dame
12. Southern California
13. Penn St.
14. Texas
15. Texas A&M
16. Virginia
17. Michigan
18. Oregon
19. Syracuse
20. Miami (Fla.)
21. Alabama
22. Auburn
23. Texas Tech
24. Toledo
25. Iowa

1996**Team (Record)**

1. Florida (12-1)
2. Ohio St. (11-1)
3. Florida St. (11-1)
4. Arizona St. (11-1)
5. Brigham Young (14-1)
6. Nebraska (11-2)
7. Penn St. (11-2)
8. Colorado (10-2)
9. Tennessee (10-2)
10. North Carolina (10-2)
11. Alabama (10-3)
12. LSU (10-2)
13. Virginia Tech (10-2)
14. Miami (Fla.) (9-3)
15. Northwestern (9-3)
16. Washington (9-3)
17. Kansas St. (9-3)
18. Iowa (9-3)
19. Notre Dame (8-3)
20. Michigan (8-4)
21. Syracuse (9-3)
22. Wyoming (10-2)
23. Texas (8-5)
24. Auburn (8-4)
25. Army (10-2)

1997**Team (Record)**

1. Michigan (12-0)
2. Nebraska (13-0)
3. Florida St. (11-1)
4. Florida (10-2)
5. UCLA (10-2)
6. North Carolina (11-1)
7. Tennessee (11-2)
8. Kansas St. (11-1)
9. Washington St. (10-2)
10. Georgia (10-2)
11. Auburn (10-3)
12. Ohio St. (10-3)
13. LSU (9-3)
14. Arizona St. (9-3)
15. Purdue (9-3)
16. Penn St. (9-3)
17. Colorado St. (11-2)
18. Washington (8-4)
19. Southern Miss. (9-3)
20. Texas A&M (9-4)
21. Syracuse (9-4)
22. Mississippi (8-4)
23. Missouri (7-5)
24. Oklahoma St. (8-4)
25. Georgia Tech (7-5)

1998**Team (Record)**

1. Tennessee (13-0)
2. Ohio St. (11-1)
3. Florida St. (11-2)
4. Arizona (12-1)
5. Florida (10-2)
6. Wisconsin (11-1)
7. Tulane (12-0)
8. UCLA (10-2)
9. Georgia Tech (10-2)
10. Kansas St. (11-2)
11. Texas A&M (11-3)
12. Michigan (10-3)
13. Air Force (12-1)
14. Georgia (9-3)
15. Texas (9-3)
16. Arkansas (9-3)
17. Penn St. (9-3)
18. Virginia (9-3)
19. Nebraska (9-4)
20. Miami (Fla.) (9-3)
21. Missouri (8-4)
22. Notre Dame (9-3)
23. Virginia Tech (9-3)
24. Purdue (9-4)
25. Syracuse (8-4)

1999**Team (Record)**

1. Florida St. (12-0)
2. Virginia Tech (11-1)
3. Nebraska (12-1)
4. Wisconsin (10-2)
5. Michigan (10-2)
6. Kansas St. (11-1)
7. Michigan St. (10-2)
8. Alabama (10-3)
9. Tennessee (9-3)
10. Marshall (13-0)
11. Penn St. (10-3)
12. Florida (9-4)
13. Mississippi St. (10-2)
14. Southern Miss. (9-3)
15. Miami (Fla.) (9-4)
16. Georgia (8-4)
17. Arkansas (8-4)
18. Minnesota (8-4)
19. Oregon (9-3)
20. Georgia Tech (8-4)
21. Texas (9-5)
22. Mississippi (8-4)
23. Texas A&M (8-4)
24. Illinois (8-4)
25. Purdue (7-5)

2000**Team (Record)**

1. Oklahoma (13-0)
2. Miami (Fla.) (11-1)
3. Washington (11-1)
4. Oregon St. (11-1)
5. Florida St. (11-2)
6. Virginia Tech (11-1)
7. Oregon (10-2)
8. Nebraska (10-2)
9. Kansas St. (11-3)
10. Florida (10-3)
11. Michigan (9-3)
12. Texas (9-3)
13. Purdue (8-4)
14. Colorado St. (10-2)
15. Notre Dame (9-3)
16. Clemson (9-3)
17. Georgia Tech (9-3)
18. Auburn (9-4)
19. South Carolina (8-4)
20. Georgia (8-4)
21. TCU (10-2)
22. LSU (8-4)
23. Wisconsin (9-4)
24. Mississippi St. (8-4)
25. Iowa St. (9-3)

2001**Team (Record)**

1. Miami (Fla.) (12-0)
2. Oregon (11-1)
3. Florida (10-2)
4. Tennessee (11-2)
5. Texas (11-2)
6. Oklahoma (11-2)
7. LSU (10-3)
8. Nebraska (11-2)
9. Colorado (10-3)
10. Washington St. (10-2)
11. Maryland (10-2)
12. Illinois (10-2)
13. South Carolina (9-3)
14. Syracuse (10-3)
15. Florida St. (8-4)
16. Stanford (9-3)
17. Louisville (11-2)
18. Virginia Tech (8-4)
19. Washington (8-4)
20. Michigan (8-4)
21. Boston College (8-4)
22. Georgia (8-4)
23. Toledo (10-2)
24. Georgia Tech (8-5)
25. Brigham Young (12-2)

2002**Team (Record)**

1. Ohio St. (14-0)
2. Miami (Fla.) (12-1)
3. Georgia (13-1)
4. Southern California (11-2)
5. Oklahoma (12-2)
6. Texas (11-2)
7. Kansas St. (11-2)
8. Iowa (11-2)
9. Michigan (10-3)
10. Washington St. (10-3)
11. Alabama (10-3)
12. North Carolina St. (11-3)
13. Maryland (11-3)
14. Auburn (9-4)
15. Boise St. (12-1)
16. Penn St. (9-4)
17. Notre Dame (10-3)
18. Virginia Tech (10-4)
19. Pittsburgh (9-4)
20. Colorado (9-5)
21. Florida St. (9-5)
22. Virginia (9-5)
23. TCU (10-2)
24. Marshall (11-2)
25. West Virginia (9-4)

2003**Team (Record)**

1. Southern California (12-1)
2. LSU (13-1)
3. Oklahoma (12-2)
4. Ohio St. (11-2)
5. Miami (Fla.) (11-2)
6. Michigan (10-3)
7. Georgia (11-3)
8. Iowa (10-3)
9. Washington St. (10-3)
10. Miami (Ohio) (13-1)
11. Florida St. (10-3)
12. Texas (10-3)
13. Mississippi (10-3)
14. Kansas St. (11-4)
15. Tennessee (10-3)
16. Boise St. (13-1)
17. Maryland (10-3)
18. Purdue (9-4)
19. Nebraska (10-3)
20. Minnesota (10-3)
21. Utah (10-2)
22. Clemson (9-4)
23. Bowling Green (11-3)
24. Florida (8-5)
25. TCU (11-2)

*On January 6, 1948, in a special postseason poll after the Rose Bowl, the Associated Press voted Michigan No. 1 and Notre Dame No. 2. However, the postseason poll did not supersede the final regular-season poll of December 6, 1947. †Beginning in 1989 season, AP selected top 25 teams instead of 20.

United Press International Final Polls

United Press (UP), 1950-57; United Press International (UPI) from 1958-95 after merger with International News Service (INS). Served as the coaches' poll until 1991, when it was taken over by USA Today/Cable News Network (CNN)/ESPN poll.

1950

- Team**
- Oklahoma
 - Texas
 - Tennessee
 - California
 - Army
 - Michigan
 - Kentucky
 - Princeton
 - Michigan St.
 - Ohio St.
 - Illinois
 - Clemson
 - Miami (Fla.)
 - Wyoming
 - Washington Baylor
 - Alabama
 - Wash. & Lee
 - Navy
 - Nebraska Wisconsin Cornell

1951

- Team**
- Tennessee
 - Michigan St.
 - Illinois
 - Maryland
 - Georgia Tech
 - Princeton
 - Stanford
 - Wisconsin
 - Baylor
 - TCU
 - Oklahoma
 - California
 - Notre Dame
 - San Francisco
 - Purdue
 - Washington St.
 - Holy Cross
 - UCLA
 - Kentucky
 - Kansas

1952

- Team**
- Michigan St.
 - Georgia Tech
 - Notre Dame
 - Alabama
 - Oklahoma
 - UCLA
 - Mississippi
 - Tennessee
 - Alabama
 - Wisconsin
 - Texas
 - Purdue
 - Maryland
 - Princeton
 - Ohio St.
 - Pittsburgh
 - Navy
 - Duke
 - Houston
 - Kentucky

1953

- Team**
- Maryland
 - Notre Dame
 - Michigan St.
 - UCLA
 - Oklahoma
 - Rice
 - Illinois
 - Texas
 - Georgia Tech
 - Iowa
 - Alabama
 - Texas Tech
 - West Virginia
 - Wisconsin
 - Kentucky
 - Army
 - Stanford
 - Duke
 - Michigan
 - Ohio St.

1954

- Team**
- UCLA
 - Ohio St.
 - Oklahoma
 - Notre Dame
 - Navy
 - Mississippi
 - Army
 - Arkansas
 - Miami (Fla.)
 - Wisconsin
 - Southern California
 - Maryland
 - Georgia Tech
 - Duke
 - Michigan
 - Penn St.
 - Southern Methodist
 - Denver
 - Rice
 - Minnesota

1955

- Team**
- Oklahoma
 - Michigan St.
 - Maryland
 - UCLA
 - Ohio St.
 - TCU
 - Georgia Tech
 - Auburn
 - Mississippi
 - Notre Dame
 - Pittsburgh
 - Southern California
 - Michigan
 - Texas A&M
 - Army
 - Duke
 - West Virginia
 - Miami (Fla.)
 - Iowa
 - Navy
 - Stanford
 - Miami (Ohio)

1956

- Team**
- Oklahoma
 - Tennessee
 - Iowa
 - Georgia Tech
 - Texas A&M
 - Miami (Fla.)
 - Michigan
 - Syracuse
 - Minnesota
 - Michigan St.
 - Baylor
 - Pittsburgh
 - Oregon St.
 - TCU
 - Southern California
 - Wyoming
 - Yale
 - Colorado
 - Navy
 - Duke

1957

- Team**
- Ohio St.
 - Auburn
 - Michigan St.
 - Oklahoma
 - Iowa
 - Navy
 - Rice
 - Mississippi
 - Notre Dame
 - Texas A&M
 - Texas
 - Arizona St.
 - Army
 - Duke
 - Wisconsin
 - Tennessee
 - Oregon
 - Clemson
 - UCLA
 - North Carolina St.

1958

- Team**
- LSU
 - Iowa
 - Army
 - Auburn
 - Oklahoma
 - Wisconsin
 - Ohio St.
 - Air Force
 - TCU
 - Syracuse
 - Purdue
 - Mississippi
 - Clemson
 - Notre Dame
 - Florida
 - California
 - Northwestern
 - Southern Methodist
- (Only 18 teams received votes)

1959

- Team**
- Syracuse
 - Mississippi
 - LSU
 - Texas
 - Georgia
 - Wisconsin
 - Washington
 - TCU
 - Arkansas
 - Penn St.
 - Clemson
 - Illinois
 - Alabama
 - Southern California
 - Auburn
 - Michigan St.
 - Oklahoma
 - Notre Dame
 - Pittsburgh
 - Missouri
 - Florida

1960

- Team**
- Minnesota
 - Iowa
 - Mississippi
 - Missouri
 - Wisconsin
 - Navy
 - Arkansas
 - Ohio St.
 - Kansas
 - Alabama
 - Duke
 - Baylor
 - Michigan St.
 - Auburn
 - Purdue
 - Florida
 - Texas
 - Yale
 - New Mexico St.
 - Tennessee

1961

- Team**
- Alabama
 - Ohio St.
 - LSU
 - Texas
 - Mississippi
 - Minnesota
 - Colorado
 - Arkansas
 - Michigan St.
 - Utah St.
 - Purdue
 - Missouri
 - Georgia Tech
 - Duke
 - Kansas
 - Syracuse
 - Wyoming
 - Wisconsin
 - Miami (Fla.)
 - Penn St.

1962

- Team**
- Southern California
 - Wisconsin
 - Mississippi
 - Texas
 - Alabama
 - Arkansas
 - Oklahoma
 - LSU
 - Penn St.
 - Minnesota
 - Georgia Tech
 - Missouri
 - Ohio St.
 - Duke
 - Washington
 - Northwestern
 - Oregon St.
 - Arizona St.
 - Illinois
 - Miami (Fla.)

1963

- Team**
- Texas
 - Navy
 - Pittsburgh
 - Illinois
 - Nebraska
 - Auburn
 - Mississippi
 - Oklahoma
 - Alabama
 - Michigan St.
 - Mississippi St.
 - Syracuse
 - Arizona St.
 - Memphis
 - Washington
 - Penn St.
 - Southern California
 - Missouri
 - North Carolina
 - Baylor

1964

- Team**
- Alabama
 - Arkansas
 - Notre Dame
 - Michigan
 - Texas
 - Nebraska
 - LSU
 - Oregon St.
 - Ohio St.
 - Southern California
 - Florida St.
 - Syracuse
 - Princeton
 - Penn St.
 - Utah
 - Illinois
 - New Mexico
 - Tulsa
 - Missouri
 - Mississippi
 - Michigan St.

1965

- Team**
- Michigan St.
 - Arkansas
 - Nebraska
 - Alabama
 - UCLA
 - Missouri
 - Tennessee
 - Notre Dame
 - Southern California
 - Texas Tech
 - Ohio St.
 - Florida
 - Purdue
 - Purdue
 - LSU
 - Georgia
 - Tulsa
 - Mississippi
 - Kentucky
 - Syracuse
 - Colorado

1966

- Team**
- Notre Dame
 - Michigan St.
 - Alabama
 - Georgia
 - UCLA
 - Purdue
 - Nebraska
 - Georgia Tech
 - Southern Methodist
 - Miami (Fla.)
 - Florida
 - Mississippi
 - Arkansas
 - LSU
 - Wyoming
 - Syracuse
 - Southern California
 - Oregon St.
 - Virginia Tech

1967

- Team**
- Southern California
 - Tennessee
 - Oklahoma
 - Notre Dame
 - Wyoming
 - Indiana
 - Alabama
 - Oregon St.
 - Purdue
 - UCLA
 - Penn St.
 - Syracuse
 - Colorado
 - Minnesota
 - Florida St.
 - Miami (Fla.)
 - North Carolina St.
 - Georgia
 - Houston
 - Arizona St.

1968**Team**

1. Ohio St.
2. Southern California
3. Penn St.
4. Georgia
5. Texas
6. Kansas
7. Tennessee
8. Notre Dame
9. Arkansas
10. Oklahoma
11. Purdue
12. Alabama
13. Oregon St.
14. Florida St.
15. Michigan
16. Southern Methodist
17. Missouri
18. Ohio
 - Minnesota
20. Houston
 - Stanford

*** 1974****Team**

1. Southern California
2. Alabama
3. Ohio St.
4. Notre Dame
5. Michigan
6. Auburn
7. Penn St.
8. Nebraska
9. North Carolina St.
10. Miami (Ohio)
11. Houston
12. Florida
13. Maryland
14. Baylor
15. Texas A&M
 - Tennessee
17. Mississippi St.
18. Michigan St.
19. Tulsa

1980**Team**

1. Georgia
2. Pittsburgh
3. Oklahoma
4. Michigan
5. Florida St.
6. Alabama
7. Nebraska
8. Penn St.
9. North Carolina
10. Notre Dame
11. Brigham Young
12. Southern California
13. Baylor
14. UCLA
15. Ohio St.
16. Purdue
17. Washington
18. Miami (Fla.)
19. Florida
20. Southern Methodist

1969**Team**

1. Texas
2. Penn St.
3. Arkansas
4. Southern California
5. Ohio St.
6. Missouri
7. LSU
8. Michigan
9. Notre Dame
10. UCLA
11. Tennessee
12. Nebraska
13. Mississippi
14. Stanford
15. Auburn
16. Houston
17. Florida
18. Purdue
 - San Diego St.
 - West Virginia

1975**Team**

1. Oklahoma
2. Arizona St.
3. Alabama
4. Ohio St.
5. UCLA
6. Arkansas
7. Texas
8. Michigan
9. Nebraska
10. Penn St.
11. Maryland
12. Texas A&M
13. Arizona
 - Pittsburgh
15. California
16. Miami (Ohio)
17. Notre Dame
 - West Virginia
19. Georgia
 - Southern California

1981**Team**

1. Clemson
2. Pittsburgh
3. Penn St.
4. Texas
5. Georgia
6. Alabama
7. Washington
8. North Carolina
9. Nebraska
10. Michigan
11. Brigham Young
12. Ohio St.
13. Southern California
14. Oklahoma
15. Iowa
16. Arkansas
17. Mississippi St.
18. West Virginia
19. Southern Miss.
20. Missouri

1970**Team**

1. Texas
2. Ohio St.
3. Nebraska
4. Tennessee
5. Notre Dame
6. LSU
7. Michigan
8. Arizona St.
9. Auburn
10. Stanford
11. Air Force
12. Arkansas
13. Houston
 - Dartmouth
15. Oklahoma
16. Colorado
17. Georgia Tech
 - Toledo
19. Penn St.
 - Southern California

1976**Team**

1. Pittsburgh
2. Southern California
3. Michigan
4. Houston
5. Ohio St.
6. Oklahoma
7. Nebraska
8. Texas A&M
9. Alabama
10. Georgia
11. Maryland
12. Notre Dame
13. Texas Tech
14. Oklahoma St.
15. UCLA
16. Colorado
17. Rutgers
18. Iowa St.
19. Baylor
 - Kentucky

1982**Team**

1. Penn St.
2. Southern Methodist
3. Nebraska
4. Georgia
5. UCLA
6. Arizona St.
7. Washington
8. Arkansas
9. Pittsburgh
10. Florida St.
11. LSU
12. Ohio St.
13. North Carolina
14. Auburn
15. Michigan
16. Oklahoma
17. Alabama
18. Texas
19. West Virginia
20. Maryland

1971**Team**

1. Nebraska
2. Alabama
3. Oklahoma
4. Michigan
5. Auburn
6. Arizona St.
7. Colorado
8. Georgia
9. Tennessee
10. LSU
11. Penn St.
12. Texas
13. Toledo
14. Houston
15. Notre Dame
16. Stanford
17. Iowa St.
18. North Carolina
19. Florida St.
20. Arkansas
 - Mississippi

1977**Team**

1. Notre Dame
2. Alabama
3. Arkansas
4. Penn St.
5. Texas
6. Oklahoma
7. Pittsburgh
8. Michigan
9. Washington
10. Nebraska
11. Florida St.
12. Ohio St.
 - Southern California
14. North Carolina
15. Stanford
16. North Texas
 - Brigham Young
18. Arizona St.
19. San Diego St.
 - North Carolina St.

1983**Team**

1. Miami (Fla.)
2. Nebraska
3. Auburn
4. Georgia
5. Texas
6. Florida
7. Brigham Young
8. Ohio St.
9. Michigan
10. Illinois
11. Southern Methodist
12. Alabama
13. UCLA
14. Iowa
15. Air Force
16. West Virginia
17. Penn St.
18. Oklahoma St.
19. Pittsburgh
20. Boston College

1972**Team**

1. Southern California
2. Oklahoma
3. Ohio St.
4. Alabama
5. Texas
6. Michigan
7. Auburn
8. Penn St.
9. Nebraska
10. LSU
11. Tennessee
12. Notre Dame
13. Arizona St.
14. Colorado
 - North Carolina
16. Louisville
17. UCLA
 - Washington St.
19. Utah St.
20. San Diego St.

1978**Team**

1. Southern California
2. Alabama
3. Oklahoma
4. Penn St.
5. Michigan
6. Notre Dame
7. Clemson
8. Nebraska
9. Texas
10. Arkansas
11. Houston
12. UCLA
13. Purdue
14. Missouri
15. Georgia
16. Stanford
17. Navy
18. Texas A&M
19. Arizona St.
 - North Carolina St.

1984**Team**

1. Brigham Young
2. Washington
3. Nebraska
4. Boston College
5. Oklahoma St.
6. Oklahoma
7. Florida
8. Southern Methodist
9. Southern California
10. UCLA
11. Maryland
12. Ohio St.
13. South Carolina
14. Auburn
15. Iowa
16. LSU
17. Virginia
18. West Virginia
19. Kentucky
 - Florida St.

1973**Team**

1. Alabama
2. Oklahoma
3. Ohio St.
4. Notre Dame
5. Penn St.
6. Michigan
7. Southern California
8. Texas
 - UCLA
10. Arizona St.
11. Nebraska
 - Texas Tech
13. Houston
14. LSU
15. Kansas
 - Tulane
17. Miami (Ohio)
18. Maryland
19. San Diego St.
 - Florida

1979**Team**

1. Alabama
2. Southern California
3. Oklahoma
4. Ohio St.
5. Houston
6. Pittsburgh
7. Nebraska
8. Florida St.
9. Arkansas
10. Purdue
11. Washington
12. Brigham Young
13. Texas
14. North Carolina
15. Baylor
16. Indiana
17. Temple
18. Penn St.
19. Michigan
20. Missouri

1985**Team**

1. Oklahoma
2. Michigan
3. Penn St.
4. Tennessee
5. Air Force
6. UCLA
7. Texas A&M
8. Miami (Fla.)
9. Iowa
10. Nebraska
11. Ohio St.
12. Arkansas
13. Florida St.
14. Alabama
15. Baylor
16. Fresno St.
17. Brigham Young
18. Georgia Tech
19. Maryland
20. LSU

1986

- Team**
1. Penn St.
 2. Miami (Fla.)
 3. Oklahoma
 4. Nebraska
 5. Arizona St.
 6. Ohio St.
 7. Michigan
 8. Auburn
 9. Alabama
 10. Arizona
 11. LSU
 12. Texas A&M
 13. Baylor
 14. UCLA
 15. Iowa
 16. Arkansas
 17. Washington
 18. Boston College
 19. Clemson
 20. Florida St.

1987

- Team**
1. Miami (Fla.)
 2. Florida St.
 3. Oklahoma
 4. Syracuse
 5. LSU
 6. Nebraska
 7. Auburn
 8. Michigan St.
 9. Texas A&M
 10. Clemson
 11. UCLA
 12. Oklahoma St.
 13. Tennessee
 14. Georgia
 15. South Carolina
 16. Iowa
 17. Southern California
 18. Michigan
 19. Texas
 20. Indiana

1988

- Team**
1. Notre Dame
 2. Miami (Fla.)
 3. Florida St.
 4. Michigan
 5. West Virginia
 6. UCLA
 7. Auburn
 8. Clemson
 9. Southern California
 10. Nebraska
 11. Oklahoma St.
 12. Syracuse
 13. Arkansas
 14. Oklahoma
 15. Georgia
 16. Washington St.
 17. North Carolina St.
 18. Alabama
 19. Indiana
 20. Wyoming

1989

- Team**
1. Miami (Fla.)
 2. Florida St.
 3. Notre Dame
 4. Colorado
 5. Tennessee
 6. Auburn
 7. Alabama
 8. Michigan
 9. Southern California
 10. Illinois
 11. Clemson
 12. Nebraska
 13. Arkansas
 14. Penn St.
 15. Virginia
 16. Texas Tech
 17. Michigan St.
 18. Brigham Young
 19. Pittsburgh
 20. Washington

#1990

- Team**
1. Georgia Tech
 2. Colorado
 3. Miami (Fla.)
 4. Florida St.
 5. Washington
 6. Notre Dame
 7. Tennessee
 8. Michigan
 9. Clemson
 10. Penn St.
 11. Texas
 12. Louisville
 13. Texas A&M
 14. Michigan St.
 15. Virginia
 16. Iowa
 17. Brigham Young
 18. Nebraska
 19. Auburn
 20. San Jose St.
 21. Syracuse
 22. Southern California
 23. Mississippi
 24. Illinois
 25. Virginia Tech

¢1991

- Team**
1. Washington
 2. Miami (Fla.)
 3. Penn St.
 4. Florida St.
 5. Alabama
 6. Michigan
 7. Florida
 8. California
 9. East Caro.
 10. Iowa
 11. Syracuse
 12. Notre Dame
 13. Texas A&M
 14. Tennessee
 15. Nebraska
 16. Oklahoma
 17. Clemson
 18. Colorado
 19. UCLA
 20. Georgia
 21. Tulsa
 22. Stanford
 23. North Carolina St.
 24. Brigham Young
 25. Ohio St.

1992

- Team**
1. Alabama
 2. Florida St.
 3. Miami (Fla.)
 4. Notre Dame
 5. Michigan
 6. Syracuse
 7. Texas A&M
 8. Georgia
 9. Stanford
 10. Florida
 11. Washington
 12. Tennessee
 13. Colorado
 14. Nebraska
 15. Washington St.
 16. Mississippi
 17. North Carolina St.
 18. North Carolina
 19. Ohio St.
 20. Hawaii
 21. Boston College
 22. Kansas
 23. Fresno St.
 24. Penn St.
 25. Mississippi St.

1993

- Team**
1. Florida St.
 2. Notre Dame
 3. Nebraska
 4. Florida
 5. Wisconsin
 6. Texas A&M
 7. Penn St.
 8. West Virginia
 9. Ohio St.
 10. Arizona
 11. Boston College
 12. Tennessee
 13. Alabama
 14. Miami (Fla.)
 15. Oklahoma
 16. Colorado
 17. UCLA
 18. Kansas St.
 19. Michigan
 20. North Carolina
 21. Virginia Tech
 22. Louisville
 23. Clemson
 24. California
 25. Southern California

1994

- Team**
1. Nebraska
 2. Penn St.
 3. Colorado
 4. Florida St.
 5. Alabama
 6. Miami (Fla.)
 7. Florida
 8. Utah
 9. Michigan
 10. Ohio St.
 11. Oregon
 12. Brigham Young
 13. Southern California
 14. Colorado St.
 15. Virginia
 16. Kansas St.
 17. North Carolina St.
 18. Tennessee
 19. Washington St.
 20. Arizona
 21. North Carolina
 22. Boston College
 23. Texas
 24. Virginia Tech
 25. Mississippi St.

1995

- Team**
1. Nebraska
 2. Florida
 3. Tennessee
 4. Colorado
 5. Florida St.
 6. Ohio St.
 7. Kansas St.
 8. Northwestern
 9. Virginia Tech
 10. Kansas
 11. Southern California
 12. Penn St.
 13. Notre Dame
 14. Texas A&M
 15. Texas
 16. Virginia
 17. Syracuse
 18. Oregon
 19. Michigan
 20. Texas Tech
 21. Auburn
 22. Toledo
 23. Iowa
 24. East Caro.
 25. LSU

**Beginning in 1974, by agreement with the American Football Coaches Association, teams on probation by the NCAA were ineligible for ranking and national championship consideration by the UPI Board of Coaches. #Beginning in 1990 season, UPI selected top 25 teams instead of 20. ¢In 1991-92, the No. 1 team in the final UPI/NFF poll received the MacArthur Bowl, awarded by the NFF since 1959 to recognize its national champion. Beginning in 1993, the No. 1 team in the USA Today/Hall of Fame poll was awarded the MacArthur Bowl. The National Football Foundation and Hall of Fame MacArthur Bowl national champions before 1991 are listed in national polls section.*

USA Today/ESPN (Coaches) Weekly Poll Leaders

1992

9-8	Miami (Fla.)	(1-0-0)
9-15	Miami (Fla.)	(1-0-0)
9-22	Miami (Fla.)	(2-0-0)
9-29	Washington	(3-0-0) (2)
10-6	Washington	(4-0-0)
10-13	Miami (Fla.)	(5-0-0) (2)
10-20	Miami (Fla.)	(6-0-0)
10-27	Miami (Fla.)	(7-0-0)
11-3	Miami (Fla.)	(8-0-0)
11-10	Miami (Fla.)	(8-0-0)
11-17	Miami (Fla.)	(9-0-0)
11-24	Miami (Fla.)	(10-0-0)
12-1	Miami (Fla.)	(11-0-0)
12-8	Miami (Fla.)	(11-0-0)
1-2	Alabama	(13-0-0) (2)

1993

8-31	Florida St.	(1-0-0)
9-7	Florida St.	(2-0-0)
9-14	Florida St.	(3-0-0)
9-21	Florida St.	(4-0-0)
9-28	Florida St.	(4-0-0)
10-5	Florida St.	(5-0-0)
10-12	Florida St.	(6-0-0)
10-19	Florida St.	(7-0-0)
10-26	Florida St.	(7-0-0)
11-2	Florida St.	(8-0-0)
11-9	Florida St.	(9-0-0)
11-16	Notre Dame	(10-0-0) (2)
11-23	Nebraska	(10-0-0) (2)
11-30	Nebraska	(11-0-0)
12-7	Nebraska	(11-0-0)
1-3	Florida St.	(12-1-0) (3)

1994

9-6	Nebraska	(1-0-0)
9-13	Nebraska	(2-0-0)
9-20	Nebraska	(3-0-0)
9-27	Nebraska	(4-0-0)
10-4	Florida	(4-0-0) (2)
10-11	Florida	(5-0-0)
10-18	Penn St.	(6-0-0) (3)
10-25	Penn St.	(6-0-0)
11-1	Penn St.	(7-0-0)
11-8	Nebraska	(10-0-0) (2)
11-15	Nebraska	(11-0-0)
11-22	Nebraska	(11-0-0)
11-29	Nebraska	(12-0-0)
12-6	Nebraska	(12-0-0)
1-3	Nebraska	(13-0-0)

1995

9-5	Florida St.	(1-0-0)
9-12	Florida St.	(2-0-0)
9-19	Florida St.	(3-0-0)
9-26	Florida St.	(4-0-0)
10-3	Florida St.	(4-0-0)
10-10	Florida St.	(5-0-0)
10-17	Florida St.	(6-0-0)
10-24	Florida St.	(7-0-0)
10-31	Nebraska	(8-0-0) (2)
11-7	Nebraska	(9-0-0)
11-14	Nebraska	(10-0-0)
11-21	Nebraska	(10-0-0)
11-28	Nebraska	(11-0-0)
12-5	Nebraska	(11-0-0)
1-3	Nebraska	(12-0-0)

1996

9-2	Nebraska	(0-0-0)
9-9	Nebraska	(1-0-0)

9-16	Nebraska	(1-0-0)
9-23	Florida	(3-0-0) (4)
9-30	Florida	(4-0-0)
10-7	Florida	(5-0-0)
10-14	Florida	(6-0-0)
10-21	Florida	(7-0-0)
10-28	Florida	(7-0-0)
11-4	Florida	(8-0-0)
11-11	Florida	(9-0-0)
11-18	Florida	(10-0-0)
11-25	Florida	(10-0-0)
12-2	Florida St.	(11-0-0) (2)
12-9	Florida St.	(11-0-0)
1-3	Florida	(12-1-0)

1997

9-2	Florida	(1-0-0)
9-8	Florida	(2-0-0)
9-15	Florida	(2-0-0)
9-22	Florida	(3-0-0)
9-29	Florida	(4-0-0)
10-6	Florida	(5-0-0)
10-13	Penn St.	(5-0-0) (2)
10-20	Nebraska	(6-0-0) (2)
10-27	Nebraska	(7-0-0)
11-3	Nebraska	(8-0-0)
11-10	Florida St.	(9-0-0) (2)
11-17	Florida St.	(10-0-0)
11-24	Michigan	(11-0-0) (2)
12-1	Michigan	(11-0-0)
12-8	Michigan	(11-0-0)
1-3	Nebraska	(13-0-0) (2)

1998

9-7	Ohio St.	(1-0-0)
9-14	Ohio St.	(2-0-0)
9-21	Ohio St.	(3-0-0)
9-28	Ohio St.	(3-0-0)
10-5	Ohio St.	(4-0-0)
10-12	Ohio St.	(5-0-0)
10-19	Ohio St.	(6-0-0)
10-26	Ohio St.	(7-0-0)
11-2	Ohio St.	(8-0-0)
11-9	Tennessee (8-0-0) (3) & Kansas St.	(9-0-0) (2)
11-16	Kansas St.	(10-0-0)
11-23	Kansas St.	(11-0-0)
11-30	Kansas St.	(11-0-0)
12-7	Tennessee	(12-0-0) (2)
1-5	Tennessee	(13-0-0)

1999

8-30	Florida St.	(1-0-0)
9-6	Florida St.	(1-0-0)
9-13	Florida St.	(2-0-0)
9-20	Florida St.	(3-0-0)
9-27	Florida St.	(4-0-0)
10-4	Florida St.	(5-0-0)
10-11	Florida St.	(6-0-0)
10-18	Florida St.	(7-0-0)
10-25	Florida St.	(8-0-0)
11-1	Florida St.	(9-0-0)
11-8	Florida St.	(9-0-0)
11-15	Florida St.	(10-0-0)
11-22	Florida St.	(11-0-0)
11-29	Florida St.	(11-0-0)
12-6	Florida St.	(11-0-0)
1-5	Florida St.	(12-0-0)

2000

8-28	Nebraska	(0-0-0)
9-4	Nebraska	(1-0-0)
9-11	Nebraska	(2-0-0)

9-18	Nebraska	(2-0-0)
9-25	Nebraska	(3-0-0)
10-2	Nebraska	(4-0-0)
10-9	Nebraska	(5-0-0)
10-16	Nebraska	(6-0-0)
10-23	Nebraska	(7-0-0)
10-30	Oklahoma	(7-0-0)
11-6	Oklahoma	(8-0-0)
11-13	Oklahoma	(9-0-0)
11-20	Oklahoma	(10-0-0)
11-27	Oklahoma	(11-0-0)
12-4	Oklahoma	(12-0-0)
1-5	Oklahoma	(13-0-0)

2001

8-27	Florida	(0-0-0)
9-2	Florida	(1-0-0)
9-9	Miami (Fla.)	(2-0-0)
9-23	Miami (Fla.)	(2-0-0)
9-30	Miami (Fla.)	(3-0-0)
10-7	Florida	(4-0-0)
10-14	Miami (Fla.)	(5-0-0)
10-21	Miami (Fla.)	(6-0-0)
10-28	Miami (Fla.)	(7-0-0)
11-4	Miami (Fla.)	(7-0-0)
11-11	Nebraska	(8-0-0)
11-18	Miami (Fla.)	(9-0-0)
11-24	Miami (Fla.)	(10-0-0)
12-2	Miami (Fla.)	(11-0-0)
12-8	Miami (Fla.)	(11-0-0)
1-4	Miami (Fla.)	(12-0-0)

2002

8-26	Miami (Fla.)	(0-0-0)
9-2	Miami (Fla.)	(1-0-0)
9-9	Miami (Fla.)	(2-0-0)
9-16	Miami (Fla.)	(3-0-0)
9-23	Miami (Fla.)	(4-0-0)
9-30	Miami (Fla.)	(4-0-0)
10-7	Miami (Fla.)	(5-0-0)
10-14	Miami (Fla.)	(6-0-0)
10-21	Miami (Fla.)	(6-0-0)
10-28	Miami (Fla.)	(7-0-0)
11-4	Oklahoma	(8-0-0) (2)
11-11	Miami (Fla.)	(9-0-0) (2)
11-18	Miami (Fla.)	(9-0-0)
11-25	Miami (Fla.)	(10-0-0)
12-2	Miami (Fla.)	(11-0-0)
12-9	Miami (Fla.)	(12-0-0)
1-4	Ohio St.	(14-0-0) (2)

2003

8-25	Oklahoma	(0-0-0)
9-1	Oklahoma	(1-0-0)
9-8	Oklahoma	(2-0-0)
9-15	Oklahoma	(3-0-0)
9-22	Oklahoma	(4-0-0)
9-29	Oklahoma	(4-0-0)
10-6	Oklahoma	(5-0-0)
10-13	Oklahoma	(6-0-0)
10-20	Oklahoma	(7-0-0)
10-27	Oklahoma	(8-0-0)
11-3	Oklahoma	(9-0-0)
11-10	Oklahoma	(10-0-0)
11-17	Oklahoma	(11-0-0)
11-24	Oklahoma	(12-0-0)
12-1	Oklahoma	(12-0-0)
12-8	Southern California	(11-1-0) (2)
1-5	LSU	(13-1-0) (2)

2003 USA Today/ESPN Week-by-Week Polls

Team	Pre	A25	S1	S8	S15	S22	S29	O6	O13	O20	O27	N3	N10	N17	N24	D1	D8	J5
Oklahoma	1	1	1	1	1	1	1	1	1	1	1	1	1	1	1	1	3	3
Ohio St.	2	2	2	3	4	4	3	3	8	8	7	6	4	4	7	7	6	4
Miami (Fla.)	3	3	3	2	2	2	2	2	2	2	2	7	14	13	10	10	9	5
Texas	4	4	4	5	13	13	13	11	20	18	16	11	7	7	6	6	5	11
Kansas St.	5	5	6	6	6	16	14	21	NR	NR	NR	NR	25	18	15	13	10	13
Auburn	6	6	19	NR	NR	NR	NR	NR	25	21	NR	NR	NR	NR	NR	NR	NR	NR
Michigan	7	7	7	7	5	10	11	19	17	15	12	8	5	5	4	4	4	7
Southern																		
California	8	8	5	4	3	3	10	9	4	4	3	2	2	2	2	2	1	2
Georgia	9	9	8	8	7	12	12	10	5	5	4	9	6	6	5	5	11	6
Virginia Tech	10	10	9	9	8	5	4	4	3	3	11	5	12	12	20	NR	NR	NR
Pittsburgh	11	12	12	12	11	19	18	16	NR	NR	23	21	16	21T	21	NR	NR	NR
Florida St.	12	11	10	10	9	6	5	5	7	7	5	3	11	10	9	9	8	10
Maryland	13	14	NR	NR	NR	NR	NR	NR	NR	NR	NR	NR	NR	NR	NR	25	24	20
North																		
Carolina St.	14	13	11	22	NR	NR	NR	NR	NR	NR	NR	NR	NR	NR	NR	NR	NR	NR
LSU	15	15	13	11	10	7	6	6	10	9	8	4	3	3	3	3	2	1
Tennessee	16	16	14	13	12	8	7	14	22	22	18	17	13	11	8	8	7	16
Virginia	17	17	15	NR	NR	NR	NR	24	NR	NR	NR	NR	NR	NR	NR	NR	NR	NR
Notre Dame	18	18	16	14	23	NR	NR	NR	NR	NR	NR	NR	NR	NR	NR	NR	NR	NR
Washington	19	19	NR	24	21	18	17	NR	NR	NR	NR	NR	NR	NR	NR	NR	NR	NR
Wisconsin	20	20	17	15	NR	NR	NR	22	12	17	NR	NR	NR	NR	NR	NR	NR	NR
Florida	21	21	18	20	17	25	24	NR	NR	25	21	19	18	14	11	16	17	25
Purdue	22	22	20	NR	NR	NR	23	20	15	10	17	14	10	16	13	12	13	19
Arizona St.	23	23	21	16	16	24	NR	NR	NR	NR	NR	NR	NR	NR	NR	NR	NR	NR
Oklahoma St.	24	24	NR	NR	NR	NR	NR	NR	24	19	15	22	NR	24	24	22	22	NR
Colorado St.	25T	NR	NR	NR	NR	NR	NR	NR	NR	NR	NR	NR	NR	NR	NR	NR	NR	NR
Penn St.	25T	NR	25	NR	NR	NR	NR	NR	NR	NR	NR	NR	NR	NR	NR	NR	NR	NR
Iowa	NR	25	23	19	14	9	19	15	9	16	14	10	20	17	12	11	12	8
Colorado	NR	NR	22	17	NR	NR	NR	NR	NR	NR	NR	NR	NR	NR	NR	NR	NR	NR
Nebraska	NR	NR	24	18	15	11	8	7	14	11	9	16	15	23	23	21	21	18
Wake Forest	NR	NR	NR	21	NR	NR	NR	NR	NR	NR	NR	NR	NR	NR	NR	NR	NR	NR
TCU	NR	NR	NR	23	19	17	21	17	13	13	13	12	9	9	17	19	19	24
Texas A&M	NR	NR	NR	25	20	NR	NR	NR	NR	NR	NR	NR	NR	NR	NR	NR	NR	NR
Arkansas	NR	NR	NR	NR	18	14	9	8	11	20	NR	NR	NR	NR	NR	NR	NR	NR
Oregon	NR	NR	NR	NR	22	15	22	NR	NR	NR	NR	NR	NR	NR	NR	NR	NR	NR
Minnesota	NR	NR	NR	NR	24	20	16	13	19	24	19	18	17	21T	22	20	20	17
Washington St.	NR	NR	NR	NR	25	21	15	12	6	6	6	13	8	8	14	14	14	9
Northern Ill.	NR	NR	NR	NR	NR	22	20	18	16	14	22	23	21	NR	NR	NR	NR	NR
Missouri	NR	NR	NR	NR	NR	23	NR	NR	NR	NR	24	NR	NR	NR	NR	NR	NR	NR
Air Force	NR	NR	NR	NR	NR	NR	25	NR	NR	NR	NR	NR	NR	NR	NR	NR	NR	NR
Michigan St.	NR	NR	NR	NR	NR	NR	NR	23	18	12	10	15	22	NR	NR	NR	NR	NR
Oregon St.	NR	NR	NR	NR	NR	NR	NR	25	21	NR	NR	NR	NR	NR	NR	NR	NR	NR
Texas Tech	NR	NR	NR	NR	NR	NR	NR	NR	23	NR	NR	NR	NR	NR	NR	NR	NR	NR
Utah	NR	NR	NR	NR	NR	NR	NR	NR	NR	23	NR	NR	NR	NR	NR	NR	25	21
Bowling Green	NR	NR	NR	NR	NR	NR	NR	NR	NR	NR	20	20	NR	25	25	23	NR	23
Louisville	NR	NR	NR	NR	NR	NR	NR	NR	NR	NR	25	25	NR	NR	NR	NR	NR	NR
Mississippi	NR	NR	NR	NR	NR	NR	NR	NR	NR	NR	NR	24	19	15	19	18	18	14
Boise St.	NR	NR	NR	NR	NR	NR	NR	NR	NR	NR	NR	NR	23	20	18	17	16	15
Miami (Ohio)	NR	NR	NR	NR	NR	NR	NR	NR	NR	NR	NR	NR	24	19	16	15	15	12
West Virginia	NR	NR	NR	NR	NR	NR	NR	NR	NR	NR	NR	NR	NR	NR	NR	24	23	NR
Clemson	NR	NR	NR	NR	NR	NR	NR	NR	NR	NR	NR	NR	NR	NR	NR	NR	NR	22

USA Today/ESPN Preseason No. 1 Teams

(Since 1993)

- Year Team+
- 1993 Florida St.+
- 1994 Florida
- 1995 Florida St.
- 1996 Nebraska
- 1997 Florida
- 1998 Ohio St.
- 1999 Florida St.+
- 2000 Nebraska
- 2001 Florida
- 2002 Miami (Fla.)
- 2003 Oklahoma

+Indicates eventual national champion.

USA Today/ESPN Final Polls (Coaches)

Took over as coaches poll in 1991. (Cable News Network, 1982-96; ESPN 1997-present)

1982

Team

- Penn St.
- Southern Methodist
- Nebraska
- Georgia
- UCLA
- Arizona St.
- Pittsburgh
- Arkansas
- Clemson
- Washington
- LSU
- Florida St.
- Ohio St.
- Southern California
- Oklahoma
- Auburn
- West Virginia
- Maryland
- North Carolina
- Texas
- Michigan
- Alabama
- Tulsa
- Iowa
- Florida

1983

Team

- Miami (Fla.)
- Auburn
- Nebraska
- Georgia
- Texas
- Brigham Young
- Michigan
- Ohio St.
- Florida
- Clemson
- Illinois
- Southern Methodist
- Alabama
- Air Force
- West Virginia
- Iowa
- Tennessee
- UCLA
- Pittsburgh
- Penn St.
- Oklahoma
- Boston College
- Oklahoma St.
- Maryland
- East Caro.

1984

Team

- Brigham Young
- Washington
- Florida
- Nebraska
- Oklahoma
- Boston College
- Oklahoma St.
- Southern Methodist
- Maryland
- South Carolina
- Southern California
- UCLA
- LSU
- Ohio St.
- Auburn
- Miami (Fla.)
- Florida St.
- Virginia
- Kentucky
- Iowa
- West Virginia
- Army
- Georgia
- Air Force
- Notre Dame

1985

Team

- Oklahoma
- Penn St.
- Michigan
- Tennessee
- Florida
- Miami (Fla.)
- Air Force
- Texas A&M
- UCLA
- Iowa
- Nebraska
- Alabama
- Ohio St.
- Florida St.
- Arkansas
- Brigham Young
- Maryland
- Georgia Tech
- Baylor
- Auburn
- LSU
- Army
- Fresno St.
- Georgia
- Oklahoma St.

1986

Team

- Penn St.
- Miami (Fla.)
- Oklahoma
- Nebraska
- Arizona St.
- Ohio St.
- Auburn
- Michigan
- Alabama
- LSU
- Arizona
- Texas A&M
- UCLA
- Baylor
- Boston College
- Iowa
- Arkansas
- Clemson
- Washington
- Virginia Tech
- Florida St.
- Stanford
- Georgia
- North Carolina St.
- San Diego St.

1987

Team

- Miami (Fla.)
- Florida St.
- Oklahoma
- Syracuse
- Nebraska
- LSU
- Auburn
- Michigan St.
- Texas A&M
- UCLA
- Clemson
- Oklahoma St.
- Georgia
- Tennessee
- Iowa
- Notre Dame
- Southern California
- South Carolina
- Michigan
- Texas
- Pittsburgh
- Indiana
- Penn St.
- Ohio St.
- Alabama

1988

Team

- Notre Dame
- Miami (Fla.)
- Florida St.
- UCLA
- Michigan
- West Virginia
- Southern California
- Nebraska
- Auburn
- Clemson
- Oklahoma St.
- Syracuse
- Oklahoma
- Arkansas
- Washington St.
- Georgia
- Alabama
- North Carolina St.
- Houston
- Indiana
- Wyoming
- LSU
- Colorado
- Southern Miss.
- Brigham Young

1989

Team

- Miami (Fla.)
- Notre Dame
- Florida St.
- Colorado
- Tennessee
- Auburn
- Southern California
- Michigan
- Alabama
- Illinois
- Nebraska
- Clemson
- Arkansas
- Houston
- Penn St.
- Virginia
- Michigan St.
- Texas Tech
- Pittsburgh
- Texas A&M
- West Virginia
- Brigham Young
- Syracuse
- Ohio St.
- Washington

1990

Team

- Colorado
- Georgia Tech
- Miami (Fla.)
- Florida St.
- Washington
- Notre Dame
- Tennessee
- Michigan
- Clemson
- Texas
- Penn St.
- Houston
- Florida
- Louisville
- Michigan St.
- Texas A&M
- Oklahoma
- Iowa
- Auburn
- Brigham Young
- Mississippi
- Southern California
- Nebraska
- Illinois
- Virginia

1991

Team

- Washington
- Miami (Fla.)
- Penn St.
- Florida St.
- Alabama
- Michigan
- California
- Florida
- East Caro.
- Iowa
- Syracuse
- Notre Dame
- Texas A&M
- Oklahoma
- Tennessee
- Nebraska
- Clemson
- UCLA
- Georgia
- Colorado
- Tulsa
- Stanford
- Brigham Young
- Air Force
- North Carolina St.

1992

Team

- Alabama
- Florida St.
- Miami (Fla.)
- Notre Dame
- Michigan
- Texas A&M
- Syracuse
- Georgia
- Stanford
- Washington
- Florida
- Tennessee
- Colorado
- Nebraska
- North Carolina St.
- Mississippi
- Washington St.
- North Carolina
- Ohio St.
- Hawaii
- Boston College
- Fresno St.
- Kansas
- Penn St.
- Wake Forest

1993

Team

- Florida St.
- Notre Dame
- Nebraska
- Florida
- Wisconsin
- West Virginia
- Penn St.
- Texas A&M
- Arizona
- Ohio St.
- Tennessee
- Boston College
- Alabama
- Oklahoma
- Miami (Fla.)
- Colorado
- UCLA
- Kansas St.
- Michigan
- Virginia Tech
- North Carolina
- Clemson
- Louisville
- California
- Southern California

1994

Team

- Nebraska
- Penn St.
- Colorado
- Alabama
- Florida St.
- Miami (Fla.)
- Florida
- Utah
- Ohio St.
- Brigham Young
- Oregon
- Michigan
- Virginia
- Colorado St.
- Southern California
- Kansas St.
- North Carolina St.
- Tennessee
- Washington St.
- Arizona
- North Carolina
- Boston College
- Texas
- Virginia Tech
- Mississippi St.

1995

Team

- Nebraska
- Tennessee
- Florida
- Colorado
- Florida St.
- Kansas St.
- Northwestern
- Ohio St.
- Virginia Tech
- Kansas
- Southern California
- Penn St.
- Notre Dame
- Texas
- Texas A&M
- Syracuse
- Virginia
- Oregon
- Michigan
- Texas Tech
- Auburn
- Iowa
- East Caro.
- Toledo
- LSU

1996

Team (Record)

- Florida (12-1)
- Ohio St. (11-1)
- Florida St. (11-1)
- Arizona St. (11-1)
- Brigham Young (14-1)
- Nebraska (11-2)
- Penn St. (11-2)
- Colorado (10-2)
- Tennessee (10-2)
- North Carolina (10-2)
- Alabama (10-3)
- Virginia Tech (10-2)
- LSU (10-2)
- Miami (Fla.) (9-3)
- Washington (9-3)
- Northwestern (9-3)
- Kansas St. (9-3)
- Iowa (9-3)
- Syracuse (9-3)
- Michigan (8-4)
- Notre Dame (8-3)
- Wyoming (10-2)
- Texas (8-5)
- Army (10-2)
- Auburn (8-4)

1997

Team (Record)

- Nebraska (13-0)
- Michigan (12-0)
- Florida St. (11-1)
- North Carolina (11-1)
- UCLA (10-2)
- Florida (10-2)
- Kansas St. (11-1)
- Tennessee (11-2)
- Washington St. (10-2)
- Georgia (10-2)
- Auburn (10-3)
- Ohio St. (10-3)
- LSU (9-3)
- Arizona St. (9-3)
- Purdue (9-3)
- Colorado St. (11-2)
- Penn St. (9-3)
- Washington (8-4)
- Southern Miss. (9-3)
- Syracuse (9-4)
- Texas A&M (9-4)
- Mississippi (8-4)
- Missouri (7-5)
- Oklahoma St. (8-4)
- Air Force (10-3)

1998

Team (Record)

- Tennessee (13-0)
- Ohio St. (11-1)
- Florida St. (11-2)
- Arizona (12-1)
- Wisconsin (11-1)
- Florida (10-2)
- Tulane (12-0)
- UCLA (10-2)
- Kansas St. (11-2)
- Air Force (12-1)
- Georgia Tech (10-2)
- Michigan (10-3)
- Texas A&M (11-3)
- Georgia (9-3)
- Penn St. (9-3)
- Texas (9-3)
- Arkansas (9-3)
- Virginia (9-3)
- Virginia Tech (9-3)
- Nebraska (9-4)
- Miami (Fla.) (9-3)
- Notre Dame (9-3)
- Purdue (9-4)
- Syracuse (8-4)
- Missouri (8-4)

1999

Team (Record)

- Florida St. (12-0)
- Nebraska (12-1)
- Virginia Tech (11-1)
- Wisconsin (10-2)
- Michigan (10-2)
- Kansas St. (11-1)
- Michigan St. (10-2)
- Alabama (10-3)
- Tennessee (9-3)
- Marshall (13-0)
- Penn St. (10-3)
- Mississippi St. (10-2)
- Southern Miss. (9-3)
- Florida (9-4)
- Miami (Fla.) (9-4)
- Georgia (8-4)
- Minnesota (8-4)
- Oregon (9-3)
- Arkansas (8-4)
- Texas A&M (8-4)
- Georgia Tech (8-4)
- Mississippi (8-4)
- Texas (9-5)
- Stanford (8-4)
- Illinois (8-4)

2000**Team (Record)**

- Oklahoma (13-0)
- Miami (Fla.) (11-1)
- Washington (11-1)
- Florida St. (11-2)
- Oregon St. (11-1)
- Virginia Tech (11-1)
- Nebraska (10-2)
- Kansas St. (11-3)
- Oregon (10-2)
- Michigan (9-3)
- Florida (10-3)
- Texas (9-3)
- Purdue (8-4)
- Clemson (9-3)
- Colorado St. (10-2)
- Notre Dame (9-3)
- Georgia (8-4)
- TCU (10-2)
- Georgia Tech (9-3)
- Auburn (9-4)
- South Carolina (8-4)
- Mississippi St. (8-4)
- Iowa St. (9-3)
- Wisconsin (9-4)
- Tennessee (8-4)

2001**Team (Record)**

- Miami (Fla.) (12-0)
- Oregon (11-1)
- Florida (10-2)
- Tennessee (11-2)
- Texas (11-2)
- Oklahoma (11-2)
- Nebraska (11-2)
- LSU (10-3)
- Colorado (10-3)
- Maryland (10-2)
- Washington St. (10-2)
- Illinois (10-2)
- South Carolina (9-3)
- Syracuse (10-3)
- Florida St. (8-4)
- Louisville (11-2)
- Stanford (9-3)
- Virginia Tech (8-4)
- Washington (8-4)
- Michigan (8-4)
- Marshall (11-2)
- Toledo (10-2)
- Boston College (8-4)
- Brigham Young (12-2)
- Georgia (8-4)

2002**Team (Record)**

- Ohio St. (14-0)
- Miami (Fla.) (12-1)
- Georgia (13-1)
- Southern California (11-2)
- Oklahoma (12-2)
- Kansas St. (11-2)
- Texas (11-2)
- Iowa (11-2)
- Michigan (10-3)
- Washington St. (10-3)
- North Carolina St. (11-3)
- Boise St. (12-1)
- Maryland (11-3)
- Virginia Tech (10-4)
- Penn St. (9-4)
- Auburn (9-4)
- Notre Dame (10-3)
- Pittsburgh (9-4)
- Marshall (11-2)
- West Virginia (9-4)
- Colorado (9-5)
- TCU (10-2)
- Florida St. (9-5)
- Florida (8-5)
- Virginia (9-5)

2003**Team (Record)**

- LSU (13-1)
- Southern California (12-1)
- Oklahoma (12-2)
- Ohio St. (11-2)
- Miami (Fla.) (11-2)
- Georgia (11-3)
- Michigan (10-3)
- Iowa (10-3)
- Washington St. (10-3)
- Florida St. (10-3)
- Texas (10-3)
- Miami (Ohio) (13-1)
- Kansas St. (11-4)
- Mississippi (10-3)
- Boise St. (13-1)
- Tennessee (10-3)
- Minnesota (10-3)
- Nebraska (10-3)
- Purdue (9-4)
- Maryland (10-3)
- Utah (10-2)
- Clemson (9-4)
- Bowling Green (11-3)
- TCU (11-2)
- Florida (8-5)

BOWL COALITION, ALLIANCE AND BOWL CHAMPIONSHIP SERIES HISTORY

BOWL COALITION

The history of the College Football Bowl Coalition began in 1992 and lasted for three years through the 1994 season. The Bowl Coalition featured four games - the Orange, Sugar, Cotton and Fiesta Bowls - with conference champions locked into the Orange (Big Eight), Sugar (Southeastern) and Cotton (Southwest) Bowls and the Fiesta Bowl pairing two at-large teams.

The Fiesta Bowl had the ability to select one Coalition-eligible team, that was not a conference champion, before the national selection date. The original Coalition also involved champions from the Big East and Atlantic Coast Conferences, as well as Notre Dame.

Selections were made on the basis of how the champions of the Big Eight, Southeastern and Southwest Conferences finished in the final regular-season poll, which was a combination of the Associated Press and CNN/USA Today rankings. All selections were made by the Coalition as a group on the first Sunday in December following the final weekend of the regular season.

All teams had to have at least six wins against Division I-A opponents and Notre Dame was guaranteed a spot with seven wins and could still qualify with six wins given mutual agreement between the bowls.

There were 56 Division I-A members that were members of the original Coalition, which also included original involvement with the Gator and Hancock Bowls. The remainder of the bowls remained in place, many with predetermined conference tie-ins. A second layer of bowls eventually was identified and came to be known as the Tier Two bowls.

BOWL COALITION (1992-94)

1992 SEASON

SUGAR BOWL

Alabama 34, Miami (Fla.) 13

(Had first selection, but had automatic matchup between SEC champion Alabama, which was ranked No. 2 in final regular-season AP poll, against Big East champion Miami (Florida), which was ranked No. 1.)

COTTON BOWL

Notre Dame 28, Texas A&M 3

(Has second selection based on SWC champion Texas A&M being ranked No. 4 at end of regular season and chose at-large selection Notre Dame.)

ORANGE BOWL

Florida St. 27, Nebraska 14

(Had third selection based on Big Eight champion Nebraska being ranked No. 11 at end of regular season and chose ACC champion Florida State.)

FIESTA BOWL

Syracuse 26, Colorado 22

(Had fourth selection and chose at-large selection Syracuse and at-large selection Colorado.)

1993 SEASON

ORANGE BOWL

Florida St. 18, Nebraska 14

(Had first selection, but had automatic matchup between Big Eight champion Nebraska, which was ranked No. 1 in final regular-season coalition poll, against ACC champion Florida State, which was ranked No. 2.)

SUGAR BOWL

Florida 41, West Virginia 7

(Had second selection based on Big East champion West Virginia being ranked No. 3 at end of regular season and chose SEC champion Florida.)

COTTON BOWL

Notre Dame 24, Texas A&M 21

(Had third selection based on SWC champion Texas A&M being ranked No. 7 at end of regular season and chose at-large selection Notre Dame.)

FIESTA BOWL

Arizona 29, Miami (Fla.) 0

(Had fourth selection and chose at-large selection Miami (Florida) and also picked at-large Arizona.)

1994 SEASON

ORANGE BOWL

Nebraska 24, Miami (Fla.) 17

(Had first selection based on Big Eight champion Nebraska being ranked No. 1 at end of regular season in coalition poll and chose Big East champion Miami [Florida].)

SUGAR BOWL

Florida St. 23, Florida 17

(Had second selection based on SEC champion Florida being ranked No. 5 and chose ACC champion Florida State.)

COTTON BOWL

Southern California 55, Texas Tech 14

(Had third selection based on SWC champion Texas Tech being unranked and chose at-large Southern California.)

FIESTA BOWL

Colorado 41, Notre Dame 24

(Had fourth selection and chose at-large Notre Dame and at-large Colorado.)

BOWL ALLIANCE

The Bowl Alliance lasted three seasons, 1995 through 1997, and involved three games - the Fiesta, Orange and Sugar Bowls. A predetermined rotation created a situation in which each year a different bowl had the first two choices, while a second bowl chose third and fifth and the third bowl chose fourth and sixth.

Conferences that were a part of the Alliance were the Big 12, Atlantic Coast, Big East and Southeastern, leaving two at-large slots.

The most noteworthy change from the Coalition to the Alliance was the elimination of the conference tie-ins which had been in existence for years. The goal was to provide the best opportunity to match the top two teams and provide the greatest flexibility in creating the postseason matchups between Alliance partners.

In 1995, the first season of the Alliance, there was only one at-large position since the merger of the Big Eight and Southwest Conferences into the Big 12 had not yet taken place, providing five guaranteed conference champions that season.

Notre Dame was guaranteed the at-large slot in 1995 by finishing in the top ten of either the Associated Press or CNN/USA Today poll.

BOWL ALLIANCE (1995-97)**1995 SEASON****FIESTA BOWL**

Nebraska 62, Florida 24

(Had first and second selections and picked Big Eight champion Nebraska, which was ranked No. 1 in the regular-season AP poll, against SEC champion Florida, which was ranked No. 2. This pick was required through mandatory No. 1 vs. No. 2 matchup rules.)

ORANGE BOWL

Florida St. 31, Notre Dame 26

(Had third and fifth selections and picked ACC champion Florida State against at-large Notre Dame.)

SUGAR BOWL

Virginia Tech 28, Texas 10

(Had fourth and sixth selections and picked Big East champion Virginia Tech against SWC champion Texas.)

1996 SEASON**SUGAR BOWL**

Florida 52, Florida St. 20

(Had first and second selections and picked SEC champion Florida and ACC champion Florida State.)

FIESTA BOWL

Penn State 38, Texas 15

(Had third and fifth selections and picked at-large Penn State and Big 12 champion Texas.)

ORANGE BOWL

Nebraska 41, Virginia Tech 21

(Had fourth and sixth selections and picked at-large selection Nebraska and Big East champion Virginia Tech.)

1997 SEASON**ORANGE BOWL**

Nebraska 42, Tennessee 17

(Had first and second selections and picked Big 12 champion Nebraska and SEC champion Tennessee.)

SUGAR BOWL

Florida St. 31, Ohio St. 14

(Had third and fifth selections and picked ACC champion Florida State and at-large Ohio State.)

FIESTA BOWL

Kansas St. 35, Syracuse 18

(Had fourth and sixth selections and picked at-large Kansas State and Big East champion Syracuse.)

BOWL CHAMPIONSHIP SERIES

The Bowl Championship Series (BCS) was launched in 1998 to match the No. 1 and No. 2 teams in the BCS rankings in a bowl game to determine a national champion in the absence of NCAA-sponsored playoffs. The No. 1 vs. No. 2 game rotates between the Fiesta, Orange, Rose and Sugar Bowls.

Top-ranked Tennessee beat Florida State, 23-16, in the Fiesta Bowl to cap the first BCS year. Florida State returned to the title game again in 1999, this time appearing in the Sugar Bowl as the No. 1 team. The Seminoles upended Virginia Tech, 46-29.

In 2000, it was the Orange Bowl's turn to host the final game, and Florida State kept its streak of appearances alive. However, Oklahoma's defense ruled the evening as the Sooners won, 13-2.

In 2001, Miami (Florida) was the only unbeaten team in Division I-A through the regular season and earned the top spot in the BCS rankings. Nebraska edged Colorado for the second spot and joined the Hurricanes in the Rose Bowl. Miami exploded for 34 unanswered points in the first half on its way to a 37-14 triumph.

In 2002, Miami (Florida) again topped the BCS regular-season standings with a 2.93 mark and Ohio State was second at 3.97. However, the Buckeyes captured the No. 1 vs. No. 2 victory in the Fiesta Bowl, 31-24 in two overtimes, to take the national title.

In 2003, Oklahoma led the BCS rankings going in to the bowl games with a 5.11 mark, LSU was second at 5.99 and Southern California was third at 6.15. LSU captured the BCS title by defeating Oklahoma, 21-14, in the matchup of No. 1 against No. 2 in the Sugar Bowl. However, in the Associated Press (media) final poll, Southern California was voted No. 1 while LSU was No. 1 in the USA Today/ESPN (coaches) final poll.

NOTE: The NCAA football certification subcommittee has not enacted, adopted or otherwise approved of the process described below. The NCAA has no role in the selection of the institutions that participate in postseason bowl games and does not sponsor a Division I-A football championship.

2003 FINAL**BOWL CHAMPIONSHIP SERIES RANKINGS**

	Poll Avg.	Comp. Avg.	Sked Strength	Loss Record	Subtotal	Quality Win	Total
1. Oklahoma	3	1.17	11	1	5.61	-0.5	5.11
2. LSU	2	1.83	29	1	5.99		5.99
3. Southern California	1	2.67	37	1	6.15		6.15
4. Michigan	4	4.67	14	2	11.23	-0.6	10.63
5. Ohio St.	6.5	5.50	7	2	14.28		14.28
6. Texas	5	6.83	20	2	14.63	-0.1	14.53
7. Florida St.	8.5	6.83	15	2	17.93		17.93
8. Tennessee	6.5	9.50	46	2	19.84	-0.2	19.64
9. Miami (Fla.)	9.5	8.17	13	2	20.19	-0.4	19.79
10. Kansas St.	9	11.33	10	3	23.73	-1.0	22.73
11. Miami (Ohio)	14.5	6.00	68	1	24.22		24.22
12. Georgia	11	10.17	18	3	24.89	-0.3	24.59
13. Iowa	12.5	13.50	16	3	29.64	-0.7	28.94
14. Purdue	12.5	15.83	40	3	32.93		32.93
15. Florida	17	16.50	5	4	37.70	-0.9	36.80

EXPLANATION

Poll Average - Average of the AP Media Poll and USA Today/ESPN Coaches Poll. Others receiving votes calculated in order received.

Computer Average - Average of Anderson & Hester, Richard Billingsley, Colley Matrix, Kenneth Massey, New York Times, Jeff Sagarin's USA Today, and the Peter Wolfe rankings. The lowest (worst) computer ranking will be disregarded.

Schedule Rank - Rank of schedule strength compared to other Division I-A teams of actual games played divided by 25. This component is calculated by determining the cumulative won/loss records of the team's opponent (66 2/3 percent) and the cumulative won/loss records of the team's opponents' opponents (33 1/3 percent).

Losses - One point for each loss during the season.

Subtotal - The values from the four factors described above are added.

Quality Win Component - The quality win component will reward to varying degrees teams that defeat opponents ranked among the top 10 in the weekly standings. The bonus point scale will range from a high of 1.0 points for a win over the top ranked team to a low of 0.1 for a victory over the 10th-ranked BCS team. The BCS Standings at the end of the season will determine final quality win points. If a team registers a victory over a team more than once during the regular season, quality points will be awarded just once. Quality win points are based on the standings determined by the subtotal. The final standings are reconfigured to reflect the quality win point deduction.

Total - The value of the quality win component is subtracted from the subtotal.

Notes: 1. Teams on NCAA probation (i.e., not eligible for postseason competition) are not listed in the BCS standings. Teams with victories over teams on probation will receive appropriate quality win points. 2. The Nokia Sugar Bowl on January 4, 2004, was the host of the BCS national championship game and determined which team was presented the National Football Foundation and College Hall of Fame's MacArthur Trophy, awarded to college football's national champion since 1959.

BCS RESULTS FOR 2003-04:

- Sugar Bowl**—LSU 21, Oklahoma 14
- Fiesta Bowl**—Ohio St. 35, Kansas St. 28
- Orange Bowl**—Miami (Fla.) 16, Florida St. 14
- Rose Bowl**—Southern California 28, Michigan 14

2002 FINAL BOWL CHAMPIONSHIP SERIES RANKINGS

	Poll Avg.	Comp. Avg.	Sked Rank	Loss Record	Subtotal	Quality Win	Total
1. Miami (Fla.).....	1	1.17	0.76	0	2.93		2.93
2. Ohio St.	2	1.67	0.80	0	4.47	-0.5	3.97
3. Georgia4	3	3.17	0.20	1	8.37		8.37
4. Southern Cal.....5	4	3.67	0.04	2	10.71	-0.2	10.51
5. Iowa3	5	4.83	1.96	1	10.79		10.79
6. Washington St.7	7	7.00	0.84	2	16.84	-0.7	16.14
7. Oklahoma8	8	6.33	0.56	2	16.89	-0.1	16.79
8. Kansas St.6	6	10.67	2.16	2	20.83	-0.7	20.13
9. Notre Dame11.5	9	6.83	0.60	2	20.93		20.93
10. Texas9	10	9.50	0.88	2	21.38	-0.3	21.08
11. Michigan11.5	11	9.33	0.08	3	23.91		23.91
12. Penn St.10	12	13.33	0.64	3	26.97		26.97
13. Colorado14	13	15.17	0.40	4	33.57	-0.3	33.27
14. Florida St.16	14	13.83	0.12	4	33.95		33.95
15. West Virginia14	15	17.33	1.64	3	35.97		35.97

EXPLANATION

Poll Average - Average of the AP Media Poll and USA Today/ESPN Coaches Poll. Others receiving votes calculated in order received.
Computer Average - Average of Anderson & Hester, Richard Billingsley, Colley Matrix, Kenneth Massey, New York Times, Jeff Sagarin's USA Today, and the Peter Wolfe rankings. The lowest (worst) computer ranking will be disregarded.

Schedule Rank - Rank of schedule strength compared to other Division I-A teams of actual games played divided by 25. This component is calculated by determining the cumulative won/loss records of the team's opponent (66 2/3 percent) and the cumulative won/loss records of the team's opponents' opponents (33 1/3 percent).

Losses - One point for each loss during the season.

Subtotal - The values from the four factors described above are added.

Quality Win Component - The quality win component will reward to varying degrees teams that defeat opponents ranked among the top 10 in the weekly standings. The bonus point scale will range from a high of 1.0 points for a win over the top ranked team to a low of 0.1 for a victory over the 10th-ranked BCS team. The BCS Standings at the end of the season will determine final quality win points. If a team registers a victory over a team more than once during the regular season, quality points will be awarded just once. Quality win points are based on the standings determined by the subtotal. The final standings are reconfigured to reflect the quality win point deduction.

Total - The value of the quality win component is subtracted from the subtotal.

Notes: 1. Teams on NCAA probation (i.e., not eligible for postseason competition) are not listed in the BCS standings. Teams with victories over teams on probation will receive appropriate quality win points. 2. The Tostitos Fiesta Bowl on January 3, 2003, was the host of the BCS national championship game and determined which team was presented the National Football Foundation and College Hall of Fame's MacArthur Trophy, awarded to college football's national champion since 1959.

BCS RESULTS FOR 2002-03:

- Fiesta Bowl**—Ohio St. 31, Miami (Fla.) 24 (2 ot)
- Orange Bowl**—Southern California 38, Iowa 17
- Sugar Bowl**—Georgia 26, Florida St. 13
- Rose Bowl**—Oklahoma 34, Washington St. 14

2001 SEASON FINAL BCS RANKINGS

Rk	Team	AP	USA Today/ESPN	Poll Avg.	And. & Hester	AJC Colley	Bill.	Massey	Roth.	Sagar.	Scripps-How.	Wolfe	Comp. Avg.	Sched. Strength	Sched. Rank	Losses	Subtotal	Quality Win	Total
1.	Miami (Fla.).....	1	1	1.0	1	1	1	1	1	1	1	1	1.00	18	0.72	0	2.72	-0.1	2.62
2.	Nebraska.....4	4	4	4.0	2	2	2	3	2	3	2	2	2.17	14	0.56	1	7.73	-0.5	7.23
3.	Colorado.....3	3	3	3.0	4	5	4	4	5	5	5	3	4.50	2	0.08	2	9.58	-2.3	7.28
4.	Oregon.....2	2	2	2.0	3	3	3	2	8	7	6	7	4.83	31	1.24	1	9.07	-0.4	8.67
5.	Florida.....5	5	5	5.0	9	8	7	8	4	2	3	5	5.83	19	0.76	2	13.59	-0.5	13.09
6.	Tennessee.....8	8	8	8.0	5	4	8	6	7	8	7	4	6.17	3	0.12	2	16.29	-1.6	14.69
7.	Texas.....9	9	9	9.0	8	9	10	9	3	4	4	6	6.67	33	1.32	2	18.99	-1.2	17.79
8.	Illinois.....7	7	7	7.0	7	6	6	12	13	12	10	12	9.83	37	1.48	1	19.31	0.0	19.31
9.	Stanford.....11	11	11	11.0	6	7	11	5	9	9	8	8	7.83	22	0.88	2	21.71	-1.3	20.41
10.	Maryland.....6	6	6	6.0	14	10	5	10	11	11	14	11	11.17	78	3.12	1	21.29	0.0	21.29
11.	Oklahoma.....10	10	10	10.0	10	11	9	13	6	6	9	9	9.00	36	1.44	2	22.44	-0.9	21.54
12.	Washington St.13	13	13	13.0	12	12	12	7	10	10	11	10	10.83	42	1.68	2	27.51	-0.6	26.91
13.	LSU12	12	12	12.0	11	13	14	14	12	18	13	14	13.33	10	0.40	3	28.73	-1.0	27.73
14.	South Carolina14	14	14	14.0	20	19	19	17	17	23	23	17	19.17	40	1.60	3	37.77	0.0	37.77
15.	Washington21	20	20	20.5	13	15	15	11	16	25	17	13	14.83	21	0.84	3	39.17	-1.0	38.17

Key: AP (Associated Press poll); USA/ESPN (USA Today/ESPN coaches poll); Poll Avg. (Average of two polls); Bill (Richard Billingsley); Dunk (Dunkel Index); Mass (Kenneth Massey); NYT (New York Times); Roth (David Rothman); SAG (Jeff Sagarin); SH (Scripps-Howard); ST (Seattle Times); Comp Avg. (Computer Services Average); SSch (Schedule Strength); SRK (Schedule Rank); L (Losses).

EXPLANATION

Poll Average - Average of the AP Media Poll and USA Today/ESPN Coaches Poll. Others receiving votes calculated in order received.

Computer Average - Average of Anderson & Hester (And. & Hester), Atlanta Journal-Constitution Colley Matrix (AJC Colley), Richard Billingsley (Bill.), Kenneth Massey (Massey), David Rothman (Roth.), Jeff Sagarin's USA Today (Sagar.), Matthews/Scripps-Howard (Scripps-How.), and the Peter Wolfe (Wolfe) rankings. The computer component will be determined by averaging six rankings. The highest and the lowest will be disregarded.

Schedule Rank - Rank of schedule strength compared to other Division I-A teams of actual games played divided by 25. This component is calculated by determining the cumulative won/loss records of the team's opponent (66 2/3 percent) and the cumulative won/loss records of the team's opponents' opponents (33 1/3 percent).

Losses - One point for each loss during the season.

Subtotal – The values from the four factors described above are added.

Quality Win Component - The quality win component will reward to varying degrees teams that defeat opponents ranked among the top 15 in the weekly standings. The bonus point scale will range from a high of 1.5 points for a win over the top ranked team to a low of 0.1 for a victory over the 15th-ranked BCS team. The BCS Standings at the end of the season will determine final quality win points. If a team registers a victory over a team more than once during the regular season, quality points will be awarded just once. Quality win points are based on the standings determined by the subtotal. The final standings are reconfigured to reflect the quality win point deduction.

Total – The value of the quality win component is subtracted from the subtotal.

BCS RESULTS

Rose Bowl—Miami (Fla.) 37, Nebraska 14

Fiesta Bowl—Oregon 38, Colorado 16

Orange Bowl—Florida 56, Maryland 23

Sugar Bowl—LSU 47, Illinois 34

2000 SEASON

FINAL BCS RANKINGS

Rk	Team	AP	USA/ ESPN	Poll Avg.	Bill	Dunk	MASS	NYT	Roth	SAG	SH	ST	Comp. Avg.	SSch	SRk	L	TOTAL
1.	Oklahoma.....	1	1	1.0	1	3	2	3	1	3	2	1	1.86	11	0.44	0	3.30
2.	Florida St.....	3	3	3.0	2	1	1	1	2	1	1	3	1.29	2	0.08	1	5.37
3.	Miami (Fla.).....	2	2	2.0	3	2	3	2	3	2	3	4	2.57	3	0.12	1	5.69
4.	Washington.....	4	4	4.0	10	11	5	5	4	8	4	2	5.43	6	0.24	1	10.67
5.	Virginia Tech.....	5	6	5.5	5	5	4	4	7	5	7	6	5.14	14	0.56	1	12.20
6.	Oregon St.....	6	5	5.5	7	9	8	8	5	7	5	5	6.50	42	1.68	1	14.68
7.	Florida.....	7	7	7.0	4	4	7	6	9	6	6	7	5.71	1	0.04	2	14.75
8.	Nebraska.....	8	9	8.5	6	13	6	10	6	4	8	9	7.00	18	0.72	2	18.22
9.	Kansas St.....	9	11	10.0	8	12	11	12	8	9	11	12	10.14	29	1.16	3	24.30
10.	Oregon.....	11	8	9.5	12	17	14	15	11	14	9	8	11.86	24	0.96	2	24.32
11.	Notre Dame.....	10	10	10.0	14	15	15	8	12	16	10	10	12.07	25	1.00	2	25.07
12.	Texas.....	12	12	12.0	11	6	9	11	10	10	12	15	9.86	84	3.36	2	27.22
13.	Georgia Tech.....	17	15	16.0	9	8	10	7	14	11	13	11	9.86	44	1.76	2	29.62
14.	TCU.....	16	13	14.5	16	7	12	20	15	12	14	20	13.71	95	3.80	1	33.01
15.	Clemson.....	13	16	14.5	13	21	13	19	13	15	15	13	14.43	56	2.24	2	33.17

Key: AP (Associated Press poll); USA/ESPN (USA Today/ESPN coaches poll); Poll Avg. (Average of two polls); Bill (Richard Billingsley); Dunk (Dunkel Index); Mass (Kenneth Massey); NYT (New York Times); Roth (David Rothman); SAG (Jeff Sagarin); SH (Scripps-Howard); ST (Seattle Times); Comp Avg. (Computer Services Average); SSch (Schedule Strength); SRk (Schedule Rank); L (Losses).

BCS RESULTS

Orange Bowl—Oklahoma 13, Florida St. 2

Sugar Bowl—Miami (Fla.) 37, Florida 20

Fiesta Bowl—Oregon St. 41, Notre Dame 9

Rose Bowl—Washington 34, Purdue 34

1999 SEASON

FINAL BCS RANKINGS

Team	Total Score
1. Florida St.....	2.24
2. Virginia Tech.....	6.12
3. Nebraska.....	7.42
4. Alabama.....	12.11
5. Tennessee.....	13.71
6. Kansas St.....	15.23
7. Wisconsin.....	16.71
8. Michigan.....	18.08
9. Michigan St.....	19.11
10. Florida.....	23.06
11. Penn St.....	28.75
12. Marshall.....	31.15
13. Minnesota.....	33.61
14. Texas A&M.....	34.76
15. Texas.....	34.81

BCS RESULTS

SUGAR BOWL

Florida St. 46, Virginia Tech 29

(Had first and second selections and picked ACC champion Florida State and Big East champion Virginia Tech)

FIESTA BOWL

Nebraska 31, Tennessee 21

(Had third and fifth selections and selected Big 12 champion Nebraska and SEC Tennessee)

ORANGE BOWL

Michigan 35, Alabama 34 (ot)

(Had fourth and sixth selections and selected Big Ten Michigan and SEC champion Alabama)

ROSE BOWL

Wisconsin 17, Stanford 9

(Selected Big Ten champion Wisconsin and Pacific-10 champion Stanford)

1998 SEASON

FINAL BCS RANKINGS

Team	Total Score
1. Tennessee.....	3.47
2. Florida St.....	4.91
3. Kansas St.....	9.96
4. Ohio St.....	10.37
5. UCLA.....	10.90
6. Texas A&M.....	15.70
7. Arizona.....	16.49
8. Florida.....	19.95
9. Wisconsin.....	21.61
10. Tulane.....	26.67
11. Nebraska.....	29.06
12. Virginia.....	32.22
13. Arkansas.....	32.28
14. Georgia Tech.....	32.76
15. Syracuse.....	34.80

BCS RESULTS

FIESTA BOWL

Tennessee 23, Florida St. 16

(Had first and second selections and picked SEC champion Tennessee and ACC champion Florida State)

SUGAR BOWL

Ohio St. 24, Texas A&M 14

(Had third and fifth selections and picked Big Ten Ohio State and Big 12 champion Texas A&M)

ORANGE BOWL

Florida 31, Syracuse 10

(Had fourth and sixth selections and chose SEC Florida and Big East champion Syracuse)

ROSE BOWL

Wisconsin 38, UCLA 31

(Selected Big Ten Wisconsin and Pacific-10 champion UCLA)

Undeclared, Untied Teams

(Regular-Season Games Only)

Minimum of five games played against opponents above the high-school level. Subsequent bowl win is indicated by (†), a bowl loss by (‡) and a bowl tie by (§). Unscored-on teams are indicated by (•). Beginning in 2002, all postseason games were counted in won-lost records and statistics. However, undefeated, untied teams will continue for regular-season only with postseason results indicated.

(Note: Following are undefeated, untied teams in regular-season games not included with major colleges at the time—Centre, 1919 & 1921; Lafayette, 1921, 1926 & 1937; Wash. & Jeff., 1921; Marquette, 1923; Louisville, 1925; Centenary (La.), 1927; Memphis, 1938; San Jose St., 1939; Hardin-Simmons, 1940; Arizona, 1945; Pacific [Cal.], 1949; Fresno St., 1961; and San Diego St., 1966.) Beginning in 1996, tiebreaker procedures were in place for all Division IA games.

Year	College	Wins
1878	Princeton	.6
1882	Yale	.8
1883	Yale	.8
1885	Princeton	.9
1887	Yale	.9
1888	Yale	•13
1889	Princeton	.10
1890	Harvard	.11
1891	Yale	•13
1892	Minnesota	.5
	Purdue	.8
	Yale	•13
1893	Minnesota	.6
	Princeton	.11
1894	Pennsylvania	.12
	VMI	.5
	Yale	.16
1895	Pennsylvania	.14
1896	LSU	.6
1897	Pennsylvania	.15
1898	Harvard	.11
	Kentucky	•7
	Michigan	.10
	North Carolina	.9
1899	Kansas	.10
	Sewanee	.12
1900	Clemson	.6
	Texas	.6
	Tulane	•5
	Yale	.12
1901	Harvard	.12
	Michigan	†•10
	Wisconsin	.9
1902	Arizona	•5
	California	.8
	Michigan	.11
	Nebraska	•9
1903	Nebraska	.10
	Princeton	.11
1904	Auburn	.5
	Michigan	.10
	Minnesota	.13
	Pennsylvania	.12
	Pittsburgh	.10
	Vanderbilt	.9
1905	Chicago	.10
	Stanford	.8
	Yale	.10
1906	New Mexico St.	.5
	Washington St.	•6
	Wisconsin	.5
1907	Oregon St.	•6
1908	Kansas	.9
	LSU	.10
1909	Arkansas	.7
	Colorado	•6
	Washington	.7
	Yale	•10
1910	Colorado	.6
	Illinois	•7
	Pittsburgh	•9
	Washington	.6
1911	Colorado	.6
	Oklahoma	.8
	Utah St.	•5
	Washington	.7
1912	Harvard	.9
	Notre Dame	.7
	Penn St.	.8

Year	College	Wins
	Washington	.6
	Wisconsin	.7
1913	Auburn	.8
	Chicago	.7
	Harvard	.9
	Michigan St.	.7
	Nebraska	.8
	Notre Dame	.7
	Washington	.7
1914	Army	.9
	Illinois	.7
	Tennessee	.9
	Texas	.8
	Wash. & Lee	.9
1915	Colorado St.	.7
	Columbia	.5
	Cornell	.9
	Nebraska	.8
	Oklahoma	.10
	Pittsburgh	.8
	Washington	.7
	Washington St.	†6
1916	Army	.9
	Ohio St.	.7
	Pittsburgh	.8
	Tulsa	.10
1917	Denver	.9
	Georgia Tech	.9
	Pittsburgh	.9
	Texas A&M	•8
	Washington St.	.6
1918	Michigan	.5
	Oklahoma	.6
	Texas	.9
	Virginia Tech	.7
	Washington (Mo.)	.6
1919	Notre Dame	.9
	Texas A&M	•10
1920	Boston College	.8
	California	†8
	Notre Dame	.9
	Ohio St.	†7
	Southern California	.6
	Texas	.9
	VMI	.9
1921	California	§9
	Cornell	.8
	Iowa	.7
1922	California	.9
	Cornell	.8
	Drake	.7
	Iowa	.7
	Princeton	.8
	Tulsa	.7
1923	Colorado	.9
	Cornell	.8
	Illinois	.8
	Michigan	.8
	Southern Methodist	.9
	Yale	.8
1924	Notre Dame	.†9
1925	Alabama	.†9
	Dartmouth	.8
1926	Alabama	§9
	Stanford	§10
	Utah	.7
1927	(None)	
1928	Boston College	.9
	Detroit	.9
	Georgia Tech	.†9
1929	Notre Dame	.9
	Pittsburgh	.†9
	Purdue	.8
	Tulane	.9
	Utah	.7
1930	Alabama	.†9
	Notre Dame	.10
	Utah	.8
	Washington St.	.†9
1931	Tulane	†11
1932	Colgate	•9
	Michigan	.8
	Southern California	.†9
1933	Princeton	.9
1934	Alabama	.†9
	Minnesota	.8
1935	Minnesota	.8
	Princeton	.9
	Southern Methodist	†12
1936	(None)	
1937	Alabama	.†9

Year	College	Wins
	Colorado	†8
	Santa Clara	†8
1938	Duke	†•9
	Georgetown	.8
	Oklahoma	†10
	Tennessee	†10
	TCU	†10
	Texas Tech	†10
1939	Cornell	.8
	Tennessee	†•10
	Texas A&M	†10
1940	Boston College	†10
	Lafayette	.9
	Minnesota	.8
	Stanford	.†9
	Tennessee	†10
1941	Duke	.†9
	Duquesne	.8
	Minnesota	.8
1942	Tulsa	†10
1943	Purdue	.9
1944	Army	.9
	Ohio St.	.9
1945	Alabama	.†9
	Army	.9
	Oklahoma St.	.†8
1946	Georgia	†10
	Hardin-Simmons	†10
	UCLA	†10
1947	Michigan	.†9
	Notre Dame	.†9
	Penn St.	.9
1948	California	†10
	Clemson	†10
	Michigan	.9
1949	Army	.9
	California	†10
	Notre Dame	.10
	Oklahoma	†10
	Oklahoma	†10
	Princeton	.9
	Wyoming	.†9
1951	Maryland	.†9
	Michigan St.	.9
	Princeton	.9
	San Francisco	.9
	Tennessee	†10
1952	Georgia Tech	†11
	Michigan St.	.9
1953	Maryland	†10
1954	Ohio St.	.†9
	Oklahoma	.10
	UCLA	.9
1955	Maryland	†10
	Oklahoma	†10
1956	Oklahoma	.10
	Tennessee	†10
	Wyoming	.10
1957	Arizona St.	.10
	Auburn	.10
1958	LSU	†10
1959	Syracuse	†10
1960	New Mexico St.	†10
	Yale	.9
1961	Alabama	†10
	Rutgers	.9
1962	Dartmouth	.9
	Mississippi	.†9
	Southern California	†10
1963	Texas	†10
1964	Alabama	†10
	Arkansas	†10
	Princeton	.9
1965	Arkansas	†10
	Dartmouth	.9
	Michigan St.	†10
	Nebraska	†10
1966	Alabama	†10
1967	Wyoming	†10
1968	Ohio	†10
	Ohio St.	.†9
	Penn St.	†10
1969	Penn St.	†10
	San Diego St.	†10
	Texas	†10
	Toledo	†10
1970	Arizona St.	†10
	Dartmouth	.9
	Ohio St.	.†9
	Texas	†10
	Toledo	†11

Year	College	Wins	Year	College	Wins	Year	College	Wins
1971	Alabama	11	1980	Georgia	11	1994	West Virginia	11
	Michigan	11	1981	Clemson	11		Nebraska	12
	Nebraska	12	1982	Georgia	11		Penn St.	11
	Toledo	11	1983	Nebraska	12	1995	Florida	12
1972	Southern California	11		Texas	11		Nebraska	11
1973	Alabama	11	1984	Brigham Young	12	Beginning in 1996, tiebreaker system added.		
	Miami (Ohio)	10	1985	Bowling Green	11	1996	Arizona St.	11
	Notre Dame	10		Penn St.	11		Florida St.	11
	Penn St.	11	1986	Miami (Fla.)	11	1997	Michigan	12
1974	Alabama	11		Penn St.	11		Nebraska	13
	Oklahoma	11	1987	Miami (Fla.)	11	1998	Tennessee	12
1975	Arizona St.	11		Oklahoma	11		Tulane	11
	Arkansas St.	11		Syracuse	11	1999	Florida St.	11
	Ohio St.	11	1988	Notre Dame	11		Marshall	12
1976	Maryland	11		West Virginia	11		Virginia Tech	11
	Pittsburgh	11	1989	Colorado	11	2000	Oklahoma	13
	Rutgers	11	1990	(None)		2001	Miami (Fla.)	12
1977	Texas	11	1991	Miami (Fla.)	11	Beginning in 2002, postseason games included in won-lost records.		
1978	Penn St.	11		Washington	11	2002	Miami (Fla.) (12-1 overall record)	12
1979	Alabama	11	1992	Alabama	12		Ohio St. (14-0 overall record)	13
	Brigham Young	11		Miami (Fla.)	11	2003	(None)	
	Florida St.	11	1993	Texas A&M	12			
	McNeese St.	11		Auburn	11			
	Ohio St.	11		Nebraska	11			

The Spoilers

(From 1937 Season)

Following is a list of the spoilers of major-college teams that lost their perfect (undefeated, untied) record in their **final** game of the season, including a bowl game (in parentheses). Confrontations of two undefeated, untied teams at the time are in bold face. An asterisk (*) indicates the home team in a regular-season game, a dagger (†) indicates a neutral site.

Date	Spoiler	Victim	Score
1-1-38	California	Alabama (Rose)	13-0
1-1-38	Rice	Colorado (Cotton)	28-14
12-3-38	* Southern California	Notre Dame	13-0
1-2-39	Southern California	Duke (Rose)	7-3
1-2-39	Tennessee	Oklahoma (Orange)	17-0
1-2-39	St. Mary's (Cal.)	Texas Tech (Cotton)	20-13
12-2-39	* Duquesne	Detroit	tie 10-10
1-1-40	Southern California	Tennessee (Rose)	14-0
1-1-41	Boston College	Tennessee (Sugar)	19-13
1-1-42	Oregon St.	Duke (Rose)	20-16
11-27-43	* Great Lakes	Notre Dame	19-14
1-1-44	Southern California	Washington (Rose)	29-0
11-25-44	* Virginia	Yale	tie 6-6
1-1-47	Illinois	UCLA (Rose)	45-14
1-1-48	Southern Methodist	Penn St. (Cotton)	tie 13-13
11-27-48	† Navy	Army	tie 21-21
12-2-48	* Southern California	Notre Dame	tie 14-14
1-1-49	Northwestern	California (Rose)	20-14
1-2-50	Ohio St.	California (Rose)	17-14
12-2-50	† Navy	Army	14-2
1-1-51	Kentucky	Oklahoma (Sugar)	13-7
1-1-52	Maryland	Tennessee (Sugar)	28-13
11-22-52	Southern California	* UCLA	14-12
1-1-54	Oklahoma	Maryland (Orange)	7-0
1-2-56	Oklahoma	Maryland (Orange)	20-6
1-1-57	Baylor	Tennessee (Sugar)	13-7
11-28-64	* Southern California	Notre Dame	20-17
1-1-65	Texas	Alabama (Orange)	21-17
11-20-65	Dartmouth	* Princeton	28-14
1-1-66	UCLA	Michigan St. (Rose)	14-12
1-1-66	Alabama	Nebraska (Orange)	39-28
1-1-66	LSU	Arkansas (Cotton)	14-7
11-19-66	Notre Dame	* Michigan St.	tie 10-10
1-1-68	LSU	Wyoming (Sugar)	20-13
11-23-68	* Harvard	Yale	tie 29-29
12-27-68	Richmond	Ohio (Tangerine)	49-42
11-22-69	* Michigan	Ohio St.	24-12
11-22-69	* Princeton	Dartmouth	35-7
11-21-70	* Ohio St.	Michigan	20-9
1-1-71	Stanford	Ohio St. (Rose)	27-17
1-1-71	Notre Dame	Texas (Cotton)	24-11
1-1-72	Stanford	Michigan (Rose)	13-12
1-1-72	Nebraska	Alabama (Orange)	38-6

Date	Spoiler	Victim	Score
11-25-72	* Ohio St.	Michigan	14-11
11-24-73	Ohio St.	* Michigan	tie 10-10
12-31-73	Notre Dame	Alabama (Sugar)	24-23
11-23-74	* Ohio St.	Michigan	12-10
11-23-74	* Harvard	Yale	21-16
1-1-75	Notre Dame	Alabama (Orange)	13-11
1-1-76	UCLA	Ohio St. (Rose)	23-10
1-1-77	Houston	Maryland (Cotton)	30-21
11-19-77	* Delaware	Colgate	21-3
1-2-78	Notre Dame	Texas (Cotton)	38-10
1-1-79	Alabama	Penn St. (Sugar)	14-7
11-17-79	Harvard	* Yale	22-7
12-15-79	Syracuse	McNeese St. (Independence)	31-7
12-21-79	Indiana	Brigham Young (Holiday)	38-37
1-1-80	Southern California	Ohio St. (Rose)	17-16
1-1-80	Oklahoma	Florida St. (Orange)	24-7
1-1-83	Penn St.	Georgia (Sugar)	27-23
1-2-84	Georgia	Texas (Cotton)	10-9
1-2-84	Miami (Fla.)	Nebraska (Orange)	31-30
12-14-85	Fresno St.	Bowling Green (California)	51-7
1-1-86	Oklahoma	Penn St. (Orange)	25-10
1-2-87	Penn St.	Miami (Fla.) (Fiesta)	14-10
1-1-88	Auburn	Syracuse (Sugar)	tie 16-16
1-1-88	Miami (Fla.)	Oklahoma (Orange)	20-14
1-2-89	Notre Dame	West Virginia (Fiesta)	34-21
1-1-90	Notre Dame	Colorado (Orange)	21-6
1-1-93	Notre Dame	Texas A&M (Cotton)	28-3
1-1-93	Alabama	Miami (Fla.) (Sugar)	34-13
1-1-94	Florida St.	Nebraska (Orange)	18-16
1-1-94	Florida	West Virginia (Sugar)	41-7
1-2-96	Nebraska	Florida (Fiesta)	62-24
1-1-97	Ohio St.	Arizona St. (Rose)	20-17
1-2-97	Florida	Florida St. (Sugar)	52-20
1-4-00	Florida St.	Virginia Tech (Sugar)	46-29
1-4-00	Florida St.	Virginia Tech (Sugar)	46-29
1-3-03	Ohio St.	Miami (Fla.) (Fiesta)	31-24 (2 ot)

Streaks and Rivalries

Longest Winning Streaks

(Includes Bowl Games)

Wins	Team	Years	Ended by	Score
47	Oklahoma	1953-57	Notre Dame	7-0
39	Washington	1908-14	Oregon St.	0-0
37	Yale	1890-93	Princeton	6-0

Wins	Team	Years	Ended by	Score
37	Yale	1887-89	Princeton	10-0
35	Toledo	1969-71	Tampa	21-0
34	Miami (Fla.)	2000-03	Ohio St.	*31-24 (2ot)
34	Pennsylvania	1894-96	Lafayette	6-4
31	Oklahoma	1948-50	Kentucky	*13-7
31	Pittsburgh	1914-18	Cleveland Naval Reserve	10-9
31	Pennsylvania	1896-98	Harvard	10-0
30	Texas	1968-70	Notre Dame	*24-11
29	Miami (Fla.)	1990-93	Alabama	*34-13
29	Michigan	1901-03	Minnesota	6-6
28	Alabama	1991-93	Tennessee	17-17
28	Alabama	1978-80	Mississippi St.	6-3
28	Oklahoma	1973-75	Kansas	23-3
28	Michigan St.	1950-53	Purdue	6-0
26	Nebraska	1994-96	Arizona St.	19-0
26	Cornell	1921-24	Williams	14-7
26	Michigan	1903-05	Chicago	2-0
25	Brigham Young	1983-85	UCLA	27-24
25	San Diego St.	1965-67	Utah St.	31-25
25	Michigan	1946-49	Army	21-7
25	Army	1944-46	Notre Dame	0-0
25	Southern California	1931-33	Oregon St.	0-0
24	Princeton	1949-52	Pennsylvania	13-7
24	Minnesota	1903-05	Wisconsin	16-12
24	Nebraska	1901-04	Colorado	6-0
24	Yale	1894-95	Boston AC	0-0
24	Harvard	1890-91	Yale	10-0
24	Yale	1882-84	Princeton	0-0
23	Alabama	1991-92	#	
23	Notre Dame	1988-89	Miami (Fla.)	27-10
23	Nebraska	1970-71	UCLA	20-17
23	Penn St.	1968-70	Colorado	41-13
23	Tennessee	1937-39	Southern California	*14-0
23	Harvard	1901-02	Yale	23-0
22	Washington	1990-92	Arizona	16-3
22	Nebraska	1982-83	Miami (Fla.)	*31-30
22	Ohio St.	1967-69	Michigan	24-12
22	Arkansas	1963-65	LSU	*14-7
22	Harvard	1912-14	Penn St.	13-13
22	Yale	1904-06	Princeton	0-0
21	Arizona St.	1969-71	Oregon St.	24-18
21	San Diego St.	1968-70	Long Beach St.	27-11
21	Notre Dame	1946-48	Southern California	14-14
21	Minnesota	1933-36	Northwestern	6-0
21	Colorado	1908-12	Colorado St.	21-0
21	Pennsylvania	1903-05	Lafayette	6-6
21	Yale	1900-01	Army	5-5
21	Harvard	1898-99	Yale	0-0
20	Oklahoma	2000-01	Nebraska	20-10
20	UCLA	1997-98	Miami (Fla.)	49-45
20	Penn St.	1993-95	Wisconsin	17-9
20	Auburn	1993-94	Georgia	23-23
20	Oklahoma	1986-87	Miami (Fla.)	*20-14
20	Tennessee	1950-51	Maryland	*28-13
20	Texas A&M	1938-40	Texas	7-0
20	Notre Dame	1929-31	Northwestern	0-0
20	Alabama	1924-26	Stanford	*7-7
20	Iowa	1920-23	Illinois	9-6
20	Notre Dame	1919-21	Iowa	10-7

*Streak ended in bowl game. #Eight victories and one tie in 1993 forfeited by action of the NCAA Committee on Infractions.

Longest Unbeaten Streaks

(Includes Bowl Games; May Include Ties)

No.	Wins	Ties	Team	Years	Ended by	Score
63	59	4	Washington	1907-17	California	27-0
56	55	1	Michigan	1901-05	Chicago	2-0
50	46	4	California	1920-25	Olympic Club	15-0
48	47	1	Oklahoma	1953-57	Notre Dame	7-0
48	47	1	Yale	1885-89	Princeton	10-0
47	42	5	Yale	1879-85	Princeton	6-5
44	42	2	Yale	1894-96	Princeton	24-6
42	39	3	Yale	1904-08	Harvard	4-0
39	37	2	Notre Dame	1946-50	Purdue	28-14
37	37	0	Yale	1890-93	Princeton	6-0
37	36	1	Oklahoma	1972-75	Kansas	23-3
35	35	0	Toledo	1969-71	Tampa	21-0
35	34	1	Minnesota	1903-05	Wisconsin	16-12
34	34	0	Miami (Fla.)	2000-03	Ohio St.	31-24 (2ot)
34	34	0	Pennsylvania	1894-96	Lafayette	6-4

No.	Wins	Ties	Team	Years	Ended by	Score
34	33	1	Nebraska	1912-16	Kansas	7-3
34	32	2	Princeton	1884-87	Harvard	12-0
34	29	5	Princeton	1877-82	Harvard	1-0
33	31	2	Georgia Tech	1914-18	Pittsburgh	32-0
33	30	3	Tennessee	1926-30	Alabama	18-6
33	30	3	Harvard	1911-15	Cornell	10-0
32	31	1	Nebraska	1969-71	UCLA	20-17
32	31	1	Harvard	1898-00	Yale	28-0
32	30	2	Army	1944-47	Columbia	21-20
31	31	0	Oklahoma	1948-50	Kentucky	13-7
31	31	0	Pittsburgh	1914-18	Cleveland Naval..	10-9
31	31	0	Pennsylvania	1896-98	Harvard	10-0
31	30	1	Penn St.	1967-70	Colorado	41-13
31	30	1	San Diego St.	1967-70	Long Beach St.	27-11
31	29	2	Georgia Tech	1950-53	Notre Dame	27-14
30	30	0	Texas	1968-70	Notre Dame	24-11
30	28	2	Pennsylvania	1903-06	Swarthmore	4-0
30	25	5	Penn St.	1919-22	Navy	14-0
29	29	0	Miami (Fla.)	1990-93	Alabama	34-13
28	28	0	Alabama	1978-80	Mississippi St.	6-3
28	28	0	Michigan St.	1950-53	Purdue	6-0
28	26	2	Southern California	1978-80	Washington	20-10
28	26	2	Army	1947-50	Navy	14-2
28	26	2	Tennessee	1930-33	Duke	10-2
28	24	4	Minnesota	1933-36	Northwestern	6-0
27	26	1	Southern California	1931-33	Stanford	13-7
27	24	3	Notre Dame	1910-14	Yale	28-0

Longest Home Winning Streaks

(Includes Bowl Games)

Wins	Team	Years	Ended by	Score
58	Miami (Fla.)	1985-94	Washington	38-20
57	Alabama	1963-82	Southern Miss.	38-29
56	Harvard	1890-95	Boston AA	0-0
50	Michigan	1901-07	Pennsylvania	6-0
47	Nebraska	1991-98	Texas	20-16
44	Washington	1908-17	Oregon St.	0-0
42	Texas	1968-76	Houston	30-0
40	Notre Dame	1907-18	Great Lakes	7-7
38	Notre Dame	1919-27	Minnesota	7-7
37	Yale	1904-08	Brown	10-10
37	Yale	1900-03	Princeton	11-6
37	Florida St.	1992-01	Miami (Fla.)	49-27
33	Nebraska	1901-06	Iowa St.	14-2
33	Harvard	1900-03	Amherst	5-0
33	Marshall	1995-00	Western Mich.	30-10
31	Texas A&M	1990-95	Texas	16-6
31	Yale	1890-93	Princeton	6-0
30	Florida	1994-99	Alabama	40-39 (ot)
30	Auburn	1952-61	Kentucky	14-12
30	Tennessee	1928-33	Alabama	12-6
29	Yale	1885-89	Princeton	10-0
28	Michigan	1969-73	Ohio St.	0-0
28	Notre Dame	1942-50	Purdue	28-14
27	Vanderbilt	1903-07	Michigan	8-0
26	Nebraska	1998-02	Texas	27-24
26	Utah	1928-34	Oregon	8-7
26	California	1919-23	Nevada	0-0
25	Ohio St.	1972-76	Missouri	22-21
25	Oklahoma	1947-53	Notre Dame	28-21
25	Wisconsin	1900-03	Chicago	15-6
24	Georgia	1980-83	Auburn	13-7
24	Georgia Tech	1916-19	Wash. & Lee	3-0
24	Virginia	1899-04	Navy	5-0
23	Kansas St.	1996-01	Colorado	16-6
23	Florida	1990-93	Florida St.	33-21
23	Nebraska	1969-72	Oklahoma	17-14
23	Tulane	1929-32	Vanderbilt	6-6
23	Michigan St.	1904-08	Michigan	0-0
23	Michigan	1897-00	Ohio St.	0-0
23	Harvard	1887-89	Princeton	41-15
22	Tennessee	1996-00	Florida	27-23
22	Wyoming	1965-70	Air Force	41-17
22	Navy	1953-64	Syracuse	14-6
22	Minnesota	1933-37	Notre Dame	7-6
22	LSU	1907-12	Mississippi	10-7
22	Notre Dame	1901-05	Wabash	5-0
21	Nebraska	1981-84	Oklahoma	17-7
21	Arizona St.	1969-72	Air Force	39-31
21	Mississippi	1952-60	LSU	6-6
21	Oklahoma	1953-57	Notre Dame	7-0
21	Miami (Ohio)	1942-48	Xavier (Ohio)	27-19
21	North Carolina	1893-00	Virginia Tech	0-0

Wins	Team	Years	Ended by	Score
20	Fresno St.	1987-90	Utah St.	24-24
20	Rutgers	1974-78	Colgate	14-9
20	Nebraska	1963-67	Colorado	21-16
20	Mississippi St.	1939-45	Mississippi	7-6
20	Missouri	1938-43	Oklahoma	20-13
20	Southern California	1927-29	California	15-7
20	Southern California	1919-23	California	13-7
20	Iowa	1918-23	Illinois	9-6
20	Harvard	1912-14	Penn St.	13-13

No.	School	Years
17	Miami (Ohio)	1943-59
17	Tennessee	1936-53†
16	LSU	1958-73
16	Texas A&M	1914-29
16	Purdue	1889-05
15	Tennessee	1989-03*
15	Syracuse	1987-01
15	Miami (Ohio)	1961-75
15	Bowling Green	1955-69
15	Texas	1939-53
15	Utah	1928-42
15	Southern California	1919-33
15	Georgia Tech	1908-22
14	Virginia	1987-00
14	Purdue	1926-39
14	Kentucky	1903-16
14	Virginia Tech	1901-14
13	Arkansas	1977-89
13	Central Mich.	1973-85
13	Georgia	1964-76
13	Missouri	1957-69
13	Purdue	1957-69
13	Wyoming	1949-61
13	Navy	1889-01
12	Notre Dame	1987-98
12	Colorado	1985-96
12	Georgia	1978-89
12	Tennessee	1965-76
12	Auburn	1953-64
12	Colorado	1950-61
12	Western Mich.	1941-52
12	Ohio St.	1928-39
12	Tulane	1928-39
12	TCU	1925-36
12	West Virginia	1914-26@

*Current streak. #No teams in 1890 and 1891. †No teams in 1918 and 1943. @No team in 1918. ‡No team in 1943.

Longest Losing Streaks

Losses	Team	Years	Ended with	Score
34	Northwestern	1979-82	Northern Ill.	31-6
28	Virginia	1958-61	William & Mary	21-6
28	Kansas St.	1945-48	Arkansas St.	37-6
27	New Mexico St.	1988-90	Cal St. Fullerton	43-9
27	Eastern Mich.	1980-82	Kent St.	9-7
26	Colorado St.	1960-63	Pacific (Cal.)	20-0
23	Duke	1999-02	East Caro.	23-16
23	Northern Ill.	1996-98	Central Mich.	16-6
21	Ball St.	1998-00	Miami (Ohio)	15-10
21	South Carolina	1998-00	New Mexico St.	31-0
21	Kent St.	1981-83	Eastern Mich.	37-13
21	New Mexico	1967-69	Kansas	16-7
20	TCU	1974-75	Rice	28-21
20	Florida St.	1972-74	Miami (Fla.)	21-14
19	Hawaii	1997-99	Eastern Ill.	31-27
18	Illinois	1996-98	Middle Tenn.	48-20
18	Rice	1987-89	Southern Methodist	35-6
18	Wisconsin	1967-69	Iowa	23-17
18	Wake Forest	1962-63	South Carolina	20-19
18	Kansas St.	1961-62	Brigham Young	24-7
17	Tulsa	2000-02	UTEP	20-0
17	Kent St.	1992-94	Akron	32-16
17	Kent St.	1989-90	Ohio	44-15
17	Memphis	1981-82	Arkansas St.	12-0
17	Kansas St.	1964-66	Kansas	3-3
17	Tulane	1961-63	South Carolina	20-7
17	Alabama	1954-56	Mississippi St.	13-12
17	Kansas	1953-55	Washington St.	13-0
16	UNLV	1997-98	North Texas	26-3
16	Kansas St.	1987-89	North Texas	20-17
16	Indiana	1983-85	Louisville	41-28
16	Vanderbilt	1961-62	Tulane	20-0
16	Iowa St.	1929-30	Simpson	6-0

Most Consecutive Non-Losing Seasons

(All-Time and Current) (.500 percentage and above)

No.	School	Years
49	Penn St.	1939-87
42	Nebraska	1962-03*
42	Notre Dame	1889-32#
40	Texas	1893-32
38	Alabama	1911-50†
36	Michigan	1968-03*
29	Oklahoma	1966-94
29	Texas	1957-85
29	Boston College	1916-44
28	Virginia	1888-15
27	Florida St.	1977-03*
27	Washington	1977-03*
27	Brigham Young	1974-01
27	Michigan	1892-18
26	Virginia Tech	1894-19
24	Florida	1980-03*
23	Syracuse	1913-35
23	Ohio St.	1899-21
21	Ohio St.	1967-87
21	Southern California	1962-82
21	Wyoming	1949-69
21	Northern Ill.	1929-49
21	Vanderbilt	1915-35
21	Minnesota	1899-19
20	Marshall	1984-03*
20	Texas A&M	1983-02
19	Wisconsin	1891-09
18	Ohio St.	1925-42
18	Nebraska	1920-37
17	Miami (Fla.)	1980-96
17	San Diego St.	1961-77

Most-Played Rivalries

(Ongoing Unless Indicated)

Games	Opponents (Series leader listed first)	Rivalry Record	First Game
113	Minnesota-Wisconsin	59-46-8	1890
112	Missouri-Kansas	52-51-9	1891
110	Nebraska-Kansas	86-21-3	1892
110	Texas-Texas A&M	71-34-5	1894
108	Miami (Ohio)-Cincinnati	58-43-7	1888
108	*North Carolina-Virginia	56-48-4	1892
107	*Auburn-Georgia	51-48-8	1892
107	Oregon-Oregon St.	54-43-10	1894
106	Purdue-Indiana	65-35-6	1891
106	Stanford-California	54-41-11	1892
104	Army-Navy	49-48-7	1890
103	Utah-Utah St.	71-28-4	1892
103	%Baylor-TCU	49-47-7	1899
101	Clemson-South Carolina	61-36-4	1896
101	Kansas-Kansas St.	61-35-5	1902
100	North Carolina-Wake Forest	66-32-2	1888
100	Michigan-Ohio St.	57-37-6	1897
100	Mississippi-Mississippi St.	57-37-6	1901
99	Tennessee-Kentucky	67-23-9	1893
98	Georgia-Georgia Tech	55-38-5	1893
98	Nebraska-Iowa St.	81-15-2	1896
98	Texas-Oklahoma	55-38-5	1900
98	Oklahoma-Oklahoma St.	75-16-7	1904
97	Illinois-Northwestern	51-41-5	1892
97	Nebraska-Missouri	61-33-3	1892
97	Tennessee-Vanderbilt	66-26-5	1892
97	North Carolina St.-Wake Forest	59-32-6	1895
97	^Oklahoma-Kansas	63-28-6	1903
96	&Penn St.-Pittsburgh	50-42-4	1893
96	Pittsburgh-West Virginia	58-35-3	1895
96	Michigan-Michigan St.	63-28-5	1898
96	@Washington-Oregon	58-33-5	1900
96	Washington-Washington St.	63-27-6	1900
94	*LSU-Tulane	65-22-7	1893
94	New Mexico-New Mexico St.	61-28-5	1894
91	#Auburn-Georgia Tech	47-40-4	1892
90	&Connecticut-Rhode Island	48-34-8	1897

*Disputed series record: Tulane claims 23-64-7 record; LSU and Tulane have not met since 1996. Virginia claims North Carolina leads the series 55-49-4, based on a forfeited game in 1956. #Did not meet 1989-02. %Have not met since 1995. @Did not meet in 2001. &Have not met since 2000. ^Have not met since 2001.

Additional Records

Longest Uninterrupted Series (Must have played every year)

- 98 games—Kansas-Nebraska (from 1906)
- 97 games—Minnesota-Wisconsin (from 1907)
- 96 games—Kansas-Oklahoma (1903-97)
- 95 games—Clemson-South Carolina (from 1909)
- 94 games—Wake Forest-North Carolina St. (from 1910)
- 93 games—Kansas-Kansas St. (from 1911)
- 92 games—North Carolina-Virginia (from 1910)*
- 89 games—Texas-Texas A&M (1915)
- 89 games—Illinois-Ohio St. (1914-02)
- 88 games—Mississippi-Mississippi St. (from 1915)**
- 86 games—Michigan-Ohio St. (from 1918)
- 85 games—Kansas-Missouri (from 1919)
- 85 games—Missouri-Iowa St. (from 1919)
- 84 games—Indiana-Purdue (from 1920)
- 84 games—Tennessee-Kentucky (from 1919)**
- 84 games—Auburn-Georgia (from 1919)**
- 82 games—Missouri-Nebraska (from 1922)
- 82 games—Nebraska-Kansas St. (from 1922)
- 82 games—North Carolina-Duke (from 1922)
- 79 games—Georgia-Georgia Tech (from 1925)
- 78 games—Nebraska-Iowa St. (from 1926)
- 77 games—Missouri-Oklahoma (1919-95)
- 77 games—Tulane-LSU (1919-94)
- 77 games—Navy-Notre Dame (from 1927)
- 76 games—Southern Methodist-Texas A&M (1920-95)
- 75 games—Tennessee-Alabama (from 1928)**
- 74 games—Michigan-Illinois (1924-97)
- 73 games—Rice-TCU (1928-00)
- 72 games—Southern Methodist-Texas (1924-95)

*Neither school fielded a team in 1917-18 due to World War I. **Neither school fielded a team in 1943 due to World War II.

Most Consecutive Wins Over a Major Opponent in an Uninterrupted Series (Must have played in consecutive years)

- 40—Notre Dame over Navy, 1964-03 (current)
- 35—Nebraska over Kansas, 1969-03 (current)
- 32—Oklahoma over Kansas St., 1937-68
- 29—Nebraska over Kansas St., 1969-97
- 28—Texas over Rice, 1966-93
- 26—Syracuse over Hobart, 1906-31

- 25—Penn St. over West Virginia, 1959-83
- 24—Nebraska over Missouri, 1979-02
- 22—Nebraska over Oklahoma St. 1974-95
- 22—Arkansas over TCU, 1959-80
- 22—Alabama over Mississippi St., 1958-79
- 21—Tennessee over Vanderbilt, 1983-03 (current)
- 20—Purdue over Iowa, 1961-80
- 19—Tennessee over Kentucky, 1985-03 (current)
- 18—UCLA over California, 1972-89
- 17—Florida over Kentucky, 1987-03 (current)
- 17—Virginia over Wake Forest, 1984-00
- 17—New Mexico over UTEP, 1970-86
- 17—Arizona St. over UTEP, 1957-73
- 17—LSU over Tulane, 1956-72
- 16—Michigan over Illinois, 1967-82
- 16—North Carolina over Wake Forest, 1908-23
- 15—Iowa over Iowa St., 1983-97
- 15—Southern Methodist over TCU, 1972-86

Most Consecutive Wins Over a Major Opponent in a Nonconsecutive Series (Did not play in consecutive years)

- 29—Clemson over Virginia, 1955-90 (over 36-year period)
- 26—Southern California over Oregon St., 1968-99 (32-year period)
- 24—Nebraska over Oklahoma St., 1974-99 (26-year period)
- 21—Ohio St. over Northwestern, 1972-98 (27-year period)
- 19—Washington over California, 1977-01 (25-year period)
- 19—Michigan over Northwestern, 1966-92 (27-year period)
- 19—Vanderbilt over Mississippi, 1894-38 (45-year period)
- 17—Tulsa over Drake, 1939-85 (47-year period)
- 17—Mississippi over Memphis, 1921-62 (42-year period)
- 17—North Carolina over Wake Forest, 1893-23 (29-year period)

Most Consecutive Wins Over a Major Opponent in a Current Series (Must have played every year)

- 40—Notre Dame over Navy, 1964-03 (67-9-1 in rivalry)
- 35—Nebraska over Kansas, 1969-03 (86-21-3 in rivalry)
- 24—Nebraska over Missouri, 1979-02 (61-32-3 in rivalry)
- 21—Tennessee over Vanderbilt, 1983-03 (66-26-5 in rivalry)
- 19—Tennessee over Kentucky, 1985-03 (67-23-9 in rivalry)
- 17—Florida over Kentucky, 1987-03 (37-17-0 in rivalry)

Most Consecutive Games Without a Loss Against a Major Opponent

- 40—Notre Dame over Navy, 1964-03 (0 ties) (current)
- 35—Nebraska over Kansas, 1969-03 (0 ties) (current)
- 34—Oklahoma over Kansas St., 1935-68 (1 tie)

Cliffhangers

Regular-season Division I-A games won on the final play (since 1971, when first recorded). The extra point is listed when it provided the margin of victory after the winning touchdown on the game's final play. Overtime games are not included but follow Cliffhangers.

Date	Opponents, Score	Game-Winning Play
9-25-71	Marshall 15, Xavier (Ohio) 13	Terry Gardner 13 pass from Reggie Oliver
10-9-71	California 30, Oregon St. 27	Steve Sweeney 7 pass from Jay Cruze
10-23-71	Washington St. 24, Stanford 23	Don Sweet 27 FG
11-6-71	Kentucky 14, Vanderbilt 7	Darryl Bishop 43 interception return
11-4-72	LSU 17, Mississippi 16	Brad Davis 10 pass from Bert Jones (Rusty Jackson kick)
11-18-72	California 24, Stanford 21	Steve Sweeney 7 pass from Vince Ferragamo
9-15-73	Lamar 21, Howard Payne 17	Larry Spears 14 pass from Jabo Leonard
9-22-73	Hawaii 13, Fresno St. 10	Reinhold Stuprich 29 FG
11-17-73	New Mexico 23, Wyoming 21	Bob Berg 43 FG
11-23-74	Stanford 22, California 20	Mike Langford 50 FG
9-20-75	Indiana St. 23, Southern Ill. 21	Dave Vandercook 50 FG
10-18-75	Cal St. Fullerton 32, UC Riverside 31	John Choukair 52 FG
11-1-75	Yale 16, Dartmouth 14	Randy Carter 46 FG
11-8-75	West Virginia 17, Pittsburgh 14	Bill McKenzie 38 FG
11-8-75	Stanford 13, Southern California 10	Mike Langford 37 FG
11-15-75	North Carolina 17, Tulane 15	Tom Biddle 40 FG
11-6-76	Eastern Mich. 30, Central Mich. 27	Ken Dudal 38 FG
9-30-78	Virginia Tech 22, William & Mary 19	Ron Zollicoffer 50 pass from David Lamie
10-21-78	Arkansas St. 6, McNeese St. 3	Doug Dobbs 42 FG
11-9-78	San Jose St. 33, Pacific (Cal.) 31	Rick Parma 5 pass from Ed Luther
10-6-79	Stanford 27, UCLA 24	Ken Naber 56 FG
10-20-79	UNLV 43, Utah 41	Todd Peterson 49 FG
10-27-79	Michigan 27, Indiana 21	Anthony Carter 45 pass from John Wangler
11-10-79	Penn St. 9, North Carolina St. 7	Herb Menhardt 54 FG

Date	Opponents, Score	Game-Winning Play
11-17-79	Air Force 30, Vanderbilt 29	Andy Bark 14 pass from Dave Ziebart
11-24-79	Arizona 27, Arizona St. 24	Brett Weber 27 FG
9-13-80	Southern California 20, Tennessee 17	Eric Hipp 47 FG
9-13-80	Illinois 20, Michigan St. 17	Mike Bass 38 FG
9-20-80	Notre Dame 29, Michigan 27	Harry Oliver 51 FG
9-27-80	Tulane 26, Mississippi 24	Vince Manalla 29 FG
10-18-80	Connecticut 18, Holy Cross 17	Ken Miller 4 pass from Ken Sweitzer (Keith Hugger pass from Sweitzer)
10-18-80	Washington 27, Stanford 24	Chuck Nelson 25 FG
11-1-80	Tulane 24, Kentucky 22	Vince Manalla 22 FG
11-15-80	Florida 17, Kentucky 15	Brian Clark 34 FG
10-16-82	Arizona 16, Notre Dame 13	Max Zendejas 48 FG
10-23-82	Illinois 29, Wisconsin 28	Mike Bass 46 FG
11-20-82	California 25, Stanford 20	57 (5 laterals) kickoff return involving, in order: Kevin Moen, Richard Rodgers, Dwight Garner, Rodgers, Mariet Ford and Moen
10-8-83	Iowa St. 38, Kansas 35	Marc Bachrodt 47 FG
10-29-83	Bowling Green 15, Central Mich. 14	Stan Hunter 8 pass from Brian McClure
11-5-83	Baylor 24, Arkansas 21	Marty Jimmerson 24 FG
11-12-83	Pacific (Cal.) 30, San Jose St. 26	Ron Woods 85 pass from Mike Pitz
11-12-83	Miami (Fla.) 17, Florida St. 16	Jeff Davis 19 FG
11-26-83	Arizona 17, Arizona St. 15	Max Zendejas 45 FG
9-8-84	La.-Lafayette 17, Louisiana Tech 16	Patrick Broussard 21 FG
9-15-84	Syracuse 13, Northwestern 12	Jim Tait 2 pass from Todd Norley (Don McAulay kick)
10-13-84	UCLA 27, Washington St. 24	John Lee 47 FG
11-17-84	La.-Lafayette 18, Tulsa 17	Patrick Broussard 45 FG
11-17-84	Temple 19, West Virginia 17	Jim Cooper 36 FG
11-23-84	Boston College 47, Miami (Fla.) 45	Gerard Phelan 48 pass from Doug Flutie
9-14-85	Clemson 20, Virginia Tech 17	David Treadwell 36 FG
9-14-85	Oregon St. 23, California 20	Jim Nielsen 20 FG
9-14-85	Utah 29, Hawaii 27	Andre Guardi 19 FG
9-21-85	New Mexico St. 22, UTEP 20	Andy Weiler 32 FG
10-5-85	Mississippi St. 31, Memphis 28	Artie Cosby 54 FG
10-5-85	Illinois 31, Ohio St. 28	Chris White 38 FG
10-12-85	Tulsa 37, Long Beach St. 35	Jason Staurovsky 46 FG
10-19-85	Northwestern 17, Wisconsin 14	John Duvic 42 FG
10-19-85	Iowa 12, Michigan 10	Rob Houghtlin 29 FG
10-19-85	Utah 39, San Diego St. 37	Andre Guardi 42 FG
11-30-85	Alabama 25, Auburn 23	Van Tiffin 52 FG
9-13-86	Oregon 32, Colorado 30	Matt MacLeod 35 FG
9-13-86	Wyoming 23, Pacific (Cal.) 20	Greg Worker 38 FG
9-20-86	Clemson 31, Georgia 28	David Treadwell 46 FG
9-20-86	Southern California 17, Baylor 14	Don Shafer 32 FG
10-18-86	Michigan 20, Iowa 17	Mike Gillette 34 FG
10-25-86	Syracuse 27, Temple 24	Tim Vesling 32 FG
11-1-86	North Carolina St. 23, South Carolina 22	Danny Peebles 33 pass from Erik Kramer
11-1-86	North Carolina 32, Maryland 30	Lee Gliarmis 28 FG
11-8-86	Southern Miss. 23, East Caro. 21	Rex Banks 31 FG
11-15-86	Minnesota 20, Michigan 17	Chip Lohmiller 30 FG
11-29-86	Notre Dame 38, Southern California 37	John Carney 19 FG
9-12-87	Youngstown St. 20, Bowling Green 17	John Dowling 36 FG
9-19-87	Utah 31, Wisconsin 28	Scott Lieber 39 FG
10-10-87	Marshall 34, Louisville 31	Keith Baxter 31 pass from Tony Petersen
10-17-87	Texas 16, Arkansas 14	Tony Jones 18 pass from Bret Stafford
11-12-88	New Mexico 24, Colorado St. 23	Tony Jones 28 pass from Jeremy Leach
9-16-89	Southern Methodist 31, Connecticut 30	Mike Bowen 4 pass from Mike Romo
9-30-89	Kansas St. 20, North Texas 17	Frank Hernandez 12 pass from Carl Straw
10-7-89	Florida 16, LSU 13	Arden Czyzewski 41 FG
10-14-89	Southern Miss. 16, Louisville 10	Darryl Tillman 79 pass from Brett Favre
10-28-89	Virginia 16, Louisville 15	Jake McInerney 37 FG
11-4-89	Toledo 19, Western Mich. 18	Romauldo Brown 9 pass from Kevin Meger
11-4-89	Northern Ill. 23, La.-Lafayette 20	Stacey Robinson 7 run
9-8-90	Utah 35, Minnesota 29	Lavon Edwards 91 run of blocked FG
9-29-90	North Carolina St. 12, North Carolina 9	Damon Hartman 56 FG
10-6-90	Colorado 33, Missouri 31	Charles S. Johnson 1 run
10-20-90	Alabama 9, Tennessee 6	Philip Doyle 47 FG
11-3-90	Southern Miss. 14, La.-Lafayette 13	Michael Welch 11 pass from Brett Favre (Jim Taylor kick)
11-10-90	Ohio St. 27, Iowa 26	Bobby Olive 3 pass from Greg Frey
11-17-90	Stanford 27, California 25	John Hopkins 39 FG
11-24-90	Michigan 16, Ohio St. 13	J. D. Carlson 37 FG
9-7-91	Central Mich. 27, La.-Lafayette 24	L. J. Muddy 2 pass from Jeff Bender
9-21-91	California 23, Arizona 21	Doug Brien 33 FG
9-21-91	Georgia Tech 24, Virginia 21	Scott Sisson 33 FG
9-21-91	Louisiana Tech 17, Eastern Mich. 14	Chris Bonoil 54 FG
10-12-91	Ball St. 10, Eastern Mich. 8	Kenny Stucker 41 FG
11-2-91	Kentucky 20, Cincinnati 17	Doug Pelphrey 53 FG
11-2-91	Tulsa 13, Southern Miss. 10	Eric Lange 24 FG
9-5-92	Louisiana Tech 10, Baylor 9	Chris Bonoil 30 FG
9-19-92	Miami (Ohio) 17, Cincinnati 14	Chad Seitz 21 FG
9-19-92	Southern Miss. 16, Louisiana Tech 13	Johnny Lomoro 46 FG
10-3-92	Texas A&M 19, Texas Tech 17	Terry Venetoulis 21 FG
10-3-92	Georgia Tech 16, North Carolina St. 13	Scott Sisson 29 FG
10-3-92	San Jose St. 26, Wyoming 24	Joe Nedney 60 FG
10-24-92	Maryland 27, Duke 25	Marcus Badgett 38 pass from John Kaleo
10-31-92	Rutgers 50, Virginia Tech 49	Chris Brantley 15 pass from Bryan Fortay

Date	Opponents, Score	Game-Winning Play
11-14-92	UCLA 9, Oregon 6	Louis Perez 40 FG
10-2-93	Tulane 27, Navy 25	Bart Baldwin 43 FG
10-9-93	Ball St. 31, Toledo 30	Eric McCray 6 pass from Mike Neu (Matt Swart kick)
10-9-93	North Carolina St. 36, Texas Tech 34	Gary Downs 11 pass from Robert Hinton
10-16-93	Arizona 27, Stanford 24	Steve McLaughlin 27 FG
10-30-93	Missouri 37, Iowa St. 34	Kyle Pooler 40 FG
11-20-93	Maryland 33, Wake Forest 32	Russ Weaver 8 pass from Scott Milanovich (John Milligan kick)
11-20-93	Boston College 41, Notre Dame 39	David Gordon 41 FG
11-20-93	Arkansas St. 23, Nevada 21	Reginald Murphy 30 pass from Johnny Covington
9-10-94	Tulane 15, Rice 13	Bart Baldwin 47 FG
9-10-94	San Diego St. 22, California 20	Peter Holt 32 FG
9-24-94	Colorado 27, Michigan 26	Michael Westbrook 64 pass from Kordell Stewart
10-22-94	Central Mich. 32, Miami (Ohio) 30	Terrance McMillan 19 pass from Erik Timpf
10-22-94	Army 25, Citadel 24	Kurt Heiss 24 FG
11-19-94	Eastern Mich. 40, Toledo 37	Ontario Pryor 16 pass from Charlie Batch
9-16-95	Miami (Ohio) 30, Northwestern 28	Chad Seitz 20 FG
8-26-95	Michigan 18, Virginia 17	Mercury Hayes 15 pass from Scott Dreisbach
9-9-95	Kansas St. 23, Cincinnati 21	Kevin Lockett 22 pass from Matt Miller
10-21-95	Texas 17, Virginia 16	Phil Dawson 50 FG
10-28-95	East Caro. 36, Southern Miss. 34	Chad Holcomb 29 FG
8-31-96	Boston College 24, Hawaii 21	John Matich 42 FG
9-7-96	Arizona St. 45, Washington 42	Robert Nycz 38 FG
9-7-96	Air Force 20, Notre Dame 17	Dallas Thompson 27 FG
9-21-96	Notre Dame 27, Texas 24	Jim Sanson 39 FG
9-21-96	Navy 19, Southern Methodist 17	Tom Vanderhorst 38 FG
10-12-96	Louisville 23, Tulane 20	David Akers 39 FG
9-13-97	Toledo 38, Eastern Mich. 35	Chris Merrick 24 FG
9-27-97	Colorado 20, Wyoming 19	Jeremy Aldrich 18 FG
9-5-98	Tennessee 34, Syracuse 33	Jeff Hall 27 FG
9-5-98	Minnesota 17, Arkansas St. 14	Adam Bailey 17 FG
9-19-98	Marshall 24, South Carolina 21	Billy Malashevich 37 FG
9-19-98	Stanford 37, North Carolina 34	Kevin Miller 20 FG
10-17-98	Kentucky 39, LSU 36	Seth Hanson 33 FG
11-14-98	Akron 24, Eastern Mich. 21	Zac Derr 26 FG
11-14-98	Syracuse 28, Virginia Tech 26	Stephen Brominski 13 pass from Donovan McNabb
11-22-98	Toledo 17, Central Mich. 14	Todd France 29 FG
9-11-99	UNLV 27, Baylor 24	Kevin Thomas 100 fumble return
9-25-99	Western Mich. 24, Northern Ill. 21	Brad Selent 37 FG
9-25-99	Arizona 30, Washington St. 24	Bobby Wade 42 pass from Keith Smith
10-30-99	Texas 44, Iowa St. 41	Kris Stockton 18 FG
11-6-99	Minnesota 24, Penn St. 23	Dan Nystrom 32 FG
11-6-99	Virginia Tech 22, West Virginia 20	Shayne Graham 44 FG
11-27-99	Stanford 40, Notre Dame 37	Mike Biselli 22 FG
9-16-00	Notre Dame 23, Purdue 21	Nick Setta 38 FG
9-16-00	Arizona St. 13, Colorado St. 10	Mike Barth 41 FG
10-28-00	Northwestern 41, Minnesota 35	Sam Simmons 45 pass from Zak Kustok
11-24-00	Nebraska 34, Colorado 32	Josh Brown 29 FG
8-30-01	Akron 31, Ohio 29	Zac Derr 38 FG
9-29-01	Northwestern 27, Michigan St. 26	David Wasielewski 47 FG
10-6-01	Washington 27, Southern California 24	John Anderson 32 FG
10-13-01	Miami (Ohio) 30, Akron 27	Eddie Tillitz 70 pass from Ben Roethlisberger
10-27-01	Washington 33, Arizona St. 31	John Anderson 30 FG
11-17-01	New Mexico St. 49, La.-Lafayette 46	Dario Aquiniga 29 FG
10-12-02	New Mexico St. 31, La.-Lafayette 28	Dario Aquiniga 41 FG
11-9-02	LSU 33, Kentucky 30	Devery Henderson 75 pass from Marcus Randall
11-8-03	Minnesota 37, Wisconsin 34	Rhyl Lloyd 35 FG

"CARDIAC SEASONS"

(From 1937; Won-Lost Record in Parentheses)

Games Decided by Two Points or Less

- 6—Kansas, 1973 (3-2-1): Tennessee 27-28, Nebraska 9-10, Iowa St. 22-20, Oklahoma St. 10-10, Colorado 17-15, Missouri 14-13 (season record: 7-3-1)
- 5—Illinois, 1992 (2-2-1): Minnesota 17-18, Ohio St. 18-16, Northwestern 26-27, Wisconsin 13-12, Michigan 22-22 (season record: 6-4-1)
- 5—Columbia, 1971 (4-1-0): Princeton 22-20, Harvard 19-21, Yale 15-14, Rutgers 17-16, Dartmouth 31-29 (season record: 6-3-0)
- 5—Missouri, 1957 (2-2-1): Vanderbilt 7-7, Southern Methodist 7-6, Nebraska 14-13, Kansas St. 21-23, Kansas 7-9 (season record: 5-4-1)

Games Decided by Three Points or Less

- 7—Bowling Green, 1980 (2-5-0): Ohio 20-21, Ball St. 24-21, Western Mich. 17-14, Kentucky 20-21, Long Beach St. 21-23, Eastern Mich. 16-18, Richmond 17-20 (season record: 4-7-0)
- 7—Columbia, 1971 (4-3-0): Lafayette 0-3, Princeton 22-20, Harvard 19-21, Yale 15-14, Rutgers 17-16, Cornell 21-24, Dartmouth 31-29 (season record: 6-3-0)
- 6—Illinois, 1992 (3-2-1): Minnesota 17-18, Ohio St. 18-16, Northwestern 26-27, Wisconsin 13-12, Purdue 20-17, Michigan 22-22 (season record: 6-4-1)
- 6—Central Mich., 1991 (2-0-4): Ohio 17-17, La.-Lafayette 27-24, Akron 31-29, Toledo 16-16, Miami (Ohio) 10-10, Eastern Mich. 14-14 (season record: 6-1-4)
- 6—Kansas, 1973 (3-2-1): Tennessee 27-28, Nebraska 9-10, Iowa St. 22-20, Oklahoma St. 10-10, Colorado 17-15, Missouri 14-13 (season record: 7-3-1)
- 6—Air Force, 1967 (2-2-2): Oklahoma St. 0-0, California 12-14, North Carolina 10-8, Tulane 13-10, Colorado St. 17-17, Army 7-10 (season record: 2-6-2)
- 6—Missouri, 1957 (3-2-1): Vanderbilt 7-7, Southern Methodist 7-6, Nebraska 14-13, Colorado 9-6, Kansas St. 21-23, Kansas 7-9 (season record: 5-4-1)

2003 DIVISION I-A OVERTIME GAMES

Date	Winner's Division	Winner's Conference	Score (Loser's Conference)	Number of OT Periods	Regulation Score	Team With First Choice	Choice
Aug. 28	I-A	Mid-American	Northern Ill. 20, Maryland (Atlantic Coast) 13	1OT	13-13	Maryland	Defense
Sept. 6	I-A	Independent	Notre Dame 29, Washington St. (Pacific-10) 26	1OT	26-26	Notre Dame	Defense
Sept. 6	I-AA	Atlantic 10	Villanova 23, Temple (Big East) 20	2OT	13-13	Temple	Defense
Sept. 6	I-A	Big East	Syracuse 49, North Carolina (Atlantic Coast) 47	3OT	34-34	North Carolina	Defense
Sept. 6	I-A	Conference USA	Tulane 27, Northwestern St. (Southland/I-AA) 24	1OT	21-21	Tulane	Defense
Sept. 13	I-A	Big Ten	Ohio St. 44, North Carolina St. (Atlantic Coast) 38	3OT	24-24	N.C. State	Defense
Sept. 13	I-A	Atlantic Coast	Duke 27, Rice (Western Athletic) 24	1OT	24-24	Rice	Defense
Sept. 20	I-A	Big 12	Missouri 41, Middle Tenn. (Sun Belt) 40	1OT	34-34	Missouri	Defense
Sept. 20	I-A	Conference USA	Cincinnati 30, Temple (Big East) 24	3OT	24-24	Cincinnati	Defense
Sept. 27	I-A	Atlantic Coast	Georgia Tech 24, Vanderbilt (Southeastern) 17	1OT	17-17	Georgia Tech	Defense
Sept. 27	I-A	Conference USA	TCU 13, Arizona (Pacific-10) 10	1OT	10-10	TCU	Defense
Sept. 27	I-A	Pacific-10	California 34, Southern California (Pacific-10) 31	3OT	24-24	California	Defense
Sept. 27	I-A	Southeastern	Arkansas 34, Alabama (Southeastern) 31	2OT	31-31	Alabama	Defense
Sept. 27	I-A	Southeastern	Tennessee 23, South Carolina (Southeastern) 20	1OT	17-17	Tennessee	Defense
Oct. 4	I-A	Conference USA	South Fla. 31, Louisville (Conference USA) 28	2OT	21-21	Louisville	Defense
Oct. 4	I-A	Mid-American	Northern Ill. 30, Ohio (Mid-American) 23	1OT	23-23	Ohio	Defense
Oct. 11	I-A	Atlantic Coast	Clemson 30, Virginia (Atlantic Coast) 27	1OT	24-24	Clemson	Defense
Oct. 11	I-A	Big Ten	Northwestern 37, Indiana (Big Ten) 31	1OT	31-31	Northwestern	Defense
Oct. 11	I-A	Big 12	Colorado 50, Kansas (Big 12) 47	1OT	44-44	Colorado	Defense
Oct. 18	I-A	Independent	Connecticut 34, Kent St. (Mid-American) 31	1OT	28-28	Kent St.	Offense
Oct. 18	I-A	Pacific-10	UCLA 23, California (Pacific-10) 20	1OT	20-20	California	Defense
Oct. 18	I-A	Sun Belt	Middle Tenn. 28, Idaho (Sun Belt) 21	1OT	21-21	Idaho	Defense
Oct. 25	I-A	Mountain West	Brigham Young 27, UNLV (Mountain West) 20	1OT	20-20	UNLV	Defense
Oct. 25	I-A	Southeastern	Tennessee 51, Alabama (Southeastern) 43	5OT	20-20	Alabama	Defense
Oct. 31	I-A	Conference USA	South Fla. 24, Cincinnati (Conference USA) 17	2OT	10-10	South Fla.	Defense
Nov. 1	I-A	Mountain West	Utah 45, Air Force (Mountain West) 43	3OT	23-23	Utah	Defense
Nov. 1	I-A	Southeastern	Arkansas 71, Kentucky (Southeastern) 63	*7OT	24-24	Kentucky	Defense
Nov. 8	I-A	Conference USA	South Fla. 38, East Caro. (Conference USA) 37	2OT	28-28	South Fla.	Defense
Nov. 15	I-A	Atlantic Coast	Florida St. 50, North Carolina St. (Atlantic Coast) 44	2OT	37-37	N.C. State	Defense
Nov. 15	I-A	Big East	Virginia Tech 24, Temple (Big East) 23	1OT	17-17	Temple	Defense
Nov. 15	I-A	Big Ten	Ohio St. 16, Purdue (Big Ten) 13	1OT	13-13	Purdue	Defense
Nov. 15	I-A	Sun Belt	La.-Lafayette 57, Middle Tenn. (Sun Belt) 51	4OT	34-34	La.-Lafayette	Defense
Dec. 15	I-A	Western Athletic	Hawaii 54, Houston (Conference USA) 48 (Hawaii Bowl)	3OT	34-34	Houston	Defense
Jan. 4	I-A	Southeastern	Georgia 34, Purdue (Big Ten) 27 (Capital One Bowl)	1OT	27-27	Purdue	Defense

Notes: 34 games with 65 extra periods (19 with one extra period, 6 with two extra periods, 6 with three extra periods, 1 with four extra periods, 1 with five extra periods, 1 with seven extra periods) – average of 1.91 extra periods

Team with first choice won 15 and lost 19

*Ties Division I-A record.

All-Time Division I-A Won-Lost Records in Overtime Games 1996-03

Team	1996	1997	1998	1999	2000	2001	2002	2003	Overall W-L
Air Force	2-0	1-0	-	-	0-1	-	1-0	0-1	4-2
Akron	-	-	-	-	-	1-0	-	-	1-0
Alabama	-	0-1	1-0	1-1	-	-	0-2	-	2-4
UAB	-	-	0-1	1-0	0-1	-	-	-	1-2
Arizona	0-1	1-1	-	-	1-0	-	-	0-1	2-3
Arizona St.	1-0	-	1-0	-	1-2	-	-	-	3-2
Arkansas	1-0	-	-	1-0	1-0	0-1	2-0	-	5-1
Arkansas St.	-	-	1-0	0-1	0-2	-	-	-	1-3
Army	-	-	-	1-0	-	-	-	-	1-0
Auburn	0-1	-	-	0-1	1-0	1-0	1-1	-	3-3
Ball St.	1-0	1-0	-	-	-	-	1-0	-	3-0
Baylor	0-1	-	-	0-1	-	1-0	-	-	1-2
Boise St.	-	1-0	0-1	-	-	-	-	-	1-1
Boston College	-	0-1	-	1-0	-	-	0-1	-	1-2
Bowling Green	0-1	-	-	1-0	-	-	1-0	-	2-1
Brigham Young	1-0	1-0	-	-	1-0	-	1-0	-	4-0
Buffalo	-	-	-	-	1-0	-	-	-	1-0
California	2-0	0-1	-	-	1-1	-	-	1-1	4-3
UCF	-	0-1	-	0-1	-	-	-	-	0-2
Central Mich.	-	0-1	1-0	-	0-1	-	-	-	1-2
Cincinnati	1-0	1-1	-	0-1	1-1	-	1-0	1-1	5-4
Clemson	-	1-0	-	-	-	1-0	-	1-0	3-0
Colorado	-	-	-	1-1	-	-	1-1	1-0	3-2
Colorado St.	-	-	-	-	-	0-1	-	-	0-1
Connecticut	*	*	*	*	*	*	0-1	1-0	1-1

Team	1996	1997	1998	1999	2000	2001	2002	2003	Overall W-L
Duke	-	0-1	0-1	1-2	-	-	-	1-0	2-4
East Caro.	-	-	-	-	-	0-1	1-0	0-1	1-2
Eastern Mich.	-	-	0-1	0-1	-	0-1	1-0	-	1-3
Florida	-	-	0-1	0-1	-	-	1-0	-	1-2
Florida St.	-	-	-	-	-	-	0-1	1-0	1-1
Fresno St.	0-2	0-1	-	2-1	-	1-0	-	-	3-4
Georgia	1-0	-	-	1-1	0-1	-	-	1-0	3-2
Georgia Tech	-	-	-	2-0	0-1	0-2	-	1-0	3-3
Hawaii	-	0-1	-	1-0	-	1-0	-	1-0	3-1
Houston	2-0	1-0	-	-	1-1	-	0-1	0-1	4-3
Idaho	-	0-1	1-0	1-0	1-0	0-1	-	0-1	3-3
Illinois	1-0	-	-	0-1	-	-	1-1	-	2-2
Indiana	0-1	-	0-1	1-0	-	-	-	0-1	1-3
Iowa	-	-	-	-	-	1-0	-	1-0	2-0
Iowa St.	0-1	-	-	-	-	-	-	-	0-1
Kansas	-	-	1-0	-	-	1-0	-	0-1	2-1
Kansas St.	-	-	0-1	-	-	-	-	-	0-1
Kent St.	-	-	-	-	1-1	-	-	0-1	1-2
Kentucky	-	1-0	-	-	0-1	-	-	0-1	1-2
La.-Lafayette	-	0-2	-	-	0-1	-	-	1-0	1-3
La.-Monroe	1-0	2-0	-	-	-	-	1-0	-	4-0
LSU	-	-	0-1	-	2-0	-	-	-	2-1
Louisiana Tech	-	-	-	-	0-1	1-1	-	-	1-2
Louisville	-	-	-	0-1	1-0	-	2-0	0-1	3-2
Marshall	-	-	-	-	-	1-0	-	-	1-0
Maryland	-	-	-	-	1-0	1-0	-	0-1	2-1
Memphis	-	-	-	-	0-2	-	-	-	0-2
Miami (Fla.)	-	1-0	0-1	-	-	-	0-1	-	1-2
Miami (Ohio)	0-1	0-1	-	-	-	-	-	-	0-2
Michigan	-	-	-	1-0	-	-	1-0	-	2-0

Team	Overall							W-L	
	1996	1997	1998	1999	2000	2001	2002		
Michigan St.	-	-	1-0	-	-	-	-	1-0	
Middle Tenn.	-	-	-	-	1-0	-	1-2	2-2	
Minnesota	-	-	-	0-1	-	0-1	-	0-2	
Mississippi	-	1-0	2-1	1-1	1-0	0-1	-	5-3	
Mississippi St.	0-1	-	-	-	1-2	-	-	1-3	
Missouri	2-0	1-1	-	0-1	-	1-0	1-1	6-3	
Navy	-	-	-	-	-	-	-	-	
Nebraska	-	1-0	-	1-0	1-0	-	-	3-0	
Nevada	-	-	-	-	-	0-1	-	0-1	
UNLV	-	0-2	0-1	-	0-1	-	1-0	0-1	1-5
New Mexico	-	-	1-1	-	-	0-1	1-2	-	2-4
New Mexico St.	-	0-1	0-2	-	1-1	-	-	-	1-4
North Carolina	-	-	1-0	0-1	-	-	-	0-1	1-2
North Carolina St.	-	1-0	0-1	1-0	2-1	-	1-0	0-2	5-4
North Texas	-	-	-	-	-	-	-	-	-
Northern Ill.	-	-	-	-	-	1-0	2-0	3-0	-
Northwestern	-	-	-	1-0	1-0	-	-	1-0	3-0
Notre Dame	0-2	-	-	-	1-1	-	-	1-0	2-3
Ohio	0-1	-	-	-	-	-	-	0-1	0-2
Ohio St.	-	-	-	-	-	-	2-0	2-0	4-0
Oklahoma	1-0	-	-	-	-	-	-	-	1-0
Oklahoma St.	1-1	0-2	-	-	-	0-1	-	-	5-3
Oregon St.	0-1	-	1-0	-	-	0-1	-	-	1-2
Penn St.	-	-	-	-	0-1	-	0-2	-	0-3
Pittsburgh	0-1	2-0	-	-	0-1	-	1-0	-	3-2
Purdue	-	-	-	0-1	1-0	1-0	0-1	0-2	2-4
Rice	-	-	1-0	-	1-0	1-1	-	0-1	3-2
Rutgers	-	0-1	-	1-0	0-1	-	-	-	1-2
San Diego St.	-	1-1	2-0	-	-	-	-	-	3-1
San Jose St.	-	1-0	-	-	-	-	-	-	1-0
South Carolina	-	-	-	-	-	-	0-1	0-1	-
South Fla.	-	-	-	-	-	-	3-0	3-0	-
Southern California	1-2	-	-	0-1	1-0	1-0	0-1	0-1	3-5
Southern Methodist	-	0-1	0-2	-	-	0-1	-	-	0-4
Southern Miss.	0-1	-	-	-	1-0	-	0-1	-	1-2
Stanford	1-0	-	0-1	-	-	-	-	-	2-1
Syracuse	-	0-1	-	0-1	1-0	-	1-1	1-0	3-3
Temple	-	-	-	-	-	-	-	0-3	0-3
Tennessee	-	-	1-0	-	0-1	-	1-0	2-0	4-1
Texas	0-1	-	-	-	-	-	-	-	0-1
Texas A&M	-	1-0	1-0	-	0-1	-	0-2	-	2-3
TCU	-	-	1-0	0-1	-	0-1	0-1	1-0	2-3

Team	Overall							W-L	
	1996	1997	1998	1999	2000	2001	2002		
UTEP	-	-	0-1	0-1	-	-	-	-	0-2
Texas Tech	-	-	-	-	-	0-1	1-1	-	1-2
Toledo	1-0	-	-	-	-	-	-	-	1-0
Troy St.	*	*	*	*	*	*	0-1	-	0-1
Tulane	-	-	-	-	-	-	-	1-0	1-0
Tulsa	-	-	-	-	-	-	-	-	-
UCLA	1-0	-	1-0	1-0	0-1	-	-	1-0	4-1
Utah	-	-	1-1	-	-	-	0-1	1-0	2-2
Utah St.	-	-	1-1	-	-	0-1	2-1	-	4-2
Vanderbilt	-	-	1-1	-	-	-	-	0-1	1-2
Virginia	-	-	-	0-1	0-1	-	-	0-1	0-3
Virginia Tech	-	-	1-0	1-0	-	-	0-1	1-0	3-1
Wake Forest	-	-	-	-	-	-	0-1	-	0-1
Washington	1-0	-	-	0-1	-	-	1-0	-	2-1
Washington St.	0-1	1-0	-	-	0-3	-	1-1	0-1	2-6
West Virginia	-	0-1	-	-	1-0	-	-	-	1-1
Western Mich.	1-1	-	-	1-0	-	-	0-1	-	2-2
Wisconsin	-	-	-	1-0	1-2	-	1-0	-	3-2
Wyoming	1-1	-	1-0	-	-	-	0-1	-	2-2
I-AA, II Opponents	0-2	2-0	-	-	-	2-1	0-1	1-1	5-5
Totals	26-26	25-25	24-24	26-26	36-36	18-18	31-31	34-34	220-220

*Not a Division I-A member at the time.

BY CONFERENCE

Conference	Overall							W-L		
	1996	1997	1998	1999	2000	2001	2002			
Atlantic Coast	-	2-1	1-2	3-4	3-3	2-2	1-2	4-5	16-19	
Big East	0-1	3-4	1-2	2-1	2-2	-	2-4	2-3	12-17	
Big Ten	1-1	-	1-1	4-3	4-3	1-1	6-4	3-3	20-16	
Big 12	4-4	3-3	2-1	2-3	1-1	3-2	3-5	2-1	20-20	
Big West	-	1-2	3-4	1-1	2-3	-	-	-	7-10	
Conference USA	3-1	2-1	-	2-2	4-5	0-2	4-3	6-4	21-18	
Mid-American	3-4	1-2	1-0	2-1	2-2	2-1	4-1	2-2	17-13	
Mountain West	-	-	-	-	1-2	0-2	3-4	2-2	6-10	
Pacific-10	8-6	3-2	3-3	2-2	7-7	1-1	2-2	2-4	28-27	
Southeastern	2-2	2-1	5-4	5-5	6-5	2-1	3-2	5-5	30-25	
Sun Belt	-	-	-	-	-	-	0-1	1-0	2-3	3-4
Western Athletic	4-3	4-6	7-6	3-3	1-0	5-4	-	1-1	25-23	
I-A Independents	1-2	2-3	0-1	0-1	2-3	-	2-3	2-0	9-13	
I-AA, II Opponents	0-2	2-0	-	-	1-0	2-1	0-1	1-1	6-5	
Totals	26-26	25-25	24-24	26-26	36-36	18-18	31-31	34-34	220-220	

Division I-A Stadiums

LISTED ALPHABETICALLY BY SCHOOL

School	Stadium	Conference	Year Built	Cap.	Surface* (Year)
Air Force	Falcon	Mountain West	1962	52,480	Grass
Akron	^Rubber Bowl	Mid-American-E	1940	35,202	AstroTurf (94)
Alabama	^Bryant-Denny	Southeastern-W	1929	83,818	PAT (S91)
UAB	^Legion Field	Conference USA	1927	83,091	Grass (S95)
Arizona	^Arizona	Pacific-10	1928	57,803	Grass
Arizona St.	^Sun Devil	Pacific-10	1959	73,656	Grass
Arkansas	^Razorback	Southeastern-W	1938	72,000	Grass (S95)
Arkansas St.	^Indian	Sun Belt	1974	33,410	Grass
Army	^Michie	Conference USA	1924	39,929	AstroTurf (92)
Auburn	^Jordan-Hare	Southeastern-W	1939	86,063	Grass
Ball St.	^Ball State	Mid-American-W	1967	22,500	Grass
Baylor	^Floyd Casey	Big 12-S	1950	50,000	SportGrass (S98)
Boise St.	^Bronco	Western Athletic	1970	30,000	Blue AstroTurf
Boston College	^Alumni	Big East	1957	44,500	AstroTurf (97)
Bowling Green	^Doyt Perry	Mid-American-E	1966	30,599	Grass
Brigham Young	^LaVell Edwards	Mountain West	1964	65,000	FieldTurf (01)
Buffalo	^UB Stadium	Mid-American-E	1993	30,000	Grass
California	^Memorial	Pacific-10	1923	75,662	Momentum Turf (S03)
UCF	^Florida Citrus	Independent	1936	70,188	Grass
Central Mich.	^Kelly-Shorts	Mid-American-W	1972	30,199	AstroTurf (04)
Cincinnati	^Nippert	Conference USA	1916	35,000	FieldTurf (00)
Clemson	^Memorial	Atlantic Coast	1942	81,473	Grass
Colorado	^Folsom	Big 12-N	1924	50,942	Grass (S99)
Colorado St.	^Hughes	Mountain West	1968	30,000	Grass
Connecticut	^Rentschler Field	Independent	2003	40,000	Grass
Duke	^Wallace Wade	Atlantic Coast	1929	33,941	Grass
East Caro.	^Dowdy-Ficklen	Conference USA	1963	43,000	Grass (83)
Eastern Mich.	^Rynearson	Mid-American-W	1969	30,200	AstroTurf (98)
Florida	^Florida Field	Southeastern-E	1929	83,000	Grass (S90)
Florida St.	^Doak S. Campbell	Atlantic Coast	1950	80,000	PAT (88)
Fresno St.	^Bulldog	Western Athletic	1980	41,031	Grass

School	Stadium	Conference	Year Built	Cap.	Surface* (Year)
Georgia	Sanford	Southeastern-E	1929	92,058	Grass
Georgia Tech	Bobby Dodd/Grant Field	Atlantic Coast	1913	46,000	FieldTurf (01)
Hawaii	^Aloha	Western Athletic	1975	50,000	FieldTurf (01)
Houston	Robertson	Conference USA	1942	22,000	Grass
Idaho	#Kibbie Dome	Sun Belt	1975	16,000	AstroTurf
Idaho	^Clarence D. Martin	Sun Belt	1972	37,600	FieldTurf (00)
Illinois	Memorial	Big Ten	1923	69,249	AstroPlay (01)
Indiana	Memorial	Big Ten	1960	52,354	AstroPlay (S98)
Iowa	Kinnick	Big Ten	1929	70,397	PAT (97)
Iowa St.	Cyclone-Jack Trice	Big 12-N	1975	43,000	Grass (S96)
Kansas	Memorial	Big 12-N	1921	50,250	AstroPlay (00)
Kansas St.	K S U-Wagner Field	Big 12-N	1968	51,000	FieldTurf (02)
Kent St.	Dix	Mid-American-E	1969	30,520	AstroTurf (S97)
Kentucky	Commonwealth	Southeastern-E	1973	67,530	Grass
La.-Lafayette	Cajun Field	Sun Belt	1971	31,000	Grass
La.-Monroe	Malone	Sun Belt	1978	30,427	Grass
Louisiana Tech	Joe Aillet	Western Athletic	1968	30,600	Grass
Louisville	Papa John's Cardinal	Conference USA	1998	42,000	FieldTurf (03)
LSU	Tiger	Southeastern-W	1924	91,600	Grass
Marshall	Marshall University	Mid-American-E	1991	38,019	PolyTurf
Maryland	Byrd	Atlantic Coast	1950	48,055	FieldTurf (01)
Memphis	^Liberty Bowl	Conference USA	1965	62,380	Grass (87)
Miami (Fla.)	^Orange Bowl	Atlantic Coast	1935	72,319	PAT (94)
Miami (Ohio)	Fred C. Yager	Mid-American-E	1983	30,012	FieldTurf (S03)
Michigan	Michigan	Big Ten	1927	107,501	FieldTurf (03)
Michigan St.	Spartan	Big Ten	1957	72,027	Grass (02)
Middle Tenn.	Floyd/Jones Field	Sun Belt	1998	31,000	AstroTurf
Minnesota	^#Metrodome	Big Ten	1982	63,669	AstroTurf-8
Mississippi	Vaught-Hemingway	Southeastern-W	1941	60,580	Grass
Mississippi St.	Davis Wade at Scott Field	Southeastern-W	1914	55,082	PAT (86)
Missouri	Memorial/Faurot Field	Big 12-N	1926	68,349	FieldTurf (S03)
Navy	Navy-Marine Corps Mem.	Independent	1959	30,000	Grass
Nebraska	Memorial/Osborne Field	Big 12-N	1923	73,918	FieldTurf (99)
UNLV	^Sam Boyd	Mountain West	1971	36,800	Grass (S99)
Nevada	Mackay	Western Athletic	1967	31,545	FieldTurf (S00)
New Mexico	University	Mountain West	1960	37,370	Grass
New Mexico St.	Aggie Memorial	Sun Belt	1978	30,343	Grass
North Carolina	Kenan Memorial	Atlantic Coast	1927	60,000	Grass
North Carolina St.	^Carter-Finley	Atlantic Coast	1966	51,500	Grass
North Texas	Fouts Field	Sun Belt	1952	30,500	All-Pro Turf
Northern Ill.	Huskie	Mid-American-W	1965	31,000	FieldTurf (01)
Northwestern	Ryan Field	Big Ten	1926	47,129	Grass (S97)
Notre Dame	Notre Dame	Independent	1930	80,795	Grass
Ohio	Peden	Mid-American-E	1929	24,000	FieldTurf (S02)
Ohio St.	Ohio	Big Ten	1922	101,568	PAT (90)
Oklahoma	Memorial	Big 12-S	1923	72,765	Grass (S94)
Oklahoma St.	Lewis	Big 12-S	1920	50,614	AstroTurf (87)
Oregon	Autzen	Pacific-10	1967	41,698	FieldTurf (02)
Oregon St.	Reser	Pacific-10	1953	35,362	FieldTurf (01)
Penn St.	Beaver	Big Ten	1960	106,537	Grass
Pittsburgh	Heinz Field	Big East	2001	65,000	Grass
Purdue	Ross-Ade	Big Ten	1924	62,500	PAT (75)
Rice	Rice	Western Athletic	1950	70,000	AstroTurf-12 (97)
Rutgers	Rutgers	Big East	1994	41,500	Grass
San Diego St.	^Qualcomm	Mountain West	1967	51,000	FieldTurf (03)
San Jose St.	Spartan	Western Athletic	1933	31,218	Grass
South Carolina	Williams-Brice	Southeastern-E	1934	80,250	Grass
South Fla.	^Raymond James	Independent	1998	41,441	Grass
Southern California	^L.A. Memorial Coliseum	Pacific-10	1923	92,000	Grass
Southern Methodist	Gerald J. Ford	Western Athletic	2000	32,000	Grass
Southern Miss.	Roberts	Conference USA	1976	33,000	Grass
Stanford	Stanford	Pacific-10	1921	85,500	Grass
Syracuse	#Carrier Dome	Big East	1980	49,550	AstroTurf
Temple	Veterans	Big East	1971	66,592	AstroTurf-8
Tennessee	Neyland	Southeastern-E	1921	104,079	Grass (S94)
Texas	Royal-Memorial	Big 12-S	1924	80,882	PAT (S99)
Texas A&M	Kyle Field	Big 12-S	1925	82,600	Grass (S96)
TCU	Amon G. Carter	Conference USA	1929	44,008	FieldTurf (S04)
UTEP	^Sun Bowl	Western Athletic	1963	52,000	AstroTurf (97)
Texas Tech	Jones	Big 12-S	1947	50,500	AstroTurf-8 (88)
Toledo	Glass Bowl	Mid-American-W	1937	26,248	NexTurf (01)
Troy St.	Movie Gallery Veterans	Sun Belt	1950	30,000	AstroPlay (S03)
Tulane	^#Superdome	Conference USA	1975	69,767	AstroTurf (95)
Tulsa	Skelly	Western Athletic	1930	40,385	FieldTurf (00)
UCLA	^Rose Bowl	Pacific-10	1922	95,000	Grass
Utah	Rice-Eccles	Mountain West	1927	45,634	FieldTurf (S02)
Utah St.	E.L. Romney	Sun Belt	1968	30,257	Grass
Vanderbilt	Vanderbilt	Southeastern-E	1981	41,600	Grass (S99)
Virginia	Scott/Harrison Field	Atlantic Coast	1931	61,500	PAT (S95)
Virginia Tech	Lane	Atlantic Coast	1965	65,115	Grass
Wake Forest	Groves	Atlantic Coast	1968	31,500	Grass
Washington	Husky	Pacific-10	1920	72,500	FieldTurf (00)
Washington St.	Clarence D. Martin	Pacific-10	1972	37,600	FieldTurf (00)

School	Stadium	Conference	Year Built	Cap.	Surface* (Year)
West Virginia	Mountaineer Field	Big East	1980	63,500	AstroTurf-12 (97)
Western Mich.	Waldo	Mid-American-W	1939	30,200	NexTurf (01)
Wisconsin	Camp Randall	Big Ten	1917	76,634	FieldTurf (S03)
Wyoming	War Memorial	Mountain West	1950	33,500	Grass

^Not located on campus. #Indoor facility.

STADIUMS LISTED BY CAPACITY (TOP 30)

School	Stadium	Surface* (Year)	Capacity
Michigan	Michigan	107,501	FieldTurf (03)
Penn St.	Beaver	106,537	Grass
Tennessee	Neyland	104,079	Grass (S94)
Ohio St.	Ohio	101,568	PAT (90)
UCLA	^Rose Bowl	95,000	Grass
Georgia	Sanford	92,058	Grass
Southern California	^L.A. Memorial Coliseum	92,000	Grass
LSU	Tiger	91,600	Grass
Auburn	Jordan-Hare	86,063	Grass
Stanford	Stanford	85,500	Grass
Alabama	Bryant-Denny	83,818	PAT (S91)
UAB	^Legion Field	83,091	Grass (S95)
Florida	Florida Field	83,000	Grass (S90)
Texas A&M	Kyle Field	82,600	Grass (S96)
Clemson	Memorial	81,473	Grass
Notre Dame	Notre Dame	80,795	Grass
South Carolina	Williams-Brice	80,250	Grass
Texas	Royal-Memorial	80,082	PAT (S99)
Florida St.	Doak S. Campbell	80,000	PAT (88)
Wisconsin	Camp Randall	76,634	FieldTurf (03)
California	Memorial	75,662	Momentum Turf (S03)
Nebraska	Memorial/Osborne Field	73,918	FieldTurf (99)
Arizona St.	Sun Devil	73,656	Grass
Oklahoma	Memorial	72,765	Grass (S94)

School	Stadium	Surface* (Year)	Capacity
Washington	Husky	72,500	FieldTurf (00)
Miami (Fla.)	^Orange Bowl	72,319	PAT (S77)
Michigan St.	Spartan	72,027	Grass (02)
Arkansas	Razorback	72,000	Grass (S95)
Iowa	Kinnick	70,397	PAT (S89)
UCF	^Florida Citrus Bowl	70,188	Grass

^Not located on campus.

Surface Notes: *This column indicates the type of surface (either artificial or natural grass) present this year in the stadium. The brand name of the artificial turf, if known, is listed as well as the year the last installation occurred. The "S" preceding the year indicates that the school has switched either from natural grass to artificial turf or vice-versa. Legend: Turf—Any of several types of artificial turfs (name brands include AstroTurf, All-Pro, Omni-Turf, SuperTurf, FieldTurf, etc.); Grass—Natural grass surface; PAT—Prescription Athletic Turf (a "natural-artificial" surface featuring a network of pipes connected to pumps capable of sucking water from the natural turf or watering it. The pipes are located 18 inches from the surface and covered with a mixture of sand and filler. The turf also is lined with heating coils to keep it from freezing in temperatures below 32 degrees). SportGrass—Combines natural grass with a below-the-surface system of synthetic elements. FieldTurf—Hybrid fibers made from a polyethylene blend, treated and tufted into a unique porous surface. The infill is made from graded silica sand and ground rubber, and provides a non-compactible, resilient, natural earth feel.

Division I-A Stadium Facts: Houston and Tulsa claim to be the first college football teams to play in an indoor stadium (the Astrodome on September 11, 1965). But actually, Utah and West Virginia met December 19, 1964, in the Liberty Bowl in the Atlantic City Convention Hall. Technically, the Astrodome was the first indoor stadium built specially for football and baseball. The first major-college football game ever played on artificial turf was between Houston and Washington State on September 23, 1966.

Major-College Statistics Trends†

(Average Per Game, One Team)

Year	Rushing					Passing				Total Offense			Scoring	
	Plays	Yds.	Avg.	Att.	Cmp.	Pct.	Yds.	Av. Att.	Plays	Yds.	Avg.	TD	FG	Pts.
1937	-	133.8	-	13.0	5.0	.381	64.5	4.96	-	198.4	-	-	-	10.1
1938	40.8	140.1	3.43	14.0	5.2	.371	70.1	5.01	54.8	210.2	3.85	1.75	0.06	11.8
1939	40.8	135.9	3.33	13.8	5.2	.374	66.4	4.81	54.6	202.3	3.70	1.66	0.09	11.4
1940	41.9	140.5	3.35	14.8	5.8	.386	77.8	5.26	56.7	218.5	3.85	1.97	0.08	13.3
1941	42.2	141.2	3.35	15.0	5.9	.392	80.7	5.38	57.2	221.8	3.88	2.03	0.06	13.8
1946	42.3	152.4	3.60	15.5	6.1	.389	88.2	5.69	57.8	240.7	4.16	2.39	0.04	16.1
1947	42.3	158.7	3.75	15.3	6.3	.414	90.3	5.91	57.6	248.8	4.32	2.37	0.04	15.9
1948	43.7	162.2	3.71	15.9	6.7	.423	94.6	5.95	59.5	256.5	4.31	2.52	0.05	17.1
1949	47.2	180.6	3.83	17.7	7.6	.431	110.4	6.24	64.9	290.7	4.48	2.86	0.04	19.4
1950	47.0	180.2	3.83	17.5	7.7	.438	108.5	6.19	64.5	288.6	4.47	2.79	0.04	18.9
1951	48.6	182.5	3.76	18.9	8.4	.446	113.7	6.02	67.5	296.1	4.39	2.86	0.05	19.4
1952	48.3	176.4	3.65	18.4	8.1	.441	111.9	6.09	66.7	288.2	4.32	2.68	0.07	18.4
1953	45.1	176.6	3.92	15.2	6.5	.428	91.7	6.03	60.3	268.2	4.45	2.54	0.05	17.1
1954	45.5	184.1	*4.05	14.9	6.5	.437	91.1	6.14	60.3	225.1	4.56	2.59	0.05	17.4
1955	46.1	176.7	3.83	13.6	5.9	.435	84.7	6.24	59.6	261.3	4.38	2.37	0.05	16.1
1956	49.2	193.1	3.93	14.1	6.2	.437	85.9	6.09	63.3	279.0	4.41	2.45	0.05	16.5
1957	49.3	177.5	3.60	14.4	6.4	.444	85.5	5.94	63.6	263.0	4.14	2.31	0.06	15.6
1958	47.1	170.7	3.62	16.1	7.4	.458	97.7	6.06	63.2	268.4	4.24	2.31	0.09	16.0
1959	46.2	166.0	3.59	16.5	7.5	.451	98.5	5.96	62.7	264.5	4.21	2.25	0.17	15.9
1960	45.3	169.9	3.75	15.8	7.2	.454	93.6	5.94	61.1	263.4	4.31	2.19	0.19	15.6
1961	45.6	166.7	3.66	15.9	7.2	.448	94.7	5.95	61.5	261.4	4.25	2.23	0.23	16.0
1962	45.3	164.0	3.63	17.2	8.0	.463	105.0	6.10	62.5	269.0	4.31	2.30	0.21	16.4
1963	44.1	160.0	3.63	17.6	8.1	.461	105.3	5.98	61.7	265.3	4.30	2.19	0.27	15.8

Year	Rushing			Passing					Total Offense			Scoring		
	Plays	Yds.	Avg.	Att.	Cmp.	Pct.	Yds.	Av. Att.	Plays	Yds.	Avg.	TD	FG	Pts.
1964	43.7	149.7	3.43	17.9	8.5	.472	110.0	6.14	61.6	259.6	4.21	2.07	0.29	15.1
1965	45.1	149.4	3.31	20.8	9.7	.464	123.2	5.93	65.9	272.5	4.14	2.26	0.42	16.7
1966	44.3	148.7	3.36	22.0	10.3	.470	133.2	6.07	66.2	281.8	4.26	2.35	0.42	17.5
1967	47.3	154.7	3.27	22.9	10.7	.467	139.8	6.10	70.2	294.5	4.19	2.48	0.46	18.4
1968	49.7	170.8	3.44	25.4	12.1	.474	157.7	6.22	*75.1	328.5	4.38	2.89	0.46	21.2
1969	49.5	171.8	3.47	25.5	12.0	.471	157.1	6.17	74.9	328.9	4.39	2.90	0.54	21.6
1970	49.3	175.7	3.57	25.0	11.7	.467	152.7	6.12	74.2	328.3	4.42	2.83	0.57	21.3
1971	49.7	182.2	3.67	21.7	10.1	.463	132.3	6.10	71.3	314.5	4.41	2.69	0.54	20.2
1972	49.8	184.5	3.70	22.0	10.2	.462	136.9	6.24	71.8	321.4	4.48	2.71	0.61	20.6
1973	50.1	192.8	3.85	20.4	9.6	.472	130.9	6.41	70.5	323.6	4.59	2.75	0.65	21.0
1974	51.8	201.8	3.89	18.8	8.9	.474	122.3	6.50	70.7	324.1	4.59	2.64	0.63	20.2
1975	*51.9	*204.5	3.94	18.4	8.7	.473	119.6	6.52	70.3	324.1	4.61	2.57	0.74	20.1
1976	51.4	198.8	3.87	19.1	9.1	.474	123.5	6.49	70.4	322.2	4.58	2.57	0.75	20.0
1977	51.3	194.6	3.80	20.2	9.8	.483	134.5	6.67	71.5	329.1	4.61	2.67	0.73	20.8
1978	50.9	192.6	3.79	21.2	10.3	.486	138.9	6.55	72.1	331.5	4.60	2.64	0.76	20.6
1979	49.1	187.9	3.83	21.6	10.6	.491	139.3	6.47	70.6	327.2	4.63	2.55	0.77	20.0
1980	47.7	178.3	3.74	23.3	11.6	.500	151.9	6.52	71.0	330.2	4.65	2.61	0.81	20.5
1981	46.3	169.4	3.66	25.3	12.7	.502	164.7	6.51	71.6	334.1	4.67	2.57	0.87	20.5
1982	45.1	169.3	3.75	27.6	14.5	.522	182.4	6.61	72.7	351.7	4.84	2.71	1.02	21.9
1983	44.6	169.5	3.80	27.0	14.4	.536	182.8	6.79	71.6	352.3	4.92	2.73	1.06	22.1
1984	44.7	168.1	3.76	26.8	14.1	.527	181.1	6.77	71.5	349.2	4.89	2.66	1.15	22.1
1985	44.6	169.2	3.80	27.3	14.7	.537	186.1	6.82	71.8	355.3	4.95	2.74	1.09	22.4
1986	44.2	167.9	3.80	27.2	14.6	.537	185.1	6.81	71.4	353.0	4.95	2.80	1.07	22.7
1987	44.4	174.2	3.92	27.1	14.2	.526	183.6	6.78	71.5	357.8	5.01	2.83	1.13	23.1
1988	44.0	174.6	3.97	27.1	14.3	.529	185.8	6.87	71.1	360.3	5.07	2.91	*1.16	23.8
1989	42.7	166.4	3.90	28.5	15.4	.540	200.9	7.05	71.2	367.3	5.16	2.97	1.13	24.1
1990	43.1	167.7	3.90	28.3	15.1	.534	197.2	6.96	71.4	364.8	5.11	3.04	1.08	24.4
1991	43.3	169.7	3.91	27.2	14.6	.535	189.6	6.98	70.5	359.4	5.10	2.95	0.89	23.1
1992	42.7	165.6	3.89	28.1	14.9	.530	190.5	6.77	70.8	356.1	5.03	2.84	1.04	22.9
1993	41.8	166.3	3.98	28.7	15.9	.551	204.9	7.13	70.5	371.2	5.27	3.09	0.97	24.4
1994	41.8	166.8	3.99	28.5	15.6	.547	198.3	6.96	70.3	365.1	5.19	3.11	0.99	24.6
1995	41.5	167.3	4.03	29.7	16.3	.547	205.5	6.92	71.2	372.8	5.24	3.21	0.93	25.1
1996	41.5	164.4	3.97	28.9	15.4	.533	202.0	6.99	70.4	366.3	5.21	3.26	0.94	25.5
1997	40.2	158.7	3.94	29.2	15.8	.543	207.6	7.12	69.4	366.3	5.28	3.25	0.97	25.5
1998	40.7	158.6	3.89	29.1	15.7	.540	209.5	*7.19	69.9	368.1	5.27	3.20	1.05	25.5
1999	39.8	152.8	3.83	30.6	16.7	.544	212.5	6.94	70.4	365.3	5.18	3.23	1.05	25.6
2000	39.5	154.0	3.90	31.5	17.0	.541	216.2	6.88	71.0	370.2	5.22	3.33	1.01	26.2
2001	39.8	158.9	3.99	*31.6	17.6	.556	222.7	7.04	71.4	381.6	5.34	*3.47	1.01	27.2
2002	39.5	158.3	4.01	31.1	17.3	.554	217.5	6.98	70.6	375.8	5.32	3.46	1.07	*27.3
2003	39.6	158.7	4.01	31.4	*17.8	*.568	*223.9	7.13	71.0	*382.6	*5.39	3.40	1.06	26.9

*Record. †Records not compiled in 1942-45 except for Scoring Points Per Game: 1942 (15.7); 1943 (15.7); 1944 (16.3); 1945 (16.1).

Additional Major-College Statistics Trends†

Rules changes and statistics changes affecting trends: PUNTING—Beginning in 1965, 20 yards not deducted from a punt into the end zone for a touchback. INTERCEPTIONS—Interception yards not compiled, 1958-65. KICKOFF RETURNS—During 1937-45, if a kickoff went out of bounds, the receiving team put the ball in play on its 35-yard line instead of a second kickoff; in 1984 (rescinded in 1985), a 30-yard-line touchback for kickoffs crossing the goal line in flight and first touching the ground out of the end zone; in 1986, kickoffs from the 35-yard line. PUNT RETURNS—In 1967, interior linemen restricted from leaving until the ball is kicked.

Year	Punting			Interceptions			Punt Returns			Kickoff Returns			
	No.	Avg.	Net Avg.	No.	Avg. Ret.	Yds.	No.	Avg. Ret.	Yds.	No.	Avg. Ret.	Yds.	Pct. Ret'd
1937	9.2	36.3	-	1.68	-	-	-	-	-	-	-	-	-
1938	9.3	37.2	-	1.70	9.19	15.8	-	-	-	-	-	-	-
1939	*9.4	36.7	-	1.67	9.84	16.5	*4.42	9.40	41.6	2.14	19.3	41.3	.764
1940	9.1	36.6	-	1.79	10.05	18.0	4.21	10.58	44.5	2.32	20.4	47.5	.753
1941	8.9	36.1	-	*1.81	11.28	20.4	4.27	11.10	*47.4	2.41	20.2	48.6	.768
1946	7.3	35.7	-	1.75	11.79	20.6	3.70	11.32	41.9	3.01	18.9	56.9	.870
1947	6.7	36.4	30.3	1.61	11.93	19.2	3.47	11.73	40.7	3.04	18.9	57.3	.884
1948	6.3	36.3	30.2	1.60	12.59	20.2	3.09	*12.16	37.6	3.17	18.5	58.6	.873
1949	6.3	36.6	30.3	1.69	13.23	*22.3	3.21	12.13	38.9	3.51	17.9	62.8	.885
1950	6.0	36.3	30.8	1.61	11.99	19.3	3.04	10.72	32.6	3.46	16.6	57.4	.889
1951	6.4	35.9	30.7	1.67	12.00	20.1	3.10	10.58	32.8	3.53	17.0	59.9	.884
1952	6.3	36.4	31.6	1.60	11.60	18.5	3.07	9.95	30.5	3.45	17.6	60.7	.908
1953	5.2	34.9	29.7	1.37	12.12	16.6	2.57	10.66	27.4	3.27	17.8	58.2	.903
1954	4.9	34.9	29.4	1.36	12.48	16.9	2.42	11.16	27.0	3.32	18.4	61.0	*.910
1955	4.9	34.9	29.8	1.26	12.96	16.8	2.39	10.54	25.2	3.09	18.5	57.2	.892
1956	5.0	35.1	30.1	1.29	12.86	16.6	2.49	10.07	25.1	3.19	18.0	57.4	.906
1957	5.3	34.8	30.2	1.26	11.95	15.0	2.53	9.57	24.2	3.05	18.7	57.1	.897
1958	5.6	35.4	30.9	1.33	-	-	2.57	9.70	24.9	3.02	18.9	57.0	.880
1959	5.5	35.9	31.5	1.33	-	-	2.67	9.06	24.2	3.09	18.7	57.8	.892
1960	5.1	36.0	31.4	1.24	-	-	2.39	9.73	23.3	3.05	18.8	57.3	.890
1961	5.2	35.5	35.5	1.22	-	-	2.43	9.44	22.9	3.06	18.3	56.1	.873
1962	5.2	35.7	35.7	1.25	-	-	2.36	9.66	22.8	3.10	19.6	60.7	.876
1963	5.2	36.3	32.5	1.19	-	-	2.34	9.71	22.7	3.08	20.1	61.9	.880
1964	5.3	36.4	32.5	1.20	-	-	2.33	8.99	20.9	2.93	19.6	57.3	.862
1965	5.9	38.5	38.5	1.42	-	-	2.73	9.99	27.3	3.15	18.8	59.3	.849
1966	5.9	37.5	33.5	1.50	12.07	18.1	2.63	8.82	23.2	3.24	18.7	60.8	.849
1967	6.5	36.8	31.6	1.52	11.39	17.3	3.42	9.92	33.9	3.31	18.7	61.7	.831
1968	6.7	37.4	33.3	1.61	11.51	18.6	3.01	8.95	26.9	3.64	19.1	69.6	.829
1969	6.6	37.5	33.4	1.70	11.07	18.8	3.00	9.00	27.0	3.67	18.9	69.4	.818
1970	6.3	37.4	37.4	1.66	11.65	19.4	2.89	9.28	26.9	3.69	19.0	70.1	.828
1971	6.2	37.6	33.4	1.49	11.75	17.5	2.89	9.04	26.2	3.57	19.2	68.6	.834
1972	6.1	37.2	33.4	1.54	11.54	17.7	2.72	8.61	23.4	3.50	19.0	66.4	.803

Year	Punting			Interceptions			Punt Returns			Kickoff Returns			
	No.	Avg.	Net Avg.	No.	Avg. Ret.	Yds.	No.	Avg. Ref.	Yds.	No.	Avg. Ref.	Yds.	Pct. Ret'd
1973	5.8	37.8	34.1	1.36	11.30	15.4	2.52	8.65	21.8	3.54	19.6	69.2	.797
1974	5.6	37.6	34.2	1.23	11.30	13.9	2.40	7.92	19.0	3.38	19.1	64.3	.784
1975	5.4	38.1	35.0	1.21	11.26	13.6	2.39	7.19	17.2	3.20	19.3	61.7	.733
1976	5.7	38.0	35.1	1.23	11.44	14.0	2.42	6.83	16.5	3.14	18.3	57.4	.722
1977	5.8	38.0	35.0	1.26	11.05	13.9	2.45	7.10	17.3	3.16	18.4	58.1	.711
1978	6.0	38.0	34.9	1.34	10.83	14.5	2.51	7.39	18.6	3.18	18.7	59.6	.665
1979	5.8	37.7	34.8	1.31	10.66	14.0	2.38	7.09	16.9	3.02	18.8	56.9	.637
1980	5.8	38.3	35.4	1.37	10.85	14.9	2.44	7.01	17.1	2.91	19.0	55.1	.651
1981	6.0	38.9	35.9	1.38	10.22	14.1	2.45	7.22	17.7	2.86	18.8	53.9	.636
1982	5.9	39.8	*36.5	1.39	10.70	14.9	2.40	8.00	19.2	2.69	19.3	51.9	.561
1983	5.5	39.5	35.9	1.37	10.43	14.3	2.47	7.95	19.7	2.65	19.2	50.8	.549
1984	5.6	39.7	36.3	1.31	10.07	13.2	2.47	7.61	18.8	3.03	18.6	56.2	.621
1985	5.5	39.6	36.1	1.30	10.47	13.6	2.45	7.92	19.4	2.94	19.4	57.0	.603
1986	5.4	39.2	35.4	1.30	10.99	14.3	2.51	8.23	20.7	3.78	19.8	74.6	.770
1987	5.4	38.6	34.7	1.32	10.82	14.3	2.48	8.31	20.6	3.89	19.1	74.5	.780
1988	5.2	38.4	34.7	1.24	11.17	14.0	2.39	7.96	19.1	*3.97	19.4	77.1	.778
1989	5.2	38.5	34.3	1.28	10.75	13.8	2.36	8.46	20.0	3.92	19.7	*77.2	.776
1990	5.3	38.6	34.3	1.23	11.40	14.0	2.45	9.33	22.9	3.79	19.6	74.5	.738
1991	5.3	38.4	34.3	1.18	11.30	13.3	2.50	8.74	21.9	3.49	19.4	66.6	.741
1992	5.6	39.0	34.9	1.20	11.00	13.2	2.63	9.04	23.8	3.30	20.1	66.4	.732
1993	5.2	38.8	35.1	1.14	11.00	12.5	2.28	8.28	18.9	3.43	20.0	68.7	.679
1994	5.3	39.2	35.3	1.10	12.10	13.3	2.38	8.64	20.5	3.50	20.0	69.8	.714
1995	5.3	38.7	34.9	1.12	11.67	13.1	2.23	8.98	20.0	3.57	19.5	69.7	.848
1996	5.5	40.0	35.8	1.04	12.83	13.4	2.39	9.56	22.8	3.34	20.4	68.0	.783
1997	5.4	*40.5	36.2	1.05	12.45	13.0	2.47	9.49	23.4	3.47	20.3	70.5	.816
1998	5.5	39.8	35.5	1.05	12.80	13.4	2.53	9.45	23.9	3.52	20.6	72.4	.837
1999	5.6	39.8	35.3	1.12	13.00	14.5	2.61	9.61	25.1	3.36	20.3	68.2	.901
2000	5.6	39.0	34.2	1.12	*13.55	15.2	2.64	10.15	26.8	3.49	19.6	68.6	.807
2001	5.3	39.8	35.0	1.12	12.66	14.2	2.59	9.84	25.4	3.43	*20.7	71.0	.769
2002	5.2	39.5	34.2	1.10	12.61	13.8	2.73	10.59	28.9	3.47	20.2	70.4	.774
2003	5.3	40.4	34.7	1.06	12.69	13.4	2.67	9.84	26.3	3.30	20.6	67.8	.781

*Record. †Records not compiled in 1942-45.

Field Goal Trends (1938-68)

Year	Made	Year	Made	Year	Made	Atts.	Pct.
1938	47	1951	53	1961	277		
1939	80	1952	83	1962	261		
1940	84	1953	50	1963	314		
1941	59	1954	48	1964	368		
1942-45	*	1955	57	1965	484	1,035	.468
1946	44	1956	53	1966	522	1,125	.464
1947	38	1957	64	1967	555	1,266	.438
1948	53	1958	103	1968	566	1,287	.440
1949	46	1959	†199				
1950	46	1960	224				

*Records not compiled. †Goal posts widened from 18 feet, 6 inches to 23 feet, 4 inches in 1959.

Field Goal Trends (From 1969)

(Includes Field Goal Attempts by Divisions I-AA, II and III Opponents)

Year	Totals			Breakdown by Distances											
	Made	Atts.	Pct.	16-39	Pct.	16-49	Pct.	40-49	Pct.	50-59	Pct.	60 Plus			
1969	669	1,402	.477	538-872	.617	654-1,267	.516	116-395	.294	15-135	.111	0-8			
1970	754	1,548	.487	614-990	.620	740-1,380	.536	126-390	.323	14-168	.083	1-9			
1971	780	1,625	.480	607-1,022	.594	760-1,466	.518	153-444	.345	20-159	.126	0-11			
1972	876	1,828	.479	705-1,150	.613	855-1,641	.521	150-491	.305	21-187	.112	1-12			
1973	958	1,920	.499	728-1,139	.639	914-1,670	.547	186-531	.350	44-250	.176	1-21			
1974	947	1,905	.497	706-1,096	.644	906-1,655	.547	200-559	.358	41-250	.164	1-17			
1975	1,164	2,237	.520	849-1,255	.676	1,088-1,896	.574	239-641	.373	76-341	.223	4-32			
1976	1,187	2,330	.509	854-1,301	.656	1,131-1,997	.566	277-696	.398	56-333	.168	3-24			
1977	1,238	2,514	.492	882-1,315	.671	1,160-2,088	.556	278-773	.360	78-426	.183	6-40			
1978	1,229	2,113	.582	938-1,361	.689	1,193-1,982	.602	255-621	.411	36-131	.275	1-4			
				Under 20	20-29	30-39	40-49	50-59	60 Plus						
1979	1,241	2,129	.583	34-43	.791	455-601	.757	425-706	.602	286-600	.477	41-173	.237	0-6	.000
1980	1,245	2,128	.585	31-39	.795	408-529	.771	452-696	.649	317-682	.465	37-175	.211	0-7	.000
1981	1,368	2,254	.607	42-48	.875	471-598	.788	461-731	.631	335-698	.480	58-169	.343	1-10	.100
1982	1,224	1,915	.639	31-34	.912	384-475	.808	415-597	.695	319-604	.528	73-190	.384	2-15	.133
1983	1,329	2,025	.656	34-37	.919	417-508	.821	477-636	.750	329-628	.524	72-201	.358	0-15	.000
1984	1,442	2,112	.683	44-49	.898	450-532	.846	503-681	.739	363-630	.576	80-206	.388	2-14	.143
1985	1,360	2,106	.646	40-47	.851	416-511	.814	478-657	.728	341-647	.527	84-227	.370	1-17	.059
1986	1,326	2,034	.652	45-48	.938	445-525	.848	448-641	.699	340-629	.541	44-182	.242	4-9	.444
1987	1,381	2,058	.671	45-48	.938	484-559	.866	469-638	.735	311-604	.515	72-200	.360	0-9	.000
1988	1,421	2,110	.673	33-35	.943	487-573	.850	495-664	.745	337-610	.552	68-217	.313	1-11	.091
1989#	1,389	2,006	*.692	50-53	.943	497-565	.880	471-655	.719	319-573	.557	52-154	.338	0-6	.000
1990	1,348	2,011	.670	39-42	.929	477-546	.874	454-626	.725	319-625	.510	59-167	.353	0-5	.000
1991\$	1,092	1,831	.596	31-32	.969	395-519	.761	366-612	.598	254-531	.478	45-132	.341	1-5	.200
1992	1,288	1,986	.649	32-38	.842	464-569	.815	447-673	.664	294-577	.510	49-126	.389	2-3	.667
1993§	1,182	1,832	.645	23-25	.920	490-599	.818	407-617	.660	224-488	.459	38-98	.388	0-5	.000
1994	1,220	1,877	.650	39-40	.975	458-528	.867	419-626	.669	263-547	.481	40-128	.313	1-8	.125
1995	1,150	1,759	.654	32-32	1.000	468-549	.852	373-587	.635	244-489	.499	31-100	.310	2-2	1.000

				Under 20	20-29	30-39	40-49	50-59	60 Plus
1996	1,207	1,899	.636	28-29 .966	431-509 .847	422-632 .668	277-581 .477	49-147 .333	0-1 .000
1997	1,255	1,895	.662	47-48 .979	445-524 .849	446-659 .677	272-540 .504	45-122 .369	0-2 .000
1998	1,376	2,075	.663	50-60 .833	475-563 .844	466-681 .684	336-622 .540	48-144 .333	1-5 .200
1999	1,387	2,074	.669	36-38 .947	499-608 .821	480-671 .715	321-611 .525	50-142 .352	1-4 .250
2000	1,285	1,906	.674	29-32 .906	442-517 .855	469-667 .703	297-539 .551	48-149 .322	0-2 .000
2001	1,302	1,941	.671	34-37 .919	459-530 .866	458-655 .699	306-572 .535	45-143 .315	0-4 .000
2002	*1,580	*2,355	.671	55-63 .873	541-637 .849	546-789 .692	389-717 .543	49-143 .343	0-6 .000
2003	1,560	2,260	.690	53-58 .914	552-650 .849	540-768 .703	359-608 .590	56-169 .331	0-7 .000

*Record. †First year after kicking tee became illegal. \$First year after goal-post width narrowed back to 18'6" from 23'4". §First year after hash marks narrowed to 60 feet from each sideline.

Field Goal Trends by Soccer-Style and Conventional Kickers

(Division I-A Kickers Only)

(Pete Gogolak of Cornell was documented as the first soccer-style kicker in college football history. The Hungarian-born kicker played at Cornell from 1961 through 1963. He set a national major-college record of 44 consecutive extra-point conversions and finished 54 of 55 for his career. His younger brother, Charley, also a soccer-styler, kicked at Princeton from 1963 through 1965.)

SOCCER-STYLE

Year	Totals				Breakdown by Distances						60 Plus		
	†No.	Made	Atts.	Pct.	16-39	Pct.	16-49	Pct.	40-49	Pct.		50-59	Pct.
1975	70	528	1,012	.522	370-540	.685	479-816	.587	109-276	.395	49-196	.250	1-17
1976	84	517	1,019	.507	350-517	.677	477-831	.574	127-314	.404	40-188	.213	3-16
1977	96	665	1,317	.505	450-649	.693	615-1,047	.587	165-398	.415	50-270	.185	2-27
1978	98	731	1,244	.588	540-768	.703	703-1,148	.612	163-380	.429	28-96	.292	1-3
							Under 20	20-29	30-39	40-49	50-59	60 Plus	
1979	116	839	1,413	.594			23-28	288-380	282-455	214-419	32-126	0-5	
1980	121	988	1,657	.596			26-32	327-416	342-522	261-540	32-147	0-5	
1981	138	1,108	1,787	.620			32-36	377-476	376-576	279-551	43-142	1-6	
1982	105	1,026	1,548	.663			26-27	317-375	346-482	273-495	62-156	2-13	
1983	110	1,139	1,724	.661			29-31	345-416	403-541	294-543	68-179	0-14	
1984	127	1,316	1,898	*.694			43-47	414-480	438-589	341-572	78-197	2-13	
1985	133	1,198	1,838	.652			35-41	369-452	415-578	306-560	72-191	1-16	
1986	128	1,201	1,829	.657			37-40	398-467	410-575	313-576	39-162	4-9	
1987	122	1,275	1,892	.674			40-43	458-523	424-574	290-566	63-177	0-9	
1988	140	1,317	1,947	.676			31-33	445-521	468-630	311-562	61-201	1-11	
1989	138	1,313	1,897	.692			49-52	462-526	441-612	310-551	51-150	0-6	
1990	135	1,282	1,890	.678			36-38	450-515	432-589	308-590	56-154	0-4	
1991	132	1,048	1,763	.594			30-31	381-500	349-589	243-512	44-130	1-1	
1992	135	1,244	1,926	.646			31-37	447-554	429-647	288-561	47-124	2-3	
1993	132	1,153	1,776	.649			23-25	475-578	398-600	219-475	38-93	0-5	
1994	138	1,203	1,856	.648			38-39	452-522	410-617	263-543	39-127	1-8	
1995	148	1,150	1,759	.654			32-32	468-549	373-587	244-489	31-100	2-2	
1996	149	1,207	1,899	.636			28-29	431-509	422-632	277-581	49-147	0-1	
1997	146	1,255	1,895	.662			47-48	445-524	446-659	272-540	45-122	0-2	
1998	149	1,376	2,075	.663			50-60	475-563	466-681	336-622	48-144	1-5	
1999	153	1,387	2,074	.669			36-38	499-608	480-671	321-611	50-142	1-4	
2000	147	1,285	1,906	.674			29-32	442-517	469-667	297-539	48-149	0-2	
2001	151	1,302	1,941	.671			34-37	459-530	458-655	306-572	45-143	0-4	
2002	159	*1,580	*2,355	.671			55-63	541-637	546-789	389-717	49-143	0-6	
2003	162	1,560	2,260	.690			53-58	552-650	540-768	359-608	56-169	0-7	

CONVENTIONAL

Year	Totals				Breakdown by Distances						60 Plus		
	†No.	Made	Atts.	Pct.	16-39	Pct.	16-49	Pct.	40-49	Pct.		50-59	Pct.
1975	116	564	1,085	.520	427-640	.667	541-959	.564	114-319	.357	23-126	.183	3-13
1976	101	608	1,192	.510	460-720	.639	594-1,065	.558	134-345	.388	14-127	.110	0-7
1977	98	513	1,054	.487	384-586	.655	487-916	.532	103-330	.312	26-138	.188	4-14
1978	86	440	761	.578	352-516	.682	434-729	.595	82-213	.385	6-32	.188	0-0
							Under 20	20-29	30-39	40-49	50-59	60 Plus	
1979	70	333	585	.569			10-14	140-185	111-198	63-150	9-37	0-1	
1980	62	258	471	.548			5-7	81-113	110-174	56-142	6-33	0-2	
1981	50	195	367	.531			8-9	70-97	69-126	41-112	7-22	0-1	
1982	25	103	195	.528			3-4	36-50	34-62	25-59	5-18	0-2	
1983	23	112	181	.619			4-5	40-55	46-58	22-50	0-12	0-1	
1984	10	44	76	.579			0-1	17-26	20-33	7-15	0-1	0-0	
1985	12	81	138	.587			3-4	22-29	29-40	19-44	8-20	0-1	
1986	8	58	89	.652			4-4	21-28	17-27	14-24	2-6	0-0	
1987	4	35	50	.700			4-4	10-14	14-16	6-9	1-7	0-0	
1988	5	26	40	.650			0-0	17-21	5-7	4-10	0-2	0-0	
1989	2	37	47	.787			1-1	19-20	12-16	5-9	0-1	0-0	
1990	2	23	38	.605			1-1	8-10	8-9	4-13	2-5	0-0	
1991	2	16	24	.667			0-0	5-9	6-7	5-7	0-1	0-0	
1992	1	12	18	.667			0-0	5-6	6-8	1-4	0-0	0-0	
1993	1	6	11	.545			0-0	4-5	2-3	0-3	0-0	0-0	
1994	1	17	21	*.810			1-1	6-6	9-9	0-4	1-1	0-0	
1995	0	0	0	.000			0-0	0-0	0-0	0-0	0-0	0-0	
1996	0	0	0	.000			0-0	0-0	0-0	0-0	0-0	0-0	
1997	0	0	0	.000			0-0	0-0	0-0	0-0	0-0	0-0	
1998	0	0	0	.000			0-0	0-0	0-0	0-0	0-0	0-0	
1999	0	0	0	.000			0-0	0-0	0-0	0-0	0-0	0-0	
2000	0	0	0	.000			0-0	0-0	0-0	0-0	0-0	0-0	
2001	0	0	0	.000			0-0	0-0	0-0	0-0	0-0	0-0	
2002	0	0	0	.000			0-0	0-0	0-0	0-0	0-0	0-0	
2003	0	0	0	.000			0-0	0-0	0-0	0-0	0-0	0-0	

*Record. †Number of kickers attempting at least one field goal.

Average Yardage of Field Goals

(Division I-A Kickers Only)

Year	Soccer-Style			Conventional			Nation		
	Made	Missed	Total	Made	Missed	Total	Made	Missed	Total
1975	35.1	43.2	39.0	33.1	41.3	37.0	34.1	42.2	37.9
1976	35.0	43.1	39.0	33.2	40.7	36.9	34.0	41.8	37.9
1977	34.7	44.3	39.5	33.3	41.9	37.7	34.1	43.2	38.7
1978	34.0	39.9	36.4	31.9	38.3	34.6	33.2	39.3	35.7
1979	33.7	39.9	36.2	31.9	38.0	34.5	33.2	39.3	35.7
1980	34.0	40.7	36.7	33.4	39.6	36.2	33.8	40.4	36.6
1981	33.9	40.1	36.2	33.2	38.6	35.7	33.8	39.8	36.1
1982	34.8	41.8	37.2	34.0	39.8	36.7	34.7	41.5	37.1
1983	34.7	42.1	37.2	32.3	40.5	35.5	34.5	41.9	37.0
1984	34.4	41.8	36.7	32.3	34.9	33.4	34.3	41.5	36.5
1985	34.5	41.3	36.8	35.4	41.7	38.0	34.5	41.3	36.9
1986	33.9	41.6	36.6	32.5	38.6	34.7	33.9	41.4	36.5
1987	33.5	41.8	36.2	32.3	41.4	35.1	33.5	41.8	36.2

Year	Soccer-Style			Conventional			Nation		
	Made	Missed	Total	Made	Missed	Total	Made	Missed	Total
1988	33.9	41.7	36.4	30.0	37.6	32.7	32.0	39.3	34.4
1989	33.5	41.2	35.9	30.5	39.6	32.4	33.4	41.2	35.8
1990	33.4	41.3	36.0	33.4	42.0	36.7	33.4	41.3	36.0
1991	33.2	40.7	35.8	28.6	31.9	40.7	35.9	40.4	36.1
1992	34.1	41.2	36.7	30.1	37.8	32.7	37.2	41.3	37.8
1993	32.4	38.9	34.7	26.8	38.0	31.9	32.3	38.9	34.6
1994	32.9	40.6	35.6	31.4	45.5	34.0	32.9	40.7	35.6
1995	32.4	40.1	35.0	—	—	—	32.4	40.1	35.0
1996	33.4	40.5	36.0	—	—	—	33.4	40.5	36.0
1997	33.2	40.1	35.5	—	—	—	33.2	40.1	35.5
1998	33.4	40.6	36.1	—	—	—	33.4	40.6	36.1
1999	34.0	40.9	36.8	—	—	—	34.0	40.9	36.8
2000	33.8	40.3	36.2	—	—	—	33.8	40.3	36.2
2001	34.1	40.2	36.4	—	—	—	34.1	40.2	36.4
2002	34.9	40.5	36.6	—	—	—	34.9	40.5	36.6
2003	34.8	40.6	36.7	—	—	—	34.8	40.6	36.7

Division I-A Extra-Point Trends

(From Start of Two-Point Attempts)

Year	Games	Percent of Total Tries		Kick Attempts			Two-Point Attempts		
		Kick	2-Pt.	Atts.	Made	Pct.	Atts.	Made	Pct.
1958	578	#.486	*.514	1,295	889	.686	*1,371	*613	.447
1959	578	.598	.402	1,552	1,170	.754	1,045	421	.403
1960	596	.701	.299	1,849	1,448	.783	790	345	.437
1961	574	.723	.277	1,842	1,473	.800	706	312	.442
1962	602	.724	.276	1,987	1,549	.780	757	341	.450
1963	605	.776	.224	2,057	1,659	.807	595	256	.430
1964	613	.814	.186	2,053	1,704	.830	469	189	.403
1965	619	.881	.119	2,460	2,083	.847	331	134	.405
1966	626	.861	.139	2,530	2,167	.857	410	165	.402
1967	611	.869	.131	2,629	2,252	.857	397	160	.403
1968	615	.871	.129	3,090	2,629	.851	456	181	.397
1969	621	.880	.120	3,168	2,781	.878	432	170	.394
1970	667	.862	.138	3,255	2,875	.883	522	246	*.471
1971	726	.889	.111	3,466	3,081	.889	433	173	.400
1972	720	.872	.128	3,390	3,018	.890	497	219	.441
1973	741	.893	.107	3,637	3,258	.896	435	180	.414
1974	749	.885	.115	3,490	3,146	.901	455	211	.464
1975	785	.891	.109	3,598	3,266	.908	440	171	.389
1976	796	.877	.123	3,579	3,241	.906	502	203	.404
1977	849	.891	.109	4,041	3,668	.908	495	209	.422
1978	816	.884	.116	3,808	3,490	.916	498	208	.418
1979	811	.897	.103	3,702	3,418	.923	424	176	.415
1980	810	.895	.105	3,785	3,480	.919	442	170	.384
1981	788	.901	.099	3,655	3,387	.927	403	172	.427
1982	599	.901	.099	2,920	2,761	.946	320	120	.375
1983	631	.896	.104	3,080	2,886	.937	356	151	.424
1984	626	.889	.111	2,962	2,789	.942	370	173	.468
1985	623	.899	.101	3,068	2,911	.949	345	121	#.351

Year	Games	Percent of Total Tries		Kick Attempts			Two-Point Attempts		
		Kick	2-Pt.	Atts.	Made	Pct.	Atts.	Made	Pct.
1986	619	.905	.095	3,132	2,999	.958	330	131	.397
1987	615	.892	.108	3,094	2,935	.949	375	163	.435
1988	616	.899	.101	3,215	3,074	.956	363	156	.430
1989	614	.888	.112	3,233	3,090	.956	409	179	.438
1990	623	.911	.089	3,429	3,291	*.960	335	138	.412
1991	617	.906	.094	3,279	3,016	.920	342	128	.374
1992	619	.899	.101	3,156	2,967	.940	353	159	.450
1993	613	.912	.088	3,455	3,251	.941	333	143	.429
1994	617	.897	.103	3,433	3,207	.934	395	163	.413
1995	622	.902	.098	3,594	3,354	.933	389	173	.445
1996	644	.923	.077	3,862	3,630	.940	322	144	.447
1997	646	.913	.087	3,828	3,572	.933	367	155	.422
1998	652	.919	.081	3,826	3,590	.938	339	146	.431
1999	663	.926	.074	3,957	3,725	.941	315	128	.406
2000	638	.934	.066	3,955	3,701	.936	#278	#114	.410
2001	645	.923	.077	4,125	3,897	.945	342	138	.404
2002	740	.930	.070	*4,744	4,452	.938	359	156	.435
2003	735	#.943	#.057	4,705	*4,482	.953	287	116	.404

*Record high. #Record low.

Division I-A Extra-Point Kick Attempts (1938-57)

Year	Pct. Made	Year	Pct. Made	Year	Pct. Made	Year	Pct. Made
1938	.608	1946	.657	1951	.711	1956	.666
1939	.625	1947	.657	1952	.744	1957	.653
1940	.607	1948	.708	1953	.650		
1941	.638	1949	.738	1954	.656		
1942-45	*	1950	.713	1955	.669		

*Not compiled.

Division I-A Defensive Extra-Point Trends

In 1988, the NCAA Football Rules Committee adopted a rule that gave defensive teams an opportunity to score two points on point-after-touchdown tries. The two points were awarded for returning an interception or advancing a blocked kick for a touchdown on point-after tries.

Year	Games	Kick Ret./TDs	Int. Ret./TDs	Total Ret./TDs
1988	616	8/2	6/0	14/2
1989	614	12/3	9/2	21/5
1990	623	9/3	5/2	14/5
1991	617	9/3	10/3	19/6
1992	619	8/5	1/0	9/5
1993	613	5/2	6/1	11/3
1994	617	4/0	8/3	12/3
1995	622	12/5	5/3	17/8
1996	644	9/4	7/3	16/7
1997	646	13/3	6/1	19/4
1998	652	11/4	7/4	18/8
1999	663	8/2	3/0	11/2
2000	638	10/3	5/2	15/5
2001	645	11/4	7/3	18/7
2002	740	19/4	6/3	25/7
2003	735	16/5	5/3	21/8
Totals	10,304	164/52	96/33	260/85

Division I-A Fumble-Recovery Returns

In 1990, the NCAA Football Rules Committee adopted a rule that gave the defense an opportunity to advance fumbles that occur beyond the neutral zone (or line of scrimmage). In 1992, the rule was changed to allow defenses to advance any fumble regardless of position behind or beyond the line of scrimmage. Here are the number of fumble recoveries by division that were advanced, and the number that resulted in a score.

Year	Games	Fumble Rec./TDs
1990	623	51/17
1991	617	60/16
1992	619	126/34
1993	613	117/24
1994	617	131/43
1995	622	148/49
1996	644	195/86
1997	646	206/76
1998	652	136/73
1999	663	150/84
2000	638	166/75
2001	645	152/78
2002	740	177/84
2003	735	194/88
Totals	9,074	2,009/827

Major-College Tie Games

The record for most tie games in a single week is six—on October 27, 1962; September 28, 1963; and October 9, 1982.

Note: Tiebreaker procedures began with 1996 season.

Year	No.	Games	Pct.	Scoreless
1954.....	15	551	2.72	2
1955.....	22	536	4.10	1
1956.....	28	558	5.02	2
1957.....	24	570	4.21	4
1958*.....	19	578	3.29	2
1959.....	13	578	2.25	4
1960.....	23	596	3.86	4
1961.....	11	574	1.92	1
1962.....	20	602	3.32	2
1963.....	25	605	4.13	4
1964.....	19	613	3.10	2
1965.....	19	619	3.07	4
1966.....	13	626	2.08	0
1967.....	14	611	2.29	1
1968.....	17	615	2.76	1
1969.....	9	621	1.45	0
1970.....	7	667	1.05	0
1971.....	12	726	1.65	1
1972.....	14	720	1.94	1
1973.....	18	741	2.43	2
1974.....	18	749	2.40	0
1975.....	16	785	2.04	0
1976.....	13	796	1.63	1
1977.....	16	849	1.88	1
1978.....	16	816	1.96	1
1979.....	17	811	2.10	1
1980.....	12	810	1.48	0
1981.....	17	788	2.16	0
1982.....	14	599	2.34	0
1983.....	13	631	2.06	†1
1984.....	15	626	2.40	0
1985.....	13	623	2.09	0
1986.....	10	619	1.62	0
1987.....	13	615	2.11	0
1988.....	12	616	1.95	0
1989.....	15	614	2.44	0

Year	No.	Games	Pct.	Scoreless
1990.....	15	623	2.41	0
1991.....	14	617	2.27	0
1992.....	13	619	2.10	0
1993.....	11	613	1.79	0
1994.....	13	617	2.11	0
1995.....	9	622	1.45	0

*First year of two-point conversion rule. †Last scoreless tie game: Nov. 19, 1983, Oregon vs. Oregon St.

Highest-Scoring Tie Games

(Home Team Listed First; Both Teams Classified Major-College or Division I-A at Time)

Note: Tiebreaker procedures began with 1996 season.

Score	Date	Opponents
52-52	11-16-91	San Diego St.-Brigham Young
48-48	9-8-79	San Jose St.-Utah St.
43-43	11-12-88	Duke-North Carolina St.
41-41	9-10-94	Northwestern-Stanford
41-41	9-23-89	San Diego St.-Cal St. Fullerton
40-40	11-8-75	Idaho-Weber St.
39-39	11-7-82	Texas Tech-TCU
37-37	9-23-67	*Alabama-Florida St.
36-36	9-30-72	Georgia Tech-Rice
35-35	9-23-95	Michigan St.-Purdue
35-35	11-16-91	San Jose St.-Hawaii
35-35	12-9-89	Hawaii-Air Force
35-35	9-23-89	Colorado St.-Eastern Mich.
35-35	10-7-78	Ohio St.-Southern Methodist
35-35	10-19-74	Idaho-Montana
35-35	10-9-71	New Mexico-New Mexico St.
35-35	9-27-69	Minnesota-Ohio
35-35	9-21-68	Washington-Rice
35-35	11-18-67	Navy-Vanderbilt
35-35	12-11-48	†Pacific (Cal.)—Hardin-Simmons
34-34	10-6-90	Iowa St.-Kansas
33-33	10-1-83	California-Arizona
33-33	9-24-49	TCU-Oklahoma St.
33-33	10-31-31	Yale-Dartmouth

*At Birmingham. †Grape Bowl, Lodi, Calif.

Home-Field Records

(Includes Host Teams at Neutral-Site Games)

Year	Games	Home Team			Pct.
		Won	Lost	Tied	
1966.....	626	365	248	13	.594
1967.....	611	333	264	14	.557
1968.....	615	348	250	17	.580
1969.....	621	366	246	9	.596
1970.....	667	399	261	7	.603
1971.....	726	416	298	12	.581
1972.....	720	441	265	14	.622
1973.....	741	439	284	18	.605
1974.....	749	457	274	18	.622
1975.....	785	434	335	16	.563
1976.....	796	463	320	13	.590
1977.....	849	501	332	16	.600
1978.....	816	482	318	16	.601
1979.....	811	460	334	17	.578
1980.....	809	471	327	12	.589
1981.....	788	457	314	17	.591
1982.....	599	368	217	14	.626
1983.....	631	364	254	13	.587
1984.....	626	371	240	15	.605
1985.....	623	371	239	13	.606
1986.....	619	363	246	10	.595
1987.....	615	387	215	13	*.640
1988.....	616	370	234	12	.610
1989.....	614	365	234	15	.607
1990.....	623	373	235	15	.611
1991.....	617	362	241	14	.598
1992.....	619	388	218	13	.637
1993.....	613	375	227	11	.621
1994.....	617	357	247	13	.589
1995.....	622	354	259	9	.576
1996.....	644	389	255	0	.604
1997.....	646	392	254	0	.607
1998.....	652	399	253	0	.612
1999.....	663	403	260	0	.608
2000.....	638	391	247	0	.613
2001.....	645	401	244	0	.622
2002.....	734	456	278	0	.621
2003.....	728	452	276	0	.621

* Record.

Number of Collegiate Underclassmen to Forego Their Remaining Eligibility to Enter the NFL Draft

(Beginning with 1989 NFL Draft; Numbers include all NCAA divisions)

Year	No. Declared	Underclassmen Drafted	No. Drafted in 1st Round
1989	25	12	3
1990	38	18	8 (1)
1991	33	22	4
1992	48	25	11 (1)
1993	46	24	10 (1)
1994	43	26	11 (1)
1995	42	22	11 (1)
1996	46	21	8
1997	44	27	(1)
1998	41	20	9
1999	42	27	10 (1)
2000	31	20	6
2001	54	31	13 (1)
2002	43	26	12
2003	54	32	10
2004	43	34	15

Note: (1) indicates that an underclassman was drafted overall No. 1 in entire draft. They were: 1990 (Jeff George); 1992 (Steve Emtman); 1993 (Drew Bledsoe); 1994 (Dan Wilkinson); 1995 (Ki-Jana Carter); 1997 (Orlando Pace); 1999 (Tim Couch); 2001 (Michael Vick).

I-A Members Since 1978

The following list shows years of active membership for current and former Division I-A football-playing institutions. The lists are from 1978, the year Division I was divided into I-A and I-AA.

Active Members

Air Force 1978-present
 Akron 1987-present
 Alabama 1978-present
 UAB 1996-present
 Arizona 1978-present
 Arizona St. 1978-present
 Arkansas 1978-present
 Arkansas St. 1978-81, 92-present
 Army 1978-present
 Auburn 1978-present
 Ball St. 1978-81, 83-present
 Baylor 1978-present
 Boise St. 1996-present
 Boston College 1978-present
 Bowling Green 1978-81, 83-present
 Brigham Young 1978-present
 Buffalo 2002-present
 California 1978-present
 UCF 1996-present
 Central Mich. 1978-present

Active Members

Cincinnati 1978-81, 83-present
 Clemson 1978-present
 Colorado 1978-present
 Colorado St. 1978-present
 Connecticut 2002-present
 Duke 1978-present
 East Caro. 1978-present
 Eastern Mich. 1978-81, 83-present
 Florida 1978-present
 Florida St. 1978-present
 Fresno St. 1978-present
 Georgia 1978-present
 Georgia Tech 1978-present
 Hawaii 1978-present
 Houston 1978-present
 Idaho 1997-present
 Illinois 1978-present
 Indiana 1978-present
 Iowa 1978-present
 Iowa St. 1978-present
 Kansas 1978-present
 Kansas St. 1978-present

Active Members

Kent St. 1978-81, 83-present
 Kentucky 1978-present
 La.-Lafayette 1978-present
 La.-Monroe 1978-81, 94-present
 LSU 1978-present
 Louisiana Tech 1978-81, 89-present
 Louisville 1978-present
 Marshall 1978-81, 98-present
 Maryland 1978-present
 Memphis 1978-present
 Miami (Fla.) 1978-present
 Miami (Ohio) 1978-81, 83-present
 Michigan 1978-present
 Michigan St. 1978-present
 Middle Tenn. 1999-present
 Minnesota 1978-present
 Mississippi 1978-present
 Mississippi St. 1978-present
 Missouri 1978-present
 Navy 1978-present
 Nebraska 1978-present
 UNLV 1978-present
 Nevada 1992-present
 New Mexico 1978-present
 New Mexico St. 1978-present
 North Carolina 1978-present

Active Members

North Carolina St. 1978-present
 North Texas 1978-81, 95-present
 Northern Ill. 1978-81, 83-present
 Northwestern 1978-present
 Notre Dame 1978-present
 Ohio 1978-81, 83-present
 Ohio St. 1978-present
 Oklahoma 1978-present
 Oklahoma St. 1978-present
 Oregon 1978-present
 Oregon St. 1978-present
 Penn St. 1978-present
 Pittsburgh 1978-present
 Purdue 1978-present
 Rice 1978-present
 Rutgers 1978-present
 San Diego St. 1978-present
 San Jose St. 1978-present
 South Carolina 1978-present
 South Fla. 2001-present
 Southern Calif. 1978-present
 Southern Methodist 1978-86, 89-present
 Southern Miss. 1978-present
 Stanford 1978-present
 Syracuse 1978-present

Active Members

Temple 1978-present
 Tennessee 1978-present
 Texas 1978-present
 Texas A&M 1978-present
 TCU 1978-present
 UTEP 1978-present
 Texas Tech 1978-present
 Toledo 1978-present
 Troy St. 2002-present
 Tulane 1978-present
 Tulsa 1978-present
 UCLA 1978-present
 Utah 1978-present
 Utah St. 1978-present
 Vanderbilt 1978-present
 Virginia 1978-present
 Virginia Tech 1978-present
 Wake Forest 1978-present
 Washington 1978-present
 Washington St. 1978-present
 West Virginia 1978-present
 Western Mich. 1978-81, 83-present
 Wisconsin 1978-present
 Wyoming 1978-present

Former Members

Cornell 1978-81
 Dartmouth 1978-81
 Drake 1978-80
 East Tenn. St. 1978-81*
 Furman 1978-81
 Harvard 1978-81
 Holy Cross 1978-81
 Illinois St. 1978-81
 Indiana St. 1978-81
 Lamar 1978-81*
 Long Beach St. 1978-91*
 McNeese St. 1978-81
 Pacific 1978-95*
 Pennsylvania 1978-81
 Princeton 1978-81
 Richmond 1978-81
 Southern Ill. 1978-81
 Tennessee St. 1978-80
 Texas-Arlington 1978-81*
 Villanova 1978-80
 VMI 1978-81
 West Tex. A&M 1978-80
 Western Caro. 1978-81
 Wichita St. 1978-86*
 William & Mary 1978-81
 Yale 1978-81

Former Members

Appalachian St. 1978-81
 Brown 1978-81
 Cal St. Fullerton 1978-92*
 Chattanooga 1978-81
 Citadel 1978-81
 Colgate 1978-81
 Columbia 1978-81

* Dropped football program.

College Football Rules Changes

The Ball

1869—Round, rubber Association ball.
1875—Egg-shaped, leather-covered Rugby ball.
1896—Prolate spheroid, without specific measurements.
1912—28-28 1/2 inches around ends, 22 1/2-23 inches around middle, weight 14-15 ounces.
1929—28-28 1/2 inches around ends, 22-22 1/2 inches around middle, weight 14-15 ounces.
1934—28-28 1/2 inches around ends, 21 1/4-21 1/2 inches around middle, weight 14-15 ounces.
1941—For night games, a white ball or other colored ball with two black stripes around the ball may be used at the discretion of the referee.
1952—Ball may be inclined no more than 45 degrees by snapper.
1956—Rubber-covered ball permitted.
1973—Teams allowed to use ball of their choice while in possession.
1978—Ball may not be altered, and new or nearly new balls added.
1982—10 7/8 to 11 7/16 inches long, 20 3/4 to 21 1/4 inches around middle, and 27 3/4 to 28 1/2 inches long-axis circumference.
1993—Rubber or composition ball ruled illegal.

The Field

1869—120 yards by 75 yards; uprights 24 feet apart.
1871—166 2/3 yards by 100 yards.
1872—133 1/3 yards by 83 1/3 yards.

1873—Uprights 25 feet apart.
1876—110 yards by 53 1/3 yards. Uprights 18 1/2 feet apart; crossbar 10 feet high.
1882—Field marked with transverse lines every five yards. This distance to be gained in three downs to retain possession.
1912—Field 120 yards by 53 1/3 yards, including two 10-yard end zones.
1927—Goal posts moved back 10 yards, to end line.
1957—Team area at 35-yard lines.
1959—Uprights widened to 23 feet, 4 inches apart.
1966—Pylons placed in corners of end zone and at goal lines mandatory in 1974.
1991—Uprights moved back to 18 feet, 6 inches apart.
1993—Hash marks moved six feet, eight inches closer to center of field to 60 feet from each sideline (40 feet apart).

Scoring

1869—All goals count 1 each.
1883—Safety 1, touchdown 4, goal after TD 4, goal from field 5.
1884—Safety 2, touchdown 4, goal from field 5.
1897—Touchdown 4, field goal 5, touchdown failing goal 5, safety 2.
1902—Teams change goals after every try at goal following a touchdown, after every goal from the field and also at the beginning of the half.
1904—Goal from field 4.
1909—Goal from field 3.

1912—Touchdown 4.
1921—Ball put in play at 30-yard line after a safety, 20-yard line after a touchback.
1922—Try-for-point by scrimmage play from 5-yard line.
1924—Try-for-point by scrimmage play from 3-yard line.
1927—Goal posts placed on end lines.
1929—Try-for-point by scrimmage play from 2-yard line.
1958—One-point & two-point conversion (from 3-yard line). One-point safety added.
1974—Ball must go between the uprights for a successful field goal, over the uprights previously scored.
1976—Forfeit score changed from 1-0 to score at time of forfeit if the offended team is ahead at time of forfeit.
1984—Try may be eliminated at end of game if both captains agree.
1995—Try at end of game mandatory unless team behind in score leaves field.

Scoring Values

1882—Touchdown 2 points; field goal 5 points; extra points 4 points
1883-87—Touchdown 4 points; field goal 5 points; extra points 4 points
1888-97—Touchdown 4 points; field goal 5 points; extra points 2 points
1898-1903—Touchdown 5 points; field goal 5 points; extra points 1 point
1904-08—Touchdown 5 points; field goal 4 points; extra points 1 point

- 1909-11**—Touchdown 5 points; field goal 3 points; extra points 1 point
1912-57—Touchdown 6 points; field goal 3 points; extra points 1 point
1958-present—Touchdown 6 points; field goal 3 points; extra points 1 point/kick, 2 points/run or pass.
1988-present—Extra points 2 points/defense.

Note: Safety worth 1 point from 1882-1883, 2 points in all seasons since 1884.

Players

- 1869**—Each team consisted of 25 players.
1873—Each team consisted of 20 players.
1876—Each team consisted of 15 players.
1880—Each team consisted of 11 players.
1895—Only one man in motion forward before the snap. No more than three players behind the line. One player permitted in motion toward own goal line.
1910—Seven players required on line.
1911—Illegal to conceal ball beneath a player's clothing.
1947—All players urged to be numbered in a uniform manner. Ends to wear numbers in the 80s; tackles, 70s; guards, 60s; centers, 50s; and backs, 10-49.
1966—Mandatory numbering of five players on the line 50-79.
1970—All players numbered 1-99.

Equipment

- 1894**—No one wearing projecting nails or iron plates on his shoes, or any metal substance upon his person, is allowed to play. No greasy or sticky substance shall be used on the person of players.
1903—If head protectors are worn, there can be no sole leather or other hard or unyielding substances in their construction. Leather cleats on shoes allowed.
1908—First documented jersey numbers used by Washington & Jefferson.
1915—Numbers added to jerseys.
1927—Rubber cleats allowed, but under no conditions are cleats to be dangerously sharp.
1930—No player shall wear equipment that endangers players. The committee forbids the use of head protectors or jerseys that are so similar in color to the ball that they give the wearer an unfair and unsportsmanlike advantage over the opponent. Stripes may be used to break up the solid colors.
1933—Head protectors or helmets recommended to be worn by all players.
1937—All players must wear minimum 6-inch Arabic numerals on the front and minimum 8-inch Arabic numerals on the back of jerseys.
1939—All players must wear helmets.
1946—All players must wear minimum 8-inch Arabic numerals on front (changed from 6 inches) and minimum 10-inch Arabic numerals on back of jerseys (changed from 8 inches), of a single color which must be in sharp contrast with the color of the jerseys.
1948—One-inch kicking tees permitted.
1951—Any circular or ring cleat prohibited unless it has rounded edges and a wall at least $\frac{3}{16}$ -inch thick. Face masks added to helmet. Must be made of non-breakable, molded plastic with rounded edges.
1962—All players recommended to wear properly fitted mouth protectors.
1965—Two-inch kicking tees permitted.
1966—Players prohibited from wearing equipment with electronic, mechanical or other signal devices for the purpose of communicating with any source.
1968—Metal face masks having surfaces with material as resilient as rubber are allowed.
1970—Shoe cleats more than one-half inch in length (changed from three-quarters inch) prohibited.
1972—All players must wear mouth protectors, beginning with 1973 season.
1973—All players shall wear head protectors with a secured chin strap.
1974—All players shall wear shoulder pads.
1976—All players shall wear hip pads and thigh guards.
1979—Beginning in 1981, one team shall wear white jerseys.
1982—Tearaway jersey eliminated by charging a timeout.
1983—Mandatory white jersey for visiting teams.
1986—Therapeutic or preventive knee braces must be worn under the pants.

- 1889**—Kicking tees eliminated for field goals and extra-point attempts.
1991—Rib and back pad covering mandatory.
1994—Standards established to limit glove stickiness. Jerseys that extend below the top of the pants must be tucked into the pants.
1995—Home team may wear white jerseys if both teams agree before the season.
1996—Cleats limited to one-half inch in length (see 1970). Violators disqualified for remainder of game and entire next game. Rule a dead ball when a ball carrier's helmet comes completely off, with the ball belonging to runner's team at that spot. Jerseys must extend to top of pants and must be tucked in if longer.
1997—Require all players on the same team to wear white or team-colored socks of the same design and length. Leg coverings, such as tights, if worn, must be in team colors and of a uniform design for all players on the same team.
1998—All eye shields, if worn, must be clear (transparent) and made from molded and rigid material. NCAA member institutions can, in the case of a death or catastrophic injury or illness, memorialize a player or person with a patch or decal not greater than 1 1/2 inches in diameter that displays the number, name or initials of the individual on the uniform or helmet.
1999—Visible bandanas are ruled an illegal uniform attachment.
2000—A maximum of two defensive players are allowed to wear 4-inch by 12-inch white towels without markings attached to the front belt.
2004—A glove cannot include any additional material that connects any of the fingers and/or thumb. On scrimmage plays, one white towel without markings may be worn by one interior offensive lineman, one offensive backfield player and a maximum of two defensive players. The towels of the offensive backfield and defensive players must be 4-inches by 12-inches and must be worn on the front or side belt. There are no restrictions on the size or location of the towel worn by the offensive lineman. On free kicks, one white towel without markings may be worn by a maximum of two Team A and two Team B players. The towels worn on free kicks must be 4-inches by 12-inches and must be worn on the front or side belt.

Substitutions

- 1876**—Fifteen players to a team and few if any substitutions.
1882—Replacements for disqualified or injured players.
1897—Substitutions may enter the game any time at discretion of captains.
1922—Players withdrawn during the first half may be returned during the second half. A player withdrawn in the second half may not return.
1941—A player may substitute any time but may not be withdrawn or the outgoing player returned to the game until one play had intervened. Platoon football made possible.
1948—Unlimited substitution on change of team possession.
1953—Two-platoon abolished and players allowed to enter the game only once in each quarter.
1954-64—Changes each year toward more liberalized substitution rule and platoon football.
1965—Platoon football returns. Unlimited substitutions between periods, after a score or try.
1974—Substitutes must be in for one play and replaced players out for one play.
1993—Players who are bleeding or whose uniforms are saturated with blood must come out of the game until their return has been approved by medical personnel.
2000—Offensive teams, while in the process of substitution or simulated substitution, are prohibited from rushing quickly to the line of scrimmage and snapping the ball with the obvious attempt to create a defensive disadvantage.
2004—The defensive team will be given the opportunity to complete its substitutions when offensive teams, while in the process of substitution or simulated substitution, rush quickly to the line of scrimmage with the obvious attempt to create a defensive disadvantage.

Passing Game

- 1906**—One forward pass legalized behind the line if made five yards right or left of center. Ball went to opponents if it failed to touch a player of either side before touching the ground. Either team could recover a pass touched by an opponent. One pass each scrimmage down.
1910—Pass interference does not apply 20 yards beyond the line of scrimmage. Passer must be five yards behind the line of scrimmage. One forward pass permitted during each down.
1914—Roughing the passer added.
1923—Handing the ball forward is an illegal forward pass and receivers going out of bounds and returning prohibited.
1934—Three changes encourage use of pass. (1) First forward pass in series of downs can be incomplete in the end zone without loss of ball except on fourth down. (2) Circumference of ball reduced, making it easier to throw. (3) Five-yard penalty for more than one incomplete pass in same series of downs eliminated.
1941—Fourth-down forward pass incomplete in end zone no longer a touchback. Ball goes to opponent at spot where put in play.
1945—Forward pass may be thrown from anywhere behind the line, encouraging use of modern T formation.
1949—Intentional grounding of a pass shall result in a loss of down and a five-yard penalty from the spot of the foul.
1966—Compulsory numbering system makes only players numbered other than 50-79 eligible forward-pass receivers.
1976—Offensive blocking changed to provide half extension of arms to assist pass blocking.
1980—Retreat blocking added with full arm extension to assist pass blocking, and illegal use of hands reduced to five yards.
1982—Pass interference only on a catchable forward pass. Forward pass intentionally grounded to conserve time permitted.
1983—First down added to roughing the passer.
1985—Retreat block deleted and open hands and extended arms permitted anywhere on the field.
1990—Pass thrown immediately to the ground to conserve time legal.
1994—Ball must be catchable for offensive player to be charged with pass interference.
1996—Principle of "reasonable opportunity to catch the pass" applied to intentional grounding situations.
1998—A backward pass can be recovered and advanced by the defense.
1999—Intentional grounding of a pass shall result in a loss of down at the spot of the foul.
2000—Allowing a passer, who is five yards or more toward the sideline from the original position of the ball at the snap, to throw the ball so that it lands beyond the neutral zone to avoid loss of yardage without penalty.
2004—A defensive player who is blocked into the passer is exempt from being penalized for roughing the passer.

General Changes

- 1876**—Holding and carrying the ball permitted.
1880—Eleven players on a side and a scrimmage line established.
1882—Downs and yards to gain enter the rules.
1883—Scoring system established.
1906—Forward passes permitted. Ten yards for first down.
1920—Clipping defined.
1922—Try-for-point introduced. Ball brought out five yards from goal line for scrimmage, allowing try for extra point by place kick, drop kick, run or forward pass.
1925—Kickoff returned to 40-yard line. Clipping made a violation, with penalty of 25 yards.
1927—One-second pause imposed on shift. Thirty seconds allowed for putting ball in play. Huddle limited to 15 seconds. To encourage use of lateral pass, missed backward pass other than from center declared dead ball when it hits the ground and cannot be recovered by opponents.
1929—All fumbles ruled dead at point of recovery.

- 1932**—Most far-reaching changes in nearly a quarter of a century set up safeguards against hazards of game. (1) Ball declared dead when any portion of player in possession, except his hands or feet, touches ground. (2) Use of flying block and flying tackle barred under penalty of five yards. (3) Players on defense forbidden to strike opponents on head, neck or face. (4) Hard and dangerous equipment must be covered with padding.
- 1941**—Legal to hand ball forward behind the neutral zone.
- 1949**—Blockers required to keep hands against their chest.
- 1951**—Fair catch restored.
- 1952**—Penalty for striking with forearm, elbow or locked hands, or for flagrantly rough play or unsportsmanlike conduct, changed from 15 yards to mandatory suspension.
- 1957**—Penalty for grabbing face mask.
- 1959**—Distance penalties limited to one-half distance to offending team's goal line.
- 1967**—Coaching from sideline permitted.
- 1970**—Eleven-game schedule permitted.
- 1971**—Crack-back block (blocking below waist) illegal.
- 1972**—Freshman eligibility restored.
- 1977**—Clock started on snap after a penalty.
- 1978**—Unsuccessful field goal returned to the previous spot.
- 1983**—Offensive encroachment changed...no offensive player permitted in or beyond the neutral zone after snapper touches ball.
- 1984**—Defensive pass interference penalty changed from spot of foul to 15 yards from previous spot.
- 1985**—One or both feet on ground required for blocking below waist foul.
- 1986**—Kickoff from the 35-yard line.
- 1988**—Defensive team allowed to score two points on return of blocked extra-point kick attempt or interception of extra-point pass attempt.
- 1990**—Defense allowed to advance fumbles that occur beyond the neutral zone.
- 1991**—Width between goal-post uprights reduced from 23 feet, 4 inches to 18 feet, 6 inches. Kickoffs out of bounds allow receiving team to elect to take ball 30 yards beyond yard line where kickoff occurred. Holding behind the neutral zone penalized 10 yards from the spot of the foul.
- 1992**—Defense allowed to advance fumbles regardless of where they occur. Changes ruling of 1990 fumble advancement.
- 1993**—Guard-around or "fumblerooski" play ruled illegal.
- 1994**—Players involved in a fight after half time disqualified for first half of next game; substitutes and coaches who participate in a fight in their team area or leave the team area to join a fight disqualified for entire next game; squad members and coaches involved in a fight during half time disqualified for first half of next game.
- 1995**—Defense penalized five yards for entering neutral zone before snap and causing offensive player to react immediately. Players prohibited from removing helmets on the field. Players disqualified after second unsportsmanlike-conduct foul in one game. Fight suspensions allowed to carry over to next season.
- 1996**—NCAA tiebreaker system to be used in all games tied after four periods.
- 1997**—In overtime tiebreaker system, require a team that scores a touchdown to attempt a two-point conversion in the third overtime period. Approved a rule requiring a game to be declared a tie if it is in overtime but cannot be finished due to weather, darkness or other conditions. Chop block redefined to be penalized if "obviously delayed" and added restrictions to the "crack-back" block to make it illegal up to five yards beyond line of scrimmage regardless of position of the ball. Officials prompted to enforce mouthpiece rule, charging a timeout to offending team if clock is stopped and player does not have mouthpiece in place. To prevent opponents from leveling punt returners with unnecessarily vicious hits, the penalty was increased from five to 15 yards.
- 1998**—For the first time in history, a backward pass can be recovered and advanced by the defense. It is now consistent with the application of the rules similar to how the defense is allowed to advance a fumble.
- 1999**—Holding behind the neutral zone will be penalized 10 yards from the previous line of scrimmage. Dead-ball fouls by both teams which are part of continuing action or of a retaliatory nature and reported at the same time will be canceled and the penalties disregarded. However, any disqualified player must leave the game. Teams may not break the huddle with 12 or more players.
- 2000**—An illegal block shall now include any high-low, low-high or low-low combination block by any two offensive players beyond the neutral zone regardless of simultaneous contact by both. Also, blocking below the waist by offensive players ("crack-back block") now includes not only wide receivers or players in motion but any player in motion in any direction at the snap and the area
- is expanded to include the neutral zone and 10 yards beyond. Also, prohibiting a defensive player(s) aligned in a stationary position within one yard of the line of scrimmage from making quick or abrupt actions that are not part of normal player movement in an obvious attempt to cause an offensive player(s) to foul.
- 2001**—A charged team timeout can be 30 seconds in duration if so desired by the team calling the timeout. Most penalties for offensive-team fouls that occur behind the neutral zone will be enforced from the previous spot.
- 2002**—The penalty for interference with the opportunity to catch a kick, when no contact is involved, increased from five to 10 yards. Yardage enforcement of flagrant personal fouls during possession by the defensive team may carry from one extra period to the next.
- 2003**—The game clock on all kickoffs will start when the ball is legally touched in the field of play. The two-yard restricted area around a player positioned to catch a free or scrimmage kick is deleted. Offensive linemen at the snap positioned more than seven yards in any direction from the middle lineman of the offensive formation are prohibited from blocking below the waist toward the original position of the ball in or behind the neutral zone and within 10 yards beyond the neutral zone. Backs at the snap positioned outside the normal tackle position in either direction toward a sideline, or in motion at the snap, are prohibited from blocking below the waist toward the original position of the ball in or behind the neutral zone and within 10 yards beyond the neutral zone.
- 2004**—A camera, with no audio component, may be attached to cables that hang over the team area. The head coach may now request a charged team timeout when timeouts are not exhausted, and when the ball is dead. No defensive player who runs forward and leaps in an obvious attempt to block a field goal or try may land on an opponent. The referee, if he is equipped with a microphone, will announce the number of the player committing the foul. The receiving team has the option of assessing the penalty for encroachment by the kicking team during a free kick from either the previous spot or from the end of the receiving team's run.



Division I-AA Records

Individual Records	136
Team Records.....	143
Annual Champions, All-Time Leaders	147
Team Champions	174
Toughest-Schedule Annual Leaders	176
Annual Most-Improved Teams	177
All-Time Team Won-Lost Records...	178
National Poll Rankings.....	182
Streaks and Rivalries	187
Cliffhangers	189
Division I-AA Stadiums.....	191
Division I-AA Statistics Trends	193
Black College National Champions	195



Individual Records

Total Offense

(Rushing Plus Passing)

MOST PLAYS

Quarter

33—Mickey Fein, Maine vs. Connecticut, Oct. 11, 1997 (4th)

Half

59—Joe Walland, Yale vs. Harvard, Nov. 20, 1999 (2nd)

Game

89—Thomas Leonard, Mississippi Val. vs. Texas Southern, Oct. 25, 1986 (440 yards)

Season

680—Bruce Eugene, Grambling, 2002 (5,018 yards)

Career

2,116—Marcus Brady, Cal St. Northridge, 1998-01 (13,095 yards)

MOST PLAYS PER GAME

Season

59.0—Steve McNair, Alcorn St., 1994 (649 in 11)

Career

49.5—Tom Proudian, Iona, 1993-95 (1,337 in 27)

MOST PLAYS BY A FRESHMAN

Game

81—Kevin Glenn, Illinois St. vs. Western Ill., Nov. 8, 1997 (470 yards)

Season

632—Martin Hankins, Southeastern La., 2003 (3,390 yards)

Also holds per-game record with 52.7 (632 in 12)

MOST YARDS GAINED

Quarter

278—Willie Totten, Mississippi Val. vs. Kentucky St., Sept. 1, 1984 (2nd)

Half

404—Todd Hammel, Stephen F. Austin vs. La.-Monroe, Nov. 11, 1989 (1st)

Game

668—Robert Kent, Jackson St. vs. Alabama St., Oct. 6, 2001 (595 passing, 73 rushing)

Season

5,799—Steve McNair, Alcorn St., 1994 (4,863 passing, 936 rushing)

2 Yrs

9,629—Steve McNair, Alcorn St., 1993-94 (8,060 passing, 1,569 rushing)

3 Yrs

13,686—Steve McNair, Alcorn St., 1992-94 (11,601 passing, 2,085 rushing)

Career

(4 yrs.) 16,823—Steve McNair, Alcorn St., 1991-94 (14,496 passing, 2,327 rushing)

MOST YARDS GAINED PER GAME

Season

527.2—Steve McNair, Alcorn St., 1994 (5,799 in 11)

Career

400.5—Steve McNair, Alcorn St., 1991-94 (16,823 in 42)

MOST SEASONS GAINING 3,000 YARDS OR MORE

4—Steve McNair, Alcorn St., 1991-94

MOST YARDS GAINED BY A FRESHMAN

Game

536—Brad Otton, Weber St. vs. Northern Ariz., Nov. 6, 1993 (48 plays)

Season

3,460—Jason Murrietta, Northern Ariz., 2003 (497 plays)

Per-game record—313.7, Steve McNair, Alcorn St., 1991 (3,137 in 10)

MOST YARDS GAINED IN TWO, THREE AND FOUR CONSECUTIVE GAMES

2 Games

1,280—Steve McNair, Alcorn St., 1994 (633 vs. Grambling, Sept. 3; 647 vs. Chattanooga, Sept. 10)

3 Games

1,859—Steve McNair, Alcorn St., 1994 (649 vs. Samford, Oct. 29; 624 vs. Mississippi Val., Nov. 5; 586 vs. Troy St., Nov. 12)

4 Games

2,423—Steve McNair, Alcorn St., 1994 (649 vs. Samford, Oct. 29; 624 vs. Mississippi Val., Nov. 5; 586 vs. Troy St., Nov. 12; 564 vs. Jackson St., Nov. 19)

MOST GAMES GAINING 300 YARDS OR MORE

Season

11—Steve McNair, Alcorn St., 1994

Career

32—Steve McNair, Alcorn St., 1991-94

MOST CONSECUTIVE GAMES GAINING 300 YARDS OR MORE

Season

11—Steve McNair, Alcorn St., 1994

Career

13—Neil Lomax, Portland St., 1979-80; Willie Totten, Mississippi Val., 1984-85; Steve McNair, Alcorn St., 1992-93

MOST GAMES GAINING 400 YARDS OR MORE

Season

9—Steve McNair, Alcorn St., 1994

Career

15—Steve McNair, Alcorn St., 1991-94

MOST CONSECUTIVE GAMES GAINING 400 YARDS OR MORE

Season

5—Willie Totten, Mississippi Val., 1984; Steve McNair, Alcorn St., 1994

MOST GAMES GAINING 500 YARDS OR MORE

Season

6—Steve McNair, Alcorn St., 1994

Career

9—Steve McNair, Alcorn St., 1991-94

MOST YARDS GAINED AGAINST ONE OPPONENT

Career

1,772—Steve McNair, Alcorn St. vs. Jackson St., 1991-94

Also holds per-game record with 443.0 (1,772 in 4)

GAINING 1,000 YARDS RUSHING AND 1,000 YARDS PASSING

Season

Tracy Ham (QB), Ga. Southern, 1986 (1,048 rushing, 1,772 passing); Alcedo Surtain (QB), Alabama St., 1995 (1,024 rushing, 1,224 passing); David Dinkins (QB), Morehead St., 1998 (1,169 rushing, 1,812 passing); Greg Hill (QB), Ga. Southern, 1998 (1,061 rushing, 1,193 passing); Greg Hill (QB), Ga. Southern, 1999 (1,084 rushing, 1,262 passing); David Dinkins (QB), Morehead St., 2000 (1,405 rushing, 1,704 passing); Chaz Williams (QB), Ga. Southern, 2002 (1,422 rushing, 1,022 passing); Allen Suber (QB), Bethune-Cookman, 2002 (1,035 rushing, 1,307 passing)

GAINING 1,000 YARDS RUSHING AND 2,000 YARDS PASSING

Season

David Dinkins, Morehead St., 1999 (1,138 rushing, 2,011 passing)

GAINING 1,000 YARDS RUSHING AND 1,000 YARDS RECEIVING

Season

Brian Westbrook (TB), Villanova, 1998 (1,046 rushing, 1,144 receiving) (first NCAA player to accomplish this feat)

GAINING 2,000 YARDS RUSHING AND 4,000 YARDS PASSING

Career

Tracy Ham (QB), Ga. Southern, 1984-86 (2,506 rushing, 4,871 passing); Bill Vergantino (QB), Delaware, 1989-92 (2,287 rushing, 6,177 passing); Steve McNair (QB), Alcorn St., 1991-94 (2,327 rushing, 14,496 passing); Ryan Vena (QB), Colgate, 1996-99 (2,008 rushing, 7,427 passing); David Dinkins (QB), Morehead St., 1997-00 (3,765 rushing, 5,572 passing); Travis Wilson (QB), Wofford, 1998-01 (2,488 rushing, 4,067 passing)

GAINING 3,000 YARDS RUSHING AND 3,000 YARDS PASSING

Career

Willie Taggart (QB), Western Ky., 1995-98 (3,957 rushing, 3,029 passing); Greg Hill (QB), Ga. Southern, 1996-99 (3,309 rushing, 3,369 passing); David Dinkins (QB), Morehead St., 1997-00 (3,765 rushing, 5,572 passing)

GAINING 3,000 YARDS RUSHING AND 5,000 YARDS PASSING

Career

David Dinkins (QB), Morehead St., 1997-00 (3,765 rushing, 5,572 passing)

TEAM HAVING A 200-YARD RUSHER AND A 200-YARD RECEIVER IN THE SAME GAME

Portland St., Charles Dunn (247 rushing yards) and Art Williams (208 receiving yards) vs. Sacramento St., Oct. 10, 1998 (Portland St. won, 58-31); Portland St., Charles Dunn (213 rushing yards) and Terry Charles (209 receiving yards) vs. Cal Poly, Oct. 30, 1999 (Portland St. won, 42-28)

HIGHEST AVERAGE GAIN PER PLAY

Game

(Min. 39-49 plays) 12.4—John Whitcomb, UAB vs. Prairie View, Nov. 19, 1994 (43 for 533)

(Min. 50-59 plays) 11.4—Steve McNair, Alcorn St. vs. Chattanooga, Sept. 10, 1994 (57 for 647)

(Min. 60 plays) 9.7—Steve McNair, Alcorn St. vs. Grambling, Sept. 3, 1994 (65 for 633)

Season

(Min. 2,500-3,299 yards) 9.6—Frank Baur, Lafayette, 1988 (285 for 2,727)

(Min. 3,300 yards) 8.9—Steve McNair, Alcorn St., 1994 (649 for 5,799)

Career

(Min. 4,000 yards) 8.2—Steve McNair, Alcorn St., 1991-94 (2,055 for 16,823)

MOST TOUCHDOWNS RESPONSIBLE FOR (TDs Scored and Passed For)

Game

9—Neil Lomax, Portland St. vs. Delaware St., Nov. 8, 1980 (passed for 8, scored 1); Willie Totten, Mississippi Val. vs. Prairie View, Oct. 27, 1984 (passed for 8, scored 1) & vs. Kentucky St., Sept. 1, 1984 (passed for 9)

Season

61—Willie Totten, Mississippi Val., 1984 (passed for 56, scored 5)

Also holds per-game record with 6.1 (61 in 10)

Career

157—Willie Totten, Mississippi Val., 1982-85 (passed for 139, scored 18)

Also holds per-game record with 3.9 (157 in 40)

MOST POINTS RESPONSIBLE FOR (Points Scored and Passed For)

Game

56—Willie Totten, Mississippi Val. vs. Kentucky St., Sept. 1, 1984 (passed for 9 TDs and 1 two-point conversion)

Season

368—Willie Totten, Mississippi Val., 1984 (passed for 56 TDs, scored 5 TDs and passed for 1 two-point conversion)

Also holds per-game record with 36.8 (368 in 10)

Career

946—Willie Totten, Mississippi Val., 1982-85 (passed for 139 TDs, scored 18 TDs and passed for 1 two-point conversion)

Also holds per-game record with 23.7 (946 in 40)

Rushing

MOST RUSHES

Quarter

20—Arnold Mickens, Butler vs. Dayton, Oct. 15, 1994 (4th)

Half

32—David Clark, Dartmouth vs. Pennsylvania, Nov. 18, 1989 (2nd); Arnold Mickens, Butler vs. Valparaiso, Oct. 8, 1994 (1st)

Game

56—Arnold Mickens, Butler vs. Valparaiso, Oct. 8, 1994 (295 yards)

Season

450—Jamaal Branch, Colgate, 2003 (2,326 yards) (16 games)

Career

1,124—Charles Roberts, Sacramento St., 1997-00 (6,553 yards)

MOST RUSHES PER GAME**Season**

40.9—Arnold Mickens, Butler, 1994 (409 in 10)

Career

38.2—Arnold Mickens, Butler, 1994-95 (763 in 20)

MOST RUSHES IN TWO CONSECUTIVE GAMES

110—Arnold Mickens, Butler, 1994 (56 vs. Valparaiso, Oct. 8; 54 vs. Dayton, Oct. 15)

MOST CONSECUTIVE CARRIES BY SAME PLAYER GAME

26—Arnold Mickens, Butler vs. Valparaiso, Oct. 8, 1994 (during 6 series)

MOST YARDS GAINED**Quarter**

194—Otto Kelly, Nevada vs. Idaho, Nov. 12, 1983 (3rd, 8 rushes)

Half

272—Tony Vinson, Towson vs. Morgan St., Nov. 20, 1993 (1st, 26 rushes)

Game

437—Maurice Hicks, N.C. A&T vs. Morgan St., Oct. 6, 2001 (34 rushes)

Season

2,326—Jamaal Branch, Colgate, 2003 (450 rushes) (16 games)

Career

6,559—Adrian Peterson, Ga. Southern, 1998-01 (996 rushes)

MOST YARDS GAINED PER GAME**Season**

225.5—Arnold Mickens, Butler, 1994 (2,255 in 10)

Career

(2 yrs.) 190.7—Arnold Mickens, Butler, 1994-95 (3,813 in 20)

(3 yrs.) 164.5—Adrian Peterson, Ga. Southern, 1998-00 (5,100 in 31)

(4 yrs.) 156.2—Adrian Peterson, Ga. Southern, 1998-01 (6,559 in 42)

MOST YARDS GAINED BY A FRESHMAN**Game**

393—Ryan Fuqua, Portland St. vs. Eastern Wash., Nov. 10, 2001 (45 rushes)

Season

1,932—Adrian Peterson, Ga. Southern, 1998 (257 rushes)

Also holds per-game record with 175.6 (1,932 in 11)

MOST YARDS GAINED BY A QUARTERBACK**Game**

309—Eddie Thompson, Western Ky. vs. Southern Ill., Oct. 31, 1992 (28 rushes)

Season

1,602—Matt Cannon, Southern Utah, 2000 (218 rushes)

Per-game record—156.1, David Dinkins, Morehead St., 2000 (1,405 in 9)

Career

4,852—Matt Cannon, Southern Utah, 1997-00 (674 rushes)

Also played as a slotback in 1997 and those statistics are not included

MOST GAMES GAINING 100 YARDS OR MORE**Season**

12—Jamaal Branch, Colgate, 2003

Career

40—Adrian Peterson, Ga. Southern, 1998-01 (42 games)

MOST CONSECUTIVE GAMES GAINING 100 YARDS OR MORE**Season**

11—Frank Hawkins, Nevada, 1980; Rich Lemon, Bucknell, 1994; Charles Roberts, Sacramento St., 1998; Adrian Peterson, Ga. Southern, 1998-99; Jamaal Branch, Colgate, 2003

Career

36—Adrian Peterson, Ga. Southern, 1998-01

MOST GAMES GAINING 100 YARDS OR MORE BY A FRESHMAN

11—Adrian Peterson, Ga. Southern, 1998

MOST GAMES GAINING 200 YARDS OR MORE**Season**

8—Arnold Mickens, Butler, 1994

Career

13—Charles Roberts, Sacramento St., 1997-00

MOST CONSECUTIVE GAMES GAINING 200 YARDS OR MORE**Season**

8—Arnold Mickens, Butler, 1994

MOST YARDS GAINED IN TWO, THREE AND FOUR CONSECUTIVE GAMES**2 Games**

691—Tony Vinson, Towson, 1993 (364 vs. Bucknell, Nov. 13; 327 vs. Morgan St., Nov. 20)

3 Games

906—Ryan Fuqua, Portland St., 2001 (393 vs. Eastern Wash., Nov. 10; 270 vs. Cal St. Northridge, Nov. 17; 243 vs. Sacramento St., Nov. 24)

4 Games

1,109—Arnold Mickens, Butler, 1994 (233 vs. Georgetown [Ky.], Sept. 17; 288 vs. Wis.-Stevens Point, Sept. 24; 293 vs. Drake, Oct. 1; 295 vs. Valparaiso, Oct. 8)

MOST SEASONS GAINING 1,000 YARDS OR MORE**Career**

4—Jerry Azumah, New Hampshire, 1995-98; Adrian Peterson, Ga. Southern, 1998-01

TWO PLAYERS, SAME TEAM, EACH GAINING 1,000 YARDS OR MORE

Jackson St., 1978—Perry Harrington (1,105) & Jeffrey Moore (1,094); Nevada, 1983—Otto Kelly (1,090) & Tony Corley (1,006); Eastern Ky., 1985—James Crawford (1,282) & Elroy Harris (1,134); Eastern Ky., 1986—Elroy Harris (1,152) & James Crawford (1,070); Citadel, 1988—Adrian Johnson (1,091) & Gene Brown (1,006); William & Mary, 1990—Robert Green (1,185) & Tyrone Shelton (1,020); Yale, 1991—Chris Kouri (1,101) & Nick Crawford (1,024); La.-Monroe, 1992—Greg Robinson (1,011) & Roosevelt Potts (1,004); Eastern Ky., 1993—Mike Penman (1,139) & Leon Brown (1,046); South Carolina St., 1994—Michael Hicks (1,368) & Marvin Marshall (1,201); Massachusetts, 1995—Frank Alessio (1,276) & Rene Ingoglia (1,178); Southern Utah, 1996—Brook Madsen (1,405) & Joe Dupaix (1,246); Colgate, 1997—Ed Weiss (1,069) & Daymon Smith (1,012); Cal Poly, 1997—Antonio Warren (1,151) & Craig Young (1,038); Southern Utah, 1997—Brook Madsen (1,214) & Matt Cannon (1,024); Ga. Southern, 1998—Adrian Peterson (1,932) & Greg Hill (1,061); Texas Southern, 1998—D.J. Bradley (1,219) & Thomas Sieh (1,202); Southern Utah, 1999—Matt Cannon (1,310) & Brook Madsen (1,046); Ga. Southern, 1999—Adrian Peterson (1,807) & Greg Hill (1,084); Ga. Southern, 2002—Chaz Williams (1,422) & Jermaine Austin (1,416)

MOST YARDS GAINED BY TWO PLAYERS, SAME TEAM**Game**

473—Jovan Griffith (262) & Jesse Chatman (211), Eastern Wash. vs. Cal St. Northridge, Sept. 25, 1999

Season


2,993—Adrian Peterson, (1,932) & Greg Hill (1,061), Ga. Southern, 1998

EARLIEST GAME GAINING 1,000 YARDS OR MORE**Season**

5th—Arnold Mickens, Butler, 1994 (1,106); Charles Roberts, Sacramento St., 1999 (1,018)

MOST YARDS GAINED IN OPENING GAME OF SEASON

304—Tony Citizen, McNeese St. vs. Prairie View, Sept. 6, 1986 (30 rushes)



Colgate Sports Information

Colgate running back Jamaal Branch set Division I-AA season records in 2003 for most rushing attempts (450), most yards gained (2,326), most games gaining 100 yards or more (12), and most rushing touchdowns (29).

MOST YARDS GAINED IN FIRST GAME OF CAREER

304—Tony Citizen, McNeese St. vs. Prairie View, Sept. 6, 1986 (30 rushes)

HIGHEST AVERAGE GAIN PER RUSH**Game**

(Min. 15-19 rushes) 19.1—Gene Brown, Citadel vs. VMI, Nov. 12, 1988 (15 for 286)

(Min. 20 rushes) 17.3—Russell Davis, Idaho vs. Portland St., Oct. 3, 1981 (20 for 345)

Season

(Min. 150-199 rushes) 8.7—Tim Hall, Robert Morris, 1994 (154 for 1,336)

(Min. 200 rushes) 7.6—Ryan Fuqua, Portland St., 2001 (210 for 1,586)

Career

(Min. 350-599 rushes) 7.4—Tim Hall, Robert Morris, 1994-95 (393 for 2,908)

(Min. 600 rushes) 7.3—Matt Cannon, Southern Utah, 1997-00 (757 for 5,489)

MOST TOUCHDOWNS SCORED BY RUSHING**Game**

7—Archie Amerson, Northern Ariz. vs. Weber St., Oct. 5, 1996

Season

29—Jamaal Branch, Colgate, 2003 (16 games)

Career

84—Adrian Peterson, Ga. Southern, 1998-01

MOST TOUCHDOWNS SCORED PER GAME BY RUSHING**Season**

2.5—Adrian Peterson, Ga. Southern, 1999 (28 in 11)

Career

2.0—Adrian Peterson, Ga. Southern, 1998-01 (84 in 42)

MOST TOUCHDOWNS SCORED BY RUSHING BY A QUARTERBACK**Season**

27—Chaz Williams, Ga. Southern, 2002

Career

64—Matt Cannon, Southern Utah, 1997-00

Per-game record—1.7, David Dinkins, Morehead St., 1997-00 (63 in 37)

LONGEST PLAY

99—Hubert Owens, Mississippi Val. vs. Ark.-Pine Bluff, Sept. 20, 1980; Pedro Bacon, Western Ky. vs. West Ala., Sept. 13, 1986 (only rush of the game); Phillip Collins, Southwest Mo. St. vs. Western Ill., Sept. 16, 1989; Jim Varick, Monmouth vs. Sacred Heart, Oct. 29, 1994; Jermaine Creighton, St. John's (N.Y.) vs. Siena, Nov. 2, 1996

Passing

HIGHEST PASSING EFFICIENCY RATING POINTS

Game

(Min. 15-24 atts.) 389.9—Mark Washington, Jackson St. vs. Alcorn St., Nov. 20, 1999 (17 attempts, 16 completions, 0 interceptions, 363 yards, 6 TD passes)
 (Min. 25-44 atts.) 287.2—Doug Turner, Morehead St. vs. Miles, Oct. 18, 1997 (26 attempts, 20 completions, 0 interceptions, 415 yards, 6 TD passes)
 (Min. 45 atts.) 220.8—Todd Hammel, Stephen F. Austin vs. La.-Monroe, Nov. 11, 1989 (45 attempts, 31 completions, 3 interceptions, 571 yards, 8 TD passes)

Season

(Min. 15 atts. per game) 204.6—Shawn Knight, William & Mary, 1993 (177 attempts, 125 completions, 4 interceptions, 2,055 yards, 22 TD passes)

Career

(Min. 300-399 comps.) 170.8—Shawn Knight, William & Mary, 1991-94 (558 attempts, 367 completions, 15 interceptions, 5,527 yards, 46 TD passes)
 (Min. 400 comps.) 166.3—Dave Dickenson, Montana, 1992-95 (1,208 attempts, 813 completions, 26 interceptions, 11,080 yards, 96 TD passes)

MOST PASSES ATTEMPTED

Quarter

33—Joe Walland, Yale vs. Harvard, Nov. 20, 1999 (3rd, completed 20)

Half

51—Joe Walland, Yale vs. Harvard, Nov. 20, 1999 (2nd, completed 33)

Game

77—Neil Lomax, Portland St. vs. Northern Colo., Oct. 20, 1979 (completed 44)

Season

592—Martin Hankins, Southeastern La., 2003 (completed 353)
 Per-game record—52.5, Joe Lee, Towson, 1999 (577 in 11)

Career

1,680—Steve McNair, Alcorn St., 1991-94 (completed 927); Marcus Brady, Cal St. Northridge, 1998-01 (completed 1,039)
 Per-game record—42.9, Stan Greene, Boston U., 1989-90 (944 in 22)

MOST PASSES ATTEMPTED BY A FRESHMAN

Game

66—Chris Swartz, Morehead St. vs. Tennessee Tech, Oct. 17, 1987 (completed 35); Kevin Glenn, Illinois St. vs. Western Ill., Nov. 8, 1997 (completed 41)

Season

592—Martin Hankins, Southeastern La., 2003 (completed 353)
 Also holds per-game record with 49.3 (592 in 12)

MOST PASSES COMPLETED

Quarter

20—Joe Walland, Yale vs. Harvard, Nov. 20, 1999 (3rd, attempted 33)

Half

33—Joe Walland, Yale vs. Harvard, Nov. 20, 1999 (2nd, attempted 51)

Game

48—Clayton Millis, Cal St. Northridge vs. St. Mary's (Cal.), Nov. 11, 1995 (attempted 65)

Season

385—Brett Gordon, Villanova, 2002 (attempted 578)
 Per-game record—32.4, Willie Totten, Mississippi Val., 1984 (324 in 10)

Career

1,039—Marcus Brady, Cal St. Northridge, 1998-01 (attempted 1,680)
 Per-game record—26.5, Chris Sanders, Chattanooga, 1999-00 (584 in 22)

MOST PASSES COMPLETED BY A FRESHMAN

Game

42—Travis Brown, Northern Ariz. vs. Montana, Oct. 26, 1996 (attempted 65); Martin Hankins, Southeastern La. vs. Jacksonville, Nov. 8, 2003 (attempted 57)

Season

353—Martin Hankins, Southeastern La., 2003 (attempted 592)
 Also holds per-game record with 29.4 (353 in 12)

MOST PASSES COMPLETED IN FRESHMAN AND SOPHOMORE SEASONS

555—Marcus Brady, Cal St. Northridge, 1998-99 (attempted 860)

MOST CONSECUTIVE PASSES COMPLETED

Game

20—Austin Moherman, Southwest Mo. St. vs. Indiana St., Oct. 7, 2000; Kyle Slager, Brown vs. Rhode Island, Oct. 5, 2002

MOST CONSECUTIVE PASSES COMPLETED TO START GAME

20—Austin Moherman, Southwest Mo. St. vs. Indiana St., Oct. 7, 2000; Kyle Slager, Brown vs. Rhode Island, Oct. 5, 2002

MOST CONSECUTIVE PASSES COMPLETED TO START FIRST GAME AS A FRESHMAN

12—Daunte Culpepper, UCF vs. Eastern Ky., Aug. 31, 1995

HIGHEST PERCENTAGE OF PASSES COMPLETED

Game

(Min. 20-29 comps.) 95.7%—Butch Mosby, Murray St. vs. Tenn.-Martin, Oct. 2, 1993 (22 of 23)

(Min. 30 comps.) 85.0%—Marcus Brady, Cal St. Northridge vs. Southwest Mo. St., Nov. 14, 1998 (34 of 40)

Season

(Min. 200 atts.) 70.6%—Giovanni Carmazzi, Hofstra, 1997 (288 of 408)

Career

(Min. 750 atts.) 67.3%—Dave Dickenson, Montana, 1992-95 (813 of 1,208)

MOST PASSES HAD INTERCEPTED

Game

7—Mick Spoon, Idaho St. vs. Montana, Oct. 21, 1978 (attempted 35); Charles Hebert, Southeastern La. vs. Northwestern St., Nov. 12, 1983 (23 attempts); Carlton Jenkins, Mississippi Val. vs. Prairie View, Oct. 31, 1987 (34 attempts); Dan Crowley, Towson vs. Maine, Nov. 16, 1991 (53 attempts)

Season

29—Willie Totten, Mississippi Val., 1985 (492 attempts)
 Also holds per-game record with 2.6 (29 in 11)

Career

75—Willie Totten, Mississippi Val., 1982-85
 Per-game record—2.0, John Witkowski, Columbia, 1981-83 (60 in 30)

LOWEST PERCENTAGE OF PASSES HAD INTERCEPTED

Season

(Min. 175-324 atts.) 0.36%—Eric Rasmussen, San Diego, 2002 (1 of 279)

(Min. 325 atts.) 0.84%—Jimmy Blanchard, Portland St., 1999 (3 of 355)

Career

(Min. 750 atts.) 1.65%—Joe Walland, Yale, 1997-99 (13 of 787)

MOST PASSES ATTEMPTED WITHOUT INTERCEPTION

Regulation Game

68—Tony Petersen, Marshall vs. Western Caro., Nov. 14, 1987 (completed 34)

Overtime Game

69—Chris Boden, Villanova vs. Connecticut, Oct. 16, 1999 (completed 43) (3 ot)

Entire Season

150—Ryan Fitzpatrick, Harvard, 2002 (completed 94)

MOST CONSECUTIVE PASSES ATTEMPTED WITHOUT INTERCEPTION

Season

342—Jimmy Blanchard, Portland St., 1999 (in 11 games, from Sept. 4 through Nov. 13)

Career

342—Jimmy Blanchard, Portland St., began Sept. 4, 1999, ended Nov. 13, 1999

MOST YARDS GAINED

Quarter

284—Sam Clemons, Western Ill. vs. Indiana St., Nov. 17, 2001 (2nd)

Half

383—Michael Payton, Marshall vs. VMI, Nov. 16, 1991 (1st)

Game

624—Jamie Martin, Weber St. vs. Idaho St., Nov. 23, 1991

Season

4,863—Steve McNair, Alcorn St., 1994

Career

14,496—Steve McNair, Alcorn St., 1991-94

MOST YARDS GAINED PER GAME

Season

455.7—Willie Totten, Mississippi Val., 1984 (4,557 in 10)

Career

350.0—Neil Lomax, Portland St., 1978-80 (11,550 in 33)

MOST YARDS GAINED BY A FRESHMAN

Game

540—Brad Otton, Weber St. vs. Northern Ariz., Nov. 6, 1993

Season

3,537—Martin Hankins, Southeastern La., 2003 (12 games)

Per-game record—308.9, Travis Brown, Northern Ariz., 1996 (3,398 in 11)

MOST YARDS GAINED IN FRESHMAN AND SOPHOMORE SEASONS

6,793—Travis Brown, Northern Ariz., 1996-97

MOST YARDS GAINED IN TWO, THREE AND FOUR CONSECUTIVE GAMES

2 Games


1,150—Steve McNair, Alcorn St., 1994 (587 vs. Samford, Oct. 29; 563 vs. Mississippi Val., Nov. 5)

3 Games

1,626—Steve McNair, Alcorn St., 1994 (587 vs. Samford, Oct. 29; 563 vs. Mississippi Val., Nov. 5; 476 vs. Troy St., Nov. 12)

4 Games

2,159—Steve McNair, Alcorn St., 1994 (587 vs. Samford, Oct. 29; 563 vs. Mississippi Val., Nov. 5; 476 vs. Troy St., Nov. 12; 533 vs. Jackson St., Nov. 19)



It didn't take long for Southeastern Louisiana quarterback Martin Hankins to get listed in the Division I-AA records. He holds the marks for most passes attempted by a freshman in a season (592), most passes completed (353), most passing yards (3,537) and most touchdown passes (30).

MOST GAMES GAINING 200 YARDS OR MORE**Season**

11—By 16 players. Most recent: Chris Sanders, Chattanooga, 2000; Chris Sanders, Chattanooga, 1999; Joe Lee, Towson, 1999; Steve McNair, Alcorn St., 1994; Chris Hakel, William & Mary, 1991; Jamie Martin, Weber St., 1991

Career

41—Steve McNair, Alcorn St., 1991-94 (42 games)

MOST CONSECUTIVE GAMES GAINING 200 YARDS OR MORE**Season**

11—By 13 players. Most recent: Chris Sanders, Chattanooga, 2000; Chris Sanders, Chattanooga, 1999; Steve McNair, Alcorn St., 1994; Chris Hakel, William & Mary, 1991; Jamie Martin, Weber St., 1991

Career

28—Steve McNair, Alcorn St., 1991-93; Neil Lomax, Portland St., 1978-80

MOST GAMES GAINING 300 YARDS OR MORE**Season**

10—Willie Totten, Mississippi Val., 1984; John Friesz, Idaho, 1989; Steve McNair, Alcorn St., 1994

Career

28—Neil Lomax, Portland St., 1978-80

MOST CONSECUTIVE GAMES GAINING 300 YARDS OR MORE**Season**

10—Willie Totten, Mississippi Val., 1984; John Friesz, Idaho, 1989

Career

13—Neil Lomax, Portland St., 1979-80

MOST YARDS GAINED AGAINST ONE OPPONENT**Career**

1,675—Willie Totten, Mississippi Val. vs. Prairie View, 1982-85
Also holds per-game record with 418.8 (1,675 in 4)

MOST YARDS PER ATTEMPT**Game**

(Min. 30-44 atts.) 16.1—Gilbert Renfro, Tennessee St. vs. Dist. Columbia, Nov. 5, 1983 (30 for 484)
(Min. 45 atts.) 12.7—Todd Hammel, Stephen F. Austin vs. La.-Monroe, Nov. 11, 1989 (45 for 571)

Season

(Min. 250-324 atts.) 10.3—Mike Smith, Northern Iowa, 1986 (303 for 3,125)
(Min. 325 atts.) 9.88—Rocky Butler, Hofstra, 2001 (335 for 3,311)

Career

(Min. 500-999 atts.) 9.5—Jay Johnson, Northern Iowa, 1989-92 (744 for 7,049)
(Min. 1,000 atts.) 9.2—Dave Dickenson, Montana, 1992-95 (1,208 for 11,080)

MOST YARDS GAINED PER COMPLETION**Game**

(Min. 15-19 comps.) 28.5—Kendrick Nord, Grambling vs. Alcorn St., Sept. 3, 1994 (17 for 485)
(Min. 20 comps.) 24.2—Matt Nagy, Delaware vs. Connecticut, Nov. 7, 1998 (23 for 556)

Season

(Min. 200 comps.) 16.7—Bruce Eugene, Grambling, 2002 (269 for 4,483)

Career

(Min. 350-399 comps.) 17.8—Jay Johnson, Northern Iowa, 1989-92 (397 for 7,049)
(Min. 400 comps.) 16.0—Shane Stafford, Connecticut, 1995-98 (522 for 8,368)

MOST TOUCHDOWN PASSES**Quarter**

7—Neil Lomax, Portland St. vs. Delaware St., Nov. 8, 1980 (1st)

Half

7—Neil Lomax, Portland St. vs. Delaware St., Nov. 8, 1980 (1st)

Game

9—Willie Totten, Mississippi Val. vs. Kentucky St., Sept. 1, 1984

Season

56—Willie Totten, Mississippi Val., 1984
Also holds per-game record with 5.6 (56 in 10)

Career

139—Willie Totten, Mississippi Val., 1982-85
Also holds per-game record with 3.5 (139 in 40)

MOST TOUCHDOWN PASSES BY A FRESHMAN**Season**

30—Martin Hankins, Southeastern La., 2003 (12 games)

MOST CONSECUTIVE GAMES THROWING A TOUCHDOWN PASS**Career**

36—Steve McNair, Alcorn St., 1991-94

MOST TOUCHDOWN PASSES, SAME PASSER AND RECEIVER**Season**

27—Willie Totten to Jerry Rice, Mississippi Val., 1984

Career

47—Willie Totten to Jerry Rice, Mississippi Val., 1982-84

HIGHEST PERCENTAGE OF PASSES FOR TOUCHDOWNS**Season**

(Min. 200-299 atts.) 12.5%—Ted White, Howard, 1996 (36 of 289)
(Min. 300 atts.) 10.9%—Doug Nussmeier, Idaho, 1993 (33 of 304)

Career

(Min. 500-749 atts.) 8.5%—Mike Williams, Grambling, 1977-80 (44 of 520)
(Min. 750 atts.) 8.2%—Tony Zimmerman, Duquesne, 1998-00 (73 of 889)

Receiving**MOST PASSES CAUGHT****Game**

24—Jerry Rice, Mississippi Val. vs. Southern U., Oct. 1, 1983 (219 yards); Chas Gessner, Brown vs. Rhode Island, Oct. 5, 2002 (206 yards)

Season

120—Stephen Campbell, Brown, 2000 (1,332 yards)
Also holds per-game record with 12.0 (120 in 10)

Career

317—Jacquay Nunnally, Florida A&M, 1997-00 (4,239 yards)
Per-game record—7.3, Jerry Rice, Mississippi Val., 1981-84 (301 in 41)

MOST PASSES CAUGHT BY A TIGHT END**Game**

18—Brian Forster, Rhode Island vs. Brown, Sept. 28, 1985 (327 yards)

Season

120—Stephen Campbell, Brown, 2000 (1,332 yards)
Also holds per-game record with 12.0 (120 in 10)

Career

245—Brian Forster, Rhode Island, 1983-85, 1987 (3,410 yards)

MOST PASSES CAUGHT BY A RUNNING BACK**Game**

21—David Pandt, Montana St. vs. Eastern Wash., Sept. 21, 1985 (169 yards)

Season

89—Brian Westbrook, Villanova, 1998 (1,144 yards)

2 Yrs

135—Gordie Lockbaum, Holy Cross, 1986-87 (2,012 yards)
Also holds per-game record with 6.1 (135 in 22)

Career

188—Jason Corle, Towson, 1996-99 (1,725 yards)

MOST PASSES CAUGHT BY A FRESHMAN**Game**

15—Emerson Foster, Rhode Island vs. Northeastern, Nov. 9, 1985 (205 yards); Drew Amerson, Cal St. Northridge vs. Weber St., Oct. 30, 1999 (147 yards)

Season

71—Drew Amerson, Cal St. Northridge, 1999 (897 yards)

MOST PASSES CAUGHT BY TWO PLAYERS, SAME TEAM**Season**

183—Jerry Rice (103 for 1,682 yards and 27 TDs) & Joe Thomas (80 for 1,119 yards and 11 TDs), Mississippi Val., 1984

Career

420—Darrell Colbert (217 for 3,177 yards and 33 TDs) & Donald Narcisse (203 for 2,429 yards and 26 TDs), Texas Southern, 1983-86

MOST YARDS GAINED**Game**

376—Kassim Osgood, Cal Poly vs. Northern Iowa, Nov. 4, 2000 (caught 17)

Season

1,712—Eddie Conti, Delaware, 1998 (caught 91)

Career

4,693—Jerry Rice, Mississippi Val., 1981-84 (caught 301)

MOST YARDS GAINED PER GAME**Season**

168.2—Jerry Rice, Mississippi Val., 1984 (1,682 in 10)

Career

(Min. 2,000-2,999 yds.) 116.9—Derrick Ingram, UAB, 1993-94 (2,572 in 22)
(Min. 3,000 yds.) 114.5—Jerry Rice, Mississippi Val., 1981-84 (4,693 in 41)

MOST YARDS GAINED BY A TIGHT END**Game**

327—Brian Forster, Rhode Island vs. Brown, Sept. 28, 1985 (caught 18)

Season

1,617—Brian Forster, Rhode Island, 1985 (caught 115)
Also holds per-game record with 161.7 (1,617 in 10)

Career

3,410—Brian Forster, Rhode Island, 1983-85, 1987 (caught 245)

MOST YARDS GAINED BY A RUNNING BACK**Game**

228—T.J. Stallings, Morgan St. vs. N.C. A&T, Oct. 6, 2001 (caught 8)

Season

1,152—Gordie Lockbaum, Holy Cross, 1987 (caught 78)
Also holds per-game record with 104.7 (1,152 in 11)

MOST YARDS GAINED BY A FRESHMAN**Game**

284—Jacquay Nunnally, Florida A&M vs. N.C. A&T, Oct. 11, 1997 (caught 13)

Season

1,073—Randy Moss, Marshall, 1996 (55 catches)

MOST YARDS GAINED BY TWO PLAYERS, SAME TEAM**Season**

2,801—Jerry Rice (1,682, 103 caught and 27 TDs) & Joe Thomas (1,119, 80 caught and 11 TDs), Mississippi Val., 1984

Career

5,806—Roy Banks (3,177, 184 caught and 38 TDs) & Cal Pierce (2,629, 163 caught and 13 TDs), Eastern Ill., 1983-86

HIGHEST AVERAGE GAIN PER RECEPTION**Game**

(Min. 5-9 receptions.) 44.6—John Taylor, Delaware St. vs. St. Paul's, Sept. 21, 1985 (5 for 223)
(Min. 10 receptions.) 29.0—Jason Cristino, Lehigh vs. Lafayette, Nov. 21, 1992 (11 for 319)

Season

(Min. 35-59 receptions.) 28.9—Mikhael Ricks, Stephen F. Austin, 1997 (47 for 1,358)
(Min. 60 receptions.) 20.7—Golden Tate, Tennessee St., 1983 (63 for 1,307)

Career

(Min. 90-124 receptions.) 24.3—John Taylor, Delaware St., 1982-85 (100 for 2,426)
(Min. 125 receptions.) 22.0—Dedric Ward, Northern Iowa, 1993-96 (176 for 3,876)

MOST GAMES GAINING 100 YARDS OR MORE**Career**

23—Jerry Rice, Mississippi Val., 1981-84 (41 games)

MOST TOUCHDOWN PASSES CAUGHT**Game**

6—Cos DeMatteo, Chattanooga vs. Mississippi Val., Sept. 16, 2000 (9 total catches for 203 yards)

Season

27—Jerry Rice, Mississippi Val., 1984

Career

50—Jerry Rice, Mississippi Val., 1981-84

MOST TOUCHDOWN PASSES CAUGHT BY A FRESHMAN**Season**

19—Randy Moss, Marshall, 1996

MOST TOUCHDOWN PASSES CAUGHT PER GAME**Season**

2.7—Jerry Rice, Mississippi Val., 1984 (27 in 10)

Career

1.2—Jerry Rice, Mississippi Val., 1981-84 (50 in 41)

MOST GAMES CATCHING A TOUCHDOWN PASS**Season**

11—Randy Moss, Marshall, 1996

Also holds consecutive record with 11, 1996

Career

26—Jerry Rice, Mississippi Val., 1981-84

Also holds consecutive record with 17, 1983-84

Punting**MOST PUNTS****Game**

16—Matt Stover, Louisiana Tech vs. La.-Monroe, Nov. 18, 1988 (567 yards)

Season

98—Barry Hickingbotham, Louisiana Tech, 1987 (3,821 yards)

Career

301—Barry Bowman, Louisiana Tech, 1983-86 (11,441 yards)

HIGHEST AVERAGE PER PUNT**Game**

(5-9 punts) 61.5—Eddie Johnson, Idaho St. vs. Cal Poly, Nov. 16, 2002 (6 for 369)

(Min. 10 punts) 52.2—Stuart Dodds, Montana St. vs. Northern Ariz., Oct. 20, 1979 (10 for 522)

Season

(Min. 60 punts) 48.2—Mark Gould, Northern Ariz., 2002 (62 for 2,987)

Career

(Min. 150 punts) 44.8—Mark Gould, Northern Ariz., 2000-03 (211 for 9,443)

LONGEST PUNT

93—Tyler Grogan, Northeastern vs. Villanova, Sept. 8, 2001

Interceptions**MOST PASSES INTERCEPTED****Game**

5—Karl Johnson, Jackson St. vs. Grambling, Oct. 23, 1982 (29 yards); Michael Richardson, Northwestern St. vs. Southeastern La., Nov. 12, 1983 (128 yards); Mark Cordes, Eastern Wash. vs. Boise St., Sept. 6, 1986 (48 yards)



Towson Sports Information

Towson's Tavon Delp became the 19th player in Division I-AA history to return two interceptions for touchdowns in a game when he accomplished the feat against Georgetown late last year.

Season

14—Rashean Mathis, Bethune-Cookman, 2002 (455 yards)

Per-game record—1.2, Dean Cain, Princeton, 1987 (12 in 10)

Career

31—Rashean Mathis, Bethune-Cookman, 1999-02 (682 yards)

Per-game record—0.73, Dean Cain, Princeton, 1985-87 (22 in 30)

MOST YARDS ON INTERCEPTION RETURNS**Game**

216—Keiron Bigby, Brown vs. Yale, Sept. 29, 1984 (3 interceptions) (first career game)

Season

455—Rashean Mathis, Bethune-Cookman, 2002 (14 interceptions)

Career

682—Rashean Mathis, Bethune-Cookman, 1999-02 (31 interceptions)

MOST TOUCHDOWNS SCORED ON INTERCEPTION RETURNS**Game**

2—By 19 players. Most recent: Davon Telp, Towson vs. Georgetown, Nov. 8, 2003; Tony Tiller, East Tenn. St. vs. Liberty, Oct. 18, 2003; Bruce Woods, Northwestern St. vs. Southeastern La., Oct. 11, 2003; Weston Borba, St. Mary's (Cal.) vs. Cal Poly, Oct. 19, 2002; Mark Kasmer, Dayton vs. St. Francis (Pa.), Sept. 7, 2002; Corey Oaks, Robert Morris vs. Buffalo St., Sept. 7, 2002

Season

4—Robert Turner, Jackson St., 1990 (9 interceptions, 212 yards); Joseph Vaughn, Cal St. Northridge, 1994 (9 interceptions, 265 yards); William Hampton, Murray St., 1995 (8 interceptions, 280 yards)

Career

6—William Hampton, Murray St., 1993-96 (20 interceptions)

HIGHEST AVERAGE GAIN PER INTERCEPTION**Game**

(Min. 3 ints.) 72.0—Keiron Bigby, Brown vs. Yale, Sept. 29, 1984 (3 for 216)

Season

(Min. 3 ints.) 72.0—Keiron Bigby, Brown, 1984 (3 for 216)

Career

(Min. 12 ints.) 25.8—Zack Bronson, McNeese St., 1993-96 (16 for 413)

MOST SEASONS INTERCEPTING AT LEAST ONE PASS

5—Rayshun Reed, Troy St., 1999-03 (Note: Troy St. was a Division I-A member for 2002-03)

Punt Returns**MOST PUNT RETURNS****Game**

11—Peter Athans, Sacred Heart vs. Siena, Nov. 9, 2002 (98 yards)

Season

55—Tommy Houk, Murray St., 1980 (442 yards)

Also holds per-game record with 5.0 (55 in 11)

Career

123—Chuck Calhoun, Southwest Mo. St., 1990-93 (978 yards)

Per-game record—3.8, Tommy Houk, Murray St., 1979-80 (84 in 22)

MOST YARDS ON PUNT RETURNS**Game**

227—Leonard Goolsby, South Carolina St. vs. Norfolk St., Oct. 11, 2003 (7 returns)

Season

662—Dan McGrath, Fordham, 2002 (48 returns)

Per-game record—54.7, Joe Rosato, Duquesne, 1996 (547 in 10)

Career

1,488—Delvin Joyce, James Madison, 1997-00 (104 returns)

HIGHEST AVERAGE GAIN PER RETURN**Game**

(Min. 5 rets.) 43.2—Ricky Pearsall, Northern Ariz. vs. Western N.M., Aug. 29, 1996 (5 for 216)

Season

(Min. 1.2 rets. per game) 26.5—Curtis DeLoatch, N.C. A&T, 2001 (20 for 530)

Career

(Min. 1.2 rets. per game) 16.4—Willie Ware, Mississippi Val., 1982-85 (61 for 1,003)

MOST TOUCHDOWNS SCORED ON PUNT RETURNS**Game**

3—Aaron Fix, Canisius vs. Siena, Sept. 24, 1994 (5 returns); Zuriel Smith, Hampton vs. Virginia St., Sept. 22, 2001 (3 returns)

Season

5—Curtis DeLoatch, N.C. A&T, 2001 (20 returns)

Career

7—Kenny Shedd, Northern Iowa, 1989-92

LONGEST PUNT RETURN

98—Barney Bussey, South Carolina St. vs. Johnson Smith, Oct. 10, 1981; Willie Ware, Mississippi Val. vs. Bishop, Sept. 21, 1985

MOST CONSECUTIVE GAMES RETURNING PUNT FOR TOUCHDOWN

3—Troy Jones, McNeese St., 1989 (vs. Mississippi Col., Sept. 2; vs. Samford, Sept. 9; vs. La.-Monroe, Sept. 16)

Kickoff Returns**MOST KICKOFF RETURNS****Game**

10—Merril Hoge, Idaho St. vs. Weber St., Oct. 25, 1986 (179 yards); Ryan Steen, Cal Poly vs. Eastern Wash., Sept. 10, 1994 (203 yards); Keylam Davis, Southeastern La. vs. Northwestern St., Oct. 11, 2003 (282 yards)

Season

50—David Primus, Samford, 1989 (1,411 yards); Kijana Thomas, Charleston So., 2003 (1,148 yards)

Primus holds per-game record with 4.5 (50 in 11)

Career

118—Clarence Alexander, Mississippi Val., 1986-89 (2,439 yards)

Per-game record—3.0, Lorenza Rivers, Tennessee Tech, 1985, 1987 (62 in 21)

MOST YARDS ON KICKOFF RETURNS**Game**

326—Bashir Livingston, Eastern Wash. vs. Sacramento St., Oct. 31, 1998 (5 returns)

Season

1,411—David Primus, Samford, 1989 (50 returns) Also holds per-game record with 128.3 (1,411 in 11)

Career

2,668—Javarus Dudley, Fordham, 2000-03 (110 returns)

Per-game record—63.4, Carlos Frank, Citadel, 1996-99 (2,535 in 40)

HIGHEST AVERAGE GAIN PER RETURN**Game**

(Min. 5 rets.) 65.2—Bashir Livingston, Eastern Wash. vs. Sacramento St., Oct. 31, 1998 (5 for 326)

Season

(Min. 1.2 rets. per game) 37.3—David Fraterrigo, Canisius, 1993 (13 for 485)

Career**(Min. 1.2 Returns Per Game)**

(Min. 45 rets.) 30.0—Lamont Brightful, Eastern Wash., 1998-01 (65 for 1,949)

MOST TOUCHDOWNS SCORED ON KICKOFF RETURNS**Game**

3—Bashir Livingston, Eastern Wash. vs. Sacramento St., Oct. 31, 1998

Season

4—Ryan Zimpleman, Butler, 1998

Career

5—Kerry Hayes, Western Caro., 1991-94; Ryan Zimpleman, Butler, 1997-99; Lamont Brightful, Eastern Wash., 1998-01

Total Kick Returns

(Combined Punt and Kickoff Returns)

MOST KICK RETURNS

Game

12—Craig Hodge, Tennessee St. vs. Morgan St., Oct. 24, 1987 (8 punts, 4 kickoffs; 319 yards)

Season

64—Joe Markus, Connecticut, 1981 (34 punts, 30 kickoffs; 939 yards)

Career

199—Herman Hunter, Tennessee St., 1981-84 (103 punts, 96 kickoffs; 3,232 yards)

MOST YARDS ON KICK RETURNS

Game

349—Bashir Levingston, Eastern Wash. vs. Sacramento St., Oct. 31, 1998 (8 returns, 23 on punt returns, 326 on kickoff returns)

Season

1,469—David Primus, Samford, 1989 (1,411 on kickoffs, 58 on punts)
Also holds per-game record with 133.5 (1,469 in 11)

Career

3,318—Delvin Joyce, James Madison, 1997-00 (1,488 on punts, 1,830 on kickoffs)
Also holds per-game record with 85.1 (3,318 in 39)

GAINING 1,000 YARDS ON PUNT RETURNS AND 1,000 YARDS ON KICKOFF RETURNS

Career

Joe Markus, Connecticut, 1979-82 (1,012 on punts and 1,185 on kickoffs); Kenny Shedd, Northern Iowa, 1989-92 (1,081 on punts and 1,359 on kickoffs); Joe Rosato, Duquesne, 1994-97 (1,036 on punts and 1,661 on kickoffs); Delvin Joyce, James Madison, 1997-00 (1,488 on punts and 1,830 on kickoffs)

HIGHEST AVERAGE PER KICK RETURN

Game

(Min. 6 rets.) 44.7—Jay Jones, James Madison vs. Richmond, Oct. 19, 1996 (6 for 268)

Season

(Min. 40 rets.) 26.7—David Primus, Samford, 1989 (55 for 1,469)

Career

(Min. 60 rets.) 26.4—Lamont Brightful, Eastern Wash., 1998-01 (80 for 2,115)

MOST TOUCHDOWNS SCORED ON KICK RETURNS

Game

3—Aaron Fix, Canisius vs. Siena, Sept. 24, 1994 (3 punt returns); Bashir Levingston, Eastern Wash. vs. Sacramento St., Oct. 31, 1998 (3 kickoffs); Zuriel Smith, Hampton vs. Virginia St., Sept. 22, 2001 (3 punt returns)

Season

6—Bashir Levingston, Eastern Wash., 1998 (3 punt returns and 3 kickoff returns); Corey Smith, Montana St., 2003 (4 punt returns and 2 kickoff returns)

Career

7—Willie Ware, Mississippi Val., 1982-85 (5 punts and 2 kickoffs); Kenny Shedd, Northern Iowa, 1989-92 (7 punts); Kerry Hayes, Western Caro., 1991-94 (2 punts and 5 kickoffs); Joe Rosato, Duquesne, 1994-97 (4 punts and 3 kickoffs); Darrell Jones, Cal Poly, 2000-03 (4 punts and 3 kickoffs)

All-Purpose Yards

(Yardage Gained From Rushing, Receiving and All Runbacks; Must Have One Attempt From at Least Two Categories)

MOST PLAYS

Game

54—Ron Darby, Marshall vs. Western Caro., Nov. 12, 1988 (47 rushes, 4 receptions, 3 kickoff returns; 329 yards)

(Note: 56—Arnold Mickens, Butler vs. Valparaiso, Oct. 8, 1994; all rushes)

Season

453—Jamaal Branch, Colgate, 2003 (450 rushes, 3 receptions; 2,350 yards)

Career

1,178—Charles Roberts, Sacramento St., 1997-00 (1,124 rushes, 44 receptions, 1 punt return, 9 kickoff returns; 7,112 yards)

MOST YARDS GAINED

Game

467—Joey Stockton, Western Ky. vs. Austin Peay, Sept. 16, 1995 (29 rushing, 276 receiving, 18 punt returns, 144 kickoff returns; 14 plays)

Season

3,026—Brian Westbrook, Villanova, 1998 (1,046 rushing, 1,144 receiving, 192 punt returns, 644 kickoff returns; 329 plays)

Also holds per-game record with 275.1 (3,026 in 11)

Career

9,512—Brian Westbrook, Villanova, 1997-98, 00-01 (4,298 rushing, 2,582 receiving, 343 punt returns, 2,289 kickoff returns; 1,022 plays)

Also holds per-game record with 216.2 (9,512 in 44)

MOST YARDS GAINED BY A FRESHMAN

Game

437—Ryan Fuqua, Portland St. vs. Eastern Wash., Nov. 10, 2001 (393 rushing, 44 kickoff returns)

Season

2,014—David Wright, Indiana St., 1992 (1,313 rushing, 108 receiving, 593 kickoff returns; 254 plays)

HIGHEST AVERAGE GAIN PER PLAY

Game

(Min. 20 plays) 20.6—Herman Hunter, Tennessee St. vs. Mississippi Val., Nov. 13, 1982 (453 on 22)

Season

(Min. 1,000 yards, 100 plays) 19.7—Otis Washington, Western Caro., 1988 (2,086 on 106)

Career

(Min. 4,000 yards, 350 plays) 17.2—Eddie Conti, Delaware, 1994-98 (6,096 on 355)

GAINING 1,000 YARDS RUSHING AND 1,000 YARDS RECEIVING

Season

Brian Westbrook, Villanova, 1998 (1,046 rushing, 1,144 receiving)

TEAM HAVING A 200-YARD RUSHER AND A 200-YARD RECEIVER IN THE SAME GAME

Portland St., Charles Dunn (247 rushing yards) and Art Williams (208 receiving yards) vs. Sacramento St., Oct. 10, 1998 (Portland St. won, 58-31); Portland St., Charles Dunn (213 rushing yards) and Terry Charles (209 receiving yards) vs. Cal Poly, Oct. 30, 1999 (Portland St. won, 42-28)

Scoring

MOST POINTS SCORED

Game

42—Archie Amerson, Northern Ariz. vs. Weber St., Oct. 5, 1996 (7 TDs); Jessie Burton, McNeese St. vs. Southern Utah, Sept. 19, 1998 (7 TDs)

Season

176—Brian Westbrook, Villanova, 2001 (29 TDs, 2 PATs)

Career

544—Brian Westbrook, Villanova, 1997-98, 00-01 (89 TDs, 10 PATs)

MOST POINTS SCORED PER GAME

Season

16.2—Jerry Rice, Mississippi Val., 1984 (162 in 10)

Career

(Min. 200-299 pts.) 11.7—Aaron Stecker, Western Ill., 1997-98 (234 in 20)

(Min. 300 pts.) 12.5—Adrian Peterson, Ga. Southern, 1998-01 (524 in 42)

MOST TOUCHDOWNS SCORED

Game

7—Archie Amerson, Northern Ariz. vs. Weber St., Oct. 5, 1996; Jessie Burton, McNeese St. vs. Southern Utah, Sept. 19, 1998

Season

29—Adrian Peterson, Ga. Southern, 1999; Brian Westbrook, Villanova, 2001; Jamaal Branch, Colgate, 2003

Career

89—Brian Westbrook, Villanova, 1997-98, 00-01

MOST TOUCHDOWNS SCORED PER GAME

Season

2.7—Jerry Rice, Mississippi Val., 1984 (27 in 10)



Montana Sports Information

Chris Snyder kicked his way into the Division I-AA records by booting the most consecutive extra points (126), scoring the most extra points (182) and most points scored by kicking (392) during his career at Montana.

Career

(Min. 30 games) 2.07—Adrian Peterson, Ga. Southern, 1998-01 (87 in 42)

MOST TOUCHDOWNS SCORED BY A FRESHMAN

Season

26—Adrian Peterson, Ga. Southern, 1998

Also holds per-game record with 2.4 (26 in 11)

PASSING FOR A TOUCHDOWN AND SCORING TOUCHDOWNS BY RUSHING, RECEIVING AND PUNT RETURN

WR Sean Beckton, UCF, threw a 33-yard touchdown pass, rushed for an 11-yard touchdown, caught a 17-yard touchdown pass and returned a punt 60 yards for a touchdown vs. Texas Southern, Nov. 17, 1990

MOST EXTRA POINTS ATTEMPTED BY KICKING

Game

15—John Kincheloe, Portland St. vs. Delaware St., Nov. 8, 1980 (15 made)

Season

74—John Kincheloe, Portland St., 1980 (70 made)
Per-game record—7.2, Jonathan Stokes, Mississippi Val., 1984 (72 in 10)

Career

194—Gilad Landau, Grambling, 1991-94 (181 made)

MOST EXTRA POINTS MADE BY KICKING

Game

15—John Kincheloe, Portland St. vs. Delaware St., Nov. 8, 1980 (15 attempts)

Season

70—John Kincheloe, Portland St., 1980 (74 attempts)
Per-game record—6.8, Jonathan Stokes, Mississippi Val., 1984 (68 in 10)

Career

182—Chris Snyder, Montana, 2000-03 (187 attempts)
Per-game record—4.8, Tim Openlander, Marshall, 1994-96 (159 in 33)

BEST PERFECT RECORD OF EXTRA POINTS MADE

Season

68 of 68—Mike Hollis, Idaho, 1993

HIGHEST PERCENTAGE OF EXTRA POINTS MADE

Season

(Min. 50 atts.) 100.0—Billy Hayes, Sam Houston St., 1987 (50 of 50); Jim Hodson, Lafayette, 1988 (51 of 51); Mike Hollis, Idaho, 1993 (68 of 68); Chris Dill, Murray St., 1995 (56 of 56); Tim Openlander, Marshall, 1996 (58 of 58); Chris Snyder, Montana, 2002 (50 of 50)

Career

(Min. 100-119 atts.) 100%—Anders Larsson, Montana St., 1985-88 (101 of 101)

(Min. 120 atts.) 99.2%—Brian Mitchell, Marshall/Northern Iowa, 1987, 1989-91 (130 of 131)

MOST CONSECUTIVE EXTRA POINTS MADE**Game**

15—John Kincheloe, Portland St. vs. Delaware St., Nov. 8, 1980

Season

68—Mike Hollis, Idaho, 1993

Career

126—Chris Snyder, Montana, 2000-03

MOST POINTS SCORED BY KICKING**Game**

24—Goran Lingmerth, Northern Ariz. vs. Idaho, Oct. 25, 1986 (8 FGs)

Season

122—Chris Snyder, Montana, 2003 (25 of 30 FGs, 47 of 48 PATs)

Career

392—Chris Snyder, Montana, 2000-03 (70 FGs, 182 PATs)

MOST POINTS SCORED BY KICKING PER GAME**Season**

10.1—Rob Hart, Murray St., 1996 (112 in 11)

Career

9.1—Tony Zendejas, Nevada, 1981-83 (300 in 33)

MOST TWO-POINT ATTEMPTS**Season**

11—Brent Woods, Princeton, 1982; Jamie Martin, Weber St., 1990

MOST SUCCESSFUL TWO-POINT PASSES**Game**

3—Brent Woods, Princeton vs. Lafayette, Nov. 6, 1982 (attempted 3)

Season

7—Jamie Martin, Weber St., 1992 (attempted 7)

Career

15—Jamie Martin, Weber St., 1989-92 (attempted 28)

Defensive Extra Points**MOST DEFENSIVE EXTRA-POINT RETURNS****Game**

2—Joe Lee Johnson, Western Ky. vs. Indiana St., Nov. 10, 1990 (both kick returns, scored on neither)

MOST DEFENSIVE EXTRA POINTS SCORED**Game**

1—By many players

Season

2—Jackie Kellogg, Eastern Wash. vs. Weber St., Oct. 6, 1990 (90-yard interception return) & vs. Portland St., Oct. 27, 1990 (94-yard interception return)

LONGEST RETURN OF A DEFENSIVE EXTRA POINT

100—Morgan Ryan (DB), Montana St. vs. Sam Houston St., Sept. 7, 1991 (interception return); Rich Kinsman (DB), William & Mary vs. Lehigh, Nov. 14, 1992

FIRST DEFENSIVE EXTRA-POINT ATTEMPTS

Mike Rogers (DB), Davidson vs. Lehigh, Sept. 10, 1988 (30-yard interception return); Dave Benna (LB), Towson vs. Northeastern, Sept. 10, 1988 (35-yard interception return)

Defensive Records

(Since 2000)

TOTAL TACKLES**Game**

26—Boomer Grigsby, Illinois St. vs. Youngstown St., Nov. 7, 2002

Season

195—Kevin Talley, Norfolk St., 2003
Per-game record—16.3, Boomer Grigsby, Illinois St., 2002 (179 in 11); Kevin Talley, Norfolk St., 2003 (195 in 12)

Career

480—Lee Russell, Western Ill., 2000-03 (48 games)
Per-game record—13.2, Josh Cain, Chattanooga, 2000-02 (450 in 34)

SOLO TACKLES**Game**

18—Nick Ricks, Eastern Ill. vs. Eastern Ky., Oct. 12, 2002

Season

113—Josh Cain, Chattanooga, 2002
Per-game record—9.8, Boomer Grigsby, Illinois St., 2002 (108 in 11)

Career

317—Lee Russell, Western Ill., 2000-03 (48 games)
Per-game record—8.0, Josh Cain, Chattanooga, 2000-02 (273 in 34)

ASSISTED TACKLES**Game**

12—Chris Carey, Columbia vs. Harvard, Nov. 3, 2001; Boomer Grigsby, Illinois St. vs. Youngstown St., Nov. 9, 2002

Season

120—Kevin Talley, Norfolk St., 2003
Also holds per-game record with 10.0 (120 in 12)

Career

203—Liam Ezekiel, Northeastern, 2001-03 (33 games)
Per-game record—4.8, Matt McFadden, Weber St., 2000-03 (198 in 41)

‡Active player.

TACKLES FOR LOSS**Game**

8.0—Sherrrod Coates, Western Ky. vs. Indiana St., Oct. 26, 2002

Season

36.0—Steve Baggs, Bethune-Cookman, 2003
Also holds per-game record with 3.0 (36.0 in 12)

Career

67.0—Sherrrod Coates, Western Ky., 2000-02 (40 games)
Also holds per-game record with 1.68 (67.0 in 40)

PASS SACKS**Game**

5.0—Maurice Troutman, Ark.-Pine Bluff vs. Mississippi Val., Sept. 6, 2003

Season

20.0—Robert Mathis, Alabama A&M, 2002
Per-game record—1.89, Andrew Hollingsworth, Towson, 2000 (17 in 9)

Career

31.5—Tim Bush, Montana, 2000-03 (48 games)
Per-game record—0.73, Sherrrod Coates, Western Ky., 2000-02 (29 in 40)

PASSES DEFENDED**Game**

6—Sam Young, Illinois St. vs. Youngstown St., Oct. 7, 2000; Marcus Gray, Norfolk St. vs. Florida A&M, Oct. 26, 2002; James Young, Ga. Southern vs. Bethune-Cookman, Nov. 30, 2002

Season

27—Bobby Sippio, Western Ky., 2000
Also holds per-game record with 2.7 (27 in 10)



Western Kentucky Sports Information

Western Kentucky's Sherrrod Coates holds the Division I-AA record for most tackles for a loss in a game (8.0) and career (67.0). He also holds the record for forced fumbles in a career with 13.

Career

41—Kenny Heatly, Bethune-Cookman, 2000-03 (44 games); Matt Nelson, Wofford, 2000-03 (48 games)
Per-game record—1.5, Bobby Sippio, Western Ky., 2000-01 (33 in 22)

FORCED FUMBLES**Game**

3—Sterling Rogers, Texas St. vs. Portland St., Oct. 6, 2001; Lee Basinger, Wofford vs. Elon, Nov. 23, 2002

Season

10—Robert Mathis, Alabama A&M, 2002
Also holds per-game record with 0.91 (10 in 11)

Career

13—Sherrrod Coates, Western Ky., 2000-02 (40 games)
Also holds per-game record with 0.33 (13 in 40)

Opponent's Kicks Blocked**MOST OPPONENT'S TOTAL KICKS BLOCKED BY**

(Includes Punts, PAT Attempts, FG Attempts)

Game

3—Adrian Hardy, Northwestern St. vs. Arkansas St., Oct. 3, 1992 (2 PATs, 1 FG); Ben Duhon, McNeese St. vs. Ark.-Monticello, 1998 (3 punts); Michael Adams, Stephen F. Austin vs. Central Okla., Aug. 31, 2000 (2 punts, 1 PAT); Brandon Tinson, Colgate vs. Towson, Sept. 30, 2000 (3 punts)

Season

6—Murphy Edwards, Nicholls St., 1998 (4 PATs, 2 FGs); Ryan Crawford, Davidson, 2000 (4 punts, 2 FGs); Mark Weivoda, Idaho St., 2001 (4 PATs, 2 FGs)

Career

12—Trey Woods, Sam Houston St., 1992-95 (8 punts, 2 PATs, 2 FGs)

Field Goals**MOST FIELD GOALS ATTEMPTED****Game**

8—Goran Lingmerth, Northern Ariz. vs. Idaho, Oct. 25, 1986 (made 8)

Season

33—Tony Zendejas, Nevada, 1982 (made 26); David Eittinger, Hofstra, 1995 (made 22)

Career

105—Chris Snyder, Montana, 2000-03 (made 70)

MOST FIELD GOALS MADE**Quarter**

4—Tony Zendejas, Nevada vs. Northern Ariz., Oct. 16, 1982 (4th); Ryan Weeks, Tennessee Tech vs. Chattanooga, Sept. 9, 1989 (3rd)

Half

5—Dean Biasucci, Western Caro. vs. Mars Hill, Sept. 18, 1982 (1st); Tony Zendejas, Nevada vs. Northern Ariz., Oct. 16, 1982 (2nd); Ryan Weeks, Tennessee Tech vs. Chattanooga, Sept. 9, 1989 (2nd)

Game

8—Goran Lingmerth, Northern Ariz. vs. Idaho, Oct. 25, 1986 (39, 18, 20, 33, 46, 27, 22, 35 yards; by quarters—1, 3, 2, 2), 8 attempts

Season

26—Tony Zendejas, Nevada, 1982 (33 attempts); Brian Mitchell, Northern Iowa, 1990 (27 attempts)
Also share per-game record with 2.4 (26 in 11)

Career

72—Marty Zendejas, Nevada, 1984-87 (90 attempts)
Per-game record—2.1, Tony Zendejas, Nevada, 1981-83 (70 in 33)

HIGHEST PERCENTAGE OF FIELD GOALS MADE**Season**

(Min. 20 atts.) 96.3%—Brian Mitchell, Northern Iowa, 1990 (26 of 27)

Career

(Min. 50 atts.) 82.0%—Juan Toro, Florida A&M, 1995-98 (41 of 50)

BEST PERFECT RECORD OF FIELD GOALS MADE**Season**

100.0%—John Coursey, James Madison, 1995 (14 of 14)

MOST CONSECUTIVE FIELD GOALS MADE**Game**

8—Goran Lingmerth, Northern Ariz. vs. Idaho, Oct. 25, 1986

Season

21—Brian Mitchell, Northern Iowa, 1990

Career

26—Brian Mitchell, Northern Iowa, 1990-91

MOST CONSECUTIVE GAMES KICKING A FIELD GOAL**Career**

33—Tony Zendejas, Nevada, 1981-83 (at least one in every game played)

MOST FIELD GOALS MADE, 50 YARDS OR MORE**Game**

3—Jesse Garcia, La.-Monroe vs. McNeese St., Oct. 29, 1983 (52, 56, 53 yards); Terry Belden, Northern Ariz. vs. Cal St. Northridge, Sept. 18, 1993 (60, 50, 54 yards)

Season

7—Jesse Garcia, La.-Monroe, 1983 (12 attempts); Kirk Roach, Western Caro., 1987 (12 attempts)

Career

11—Kirk Roach, Western Caro., 1984-87 (26 attempts); Pete Garces, Idaho St., 1998-99 (16 attempts)

HIGHEST PERCENTAGE OF FIELD GOALS MADE, 50 YARDS OR MORE**Season**

(Min. 5 atts.) 100.0%—Wayne Boyer, Southwest Mo. St., 1996 (5 of 5)

Career

(Min. 10 atts.) 90.9%—Tim Foley, Ga. Southern, 1984-87 (10 of 11)

MOST FIELD GOALS MADE, 40 YARDS OR MORE**Season**

12—Marty Zendejas, Nevada, 1985 (15 attempts)

Career

30—Marty Zendejas, Nevada, 1984-87 (45 attempts)

HIGHEST PERCENTAGE OF FIELD GOALS MADE, 40 YARDS OR MORE**Season**

(Min. 8 made) 100.0%—Tim Foley, Ga. Southern, 1985 (8 of 8)

Career

(Min. 15 made) 72.0%—Tim Foley, Ga. Southern, 1984-87 (18 of 25)

HIGHEST PERCENTAGE OF FIELD GOALS MADE, 40-49 YARDS**Season**

(Min. 8 made) 90.0%—Marty Zendejas, Nevada, 1985 (9 of 10)

Career

(Min. 12 made) 72.0%—Tony Zendejas, Nevada, 1981-83 (18 of 25)

HIGHEST PERCENTAGE OF FIELD GOALS MADE, UNDER 40 YARDS**Season**

(Min. 15 made) 100.0%—Matt Stover, Louisiana Tech, 1986 (15 of 15); Kirk Roach, Western Caro., 1986 (17 of 17); Brian Mitchell, Northern Iowa, 1990 (23 of 23)

Career

(Min. 25 made) 93.3%—Marty Zendejas, Nevada, 1984-87 (42 of 45)

MOST TIMES KICKING TWO OR MORE FIELD GOALS IN A GAME**Season**

10—Brian Mitchell, Northern Iowa, 1991

Career

25—Kirk Roach, Western Caro., 1984-87

MOST TIMES KICKING THREE OR MORE FIELD GOALS IN A GAME**Season**

7—Brian Mitchell, Northern Iowa, 1991

Career

11—Brian Mitchell, Marshall/Northern Iowa, 1987, 1989-91

MOST CONSECUTIVE QUARTERS KICKING A FIELD GOAL**Season**

7—Scott Roper, Arkansas St., 1986 (last 3 vs. McNeese St., Oct. 25; all 4 vs. North Texas, Nov. 1)

LONGEST AVERAGE DISTANCE FIELD GOALS MADE**Game**

(Min. 3 made) 54.7—Terry Belden, Northern Ariz. vs. Sacramento St., Sept. 18, 1993 (60, 50, 54 yards)

Season

(Min. 14 made) 45.0—Jesse Garcia, La.-Monroe, 1983 (15 made)

Career

(Min. 35 made) 37.5—Roger Ruzek, Weber St., 1979-82 (46 made)

LONGEST AVERAGE DISTANCE FIELD GOALS ATTEMPTED**Game**

(Min. 4 atts.) 55.5—Pete Garces, Idaho St. vs. Sacramento St., Nov. 7, 1998 (made 53, 54; missed 54, 61)

Season

(Min. 20 atts.) 45.9—Jesse Garcia, La.-Monroe, 1983 (26 attempts)

Career

(Min. 60 atts.) 40.5—Kirk Roach, Western Caro., 1984-87 (102 attempts)

LONGEST FIELD GOAL MADE

63—Scott Roper, Arkansas St. vs. North Texas, Nov. 7, 1987; Tim Foley, Ga. Southern vs. James Madison, Nov. 7, 1987; Bill Gramatica, South Fla. vs. Austin Peay, Nov. 18, 2000

LONGEST FIELD GOAL MADE BY A FRESHMAN

60—David Cool, Ga. Southern vs. James Madison, Nov. 5, 1988

MOST FIELD GOALS MADE BY A FRESHMAN**Game**

5—Mike Powers, Colgate vs. Army, Sept. 10, 1983 (6 attempts); Marty Zendejas, Nevada vs. Idaho St., Nov. 17, 1984 (5 attempts); Chuck Rawlinson, Stephen F. Austin vs. Prairie View, Sept. 10, 1988 (5 attempts); Juan Vasquez, Florida A&M vs. Morgan St., Sept. 9, 2000 (5 attempts)

Season

22—Marty Zendejas, Nevada, 1984 (27 attempts)

MOST FIELD GOALS MADE IN FIRST GAME OF CAREER

5—Mike Powers, Colgate vs. Army, Sept. 10, 1983 (6 attempts)

MOST GAMES IN WHICH FIELD GOAL(S) PROVIDED WINNING MARGIN**Career**

11—John Dowling, Youngstown St., 1984-87

LONGEST RETURN OF A MISSED FIELD GOAL

89—Pat Bayers, Western Ill. vs. Youngstown St., Nov. 6, 1982 (TD)

Team Records

SINGLE GAME—Offense

Total Offense

MOST PLAYS

115—Buffalo vs. Connecticut, Oct. 4, 1997 (437 yards)

MOST PLAYS, BOTH TEAMS

196—Villanova (113) & Connecticut (83), Oct. 7, 1989 (904 yards)

MOST YARDS GAINED

876—Weber St. vs. Idaho St., Nov. 23, 1991 (252 rushing, 624 passing)

MOST YARDS GAINED, BOTH TEAMS

1,418—Howard (740) & Bethune-Cookman (678), Sept. 19, 1987 (161 plays)

MOST YARDS GAINED BY A LOSING TEAM

756—Alcorn St. vs. Grambling, Sept. 3, 1994 (lost 62-56)

FEWEST YARDS GAINED BY A WINNING TEAM

31—Middle Tenn. vs. Murray St., Oct. 17, 1981 (won 14-9)

HIGHEST AVERAGE GAIN PER PLAY**(Min. 55 Plays)**

13.1—Northeastern vs. Stonehill, Aug. 30, 2003 (57 for 745)

MOST TOUCHDOWNS SCORED BY RUSHING AND PASSING

14—Portland St. vs. Delaware St., Nov. 8, 1980 (10 passing, 4 rushing)

Rushing

MOST RUSHES

90—VMI vs. East Tenn. St., Nov. 17, 1990 (311 yards)

MOST RUSHES, BOTH TEAMS

127—Western Ky. (73) & Elon (54), Oct. 24, 1998 (718 yards)

FEWEST RUSHES

11—Mississippi Val. vs. Kentucky St., Sept. 1, 1984 (17 yards); Western Ill. vs. Northern Iowa, Oct. 24, 1987 (-11 yards)

MOST YARDS GAINED

681—Southwest Mo. St. vs. Mo. Southern St., Sept. 10, 1988 (83 rushes)

MOST YARDS GAINED, BOTH TEAMS

781—Dayton (462) & Morehead St. (319), Sept. 23, 2000 (109 rushes)

MOST YARDS GAINED BY A LOSING TEAM

515—Nicholls St. vs. Portland St., Sept. 13, 2003 (lost 44-37; 74 rushes)

HIGHEST AVERAGE GAIN PER RUSH**(Min. 45 Rushes)**

12.89—Northeastern vs. Stonehill, Aug. 30, 2003 (46 for 593)

MOST TOUCHDOWNS SCORED BY RUSHING

10—Arkansas St. vs. Tex. A&M-Commerce, Sept. 26, 1987

Passing

MOST PASSES ATTEMPTED

78—Towson vs. Lehigh, Oct. 30, 1999 (completed 47 for 567 yards)

MOST PASSES ATTEMPTED, BOTH TEAMS

122—Idaho (62) & Idaho St. (60), Sept. 24, 1983 (completed 48 for 639 yards)

FEWEST PASSES ATTEMPTED

1—By many teams. Most recent: Northeastern vs. Towson, Sept. 9, 1989 (completed 1)

FEWEST PASSES ATTEMPTED, BOTH TEAMS

11—Memphis (3) & Arkansas St. (8), Nov. 27, 1982 (completed 6); N.C. A&T (5) & Western Ky. (6), Nov. 19, 1988 (completed 2); Citadel (3) & Ga. Southern (8), Nov. 19, 1994 (completed 6)

MOST PASSES ATTEMPTED WITHOUT INTERCEPTION

72—Marshall vs. Western Caro., Nov. 14, 1987 (completed 35)

MOST PASSES COMPLETED

50—Mississippi Val. vs. Southern U., Sept. 29, 1984 (attempted 70 for 633 yards); Mississippi Val. vs. Prairie View, Oct. 27, 1984 (attempted 66 for 642 yards)

MOST PASSES COMPLETED, BOTH TEAMS I-AA

77—La.-Monroe (46) & Stephen F. Austin (31), Nov. 11, 1989 (attempted 116 for 1,190 yards)

MOST PASSES COMPLETED, BOTH TEAMS

80—Hofstra (50) & Fordham (30), Oct. 19, 1991 (attempted 120 for 987 yards)

FEWEST PASSES COMPLETED

0—By many teams. Most recent: Monmouth vs. Towson, Oct. 27, 2001

FEWEST PASSES COMPLETED, BOTH TEAMS

2—N.C. A&T (0) & Western Ky. (2), Nov. 19, 1988 (attempted 11)

HIGHEST PERCENTAGE COMPLETED

(Min. 30-44 atts.) 85.4%—Cal St. Northridge vs. Southwest Mo. St., Nov. 14, 1998 (35 of 41)
(Min. 45 atts.) 79.2%—Montana vs. Weber St., Oct. 7, 1995 (38 of 48)

LOWEST PERCENTAGE COMPLETED**(Min. 20 Attempts)**

9.5%—Florida A&M vs. Central St., Oct. 11, 1986 (2 of 21)

MOST PASSES HAD INTERCEPTED

10—Mississippi Val. vs. Grambling, Oct. 17, 1987 (47 attempts); Boise St. vs. Montana, Oct. 28, 1989 (55 attempts)

MOST YARDS GAINED

699—Mississippi Val. vs. Kentucky St., Sept. 1, 1984

MOST YARDS GAINED, BOTH TEAMS

1,190—La.-Monroe (619) & Stephen F. Austin (571), Nov. 11, 1989

MOST YARDS GAINED PER ATTEMPT**(Min. 25 Attempts)**

20.1—Delaware vs. Connecticut, Nov. 7, 1998 (29 for 584)

MOST YARDS GAINED PER COMPLETION

(Min. 10-24 comps.) 33.0—Jackson St. vs. Southern U., Oct. 13, 1990 (14 for 462)
(Min. 25 comps.) 22.9—Marshall vs. VMI, Nov. 16, 1991 (28 for 642)

MOST TOUCHDOWN PASSES

11—Mississippi Val. vs. Kentucky St., Sept. 1, 1984

MOST TOUCHDOWN PASSES, BOTH TEAMS

14—Mississippi Val. (8) & Texas Southern (6), Oct. 26, 1985

Punting**MOST PUNTS**

16—Louisiana Tech vs. La.-Monroe, Nov. 19, 1988 (567 yards)

MOST PUNTS, BOTH TEAMS

26—Hofstra (14) vs. Buffalo (12), Nov. 2, 1996

HIGHEST AVERAGE PER PUNT

(5-9 punts) 61.5—Idaho St. vs. Cal Poly, Nov. 16, 2002 (6 for 369)
(Min. 10 punts) 52.2—Montana St. vs. Northern Ariz., Oct. 20, 1979 (10 for 522)

FEWEST PUNTS

0—By many teams. Most recent: Western Ky. vs. West Va. Tech, Sept. 6, 2003

FEWEST PUNTS, BOTH TEAMS

0—Ga. Southern & James Madison, Nov. 15, 1986

MOST OPPONENT'S PUNTS BLOCKED BY

4—Montana vs. Montana St., Oct. 31, 1987 (13 punts); Middle Tenn. vs. Mississippi Val., Oct. 8, 1988 (7 punts)

Punt Returns**MOST PUNT RETURNS**

12—Northern Iowa vs. Youngstown St., Oct. 20, 1984 (83 yards)

MOST YARDS ON PUNT RETURNS

322—Northern Ariz. vs. Western N.M., Aug. 29, 1996 (10 returns)

HIGHEST AVERAGE GAIN PER RETURN**(Min. 6 Returns)**

32.2—Northern Ariz. vs. Western N.M., Aug. 29, 1996 (10 for 322, 2 TDs)

MOST TOUCHDOWNS SCORED ON PUNT RETURNS

3—Canisius vs. Siena, Sept. 24, 1994; Northern Ariz. vs. Western N.M., Aug. 29, 1996

Kickoff Returns**MOST KICKOFF RETURNS**

15—Delaware St. vs. Portland St., Nov. 8, 1980 (209 yards)

MOST YARDS ON KICKOFF RETURNS

326—Eastern Wash. vs. Sacramento St., Oct. 31, 1998 (5 returns)

HIGHEST AVERAGE GAIN PER RETURN

(Min. 3-5 rets.) 65.2—Eastern Wash. vs. Sacramento St., Oct. 31, 1998 (5 for 326)

(Min. 6 rets.) 46.3—Western Caro. vs. VMI, Oct. 10, 1992 (6 for 278)

MOST TOUCHDOWNS SCORED ON KICKOFF RETURNS

3—Eastern Wash. vs. Sacramento St., Oct. 31, 1998

Total Kick Returns**(Combined Punt and Kickoff Returns)****MOST YARDS ON KICK RETURNS**

349—Eastern Wash. vs. Sacramento St., Oct. 31, 1998 (23 punt returns, 326 kickoff returns)

HIGHEST AVERAGE GAIN PER RETURN**(Min. 6 Returns)**

46.8—Connecticut vs. Yale, Sept. 24, 1983 (6 for 281)

MOST TOUCHDOWNS SCORED ON TOTAL KICK RETURNS

5—Hampton vs. Virginia St., Sept. 22, 2001 (3 punt returns, 2 kickoff returns)

Scoring**MOST POINTS SCORED**

105—Portland St. vs. Delaware St., Nov. 8, 1980 (15 TDs, 15 PATs)

MOST POINTS SCORED, BOTH TEAMS

125—Sacramento St. (64) & Cal St. Northridge (61), Nov. 4, 2000 (18 TDs, 11 PATs, 3 2-pt. extra points)

MOST POINTS SCORED BY A LOSING TEAM

61—Cal St. Northridge vs. Sacramento St. (64), Nov. 4, 2000

MOST POINTS SCORED EACH QUARTER

1st: 49—Portland St. vs. Delaware St., Nov. 8, 1980
2nd: 50—Alabama St. vs. Prairie View, Oct. 26, 1991
3rd: 35—Portland St. vs. Delaware St., Nov. 8, 1980; La.-Monroe vs. Arkansas St., Nov. 6, 1993
4th: 39—Montana vs. South Dakota St., Sept. 4, 1993

MOST POINTS SCORED EACH HALF

1st: 73—Montana St. vs. Eastern Ore., Sept. 14, 1985
2nd: 56—Brown vs. Columbia, Nov. 19, 1994

MOST TOUCHDOWNS SCORED

15—Portland St. vs. Delaware St., Nov. 8, 1980

MOST POINTS SCORED IN FOURTH QUARTER, BOTH TEAMS

58—Brown (30) vs. Pennsylvania (28), Oct. 10, 1998

MOST TOUCHDOWNS SCORED, BOTH TEAMS

17—Furman (9) & Davidson (8), Nov. 3, 1979; Weber St. (9) & Eastern Wash. (8), Sept. 28, 1991; Grambling (9) & Alcorn St. (8), Sept. 3, 1994

MOST EXTRA POINTS MADE BY KICKING

15—Portland St. vs. Delaware St., Nov. 8, 1980 (15 attempts)

MOST TWO-POINT ATTEMPTS MADE

5—Weber St. vs. Eastern Wash., Oct. 6, 1990 (5 passes attempted)

MOST FIELD GOALS MADE

8—Northern Ariz. vs. Idaho, Oct. 25, 1986 (8 attempts)

MOST FIELD GOALS ATTEMPTED

8—Northern Ariz. vs. Idaho, Oct. 25, 1986 (made 8)

MOST FIELD GOALS MADE, BOTH TEAMS

9—Nevada (5) & Northern Ariz. (4), Oct. 9, 1982 (12 attempts); Nevada (5) & Weber St. (4), Nov. 6, 1982 (11 attempts, 3 ot)

MOST SAFETIES SCORED

3—Alabama St. vs. Albany St. (Ga.), Oct. 15, 1988

MOST DEFENSIVE EXTRA POINTS SCORED

2—VMI vs. Davidson, Nov. 4, 1989 (Jeff Barnes, 95-yard interception return, and Wayne Purcell, 90-yard interception return); Duquesne vs. Fairfield, Nov. 3, 2001 (Leigh Bodden, 88-yard fumble return on two-point attempt, and Armar Watson, blocked extra point return)

MOST DEFENSIVE EXTRA-POINT ATTEMPTS

2—VMI vs. Davidson, Nov. 4, 1989 (2 interception returns); Western Ky. vs. Indiana St., Nov. 10, 1990 (2 interception returns); Duquesne vs. Fairfield, Nov. 3, 2001

First Downs**MOST FIRST DOWNS**

46—Weber St. vs. Idaho St., Nov. 23, 1991 (12 rushing, 31 passing, 3 penalty)

MOST FIRST DOWNS, BOTH TEAMS

72—Bethune-Cookman (40) & Howard (32), Sept. 19, 1987

MOST FIRST DOWNS BY RUSHING

31—Ga. Southern vs. Glenville St., Nov. 12, 1994

MOST FIRST DOWNS BY PASSING

32—Montana vs. Weber St., Sept. 25, 1999

MOST FIRST DOWNS BY PENALTY

11—Towson vs. Liberty, Oct. 21, 1990

Fumbles**MOST FUMBLES**

16—Delaware St. vs. Portland St., Nov. 8, 1980 (lost 6)

MOST FUMBLES, BOTH TEAMS

21—N.C. A&T (15) & Lane (6), Nov. 11, 1995 (lost 12)

MOST FUMBLES LOST

9—N.C. A&T vs. Lane, Nov. 11, 1995 (15 fumbles)

MOST FUMBLES LOST, BOTH TEAMS

12—Virginia St. (7) & Howard (5), Oct. 13, 1979 (16 fumbles); Austin Peay (8) & Mars Hill (4), Nov. 17, 1979 (18 fumbles); N.C. A&T (9) & Lane (3), Nov. 11, 1995 (21 fumbles)

Penalties**MOST PENALTIES AGAINST**

23—Idaho vs. Idaho St., Oct. 10, 1992 (204 yards)

MOST PENALTIES, BOTH TEAMS

39—In four games. Most recent: Jackson St. (22) & Grambling (17), Oct. 24, 1987 (370 yards)

MOST YARDS PENALIZED

260—Southern U. vs. Howard, Nov. 4, 1978 (22 penalties)

MOST YARDS PENALIZED, BOTH TEAMS

423—Southern U. (260) & Howard (163), Nov. 4, 1978 (37 penalties)

Turnovers**(Passes Had Intercepted and Fumbles Lost)****MOST TURNOVERS**

12—Texas Southern vs. Lamar, Sept. 6, 1980 (4 interceptions, 8 fumbles lost)

MOST TURNOVERS, BOTH TEAMS

15—Bucknell (8) & Hofstra (7), Sept. 8, 1990 (10 interceptions, 5 fumbles lost); Stephen F. Austin (8) & Nicholls St. (7), Sept. 22, 1990 (8 interceptions, 7 fumbles lost)

Overtimes**MOST OVERTIME PERIODS**

6—Rhode Island (58) vs. Maine (55), Sept. 18, 1982; Villanova (41) vs. Connecticut (35), Oct. 7, 1989; Florida A&M (59) vs. Hampton (58), Oct. 5, 1996

MOST POINTS SCORED IN OVERTIME PERIODS

39—Florida A&M (59) vs. Hampton (58), Oct. 5, 1996 (6 overtime periods)

MOST POINTS SCORED IN OVERTIME PERIODS, BOTH TEAMS

77—Florida A&M (39) vs. Hampton (38), Oct. 5, 1996 (6 overtime periods; Florida A&M won, 59-58)

LARGEST WINNING MARGIN IN OVERTIME

13—Nicholls St. (49) vs. Texas St. (36), Oct. 26, 1996 (5 overtime periods)

MOST CONSECUTIVE OVERTIME GAMES PLAYED

2—Maine, 1982 (Rhode Island 58, Maine 55, 6 ot, Sept. 18; and Boston U. 48, Maine 45, 4 ot, Sept. 25); Connecticut, 1989 (Villanova 41, Connecticut 35, 6 ot, Oct. 7; and Connecticut 39, Massachusetts 33, Oct. 14); Montana, 1991 (Nevada 35, Montana 28, 2 ot, Nov. 9; and Montana 35, Idaho 34, Nov. 16); Tennessee Tech, 1998 (Tennessee Tech 31, Tenn.-Martin 24, Oct. 17 and Tennessee Tech 31, Eastern Ky. 29, 3 ot, Oct. 24)

SINGLE GAME—Defense**Total Defense****FEWEST PLAYS ALLOWED**

31—Howard vs. Dist. Columbia, Sept. 2, 1989 (32 yards)

FEWEST YARDS ALLOWED

Minus 12—Eastern Ill. vs. Kentucky St., Nov. 13, 1982 (67 rushing, 55 passing)

Rushing Defense**FEWEST RUSHES ALLOWED**

9—Mississippi Val. vs. Alcorn St., Nov. 6, 1999 (4 yards)

FEWEST RUSHING YARDS ALLOWED

Minus 90—Sacred Heart vs. Iona, Nov. 16, 2002 (42 rushes)

Pass Defense**FEWEST ATTEMPTS ALLOWED**

1—By six teams. Most recent: Western Caro. vs. Wofford, Oct. 17, 1998

FEWEST COMPLETIONS ALLOWED

0—By many teams. Most recent: Fla. Atlantic vs. Siena, Nov. 15, 2003 (6 attempts)

LOWEST COMPLETION PERCENTAGE ALLOWED (Min. 30 Attempts)

11.8%—Southern U. vs. Nicholls St., Oct. 11, 1980 (4 of 34)

FEWEST YARDS ALLOWED

Minus 2—Florida A&M vs. Albany St. (Ga.), Oct. 16, 1982

MOST PASSES INTERCEPTED BY

10—Grambling vs. Mississippi Val., Oct. 17, 1987 (47 attempts); Montana vs. Boise St., Oct. 28, 1989 (55 attempts)

MOST TIMES OPPONENT TACKLED FOR LOSS ATTEMPTING TO PASS

14—Duquesne vs. Iona, Oct. 31, 1998 (92 yards)

MOST INTERCEPTIONS RETURNED FOR TOUCHDOWNS

3—Chattanooga vs. La.-Lafayette, Sept. 17, 1983 (4 for 122 yards); Montana vs. Eastern Wash., Nov. 12, 1983 (4 for 134 yards); Delaware St. vs. Akron, Oct. 17, 1987 (5 for 124 yards); Canisius vs. Siena, Sept. 16, 1995 (6 for 120 yards); Nicholls St. vs. Texas St., Oct. 26, 1996 (4 for 166 yards); Jacksonville vs. Davidson, Sept. 8, 2001 (5 for 143 yards)

Opponent's Kicks Blocked**MOST OPPONENT'S PUNTS BLOCKED**

4—Montana vs. Montana St., Oct. 31, 1987 (13 punts); Middle Tenn. vs. Mississippi Val., Oct. 8, 1988 (7 punts)

MOST OPPONENT'S TOTAL KICKS BLOCKED (Includes punts, field goals, PATs)

4—Montana vs. Montana St., Oct. 31, 1987 (all punts); Middle Tenn. vs. Mississippi Val., Oct. 8, 1988 (all punts); Colgate vs. Towson, Sept. 30, 2000 (3 punts, 1 PAT)

Fumble Returns**(Since 1992)****MOST FUMBLES RETURNED FOR TOUCHDOWNS**

2—Marshall vs. VMI, Oct. 9, 1993; Idaho vs. Weber St., Nov. 12, 1994; Southwest Tex. St. vs. Nicholls St., Oct. 7, 2000; Harvard vs. Northeastern, Oct. 6, 2001

Safeties**MOST SAFETIES**

2—By several teams. Most recent: Western Ky. vs. Union (Ky.), Aug. 28, 2003

SEASON—Offense**Total Offense****MOST YARDS GAINED PER GAME**

640.1—Mississippi Val., 1984 (6,401 in 10)

HIGHEST AVERAGE GAIN PER PLAY

7.8—Alcorn St., 1994 (848 for 6,577)

MOST PLAYS PER GAME

89.6—Weber St., 1991 (986 in 11)

MOST TOUCHDOWNS BY RUSHING AND PASSING PER GAME

8.4—Mississippi Val., 1984 (84 in 10)

Rushing**MOST YARDS GAINED PER GAME**

419.0—Ga. Southern, 1999 (4,609 in 11)

HIGHEST AVERAGE GAIN PER RUSH

7.0—Ga. Southern, 1999 (654 for 4,609)

MOST RUSHES PER GAME

69.8—Northeastern, 1986 (698 in 10)

MOST TOUCHDOWNS BY RUSHING PER GAME

5.5—Ga. Southern, 1999 (61 in 11)

Passing**MOST YARDS GAINED PER GAME**

496.8—Mississippi Val., 1984 (4,968 in 10)

HIGHEST AVERAGE GAIN PER ATTEMPT

(Min. 250-399 atts.) 10.7—Northern Iowa, 1996 (252 for 2,700)

(Min. 400 atts.) 9.3—Montana, 1999 (438 for 4,070)

HIGHEST AVERAGE GAIN PER COMPLETION

(Min. 125-199 comps.) 19.3—Jackson St., 1990 (156 for 3,006)

(Min. 200 comps.) 16.9—Grambling, 2002 (277 for 4,689)

MOST PASSES ATTEMPTED PER GAME

55.8—Mississippi Val., 1984 (558 in 10)

MOST PASSES COMPLETED PER GAME

35.1—Mississippi Val., 1984 (351 in 10)

HIGHEST PERCENTAGE COMPLETED

(Min. 200-449 atts.) 70.6%—Hofstra, 1997 (293 of 415)

(Min. 450 atts.) 67.2%—Montana, 1995 (336 of 500)

LOWEST PERCENTAGE HAD INTERCEPTED

(Min. 200-399 atts.) 0.78%—Portland St., 1999 (3 of 383)

(Min. 400 atts.) 1.2%—Lamar, 1988 (5 of 411)

MOST CONSECUTIVE PASSES ATTEMPTED WITHOUT AN INTERCEPTION

275—Lamar, 1988 (during 8 games, Sept. 3 to Oct. 29)

MOST TOUCHDOWN PASSES PER GAME

6.4—Mississippi Val., 1984 (64 in 10)

HIGHEST PASSING EFFICIENCY RATING POINTS

190.6—William & Mary, 1993 (232 attempts, 161 completions, 4 interceptions, 2,499 yards, 24 TDs)

Punting**MOST PUNTS PER GAME**

9.6—Louisiana Tech, 1987 (106 in 11)

FEWEST PUNTS PER GAME

2.1—Ga. Southern, 1999 (23 in 11)

HIGHEST PUNTING AVERAGE

47.0—Appalachian St., 1991 (64 for 3,009)

HIGHEST NET PUNTING AVERAGE

(Min. 38-45 atts.) 44.5—Marshall, 1996 (38 for 1,739; 47 yards returned)

(Min. 46 atts.) 44.3—Idaho St., 2001 (49 for 2,270; 98 yards returned)

MOST PUNTS HAD BLOCKED

8—Western Ky., 1982

Punt Returns**MOST PUNT RETURNS PER GAME**

5.4—Murray St., 1980 (59 in 11)

FEWEST PUNT RETURNS PER GAME

0.45—Tenn.-Martin, 2000 (5 in 11)

MOST PUNT-RETURN YARDS PER GAME

64.8—Duquesne, 1996 (648 in 10)

HIGHEST AVERAGE GAIN PER PUNT RETURN

(Min. 20-29 rets.) 23.0—N.C. A&T, 2001 (25 for 576)

(Min. 30 rets.) 18.1—Mississippi Val., 1985 (31 for 561)

MOST TOUCHDOWNS SCORED ON PUNT RETURNS

7—N.C. A&T, 2001 (25 returns)

Kickoff Returns**MOST KICKOFF RETURNS PER GAME**

7.7—Morehead St., 1994 (85 in 11; 1,582 yards)

FEWEST KICKOFF RETURNS PER GAME

1.2—McNeese St., 1997 (13 in 11)

MOST KICKOFF-RETURN YARDS PER GAME

143.8—Morehead St., 1994 (1,582 in 11; 85 returns)

HIGHEST AVERAGE GAIN PER KICKOFF RETURN**(Min. 20 Returns)**

29.5—Eastern Ky., 1986 (34 for 1,022)

Combined Returns**(Interceptions, Punt Returns, Fumble Returns and Kickoff Returns)****MOST TOUCHDOWNS SCORED**

9—Delaware St., 1987 (5 interceptions, 3 punt returns, 1 kickoff return)

Scoring**MOST POINTS PER GAME**

60.9—Mississippi Val., 1984 (609 in 10)

MOST TOUCHDOWNS PER GAME

8.7—Mississippi Val., 1984 (87 in 10)

MOST EXTRA POINTS MADE BY KICKING PER GAME

7.7—Mississippi Val., 1984 (77 in 10)

MOST CONSECUTIVE EXTRA POINTS MADE BY KICKING

68—Idaho, 1993

MOST TWO-POINT ATTEMPTS MADE

9—Weber St., 1992 (11 attempts)

MOST DEFENSIVE EXTRA-POINT ATTEMPTS

2—VMI, 1989; Eastern Wash., 1990; Western Ky., 1990

MOST DEFENSIVE EXTRA POINTS SCORED

2—VMI, 1989 (2 interception returns); Eastern Wash., 1990 (2 interception returns)

MOST FIELD GOALS MADE PER GAME

2.4—Nevada, 1982 (26 in 11); Northern Iowa, 1990 (26 in 11)

MOST SAFETIES SCORED

5—Jackson St., 1986

First Downs**MOST FIRST DOWNS PER GAME**

31.7—Mississippi Val., 1984 (317 in 10)

MOST RUSHING FIRST DOWNS PER GAME

18.6—Ga. Southern, 1999 (205 in 11)

MOST PASSING FIRST DOWNS PER GAME

21.4—Mississippi Val., 1984 (214 in 10)

MOST FIRST DOWNS BY PENALTY PER GAME

3.7—Alabama St., 1984 (41 in 11; 109 penalties by opponents); Texas Southern, 1987 (41 in 11; 134 penalties by opponents)

Fumbles**MOST FUMBLES PER GAME**

5.3—Prairie View, 1984 (58 in 11)

MOST FUMBLES LOST PER GAME

3.1—Idaho, 1978 (31 in 10); Delaware St., 1980 (31 in 10)

FEWEST OWN FUMBLES LOST

1—Yale, 1999 (5 fumbles)

Penalties**MOST PENALTIES**

152—Alabama St., 2001

MOST PENALTIES PER GAME

13.7—Grambling, 1984 (151 in 11; 1,206 yards)

MOST YARDS PENALIZED PER GAME

125.5—Tennessee St., 1982 (1,255 in 10; 132 penalties)

Turnovers**FEWEST TURNOVERS LOST**

9—Hofstra, 1995 (6 fumbles, 3 interceptions); Yale, 1999 (1 fumble, 8 interceptions); Harvard, 2001 (3 fumbles, 6 interceptions)

MOST TURNOVERS LOST

59—Texas Southern, 1980 (27 fumbles, 32 interceptions)

HIGHEST TURNOVER MARGIN PER GAME OVER OPPONENTS

3.18—St. Peter's, 2001 (47 gained, 12 lost; 11 games)

SEASON—Defense**Total Defense****FEWEST YARDS ALLOWED PER GAME**

149.9—Florida A&M, 1978 (1,649 in 11)

FEWEST RUSHING AND PASSING TOUCHDOWNS ALLOWED PER GAME

0.7—Western Mich., 1982 (8 in 11)

LOWEST AVERAGE YARDS ALLOWED PER PLAY

2.4—South Carolina St., 1978 (719 for 1,736)

Rushing Defense**FEWEST YARDS ALLOWED PER GAME**

39.7—Alabama A&M, 2000 (476 in 12)

LOWEST AVERAGE YARDS ALLOWED PER RUSH

1.3—Marist, 1997 (319 for 404)

FEWEST RUSHING TOUCHDOWNS ALLOWED PER GAME

0.3—Florida A&M, 1978 (3 in 11)

Pass Defense**FEWEST YARDS ALLOWED PER GAME**

59.9—Bethune-Cookman, 1981 (659 in 11)

FEWEST YARDS ALLOWED PER ATTEMPT**(Min. 200 Attempts)**

4.0—Middle Tenn., 1988 (251 for 999)

FEWEST YARDS ALLOWED PER COMPLETION**(Min. 100 Completions)**

9.1—Middle Tenn., 1988 (110 for 999)

LOWEST COMPLETION PERCENTAGE ALLOWED*(Min. 200-299 atts.)* 32.3%—Alcorn St., 1979 (76 of 235)*(Min. 300 atts.)* 34.2%—Tennessee St., 1986 (107 of 313)**FEWEST TOUCHDOWNS ALLOWED BY PASSING**

1—Nevada, 1978; Middle Tenn., 1990; Pennsylvania, 1994

LOWEST PASSING EFFICIENCY DEFENSE RATING**(Since 1990)**

61.0—Sacred Heart, 2002 (252 attempts, 87 completions, 19 interceptions, 1,019 yards, 4 TDs)

MOST PASSES INTERCEPTED BY, PER GAME

3.2—Florida A&M, 1981 (35 in 11)

HIGHEST PERCENTAGE INTERCEPTED BY

13.4%—Florida A&M, 1981 (35 of 262)

MOST YARDS GAINED ON INTERCEPTIONS

689—N.C. A&T, 2001 (20 interceptions)

MOST YARDS GAINED PER GAME ON INTERCEPTIONS

62.6—N.C. A&T, 2001 (689 in 11)

HIGHEST AVERAGE PER INTERCEPTION RETURN**(Min. 15 Returns)**

34.5—N.C. A&T, 2001 (20 for 689)

MOST TOUCHDOWNS ON INTERCEPTION RETURNS

7—Jackson St., 1985; Northeastern, 1996

Opponents' Kicks Blocked**MOST OPPONENTS' TOTAL KICKS BLOCKED****(Includes punts, field goals, PATs)**

13—Davidson, 1999 (6 punts, 4 field goals, 3 PATs)

Punting**MOST OPPONENTS' PUNTS BLOCKED BY**

9—Middle Tenn., 1988 (73 punts)

Punt Returns**LOWEST AVERAGE YARDS ALLOWED PER PUNT RETURN**

1.0—Yale, 1988 (24 for 23)

FEWEST RETURNS ALLOWED

7—Furman, 1984 (11 games, 8 yards); Cal Poly, 1997 (11 games, 108 yards)

Kickoff Returns**LOWEST AVERAGE YARDS ALLOWED PER KICKOFF RETURN**

10.6—Southern Utah, 1996 (33 for 350)

Scoring**FEWEST POINTS ALLOWED PER GAME**

6.5—South Carolina St., 1978 (72 in 11)

Fumbles**MOST OPPONENTS' FUMBLES RECOVERED**

29—Western Ky., 1982 (43 fumbles)

Fumble Returns**(Since 1992)****MOST FUMBLES RETURNED FOR TOUCHDOWNS**

3—Texas St., 2000 (2 vs. Nicholls St., Oct. 7 & 1 vs. Northwestern St., Oct. 31)

Turnovers**MOST OPPONENTS' TURNOVERS PER GAME**

4.9—Canisius, 1996 (44 in 9)

Additional Records**MOST CONSECUTIVE VICTORIES**

24—Pennsylvania, from Nov. 14, 1992, through Sept. 30, 1995 (ended Oct. 7, 1995, with 24-14 loss to Columbia); Montana, from Sept. 22, 2001, through November 9, 2002 (ended Nov. 16, 2002, with 30-21 loss to Eastern Wash.)

MOST CONSECUTIVE HOME VICTORIES

39—Ga. Southern, from Sept. 27, 1997 through Dec. 15, 2001 (includes 11 Division I-AA playoff games)

MOST CONSECUTIVE LOSSES

80—Prairie View, from Nov. 4, 1989, until Sept. 26, 1998

MOST CONSECUTIVE GAMES WITHOUT A WIN

80—Prairie View, from Nov. 4, 1989, until Sept. 26, 1998

MOST CONSECUTIVE GAMES WITHOUT BEING SHUT OUT308—Dayton, from Oct. 23, 1976, through present
*(Note: Dayton has been a Division I-AA member since 1993. Boise State had a 193-game streak from Sept. 21, 1968, through Nov. 10, 1984)***MOST SHUTOUTS IN A SEASON**

5—South Carolina St., 1978

MOST CONSECUTIVE QUARTERS HOLDING OPPONENTS SCORELESS

15—Robert Morris, 1996

MOST CONSECUTIVE GAMES WITHOUT A TIE

343—Richmond, from Nov. 2, 1963, to Oct. 14, 1995 (ended Oct. 21, 1995, with 3-3 tie with Fordham)

LAST TIE GAME

Nov. 18, 1995—Dartmouth 10, Princeton 10

LAST SCORELESS-TIE GAME

Oct. 26, 1985—McNeese St. & North Texas

MOST CONSECUTIVE PASSES ATTEMPTED WITHOUT AN INTERCEPTION

370—Portland St. (in 11 games from Sept 4, 1999, to Nov. 13, 1999)

MOST POINTS OVERCOME IN SECOND HALF TO WIN A GAME

35—Nevada (55) vs. Weber St. (49), Nov. 2, 1991 (trailed 49-14 with 12:16 remaining in 3rd quarter)

32—Morehead St. (36) vs. Wichita St. (35), Sept. 20, 1986 (trailed 35-3 with 9:03 remaining in 3rd quarter)

31—Montana (52) vs. South Dakota St. (48), Sept. 4, 1993 (trailed 38-7 with 8:12 remaining in 3rd quarter)

MOST POINTS OVERCOME IN FOURTH QUARTER TO WIN A GAME

28—Delaware St. (38) vs. Liberty (37), Oct. 6, 1990 (trailed 37-9 with 13:00 remaining in 4th quarter)

MOST POINTS SCORED IN FOURTH QUARTER TO WIN A GAME

39—Montana (52) vs. South Dakota St. (48), Sept. 4, 1993 (trailed 38-13 to begin 4th quarter)

33—Southwest Mo. St. (40) vs. Illinois St. (28), Oct. 9, 1993 (trailed 21-7 with 11:30 remaining in 4th quarter)

MOST CONSECUTIVE EXTRA-POINT KICKS MADE

134—Boise St. (began Oct. 27, 1984; ended Nov. 12, 1988)

MOST CONSECUTIVE WINNING SEASONS

27—Grambling (1960-86)

MOST IMPROVED WON-LOST RECORD

9 1/2 games—Montana St., 1984 (12-2-0, including 3 Division I-AA playoff games) from 1983 (1-10-0)


Annual Champions, All-Time Leaders

Total Offense

CAREER YARDS PER GAME

(Minimum 5,500 Yards; Player must have concluded his career)

Player, Team	Years	G	Plays	Yards	TDR†	Yd. PG
Steve McNair, Alcorn St.	1991-94	42	2,055	*16,823	152	*400.5
Neil Lomax, Portland St.	1978-80	33	1,680	11,647	100	352.9
Aaron Flowers, Cal St. Northridge	1996-97	20	944	6,754	60	337.7
David Macchi, Valparaiso	2002-03	23	1,047	7,628	65	331.7
Chris Sanders, Chattanooga...	1999-00	22	1,044	7,247	52	329.4
Dave Dickenson, Montana.....	1992-95	35	1,539	11,523	116	329.2
Willie Totten, Mississippi Val.	1982-85	40	1,812	13,007	*157	325.2
Drew Miller, Montana	1999-00	18	708	5,628	47	312.7
Tom Ehrhardt, Rhode Island	1984-85	21	1,010	6,492	66	309.1
Doug Nussmeier, Idaho.....	1990-93	39	1,556	12,054	109	309.1



Valparaiso quarterback David Macchi accounted for 7,628 yards and averaged 331.7 yards a game to finish fourth among Division I-AA career leaders in total offense.

Valparaiso Sports Information

Player, Team	Years	G	Plays	Yards	TDR†	Yd. PG
Oteman Sampson, Florida A&M	1996-97	22	906	6,751	57	306.9
Marcus Brady, Cal St. Northridge	1998-01	43	*2,116	13,095	123	304.5
Jamie Martin, Weber St.	1989-92	41	1,838	12,287	93	299.7
Tom Proudian, Iona	1993-95	27	1,337	7,939	61	294.0
Robert Dougherty, Boston U. ...	1993-94	21	918	6,135	56	292.1
Stan Greene, Boston U.	1989-90	22	1,167	6,408	49	291.3
John Friesz, Idaho	1986-89	35	1,459	10,187	79	291.1
Robert Kent, Jackson St.	2000-03	45	1,982	12,538	104	278.6
Travis Brown, Northern Ariz. ...	1996-99	41	1,732	11,267	95	274.8
Grady Bennett, Montana	1988-90	31	1,389	8,304	69	267.9
Sean Payton, Eastern Ill.	1983-86	39	1,690	10,298	91	264.1
James Perry, Brown	1996-99	35	1,408	9,225	75	263.6
Eric Rasmussen, San Diego.....	2001-03	29	1,048	7,570	75	261.0
Giovanni Carmazzi, Hofstra ...	1996-99	40	1,564	10,416	103	260.4
Brian Ah Yat, Montana	1995-98	36	1,365	9,319	98	258.9
John Witkowski, Columbia.....	1981-83	30	1,330	7,748	58	258.3
John Whitcomb, UAB	1993-94	22	800	5,683	43	258.3
Ken Hobart, Idaho	1980-83	44	1,847	11,127	105	252.9
David Dinkins, Morehead St. .	1997-00	37	1,260	9,337	114	252.4
Tony Hilde, Boise St.	1993-95	29	1,175	7,284	64	251.2
David Caudill, Morehead St. ...	2001-03	34	1,324	8,475	53	249.3
Gavin Hoffman, Pennsylvania	1999-01	29	1,161	7,188	56	247.9
Jeff Wiley, Holy Cross	1985-88	40	1,428	9,877	76	246.9
Doug Butler, Princeton	1983-85	29	1,137	7,157	52	246.8
Tom Ciaccio, Holy Cross	1988-91	37	1,283	9,066	87	245.0
Greg Wyatt, Northern Ariz. ...	1986-89	42	1,753	10,277	75	244.7

*Record. †Touchdowns-responsible-for are player's TDs scored and passed for.

SEASON YARDS PER GAME

Player, Team	Year	G	Plays	Yards	TDR†	Yd. PG
Steve McNair, Alcorn St.	†1994	11	649	*5,799	53	*527.2
Willie Totten, Mississippi Val.	†1984	10	564	4,572	*61	457.2
Steve McNair, Alcorn St.	†1992	10	519	4,057	39	405.7
Jamie Martin, Weber St.	†1991	11	591	4,337	37	394.3
Bruce Eugene, Grambling.....	†2002	13	*680	5,018	43	386.0
Dave Dickenson, Montana.....	†1995	11	544	4,209	41	382.6
Neil Lomax, Portland St.	†1980	11	550	4,157	42	377.9
Joe Lee, Towson	†1999	11	608	4,031	22	366.5
Marcus Brady, Cal St. Northridge ...	†2001	10	532	3,632	40	363.2
Dave Dickenson, Montana.....	†1993	11	530	3,978	46	361.6
Neil Lomax, Portland St.	†1979	11	611	3,966	31	360.5
Bruce Eugene, Grambling.....	†2003	12	622	4,220	36	351.7
John Friesz, Idaho	†1989	11	464	3,853	31	350.3
Steve McNair, Alcorn St.	1993	11	493	3,830	30	348.2
Aaron Flowers, Cal St. Northridge ...	†1997	9	456	3,132	26	348.0
Todd Hammel, Stephen F. Austin.....	1989	11	487	3,822	38	347.5
Tom Ehrhardt, Rhode Island	†1985	10	529	3,460	35	346.0
Ken Hobart, Idaho	†1983	11	578	3,800	37	345.5
David Dinkins, Morehead St.	†2000	9	408	3,109	38	345.4
Dave Dickenson, Montana.....	1994	9	431	3,108	27	345.3
Alvin Cowan, Yale.....	2003	10	517	3,445	22	344.5
Robert Kent, Jackson St.	2001	11	584	3,785	40	344.1
Rocky Butler, Hofstra	2001	11	450	3,764	40	342.2
Dave Stireman, Weber St.	1985	11	502	3,759	33	341.7
Chris Sanders, Chattanooga.....	2000	11	520	3,756	24	341.5
Brian Ah Yat, Montana.....	†1996	11	501	3,744	45	340.4
Willie Totten, Mississippi Val.	1985	11	561	3,742	43	340.2

Player, Team	Year	G	Plays	Yards	TDR†	Yd. PG
David Macchi, Valparaiso	2003	12	525	4,079	42	339.9
Jeff Wiley, Holy Cross	†1987	11	445	3,722	34	338.4
Jamie Martin, Weber St.	†1990	11	508	3,713	25	337.6
Giovanni Carmazzi, Hofstra	1997	11	524	3,707	36	337.0
Sean Payton, Eastern Ill.	1984	11	584	3,661	31	332.8
Tod Mayfield, West Tex. A&M	1985	10	526	3,328	21	332.8
Ira Vandever, Drake	2002	11	488	3,654	32	332.2
Tom Proudian, Iona	1993	10	521	3,322	30	332.2

*Record. †National champion. ‡Touchdowns-responsible-for are player's TDs scored and passed for.

CAREER YARDS

Player, Team	Years	Plays	Yards	Avg.
Steve McNair, Alcorn St.	1991-94	2,055	*16,823	*8.19
Marcus Brady, Cal St. Northridge	1998-01	*2,116	13,095	6.19
Willie Totten, Mississippi Val.	1982-85	1,812	13,007	7.18
Robert Kent, Jackson St.	2000-03	1,982	12,538	6.33
Jamie Martin, Weber St.	1989-92	1,838	12,287	6.68
Doug Nussmeier, Idaho	1990-93	1,556	12,054	7.75
Neil Lomax, Portland St.	1978-80	1,680	11,647	6.93
Dave Dickenson, Montana	1992-95	1,539	11,523	7.49
Travis Brown, Northern Ariz.	1996-99	1,732	11,267	6.51
Ken Hobart, Idaho	1980-83	1,847	11,127	6.02
David Corley Jr., William & Mary	1999-02	1,611	10,948	6.80
Giovanni Carmazzi, Hofstra	1996-99	1,564	10,416	6.66
Sean Payton, Eastern Ill.	1983-86	1,690	10,298	6.09
Greg Wyatt, Northern Ariz.	1986-89	1,753	10,277	5.86
John Friesz, Idaho	1986-89	1,459	10,187	6.98
Marko Glavic, Lafayette	2000-03	1,745	10,169	5.83
Michael Proctor, Murray St.	1986-89	1,577	9,886	6.27
‡Bruce Eugene, Grambling	2001-03	1,407	9,884	7.02
Jeff Wiley, Holy Cross	1985-88	1,428	9,877	6.92
Jeff Lewis, Northern Ariz.	1992-95	1,654	9,769	5.91
Ted White, Howard	1995-98	1,377	9,669	7.02
Ryan Vena, Colgate	1996-99	1,404	9,435	6.72
Chris Boden, Villanova	1996-99	1,514	9,369	6.19
David Dinkins, Morehead St.	1997-00	1,260	9,337	7.41
Brian Ah Yat, Montana	1995-98	1,365	9,319	6.83
Matt DeGennaro, Connecticut	1987-90	1,619	9,269	5.73
Phil Stambaugh, Lehigh	1996-99	1,430	9,245	6.47
James Perry, Brown	1996-99	1,408	9,225	6.55
Ryan Helming, Northern Iowa	1997-00	1,249	9,215	7.38
Tom Ciaccio, Holy Cross	1988-91	1,283	9,066	7.07
Eric Beavers, Nevada	1983-86	1,307	9,025	6.91
Matt Cannon, Southern Utah	1997-00	1,198	9,020	7.53
Marty Horn, Lehigh	1982-85	1,612	8,956	5.56
Kirk Schulz, Villanova	1986-89	1,534	8,900	5.80
Darin Hinshaw, UCF	1991-94	1,266	8,841	6.98
Robbie Justino, Liberty	1989-92	1,469	8,803	5.99
Dan Crowley, Towson	1991-94	1,263	8,797	6.97
Mitch Maher, North Texas	1991-94	1,417	8,735	6.16
Todd Wells, East Tenn. St.	1997-00	1,303	8,711	6.69
Chris Swartz, Morehead St.	1987-90	1,559	8,648	5.55
Frank Baur, Lafayette	1985, 87-89	1,312	8,579	6.54
Steve Calabria, Colgate	1981-84	1,342	8,532	6.36
Jimmy Blanchard, Portland St.	1997-00	1,188	8,517	7.17
David Caudill, Morehead St.	2001-03	1,324	8,475	6.40
Mike Buck, Maine	1986-89	1,288	8,457	6.57
Jason Whitmer, Idaho St.	1987-90	1,618	8,449	5.22
Scott Davis, North Texas	1987-90	1,548	8,436	5.45
Grady Bennett, Montana	1988-90	1,389	8,304	5.98
Bill Vergantino, Delaware	1989-92	1,459	8,225	5.64
Shane Stafford, Connecticut	1995-98	1,127	8,193	7.27
Stan Yagiello, William & Mary	\$1981-85	1,492	8,168	5.47
Mike Smith, Northern Iowa	1984-87	1,163	8,145	7.00

*Record. †See Page 10 for explanation. ‡Active player.

SEASON YARDS

Player, Team	Year	G	Plays	Yards	Avg.
Steve McNair, Alcorn St.	†1994	11	649	*5,799	*8.94
Bruce Eugene, Grambling	†2002	13	*680	5,018	7.38
Willie Totten, Mississippi Val.	†1984	10	564	4,572	8.11
Jamie Martin, Weber St.	†1991	11	591	4,337	7.34
Bruce Eugene, Grambling	†2003	12	622	4,220	6.78
Dave Dickenson, Montana	†1995	11	544	4,209	7.74
Neil Lomax, Portland St.	†1980	11	550	4,157	7.56
Brett Gordon, Villanova	2002	15	665	4,155	6.25
David Macchi, Valparaiso	2003	12	525	4,079	7.77
Steve McNair, Alcorn St.	†1992	10	519	4,057	7.82
Joe Lee, Towson	†1999	11	608	4,031	6.63
Dave Dickenson, Montana	†1993	11	530	3,978	7.51
Neil Lomax, Portland St.	†1979	11	611	3,966	6.49
John Friesz, Idaho	†1989	11	464	3,853	8.30
Steve McNair, Alcorn St.	1993	11	493	3,830	7.77

Player, Team	Year	G	Plays	Yards	Avg.
Todd Hammel, Stephen F. Austin	1989	11	487	3,822	7.85
Ken Hobart, Idaho	†1983	11	578	3,800	6.57
Robert Kent, Jackson St.	2001	11	584	3,785	6.48
Rocky Butler, Hofstra	2001	11	450	3,764	8.36
Dave Stireman, Weber St.	1985	11	502	3,759	7.49
Chris Sanders, Chattanooga	2000	11	520	3,756	7.22
Brian Ah Yat, Montana	†1996	11	501	3,744	7.47
Willie Totten, Mississippi Val.	1985	11	561	3,742	6.67
Jeff Wiley, Holy Cross	†1987	11	445	3,722	8.36
Jamie Martin, Weber St.	†1990	11	508	3,713	7.31
Giovanni Carmazzi, Hofstra	1997	11	524	3,707	7.07
Darnell Kennedy, Alabama St.	2001	12	444	3,669	8.26
Sean Payton, Eastern Ill.	1984	11	584	3,661	6.27
Ira Vandever, Drake	2002	11	488	3,654	7.49
Quincy Richard, Southern U.	2003	13	453	3,648	8.05
Todd Brunner, Lehigh	1989	11	504	3,639	7.22
Marcus Brady, Cal St. Northridge	†2001	10	532	3,632	6.83
Oteman Sampson, Florida A&M	1997	11	492	3,625	7.37
Aaron Flowers, Cal St. Northridge	†1996	11	488	3,622	7.42
Patrick Bonner, Florida A&M	†1998	11	488	3,568	7.31
Robert Kent, Jackson St.	2002	11	513	3,565	6.95
David Macchi, Valparaiso	2002	11	522	3,549	6.80
Scott Semptimphelter, Lehigh	1993	11	515	3,528	6.85
Neil Lomax, Portland St.	†1978	11	519	3,524	6.79

*Record. †National champion.

SINGLE-GAME YARDS

Yds.	Player, Team (Opponent)	Date
668	Robert Kent, Jackson St. (Alabama St.)	Oct. 6, 2001
649	Steve McNair, Alcorn St. (Southern U.)	Oct. 22, 1994
647	Steve McNair, Alcorn St. (Chattanooga)	Sept. 10, 1994
643	Jamie Martin, Weber St. (Idaho St.)	Nov. 23, 1991
633	Steve McNair, Alcorn St. (Grambling)	Sept. 3, 1994
624	Steve McNair, Alcorn St. (Samford)	Oct. 29, 1994
621	Willie Totten, Mississippi Val. (Prairie View)	Oct. 27, 1984
614	Bryan Martin, Weber St. (Cal Poly)	Sept. 23, 1995
604	Steve McNair, Alcorn St. (Jackson St.)	Nov. 21, 1992
598	Robert Kent, Jackson St. (N.C. A&T)	Sept. 7, 2002
595	Doug Pederson, La.-Monroe (Stephen F. Austin)	Nov. 11, 1989
587	Vern Harris, Idaho St. (Montana)	Oct. 12, 1985
586	Steve McNair, Alcorn St. (Troy St.)	Nov. 12, 1994
574	Dave Dickenson, Montana (Idaho)	Oct. 21, 1995
570	Steve McNair, Alcorn St. (Texas Southern)	Sept. 11, 1993
569	Jimmy Blanchard, Portland St. (Montana)	Oct. 2, 1999
566	Tom Ehrhardt, Rhode Island (Connecticut)	Nov. 16, 1985
566	Brian Ah Yat, Montana (Eastern Wash.)	Oct. 19, 1996
564	Steve McNair, Alcorn St. (Jackson St.)	Nov. 19, 1994
563	Joe Lee, Towson (Lehigh)	Oct. 30, 1999
562	Bruce Eugene, Grambling (Texas Southern)	Nov. 2, 2002
562	Todd Hammel, Stephen F. Austin (La.-Monroe)	Nov. 11, 1989
561	Willie Totten, Mississippi Val. (Southern U.)	Sept. 29, 1984
559	Bruce Eugene, Grambling (Morris Brown)	Nov. 16, 2002
555	Bobby Townsend, Howard (Morgan St.)	Nov. 13, 1999
551	David Dinkins, Morehead St. (Butler)	Sept. 9, 2000
549	Steve McNair, Alcorn St. (Jacksonville St.)	Oct. 31, 1992
549	Brian Ah Yat, Montana (Northern Ariz.)	Oct. 26, 1996
548	Ryan Helming, Northern Iowa (Western Ill.)	Nov. 13, 1999
547	Tod Mayfield, West Tex. A&M (New Mexico St.)	Nov. 16, 1985
546	Seth Burford, Cal Poly (Northern Iowa)	Nov. 4, 2000
546	Dave Stireman, Weber St. (Montana)	Nov. 2, 1985
543	Ken Hobart, Idaho (Southern Colo.)	Sept. 10, 1983

ANNUAL CHAMPIONS

Year	Player, Team	Class	G	Plays	Yards	Avg.
1978	Neil Lomax, Portland St.	So.	11	519	3,524	320.4
1979	Neil Lomax, Portland St.	Jr.	11	611	3,966	360.5
1980	Neil Lomax, Portland St.	Sr.	11	550	4,157	377.9
1981	Mike Machurek, Idaho St.	Sr.	9	363	2,645	293.9
1982	Brent Woods, Princeton	Sr.	10	577	3,079	307.9
1983	Ken Hobart, Idaho	Sr.	11	578	3,800	345.5
1984	Willie Totten, Mississippi Val.	Jr.	10	564	4,572	457.2
1985	Tom Ehrhardt, Rhode Island	Sr.	10	529	3,460	346.0
1986	Brent Pease, Montana	Sr.	10	499	3,094	309.4
1987	Jeff Wiley, Holy Cross	Jr.	11	445	3,722	338.4
1988	John Friesz, Idaho	Jr.	10	424	2,751	275.1
1989	John Friesz, Idaho	Sr.	11	464	3,853	350.3
1990	Jamie Martin, Weber St.	So.	11	508	3,713	337.6
1991	Jamie Martin, Weber St.	Jr.	11	591	4,337	394.3
1992	Steve McNair, Alcorn St.	So.	10	519	4,057	405.7
1993	Dave Dickenson, Montana	So.	11	530	3,978	361.6
1994	Steve McNair, Alcorn St.	Sr.	11	649	*5,799	*527.2
1995	Dave Dickenson, Montana	Sr.	11	544	4,209	382.6
1996	Brian Ah Yat, Montana	So.	11	501	3,744	340.4

Year	Player, Team	Class	G	Plays	Yards	Avg.
1997	Aaron Flowers, Cal St. Northridge.....	Sr.	9	456	3,132	348.0
1998	Patrick Bonner, Florida A&M.....	Sr.	11	488	3,568	324.4
1999	Joe Lee, Towson.....	Sr.	11	608	4,031	366.5
2000	David Dinkins, Morehead St.....	Sr.	9	408	3,109	345.4
2001	Marcus Brady, Cal St. Northridge.....	Sr.	10	532	3,632	363.2
2002	Bruce Eugene, Grambling.....	So.	13	*680	5,018	386.0
2003	Bruce Eugene, Grambling.....	Jr.	12	622	4,220	351.7

*Record.

Rushing

CAREER YARDS PER GAME

(Minimum 2,500 Yards; Player must have concluded his career)

Player, Team	Years	G	Plays	Yards	TD	Yd. PG
Arnold Mickens, Butler.....	1994-95	20	763	3,813	29	*190.7
Adrian Peterson, Ga. Southern.....	1998-01	42	996	*6,559	*84	156.2
Aaron Stecker, Western Ill.....	1997-98	20	550	3,081	36	154.1
Tim Hall, Robert Morris.....	1994-95	19	393	2,908	27	153.1
Jerry Azumah, New Hampshire.....	1995-98	41	1,044	6,193	60	151.0
Reggie Greene, Siena.....	1994-97	36	890	5,415	45	150.4
Charles Roberts, Sacramento St. ...	1997-00	44	*1,124	6,553	56	148.9
Charles Dunn, Portland St.....	1998-00	33	872	4,831	46	146.4
Archie Amerson, Northern Ariz. ...	1995-96	22	526	3,196	37	145.3
Keith Elias, Princeton.....	1991-93	30	736	4,208	49	140.3
Jesse Chatman, Eastern Wash.....	1999-01	31	627	4,173	48	134.6
Mike Clark, Akron.....	1984-86	32	804	4,257	24	133.0
Gary Jones, Albany (N.Y.).....	2002-03	23	442	3,033	40	131.9
Corey Holmes, Mississippi Val.....	1999-00	22	526	2,897	21	131.7
Rick Sarille, Wagner.....	\$1995-99	41	965	5,290	50	129.0
Charles Tharp, Western Ill.....	1999-00	22	520	2,834	29	128.8
Michael Hicks, South Carolina St. ...	1993-95	32	701	4,093	51	127.9
Louis Ivory, Furman.....	1998-01	42	847	5,353	53	127.5
Marcel Shipp, Massachusetts.....	1997-00	43	1,042	5,383	49	125.2
Matt Cannon (QB), Southern Utah ..	1997-00	44	757	5,489	69	124.8
Rich Erenberg, Colgate.....	1982-83	21	464	2,618	22	124.7
Kenny Gamble, Colgate.....	1984-87	42	963	5,220	55	124.3
Frank Hawkins, Nevada.....	1977-80	43	945	5,333	39	124.0
Curtis Keaton, James Madison.....	1998-99	22	513	2,723	29	123.8
Elroy Harris, Eastern Ky.....	1985, 87-88	31	648	3,829	47	123.5
Chad Levitt, Cornell.....	1993-96	38	922	4,657	44	122.6
Thomas Haskins, VMI.....	1993-96	44	899	5,355	50	121.7
Gill Fenerty, Holy Cross.....	1983-85	30	622	3,618	26	120.6
Markus Thomas, Eastern Ky.....	1989-92	43	784	5,149	51	119.7
Destry Wright, Jackson St.....	1997-99	34	726	4,049	30	119.1
Marquette Smith, UCF.....	1994-95	22	467	2,569	19	116.8
Erik Marsh, Lafayette.....	1991-94	42	1,027	4,834	35	115.1
Sherriden May, Idaho.....	1992-94	33	689	3,748	50	113.6
Jason Grove, Drake.....	1995-98	37	853	4,182	42	113.0
Rene Ingoglia, Massachusetts.....	1992-95	41	905	4,623	54	112.8
Rabih Abdullah, Lehigh.....	1994-97	33	672	3,696	33	112.0
Willie High, Eastern Ill.....	1992-95	38	913	4,231	37	111.3
Rich Lemon, Bucknell.....	1993-96	43	994	4,742	35	110.3
Derrick Harmon, Cornell.....	1981-83	28	545	3,074	26	109.8
Ralph Saldiveri, Iona.....	1997-00	41	986	4,488	36	109.5
Paul Lewis, Boston U.....	1982-84	37	878	3,995	50	108.0
Eric Gant, Grambling.....	1990-93	34	617	3,667	32	107.9
Derrick Franklin, Indiana St.....	1989-91	30	710	3,231	23	107.7
Charvez Foger, Nevada.....	1985-88	42	864	4,484	52	106.8
Claude Mathis, Texas St.....	1994-97	44	882	4,691	45	106.6
James Crawford, Eastern Ky.....	1985-87	32	661	3,404	22	106.4
Eion Hu, Harvard.....	1994-96	29	714	3,073	26	106.0
Bryan Keys, Pennsylvania.....	1987-89	30	609	3,137	34	104.6
Yohance Humphrey, Montana.....	1998-01	39	746	4,070	43	104.4
Judd Garrett, Princeton.....	1987-89	30	687	3,109	32	103.6

*Record. \$See Page 10 for explanation.

SEASON YARDS PER GAME

Player, Team	Year	G	Plays	Yards	TD	Yd. PG
Arnold Mickens, Butler.....	†1994	10	*409	2,255	18	*225.5
Charles Roberts, Sacramento St.....	†1998	11	386	*2,260	19	205.5
Tony Vinson, Towson.....	†1993	10	293	2,016	23	201.6
Jerry Azumah, New Hampshire.....	1998	11	342	2,195	22	199.6
Reggie Greene, Siena.....	†1997	9	256	1,778	18	197.6
Reggie Greene, Siena.....	†1996	9	280	1,719	12	191.0
Jesse Chatman, Eastern Wash.....	†2001	11	285	2,096	24	190.6
Charles Roberts, Sacramento St.....	†1999	11	303	2,082	22	189.3
Archie Amerson, Northern Ariz.....	1996	11	333	2,079	25	189.0
Louis Ivory, Furman.....	†2000	11	286	2,079	16	189.0
Aaron Stecker, Western Ill.....	1997	11	298	1,957	24	177.9
Marcel Shipp, Massachusetts.....	1998	11	319	1,949	13	177.2
Adrian Peterson, Ga. Southern.....	1998	11	257	1,932	25	175.6

Player, Team	Year	G	Plays	Yards	TD	Yd. PG
Keith Elias, Princeton.....	1993	10	305	1,731	19	173.1
Gene Lake, Delaware St.....	†1984	10	238	1,722	20	172.2
Karlton Carpenter, Southern Ill.....	1998	11	323	1,892	16	172.0
Rich Erenberg, Colgate.....	†1983	11	302	1,883	20	171.2
Sean Bennett, Evansville.....	1997	10	235	1,668	16	166.8
Kenny Gamble, Colgate.....	†1986	11	307	1,816	21	165.1
Kenny Bynum, South Carolina St.....	1996	10	236	1,649	14	164.9
J.J. Allen, Marist.....	1998	10	279	1,646	21	164.6
Adrian Peterson, Ga. Southern.....	1999	11	248	1,807	*28	164.3
Charles Dunn, Portland St.....	2000	11	302	1,792	21	162.9
Mike Clark, Akron.....	1986	11	245	1,786	8	162.4
Reggie Greene, Siena.....	†1995	9	273	1,461	11	162.3
Randall Joseph, Colgate.....	1999	9	193	1,446	15	160.7
Derrick Cullors, Murray St.....	1995	11	269	1,765	16	160.5
L.J. McKanas, Northeastern.....	2001	11	342	1,756	14	159.6
Chad Levitt, Cornell.....	1996	9	267	1,435	13	159.4
Keith Elias, Princeton.....	†1992	10	245	1,575	18	157.5
Tim Hall, Robert Morris.....	1995	10	239	1,572	16	157.2
Frank Hawkins, Nevada.....	†1980	11	307	1,719	9	156.3
David Dinkins, Morehead St.....	2000	9	190	1,405	21	156.1
Arnold Mickens, Butler.....	1995	10	354	1,558	11	155.8
Brad Baxter, Alabama St.....	1986	11	302	1,705	13	155.0
Thomas Haskins, VMI.....	1996	11	287	1,704	15	154.9
Elroy Harris, Eastern Ky.....	1988	10	277	1,543	21	154.3
Corey Holmes, Mississippi Val.....	1999	11	331	1,692	11	153.8
Richard Johnson, Butler.....	1993	10	322	1,535	10	153.5

*Record. †National champion.

CAREER YARDS

Player, Team	Years	Plays	Yards	Avg.	Long
Adrian Peterson, Ga. Southern.....	1998-01	996	*6,559	6.59	91
Charles Roberts, Sacramento St.....	1997-00	*1,124	6,553	5.83	70
Jerry Azumah, New Hampshire.....	1995-98	1,044	6,193	5.93	96
Matt Cannon, Southern Utah (QB).....	1997-00	757	5,489	†7.25	93
Reggie Greene, Siena.....	1994-97	890	5,415	6.08	82
Marcel Shipp, Massachusetts.....	1997-00	1,042	5,383	5.17	82
Thomas Haskins, VMI.....	1993-96	899	5,355	5.96	80
Louis Ivory, Furman.....	1998-01	847	5,353	6.32	88
Frank Hawkins, Nevada.....	1977-80	945	5,333	5.64	50
Rick Sarille, Wagner.....	\$1995-99	965	5,290	5.48	80
Kenny Gamble, Colgate.....	1984-87	963	5,220	5.42	91
Markus Thomas, Eastern Ky.....	1989-92	784	5,149	6.57	90
Erik Marsh, Lafayette.....	1991-94	1,027	4,834	4.71	62
Charles Dunn, Portland St.....	1998-00	872	4,831	5.54	67
Rich Lemon, Bucknell.....	1993-96	994	4,742	4.77	83
Claude Mathis, Texas St.....	1994-97	882	4,691	5.32	79
Chad Levitt, Cornell.....	1993-96	922	4,657	5.05	88
Rene Ingoglia, Massachusetts.....	1992-95	905	4,623	5.11	84
Chris Parker, Marshall.....	1992-95	780	4,571	5.86	89
Ralph Saldiveri, Iona.....	1997-00	986	4,488	4.55	91
Cedric Minter, Boise St.....	1977-80	752	4,475	5.95	77
John Settle, Appalachian St.....	1983-86	891	4,409	4.95	88
Brian Westbrook, Villanova.....	1997-98, 00-01	691	4,298	6.22	52
Jermaine Creighton, St. John's (N.Y.).....	1994-97	948	4,271	4.51	99
Donte Small, Duquesne.....	1998-01	843	4,260	5.05	68
Mike Clark, Akron.....	1984-86	804	4,257	5.29	†65
Willie High, Eastern Ill.....	1992-95	913	4,231	4.63	55
Keith Elias, Princeton.....	1991-93	736	4,208	5.72	69
Jason Grove, Drake.....	1995-98	853	4,182	4.90	50
David Wright, Indiana St.....	1992-95	784	4,181	5.33	75
Jesse Chatman, Eastern Wash.....	1999-01	627	4,173	6.66	67
Warren Marshall, James Madison.....	\$1982-86	737	4,168	5.66	59
Carl Tremble, Furman.....	1989-92	696	4,149	5.96	65
Harvey Reed, Howard.....	1984-87	635	4,142	6.52	85
Brandon Walker, East Tenn. St.....	1996-99	776	4,095	5.28	62
Michael Hicks, South Carolina St.....	1993-95	701	4,093	5.84	82
Yohance Humphrey, Montana.....	1998-01	746	4,070	5.46	72
Destry Wright, Jackson St.....	1997-99	726	4,049	5.58	68
Paul Lewis, Boston U.....	1981-84	878	3,995	4.55	80
Willie Taggart, Western Ky. (QB).....	1995-98	684	3,957	5.79	74
Daryl Brown, Delaware.....	1991-94	678	3,932	5.80	71
Joe Ross, Ga. Southern.....	1987-90	687	3,876	5.64	75
Garry Pearson, Massachusetts.....	1979-82	808	3,859	4.78	71
Montrell Coley, Hampton.....	1997-00	694	3,838	5.53	89
Elroy Harris, Eastern Ky.....	1985, 87-88	648	3,829	5.91	64
Lorenzo Bouier, Maine.....	1979-82	879	3,827	4.35	77
Lewis Tillman, Jackson St.....	\$1984-88	779	3,824	4.91	39
Joe Campbell, Middle Tenn.....	1988-91	638	3,823	5.99	81
Carl Smith, Maine.....	1988-91	759	3,815	5.03	89
Arnold Mickens, Butler.....	1994-95	763	3,813	5.00	70
Damon Scott, Appalachian St.....	1993-96	745	3,800	5.10	49

*Record. †Did not score. \$See Page 10 for explanation. ‡Record for minimum 600 carries.

CAREER RUSHING TOUCHDOWNS

Player, Team	Years	G	TDs
Adrian Peterson, Ga. Southern	1998-01	42	*84
Matt Cannon, Southern Utah (QB)	1997-00	44	69
Dave Dinkins, Morehead St. (QB)	1997-00	37	63
Jerry Azumah, New Hampshire	1995-98	41	60
Charles Roberts, Sacramento St.	1997-00	44	56
Kenny Gamble, Colgate	1984-87	42	55
Rene Ingoglia, Massachusetts	1992-95	41	54
Louis Ivory, Furman	1998-01	42	53
Brian Westbrook, Villanova	1997-98, 00-01	44	52
Charvez Foger, Nevada	1985-88	42	52
Michael Hicks, South Carolina St.	1993-95	32	51
Markus Thomas, Eastern Ky.	1989-92	43	51
Rick Sarille, Wagner	\$1995-99	41	50
Thomas Haskins, VMI	1993-96	44	50
Sherriden May, Idaho	1992-94	33	50
Paul Lewis, Boston U.	1981-84	37	50
Marcel Shipp, Massachusetts	1997-00	43	49
Montrell Coley, Hampton	1997-00	44	49
Greg Hill, Ga. Southern (QB)	1996-99	43	49
Chris Parker, Marshall	1992-95	45	49
Keith Elias, Princeton	1991-93	30	49
Jesse Chatman, Eastern Wash.	1999-01	31	48
Elroy Harris, Eastern Ky.	1985, 87-88	31	47
Harvey Reed, Howard	1984-87	41	47

*Record. (Note: Anthony Russo of St. John's [N.Y.] scored 16 TDs in 1993 at IAA level but had 57 total touchdowns during 1990-94.) \$See Page 10 for explanation.

SEASON YARDS

Player, Team	Year	G	Plays	Yards	Avg.
Jamaal Branch, Colgate	2003	16	*450	*2,326	5.17
Charles Roberts, Sacramento St.	†1998	11	386	2,260	5.85
Arnold Mickens, Butler	†1994	10	409	2,255	5.51
Jerry Azumah, New Hampshire	1998	11	342	2,195	6.42
Jesse Chatman, Eastern Wash.	†2001	11	285	2,096	7.35
Charles Roberts, Sacramento St.	†1999	11	303	2,082	6.87
Louis Ivory, Furman	†2000	11	286	2,079	7.27
Archie Amerson, Northern Ariz.	1996	11	333	2,079	6.24
Tony Vinson, Towson	†1993	10	293	2,016	6.89
Aaron Stecker, Western Ill.	1997	11	298	1,957	6.57
Marcel Shipp, Massachusetts	1998	11	319	1,949	6.11
Adrian Peterson, Ga. Southern	1998	11	257	1,932	7.52
Karlton Carpenter, Southern Ill.	1998	11	323	1,892	5.86
Rich Erenberg, Colgate	†1983	11	302	1,883	6.24
Kenny Gamble, Colgate	†1986	11	307	1,816	5.92
Adrian Peterson, Ga. Southern	1999	11	248	1,807	7.29
Charles Dunn, Portland St.	2000	11	302	1,792	5.93
Mike Clark, Akron	1986	11	245	1,786	†7.29
Reggie Greene, Siena	†1997	9	256	1,778	6.95
Derrick Cullors, Murray St.	1995	11	269	1,765	6.56
L.J. McKanas, Northeastern	2001	11	342	1,756	5.13
Keith Elias, Princeton	1993	10	305	1,731	5.68
Gene Lake, Delaware St.	†1984	10	238	1,722	7.24
Frank Hawkins, Nevada	†1980	11	307	1,719	5.60
Reggie Greene, Siena	†1996	9	280	1,719	6.14
Charles Anthony, Tennessee St.	2003	12	322	1,708	5.30
Brad Baxter, Alabama St.	1986	11	302	1,705	5.65
Thomas Haskins, VMI	1996	11	287	1,704	5.94
Corey Holmes, Mississippi Val.	1999	11	331	1,692	5.11
Jay Bailey, Austin Peay	†2002	12	319	1,687	5.29
Frank Hawkins, Nevada	†1979	11	293	1,683	5.74
Carl Smith, Maine	†1989	11	305	1,680	5.51
Sean Bennett, Evansville	1997	10	235	1,668	7.10
Brad Hoover, Western Caro.	1998	11	331	1,663	5.02
John Settle, Appalachian St.	1986	11	317	1,661	5.24
Curtis Keaton, James Madison	1999	11	290	1,659	5.72
Yohance Humphrey, Montana	2001	12	303	1,658	5.47
Nick Chournos, Weber St.	2003	12	297	1,649	5.55
Kenny Bynum, South Carolina St.	1996	10	236	1,649	6.99
J.J. Allen, Marist	1998	10	279	1,646	5.90
Destry Wright, Jackson St.	1999	12	296	1,643	5.55
Garry Pearson, Massachusetts	†1982	11	312	1,631	5.23
Morgan Welch, Weber St.	1998	11	305	1,629	5.34
Germaine Bennett, Delaware	2003	16	323	1,625	5.03
Charles Roberts, Sacramento St.	2000	11	296	1,624	5.49
Lorenzo Bouier, Maine	1980	11	349	1,622	4.65
Markus Thomas, Eastern Ky.	1989	11	232	1,620	6.98

*Record. †National champion. ‡Record for minimum of 200 carries.

SINGLE-GAME YARDS

Yds.	Player, Team (Opponent)	Date
437	Maurice Hicks, N.C. A&T (Morgan St.)	Oct. 6, 2001
409	Charles Roberts, Sacramento St. (Idaho St.)	Nov. 6, 1999
393	Ryan Fuqua, Portland St. (Eastern Wash.)	Nov. 10, 2001

Yds.	Player, Team (Opponent)	Date
379	Reggie Greene, Siena (St. John's [N.Y.]	Nov. 2, 1996
364	Tony Vinson, Towson (Bucknell)	Nov. 13, 1993
353	Maurice Hicks, N.C. A&T (South Carolina St.)	Nov. 18, 2000
346	William Arnold, Jackson St. (Texas Southern)	Nov. 6, 1993
345	Russell Davis, Idaho (Portland St.)	Oct. 3, 1981
337	Frank Alessio, Massachusetts (Boston U.)	Nov. 11, 1995
337	Gill Fenerty, Holy Cross (Columbia)	Oct. 29, 1983
336	Gene Lake, Delaware St. (Liberty)	Nov. 10, 1984
329	Jerry Azumah, New Hampshire (Hofstra)	Nov. 7, 1998
327	Tony Vinson, Towson (Morgan St.)	Nov. 20, 1993
324	Charles Dunn, Portland St. (Hofstra)	Oct. 7, 2000
324	John Campbell, Wagner (Jacksonville)	Nov. 14, 1998
324	Robert Vaughn, Alabama St. (Tuskegee)	Nov. 24, 1994
323	Mike Hilliard, Duquesne (La Salle)	Sept. 27, 2003
323	Matt Johnson, Harvard (Brown)	Nov. 9, 1991
317	Josh Rue, Duquesne (Canisius)	Nov. 17, 2001
316	J.J. Allen, Marist (St. Francis [Pa.]	Oct. 31, 1998
315	Angelo Todd, Norfolk St. (Delaware St.)	Sept. 19, 1998
313	Sean Bennett, Evansville (San Diego)	Oct. 19, 1996
313	Rene Ingoglia, Massachusetts (Rhode Island)	Oct. 1, 1994
312	Muhammad Abdulqadir, Southern Ill. (Eastern Mich.)	Sept. 28, 2002
312	Surkano Edwards, Samford (Tenn.-Martin)	Nov. 14, 1992
310	Claude Mathis, Texas St. (Stephen F. Austin)	Nov. 16, 1996
309	Eddie Thompson, Western Ky. (Southern Ill.)	Oct. 29, 1992
308	J.R. Taylor, Eastern Ill. (Fla. Atlantic)	Nov. 16, 2002
308	Claude Mathis, Texas St. (Jacksonville St.)	Nov. 15, 1997
307	Kenny Bynum, South Carolina St. (N.C. A&T)	Nov. 23, 1996
305	Lawrence Worthington, Liberty (Charleston So.)	Nov. 19, 1994
305	Lucius Floyd, Nevada (Montana St.)	Sept. 27, 1986
304	Tony Citizen, McNeese St. (Prairie View)	Sept. 6, 1986
302	Marvin Royal, Sacred Heart (Iona)	Oct. 28, 2000
302	Lorenzo Bouier, Maine (Northeastern)	Nov. 1, 1980
301	Louis Ivory, Furman (Ga. Southern)	Nov. 4, 2000
301	Jovan Rhodes, Marist (Siena)	Nov. 12, 1994
300	Jerry Azumah, New Hampshire (Boston U.)	Nov. 15, 1997
300	Markus Thomas, Eastern Ky. (Marshall)	Oct. 21, 1989

ANNUAL CHAMPIONS

Year	Player, Team	Class	G	Plays	Yards	Avg.
1978	Frank Hawkins, Nevada	So.	10	259	1,445	144.5
1979	Frank Hawkins, Nevada	Jr.	11	293	1,683	153.0
1980	Frank Hawkins, Nevada	Sr.	11	307	1,719	156.3
1981	Gregg Drew, Boston U.	Jr.	10	309	1,257	125.7
1982	Garry Pearson, Massachusetts	Sr.	11	312	1,631	148.3
1983	Rich Erenberg, Colgate	Sr.	11	302	1,883	171.2
1984	Gene Lake, Delaware St.	Jr.	10	238	1,722	172.2
1985	Burton Murchison, Lamar	So.	11	265	1,547	140.6
1986	Kenny Gamble, Colgate	Jr.	11	307	1,816	165.1
1987	Harvey Reed, Howard	Sr.	10	211	1,512	151.2
1988	Elroy Harris, Eastern Ky.	Jr.	10	277	1,543	154.3
1989	Carl Smith, Maine	So.	11	305	1,680	152.7
1990	Walter Dean, Grambling	Sr.	11	221	1,401	127.4
1991	Al Rosier, Dartmouth	Sr.	10	258	1,432	143.2
1992	Keith Elias, Princeton	Jr.	10	245	1,575	157.5
1993	Tony Vinson, Towson	Sr.	10	293	2,016	201.6
1994	Arnold Mickens, Butler	Jr.	10	*409	2,255	*225.5
1995	Reggie Greene, Siena	So.	9	273	1,461	162.3
1996	Reggie Greene, Siena	Jr.	9	280	1,719	191.0
1997	Reggie Greene, Siena	Sr.	9	256	1,778	197.6
1998	Charles Roberts, Sacramento St.	So.	11	386	*2,260	205.5
1999	Charles Roberts, Sacramento St.	Jr.	11	303	2,082	189.3
2000	Louis Ivory, Furman	Jr.	11	286	2,079	189.0
2001	Jesse Chatman, Eastern Wash.	Sr.	11	285	2,096	190.6
2002	Jay Bailey, Austin Peay	Sr.	12	319	1,687	140.6
2003	Nick Hartigan, Brown	So.	10	275	1,498	149.8

*Record.


Quarterback Rushing

CAREER YARDS

(Since 1978)

Player, Team	Years	G	Plays	Yards	TD	Yd. PG
#Matt Cannon, Southern Utah	1997-00	44	674	*4,852	*64	*110.3
Willie Taggart, Western Ky.	1995-98	41	684	3,957	46	96.5
David Dinkins, Morehead St.	1997-00	37	553	3,765	63	101.8
Jack Douglas, Citadel	1989-92	44	*832	3,674	48	83.5
Greg Hill, Ga. Southern	1996-99	41	575	3,309	49	80.7
Allen Suber, Bethune-Cookman	2000-03	45	578	2,897	39	64.4
Josh Non, Nicholls St.	2000-03	44	664	2,658	29	60.4
Tracy Ham, Ga. Southern	1984-86	33	511	2,506	32	75.9
Travis Wilson, Wofford	1998-01	44	550	2,488	18	56.5
Tony Scales, VMI	1989-92	44	561	2,475	19	56.3
Eddie Thompson, Western Ky.	1991-93	27	387	2,349	19	87.0

Bethune-Cookman Sports Information



Allen Suber of Bethune-Cookman compiled nearly 2,900 career rushing yards, good for sixth on the Division I-AA list for quarterbacks.

Player, Team	Years	G	Plays	Yards	TD	Yd. PG
Steve McNair, Alcorn St.	1991-94	42	375	2,327	33	55.4
Ryiq Williams, James Madison.....	1989-92	43	642	2,321	32	54.0
Raymond Gross, Ga. Southern	1987-90	42	695	2,290	20	54.5
Bill Vergantino, Delaware	1989-92	44	656	2,287	34	52.0
Dwane Brown, Arkansas St.	1984-87	42	595	2,192	33	52.2
Roy Johnson, Arkansas St.	1988-91	43	558	2,182	22	50.7
DeAndre Smith, Southwest Mo. St.	1987-90	42	558	2,140	36	50.9
Chaz Williams, Ga. Southern	2001-03	33	424	2,031	37	61.5
Ryan Vena, Colgate	1996-99	40	585	2,008	33	50.2

*Record. #Does not include statistics as a slotback in 1997. †Active player.

SEASON YARDS

(Since 1978)

Player, Team	Year	G	Plays	Yards	TD	Avg.
Matt Cannon, Southern Utah	2000	11	218	*1,602	22	7.35
Matt Cannon, Southern Utah	1998	11	199	1,533	14	7.80
Chaz Williams, Ga. Southern	2002	14	*290	1,422	*27	4.90
David Dinkins, Morehead St.	2000	9	190	1,405	21	7.39
Willie Taggart, Western Ky.	1998	11	210	1,313	15	6.25
Matt Cannon, Southern Utah	1999	11	203	1,310	23	6.45
Joe Dupaix, Southern Utah	1996	11	271	1,246	12	4.60
Willie Taggart, Western Ky.	1997	10	152	1,217	15	*8.01
Marvin Marshall, South Carolina St.	1994	11	160	1,201	10	7.51
David Dinkins, Morehead St.	1998	11	147	1,169	20	7.95
Jack Douglas, Citadel.....	1991	11	266	1,152	13	4.33
David Dinkins, Morehead St.	1999	10	200	1,138	20	5.69
Tony Scales, VMI.....	1991	11	185	1,105	8	5.97
Pa'el Troutman, Bethune-Cookman.....	1999	11	220	1,089	9	4.95
Greg Hill, Ga. Southern	1999	11	152	1,084	16	7.13
Greg Hill, Ga. Southern	1998	11	202	1,061	16	5.25
Pa'el Troutman, Bethune-Cookman.....	1998	10	183	1,054	15	5.76
Tracy Ham, Ga. Southern.....	1986	11	207	1,048	18	5.06
Allen Suber, Bethune-Cookman	2002	12	158	1,035	15	6.55
Sheraton Fox, Indiana St.	1999	11	228	1,034	8	4.54
Matt Cannon, Southern Utah	1997	11	137	1,024	10	7.47
Alcede Surtain, Alabama St.	1995	11	178	1,024	21	5.75
Nick Crawford, Yale.....	1991	10	210	1,024	8	4.98
Gene Brown, Citadel	1988	9	152	1,006	13	6.62
Willie Taggart, Western Ky.	1996	10	167	997	8	5.97
Allen Suber, Bethune-Cookman	2003	12	179	987	14	5.51
Kharon Brown, Hofstra.....	1995	11	151	977	7	6.47
Gus Papanikolas, St. Mary's (Cal.).....	2000	11	194	966	8	4.98
Corey Thomas, Nicholls St.	1994	11	158	962	8	6.09
Travis Wilson, Wofford	1999	11	173	936	10	5.41
Steve McNair, Alcorn St.	1994	11	119	936	9	7.87
Jack Douglas, Citadel.....	1992	11	178	926	13	5.20
Roy Johnson, Arkansas St.	1989	11	193	925	6	4.79
Darin Kehler, Yale	1989	10	210	903	6	4.30

*Record.

DIVISION I-AA

Passing

CAREER PASSING EFFICIENCY

(Minimum 300 Completions; Player must have concluded his career)

Player, Team	Years	Att.	Cmp.	Int.	Pct.	Yards	TD	Pts.
Shawn Knight, William & Mary	1991-94	558	367	15	.658	5,527	46	*170.8
Dave Dickenson, Montana.....	1992-95	1,208	813	26	*.673	11,080	96	166.3
Drew Miller, Montana	1999-00	654	430	14	.657	5,900	46	160.5
Eric Rasmussen, San Diego.....	2001-03	851	512	13	.602	7,490	75	160.1
Doug Nussmeier, Idaho.....	1990-93	1,225	746	32	.609	10,824	91	154.4
Mark Washington, Jackson St.	1996-99	724	384	24	.530	6,561	68	153.5
Mike Simpson, Eastern Ill.	1996-97	493	331	15	.671	3,901	32	148.9
Jay Johnson, Northern Iowa.....	1989-92	744	397	25	.534	7,049	51	148.9
Matt Nagy, Delaware	1997-00	771	433	32	.562	7,220	52	148.8
Ryan Vena, Colgate	1996-99	819	482	46	.589	7,427	61	148.4
Mike Cook, William & Mary	1995-98	804	495	21	.616	6,644	55	148.3
Michael Payton, Marshall	1989-92	876	542	32	.619	7,530	57	148.2
Bryan Martin, Weber St.	1992-95	606	365	14	.602	5,211	37	148.0
David Macchi, Valparaiso.....	2002-03	802	450	28	.561	7,089	59	147.7
Aaron Flowers, Cal St. Northridge	1996-97	819	502	21	.613	6,766	54	147.3
Willie Totten, Mississippi Val.	1982-85	1,555	907	*75	.583	12,711	*139	146.8
Kenneth Biggles, Tennessee St.	1981-84	701	397	28	.566	5,933	57	146.6
Shane Stafford, Connecticut.....	1995-98	951	522	29	.549	8,368	67	146.0
Oteman Sampson, Florida A&M.....	1996-97	686	387	26	.564	6,104	46	145.7
Brian Ah Yat, Montana	1995-98	1,190	735	39	.618	9,315	89	145.6
Russ Michna, Western Ill.....	2000-03	733	418	20	.570	6,434	44	145.1
Giovanni Carmazzi, Hofstra	1996-99	1,187	764	32	.644	9,371	71	145.0
Jimmy Blanchard, Portland St.	1997-00	1,038	618	19	.595	8,455	63	144.3
Ted White, Howard	1995-98	1,163	635	34	.546	9,611	92	144.3
Steve McNair, Alcorn St.	1991-94	*1,680	927	58	.552	*14,496	119	144.1
Mike Smith, Northern Iowa.....	1984-87	943	557	43	.591	8,219	58	143.5
Neil Rose, Harvard	\$1998-02	729	455	23	.624	5,949	41	143.2
Branniff Bonaventure, Furman	1993-96	672	413	17	.615	5,361	39	142.6

Player, Team	Years	Att.	Cmp.	Int.	Pct.	Yards	TD	Pts.
David Corley Jr., William & Mary	1999-02	1,168	676	38	.579	9,805	73	142.3
Tom Ciaccio, Holy Cross	1988-91	1,073	658	46	.613	8,603	72	142.2
Jim Zaccheo, Nevada	1987-88	554	326	27	.588	4,750	35	142.0
Todd Donnan, Marshall	1991-94	712	425	25	.597	5,566	51	142.0
Mike Cherry, Murray St.	1995-96	526	305	24	.580	4,490	34	141.9
Eric Beavers, Nevada	1983-86	1,094	646	37	.591	8,626	77	141.8
Scott Semptimphelter, Lehigh	1990-93	823	493	27	.599	6,668	50	141.5
John Whitcomb, UAB	1993-94	738	448	28	.607	6,043	43	141.1
Jack Tomco, Southeast Mo. St.	2002-03	621	386	24	.622	4,946	37	141.0
Harry Leons, Eastern Wash.	1995-97	523	307	23	.587	4,363	33	140.8
Jason Garrett, Princeton	1987-88	550	368	10	.669	4,274	20	140.6
Marcus Brady, Cal St. Northridge	1998-01	*1,680	*1,039	47	.618	12,479	109	140.6
Phil Stambaugh, Lehigh	1996-99	1,284	816	43	.636	9,669	78	140.2
Neil Lomax, Portland St.	1978-80	1,425	836	50	.587	11,550	88	140.1
Kevin Eakin, Fordham	2002-03	790	486	22	.615	6,094	45	139.6
Chris Boden, Villanova	1996-99	1,338	818	30	.611	9,538	93	139.5
Jamie Martin, Weber St.	1989-92	1,544	934	56	.605	12,207	87	138.2
Darin Hinshaw, UCF	1991-94	1,113	614	52	.552	9,000	82	138.1
Gavin Hoffman, Pennsylvania	1999-01	1,004	651	32	.648	7,542	50	138.0
Ricky Jones, Alabama St.	1988-91	644	324	30	.503	5,472	49	137.5
Jeff Carlson, Weber St.	1984, 86-88	723	384	33	.531	6,147	47	136.9
Tony Zimmerman, Duquesne	1998-00	889	443	41	.498	7,313	73	136.8
Chris Hakel, William & Mary	1988-91	812	489	26	.602	6,447	40	136.7
Jeff Wiley, Holy Cross	1985-88	1,208	723	63	.599	9,698	71	136.3
Robert Dougherty, Boston U.	1993-94	705	405	26	.574	5,608	41	136.1
Eriq Williams, James Madison	1989-92	617	326	35	.528	5,356	40	135.8
Chad Barnhardt, South Fla.	1997-98	519	300	16	.578	4,138	27	135.8
Rob Compson, Montana St.	1995-98	901	516	27	.573	6,838	55	135.2
Tom Ehrhardt, Rhode Island	1984-85	919	526	35	.572	6,722	66	134.8
Tony Hilde, Boise St.	1993-95	842	459	23	.545	6,634	49	134.4
Jeff Lewis, Northern Ariz.	1992-95	1,316	785	24	.597	9,655	67	134.4
Todd Bankhead, Massachusetts	1998-99	731	438	29	.599	5,502	42	134.2
Tom Kirchoff, Lafayette	1989-92	878	510	36	.581	6,721	53	134.1
Dan Sabella, Monmouth	1994-97	868	500	17	.576	6,229	52	133.7
Doug Baughman, Idaho St.	2001-02	748	443	24	.592	5,574	41	133.5
Mike Buck, Maine	1986-89	1,134	637	41	.562	8,721	68	133.4
Frankie DeBusk, Furman	1987-90	634	333	29	.525	5,414	35	133.3
Frank Novak, Lafayette	1981-83	834	478	36	.573	6,378	51	133.1
Kyle Slager, Brown	2002-03	699	449	23	.642	5,008	32	132.9
Robert Kent, Jackson St.	2000-03	1,540	826	58	.536	11,784	104	132.7
Robbie Justino, Liberty	1989-92	1,267	769	51	.607	9,548	64	132.6
Quincy Richard, Southern U.	2001-03	700	402	28	.574	4,998	49	132.5
Rick Worman, Eastern Wash.	1984-85	672	381	23	.567	5,004	41	132.5
Glenn Kempa, Lehigh	1989-91	901	520	27	.577	6,722	49	132.3

*Record. †See Page 10 for explanation.

SEASON PASSING EFFICIENCY

(Minimum 15 Attempts Per Game)

Player, Team	Year	G	Att.	Cmp.	Int.	Pct.	Yards	TD	Pts.
Shawn Knight, William & Mary	†1993	10	177	125	4	.706	2,055	22	*204.6
Michael Payton, Marshall	†1991	9	216	143	5	.622	2,333	19	181.3
Alli Abrew, Cal Poly	†1997	11	191	130	4	.681	1,961	17	179.5
Tony Romo, Eastern Ill.	†2001	10	207	138	6	.667	2,068	21	178.3
Doug Turner, Morehead St.	1997	10	290	190	6	.655	2,869	29	177.5
Ted White, Howard	†1996	11	289	174	10	.602	2,814	36	176.2
Doug Nussmeier, Idaho	1993	11	304	185	5	.609	2,960	33	175.2
Brian Kadel, Dayton	†1995	11	183	115	6	.628	1,880	18	175.0
Eric Rasmussen, San Diego	†2003	10	318	195	3	.613	2,982	35	174.5
Chris Boden, Villanova	1997	11	345	231	4	.670	3,079	36	174.0
Kelvin Simmons, Troy St.	1993	11	224	143	6	.638	2,144	23	172.8
Rocky Butler, Hofstra	2001	11	335	206	4	.615	3,311	30	171.7
Frank Baur, Lafayette	†1988	10	256	164	11	.641	2,621	23	171.1
Bobby Lamb, Furman	†1985	11	181	106	6	.586	1,856	18	170.9
Harry Leons, Eastern Wash.	1997	10	257	159	5	.619	2,588	21	169.5
Steven Beard, Northern Iowa	1996	11	238	140	9	.588	2,526	21	169.5
Jay Fiedler, Dartmouth	†1992	10	273	175	13	.641	2,748	25	169.4
Dave Dickenson, Montana	1995	11	455	309	9	.679	4,176	38	168.6
Drew Miller, Montana	†1999	10	368	240	8	.652	3,461	32	168.6
Terrance Ley, Southern U.	†2000	11	233	139	6	.597	2,249	23	168.2
Mike Smith, Northern Iowa	†1986	11	303	190	16	.627	3,125	27	168.2
Dave Dickenson, Montana	1993	11	390	262	9	.672	3,640	32	168.0
Simon Fuentes, Eastern Ky.	1997	11	189	116	2	.614	1,932	13	167.8
Jim Blanchard, Portland St.	†1998	9	169	112	1	.663	1,512	14	167.6
Willie Totten, Mississippi Val.	†1983	9	279	174	9	.624	2,566	29	167.5
Lonnie Galloway, Western Caro.	1992	11	211	128	12	.607	2,181	20	167.4
Brant Hall, Lehigh	2001	8	176	106	3	.602	1,684	16	167.2
Leo Hamlett, Delaware	1995	11	174	95	6	.546	1,849	15	165.4
Eriq Williams, James Madison	1991	11	192	107	7	.557	1,914	19	164.8
Dave Dickenson, Montana	†1994	9	336	229	6	.682	3,053	24	164.5
Eric Rasmussen, San Diego	†2002	10	279	170	1	.609	2,473	25	164.2
Willie Totten, Mississippi Val.	†1984	10	518	*324	22	.626	4,557	*56	163.6
Jeff Wiley, Holy Cross	†1987	11	400	265	17	.663	3,677	34	163.0
Todd Hammel, Stephen F. Austin	†1989	11	401	238	13	.594	3,914	34	162.8
Mike Williams, Grambling	†1980	11	239	127	5	.531	2,116	28	162.0

*Record. †National champion.

CAREER YARDS

Player, Team	Years	Att.	Cmp.	Int.	Pct.	Yards	TD
Steve McNair, Alcorn St.	1991-94	*1,680	927	58	.552	*14,496	119
Willie Totten, Mississippi Val.	1982-85	1,555	907	*75	.583	12,711	*139
Marcus Brady, Cal St. Northridge	1998-01	*1,680	*1,039	47	.618	12,479	109
Jamie Martin, Weber St.	1989-92	1,544	934	56	.605	12,207	87
Robert Kent, Jackson St.	2000-03	1,540	826	58	.536	11,784	104
Neil Lomax, Portland St.	1978-80	1,425	836	50	.587	11,550	88
Travis Brown, Northern Ariz.	1996-99	1,577	888	42	.563	11,400	86
Dave Dickenson, Montana	1992-95	1,208	813	26	*.673	11,080	96
Doug Nussmeier, Idaho	1990-93	1,225	746	32	.609	10,824	91
John Friesz, Idaho	1986-89	1,350	801	40	.593	10,697	77
Greg Wyatt, Northern Ariz.	1986-89	1,510	926	49	.613	10,697	70
Sean Payton, Eastern Ill.	1983-86	1,408	756	55	.537	10,655	75
Marko Glavic, Lafayette	2000-03	1,459	820	56	.562	9,819	62
David Corley Jr., William & Mary	1999-02	1,168	676	38	.579	9,805	73
Jeff Wiley, Holy Cross	1985-88	1,208	723	63	.599	9,698	71
Phil Stambaugh, Lehigh	1996-99	1,284	816	43	.636	9,669	78
Jeff Lewis, Northern Ariz.	1992-95	1,316	785	24	.597	9,655	67
Ted White, Howard	1995-98	1,163	635	34	.546	9,611	92
Robbie Justino, Liberty	1989-92	1,267	769	51	.607	9,548	64
Chris Boden, Villanova	1996-99	1,338	818	30	.611	9,538	93
Giovanni Carmazzi, Hofstra	1996-99	1,187	764	32	.644	9,371	71
Brian Ah Yat, Montana	1995-98	1,190	735	39	.618	9,315	89
Kirk Schulz, Villanova	1986-89	1,297	774	70	.597	9,305	70
Ken Hobart, Idaho	1980-83	1,219	629	42	.516	9,300	79
James Perry, Brown	1996-99	1,309	789	48	.603	9,294	74
Matt DeGennaro, Connecticut	1987-90	1,319	803	49	.609	9,288	73
Marty Horn, Lehigh	1982-85	1,390	744	64	.535	9,120	62
Ryan Helming, Northern Iowa	1997-00	1,093	662	29	.606	9,089	77
Jason Whitmer, Idaho St.	1987-90	1,349	721	53	.534	9,081	55
Chris Swartz, Morehead St.	1987-90	1,408	774	47	.550	9,027	56
Darin Hinshaw, UCF	1991-94	1,114	614	52	.551	9,000	82
¢Bruce Eugene, Grambling	2001-03	1,160	600	31	.517	8,915	83
Dan Crowley, Towson	1991-94	1,170	617	54	.527	8,900	81
Michael Proctor, Murray St.	1986-89	1,148	578	45	.503	8,682	52
Eric Beavers, Nevada	1983-86	1,094	646	37	.590	8,626	77
Tom Ciaccio, Holy Cross	1988-91	1,073	658	46	.613	8,603	72
Steve Calabria, Colgate	1981-84	1,143	626	68	.548	8,555	54
Mike Buck, Maine	1986-89	1,102	619	39	.562	8,491	67
Jimmy Blanchard, Portland St.	1997-00	1,038	618	19	.595	8,455	63
Jeff Cesarone, Western Ky.	1984-87	1,339	714	39	.533	8,404	45
Frank Baur, Lafayette	1985-87-89	1,103	636	46	.577	8,399	62
Shane Stafford, Connecticut	1995-98	951	522	29	.549	8,368	67
Mitch Maher, North Texas	1991-94	1,100	610	47	.555	8,252	66
Stan Yagiello, William & Mary	1981-85	1,247	737	36	.591	8,249	51
Mike Smith, Northern Iowa	1984-87	943	557	43	.591	8,219	58
Kelly Bradley, Montana St.	1983-86	1,238	714	45	.577	8,152	60
Jim Lopuznick, Fairfield	1996-99	1,227	657	59	.535	8,092	83
Tom Proudian, Iona	1993-95	1,134	656	48	.578	8,088	58
Bob Bleier, Richmond	1983-86	1,169	672	56	.575	8,057	54
¢Niel Loebig, Duquesne	2001-03	957	519	49	.542	7,883	76
Chris Goetz, Towson	1987-90	1,172	648	51	.553	7,882	42
Mickey Fein, Maine	1995-98	1,203	644	43	.535	7,856	66
Paul Singer, Western Ill.	1985-88	1,171	646	43	.552	7,850	61
John Witkowski, Columbia	1981-83	1,176	613	60	.521	7,849	56
Greg Ryan, East Tenn. St.	1993-96	1,148	694	49	.605	7,826	56


*Record. †See Page 10 for explanation. ¢Active player.

CAREER YARDS PER GAME

(Minimum 5,000 Yards; Player must have concluded his career)

Player, Team	Years	G	Att.	Cmp.	Yards	TD	Yd. PG
Neil Lomax, Portland St.	1978-80	33	1,425	836	11,550	88	*350.0
Steve McNair, Alcorn St.	1991-94	42	*1,680	927	*14,496	119	345.1
Aaron Flowers, Cal St. Northridge	1996-97	20	819	502	6,766	54	338.3
Chris Sanders, Chattanooga	1999-00	22	953	584	7,230	49	328.6
Drew Miller, Montana	1999-00	18	654	430	5,900	46	327.8
Willie Totten, Mississippi Val.	1982-85	40	1,555	907	12,711	*139	317.8
Dave Dickenson, Montana	1992-95	35	1,208	813	11,080	96	316.6
David Macchi, Valparaiso	2002-03	23	802	450	7,089	59	308.2
John Friesz, Idaho	1986-89	35	1,350	801	10,697	77	305.6
James Perry, Brown	1996-99	31	1,309	789	9,294	74	299.8
Tom Proudian, Iona	1993-95	27	1,134	656	8,088	58	299.6
Jamie Martin, Weber St.	1989-92	41	1,544	934	12,207	87	297.7
Marcus Brady, Cal St. Northridge	1998-01	43	*1,680	*1,039	12,479	109	290.2
Sean Payton, Eastern Ill.	1983-86	37	1,408	756	10,655	75	288.0
Travis Brown, Northern Ariz.	1996-99	41	1,577	888	11,400	86	278.0
Doug Nussmeier, Idaho	1990-93	39	1,225	746	10,824	91	277.5
Oteman Sampson, Florida A&M	1996-97	22	686	387	6,104	46	277.5
Robert Dougherty, Boston U.	1993-94	21	705	405	5,608	41	267.0
Robert Kent, Jackson St.	2000-03	45	1,540	826	11,784	104	261.9
Gavin Hoffman, Pennsylvania	1999-01	29	1,004	651	7,542	50	260.0

*Record.



Lafayette quarterback Marco Glavic finished 13th in Division I-AA in career yards with 9,819.

Lafayette Sports Information

DIVISION I-AA

CAREER TOUCHDOWN PASSES

Player, Team	Years	G	TD Passes
Willie Totten, Mississippi Val.	1982-85	40	*139
Steve McNair, Alcorn St.	1991-94	42	119
Marcus Brady, Cal St. Northridge	1998-01	43	109
Robert Kent, Jackson St.	2000-03	45	104
Dave Dickenson, Montana	1992-95	35	96
Chris Boden, Villanova	1996-99	39	93
Ted White, Howard	1995-98	41	92
Doug Nussmeier, Idaho	1990-93	39	91
Brian Ah Yat, Montana	1995-98	36	89
Neil Lomax, Portland St.	1978-80	33	88
Jamie Martin, Weber St.	1989-92	41	87
Travis Brown, Northern Ariz.	1996-99	41	86
Jim Lopusznick, Fairfield	1996-99	39	83
¢Bruce Eugene, Grambling	2001-03	36	83
Darin Hinshaw, UCF	1991-94	40	82
Dan Crowley, Towson	1991-94	40	81
Ken Hobart, Idaho	1980-83	44	79
Phil Stambaugh, Lehigh	1996-99	44	78
Eric Beavers, Nevada	1983-86	40	77
John Friesz, Idaho	1986-89	35	77
Ryan Helming, Northern Iowa	1997-00	44	77
¢Niel Loebig, Duquesne	2001-03	33	76
Sean Payton, Eastern Ill.	1983-86	39	75
Eric Rasmussen, San Diego	2002-03	29	75
James Perry, Brown	1996-99	31	74
Matt DeGennaro, Connecticut	1987-90	43	73
Tony Zimmerman, Duquesne	1998-00	33	73
David Corley Jr., William & Mary	1999-02	45	73
Tom Ciaccio, Holy Cross	1988-91	37	72
Jeff Wiley, Holy Cross	1985-88	41	71
Giovanni Carmazzi, Hofstra	1996-99	40	71
Kirk Schulz, Villanova	1986-89	42	70
Greg Wyatt, Northern Ariz.	1986-89	42	70

*Record. ¢Active player.

SEASON YARDS

Player, Team	Year	G	Att.	Cmp.	Int.	Pct.	Yards	TD
Steve McNair, Alcorn St.	1994	11	530	304	17	.574	*4,863	44
Willie Totten, Mississippi Val.	†1984	10	518	324	22	.626	4,557	*56
Bruce Eugene, Grambling	2002	13	543	269	16	.495	4,483	43
Brett Gordon, Villanova	2002	15	578	*385	14	.666	4,305	36
Dave Dickenson, Montana	1995	11	455	309	9	.679	4,176	38
Joe Lee, Towson	1999	11	577	322	13	.558	4,168	22
Jamie Martin, Weber St.	1991	11	500	310	17	.620	4,125	35
Neil Lomax, Portland St.	1980	11	473	296	12	.626	4,094	37
John Friesz, Idaho	1989	11	425	260	8	.612	4,041	31
Neil Lomax, Portland St.	1979	11	516	299	16	.579	3,950	26
Todd Hammel, Stephen F. Austin	†1989	11	401	238	13	.594	3,914	34
Sean Payton, Eastern Ill.	1984	11	473	270	15	.571	3,843	28
Bruce Eugene, Grambling	2003	12	528	285	13	.540	3,808	34
David Macchi, Valparaiso	2003	12	412	238	10	.578	3,763	38
Jamie Martin, Weber St.	1990	11	428	256	15	.598	3,700	23
Willie Totten, Mississippi Val.	1985	11	492	295	*29	.600	3,698	39
Chris Sanders, Chattanooga	2000	11	463	287	17	.620	3,691	22
Jeff Wiley, Holy Cross	†1987	11	400	265	17	.663	3,677	34
John Friesz, Idaho	1987	11	502	311	14	.620	3,677	28
Dave Dickenson, Montana	1993	11	390	262	9	.672	3,640	32
Ken Hobart, Idaho	1983	11	477	268	19	.562	3,618	32
Robert Kent, Jackson St.	2001	11	453	245	21	.541	3,615	31
Brian Ah Yat, Montana	1996	11	432	265	16	.613	3,615	42
Glenn Kempa, Lehigh	1991	11	474	286	15	.603	3,565	31
Giovanni Carmazzi, Hofstra	1997	11	408	288	8	.706	3,554	27
Tom Ehrhardt, Rhode Island	1985	10	497	283	19	.569	3,542	35
Steve McNair, Alcorn St.	1992	10	427	231	11	.541	3,541	29
Aaron Flowers, Cal St. Northridge	1996	11	415	247	11	.595	3,540	30
Chris Sanders, Chattanooga	1999	11	490	297	14	.606	3,539	27
Martin Hankins, Southeastern La.	2003	12	*592	353	19	.596	3,537	30
Tony Petersen, Marshall	1987	11	466	251	25	.539	3,529	22
Todd Brunner, Lehigh	1989	11	450	273	19	.607	3,516	26
Kelly Bradley, Montana St.	1984	11	499	289	20	.579	3,508	30
Neil Lomax, Portland St.	†1978	11	436	241	22	.553	3,506	25

*Record. †National pass-efficiency champion.

SEASON YARDS PER GAME

Player, Team	Year	G	Att.	Cmp.	Int.	Pct.	Yards	TD	Yd.PG
Willie Totten, Mississippi Val.	†1984	10	518	324	22	.626	4,557	*56	*455.7
Steve McNair, Alcorn St.	1994	11	530	304	17	.574	*4,863	44	442.1
Dave Dickenson, Montana	1995	11	455	309	9	.679	4,176	38	379.6
Joe Lee, Towson	1999	11	577	322	13	.558	4,168	22	378.9
Jamie Martin, Weber St.	1991	11	500	310	17	.620	4,125	35	375.0
Neil Lomax, Portland St.	1980	11	473	296	12	.626	4,094	37	372.2
John Friesz, Idaho	1989	11	425	260	8	.612	4,041	31	367.4
Neil Lomax, Portland St.	1979	11	516	299	16	.579	3,950	26	359.1
Aaron Flowers, Cal St. Northridge	1997	9	404	255	10	.631	3,226	24	358.4

Player, Team	Year	G	Att.	Cmp.	Int.	Pct.	Yards	TD	Yd.PG
Todd Hammel, Stephen F. Austin	↑1989	11	401	238	13	.594	3,914	34	355.8
Tom Ehrhardt, Rhode Island	1985	10	497	283	19	.569	3,542	35	354.2
Steve McNair, Alcorn St.	1992	10	427	231	11	.541	3,541	29	354.1
Sean Payton, Eastern Ill.	1984	11	473	270	15	.571	3,843	28	349.4
Drew Miller, Montana	1999	10	368	240	8	.652	3,461	32	346.1
Bruce Eugene, Grambling	2002	13	543	269	16	.495	4,483	43	344.8
Dave Dickenson, Montana	↑1994	9	336	229	6	.682	3,053	24	339.2
Tom Proudian, Iona	1993	10	440	262	13	.595	3,368	29	336.8
Jamie Martin, Weber St.	1990	11	428	256	15	.598	3,700	23	336.4
Willie Totten, Mississippi Val.	1985	11	492	295	*29	.600	3,698	39	336.2

*Record. †National pass-efficiency champion.

SEASON TOUCHDOWN PASSES

Player, Team	Year	G	TD Passes
Willie Totten, Mississippi Val.	1984	10	*56
Steve McNair, Alcorn St.	1994	11	44
Bruce Eugene, Grambling	2002	13	43
Brian Ah Yat, Montana	1996	11	42
Willie Totten, Mississippi Val.	1985	11	39
David Macchi, Valparaiso	2003	12	38
Dave Dickenson, Montana	1995	11	38
Patrick Bonner, Florida A&M	1998	11	37
Neil Lomax, Portland St.	1980	11	37
Brett Gordon, Villanova	2002	15	36
Chris Boden, Villanova	1997	11	36
Ted White, Howard	1996	11	36
Eric Rasmussen, San Diego	2003	10	35
Jamie Martin, Weber St.	1991	11	35
Tom Ehrhardt, Rhode Island	1985	10	35
Bruce Eugene, Grambling	2003	12	34
Tony Romo, Eastern Ill.	2002	12	34
Marcus Brady, Cal St. Northridge	2001	10	34
Todd Hammel, Stephen F. Austin	1989	11	34
Jeff Wiley, Holy Cross	1987	11	34
Quincy Richard, Southern U.	2003	13	33
Darnell Kennedy, Alabama St.	2001	12	33
Darnell Kennedy, Alabama St.	2000	11	33
Doug Nussmeier, Idaho	1993	11	33
Ira Vandever, Drake	2002	11	32
Rahsaan Matthews, Delaware St.	2000	11	32
Drew Miller, Montana	1999	10	32
Dave Dickenson, Montana	1993	11	32
Doug Hudson, Nicholls St.	1986	11	32
Ken Hobart, Idaho	1983	11	32
Robert Kent, Jackson St.	2002	11	31
Robert Kent, Jackson St.	2001	11	31
Ryan Helming, Northern Iowa	1999	11	31
Travis Brown, Northern Ariz.	1999	11	31
Ted White, Howard	1998	11	31
Chris Boden, Villanova	1998	11	31
Glenn Kempa, Lehigh	1991	11	31
John Friesz, Idaho	1989	11	31
Martin Hankins, Southeastern La.	2003	12	30
Josh Blankenship, Eastern Wash.	2002	11	30
Rocky Butler, Hofstra	2001	11	30
Eric Webber, Brown	2000	10	30
Ryan Helming, Northern Iowa	2000	11	30
Lionel Hayes, Grambling	1999	11	30
Mike Stadler, San Diego	1997	11	30
Aaron Flowers, Cal St. Northridge	1996	11	30
Scott Semptimpfelter, Lehigh	1993	11	30
Brent Pease, Montana	1986	11	30
Kelly Bradley, Montana St.	1984	11	30

*Record.

SINGLE-GAME YARDS

Yds.	Player, Team (Opponent)	Date
624	Jamie Martin, Weber St. (Idaho St.)	Nov. 23, 1991
619	Doug Pederson, La.-Monroe (Stephen F. Austin)	Nov. 11, 1989
599	Willie Totten, Mississippi Val. (Prairie View)	Oct. 27, 1984
595	Robert Kent, Jackson St. (Alabama St.)	Oct. 6, 2001
589	Vern Harris, Idaho St. (Montana)	Oct. 12, 1985
587	Steve McNair, Alcorn St. (Southern U.)	Oct. 22, 1994
571	Todd Hammel, Stephen F. Austin (La.-Monroe)	Nov. 11, 1989
567	Joe Lee, Towson (Lehigh)	Oct. 30, 1999
566	Tom Ehrhardt, Rhode Island (Connecticut)	Nov. 16, 1985
566	Seth Burford, Cal Poly (Northern Iowa)	Nov. 4, 2000
563	Steve McNair, Alcorn St. (Samford)	Oct. 29, 1994
560	Brian Ah Yat, Montana (Eastern Wash.)	Oct. 19, 1996
558	Dave Dickenson, Montana (Idaho)	Oct. 21, 1995
556	Matt Nagy, Delaware (Connecticut)	Nov. 7, 1998
553	Willie Totten, Mississippi Val. (Southern U.)	Sept. 29, 1984
553	Justin Fuente, Murray St. (Southern Ill.)	Sept. 11, 1999
553	Kevin McCarthy, Idaho St. (Southern Utah)	Oct. 23, 1999
552	Quincy Richard, Southern U. (Grambling)	Nov. 29, 2003
551	Lejominick Washington, Morgan St. (N.C. A&T)	Oct. 6, 2001

Yds.	Player, Team (Opponent)	Date
550	Jimmy Blanchard, Portland St. (Montana)	Oct. 2, 1999
547	Jamie Martin, Weber St. (Montana St.)	Sept. 26, 1992
545	Willie Totten, Mississippi Val. (Grambling)	Oct. 13, 1984
541	Ryan Helming, Northern Iowa (Western Ill.)	Nov. 13, 1999
540	Robert Kent, Jackson St. (N.C. A&T)	Sept. 7, 2002
540	Brad Otten, Weber St. (Northern Ariz.)	Nov. 6, 1993
539	John Whitcomb, UAB (Prairie View)	Nov. 19, 1994
537	Tod Mayfield, West Tex. A&M (New Mexico St.)	Nov. 16, 1985
536	Willie Totten, Mississippi Val. (Kentucky St.)	Sept. 1, 1984
534	Todd Hammel, Stephen F. Austin (Sam Houston St.)	Nov. 4, 1989
534	Steve McNair, Alcorn St. (Grambling)	Sept. 3, 1994
533	Steve McNair, Alcorn St. (Jackson St.)	Nov. 19, 1994

SINGLE-GAME ATTEMPTS

No.	Player, Team (Opponent)	Date
77	Neil Lomax, Portland St. (Northern Colo.)	Oct. 20, 1979
76	Joe Lee, Towson (Lehigh)	Oct. 30, 1999
74	Paul Peterson, Idaho St. (Nevada)	Oct. 1, 1983
72	Dave Dickenson, Montana (Idaho)	Oct. 21, 1995
72	Val Troiani, Towson (St. Mary's [Cal.])	Nov. 4, 2000
71	Doug Pederson, La.-Monroe (Stephen F. Austin)	Nov. 11, 1989
71	Bobby Townsend, Howard (Morgan St.)	Nov. 13, 1999
70	Greg Farland, Rhode Island (Boston U.)	Oct. 18, 1986
70	Joe Lee, Towson (Dayton)	Nov. 6, 1999
69	Steve McNair, Alcorn St. (Jacksonville St.)	Oct. 31, 1992
69	Aaron Flowers, Cal St. Northridge (Sacramento St.)	Oct. 25, 1997
69	Chris Boden, Villanova (Connecticut)	Oct. 16, 1999
69	Ryan Helming, Northern Iowa (Western Ill.)	Nov. 13, 1999
68	Tony Petersen, Marshall (Western Caro.)	Nov. 14, 1987
68	Kevin McCarthy, Idaho St. (Southern Utah)	Oct. 23, 1999
68	Bruce Eugene, Grambling (McNeese St.)	Sept. 20, 2003
67	Todd Wenrich, Bucknell (Fordham)	Oct. 27, 2001
67	Joe Walland, Yale (Harvard)	Nov. 20, 1999
67	Tom Proudian, Iona (Siena)	Oct. 1, 1994
67	Michael Payton, Marshall (Western Caro.)	Oct. 31, 1992
67	Vern Harris, Idaho St. (Montana)	Oct. 12, 1985
67	Rick Worman, Eastern Wash. (Nevada)	Oct. 12, 1985
67	Tod Mayfield, West Tex. A&M (Indiana St.)	Oct. 5, 1985
67	Tom Ehrhardt, Rhode Island (Brown)	Sept. 28, 1985

SINGLE-GAME COMPLETIONS

No.	Player, Team (Opponent)	Date
48	Clayton Millis, Cal St. Northridge (St. Mary's [Cal.])	Nov. 11, 1995
47	Jamie Martin, Weber St. (Idaho St.)	Nov. 23, 1991
47	Joe Lee, Towson (Lehigh)	Oct. 30, 1999
46	Doug Pederson, La.-Monroe (Stephen F. Austin)	Nov. 11, 1989
46	Willie Totten, Mississippi Val. (Southern U.)	Sept. 29, 1984
45	Willie Totten, Mississippi Val. (Prairie View)	Oct. 27, 1984
44	Brady Wahlberg, Tenn.-Martin (Jacksonville St.)	Oct. 11, 2003
44	Kyle Slager, Brown (Rhode Island)	Oct. 5, 2002
44	Neil Lomax, Portland St. (Northern Colo.)	Oct. 20, 1979
43	Chris Boden, Villanova (Connecticut)	Oct. 16, 1999
43	Aaron Flowers, Cal St. Northridge (Sacramento St.)	Oct. 25, 1997
43	Dave Dickenson, Montana (Idaho)	Oct. 21, 1995
42	Martin Hankins, Southeastern La. (Jacksonville)	Nov. 8, 2003
42	Joe Walland, Yale (Harvard)	Nov. 20, 1999
42	James Perry, Brown (Princeton)	Oct. 9, 1999
42	Travis Brown, Northern Ariz. (Montana)	Oct. 26, 1996
42	Tod Mayfield, West Tex. A&M (Indiana St.)	Oct. 5, 1985
42	Kelly Bradley, Montana St. (Eastern Wash.)	Sept. 21, 1985
42	Rusty Hill, North Texas (Tulsa)	Nov. 20, 1982

ALL-TIME BEST RECORDS BY A STARTING QUARTERBACK

(Minimum 25 Starts)

Name, Team, Years	Starting Record#	Winning Pct.
Tom Ciccio, Holy Cross, 1989-91	30-2-1	.924
Dave Dickenson, Montana, 1993-95	27-3-0	.900
Greg Hill, Ga. Southern, 1996-99	32-4-0	.889
John Edwards, Montana, 2001-02	27-4-0	.871
*Niel Loebig, Duquesne, 2001-03	27-6-0	.818
T.J. Mont, Georgetown, 1996, 98-99	21-5-0	.808
Ray Isaac, Youngstown St., 1988-91	32-8-0	.800
Tony Zimmerman, Duquesne, 1998-00	26-7-0	.788
Paul Nichols, Davidson, 1999-02	22-6-0	.786
Jeff Wiley, Holy Cross, 1985-88	30-8-1	.782
Jay Johnson, Northern Iowa, 1989-92	39-11-0	.780
*Andy Hall, Delaware, 2002-03	21-6-0	.778
Russ Michna, Western Ill., 2002-03	20-6-0	.769
Todd Bankhead, Massachusetts, 1998-99	21-7-0	.750
Mike Smith, Northern Iowa, 1985-87	28-9-1	.750
Peter Muldoon, Holy Cross, 1982-84	25-8-1	.750
Mark Brungard, Youngstown St., 1992-95	30-10-1	.744
Scott Satterfield, Appalachian St., 1993-95	20-7-0	.741

#Ties are counted as half won, half lost. *Active player.

Others (Did not meet minimum of 25 starts):

Chris Brown, Colgate, 2002-03	18-1-0	.947
-------------------------------	--------	------

ANNUAL CHAMPIONS

Year	Player, Team	Class	G	Att.	Cmp.	Avg.	Int.	Pct.	Yds.	TD
1978	Neil Lomax, Portland St.	So.	11	436	241	21.9	22	.553	3,506	25
Beginning in 1979, ranked on passing efficiency rating points (instead of per-game completions)										
1979	Joe Aliotti, Boise St.	Jr.	11	219	144	7	.658	1,870	19	159.7
1980	Mike Williams, Grambling	Sr.	11	239	127	5	.531	2,116	28	162.0
1981	Mike Machurek, Idaho St.	Sr.	9	313	188	11	.601	2,752	22	150.1
1982	Frank Novak, Lafayette	Jr.	10	257	154	12	.599	2,257	20	150.0
1983	Willie Totten, Mississippi Val.	So.	9	279	174	9	.624	2,566	29	167.5
1984	Willie Totten, Mississippi Val.	Jr.	10	518	324	22	.626	4,557	*56	163.6
1985	Bobby Lamb, Furman	Sr.	11	181	106	6	.586	1,856	18	170.9
1986	Mike Smith, Northern Iowa	Jr.	11	303	190	16	.627	3,125	27	168.2
1987	Jeff Wiley, Holy Cross	Jr.	11	400	265	17	.663	3,677	34	163.0
1988	Frank Baur, Lafayette	Jr.	10	256	164	11	.641	2,621	23	171.1
1989	Todd Hammel, Stephen F. Austin	Sr.	11	401	238	13	.594	3,914	34	162.8
1990	Connell Maynor, N.C. A&T	Jr.	11	191	123	10	.644	1,699	16	156.3
1991	Michael Payton, Marshall	Jr.	9	216	143	5	.662	2,333	19	181.3
1992	Jay Fiedler, Dartmouth	Jr.	10	273	175	13	.641	2,748	25	169.4
1993	Shawn Knight, William & Mary	Jr.	10	177	125	4	.706	2,055	22	*204.6
1994	Dave Dickenson, Montana	Jr.	9	336	229	6	.682	3,053	24	164.5
1995	Brian Kadel, Dayton	Sr.	11	183	115	6	.628	1,880	18	175.0
1996	Ted White, Howard	So.	11	289	174	10	.602	2,814	36	176.2
1997	Alli Abrew, Cal Poly	Sr.	11	191	130	4	.681	1,961	17	179.5
1998	Jim Blanchard, Portland St.	So.	9	169	112	1	.663	1,512	14	167.6
1999	Drew Miller, Montana	Jr.	10	368	240	8	.652	3,461	32	168.6
2000	Terrance Ley, Southern U.	Jr.	11	233	139	6	.597	2,249	23	168.2
2001	Tony Romo, Eastern Ill.	Jr.	10	207	138	6	.667	2,068	21	178.3
2002	Eric Rasmussen, San Diego	Jr.	10	279	170	1	.609	2,473	25	164.2
2003	Eric Rasmussen, San Diego	Sr.	10	318	195	3	.613	2,982	35	174.5

*Record.

Receiving

CAREER RECEPTIONS PER GAME

(Minimum 125 Receptions; Player must have concluded his career)

Player, Team	Years	G	Rec.	Yards	TD	Rec. PG
Tramon Douglas, Grambling	2002-03	22	169	2,621	28	*7.7
Stephen Campbell, Brown	1997-00	40	305	3,555	31	7.6
Chas Gessner, Brown	1999-02	39	292	3,408	36	7.5
Jerry Rice, Mississippi Val.	1981-84	41	301	*4,693	*50	7.3
Mike Furrey, Northern Iowa	1997-99	33	242	3,544	27	7.3
Drew Amerson, Cal St. Northridge	1999-01	33	239	3,190	20	7.2
Derrick Ingram, UAB	1993-94	22	159	2,572	21	7.2
Jacquay Nunnally, Florida A&M	1997-00	44	*317	4,239	38	7.2
Jeff Johnson, East Tenn. St.	1993-94	20	142	1,772	19	7.1
Miles Macik, Pennsylvania	1993-95	29	200	2,364	26	6.9
Kevin Guthrie, Princeton	1981-83	28	193	2,645	16	6.9
Eric Yarber, Idaho	1984-85	19	129	1,920	17	6.8
Joe Douglass, Montana	1995-96	22	145	2,301	25	6.6
Rob Milanese, Pennsylvania	1999-02	39	259	3,405	21	6.6
Brian Forster, Rhode Island (TE)	1983-85, 87	38	245	3,410	31	6.5
Kasey Dunn, Idaho	1988-91	42	268	3,847	25	6.4
Carl Morris, Harvard	1999-02	39	245	3,488	28	6.3
Javarus Dudley, Fordham	2000-03	47	295	4,197	34	6.3
Sean Morey, Brown	1995-98	40	251	3,850	39	6.3
Gordie Lockbaum, Holy Cross (RB)	†1986-87	22	135	2,012	17	6.1
Derek Graham, Princeton	1981, 83-84	29	176	2,819	19	6.1
Stuart Gaussoin, Portland St.	1978-80	23	135	1,909	14	5.9
Don Lewis, Columbia	1981-83	30	176	2,207	11	5.9
Mike Barber, Marshall	1985-88	36	209	3,520	20	5.8
Rennie Benn, Lehigh	1982-85	41	237	3,662	44	5.8
Daren Altieri, Boston U.	1987-90	39	225	2,518	15	5.8

*Record. †Defensive back in 1984-85.

SEASON RECEPTIONS PER GAME

Player, Team	Year	G	Rec.	Yards	TD	Rec. PG
Stephen Campbell, Brown	†2000	10	*120	1,332	11	*12.0
Brian Forster, Rhode Island (TE)	†1985	10	115	1,617	12	11.5
Chas Gessner, Brown	†2002	10	114	1,166	11	11.4
Jerry Rice, Mississippi Val.	†1984	10	103	1,682	*27	10.3
Jerry Rice, Mississippi Val.	†1983	10	102	1,450	14	10.2



Fordham Sports Information

Fordham's Javarus Dudley finished his career as the Division I-AA leader for most yards on kickoff returns (2,668), and is third in career receiving yards (4,197) and fourth in career receptions (295).

Player, Team	Year	G	Rec.	Yards	TD	Rec. PG
Stuart Gausson, Portland St.	†1979	9	90	1,132	8	10.0
Drew Amerson, Cal St. Northridge	†2001	10	97	1,244	5	9.7
Chas Gessner, Brown	2001	9	83	1,182	12	9.2
Carl Morris, Harvard	2002	10	90	1,288	8	9.0
Eric Krawczyk, Cornell	†1997	10	89	1,042	11	8.9
Murle Sango, Villanova	†1999	11	98	1,064	10	8.9
Stephen Campbell, Brown	1999	10	89	1,107	11	8.9
Kevin Guthrie, Princeton	1983	10	88	1,259	9	8.8
Eric Johnson, Yale	2000	10	87	1,017	14	8.7
David Romines, Cal St. Northridge	†1996	10	87	1,300	12	8.7
Jacquay Nunnally, Florida A&M	2000	11	95	1,082	9	8.6
Rob Milanese, Pennsylvania	2002	10	85	1,112	8	8.5
Jacquay Nunnally, Florida A&M	†1998	11	93	1,316	12	8.5
Alfred Pupunu, Weber St. (TE)	†1991	11	93	1,204	12	8.5
Javarus Dudley, Fordham	†2003	12	101	1,439	14	8.4
Aryvia Holmes, Samford	2002	10	84	1,158	9	8.4
Derek Graham, Princeton	1983	10	84	1,363	11	8.4
Don Lewis, Columbia	†1982	10	84	1,000	6	8.4
Efrem Hill, Samford	2003	11	92	1,387	15	8.4
Peter Macon, Weber St.	†1989	11	92	1,047	6	8.4
Jay Barnard, Dartmouth	2002	10	83	899	8	8.3
Sean Morey, Brown	1998	10	83	1,023	10	8.3
Eddie Conti, Delaware	1998	11	91	*1,712	10	8.3
Marvin Walker, North Texas	1982	11	91	934	11	8.3

*Record. †National champion.

CAREER RECEPTIONS

Player, Team	Years	Rec.	Yards	Avg.	TD
Jacquay Nunnally, Florida A&M	1997-00	*317	4,239	13.4	38
Stephen Campbell, Brown	1997-00	305	3,555	11.7	31
Jerry Rice, Mississippi Val.	1981-84	301	*4,693	15.6	*50
Javarus Dudley, Fordham	2000-03	295	4,197	14.2	34
Chas Gessner, Brown	1999-02	292	3,408	11.7	36
Kasey Dunn, Idaho	1988-91	268	3,847	14.4	25
Rob Milanese, Pennsylvania	1999-02	259	3,405	13.1	21
Sean Morey, Brown	1995-98	251	3,850	15.3	39
Eddie Berlin, Northern Iowa	1997-00	249	3,735	15.0	34
Carl Morris, Harvard	1999-02	245	3,488	14.2	28
Brian Forster, Rhode Island (TE)	1983-85, 87	245	3,410	13.9	31
Mike Furrey, Northern Iowa	1997-99	242	3,544	14.6	27
Drew Amerson, Cal St. Northridge	1999-01	239	3,190	13.3	20
Mark Didio, Connecticut	1988-91	239	3,535	14.8	21
Rennie Benn, Lehigh	1982-85	237	3,662	15.5	44
Daren Altieri, Boston U.	1987-90	225	2,518	11.2	15
Orshawante Bryant, Portland St.	1997-00	223	3,449	15.5	25
Rich Musinski, William & Mary	2000-03	219	4,017	18.3	30
Jamal White, Towson	1998-00, 02	219	3,156	14.4	21
Brian Westbrook, Villanova	1997-98, 00-01	217	2,582	11.9	30
Darrell Colbert, Texas Southern	1983-86	217	3,177	14.6	33
Deron Braswell, Lehigh	1995-98	217	3,292	15.2	28
Jay Barnard, Dartmouth	2000-03	216	2,392	11.1	17
David Rhodes, UCF	1991-94	213	3,618	17.0	29
Corey Hill, Colgate	1995-98	212	3,434	16.2	34
Eric Wise, Fairfield	1996-99	211	2,139	10.1	20
Robert Wilson, Florida A&M	1993-96	209	2,949	14.1	24
Mike Barber, Marshall	1985-88	209	3,520	16.8	20
Cornell Craig, Southern Ill.	1996-99	207	3,550	17.1	37
Trevor Shaw, Weber St.	1989-90, 92-93	206	2,383	11.6	17
William Brooks, Boston U.	1982-85	204	3,154	15.5	26
Donald Narcisse, Texas Southern	1983-86	203	2,429	12.0	26
Alex Davis, Connecticut	1989-92	202	2,567	12.7	24
Shawn Collins, Northern Ariz.	1985-88	201	2,764	13.8	24
Miles Macik, Pennsylvania	1993-95	200	2,364	11.8	26
Leland Melvin, Richmond	1982-85	198	2,669	13.5	16
Mike Wilson, Boise St.	1990-93	196	3,017	15.4	13
Aaron Arnold, Cal St. Northridge	1996-99	195	2,660	13.6	26
C.J. Johnson, Tennessee St.	2000-03	194	3,903	20.1	32
Blake Tuffli, St. Mary's (Cal.)	1993-96	194	2,990	15.4	25
Curtis Olds, New Hampshire	1985-88	193	3,028	15.7	23
Kevin Guthrie, Princeton	1981-83	193	2,645	13.7	16
Raul Pacheco, Montana	1995-98	192	2,527	13.2	21
Lamont Seward, Western Caro.	2000-03	190	2,972	15.6	15
Dylan Ching, San Diego	1996-99	189	3,111	16.5	32
Matt Wells, Montana	1992-95	189	2,733	14.5	19
Sergio Hebra, Maine	1984-87	189	2,612	13.8	17
Jason Corle, Towson (RB)	1996-99	188	1,725	9.2	14
John Perry, New Hampshire	1989-92	186	2,798	15.0	19
Glenn Antrum, Connecticut	1985-88	186	2,552	13.7	14
Joe Thomas, Mississippi Val.	1982-85	186	2,816	15.1	36

*Record.

SEASON RECEPTIONS

Player, Team	Year	G	Rec.	Yards	TD
Stephen Campbell, Brown	†2000	10	*120	1,332	11
Brian Forster, Rhode Island (TE)	†1985	10	115	1,617	12
Chas Gessner, Brown	†2002	10	114	1,166	11
Jerry Rice, Mississippi Val.	†1984	10	103	1,682	*27
Jerry Rice, Mississippi Val.	†1983	10	102	1,450	14
Javarus Dudley, Fordham	†2003	12	101	1,439	14
Murle Sango, Villanova	†1999	11	98	1,064	10
Drew Amerson, Cal St. Northridge	†2001	10	97	1,244	5
Jacquay Nunnally, Florida A&M	2000	11	95	1,082	9
Jacquay Nunnally, Florida A&M	†1998	11	93	1,316	12
Alfred Pupunu, Weber St. (TE)	†1991	11	93	1,204	12
Efrem Hill, Samford	2003	11	92	1,387	15
Tramon Douglas, Grambling	2002	12	92	1,704	18
Peter Macon, Weber St.	†1989	11	92	1,047	6
Eddie Conti, Delaware	1998	11	91	*1,712	10
Marvin Walker, North Texas	1982	11	91	934	11
Alonzo Nix, Chattanooga	2003	12	90	1,060	7
Ari Confesor, Holy Cross	2003	12	90	1,213	9
Carl Morris, Harvard	2002	10	90	1,288	8
Stuart Gausson, Portland St.	†1979	9	90	1,132	8
Stephen Campbell, Brown	1999	10	89	1,107	11
Brian Westbrook, Villanova	1998	11	89	1,144	15
Eric Krawczyk, Cornell	†1997	10	89	1,042	11
Dave Cecchini, Lehigh	†1993	11	88	1,318	16
Rameck Wright, Maine	1997	11	88	1,176	7
Mark Didio, Connecticut	1991	11	88	1,354	8
Kasey Dunn, Idaho	†1990	11	88	1,164	7
Donald Narcisse, Texas Southern	†1986	11	88	1,074	15
Kevin Guthrie, Princeton	1983	10	88	1,259	9
Willie Ponder, Southeast Mo. St.	2002	12	87	1,453	15
Eric Johnson, Yale	2000	10	87	1,017	14
David Romines, Cal St. Northridge	†1996	10	87	1,300	12
Richmond Flowers, Chattanooga	2000	11	86	1,035	2
Mike Furrey, Northern Iowa	1998	11	86	1,074	10
Rob Milanese, Pennsylvania	2002	10	85	1,112	8
Kasey Dunn, Idaho	1991	11	85	1,263	6

*Record. †National champion.

SEASON TOUCHDOWN RECEPTIONS

Player, Team	Year	G	TD
Jerry Rice, Mississippi Val.	1984	10	*27
Rob Giancola, Valparaiso	2003	12	23
Randy Moss, Marshall	1996	11	19
Tramon Douglas, Grambling	2002	12	18
Joe Douglass, Montana	1996	11	18
Jonathon Cooper, Sam Houston St.	2001	11	17
Sylvester Morris, Jackson St.	1995	11	17
Brian Finneran, Villanova	1997	11	17
Mark Carrier, Nicholls St.	1986	11	17
Dameon Reilly, Rhode Island	1985	11	17
Joe Thomas, Mississippi Val.	1985	11	17
Roy Banks, Eastern Ill.	1984	11	17
Reggie Harris, Duquesne	2000	11	16
Eddie Berlin, Northern Iowa	2000	11	16
Drew O'Connor, Maine	1998	11	16
Wayne Chrebet, Hofstra	1994	10	16
Dave Cecchini, Lehigh	1993	11	16
Efrem Hill, Samford	2003	11	15
Willie Ponder, Southeast Mo. St.	2002	12	15
Kahmal Roy, Hofstra	2001	11	15
Michael Hayes, Southern U.	2000	11	15
Cornell Craig, Southern Ill.	1999	11	15
Scotty Anderson, Grambling	1999	11	15
Dave Klemic, Northeastern	1998	11	15
Brian Westbrook, Villanova	1998	11	15
Tarig Qaiyam, Florida A&M	1998	11	15
Sean Morey, Brown	1997	10	15
Donald Narcisse, Texas Southern	1986	11	15
Rennie Benn, Lehigh	1983	11	15
Javarus Dudley, Fordham	2003	12	14
Jason Jones, Drake	2003	12	14
Michael Warfield, Duquesne	2003	11	14
Jeremy Conley, Duquesne	2002	12	14
Etu Molden, Montana	2001	12	14
Gharun Hester, Georgetown	2000	11	14
Kassim Osgood, Cal Poly	2000	11	14
Eric Johnson, Yale	2000	10	14
Terrance Tillman, Murray St.	1999	11	14
Jimmy Moore, Massachusetts	1998	11	14
Macey Brooks, James Madison	1996	11	14
Dedric Ward, Northern Iowa	1996	11	14
Rennie Benn, Lehigh	1985	11	14
Jerry Rice, Mississippi Val.	1983	10	14
Bill Reggio, Columbia	1982	10	14

*Record.

SINGLE-GAME RECEPTIONS

No.	Player, Team (Opponent)	Date
24	Chas Gessner, Brown (Rhode Island)	Oct. 5, 2002
24	Jerry Rice, Mississippi Val. (Southern U.)	Oct. 1, 1983
22	Marvin Walker, North Texas (Tulsa)	Nov. 20, 1982
21	Carl Morris, Harvard (Dartmouth)	Nov. 2, 2002
21	David Pandt, Montana St. (Eastern Wash.)	Sept. 21, 1985
21	Eric Johnson, Yale (Harvard)	Nov. 20, 1999
20	Tim Hilton, Cal St. Northridge (St. Mary's [Cal.])	Nov. 11, 1995
19	Chas Gessner, Brown (Rhode Island)	Sept. 29, 2001
19	Stephen Campbell, Brown (Rhode Island)	Sept. 30, 2000
18	Alonzo Nix, Chattanooga (Wofford)	Oct. 4, 2003
18	Stephen Campbell, Brown (Pennsylvania)	Oct. 28, 2000
18	Jeremy Nunamaker, St. Francis (Pa.) (Sacred Heart)	Oct. 2, 1999
18	David Romines, Cal St. Northridge (UC Davis)	Sept. 14, 1996
18	Jerome Williams, Morehead St. (Eastern Ky.)	Nov. 18, 1989
18	Brian Forster, Rhode Island (Brown)	Sept. 28, 1985
17	Tramon Douglas, Grambling (McNeese St.)	Sept. 20, 2003
17	Kassim Osgood, Cal Poly (Northern Iowa)	Nov. 4, 2000
17	Damien Roomets, Dartmouth (New Hampshire)	Sept. 23, 2000
17	Damon Hodge, Alabama St. (Alabama A&M)	Oct. 31, 1998
17	Rameek Wright, Maine (Buffalo)	Nov. 16, 1996
17	Elliot Miller, St. Francis (Pa.) (Central Conn. St.)	Oct. 2, 1993
17	Lifford Jackson, Louisiana Tech (Kansas St.)	Oct. 1, 1988
17	Brian Forster, Rhode Island (Lehigh)	Oct. 12, 1985
17	Jerry Rice, Mississippi Val. (Southern U.)	Sept. 29, 1984
17	Jerry Rice, Mississippi Val. (Kentucky St.)	Sept. 1, 1984

CAREER YARDS

Player, Team	Years	Rec.	Yards	Avg.	TD
Jerry Rice, Mississippi Val.	1981-84	301	*4,693	15.6	*50
Jacquay Nunnally, Florida A&M	1997-00	*317	4,239	13.4	38
Javarus Dudley, Fordham	2000-03	295	4,197	14.2	34
Rich Musinski, William & Mary	2000-03	219	4,017	18.3	30
C.J. Johnson, Tennessee St.	2000-03	194	3,903	20.1	32
Dedric Ward, Northern Iowa	1993-96	176	3,876	22.0	41
Sean Morey, Brown	1995-98	251	3,850	15.3	39
Kasey Dunn, Idaho	1988-91	268	3,847	14.4	25
Eddie Berlin, Northern Iowa	1997-00	249	3,735	15.0	34
Rennie Benn, Lehigh	1982-85	237	3,662	15.5	44
David Rhodes, UCF	1991-94	213	3,618	17.0	29
Stephen Campbell, Brown	1997-00	305	3,555	11.7	31
Correll Craig, Southern Ill.	1996-99	207	3,550	17.1	37
Mike Furrey, Northern Iowa	1997-99	242	3,544	14.6	27
Mark Didio, Connecticut	1988-91	239	3,535	14.8	21
Mike Barber, Marshall	1985-88	209	3,520	16.8	20
Eddie Conti, Delaware	1994-98	181	3,496	19.3	28
Carl Morris, Harvard	1999-02	245	3,488	14.2	28
Orshawante Bryant, Portland St.	1997-00	223	3,449	15.5	25
Corey Hill, Colgate	1995-98	212	3,434	16.2	34
Brian Forster, Rhode Island (TE)	1983-85, 87	245	3,410	13.9	31
Chas Gessner, Brown	1999-02	292	3,408	11.7	36
Sylvester Morris, Jackson St.	1996-99	180	3,324	18.5	34
Deron Braswell, Lehigh	1995-98	217	3,292	15.2	28

*Record.

CAREER YARDS PER GAME

(Minimum 2,000 Yards; Player must have concluded his career)

Player, Team	Years	G	Yards	Yds. PG
Tramon Douglas, Grambling	2002-03	22	2,621	*119.1
Derrick Ingram, UAB	1993-94	22	2,572	116.9
Jerry Rice, Mississippi Val.	1981-84	41	*4,693	114.5
Mike Furrey, Northern Iowa	1997-99	33	3,544	107.4
Joe Douglass, Montana	1995-96	22	2,301	104.6
Eddie Conti, Delaware	1994-98	35	3,496	99.9
Derek Graham, Princeton	1981, 83-84	29	2,819	97.2
Drew Amerson, Cal St. Northridge	1999-01	33	3,190	96.7
Jacquay Nunnally, Florida A&M	1997-00	44	4,239	96.3
Sean Morey, Brown	1995-98	40	3,850	96.3
Kevin Guthrie, Princeton	1981-83	28	2,645	94.5
Tracy Singleton, Howard	1979-82	34	3,187	93.7
Rich Musinski, William & Mary	2000-03	43	4,017	93.4
David Rhodes, UCF	1991-94	39	3,618	92.8
Kasey Dunn, Idaho	1988-91	42	3,847	91.6
Gordie Lockbaum, Holy Cross	†1986-87	22	2,012	91.5
Bryan Calder, Nevada	1984-86	28	2,559	91.4
Mike Barber, Marshall	1985-88	36	3,520	90.3
Dedric Ward, Northern Iowa	1993-96	43	3,876	90.1
Brian Forster, Rhode Island	1983-85, 87	38	3,410	89.7

*Record. †Defensive back in 1984-85.



William & Mary Sports Information

William & Mary receiver Rich Musinski hauled in 219 receptions that covered 4,017 yards from 2000-03, making him only the fourth Division I-AA player to surpass the 4,000-yard mark.

CAREER TOUCHDOWN RECEPTIONS

Player, Team	Years	G	TD
Jerry Rice, Mississippi Val.	1981-84	41	*50
Rennie Benn, Lehigh	1982-85	41	44
Dedric Ward, Northern Iowa	1993-96	43	41
Gharun Hester, Georgetown	1997-00	36	39
Sean Morey, Brown	1995-98	40	39
Jacquay Nunnally, Florida A&M	1997-00	44	38
Roy Banks, Eastern Ill.	1983-86	38	38
Mike Jones, Tennessee St.	1979-82	42	38
Cornell Craig, Southern Ill.	1996-99	44	37
Rob Giancola, Valparaiso	2000-03	42	36
Chas Gessner, Brown	1999-02	39	36
Joe Thomas, Mississippi Val.	1982-85	41	36
Dameon Reilly, Rhode Island	1983-85	32	35
Javarus Dudley, Fordham	2000-03	47	34
Reggie Harris, Duquesne	1997-00	39	34
Eddie Berlin, Northern Iowa	1997-00	44	34
Sylvester Morris, Jackson St.	1996-99	45	34
Corey Hill, Colgate	1995-98	43	34
Darrell Colbert, Texas Southern	1983-86	43	33
John Taylor, Delaware St.	1982-85	43	33
C.J. Johnson, Tennessee St.	2000-03	45	32
Dylan Ching, San Diego	1996-99	41	32
Trumaine Johnson, Grambling	1979-82	44	32
Stephen Campbell, Brown	1997-00	40	31
Brian Forster, Rhode Island	1983-85, 87	38	31
Rich Musinski, William & Mary	2000-03	43	30
Brian Westbrook, Villanova	1997-98, 00-01	44	30

*Record.

SEASON YARDS

Player, Team	Year	Rec.	Yards	Avg.	TD
Eddie Conti, Delaware	↑1998	91	*1,712	18.8	10
Tramon Douglas, Grambling	↑2002	92	1,704	18.5	18
Jerry Rice, Mississippi Val.	1984	103	1,682	16.3	*27
Brian Forster, Rhode Island	1985	115	1,617	14.1	12
Rob Giancola, Valparaiso	2003	57	1,496	26.3	23
Joe Douglass, Montana	1996	82	1,469	17.9	18
Derrick Ingram, UAB	1994	83	1,457	17.6	13
Willie Ponder, Southeast Mo. St.	2002	87	1,453	16.7	15
Jerry Rice, Mississippi Val.	1983	102	1,450	14.2	14
Javarus Dudley, Fordham	2003	101	1,439	14.3	14
Sean Morey, Brown	↑1997	73	1,427	19.6	15
Cornell Craig, Southern Ill.	↑1999	77	1,419	18.4	15
B.J. Adigun, East Tenn. St.	1997	68	1,389	20.4	12
Efrem Hill, Samford	↑2003	92	1,387	15.1	15
Kassim Osgood, Cal Poly	2000	83	1,377	16.6	14
Elijah Thurmon, Howard	1999	84	1,366	16.3	9
Derek Graham, Princeton	1983	84	1,363	16.2	11
Mikhael Ricks, Stephen F. Austin	1997	47	1,358	28.9	13
Mark Didio, Connecticut	↑1991	88	1,354	15.4	8
Gerald Foster, Duquesne	1999	72	1,340	18.6	10
Stephen Campbell, Brown	↑2000	*120	1,332	11.1	11
Michael Hayes, Southern U.	2000	80	1,328	16.6	15
Jamal White, Towson	1999	82	1,322	16.1	8
Dave Cecchini, Lehigh	↑1993	88	1,318	15.0	16
Jacquay Nunnally, Florida A&M	1998	93	1,316	14.2	12
Golden Tate, Tennessee St.	1983	63	1,307	20.7	13

*Record. †National champion.

SINGLE-GAME YARDS

Yds.	Player, Team (Opponent)	Date
376	Kassim Osgood, Cal Poly (Northern Iowa)	Nov. 4, 2000
370	Michael Lerch, Princeton (Brown)	Oct. 12, 1991
354	Eddie Conti, Delaware (Connecticut)	Nov. 7, 1998
330	Nate Singleton, Grambling (Virginia Union)	Sept. 14, 1991
327	Brian Forster, Rhode Island (Brown)	Sept. 28, 1985
319	Jason Cristino, Lehigh (Lafayette)	Nov. 21, 1992
316	Marcus Hinton, Alcorn St. (Chattanooga)	Sept. 10, 1994
305	Howard Gilmore, Norfolk St. (Morgan St.)	Nov. 22, 2003
299	Brian Forster, Rhode Island (Lehigh)	Oct. 12, 1985
299	Treamelle Taylor, Nevada (Montana)	Oct. 14, 1989
294	Jerry Rice, Mississippi Val. (Kentucky St.)	Sept. 1, 1984
289	Derrick Ingram, UAB (Prairie View)	Nov. 19, 1994
286	Frisman Jackson, Western Ill. (Indiana St.)	Nov. 17, 2001
286	Mike Furrey, Northern Iowa (Western Ill.)	Nov. 13, 1999
285	Jerry Rice, Mississippi Val. (Jackson St.)	Sept. 22, 1984
284	Jacquay Nunnally, Florida A&M (N.C. A&T)	Oct. 11, 1997
280	Rondel Menendez, Eastern Ky. (Eastern Ill.)	Nov. 22, 1997
279	Joe Douglass, Montana (Eastern Wash.)	Oct. 19, 1996
279	Jerry Rice, Mississippi Val. (Southern U.)	Oct. 1, 1983
276	Joey Stockton, Western Ky. (Austin Peay)	Sept. 16, 1995
276	Terry Charles, Portland St. (Montana)	Oct. 2, 1999
275	Rob Giancola, Valparaiso (Dayton)	Oct. 11, 2003

ANNUAL CHAMPIONS

Year	Player, Team	Class	G	Rec.	Avg.	Yards	TD
1978	Dan Ross, Northeastern	Sr.	11	68	6.2	988	7
1979	Stuart Gaussoin, Portland St.	Jr.	9	90	10.0	1,132	8
1980	Kenny Johnson, Portland St.	So.	11	72	6.5	1,011	11
1981	Ken Harvey, Northern Iowa	Sr.	11	78	7.1	1,161	15
1982	Don Lewis, Columbia	Jr.	10	84	8.4	1,000	6
1983	Jerry Rice, Mississippi Val.	Jr.	10	102	10.2	1,450	14
1984	Jerry Rice, Mississippi Val.	Sr.	10	103	10.3	1,682	*27
1985	Brian Forster, Rhode Island (TE)	Jr.	10	115	11.5	1,617	12
1986	Donald Narcisse, Texas Southern	Sr.	11	88	8.0	1,074	15
1987	Mike Barber, Marshall	Jr.	11	78	7.1	1,237	7
	Gordie Lockbaum, Holy Cross (RB) ...	Sr.	11	78	7.1	1,152	9
1988	Glenn Antrum, Connecticut	Sr.	11	77	7.0	1,130	7
1989	Peter Macon, Weber St.	Sr.	11	92	8.4	1,047	6

Beginning in 1990, ranked on both per-game catches and yards per game

PER-GAME RECEPTIONS

Year	Player, Team	Class	G	Rec.	Avg.	Yards	TD
1990	Kasey Dunn, Idaho	Jr.	11	88	8.0	1,164	7
1991	Alfred Pupunu, Weber St. (TE)	Sr.	11	93	8.5	1,204	12
1992	Glenn Krupa, Southeast Mo. St.	Sr.	11	77	7.0	773	4
1993	Dave Cecchini, Lehigh	Sr.	11	88	8.0	1,318	16
1994	Jeff Johnson, East Tenn. St.	Sr.	9	73	8.1	857	8
1995	Ed Mantie, Boston U.	Sr.	11	81	7.4	943	1
1996	David Romines, Cal St. Northridge	Sr.	10	87	8.7	1,300	12
1997	Eric Krawczyk, Cornell	Sr.	10	89	8.9	1,042	11
1998	Jacquay Nunnally, Florida A&M	So.	11	93	8.5	1,316	12
1999	Murle Sango, Villanova	So.	11	98	8.9	1,064	10

Year	Player, Team	Class	G	Rec.	Avg.	Yards	TD
2000	Stephen Campbell, Brown	Sr.	10	*120	*12.0	1,332	11
2001	Drew Amerson, Cal St. Northridge	Jr.	10	97	9.7	1,244	5
2002	Chas Gessner, Brown	Sr.	10	114	11.4	1,166	11
2003	Javarus Dudley, Fordham	Sr.	12	101	8.4	1,439	14

YARDS PER GAME

Year	Player, Team	Class	G	Rec.	Avg.	Yards	TD
1990	Kasey Dunn, Idaho	Jr.	11	88	105.8	1,164	7
1991	Mark Didio, Connecticut	Sr.	11	88	123.1	1,354	8
1992	Jason Cristino, Lehigh	Sr.	11	65	116.5	1,282	9
1993	Dave Cecchini, Lehigh	Sr.	11	88	119.8	1,318	16
1994	Mark Orlando, Towson	Sr.	9	55	135.9	1,223	12
1995	Dedric Ward, Northern Iowa	Jr.	10	44	116.4	1,164	12
1996	Joe Douglass, Montana	Sr.	11	82	133.6	1,469	18
1997	Sean Morey, Brown	Jr.	10	73	142.7	1,427	15
1998	Eddie Conti, Delaware	Sr.	11	91	*155.6	*1,712	10
1999	Cornell Craig, Southern Ill.	Sr.	11	77	129.0	1,419	15
2000	Stephen Campbell, Brown	Sr.	10	*120	133.2	1,332	11
2001	Chas Gessner, Brown	Jr.	9	83	131.3	1,182	12
2002	Tramon Douglas, Grambling	Jr.	12	92	142.0	1,704	18
2003	Efrem Hill, Samford	Jr.	11	92	126.1	1,387	15

*Record.

Scoring

CAREER POINTS PER GAME

(Minimum 225 Points; Player must have concluded his career)

Player, Team	Years	G	TD	Extra Pts.	Scored	FG	Pts.	Pt. PG
Adrian Peterson, Ga. Southern	1998-01	42	87	2	0	0	524	*12.5
Brian Westbrook, Villanova	1997-98, 00-01	44	*89	10	0	0	*544	12.4
Aaron Stecker, Western Ill.	1997-98	20	39	0	0	0	234	11.7
Gary Jones, Albany (N.Y.)	2002-03	23	42	0	0	0	252	11.0
Keith Elias, Princeton	1991-93	30	52	8	0	0	320	10.7
Jesse Chatman, Eastern Wash.	1999-01	31	53	4	0	0	322	10.4
David Dinkins, Morehead St.	1997-00	37	63	6	0	0	384	10.4
Archie Amerson, Northern Ariz.	1995-96	22	38	0	0	0	228	10.4
Jerry Azumah, New Hampshire	1995-98	41	69	4	0	0	418	10.2
Michael Hicks, South Carolina St.	1993-95	32	52	4	0	0	316	9.9
Matt Cannon, Southern Utah	1997-00	44	69	6	0	0	420	9.5
Elroy Harris, Eastern Ky.	1985, 87-88	31	47	6	0	0	288	9.3
Charles Dunn, Portland St.	1998-00	33	51	0	0	0	306	9.3
Joey Sigel, Portland St.	1978-80	30	46	2	0	0	278	9.3
Tony Zendejas, Nevada	1981-83	33	0	90	70	300	9.1	
Gerald Harris, Ga. Southern	1984-86	31	45	2	0	0	272	8.8
Marty Zendejas, Nevada	1984-87	44	0	169	*72	385	8.8	
Charvez Foger, Nevada	1985-88	42	60	2	0	0	362	8.6
Paul Lewis, Boston U.	1981-84	37	51	2	0	0	308	8.3
Sherriden May, Idaho	1991-94	44	61	0	0	0	366	8.3
Judd Garrett, Princeton	1987-89	30	41	2	0	0	248	8.3
Andre Garron, New Hampshire	1982-85	30	41	0	0	0	246	8.2
Kenny Gamble, Colgate	1984-87	42	57	0	0	0	342	8.1
Rene Ingoglia, Massachusetts	1992-95	41	55	2	0	0	332	8.1
Reggie Greene, Siena	1994-97	36	48	2	0	0	290	8.1
Rick Sarille, Wagner	\$1995-99	41	55	4	0	0	334	8.1
Charles Roberts, Sacramento St.	1997-00	44	57	10	0	0	352	8.0
Chris Snyder, Montana	2000-03	50	0	184	70	394	7.9	
Barry Bourassa, New Hampshire	1989-92	39	51	0	0	0	306	7.8
Tim Openlander, Marshall	1994-96	33	0	159	32	255	7.7	
Dave Ettinger, Hofstra	1994-97	43	0	140	62	326	7.6	
Louis Ivory, Furman	1998-01	42	53	0	0	0	318	7.5
Marcel Shipp, Massachusetts	1997-00	43	54	0	0	0	324	7.5
Chad Leviitt, Cornell	1993-96	39	48	4	0	0	292	7.5
Markus Thomas, Eastern Ky.	1989-92	43	53	4	0	0	322	7.5
Kris Heppner, Montana	1997-99	33	0	138	36	246	7.5	
Yohance Humphrey, Montana	1998-01	39	48	2	0	0	290	7.4
Montrell Coley, Hampton	1997-00	44	53	8	0	0	326	7.4
Jerry Rice, Mississippi Val.	1981-84	41	50	2	0	0	302	7.4
Brian Mitchell, Marshall/ Northern Iowa	1987, 89-91	44	0	130	64	322	7.3	
Stan House, Central Conn. St.	1994-97	40	48	2	0	0	290	7.3
Scott Shields, Weber St.	1995-98	44	2	109	67	322	7.3	
Ronald Jean, Lehigh	1997-99	33	40	0	0	0	240	7.3
Harvey Reed, Howard	1984-87	41	48	6	0	0	294	7.2
Jason Corle, Towson	1996-99	39	47	0	0	0	282	7.2
Greg Hill, Ga. Southern	1996-99	41	49	0	0	0	294	7.2

*Record. \$See Page 10 for explanation.

SEASON POINTS PER GAME

Player, Team	Year	G	TD	Extra Pts.			Pts.	Pt. PG
				Scored	FG	FG		
Jerry Rice, Mississippi Val.	↑1984	10	27	0	0	162	*16.2	
Brian Westbrook, Villanova	↑2001	11	*29	2	0	*176	16.0	
Adrian Peterson, Ga. Southern	↑1999	11	*29	0	0	174	15.8	
Jesse Chatman, Eastern Wash.	2001	11	28	4	0	172	15.6	
Montrell Coley, Hampton	↑2000	11	28	4	0	172	15.6	
Geoff Mitchell, Weber St.	↑1991	11	28	2	0	170	15.5	
Brian Westbrook, Villanova	↑1998	11	26	4	0	160	14.6	
Tony Vinson, Towson	↑1993	10	24	0	0	144	14.4	
David Dinkins, Morehead St.	2000	9	21	2	0	128	14.2	
Ronald Jean, Lehigh	1999	11	26	0	0	156	14.2	
Adrian Peterson, Ga. Southern	1998	11	26	0	0	156	14.2	
Archie Emerson, Northern Ariz.	↑1996	11	26	0	0	156	14.2	
Aaron Stecker, Western Ill.	↑1997	11	25	0	0	150	13.6	
Sherriden May, Idaho	↑1992	11	25	0	0	150	13.6	
Chris Reed, Monmouth	1998	10	22	0	0	132	13.2	
Keith Elias, Princeton	1993	10	21	4	0	130	13.0	
Elroy Harris, Eastern Ky.	↑1988	10	21	2	0	128	12.8	
Jerry Azumah, New Hampshire	1998	11	23	2	0	140	12.7	
Jessie Burton, McNeese St.	1998	9	19	0	0	114	12.7	
Charles Roberts, Sacramento St.	1999	11	22	6	0	138	12.6	
Matt Cannon, Southern Utah	1999	11	23	0	0	138	12.6	
J.J. Allen, Marist	1998	10	21	0	0	126	12.6	
Sean Sanders, Weber St.	↑1987	10	21	0	0	126	12.6	
Brian Westbrook, Villanova	2000	11	22	4	0	136	12.4	
Rich Erenberg, Colgate	↑1983	11	21	10	0	136	12.4	
Evan Harney, San Diego	↑2003	10	20	2	0	122	12.2	
David Dinkins, Morehead St.	1999	10	20	2	0	122	12.2	
Reggie Greene, Siena	1997	9	18	2	0	110	12.2	
Sean Bennett, Evansville	1997	10	20	2	0	122	12.2	
Harvey Reed, Howard	1987	10	20	2	0	122	12.2	
Paul Lewis, Boston U.	1983	10	20	2	0	122	12.2	
T.J. Stallings, Morgan St.	↑2002	12	23	6	0	144	12.0	
Dale Jennings, Butler	↑2002	10	20	0	0	120	12.0	
J.R. Taylor, Eastern Ill.	2001	10	20	0	0	120	12.0	
P.J. Mays, Youngstown St.	2001	11	22	0	0	132	12.0	
Matt Cannon, Southern Utah	2000	11	22	0	0	132	12.0	
Stan House, Central Conn. St.	1996	10	20	0	0	120	12.0	
Alcede Surtain, Alabama St.	↑1995	11	21	6	0	132	12.0	
Tim Hall, Robert Morris	↑1995	10	20	0	0	120	12.0	
Michael Hicks, South Carolina St.	↑1994	11	22	0	0	132	12.0	
Sherriden May, Idaho	1993	11	22	0	0	132	12.0	
Gordie Lockbaum, Holy Cross	1987	11	22	0	0	132	12.0	
Gordie Lockbaum, Holy Cross	↑1986	11	22	0	0	132	12.0	
Gene Lake, Delaware St.	1984	10	20	0	0	120	12.0	
Sean Bennett, Evansville	1996	10	19	4	0	118	11.8	
Rob Giancola, Valparaiso	2003	12	23	2	0	140	11.7	
Ernest Thompson, Ga. Southern	1988	10	19	2	0	116	11.6	
Chaz Williams, Ga. Southern	2002	14	27	0	0	162	11.6	
Gary Jones, Albany (N.Y.)	2002	12	23	0	0	138	11.5	
Charles Dunn, Portland St.	2000	11	21	0	0	126	11.5	
Marcel Shipp, Massachusetts	1999	11	21	0	0	126	11.5	
Jerry Azumah, New Hampshire	1996	11	21	0	0	126	11.5	
Barry Bourassa, New Hampshire	1991	11	21	0	0	126	11.5	
Kenny Gamble, Colgate	1986	11	21	0	0	126	11.5	

*Record. †National champion.

CAREER POINTS

(Non-Kickers)

Player, Team	Years	TD	Extra Pts.		Pts.
			Scored	Pts.	
Brian Westbrook, Villanova	1997-98, 00-01	*89	10	*54	544
Adrian Peterson, Ga. Southern	1998-01	87	2		524
Matt Cannon (QB) Southern Utah	1997-00	69	6		420
Jerry Azumah, New Hampshire	1995-98	69	4		418
David Dinkins, Morehead St.	1997-00	63	6		384
Sherriden May, Idaho	1991-94	61	0		366
Charvez Fogar, Nevada	1985-88	60	2		362
Charles Roberts, Sacramento St.	1997-00	57	10		352
Kenny Gamble, Colgate	1984-87	57	0		342
Rick Sarille, Wagner	\$1995-99	55	4		334
Rene Ingoglia, Massachusetts	1992-95	55	2		332
Montrell Coley, Hampton	1997-00	53	8		326
Marcel Shipp, Massachusetts	1997-00	54	0		324
Jesse Chatman, Eastern Wash.	1999-01	53	4		322
Markus Thomas, Eastern Ky.	1989-92	53	4		322
Keith Elias, Princeton	1991-93	52	8		320
Louis Ivory, Furman	1998-01	53	0		318
Michael Hicks, South Carolina St.	1993-95	52	4		316

Player, Team	Years	TD	Extra Pts.		Pts.
			Scored	Pts.	
Chris Parker, Marshall	1992-95	52	2		314
Thomas Haskins, VMI	1993-96	50	8		308
Paul Lewis, Boston U.	1981-84	51	2		308
Charles Dunn, Portland St.	1998-00	51	0		306
Barry Bourassa, New Hampshire	1989-92	51	0		306
Erick Torain, Lehigh	1987-90	50	6		306
Jerry Rice, Mississippi Val.	1981-84	50	2		302
Greg Hill, Ga. Southern (QB)	1996-99	49	0		294
Claude Mathis, Southwest Tex. St.	1994-97	49	0		294
Harvey Reed, Howard	1984-87	48	6		294
Adrian Brown, Youngstown St.	1996-99	48	4		292
Chad Leviitt, Cornell	1993-96	48	4		292
Reggie Greene, Siena	1994-97	48	2		290
Stan House, Central Conn. St.	1994-97	48	2		290
Jack Douglas, Citadel (QB)	1989-92	48	0		288
Elroy Harris, Eastern Ky.	1985, 87-88	47	6		288
Jason Corle, Towson	1996-99	47	0		282
Willie Taggart, Western Ky. (QB)	1995-98	46	2		278
Joel Sigel, Portland St.	1978-80	46	2		278
Joe Campbell, Middle Tenn.	1988-91	45	2		272
Gerald Harris, Ga. Southern	1984-86	45	2		272
P.J. Mays, Youngstown St.	2000-02	45	0		270
Carl Tremble, Furman	1989-92	45	0		270
Norm Ford, New Hampshire	1986-89	45	0		270
John Settle, Appalachian St.	1983-86	44	4		268
Ernest Thompson, Ga. Southern	1985, 87-89	44	2		266
Rennie Benn, Lehigh	1982-85	44	2		266
Joe Segreti, Holy Cross	1987-90	44	0		264
Gordie Lockbaum, Holy Cross	1984-87	44	0		264
Frank Hawkins, Nevada	1977-80	44	0		264

*Record. \$See Page 10 for explanation.

CAREER POINTS

(Kickers)

Player, Team	Years	PAT	PAT Att.	FG	FG Att.	Pts.
Marty Zendejas, Nevada	1984-87	169	175	*72	90	385
Dave Ettinger, Hofstra	1994-97	140	155	62	93	326
Scott Shields, Weber St.	1995-98	109	118	67	90	#322
Brian Mitchell, Marshall/ Northern Iowa	1987, 89-91	130	131	64	81	322
Thayne Doyle, Idaho	1988-91	160	174	49	75	307
Jose Larios, McNeese St.	1992-95	133	136	57	89	304
Kirk Roach, Western Caro.	1984-87	89	91	71	102	302
Tim Foley, Ga. Southern	1984-87	151	156	50	62	301
Dewey Klein, Marshall	1988-91	156	165	48	66	300
Tony Zendejas, Nevada	1981-83	90	96	70	86	300
Jeff Wilkins, Youngstown St.	1990-93	134	136	50	73	286
Danny Marshall, Furman	2000-03	149	157	45	57	284
Garth Petrilli, Middle Tenn.	1991-94	166	170	38	60	280
Steve Christie, William & Mary	1986-89	108	116	57	83	279
Franco Grilla, UCF	1989-92	141	147	45	69	278
Gilad Landau, Grambling	1991-94	181	*194	32	50	277
Shonz LaFrenz, McNeese St.	1996-99	120	128	52	78	276
Mike Black, Boise St.	1988-91	122	127	51	75	275
Juan Toro, Florida A&M	1995-98	151	169	41	50	274
Kirk Duce, Montana	1988-91	131	141	47	78	272
Justin Langan, Western Ill.	2000-03	138	143	42	62	@266
Todd Kurz, Illinois St.	1993-96	89	94	59	87	266
Jeff Poisel, Western Ky.	1996-99	170	180	31	53	263
Paul Hickert, Murray St.	1984-87	116	121	49	79	263
Dean Biasucci, Western Caro.	1980-83	101	106	54	80	263
Andy Larson, Montana	1993-96	177	188	28	45	261
Kelly Potter, Middle Tenn.	1981-84	105	109	52	78	261
Steve Largent, Eastern Ill.	1992-95	122	126	46	73	260
Lawrence Tynes, Troy St.	1997-00	123	127	45	62	258
Brian Shallcross, William & Mary	1994-97	117	131	47	73	258
Billy Hayes, Sam Houston St.	1985-88	117	120	47	71	258
♣Brian Morgan, Grambling	2001-03	145	167	37	67	256
Michael O'Neal, Samford	1989-92	142	152	38	60	256
Tim Openlander, Marshall	1994-96	159	162	32	42	255
Jason McLaughlin, Lafayette	1991-94	131	138	41	74	254
Jim Hodson, Lafayette	1987-90	134	140	40	66	254
Dave Parkinson, Delaware St.	1985-88	134	143	40	77	254
Chuck Rawlinson, Stephen F. Austin	1988-91	106	110	49	69	253
Paul Politi, Illinois St.	1983-86	101	103	50	78	251
Wayne Boyer, Southwest Mo. St.	1993-96	100	104	49	71	247
Kris Heppner, Montana	1997-99	138	149	36	58	246
Teddy Garcia, La.-Monroe	1984-87	78	81	56	88	246

*Record. #Includes 2 TDs. ♣Active player. ^Includes one two-point conversion made in two attempts. @Includes one two-point conversion made in one attempt.

DIVISION I-AA

SEASON POINTS

Player, Team	Year	Extra Pts.			Pts.
		TD	Scored	FG	
Brian Westbrook, Villanova	†2001	*29	2	0	*176
Jamaal Branch, Colgate	2003	*29	0	0	174
Adrian Peterson, Ga. Southern	†1999	*29	0	0	174
Jesse Chatman, Eastern Wash.	2001	28	4	0	172
Montrell Coley, Hampton	†2000	28	4	0	172
Geoff Mitchell, Weber St.	†1991	28	2	0	170
Chaz Williams, Ga. Southern	2002	27	0	0	162
Jerry Rice, Mississippi Val.	†1984	27	0	0	162
Brian Westbrook, Villanova	†1998	26	4	0	160
Ronald Jean, Lehigh	1999	26	0	0	156
Adrian Peterson, Ga. Southern	1998	26	0	0	156
Archie Amerson, Northern Ariz.	†1996	26	0	0	156
Aaron Stecker, Western Ill.	†1997	25	0	0	150
Sherriden May, Idaho	†1992	25	0	0	150
T.J. Stallings, Morgan St.	†2002	23	6	0	144
Tony Vinson, Towson	†1993	24	0	0	144
Rob Giancola, Valparaiso	2003	23	2	0	140
Jerry Azumah, New Hampshire	1998	23	2	0	140
Gary Jones, Albany (N.Y.)	2002	23	0	0	138
Charles Roberts, Sacramento St.	1999	22	6	0	138
Matt Cannon, Southern Utah	1999	23	0	0	138
Brian Westbrook, Villanova	2000	22	4	0	136
Rich Erenberg, Colgate	†1983	21	10	0	136
P.J. Mays, Youngstown St.	2001	22	0	0	132
Matt Cannon, Southern Utah	2000	22	0	0	132
Chris Reed, Monmouth	1998	22	0	0	132
Alcede Surtain, Alabama St.	†1995	21	6	0	132
Michael Hicks, South Carolina St.	†1994	22	0	0	132
Sherriden May, Idaho	1993	22	0	0	132
Gordie Lockbaum, Holy Cross	1987	22	0	0	132
Gordie Lockbaum, Holy Cross	†1986	22	0	0	132
Keith Elias, Princeton	1993	21	4	0	130
David Dinkins, Morehead St.	2000	21	2	0	128
Elroy Harris, Eastern Ky.	†1988	21	2	0	128
Kirwin Watson, Fordham	2003	21	0	0	126
Travis Glasford, Western Ill.	2003	21	0	0	126
Germaine Bennett, Delaware	2003	21	0	0	126
Charles Dunn, Portland St.	2000	21	0	0	126
Marcel Shipp, Massachusetts	1999	21	0	0	126
J.J. Allen, Marist	1998	21	0	0	126
Jerry Azumah, New Hampshire	1996	21	0	0	126
Barry Bourassa, New Hampshire	1991	21	0	0	126
Sean Sanders, Weber St.	†1987	21	0	0	126
Kenny Gamble, Colgate	1986	21	0	0	126
Chris Snyder, Montana	2003	0	49	25	124
David Dinkins, Morehead St.	1999	20	2	0	122
Charles Roberts, Sacramento St.	1998	20	2	0	122
David Dinkins, Morehead St.	1998	20	2	0	122
Sean Bennett, Evansville	1997	20	2	0	122
Harvey Reed, Howard	1987	20	2	0	122
Paul Lewis, Boston U.	1983	20	2	0	122

*Record. †National champion.

ANNUAL CHAMPIONS

Year	Player, Team	Class	G	TD	Extra Pts.			Avg.
					Scored	FG	Pts.	
1978	Frank Hawkins, Nevada	So.	10	17	0	0	102	10.2
1979	Joel Sigel, Portland St.	Jr.	10	16	0	0	96	9.6
1980	Ken Jenkins, Bucknell	Jr.	10	16	0	0	96	9.6
1981	Paris Wicks, Youngstown St.	Jr.	11	17	2	0	104	9.5
1982	Paul Lewis, Boston U.	So.	10	18	0	0	108	10.8
1983	Rich Erenberg, Colgate	Sr.	11	21	10	0	136	12.4
1984	Jerry Rice, Mississippi Val.	Sr.	10	27	0	0	162	*16.2
1985	Charvez Foger, Nevada	Fr.	10	18	0	0	108	10.8
1986	Gordie Lockbaum, Holy Cross	Jr.	11	22	0	0	132	12.0
1987	Sean Sanders, Weber St.	Sr.	10	21	0	0	126	12.6
1988	Elroy Harris, Eastern Ky.	Jr.	10	21	2	0	128	12.8
1989	Carl Smith, Maine	So.	11	20	0	0	120	10.9
1990	Barry Bourassa, New Hampshire	So.	9	16	0	0	96	10.7
1991	Geoff Mitchell, Weber St.	Sr.	11	28	2	0	170	15.5
1992	Sherriden May, Idaho	So.	11	25	0	0	150	13.6
1993	Tony Vinson, Towson	Sr.	10	24	0	0	144	14.4
1994	Michael Hicks, South Carolina St.	Jr.	11	22	0	0	132	12.0
1995	Alcede Surtain, Alabama St.	Jr.	11	21	6	0	132	12.0
	Tim Hall, Robert Morris	Sr.	10	20	0	0	120	12.0
1996	Archie Amerson, Northern Ariz.	Sr.	11	26	0	0	156	14.2
1997	Aaron Stecker, Western Ill.	Jr.	11	25	0	0	150	13.6

Year	Player, Team	Class	G	TD	Extra Pts.			Avg.
					Scored	FG	Pts.	
1998	Brian Westbrook, Villanova	So.	11	26	4	0	160	14.6
1999	Adrian Peterson, Ga. Southern	So.	11	*29	0	0	174	15.8
2000	Montrell Coley, Hampton	Sr.	11	28	4	0	172	15.6
2001	Brian Westbrook, Villanova	Sr.	11	*29	2	0	*176	16.0
2002	T.J. Stallings, Morgan St.	Sr.	12	23	6	0	144	12.0
	Dale Jennings, Butler	Sr.	10	20	0	0	120	12.0
2003	Evan Harney, San Diego	Fr.	10	20	2	0	122	12.2

*Record.

Interceptions

CAREER INTERCEPTIONS

Player, Team	Years	No.	Yards	Avg.
Rashean Mathis, Bethune-Cookman	1999-02	*31	*682	22.0
Leigh Badden, Duquesne	1999-02	28	297	10.6
Dave Murphy, Holy Cross	1986-89	28	309	11.0
Cedric Walker, Stephen F. Austin	1990-93	25	230	9.2
Issiac Holt, Alcorn St.	1981-84	24	319	13.3
Bill McGovern, Holy Cross	1981-84	24	168	7.0
Darren Sharper, William & Mary	1993-96	24	488	20.3
Scott Shields, Weber St.	1995-98	23	278	12.1
Adrian Smith, Southwest Mo. St.	1990-93	23	219	9.5
William Carroll, Florida A&M	1989-92	23	328	14.3
Kevin Smith, Rhode Island	1987-90	23	287	12.5
Mike Prior, Illinois St.	1981-84	23	211	9.2
Robert Taylor, Tennessee Tech	1993-96	22	267	12.1
Chris Helon, Boston U.	1991-94	22	110	5.0
Morgan Ryan, Montana St.	1990-93	22	245	11.1
Dave Roberts, Youngstown St.	1989-92	22	131	6.0
Frank Robinson, Boise St.	1988-91	22	203	9.2
Derrick Harris, East Tenn. St.	1986-89	22	453	20.6
Dean Cain, Princeton	1985-87	22	203	9.2
Tyrone Parsons, Alcorn St.	2000-03	21	270	12.9
Steve Dogmanits, Fairfield	1997-00	21	231	11.0
Paul Serie, Siena	1995-98	21	107	5.1
Derek Carter, Maine	1994-97	21	301	14.3
Brian Randall, Delaware St.	1990-93	21	367	17.4
Kevin Dent, Jackson St.	1985-88	21	280	13.3
Mark Seals, Boston U.	1985-88	21	169	8.0
Jeff Smith, Illinois St.	1985-88	21	152	7.2
Chris Demarest, Northeastern	1984-87	21	255	12.1
Greg Greely, Nichols St.	1981-84	21	218	10.4
George Floyd, Eastern Ky.	1978-81	21	318	15.1
Eric Kenesie, Valparaiso	1996-99	20	183	9.2
Damani Leech, Princeton	1994-97	20	45	2.3
William Hampton, Murray St.	1993-96	20	409	20.5
Rick Harris, East Tenn. St.	1986-88	20	452	22.6
Mark Kelso, William & Mary	1981-84	20	171	8.6
Leslie Frazier, Alcorn St.	1977-80	20	269	13.5
Brian Dunn, Robert Morris	1994-97	19	201	10.6
Bob Jordan, New Hampshire	1990-93	19	96	5.1
Ricky Thomas, South Carolina St.	1988-91	19	374	19.7
Dwayne Harper, South Carolina St.	1984-87	19	163	8.6
Joe Burton, Delaware St.	1983-86	19	248	13.1
Michael Richardson, Northwestern St.	1981-84	19	344	18.1
Mike Genetti, Northeastern	1980-83	19	296	15.6
George Schmitt, Delaware	1980-82	19	280	14.7

*Record.

SEASON INTERCEPTIONS

Player, Team	Year	No.	Yards
Rashean Mathis, Bethune-Cookman	†2002	*14	*455
Dean Cain, Princeton	†1987	12	98
Jon Ambrose, St. Peter's	†2001	11	222
Steve Dogmanits, Fairfield	†2000	11	113
Rashean Mathis, Bethune-Cookman	2000	11	157
Aeneas Williams, Southern U.	†1990	11	173
Claude Pettaway, Maine	†1990	11	161
Bill McGovern, Holy Cross	†1984	11	102
Everson Walls, Grambling	†1980	11	145
Anthony Young, Jackson St.	†1978	11	108
Darren Sharper, William & Mary	1996	10	228
Scott Shields, Weber St.	1996	10	101
Chris Helon, Boston U.	†1993	10	42
Cedric Walker, Stephen F. Austin	1990	10	11
Chris Demarest, Northeastern	1987	10	129
Kevin Dent, Jackson St.	†1986	10	192
Eric Thompson, New Hampshire	†1986	10	94

Player, Team	Year	No.	Yards
Anthony Anderson, Grambling	†1986	10	37
Mike Armentrout, Southwest Mo. St.	†1983	10	42
George Schmitt, Delaware	†1982	10	186
Mike Genetti, Northeastern	†1981	10	144
Bob Mahr, Lafayette	1981	10	48
Neale Henderson, Southern U.	†1979	10	151

*Record. †National champion. ‡National championship shared.

ANNUAL CHAMPIONS

(Ranked on Per-Game Average)

Year	Player, Team	Class	G	No.	Avg.	Yards
1978	Anthony Young, Jackson St.	Sr.	11	11	1.00	108
1979	Neale Henderson, Southern U.	Sr.	11	10	0.91	151
1980	Everson Walls, Grambling	Sr.	11	11	1.00	145
1981	Mike Genetti, Northeastern	So.	10	10	1.00	144
1982	George Schmitt, Delaware	Sr.	11	10	0.91	186
1983	Mike Armentrout, Southwest Mo. St.	Jr.	11	10	0.91	42
1984	Bill McGovern, Holy Cross	Sr.	11	11	1.00	102
1985	Mike Cassidy, Rhode Island	Sr.	10	9	0.90	169
	George Duarte, Northern Ariz.	Jr.	10	9	0.90	150
1986	Kevin Dent, Jackson St.	So.	11	10	0.91	192
	Eric Thompson, New Hampshire	Sr.	11	10	0.91	94
	Anthony Anderson, Grambling	Sr.	11	10	0.91	37
1987	Dean Cain, Princeton	Sr.	10	12	*1.20	98
1988	Kevin Smith, Rhode Island	So.	10	9	0.90	94
1989	Mike Babb, Weber St.	Sr.	11	9	0.82	90
1990	Aeneas Williams, Southern U.	Sr.	11	11	1.00	173
	Claude Pettaway, Maine	Sr.	11	11	1.00	161
1991	Warren McIntire, Delaware	Jr.	11	9	0.82	208
1992	Dave Roberts, Youngstown St.	Sr.	11	9	0.82	39
1993	Chris Helon, Boston U.	Jr.	11	10	0.91	42
1994	Joseph Vaughn, Cal St. Northridge	Sr.	10	9	0.90	265
	Brian Clark, Hofstra	Jr.	10	9	0.90	56
1995	Picasso Nelson, Jackson St.	Sr.	9	8	0.89	101
1996	Shane Hurd, Canisius	Jr.	7	7	1.00	198
1997	Roderic Parson, Brown	Sr.	8	8	1.00	93
1998	Ken Krapf, St. John's (N.Y.)	Jr.	11	9	0.82	144
	Eric Kenesie, Valparaiso	Jr.	11	9	0.82	88
1999	Ryan Crawford, Davidson	Jr.	11	8	0.73	63
2000	Steve Dogmanits, Fairfield	Sr.	10	11	1.10	113
2001	Jon Ambrose, St. Peter's	Jr.	11	11	1.00	222
2002	Rashean Mathis, Bethune-Cookman	Sr.	13	*14	1.08	*455
2003	Brandon Martin, Butler	Sr.	11	8	0.73	76

*Record.

Total Tackles

CAREER TOTAL TACKLES PER GAME

(Min. 250 Total Tackles; Player must have concluded his career)

Player, Team	Years	G	Solo	Ast.	Total	Avg.
Josh Cain, Chattanooga	2000-02	34	273	177	450	*13.2
Nick Ricks, Eastern Ill.	2000-03	47	298	180	478	10.2
Lee Russell, Western Ill.	2000-03	48	*317	163	*480	10.0
Erik Dandy, Western Ky.	2000-03	45	241	183	424	9.4
Matt Nelson, Wofford	2000-03	48	296	156	452	9.4
Stephen Cooper, Maine	2000-02	33	199	101	300	9.1
Dante Balestracci, Harvard	2000-03	38	200	143	343	9.0
Matt McFadden, Weber St.	2000-03	41	152	198	350	8.5
David Dugan, Holy Cross	2000-02	33	140	125	265	8.0
Anton McKenzie, Massachusetts	2000-03	42	234	86	320	7.6
Ryan Garrison, McNeese St.	2000-03	52	236	155	391	7.5
Casey Tierney, Northern Iowa	2000-03	38	171	109	280	7.4
Mark Kimener, Massachusetts	2000-03	45	214	99	313	7.0

*Record.

SEASON TOTAL TACKLES PER GAME

Player, Team	Year	G	Solo	Ast.	Total	Avg.
Boomer Grigsby, Illinois St.	†2002	11	108	71	179	*16.3
Kevin Talley, Norfolk St.	†2003	12	75	*120	*195	*16.3
Josh Cain, Chattanooga	2002	12	*113	79	192	16.0
Edgerton Hartwell, Western Ill.	†2000	11	107	62	169	15.4
Boomer Grigsby, Illinois St.	2003	12	109	70	179	14.9
Tim Johnson, Youngstown St.	2000	11	83	80	163	14.8
P.J. Jones, Southwest Mo. St.	†2001	11	66	95	161	14.6
Derrick Lloyd, James Madison	2001	11	94	63	157	14.3
Dietrich Lapsley, Indiana St.	2002	12	103	68	171	14.3
Aden Smith, Stony Brook	2002	10	57	83	140	14.0
Bobby Rosenberg, St. John's (N.Y.)	2002	10	80	60	140	14.0
Melvin Wisham, Western Ky.	2000	11	92	58	150	13.6

*Record. †National champion.

CAREER TOTAL TACKLES

Player, Team	Years	G	Solo	Ast.	Total
Lee Russell, Western Ill.	2000-03	48	*317	163	*480
Nick Ricks, Eastern Ill.	2000-03	47	298	180	478
Matt Nelson, Wofford	2000-03	48	296	156	452
Josh Cain, Chattanooga	2000-02	34	273	177	450
Erik Dandy, Western Ky.	2000-03	45	241	183	424
Ryan Garrison, McNeese St.	2000-03	52	236	155	391
†Liam Ezekiel, Northeastern	2001-03	33	164	*203	367
Matt McFadden, Weber St.	2000-03	41	152	198	350
Sam Smalls, Appalachian St.	2000-03	46	185	158	343
Dante Balestracci, Harvard	2000-03	38	200	143	343
Anton McKenzie, Massachusetts	2000-03	42	234	86	320
†Jordan Beck, Cal Poly	2001-03	32	173	141	314
Mark Kimener, Massachusetts	2000-03	45	214	99	313
†Charles Thompson, Western Ky.	2001-03	37	169	143	312
Stephen Cooper, Maine	2000-02	33	199	101	300

*Record. †Active player.

SEASON TOTAL TACKLES

Player, Team	Year	G	Solo	Ast.	Total
Kevin Talley, Norfolk St.	†2003	12	75	*120	*195
Josh Cain, Chattanooga	2002	12	*113	79	192
Boomer Grigsby, Illinois St.	2003	12	109	70	179
Boomer Grigsby, Illinois St.	†2002	11	108	71	179
Dietrich Lapsley, Indiana St.	2002	12	103	68	171
Edgerton Hartwell, Western Ill.	†2000	11	107	62	169
Erik Dandy, Western Ky.	2003	13	101	66	167
Tim Johnson, Youngstown St.	2000	11	83	80	163
Dennard Melton, James Madison	2003	12	101	60	161
P.J. Jones, Southwest Mo. St.	†2001	11	66	95	161
Chuck Thompson, Western Ky.	2002	15	93	66	159
Derrick Lloyd, James Madison	2001	11	94	63	157
Cornell Middlebrook, Western Ill.	2002	13	101	53	154
Melvin Wisham, Western Ky.	2000	11	92	58	150

*Record. †National champion.

SINGLE-GAME TOTAL TACKLES

(Since 2000)

Tackles	Player, Team (Opponent)	Date
26	Boomer Grigsby, Illinois St. (Youngstown St.)	Nov. 9, 2002
25	Kevin Talley, Norfolk St. (N.C. A&T)	Oct. 4, 2003
25	Nick Ricks, Eastern Ill. (Eastern Ky.)	Oct. 12, 2002
25	Tim Johnson, Youngstown St. (Hofstra)	Nov. 4, 2000
24	Neil Morrissey, Cornell (Colgate)	Oct. 4, 2003
23	Andrew Clarke, Georgetown (Colgate)	Nov. 16, 2002
23	Jordan Beck, Cal Poly (Montana)	Oct. 4, 2003
23	Matt McFadden, Weber St. (Idaho St.)	Oct. 27, 2001
22	Dietrich Lapsley, Indiana St. (Southwest Mo. St.)	Oct. 12, 2002
22	Liam Ezekiel, Northeastern (Delaware)	Oct. 5, 2002
22	Adam Vogt, Northern Iowa (Youngstown St.)	Oct. 14, 2000
21	Dennard Melton, James Madison (Northeastern)	Nov. 22, 2003
21	Kane Ioane, Montana St. (Northern Ariz.)	Oct. 25, 2003
21	Karl Maslowski, Western Ky. (Illinois St.)	Oct. 18, 2003
21	Erik Dandy, Western Ky. (Illinois St.)	Oct. 18, 2003
21	Kevin Talley, Norfolk St. (Hampton)	Oct. 18, 2003
21	Boomer Grigsby, Illinois St. (Northern Iowa)	Oct. 4, 2003

ANNUAL CHAMPIONS

Year	Player, Team	Class	G	Solo	Ast.	Total	Avg.
2000	Edgerton Hartwell, Western Ill.	Sr.	11	107	62	169	15.4
2001	P.J. Jones, Southwest Mo. St.	Sr.	11	66	95	161	14.6
2002	Boomer Grigsby, Illinois St.	So.	11	108	71	179	*16.3
2003	Kevin Talley, Norfolk St.	Jr.	12	75	*120	*195	*16.3

*Record.

Solo Tackles

CAREER SOLO TACKLES PER GAME

(Min. 200 Solo Tackles; Player must have concluded his career)

Player, Team	Years	G	Solo	Avg.
Josh Cain, Chattanooga	2000-02	34	273	8.0
Lee Russell, Western Ill.	2000-03	48	*317	6.6
Nick Ricks, Eastern Ill.	2000-03	47	298	6.3
Matt Nelson, Wofford	2000-03	48	296	6.2
Anton McKenzie, Massachusetts	2000-03	42	234	5.6
Erik Dandy, Western Ky.	2000-03	45	241	5.4
Dante Balestracci, Harvard	2000-03	38	200	5.3
Mark Kimener, Massachusetts	2000-03	45	214	4.8
Ryan Garrison, McNeese St.	2000-03	52	236	4.5

*Record.

Photo by Larry Dean, Western Illinois University



Western Illinois' Lee Russell holds the Division I-AA career mark for solo tackles (317) and total tackles (480).

SEASON SOLO TACKLES PER GAME

Player, Team	Year	G	Solo	Avg.
Boomer Grigsby, Illinois St.	†2002	11	108	*9.82
Edgerton Hartwell, Western Ill.	2000	11	107	9.73
Josh Cain, Chattanooga	2002	12	*113	9.42
Brian Hulea, Villanova	†2003	11	101	9.18
Boomer Grigsby, Illinois St.	2003	12	109	9.08
Derick Pack, James Madison	2000	11	97	8.82
Dietrich Lapsley, Indiana St.	2002	12	103	8.58
Derrick Lloyd, James Madison	†2001	11	94	8.55
Nick Ricks, Eastern Ill.	2001	10	85	8.50
Dennard Melton, James Madison	2003	12	101	8.42
Melvin Wisham, Western Ky.	2000	11	92	8.36
Nick Ricks, Eastern Ill.	2002	12	98	8.17

*Record. †National champion.

CAREER SOLO TACKLES

Player, Team	Years	G	Solo
Lee Russell, Western Ill.	2000-03	48	*317
Nick Ricks, Eastern Ill.	2000-03	47	298
Matt Nelson, Wofford	2000-03	48	296
Josh Cain, Chattanooga	2000-02	34	273
Erik Dandy, Western Ky.	2000-03	45	241
Ryan Garrison, McNeese St.	2000-03	52	236
Anton McKenzie, Massachusetts	2000-03	42	234
Mark Kimener, Massachusetts	2000-03	45	214
Dante Balestracci, Harvard	2000-03	38	200
Stephen Cooper, Maine	2000-02	33	199
Sam Smalls, Appalachian St.	2000-03	46	185
Ben Koller, Holy Cross	2000-03	38	174
‡Jordan Beck, Cal Poly	2001-03	32	173
Casey Tierney, Northern Iowa	2000-03	38	171
Matt Mitchell, Northern Iowa	2000-03	46	169
‡Charles Thompson, Western Ky.	2001-03	37	169

*Record. ‡Active player.

SEASON TOTAL SOLO TACKLES

Player, Team	Year	G	Solo
Josh Cain, Chattanooga	2002	12	*113
Boomer Grigsby, Illinois St.	2003	12	109
Boomer Grigsby, Illinois St.	†2002	11	108
Edgerton Hartwell, Western Ill.	2000	11	107
Dietrich Lapsley, Indiana St.	2002	12	103
Lee Russell, Western Ill.	2003	13	102
Phil Archer, Western Ill.	2003	13	102
Brian Hulea, Villanova	†2003	11	101
Dennard Melton, James Madison	2003	12	101

Player, Team	Year	G	Solo
Erik Dandy, Western Ky.	2003	13	101
Cornell Middlebrook, Western Ill.	2002	13	101
Nick Ricks, Eastern Ill.	2002	12	98
Jeremy Cain, Massachusetts	2002	12	97
Lee Russell, Western Ill.	2002	13	97
Derick Pack, James Madison	2000	11	97
Derrick Lloyd, James Madison	†2001	11	94

*Record. †National champion.

SINGLE-GAME SOLO TACKLES

(Since 2000)

Solo	Player, Team (Opponent)	Date
18	Nick Ricks, Eastern Ill. (Eastern Ky.)	Oct. 12, 2002
15	Karl Maslowski, Western Ky. (Illinois St.)	Oct. 18, 2003
15	Andrew Clarke, Georgetown (Colgate)	Nov. 16, 2002
15	Matt McFadden, Weber St. (Idaho St.)	Oct. 27, 2001
14	Erik Dandy, Western Ky. (Illinois St.)	Nov. 18, 2003
14	Erik Dandy, Western Ky. (Southern Ill.)	Nov. 1, 2003
14	Karl Maslowski, Western Ky. (Southwest Mo. St.)	Oct. 11, 2003
14	Cortland Finnegan, Samford (Eastern Ky.)	Oct. 4, 2003
14	Matt Nelson, Wofford (Air Force)	Aug. 30, 2003
14	Boomer Grigsby, Illinois St. (Youngstown St.)	Nov. 9, 2002
14	Dietrich Lapsley, Indiana St. (Western Ky.)	Oct. 26, 2002
14	Anton McKenzie, Massachusetts (Villanova)	Oct. 19, 2002
14	Aden Smith, Stony Brook (Monmouth)	Oct. 12, 2002
14	Chris Stimmel, Northern Iowa (Ball St.)	Sept. 22, 2001
13	Jeremy Cain, Massachusetts (Kansas St.)	Sept. 13, 2003
13	Mike Adams, Delaware (Villanova)	Nov. 17, 2001

ANNUAL CHAMPIONS

Year	Player, Team	Class	G	Solo	Avg.
2001	Derrick Lloyd, James Madison	Sr.	11	94	8.55
2002	Boomer Grigsby, Illinois St.	So.	11	108	*9.82
2003	Brian Hulea, Villanova	Jr.	11	101	9.18

*Record.

Tackles for Loss

CAREER TACKLES FOR LOSS PER GAME

(Min. 20 Tackles For Loss; Player must have concluded his career)

Player, Team	Years	G	Solo	Ast	Total	Avg.
Sherrad Coates, Western Ky.	2000-02	40	67	0	*67.0	*1.7
Mike O'Brien, Western Ill.	2000-03	35	54	0	54.0	1.5
Valdamar Brower, Massachusetts	2000-03	46	63	0	63.0	1.4
Lee Russell, Western Ill.	2000-03	48	58	0	58.0	1.2
Doran Davis, Massachusetts	2000-03	34	40	0	40.0	1.2
Dante Balestracci, Harvard	2000-03	38	42	0	42.0	1.1
Josh Cain, Chattanooga	2000-02	34	37	0	37.0	1.1
Aaron DeBerry, Liberty	2000-03	42	45	0	45.0	1.1
Erik Dandy, Western Ky.	2000-03	45	45	0	45.0	1.0
K.T. Stovall, Appalachian St.	2000-03	50	40	18	49.0	1.0
Tim Bush, Montana	2000-03	48	40	9	44.5	0.9
Philip Polony, Duquesne	2000-03	44	37	0	37.0	0.8
Steve Lhotak, Pennsylvania	2000-03	36	28	1	28.5	0.8
Matt Mitchell, Northern Iowa	2000-03	46	36	0	36.0	0.8

*Record.

SEASON TACKLES FOR LOSS PER GAME

Player, Team	Year	G	Solo	Ast.	Total	Avg.
Steve Baggs, Bethune-Cookman	†2003	12	28	16	*36.0	*3.00
Robert Mathis, Alabama A&M	†2002	11	30	1	30.5	2.77
Odain Mitchell, Sacred Heart	2002	10	20	11	25.5	2.55
Joseph Crear, Mississippi Val.	2002	11	27	2	28.0	2.55
Leonard Mack, Texas Southern	2002	11	25	5	27.5	2.50
Jamal Najji, Norfolk St.	2002	11	23	8	27.0	2.45
Andy Petek, Montana	†2000	11	27	0	27.0	2.45
D.J. Bleisath, Tennessee Tech	†2001	10	24	0	24.0	2.40
Isaac Hilton, Hampton	2002	12	27	3	28.5	2.38
Steve Watson, Southwest Mo. St.	2002	9	21	0	21.0	2.33
Brady Fosmark, Weber St.	2003	9	18	5	20.5	2.28
Michale Spicer, Western Caro.	2002	11	24	2	25.0	2.27
Jonathan Friend, Illinois St.	2002	11	25	0	25.0	2.27

*Record. †National champion.

CAREER TACKLES FOR LOSS

Player, Team	Years	G	Solo	Ast.	Total
Sherrad Coates, Western Ky.	2000-02	40	67	0	*67.0
Valdamar Brower, Massachusetts	2000-03	46	63	0	63.0
Lee Russell, Western Ill.	2000-03	48	58	0	58.0

Player, Team	Years	G	Solo	Ast.	Total
Mike O'Brien, Western Ill.	2000-03	35	54	0	54.0
K.T. Stovall, Appalachian St.	2000-03	50	40	18	49.0
Aaron DeBerry, Liberty	2000-03	42	45	0	45.0
Erik Dandy, Western Ky.	2000-03	45	45	0	45.0
Tim Bush, Montana	2000-03	48	40	9	44.5
Dante Balestracci, Harvard	2000-03	38	42	0	42.0
Dorna Davis, Massachusetts	2000-03	34	40	0	40.0
Ryan Tennis, Davidson	2000-02	29	34	9	38.5
Darryl Childers, Davidson	2000-03	40	36	2	37.0
Philip Polony, Duquesne	2000-03	44	37	0	37.0
Josh Cain, Chattanooga	2000-02	34	37	0	37.0
Matt Mitchell, Northern Iowa	2000-03	46	36	0	36.0

*Record.

SEASON TACKLES FOR LOSS

Player, Team	Year	G	Solo	Ast.	Total
Steve Baggs, Bethune-Cookman	†2003	12	28	16	*36.0
Sherrad Coates, Western Ky.	2002	15	31	0	31.0
Robert Mathis, Alabama A&M	†2002	11	30	1	30.5
Isaac Hilton, Hampton	2002	12	27	3	28.5
Joseph Crear, Mississippi Val.	2002	11	27	2	28.0
Leonard Mack, Texas Southern	2002	11	25	5	27.5
Jamal Najji, Norfolk St.	2002	11	23	8	27.0
Anthony Jones, Wofford	2002	12	26	2	27.0
Andy Petek, Montana	†2000	11	27	0	27.0
Shawn Johnson, Delaware	2003	16	22	8	26.0
Steve Baggs, Bethune-Cookman	2002	13	25	2	26.0
Matt Palmer, East Tenn. St.	2003	12	22	7	25.5
Odain Mitchell, Sacred Heart	2002	10	20	11	25.5

*Record. †National champion.

SINGLE-GAME TACKLES FOR LOSS (Since 2000)

TFL	Player, Team (Opponent)	Date
8.0	Sherrad Coates, Western Ky. (Indiana St.)	Oct. 26, 2002
7.0	Greg Pitts, Texas St. (Texas Southern)	Sept. 21, 2002
6.0	Lee Basinger, Wofford (N.C. A&T)	Nov. 29, 2003
6.0	Chad Kincaid, Western Ky. (Youngstown St.)	Nov. 15, 2003
6.0	Erik Dandy, Western Ky. (Southern Ill.)	Nov. 1, 2003
6.0	Jerame Southern, James Madison (Hofstra)	Sept. 20, 2003
6.0	Michael Young, Nicholls St. (Bethel [Tenn.])	Aug. 28, 2003
6.0	Valdamar Brower, Massachusetts (Rhode Island)	Nov. 17, 2001
6.0	Eric Allen, Tennessee Tech (Eastern Ill.)	Nov. 21, 2000
5.5	Brady Fosmark, Weber St. (Eastern Wash.)	Sept. 27, 2003
5.5	Isaac Hilton, Hampton (Howard)	Sept. 13, 2003
5.0	Colby Khuns, Fordham (Towson)	Nov. 22, 2003
5.0	Steven Nance, Towson (Albany [N.Y.])	Nov. 15, 2003
5.0	Aaron DeBerry, Liberty (Charleston So.)	Nov. 1, 2003
5.0	Paul White, Hampton (Florida A&M)	Nov. 1, 2003
5.0	Steve Baggs, Bethune-Cookman (N.C. A&T)	Nov. 1, 2003
5.0	Darrell Adams, Villanova (Massachusetts)	Oct. 25, 2003
5.0	Matt Palmer, East Tenn. St. (Furman)	Oct. 25, 2003
5.0	Robert Watson, Texas Southern (Mississippi Val.)	Oct. 25, 2003
5.0	Kevin Mack, Southern U. (Alcorn St.)	Oct. 25, 2003
5.0	Carlos Stephens, Northwestern St. (Texas St.)	Oct. 18, 2003
5.0	Johnnie Sloan, Fla. Atlantic (Youngstown St.)	Sept. 20, 2003
5.0	Brendan Summers, James Madison (Hofstra)	Sept. 20, 2003
5.0	Odi Anyanwu, Morehead St. (Dayton)	Sept. 6, 2003
5.0	Kyle Mitchell, Indiana St. (Illinois St.)	Nov. 16, 2002
5.0	Kyle Mitchell, Indiana St. (Western Mich.)	Aug. 29, 2002
5.0	Phil Tolliver, Stony Brook (St. John's [N.Y.])	Sept. 21, 2001

ANNUAL CHAMPIONS

Year	Player, Team	G	Solo	Ast.	Total	Avg.
2000	Andy Petek, Montana	11	27	0	27.0	2.45
2001	D.J. Bleisath, Tennessee Tech	10	24	0	24.0	2.40
2002	Robert Mathis, Alabama A&M	11	30	1	30.5	2.77
2003	Steve Baggs, Bethune-Cookman	12	28	16	*36.0	*3.00

*Record.

Pass Sacks

CAREER PASS SACKS PER GAME

(Min. 15 Pass Sacks; Player must have concluded his career)

Player, Team	Years	G	Solo	Ast.	Total	Avg.
Sherrad Coates, Western Ky.	2000-02	40	29	0	29.0	*0.73
Tim Bush, Montana	2000-03	48	28	7	*31.5	0.66
Matt Mitchell, Northern Iowa	2000-03	46	30	0	30.0	0.65
Ryan Tennis, Davidson	2000-02	29	14	8	18.0	0.62
K.T. Stovall, Appalachian St.	2000-03	50	28	5	30.5	0.61

Player, Team	Years	G	Solo	Ast.	Total	Avg.
Stephen Cooper, Maine	2000-02	33	19	2	20.0	0.61
Keith O'Neil, Northern Ariz.	2000-02	33	20	0	20.0	0.60
Darryl Childers, Davidson	2000-03	40	21	4	23.0	0.58
Dennis Dotin-Carter, Maine	2000-03	43	21	6	24.0	0.56
Steve Lhotak, Pennsylvania	2000-03	36	19	0	19.0	0.53
Aaron DeBerry, Liberty	2000-03	42	22	0	22.0	0.52
Valdamar Brower, Massachusetts	2000-03	46	22	4	24.0	0.52
Philip Polony, Duquesne	2000-03	44	22	1	22.5	0.51
Jon Drummond, Western Ky.	2000-02	40	20	0	20.0	0.50
Dante Balestracci, Harvard	2000-03	38	16	0	16.0	0.42

*Record.

SEASON PASS SACKS PER GAME

Player, Team	Year	G	Solo	Ast.	Total	Avg.
Andrew Hollingsworth, Towson	†2000	9	16	2	17.0	*1.89
Robert Mathis, Alabama A&M	†2002	11	19	2	*20.0	1.82
Andy Petek, Montana	2000	11	19	0	19.0	1.73
Odain Mitchell, Sacred Heart	2002	10	13	6	16.0	1.60
Jared Allen, Idaho St.	†2003	12	16	3	17.5	1.46
Brady Fosmark, Weber St.	2003	9	11	3	12.5	1.39
Joseph Crear, Mississippi Val.	2002	11	13	3	14.5	1.32
Mike Foster, Drake	2000	10	13	0	13.0	1.30
Kevin Fales, Iona	2003	11	13	2	14.0	1.27
Steve Baggs, Bethune-Cookman	2003	12	13	4	15.0	1.25
Renald Williams, Hofstra	2002	12	15	0	15.0	1.25
Anthony Jones, Wofford	2002	12	13	3	14.5	1.21
Ray Robinson, Illinois St.	2003	12	14	0	14.0	1.17
Marc Laborsky, Harvard	†2001	9	9	2	10.0	1.11
Jamal Najji, Norfolk St.	2002	11	12	0	12.0	1.09

*Record. †National champion.

CAREER PASS SACKS

Player, Team	Years	G	Solo	Ast.	Total
Tim Bush, Montana	2000-03	48	28	7	*31.5
K.T. Stovall, Appalachian St.	2000-03	50	28	5	30.5
Matt Mitchell, Northern Iowa	2000-03	46	30	0	30.0
Sherrad Coates, Western Ky.	2000-02	40	29	0	29.0
Valdamar Brower, Massachusetts	2000-03	46	22	4	24.0
Dennis Dotin-Carter, Maine	2000-03	43	21	6	24.0
Darryl Childers, Davidson	2000-03	40	21	4	23.0
Philip Polony, Duquesne	2000-03	44	22	1	22.5
Aaron DeBerry, Liberty	2000-03	42	22	0	22.0
John Perrigo, Northern Ariz.	2001-03	36	21	0	21.0
Keith O'Neil, Northern Ariz.	2000-02	33	20	0	20.0
Jon Drummond, Western Ky.	2000-02	40	20	0	20.0
Stephen Cooper, Maine	2000-02	33	19	2	20.0

*Record.

SEASON TOTAL PASS SACKS

Player, Team	Year	G	Solo	Ast.	Total
Robert Mathis, Alabama A&M	†2002	11	19	2	*20.0
Andy Petek, Montana	2000	11	19	0	19.0
Jared Allen, Idaho St.	†2003	12	16	3	17.5
Andrew Hollingsworth, Towson	†2000	9	16	2	17.0
Odain Mitchell, Sacred Heart	2002	10	13	6	16.0
Steve Baggs, Bethune-Cookman	2003	12	13	4	15.0
Renald Williams, Hofstra	2002	12	15	0	15.0
Joseph Crear, Mississippi Val.	2002	11	13	3	14.5
Anthony Jones, Wofford	2002	12	13	3	14.5
Kevin Fales, Iona	2003	11	13	2	14.0
Ray Robinson, Illinois St.	2003	12	14	0	14.0
Shawn Johnson, Delaware	2003	16	12	3	13.5
Tim Bush, Montana	2002	13	11	4	13.0
Sherrad Coates, Western Ky.	2002	15	13	0	13.0
Mike Foster, Drake	2000	10	13	0	13.0

*Record. †National champion.

SINGLE-GAME PASS SACKS

(Since 2000)

PS	Player, Team (Opponent)	Date
5.0	Maurice Troutman, Ark.-Pine Bluff (Mississippi Val.)	Sept. 6, 2003
4.5	Steve Lhotak, Pennsylvania (Harvard)	Nov. 15, 2003
4.5	Tyree Broden, McNeese St. (Sam Houston St.)	Oct. 25, 2003
4.5	Michael Young, Nicholls St. (Bethel [Tenn.])	Aug. 28, 2003
4.0	Kory Lothe, Eastern Ill. (Tennessee Tech)	Nov. 8, 2003
4.0	Aaron DeBerry, Liberty (Charleston So.)	Nov. 1, 2003
4.0	Marcus White, Murray St. (Eastern Ky.)	Nov. 1, 2003
4.0	Ryan Roth, Southeast Mo. St. (Eastern Ky.)	Oct. 18, 2003
4.0	Erik Yngstrom, Monmouth (Iona)	Oct. 4, 2003
4.0	Andre Plummer, Tenn.-Martin (Tennessee Tech)	Oct. 4, 2003
4.0	Valdamar Brower, Massachusetts (American Int'l)	Sept. 14, 2002

PS	Player, Team (Opponent)	Date
4.0	C.J. Carroll, Texas St. (Sam Houston St.)	Nov. 22, 2000
4.0	Bo Henderson, Davidson (San Diego)	Oct. 14, 2000
4.0	Valdamar Brower, Massachusetts (Maine)	Oct. 14, 2000
4.0	Galen Scott, Illinois St. (Indiana St.)	Oct. 14, 2000

ANNUAL CHAMPIONS

Year	Player, Team	G	Solo	Ast.	Total	Avg.
2000	Andrew Hollingsworth, Towson	9	16	2	17.0	*1.89
2001	Marc Laborsky, Harvard	9	9	2	10.0	1.11
2002	Robert Mathis, Alabama A&M	11	19	2	*20.0	1.82
2003	Jared Allen, Idaho St.	12	16	3	17.5	1.46

*Record.

Passes Defended

CAREER PASSES DEFENDED PER GAME

(Min. 20 Passes Defended; Player must have concluded his career)

Player, Team	Years	G	PBU	Int.	Total	Avg.
Bobby Sippio, Western Ky.	2000-01	22	18	15	33	*1.50
Vernell Shaw, Holy Cross	2000-01	17	20	1	21	1.24
Michael Blake, Holy Cross	2000-01	21	20	5	25	1.19
Jay Lyles, Appalachian St.	2000-03	37	35	3	38	1.03
Joseph Jefferson, Western Ky.	2000-01	25	16	7	23	0.92
Devon Goree, Maine	2000-03	31	20	7	27	0.87
Matt Nelson, Wofford	2000-03	48	32	9	*41	0.85
Bobby Heatly, Bethune-Cookman	2000-03	44	37	4	*41	0.84
Justin Sandy, Northern Iowa	2001-03	34	20	7	27	0.79
Dante Balestracci, Harvard	2000-03	38	23	6	29	0.76
David Cusano, Maine	2000-02	32	17	7	24	0.75

*Record.

SEASON PASSES DEFENDED PER GAME

Player, Team	Year	G	PBU	Int.	Total	Avg.
Bobby Sippio, Western Ky.	2000	10	18	9	*27	*2.70
Santino Hall, Texas Southern	2001	10	20	6	26	2.60
Brandon Phillips, Morehead St.	2001	11	21	5	26	2.36
Leigh Bodden, Duquesne	2000	11	17	9	26	2.36
Brandon Phillips, Morehead St.	2002	10	18	5	23	2.30
Charles Byrd, Morehead St.	2003	11	23	2	25	2.27
Jon Ambrose, St. Peter's	2001	11	15	10	25	2.27
Harry Sutton, Iona	2000	11	24	1	25	2.27
Yeremiah Bell, Eastern Ky.	2001	10	16	6	22	2.20
Brian Sawyer, Hampton	2002	12	23	3	26	2.17
Steve Dogmanits, Fairfield	2000	10	10	11	21	2.10
Don Milligan, Fairfield	2000	10	12	9	21	2.10

*Record. †National champion.

CAREER TOTAL PASSES DEFENDED

Player, Team	Years	G	PBU	Int.	Total
Kenny Heatly, Bethune-Cookman	2000-03	44	37	4	*41
Matt Nelson, Wofford	2000-03	48	32	9	*41
Jay Lyles, Appalachian St.	2000-03	37	35	3	38
Benny Sapp, Northern Iowa	2002-03	24	30	7	37
Bobby Sippio, Western Ky.	2000-01	22	18	15	33
Dante Balestracci, Harvard	2000-03	38	23	6	29
Justin Sandy, Northern Iowa	2001-03	34	20	7	27
Devon Goree, Maine	2000-03	31	20	7	27
Willie Hughley, Fla. Atlantic	2002-03	24	18	8	26
Michael Blake, Holy Cross	2000-01	21	20	5	25
Gary Bordelon, Holy Cross	2000-03	30	23	1	24
Aaron Whitaker, Ga. Southern	2001-03	35	19	5	24
David Cusano, Maine	2000-02	32	17	7	24
Derrick Black, Appalachian St.	2002-03	23	19	5	24
James Young, Ga. Southern	2001-03	35	19	4	23
Shannon James, Massachusetts	2002-03	25	15	8	23

*Record.

SEASON TOTAL PASSES DEFENDED

Player, Team	Year	G	PBU	Int.	Total
Bobby Sippio, Western Ky.	2000	10	18	9	*27
Brian Sawyer, Hampton	2002	12	23	3	26
Santino Hall, Texas Southern	2001	10	20	6	26
Brandon Phillips, Morehead St.	2001	11	21	5	26
Leigh Bodden, Duquesne	2000	11	17	9	26
Charles Byrd, Morehead St.	2003	11	23	2	25
Jon Ambrose, St. Peter's	2001	11	15	10	25
Harry Sutton, Iona	2000	11	24	1	25
Brandon Phillips, Morehead St.	2002	10	18	5	23
Gary Johnson, Villanova	2001	11	21	2	23
Kenny Heatly, Bethune-Cookman	2003	12	21	1	22
Scott Cunningham, Tennessee St.	2002	12	19	3	22
Antwan Hill, Alabama St.	2002	12	12	10	22
Yeremiah Bell, Eastern Ky.	2001	10	16	6	22
LeVar Greene, Youngstown St.	2001	11	15	7	22

*Record. †National champion.

SINGLE-GAME PASSES DEFENDED

(Since 2000)

PD	Player, Team (Opponent)	Date
6	James Young, Ga. Southern (Bethune-Cookman)	Nov. 30, 2002
6	Marcus Gray, Norfolk St. (Florida A&M)	Oct. 26, 2002
6	Sam Young, Illinois St. (Youngstown St.)	Oct. 7, 2000
5	A.J. Bryant, Ga. Southern (Chattanooga)	Sept. 27, 2003
5	Sidney Haugabrook, Delaware (Northeastern)	Sept. 29, 2001
4	Matt Nelson, Wofford (Western Ky.)	Dec. 6, 2003
4	Jesse Patterson, Georgetown (Monmouth)	Sept. 20, 2003
4	Bobby Boyer, Massachusetts (Maine)	Sept. 20, 2003
4	Justin Sandy, Northern Iowa (Southwest Mo. St.)	Nov. 16, 2002
4	Mitchell Fitzhugh, Portland St. (Weber St.)	Oct. 12, 2001
4	Jeremy Robinson, Massachusetts (New Haven)	Sept. 23, 2000
3	By many players	

ANNUAL CHAMPIONS

Year	Player, Team	G	PBU	Int.	Total	Avg.
2000	Bobby Sippio, Western Ky.	10	18	9	*27	*2.70
2001	Santino Hall, Texas Southern	10	20	6	26	2.60
2002	Brandon Phillips, Morehead St.	10	18	5	23	2.30
2003	Charles Byrd, Morehead St.	11	23	2	25	2.27

*Record.

Forced Fumbles

CAREER FORCED FUMBLES PER GAME

(Min. 20 Games Played; Player must have concluded his career)

Player, Team	Years	G	FF	Avg.
Sherrrod Coates, Western Ky.	2000-02	40	*13	*0.33
Lee Russell, Western Ill.	2000-03	48	10	0.21
Brendan Curry, Maine	2000-02	34	7	0.21
K.T. Stovall, Appalachian St.	2000-03	50	10	0.20
Eric Speron, Georgetown	2000-01	21	4	0.19
Keith O'Neil, Northern Ariz.	2000-02	33	6	0.18
Ryan Tennis, Davidson	2000-02	29	5	0.17
Matt McFadden, Weber St.	2000-03	41	7	0.17
Anton McKenzie, Massachusetts	2000-03	42	7	0.17
Matt Mitchell, Northern Iowa	2000-03	46	7	0.15
Marcus Green, Portland St.	2000-02	33	5	0.15
Steve Lohotak, Pennsylvania	2000-03	36	5	0.14
Mark Kimener, Massachusetts	2000-03	45	6	0.13
Jeremy Cain, Massachusetts	2000-03	45	6	0.13
David Dugan, Holy Cross	2000-03	33	4	0.12

*Record.

SEASON FORCED FUMBLES PER GAME

Player, Team	Year	G	FF	Avg.
Robert Mathis, Alabama A&M	2002	11	*10	*0.91
Nick Ricks, Eastern Ill.	2002	12	7	0.58
Andy Petek, Montana	2000	11	6	0.55
Jared Allen, Idaho St.	2003	12	6	0.50
Steve Baggs, Bethune-Cookman	2003	12	6	0.50
Tim Heaney, Wagner	2003	10	5	0.50
Lee Basinger, Wofford	2002	12	6	0.50
Raleigh Robinson, Davidson	2002	10	5	0.50
Ryan Arnold, Northern Iowa	2003	13	6	0.46
Tyrone Greenwood, Delaware St.	2003	11	5	0.45
Wesley Erbe, Lafayette	2003	11	5	0.45
Eugene Boyd, Illinois St.	2002	11	5	0.45
Steve Boyer, Richmond	2002	11	5	0.45
Quinten Swain, Fla. Atlantic	2002	11	5	0.45
Jeran Crawford, St. Peter's	2001	11	5	0.45
Jamison Young, Villanova	2001	11	5	0.45
C.J. Carroll, Texas St.	2000	11	5	0.45
Franco Madafari, Duquesne	2000	11	5	0.45

*Record. †National champion.

CAREER TOTAL FORCED FUMBLES

Player, Team	Years	G	FF
Sherrrod Coates, Western Ky.	2000-02	40	*13
Lee Russell, Western Ill.	2000-03	48	10
K.T. Stovall, Appalachian St.	2000-03	50	10
Quinten Swain, Fla. Atlantic	2002-03	25	7
Lee Basinger, Wofford	2001-03	35	7
Matt McFadden, Weber St.	2000-03	41	7
Anton McKenzie, Massachusetts	2000-03	42	7
Matt Mitchell, Northern Iowa	2000-03	46	7
Brendan Curry, Maine	2000-02	34	7
Raleigh Robinson, Davidson	2002-03	29	6
Keith O'Neil, Northern Ariz.	2000-02	33	6
Darryl Childers, Davidson	2000-03	40	6
Ryan Arnold, Northern Iowa	2001-03	27	6
Mark Kimener, Massachusetts	2000-03	45	6
Jeremy Cain, Massachusetts	2000-03	45	6

*Record.

SEASON TOTAL FORCED FUMBLES

Player, Team	Year	G	FF
Robert Mathis, Alabama A&M.....	†2002	11	*10
Nick Ricks, Eastern Ill.	2002	12	7
Jared Allen, Idaho St.....	†2003	12	6
Steve Baggs, Bethune-Cookman	†2003	12	6
Ryan Arnold, Northern Iowa.....	2003	13	6
Lee Basinger, Wofford	2002	12	6
Andy Petek, Montana	†2000	11	6
Tim Heaney, Wagner	†2003	10	5
Wesley Erbe, Lafayette.....	2003	11	5
Tyrone Greenwood, Delaware St.	2003	11	5
Mario Williams, Gardner-Webb.....	2003	12	5
Raleigh Robinson, Davidson	2002	10	5
Eugene Boyd, Illinois St.	2002	11	5
Steve Boyer, Richmond.....	2002	11	5
Quinten Swain, Fla. Atlantic.....	2002	11	5
Jeran Crawford, St. Peter's	†2001	11	5
Jamison Young, Villanova.....	†2001	11	5
Chad Dewberry, Eastern Ky.	2002	12	5
Zac Prewitt, Morehead St.	2002	12	5
Vince Huntsberger, Montana	2001	12	5
C.J. Carroll, Texas St.	†2000	11	5
Franco Madafari, Duquesne	†2000	11	5

*Record. †National champion.

SINGLE-GAME FORCED FUMBLES

(Since 2000)

FF	Player, Team (Opponent)	Date
3	Lee Basinger, Wofford (Elon)	Nov. 23, 2002
3	Sterling Rogers, Texas St. (Portland St.)	Oct. 6, 2001
2	Ryan Arnold, Northern Iowa (Delaware)	Dec. 6, 2003
2	Justin Sandy, Northern Iowa (Montana St.)	Nov. 29, 2003
2	Mondoe Davis, Delaware (Massachusetts)	Nov. 15, 2003
2	Colin Christopher, Massachusetts (Northeastern)	Nov. 1, 2003
2	Mike Ziccardi, Massachusetts (New Hampshire)	Oct. 4, 2003
2	Matt Mitchell, Northern Iowa (Stephen F. Austin)	Sept. 18, 2003
2	Antoine Bullock, Duquesne (Butler)	Sept. 13, 2003
2	Tolo Tuitele, Portland St. (Montana St.)	Nov. 16, 2002
2	Carl Kearney, Ga. Southern (Furman)	Nov. 9, 2002
2	Matt Jenkins, Portland St. (Sacramento St.)	Oct. 19, 2002
2	Benny Sapp, Northern Iowa (Youngstown St.)	Oct. 19, 2002
2	Steve Costello, Massachusetts (Richmond)	Oct. 5, 2002
2	Jarvis Phillips, Northern Iowa (Western Ky.)	Oct. 5, 2002
2	Travis Belden, Pennsylvania (Lehigh)	Sept. 28, 2002
2	Ben Koller, Holy Cross (Army)	Sept. 7, 2002
2	Matt McFadden, Weber St. (Idaho St.)	Oct. 27, 2001
2	Jason Boehlke, Northern Iowa (Ball St.)	Sept. 22, 2001
2	Compton Webster, Massachusetts (New Hampshire)	Oct. 28, 2000

ANNUAL CHAMPIONS

Year	Player, Team	G	FF	Avg.
2000	Tommy Swindell, Jacksonville.....	11	†9	0.82
	C.J. Carroll, Southwest Tex. St.	11	†9	0.82
	Andy Petek, Montana.....	11	†9	0.82

†Prior to 2001, the total was forced fumbles plus fumbles recovered. Beginning in 2001, FF was forced fumbles only.

2001	Jeran Crawford, St. Peter's	11	5	0.45
	Jamison Young, Villanova.....	11	5	0.45
2002	Robert Mathis, Alabama A&M.....	11	*10	*0.91
2003	Jared Allen, Idaho St.....	12	6	0.50
	Steve Baggs, Bethune-Cookman	12	6	0.50
	Tim Heaney, Wagner	10	5	0.50

Punting

CAREER AVERAGE

(Minimum 150 Punts; Player must have concluded his career)

Player, Team	Years	No.	Yards	Long	Avg.
Mark Gould, Northern Ariz.	2000-03	211	9,443	78	*44.8
Pumpy Tudors, Chattanooga.....	1989-91	181	8,041	79	44.4
Case de Bruijn, Idaho St.	1978-81	256	11,184	76	43.7
Mike Scifres, Western Ill.	1999-02	203	8,842	89	43.6
Terry Belden, Northern Ariz.	1990-93	225	9,760	76	43.4
Chad Stanley, Stephen F. Austin	1996-98	178	7,709	79	43.3
George Cimadevilla, East Tenn. St.	1983-86	225	9,676	72	43.0
Harold Alexander, Appalachian St.	1989-92	259	11,100	78	42.9
Ken Hinsley, Western Caro.	1995-98	199	8,512	85	42.8
Brad Costello, Boston U.	1995-97	193	8,206	73	42.5
John Christopher, Morehead St.	1979-82	298	12,633	62	42.4
Matthew Peot, Montana St.	1997-99	155	6,578	61	42.4
Colin Godfrey, Tennessee St.	1989-92	213	9,012	69	42.3



Northern Arizona's Mark Gould's career punting average of 44.8 yards ranks first in Division I-AA.

Player, Team	Years	No.	Yards	Long	Avg.
Bret Wright, Southeastern La.	1981-83	165	6,963	66	42.2
Jeff Kaiser, Idaho St.	1982-84	156	6,571	88	42.1
Greg Davis, Citadel.....	1983-86	263	11,076	81	42.1
Mark Royals, Appalachian St.	1983-85	223	9,372	67	42.0

*Record.

SEASON AVERAGE

(Qualifiers for Championship)

Player, Team	Year	No.	Yards	Avg.
Mark Gould, Northern Ariz.	†2002	62	2,987	*48.2
Mike Scifres, Western Ill.	2002	53	2,545	48.0
Brent Barth, VMI.....	2002	64	3,032	47.4
Harold Alexander, Appalachian St.	†1991	64	3,009	47.0
Chad Stanley, Stephen F. Austin.....	†1998	58	2,703	46.6
Eddie Johnson, Idaho St.	†2001	49	2,270	46.3
Eddie Johnson, Idaho St.	2002	51	2,357	46.2
Terry Belden, Northern Ariz.	†1993	59	2,712	46.0
Case de Bruijn, Idaho St.	†1981	42	1,928	45.9
Colin Godfrey, Tennessee St.	†1990	57	2,614	45.9
Barry Cantrell, Fordham.....	†1997	65	2,980	45.9
Matthew Peot, Montana St.	†1999	48	2,195	45.7
Stuart Dodds, Montana St.	†1979	59	2,689	45.6
Pumpy Tudors, Chattanooga.....	1991	53	2,414	45.5
Graham Whitlock, Gardner-Webb	†2003	57	2,593	45.5
Matt Bushart, Southern U.	1998	50	2,260	45.2
Mark Gagliano, Southern Ill.	†1996	54	2,432	45.0
Mark Gould, Northern Ariz.	2003	58	2,610	45.0
Paul Asbury, Texas St.	1990	39	1,749	44.9
Brian Bivens, Murray St.	1999	43	1,926	44.8
Tom Sugg, Idaho.....	1991	53	2,371	44.7
Chad Stanley, Stephen F. Austin.....	1997	62	2,771	44.7
Mike Rice, Montana	†1985	62	2,771	44.7
Case de Bruijn, Idaho St.	1979	73	3,261	44.7
George Cimadevilla, East Tenn. St.	1985	66	2,948	44.7
Greg Davis, Citadel.....	†1986	61	2,723	44.6
Pumpy Tudors, Chattanooga.....	1990	63	2,810	44.6
Pat Velarde, Marshall	†1983	64	2,852	44.6
Nate McKinney, Appalachian St.	2003	74	3,294	44.5
Ken Hinsley, Western Caro.	1998	57	2,536	44.5
Bart Bradley, Sam Houston St.	1986	44	1,957	44.5
Harold Alexander, Appalachian St.	†1992	55	2,445	44.5
Curtis Moody, Texas Southern.....	1985	64	2,844	44.4
Jesse Nicassio, Eastern Wash.....	2003	53	2,354	44.4
Mike Leach, William & Mary	1998	45	1,997	44.4
Terry Belden, Northern Ariz.	1991	43	1,908	44.4
Brad Costello, Boston U.	1997	73	3,239	44.4
Terry Belden, Northern Ariz.	1992	59	2,614	44.3
Bret Wright, Southeastern La.	1983	66	2,923	44.3
George Cimadevilla, East Tenn. St.	1986	65	2,876	44.2

Northern Arizona Sports Information

DIVISION I-AA

Player, Team	Year	No.	Yards	Avg.
Ryan Klaus, Sam Houston St.	1998	72	3,182	44.2
David Beckford, Alabama St.	†2000	48	2,121	44.2
Ken Hinsley, Western Caro.	1997	46	2,032	44.2
Steve Thorns, Sacramento St.	1997	66	2,907	44.1
Matt Evans, Princeton	1998	54	2,377	44.0

*Record. †National champion.

ANNUAL CHAMPIONS

Year	Player, Team	Class	No.	Yards	Avg.
1978	Nick Pavich, Nevada	So.	47	1,939	41.3
1979	Stuart Dodds, Montana St.	Sr.	59	2,689	45.6
1980	Case de Bruijn, Idaho St.	Jr.	67	2,945	44.0
1981	Case de Bruijn, Idaho St.	Sr.	42	1,928	45.9
1982	John Christopher, Morehead St.	Sr.	93	4,084	43.9
1983	Pat Velarde, Marshall	Sr.	64	2,852	44.6
1984	Steve Kornegay, Western Caro.	Jr.	49	2,127	43.4
1985	Mike Rice, Montana	Jr.	62	2,771	44.7
1986	Greg Davis, Citadel	Sr.	61	2,723	44.6
1987	Eric Stein, Eastern Wash.	Sr.	74	3,193	43.2
1988	Mike McCabe, Illinois St.	Sr.	69	3,042	44.1
1989	Pumpy Tudors, Chattanooga	So.	65	2,817	43.3
1990	Colin Godfrey, Tennessee St.	So.	57	2,614	45.9
1991	Harold Alexander, Appalachian St.	Jr.	64	3,009	47.0
1992	Harold Alexander, Appalachian St.	Sr.	55	2,445	44.5
1993	Terry Belden, Northern Ariz.	Sr.	59	2,712	46.0
1994	Scott Holmes, Samford	Jr.	49	2,099	42.8
1995	Kevin O'Leary, Northern Ariz.	Sr.	44	1,881	42.8
1996	Mark Gagliano, Southern Ill.	Sr.	54	2,432	45.0
1997	Barry Cantrell, Fordham	Sr.	65	2,980	45.9
1998	Chad Stanley, Stephen F. Austin	Sr.	58	2,703	46.6
1999	Matthew Peot, Montana St.	Jr.	48	2,195	45.7
2000	David Beckford, Alabama St.	So.	48	2,121	44.2
2001	Eddie Johnson, Idaho St.	Jr.	49	2,270	46.3
2002	Mark Gould, Northern Ariz.	Jr.	62	2,987	*48.2
2003	Graham Whitlock, Gardner-Webb	Jr.	57	2,593	45.5

*Record.

Punt Returns

CAREER AVERAGE

(Minimum 1.2 Returns Per Game; Minimum 30 Returns; Player must have concluded his career)

Player, Team	Years	No.	Yards	Avg.
Willie Ware, Mississippi Val.	1982-85	61	1,003	*16.4
Buck Phillips, Western Ill.	1994-95	40	656	16.4
Tim Egerton, Delaware St.	1986-89	59	951	16.1
Mark Orlando, Towson	1991-94	41	644	15.7



Idaho State's Emery Beckles ranks sixth among Division I-AA career leaders in punt return yards with a 15.1 average.

Player, Team	Years	No.	Yards	Avg.
Joseph Jefferson, Western Ky.	1998-01	53	809	15.3
Emery Beckles, Idaho St.	2002-03	60	903	15.1
Corey Smith, Montana St.	2000-03	63	938	14.9
John Armstrong, Richmond	1984-85	31	449	14.5
Darrick Brown, Maine	1995-98	56	807	14.4
Joey Jamison, Texas Southern	1997-99	88	1,269	14.4
Delvin Joyce, James Madison	1997-00	104	*1,488	14.3
Ricky Pearsall, Northern Ariz.	1994-97	39	546	14.0
Undre Williams, Florida A&M	1995-97	31	429	13.8
Kenny Shedd, Northern Iowa	1989-92	79	1,081	13.7
Chris Berry, Morehead St.	1994-97	37	505	13.7
DeRon Finley, Idaho St.	1998-00	46	639	13.6
Dejuan Alfonzo, Indiana St.	1997-99	40	539	13.5
Dione Tyler, Southeast Mo. St.	1994-95	39	523	13.4
Reggie Barlow, Alabama St.	1992-95	49	645	13.2
Curtis DeLoatch, N.C. A&T	2000-03	87	1,133	13.0
Antonio Veals, Western Ky.	2000-03	70	903	12.9
Joe Fuller, Northern Iowa	1982-85	69	888	12.9
Eric Yarber, Idaho	1984-85	32	406	12.7
Troy Brown, Marshall	1991-92	36	455	12.6
Steve Hadley, Fairfield	1997-00	50	630	12.6
Trumaine Johnson, Grambling	1979-82	53	662	12.5
Kerry Hayes, Western Caro.	1991-94	70	876	12.5
Goree White, Alcorn St.	1993-96	70	902	12.5

*Record.

SEASON AVERAGE

(Minimum 1.2 Returns Per Game and Qualifiers for Championship)

Player, Team	Year	No.	Yards	Avg.
Curtis DeLoatch, N.C. A&T	†2001	20	530	*26.5
Terrence McGee, Northwestern St.	†2000	18	427	23.7
Tim Egerton, Delaware St.	†1988	16	368	23.0
Ryan Priest, Lafayette	†1982	12	271	22.6
Craig Hodge, Tennessee St.	†1987	19	398	21.0
Chris Berry, Morehead St.	†1997	13	273	21.0
Reggie Barlow, Alabama St.	†1995	12	249	20.8
Bashir Livingston, Eastern Wash.	†1998	16	333	20.8
John Armstrong, Richmond	†1985	19	391	20.6
KaRon Coleman, Stephen F. Austin	†1999	17	348	20.5
Mark Orlando, Towson	†1994	19	377	19.8
Willie Ware, Mississippi Val.	†1984	19	374	19.7
Buck Phillips, Western Ill.	1994	24	464	19.3
James Norris, Western Ill.	†2003	15	287	19.1
Junior Adams, Montana St.	2001	20	381	19.1
Zuriel Smith, Hampton	†2002	27	500	18.5
Mark Hurt, Alabama St.	1988	10	185	18.5
Howard Huckaby, Florida A&M	1988	26	478	18.4
Ashley Ambrose, Mississippi Val.	†1991	28	514	18.4
Quincy Miller, South Carolina St.	†1992	17	311	18.3
Barney Bussey, South Carolina St.	†1981	14	255	18.2
Willie Ware, Mississippi Val.	1985	31	561	18.1
Chris Darrington, Weber St.	†1986	16	290	18.1
Kerry Lawyer, Boise St.	1992	18	325	18.1
Ryan Jones, Dayton	2001	23	415	18.0
Drew Haddad, Buffalo	1998	23	410	17.8
Zuriel Smith, Hampton	2001	29	514	17.7
Kenny Shedd, Northern Iowa	1992	27	477	17.7
Claude Mathis, Texas St.	1995	20	352	17.6
Clarence Alexander, Mississippi Val.	1986	22	380	17.3
Henry Richard, La.-Monroe	†1989	15	258	17.2
Joseph Jefferson, Western Ky.	2001	22	377	17.1
Ray Marshall, St. Peter's	†1993	10	171	17.1
Rich Musinski, William & Mary	2001	17	290	17.1
Delvin Joyce, James Madison	1997	17	289	17.0

*Record. †National champion.

ANNUAL CHAMPIONS

Year	Player, Team	Class	No.	Yards	Avg.
1978	Ray Smith, Northern Ariz.	Sr.	13	181	13.9
1979	Joseph Markus, Connecticut	Fr.	17	219	12.9
1980	Trumaine Johnson, Grambling	So.	†13	226	17.4
1981	Barney Bussey, South Carolina St.	So.	14	255	18.2
1982	Ryan Priest, Lafayette	Fr.	12	271	22.6
1983	Joe Fuller, Northern Iowa	So.	22	344	15.6
1984	Willie Ware, Mississippi Val.	Jr.	19	374	19.7
1985	John Armstrong, Richmond	Sr.	19	391	20.6
1986	Chris Darrington, Weber St.	Sr.	16	290	18.1
1987	Craig Hodge, Tennessee St.	Sr.	19	398	21.0
1988	Tim Egerton, Delaware St.	Jr.	16	368	23.0
1989	Henry Richard, La.-Monroe	Jr.	15	258	17.2
1990	Gary Harrell, Howard	Fr.	26	417	16.0
1991	Ashley Ambrose, Mississippi Val.	Sr.	28	514	18.4
1992	Quincy Miller, South Carolina St.	Jr.	17	311	18.3

Year	Player, Team	Class	No.	Yards	Avg.
1993	Roy Marshall, St. Peter's	Jr.	10	171	17.1
1994	Mark Orlando, Towson	Sr.	19	377	19.8
1995	Reggie Barlow, Alabama St.	Sr.	12	249	20.8
1996	Ricky Pearsall, Northern Ariz.	Jr.	29	490	16.9
1997	Chris Berry, Morehead St.	Sr.	13	273	21.0
1998	Bashir Levingston, Eastern Wash.	Sr.	16	333	20.8
1999	KaRon Coleman, Stephen F. Austin	Sr.	17	348	20.5
2000	Terrence McGee, Northwestern St.	So.	18	427	23.7
2001	Curtis DeLoatch, N.C. A&T	So.	20	530	*26.5
2002	Zuriel Smith, Hampton	Sr.	27	500	18.5
2003	James Norris, Western Ill.	Jr.	15	287	19.1

*Record. †Declared champion; with one more return (making 1.3 per game) for zero yards, still would have highest average.

Kickoff Returns

CAREER AVERAGE

(Minimum 1.2 Returns Per Game; Minimum 30 Returns; Player must have concluded his career)

Player, Team	Years	No.	Yards	Avg.
Lamont Brightful, Eastern Wash.	1998-01	65	1,949	*30.0
Troy Brown, Marshall	1991-92	32	950	29.7
Charles Swann, Indiana St.	1989-91	45	1,319	29.3
Craig Richardson, Eastern Wash.	1983-86	71	2,021	28.5
Ramondo North, N.C. A&T	1998-00	48	1,356	28.3
Kenyatta Sparks, Southern U.	1992-95	39	1,100	28.2
Kerry Hayes, Western Caro.	1991-94	73	2,058	28.2
Daryl Holcombe, Eastern Ill.	1986-89	49	1,379	28.1
Dwight Robinson, James Madison	1990-93	51	1,434	28.1
Curtis Chappell, Howard	1984-87	42	1,177	28.0
Leon Brown, Eastern Ky.	1990-93	44	1,230	28.0
Josh Cole, Furman	1993-96	65	1,808	27.8
Tyree Talton, Northern Iowa	1995-98	72	1,999	27.8
Joe Rosato, Duquesne	1994-97	60	1,661	27.7
Marcus Durgin, Samford	1990-93	44	1,218	27.7
Cornelius Turner, Mississippi Val.	1992-94	50	1,379	27.6
Anthony Taylor, Northern Iowa	1992-95	30	821	27.4
Jerry Parrish, Eastern Ky.	1978-81	61	1,668	27.3
Tony James, Eastern Ky.	1982-84	57	1,552	27.2
Ricky Ellis, St. Mary's (Cal.)	1994-96	31	836	27.0
Frank Selto, Idaho St.	1986-87	30	803	26.8
Chris Hickman, La.-Monroe	1991-92	30	798	26.6
Chris Pollard, Dartmouth	1986-88	52	1,376	26.5
Tyrone Butterfield, Tennessee St.	1997-98	44	1,164	26.5
John Jarvis, Howard	1986-88	39	1,031	26.4
Ronald Scott, Southern U.	1982-85	38	1,003	26.4
Vernon Williams, Eastern Wash.	1986-88	40	1,052	26.3
Rob Tesch, Montana St.	1989-92	50	1,317	26.3
Rick Sarille, Wagner	\$1995-99	64	1,682	26.3
Steve Ortman, Pennsylvania	1982-84	31	808	26.1
DaShaun Morris, Delaware St.	2002-03	34	881	25.9
John Armstrong, Richmond	1984-85	32	826	25.8
Renard Coleman, Montana	1985-88	57	1,465	25.7
Michael Haynes, Northern Ariz.	1986-87	36	925	25.7
Jeb Dougherty, San Diego	1993-96	62	1,589	25.6
Kevin Gainer, Bethune-Cookman	1988-90	42	1,070	25.5
Mareno Philyaw, Troy St.	1996-99	32	816	25.5
Archie Herring, Youngstown St.	1987-90	79	2,005	25.4
Joey Jamison, Texas Southern	1997-99	50	1,266	25.3
Andre Raymond, Eastern Ill.	2000-03	78	1,968	25.2
Kenny Shedd, Northern Iowa	1989-92	54	1,359	25.2
Brian Westbrock, Villanova	1997-98, 00-01	91	2,289	25.2
Damon Boddie, Montana	1993-94	49	1,232	25.1
Orshawante Bryant, Portland St.	1997-00	72	1,806	25.1
Jerry Azumah, New Hampshire	1995-98	41	1,025	25.0
Joey Stockton, Western Ky.	1994-97	87	2,175	25.0

*Record. \$See Page 10 for explanation.

SEASON AVERAGE

(Minimum 1.2 Returns Per Game and Qualifiers for Championship)

Player, Team	Year	No.	Yards	Avg.
David Fraterigo, Canisius	†1993	13	485	*37.3
Brian Bratton, Furman	†2001	14	521	37.2
Kerry Hayes, Western Caro.	1993	16	584	36.5
Cordell Roane, Richmond	†1999	13	470	36.2
Ryan Zimpleman, Butler	†1998	28	972	34.7
Craig Richardson, Eastern Wash.	†1984	21	729	34.7
Randy Moss, Marshall	†1996	14	484	34.6
Avion Black, Tennessee St.	1999	23	786	34.2
Lamont Brightful, Eastern Wash.	1999	26	882	33.9
Errin Hatwood, St. John's (N.Y.)	†1994	12	401	33.4
Marcus Durgin, Samford	†1992	15	499	33.3
Corey Smith, Montana St.	†2003	20	664	33.2
Richard Holland, VMI	†2000	19	628	33.1
Rory Lee, Western Ill.	1993	16	527	32.9
Corey Alexander, Texas Southern	†2002	19	615	32.4
Chris Crawford, Nicholls St.	2003	20	646	32.3
Corland Finnegan, Samford	2002	23	741	32.2
Lamont Brightful, Eastern Wash.	2000	15	483	32.2
Dave Meggett, Towson	†1988	13	418	32.2
Josh Cole, Furman	†1995	17	546	32.1
Charles Swann, Indiana St.	†1990	20	642	32.1
Tyree Talton, Northern Iowa	1996	22	703	32.0
Archie Herring, Youngstown St.	1990	18	575	31.9
Dwight Robinson, James Madison	1994	16	510	31.9
Davlin Mullen, Western Ky.	†1982	18	574	31.9
Todd Cleveland, UCF	1994	15	476	31.7
Naylon Albritton, South Carolina St.	1993	15	475	31.7
Jermine Sharp, Southern U.	1995	16	504	31.5
Andy Swafford, Troy St.	†1997	14	440	31.4
Ozzie Young, Valparaiso	1994	17	533	31.4
Danny Copeland, Eastern Ky.	†1986	26	812	31.2
Chris Chappell, Howard	1986	17	528	31.1
Chuck Nwokocha, Harvard	2000	11	341	31.0
Thomas Haskins, VMI	1994	15	464	30.9
Toby Moeves, Morehead St.	2001	17	522	30.7
Dave Loehle, New Hampshire	†1978	15	460	30.7
Paul Ashby, Alabama St.	†1991	17	520	30.6

*Record. †National champion.

ANNUAL CHAMPIONS

Year	Player, Team	Class	No.	Yards	Avg.
1978	Dave Loehle, New Hampshire	Jr.	15	460	30.7
1979	Garry Pearson, Massachusetts	Fr.	12	348	29.0
1980	Danny Thomas, N.C. A&T	Fr.	15	381	25.4
1981	Jerry Parrish, Eastern Ky.	Sr.	18	534	29.7
1982	Davlin Mullen, Western Ky.	Sr.	18	574	31.9
1983	Tony James, Eastern Ky.	Jr.	17	511	30.1
1984	Craig Richardson, Eastern Wash.	So.	21	729	34.7
1985	Rodney Payne, Murray St.	Fr.	16	464	29.0
1986	Danny Copeland, Eastern Ky.	Jr.	26	812	31.2
1987	Howard Huckaby, Florida A&M	So.	20	602	30.1
1988	Dave Meggett, Towson	Sr.	13	418	32.2
1989	Scott Thomas, Liberty	Fr.	13	373	28.7
1990	Charles Swann, Indiana St.	Jr.	20	642	32.1
1991	Paul Ashby, Alabama St.	Jr.	17	520	30.6
1992	Marcus Durgin, Samford	Jr.	15	499	33.3
1993	David Fraterigo, Canisius	Sr.	13	485	*37.3
1994	Errin Hatwood, St. John's (N.Y.)	Sr.	12	401	33.4
1995	Josh Cole, Furman	Jr.	17	546	32.1
1996	Randy Moss, Marshall	Fr.	14	484	34.6
1997	Andy Swafford, Troy St.	Sr.	14	440	31.4
1998	Ryan Zimpleman, Butler	So.	28	972	34.7
1999	Cordell Roane, Richmond	Fr.	13	470	36.2
2000	Richard Holland, VMI	Sr.	19	628	33.1
2001	Brian Bratton, Furman	Fr.	14	521	37.2
2002	Corey Alexander, Texas Southern	So.	19	615	32.4
2003	Corey Smith, Montana St.	Sr.	20	664	33.2

*Record.

All-Purpose Yards

CAREER YARDS PER GAME

(Minimum 3,200 Yards; Player must have concluded his career)

Player, Team	Years	G	Rush	Rcv.	Int.	PR	KOR	Yds.	Yd. PG
Brian Westbrock, Villanova	1997-98, 00-01	44	4,298	2,582	0	343	2,289	*9,512	*216.2
Jerry Azumah, New Hampshire	1995-98	41	6,193	1,153	0	5	1,025	8,376	204.3
Arnold Mickens, Butler	1994-95	20	3,813	47	0	0	87	3,947	197.4
Tim Hall, Robert Morris	1994-95	19	2,908	793	0	0	0	3,701	194.8
Reggie Greene, Siena	1994-97	36	5,415	274	0	53	1,217	6,959	193.3

Player, Team	Years	G	Rush	Rcv.	Int.	PR	KOR	Yds.	Yd. PG
Dave Meggett, Towson	1987-88	18	1,658	788	0	212	745	3,403	189.1
Archie Amerson, Northern Ariz.	1995-96	22	3,196	484	0	0	382	4,062	184.6
Kenny Gamble, Colgate	1984-87	42	5,220	536	0	104	1,763	7,623	181.5
Rick Sarille, Wagner	\$1995-99	41	5,290	365	0	0	1,682	7,337	179.0
Aaron Stecker, Western Ill.	1997-98	20	3,081	427	0	0	0	3,508	175.4
Rich Erenberg, Colgate	1982-83	21	2,618	423	0	268	315	3,624	172.6
Claude Mathis, Texas St.	1994-97	44	4,691	744	0	635	1,353	7,423	168.7
Thomas Haskins, VMI	1993-96	44	5,355	179	0	216	1,661	7,411	168.4
Ozzie Young, Valparaiso	1993-95	29	1,576	1,123	0	418	1,728	4,845	167.1
Fine Unga, Weber St.	1987-88	22	2,298	391	0	7	967	3,663	166.5
Adrian Peterson, Ga. Southern	1998-01	42	*6,559	225	0	0	0	6,784	161.5
Charles Dunn, Portland St.	1998-00	33	4,831	489	0	0	0	5,320	161.2
Gill Fenerty, Holy Cross	1983-85	30	3,618	477	0	1	731	4,827	160.9
Gary Jones, Albany (N.Y.)	2002-03	23	3,033	227	0	0	379	3,639	158.2
Keith Elias, Princeton	1991-93	30	4,208	508	0	0	25	4,741	158.0
Don Wilkerson, Texas St.	1993-94	22	2,356	255	0	83	757	3,451	156.9
Marcel Shipp, Massachusetts	1997-00	43	5,383	932	0	0	392	6,707	156.0
Kito Lockwood, Wagner	1993-95	25	2,576	891	0	0	420	3,887	155.5
Tyrone Butterfield, Tennessee St.	1997-98	22	12	2,182	0	44	1,164	3,402	154.6
Jesse Chatman, Eastern Wash.	1999-01	31	4,173	614	0	0	4	4,791	154.5
Barry Bourassa, New Hampshire	1989-92	39	2,960	1,307	0	306	1,370	5,943	152.4
Javarus Dudley, Fordham	2000-03	47	58	4,197	0	192	2,668	7,115	151.4
Charles Thorp, Western Ill.	1999-00	22	2,834	454	0	23	0	3,311	150.5
Judd Garrett, Princeton	1987-89	30	3,109	1,385	0	0	10	4,510	150.3
Ari Confesor, Holy Cross	2001-03	34	149	2,313	0	489	2,155	5,106	150.2
Treamelle Taylor, Nevada	1987-90	22	0	1,926	0	662	687	3,275	148.9
Troy Brown, Marshall	1991-92	22	138	1,716	0	455	950	3,259	148.1
Andre Garron, New Hampshire	1982-85	30	2,901	809	0	8	651	4,369	145.6
Carl Boyd, Northern Iowa	1983, 85-87	34	2,735	1,987	0	0	183	4,905	144.3
Sean Morey, Brown	1995-98	40	131	3,850	0	9	1,736	5,726	143.2
Donte Small, Duquesne	1998-01	42	4,260	306	0	0	1,426	5,992	142.7
Delvin Joyce, James Madison	1997-00	39	1,261	959	0	*1,488	1,830	5,538	142.0

*Record. \$See Page 10 for explanation.

SEASON YARDS PER GAME

Player, Team	Year	Rush	Rcv.	Int.	PR	KOR	Yds.	Yd. PG
Brian Westbrook, Villanova	†1998	1,046	1,144	0	192	644	*3,026	*275.1
Brian Westbrook, Villanova	†2000	1,220	724	0	0	1,048	2,992	272.0
Brian Westbrook, Villanova	†2001	1,603	658	0	122	440	2,823	256.6
Jerry Azumah, New Hampshire	1998	2,195	218	0	5	308	2,726	247.8
Reggie Greene, Siena	†1996	1,719	50	0	0	337	2,106	234.0
Jesse Chatman, Eastern Wash.	2001	2,096	424	0	0	0	2,520	229.1
Arnold Mickens, Butler	†1994	2,255	7	0	0	0	2,262	226.2
Reggie Greene, Siena	†1997	1,719	50	0	0	158	2,009	223.2
Charles Roberts, Sacramento St.	1998	*2,260	79	0	0	91	2,430	220.9
Archie Amerson, Northern Ariz.	1996	2,079	262	0	0	88	2,429	220.8
Kenny Gamble, Colgate	†1986	1,816	178	0	40	391	2,425	220.5
Reggie Greene, Siena	†1995	1,461	77	0	53	363	1,954	217.1
Stephan Lewis, New Hampshire	2001	1,390	527	0	0	471	2,388	217.1
Johnnie Gray, Weber St.	2001	1,571	446	0	0	369	2,386	216.9
Eddie Conti, Delaware	1998	-2	*1,712	0	156	502	2,368	215.3
Marcel Shipp, Massachusetts	1998	1,949	288	0	0	100	2,337	212.5
Michael Clemons, William & Mary	1986	1,065	516	0	330	423	2,334	212.2
Rick Sarille, Wagner	†1999	1,373	226	0	0	475	2,074	207.4
Tony Vinson, Towson	†1993	2,016	57	0	0	0	2,073	207.3
Derrick Cullors, Murray St.	1995	1,765	312	0	0	201	2,278	207.1
Clarence Matthews, Northwestern St.	1995	1,384	194	0	145	554	2,277	207.0
Claude Mathis, Texas St.	1995	1,286	315	0	352	308	2,261	205.6
Anthony Jordan, Samford	1994	924	400	0	169	767	2,260	205.5
Sean Bennett, Evansville	1997	1,668	260	0	81	34	2,043	204.3
Aaron Stecker, Western Ill.	1997	1,957	288	0	0	0	2,245	204.1
Rich Erenberg, Colgate	†1983	1,883	214	0	126	18	2,241	203.7
Stephan Lewis, New Hampshire	†2002	1,152	419	0	13	645	2,229	202.6
Kenny Bynum, South Carolina St.	1996	1,649	118	0	1	255	2,023	202.3
Jerry Azumah, New Hampshire	1997	1,572	297	0	0	351	2,220	201.8
Charles Roberts, Sacramento St.	1999	2,082	108	0	12	0	2,202	200.2

*Record. †National champion.

CAREER YARDS

Player, Team	Years	Rush	Rcv.	Int.	PR	KOR	Yds.	Yd. PP
Brian Westbrook, Villanova	1997-98, 00-01	4,298	2,582	0	343	2,289	*9,512	9.3
Jerry Azumah, New Hampshire	1995-98	6,193	1,153	0	5	1,025	8,376	7.4
Kenny Gamble, Colgate	1984-87	5,220	536	0	104	1,763	7,623	7.0
Claude Mathis, Texas St.	1994-97	4,691	744	0	635	1,353	7,423	7.0
Thomas Haskins, VMI	1993-96	5,355	179	0	216	1,661	7,411	7.2
Rick Sarille, Wagner	\$1995-99	5,290	365	0	0	1,682	7,337	6.9
Javarus Dudley, Fordham	2000-03	58	4,197	0	192	*2,668	7,115	16.3
Charles Roberts, Sacramento St.	1997-00	6,553	382	0	12	165	7,112	6.0
Reggie Greene, Siena	1994-97	5,415	274	0	53	1,217	6,959	7.1
Adrian Peterson, Ga. Southern	1998-01	*6,559	225	0	0	0	6,784	6.7
Marcel Shipp, Massachusetts	1997-00	5,383	932	0	0	392	6,707	5.7
Donte Small, Duquesne	1998-01	4,260	306	0	0	1,426	5,992	6.4
Rich Lemon, Bucknell	1993-96	4,742	961	0	99	150	5,952	5.2

Player, Team	Years	Rush	Rcv.	Int.	PR	KOR	Yds.	Yd. PP
Barry Bourassa, New Hampshire	1989-92	2,960	1,307	0	306	1,370	5,943	7.5
Pete Mandley, Northern Ariz.	1979-80, 82-83	436	2,598	11	901	1,979	5,925	14.8
Frank Hawkins, Nevada	1977-80	5,333	519	0	0	0	5,852	5.8
Erik Marsh, Lafayette	1991-94	4,834	383	0	76	490	5,783	5.2
Matt Cannon, Southern Utah	1997-00	5,489	236	0	0	17	5,742	7.5
Eddie Conti, Delaware	1994-98	-7	3,496	0	802	1,446	5,737	17.1
Sean Morey, Brown	1995-98	131	3,850	0	9	1,736	5,726	15.7
Andre Raymond, Eastern Ill.	2000-03	2,342	1,256	0	112	1,968	5,678	8.7
Kerry Hayes, Western Caro.	1991-94	5	2,594	0	876	2,058	5,603	*19.1
Jamie Jones, Eastern Ill.	1988-91	3,466	816	0	66	1,235	5,583	6.2
Chris Parker, Marshall	1992-95	4,571	838	0	0	133	5,542	6.5
Delvin Joyce, James Madison	1997-00	1,261	959	0	*1,488	1,830	5,538	9.3
Sherriden May, Idaho	1991-94	3,748	926	0	153	646	5,473	6.9
Louis Ivory, Furman	1998-01	5,353	112	0	0	0	5,465	6.3
Merril Hoge, Idaho St.	1983-86	2,713	1,734	0	1	1,005	5,453	6.6
Orshawante Bryant, Portland St.	1997-00	173	3,449	0	0	1,806	5,428	16.2
Herman Hunter, Tennessee St.	1981-84	1,049	1,129	0	974	2,258	5,410	10.5
Jason Corle, Towson	1996-99	3,601	1,725	0	26	30	5,382	5.5
David Wright, Indiana St.	1992-95	4,181	255	0	0	904	5,340	6.2
Charles Dunn, Portland St.	1998-00	4,831	489	0	0	0	5,320	5.8
Cedric Minter, Boise St.	1977-80	4,475	525	0	49	267	5,316	6.5
Charvez Foger, Nevada	1985-88	4,484	821	0	0	0	5,305	5.7
Garry Pearson, Massachusetts	1979-82	3,859	466	0	0	952	5,277	5.9
John Settle, Appalachian St.	1983-86	4,409	526	0	0	319	5,254	5.3

*Record. †See Page 10 for explanation.

SEASON YARDS

Player, Team	Year	Rush	Rcv.	Int.	PR	KOR	Yds.	Yd. PP
Brian Westbrook, Villanova	†1998	1,046	1,144	0	192	644	*3,026	9.2
Brian Westbrook, Villanova	†2000	1,220	724	0	0	1,048	2,992	10.8
Brian Westbrook, Villanova	†2001	1,603	658	0	122	440	2,823	8.5
Jerry Azumah, New Hampshire	1998	2,195	218	0	5	308	2,726	7.3
Jesse Chatman, Eastern Wash.	2001	2,096	424	0	0	0	2,520	7.8
Charles Roberts, Sacramento St.	1998	2,260	79	0	0	91	2,430	6.1
Archie Amerson, Northern Ariz.	1996	2,079	262	0	0	88	2,429	6.9
Kenny Gamble, Colgate	†1986	1,816	178	0	40	391	2,425	7.1
Stephan Lewis, New Hampshire	2001	1,390	527	0	0	471	2,388	7.4
Johnnie Gray, Weber St.	2001	1,571	446	0	0	369	2,386	6.5
Eddie Conti, Delaware	1998	-2	*1,712	0	156	502	2,368	18.2
Jamaal Branch, Colgate	2003	*2,326	24	0	0	0	2,350	5.2
Marcel Shipp, Massachusetts	1998	1,949	288	0	0	100	2,337	6.6
Michael Clemons, William & Mary	1986	1,065	516	0	330	423	2,334	6.7
Derrick Cullors, Murray St.	1995	1,765	312	0	0	201	2,278	7.6
Clarence Matthews, Northwestern St.	1995	1,384	194	0	145	554	2,277	7.7
Andre Raymond, Eastern Ill.	2002	612	672	0	112	872	2,268	9.3
Arnold Mickens, Butler	†1994	2,255	7	0	0	0	2,262	5.5
Claude Mathis, Texas St.	1995	1,286	315	0	352	308	2,261	7.3
Anthony Jordan, Samford	1994	924	400	0	169	767	2,260	10.8
Aaron Stecker, Western Ill.	1997	1,957	288	0	0	0	2,245	6.9
Rich Erenberg, Colgate	†1983	1,883	214	0	126	18	2,241	6.7
Stephan Lewis, New Hampshire	†2002	1,152	419	0	13	645	2,229	7.1
Jerry Azumah, New Hampshire	1997	1,572	297	0	0	351	2,220	7.2
Charles Roberts, Sacramento St.	1999	2,082	108	0	12	0	2,202	6.9

*Record. †National champion.

ALL-PURPOSE SINGLE-GAME HIGHS

Yds.	Player, Team (Opponent)	Date
467	Joey Stockton, Western Ky. (Austin Peay)	Sept. 16, 1995
463	Michael Lerch, Princeton (Brown)	Oct. 12, 1991
458	Brian Westbrook, Villanova (Delaware)	Nov. 18, 2000
453	Herman Hunter, Tennessee St. (Mississippi Val.)	Nov. 13, 1982
447	Maurice Hicks, N.C. A&T (Morgan St.)	Oct. 6, 2001
437	Ryan Fuqua, Portland St. (Eastern Wash.)	Nov. 10, 2001
428	Brian Westbrook, Villanova (Pittsburgh)	Sept. 5, 1998
420	Reggie Greene, Siena (St. John's [N.Y.]	Nov. 2, 1996
410	Steven Rush, Southwest Mo. St. (Illinois St.)	Nov. 8, 2003
409	Josh Rue, Duquesne (Canisius)	Nov. 17, 2001
409	Charles Roberts, Sacramento St. (Idaho St.)	Nov. 6, 1999
405	Brian Westbrook, Villanova (James Madison)	Oct. 6, 2001
401	Eddie Conti, Delaware (Northeastern)	Oct. 3, 1998
401	Eddie Conti, Delaware (Connecticut)	Nov. 7, 1998
395	Scott Oliaro, Cornell (Yale)	Nov. 3, 1990
386	Brian Westbrook, Villanova (Hofstra)	Nov. 10, 2001
386	Gill Fenerty, Holy Cross (Columbia)	Oct. 29, 1983
378	Joe Delaney, Northwestern St. (Nicholls St.)	Oct. 28, 1978
376	Kassim Osgood, Cal Poly (Northern Iowa)	Nov. 4, 2000
375	Johnathan Taylor, Drake (Valparaiso)	Oct. 25, 2003
373	Aaron Stecker, Western Ill. (Southern Ill.)	Nov. 1, 1997
373	William Arnold, Jackson St. (Texas Southern)	Nov. 6, 1993
372	Gary Harrell, Howard (Morgan St.)	Nov. 3, 1990
372	Treamelle Taylor, Nevada (Montana)	Oct. 14, 1989
370	Ronald Jean, Lehigh (Bucknell)	Nov. 13, 1999
369	Flip Johnson, McNeese St. (La-Lafayette)	Nov. 15, 1986

DIVISION I-AA

Yds.	Player, Team (Opponent)	Date
367	Chris Darrington, Weber St. (Idaho St.)	Oct. 25, 1986
365	Erwin Matthews, Richmond (Delaware)	Sept. 26, 1987
364	Stephan Lewis, New Hampshire (Massachusetts)	Oct. 13, 2001
361	Patrick Robinson, Tennessee St. (Jackson St.)	Sept. 12, 1992
358	Claude Mathis, Texas St. (Eastern Wash.)	Sept. 7, 1995
357	Tony Vinson, Towson (Bucknell)	Nov. 13, 1993
353	Maurice Hicks, N.C. A&T (South Carolina St.)	Nov. 18, 2000
353	Bashir Livingston, Eastern Wash. (Sacramento St.)	Oct. 31, 1998
352	Jason Anderson, Eastern Wash. (Montana)	Sept. 17, 1994
352	Andre Garron, New Hampshire (Lehigh)	Oct. 15, 1983
351	Charlie Adams, Hofstra (William & Mary)	Oct. 6, 2001

ANNUAL CHAMPIONS

Year	Player, Team	Class	Rush	Rcv.	Int.	PR	KOR	Yds.	Yd. PG
1978	Frank Hawkins, Nevada	So.	1,445	211	0	0	0	1,656	165.6
1979	Frank Hawkins, Nevada	Jr.	1,683	123	0	0	0	1,806	164.2
1980	Ken Jenkins, Bucknell	Jr.	1,270	293	0	65	256	1,884	188.4
1981	Garry Pearson, Massachusetts	Jr.	1,026	105	0	0	450	1,581	175.7
1982	Pete Mandley, Northern Ariz.	Jr.	36	1,067	0	344	532	1,979	179.9
1983	Rich Erenberg, Colgate	Sr.	1,883	214	0	126	18	2,241	203.7
1984	Gene Lake, Delaware St.	Jr.	1,722	37	0	0	0	1,759	175.9
1985	Gill Fenerty, Holy Cross	Sr.	1,368	187	0	1	414	1,970	197.0
1986	Kenny Gamble, Colgate	Jr.	1,816	178	0	40	391	2,425	220.5
1987	Dave Meggett, Towson	Jr.	814	572	0	78	327	1,791	199.0
1988	Otis Washington, Western Caro.	Sr.	66	907	0	0	1,113	2,086	189.6
1989	Dominic Corr, Eastern Wash.	Sr.	796	52	0	0	807	1,655	183.9
1990	Barry Bourassa, New Hampshire	So.	957	276	0	133	368	1,734	192.7
1991	Barry Bourassa, New Hampshire	Jr.	1,130	426	0	0	596	2,152	195.6
1992	David Wright, Indiana St.	Fr.	1,313	108	0	0	593	2,014	183.1
1993	Tony Vinson, Towson	Sr.	2,016	57	0	0	0	2,073	207.3
1994	Arnold Mickens, Butler	Jr.	2,255	7	0	0	0	2,262	226.2
1995	Reggie Greene, Siena	So.	1,461	77	0	53	363	1,954	217.1
1996	Reggie Greene, Siena	Jr.	1,719	50	0	0	337	2,106	234.0
1997	Reggie Greene, Siena	Sr.	1,778	73	0	0	158	2,009	223.2
1998	Brian Westbrook, Villanova	So.	1,046	1,144	0	192	644	*3,026	*275.1
1999	Rick Sarille, Wagner	Sr.	1,373	226	0	0	475	2,074	207.4
2000	Brian Westbrook, Villanova	Jr.	1,220	724	0	0	1,048	2,992	272.0
2001	Brian Westbrook, Villanova	Sr.	1,603	658	0	122	440	2,823	256.6
2002	Stephan Lewis, New Hampshire	Sr.	1,152	419	0	13	645	2,229	202.6
2003	Luke McArdle, Georgetown	Sr.	0	1,118	0	506	407	2,031	184.6

*Record.

Field Goals

CAREER FIELD GOALS

Player, Team	Years	Total	Pct.	Under 40	40 Yds. Plus	Long
Marty Zendejas, Nevada (S)	1984-87	*72-90	.800	42-45	30-45	54
Kirk Roach, Western Caro. (S)	1984-87	71-102	.696	45-49	26-53	57
Chris Snyder, Montana (S)	2000-03	70*105	.667	43-53	27-52	57
Tony Zendejas, Nevada (S)	1981-83	70-86	*.814	45-49	25-37	58
Scott Shields, Weber St. (S)	1995-98	67-90	.744	48-55	19-35	55
Brian Mitchell, Marshall/Northern Iowa (S)	1987, 89-91	64-81	.790	48-55	16-26	57
Dave Ettinger, Hofstra (S)	1994-97	62-93	.667	37-48	24-45	54
Todd Kurz, Illinois St. (S)	1993-96	59-87	.678	40-53	19-34	51
Jose Larios, McNeese St. (S)	1992-95	57-89	.640	47-57	10-32	47
Steve Christie, William & Mary (S)	1986-89	57-83	.686	39-49	18-34	53
Teddy Garcia, La.-Monroe (S)	1984-87	56-88	.636	35-43	21-45	55
Bjorn Nittmo, Appalachian St. (S)	1985-88	55-74	.743	35-40	20-34	54
Shonz LaFrenz, McNeese St. (S)	1996-99	52-78	.667	44-65	8-13	46
Kelly Potter, Middle Tenn. (S)	1981-84	52-78	.667	37-49	15-29	57
Paul McFadden, Youngstown St. (S)	1980-83	52-90	.578	28-42	24-48	54
Mike Black, Boise St. (S)	1988-91	51-75	.680	35-43	16-32	48
Jeff Wilkins, Youngstown St. (S)	1990-93	50-73	.685	33-38	17-35	54
Tim Foley, Ga. Southern (S)	1984-87	50-62	.806	32-37	18-25	**63
Paul Polit, Illinois St. (S)	1983-86	50-78	.641	34-48	16-30	50
Wayne Boyer, Southwest Mo. St. (S)	1993-96	49-71	.690	36-45	13-26	57
Chuck Rawlinson, Stephen F. Austin (S)	1988-91	49-69	.710	34-43	15-26	58
Thayne Doyle, Idaho (S)	1988-91	49-75	.653	35-51	14-24	52
Matt Stover, Louisiana Tech (S)	1986-88	49-68	.721	29-34	20-34	57
Scott Roper, Texas-Arlington/Arkansas St. (S)	1985, 86-87	49-75	.653	35-43	14-32	**63
Paul Hickert, Murray St. (S)	1984-87	49-79	.620	34-48	15-31	62
Dewey Klein, Marshall (S)	1988-91	48-66	.727	37-47	11-19	54
John Dowling, Youngstown St. (S)	1984-87	48-76	.632	36-44	12-32	49
Brian Shallcross, William & Mary (S)	1994-97	47-73	.644	41-54	6-19	49
Kirk Duce, Montana (S)	1988-91	47-78	.603	37-51	10-27	51
Billy Hayes, Sam Houston St. (S)	1985-88	47-71	.662	37-55	10-16	54
Steve Largent, Eastern Ill. (S)	1992-95	46-73	.630	30-38	16-35	53
Roger Ruzek, Weber St. (S)	1979-82	46-78	.590	28-37	18-41	51

*Record. **Record tied. (S) Soccer-style kicker.

SEASON FIELD GOALS

Player, Team	Year	Total	Pct.	Under 40 Yds.	40 Plus	Long
Tony Zendejas, Nevada (S)	†1982	**26**33	.788	18-20	8-13	52
Brian Mitchell, Northern Iowa (S)	†1990	**26-27	*.963	23-23	3-4	45
Chris Snyder, Montana (S)	†2003	25-30	.833	17-18	8-12	54
MacKenzie Hoambrecker, Northern Iowa (S)	†2002	25-28	.893	17-19	8-9	59
Wayne Boyer, Southwest Mo. St. (S)	†1996	25-30	.833	16-18	9-12	57
George Benyola, Louisiana Tech (S)	†1985	24-31	.774	15-18	9-13	53
Kirk Roach, Western Caro. (S)	†1986	24-28	.857	17-17	7-11	52
Matt Lange, Western Ky. (S)	2003	23-28	.821	17-18	6-10	46
Tony Zendejas, Nevada (S)	†1983	23-29	.793	14-15	9-14	58
Goran Lingmerth, Northern Ariz. (S)	1986	23-29	.793	16-19	7-10	55
Matt Vick, Chattanooga (S)	†2000	22-26	.846	17-19	5-7	42
Marty Zendejas, Nevada (S)	†1984	22-27	.815	12-13	10-14	52
Mike Dodd, Boise St. (S)	†1992	22-31	.710	16-21	6-10	50
Jose Larios, McNeese St. (S)	†1993	22-28	.786	19-21	3-7	47
David Ettinger, Hofstra (S)	†1995	22**33	.667	17-22	5-11	54
Rob Hart, Murray St. (S)	1996	22-27	.815	18-20	4-7	52
Tony Zendejas, Nevada (S)	†1981	21-24	.875	13-14	8-10	55
Scott Roper, Arkansas St. (S)	1986	21-28	.750	15-17	6-11	50
Matt Stover, Louisiana Tech (S)	1986	21-25	.840	15-15	6-10	53
Kevin McKelvie, Nevada (S)	1990	21-24	.875	16-17	5-7	52
Travis Brawner, Southwest Mo. St. (S)	†1997	21-28	.750	15-17	6-11	52
Justin Langan, Western Ill. (S)	2002	20-27	.741	13-14	7-13	53
Billy Cundiff, Drake (S)	2000	20-27	.741	12-14	8-13	62
Teddy Garcia, La.-Monroe (S)	1987	20-28	.714	10-11	10-17	55
Steve Christie, William & Mary (S)	†1989	20-29	.690	16-17	4-12	53
Darren Goodman, Idaho St. (S)	1990	20-28	.714	12-14	8-14	53

*Record. **Record tied. †National champion. (S) Soccer-style kicker.

ANNUAL CHAMPIONS

(Ranked on Per-Game Average)

Year	Player, Team	Total	PG	Pct.
1978	Tom Sarette, Boise St. (S)	12-20	1.2	.600
1979	Wilfredo Rosales, Alcorn St. (S)	13-20	1.3	.650
	Sandro Vitiello, Massachusetts (S)	13-22	1.3	.591
1980	Scott Norwood, James Madison (S)	15-21	1.5	.714
1981	Tony Zendejas, Nevada (S)	21-24	1.9	.875
1982	Tony Zendejas, Nevada (S)	**26**33	**2.4	.788
1983	Tony Zendejas, Nevada (S)	23-29	2.1	.793
1984	Marty Zendejas, Nevada (S)	22-27	2.0	.815
1985	George Benyola, Louisiana Tech (S)	24-31	2.2	.774
1986	Kirk Roach, Western Caro. (S)	24-28	2.2	.857
1987	Micky Penafior, Northern Ariz. (S)	19-27	1.9	.704
1988	Chris Lutz, Princeton (S)	19-24	1.9	.792
1989	Steve Christie, William & Mary (S)	20-29	1.8	.690
1990	Brian Mitchell, Northern Iowa (S)	**26-27	**2.4	*.963
1991	Brian Mitchell, Northern Iowa (S)	19-24	1.7	.792
1992	Mike Dodd, Boise St. (S)	22-31	2.0	.710
1993	Jose Larios, McNeese St. (S)	22-28	2.0	.786
1994	Andy Glockner, Pennsylvania (S)	14-20	1.6	.700
1995	David Ettinger, Hofstra (S)	22**33	2.0	.667
1996	Wayne Boyer, Southwest Mo. St. (S)	25-30	2.3	.833
1997	Travis Brawner, Southwest Mo. St. (S)	21-28	1.9	.750
1998	Mike Goldstein, Northern Ariz. (S)	16-23	1.5	.696
	Scott Shields, Weber St. (S)	16-23	1.5	.666
	Bill Gramatica, South Fla. (S)	16-24	1.5	.667
	Chad Johnson, Hofstra (S)	16-27	1.5	.593
	Joe Lopez, Western Ill. (S)	16-28	1.5	.571
1999	Brett Sterba, William & Mary (S)	18-23	1.6	.783
2000	Matt Vick, Chattanooga (S)	22-26	2.0	.846
2001	Brian Morgan, Grambling (S)	18-25	1.64	.720
2002	MacKenzie Hoambrecker, Northern Iowa (S)	25-28	2.3	.893
2003	Chris Snyder, Montana (S)	25-30	1.92	.833

*Record. **Record tied. (S) Soccer-style kicker.

All-Time Longest Plays

(Since 1978 for Division I-AA records)

Since 1941, official maximum length of all plays fixed at 100 yards for every division.

RUSHING

Yds.	Player, Team (Opponent)	Year
99	Jermaine Creighton, St. John's (N.Y.) (Siena)	1996
99	Jim Varick, Monmouth (Sacred Heart)	1994
99	Phillip Collins, Southwest Mo. St. (Western Ill.)	1989
99	Pedro Bacon, Western Ky. (West Ala.)	1986
99	Hubert Owens, Mississippi Val. (Ark.-Pine Bluff)	1980
98	Jon Underhill, Jacksonville (Greensboro)	1998
98	Johnny Gordon, Nevada (Montana St.)	1984

Yds.	Player, Team (Opponent)	Year
97	Pat Williams, Delaware (West Chester)	1995
97	Norman Bradford, Grambling (Prairie View)	1992
97	David Clark, Dartmouth (Harvard)	1989
97	David Clark, Dartmouth (Princeton)	1988
96	Jerry Azumah, New Hampshire (Connecticut)	1996
96	Jim Pizano, Massachusetts (Rhode Island)	1996
96	Kelvin Anderson, Southeast Mo. St. (Murray St.)	1992
96	Andre Lockhart, Chattanooga (East Tenn. St.)	1986
95	Wendall Williams, Rhode Island (Villanova)	2003
95	Corey Hill, Colgate (Brown)	1996
95	Brett Chappell, Western Caro. (Elon)	1995
95	Tim Hall, Robert Morris (Gannon)	1994
95	Jeff Savulski, Siena (Iona)	1993
95	Jerry Ellison, Chattanooga (Boise St.)	1992
95	John McNiff, Cornell (Columbia)	1990
95	Joe Sparksman, James Madison (William & Mary)	1990
94	Kenny Bynum, South Carolina St. (Delaware St.)	1996
94	Mark Vigil, Idaho (Simon Fraser)	1980

PASSING

Yds.	Passer-Receiver, Team (Opponent)	Year
99	Matt Verbit-Clinton Wu, Princeton (Brown)	2003
99	Jimmy Blanchard-Terry Charles, Portland St. (Eastern Wash.)	1999
99	Michael Moore-Otis Covington, Morgan St. (Florida A&M)	1995
99	Todd Bernett-Jason Anderson, Eastern Wash. (Montana)	1994
99	Aaron Garcia-Greg Ochoa, Sacramento St. (Cal Poly)	1993
99	Todd Donnan-Troy Brown, Marshall (East Tenn. St.)	1991
99	Antoine Ezell-Tyrone Davis, Florida A&M (Bethune-Cookman)	1991
99	Jay Johnson-Kenny Shedd, Northern Iowa (Oklahoma St.)	1990
99	John Bonds-Hendricks Johnson, Northern Ariz. (Boise St.)	1990
99	Scott Stoker-Victor Robinson, Northwestern St. (La.-Monroe)	1989
98	Ben Anderson-Courtney Freeman, Liberty (Charleston So.)	1996
98	Derek Jensen-Jason Cannon, Southwest Mo. St. (Eastern Ill.)	1995
98	Jonathan Quinn-Dee Mostiller, Middle Tenn. (Tennessee Tech)	1995
98	Antoine Ezell-Tim Daniel, Florida A&M (Delaware St.)	1991
98	John Friesz-Lee Allen, Idaho (Northern Ariz.)	1989
98	Fred Gatlin-Treamelle Taylor, Nevada (Montana)	1989
98	Steve Monaco-Emerson Foster, Rhode Island (Holy Cross)	1988
98	Frank Baur-Maurice Caldwell, Lafayette (Columbia)	1988
98	David Gabianelli-Craig Morton, Dartmouth (Columbia)	1986
98	Joe Pizzo-Bryan Calder, Nevada (Eastern Wash.)	1984
98	Bobby Hebert-Randy Liles, Northwestern St. (Southeastern La.)	1980
97	Jeff Krohn-Jimmie Howard, Massachusetts (Villanova)	2003
97	Dontrell Leonard-Howard Gilmore, Norfolk St. (Liberty)	2003
97	Scott Dolch-Akeen Watson, Central Conn. St. (Monmouth)	2003
97	Brad Smith-Sullivan Beard, Nicholls St. (Jacksonville St.)	1999
97	Peyton Jones-Mikhael Ricks, Stephen F. Austin (Troy St.)	1997
97	Lester Anderson-Kevin Glenn, Illinois St. (Ball St.)	1993
97	Nate Harrison-Brian Thomas, Southern U. (Dist. Columbia)	1989
97	Jerome Baker-John Taylor, Delaware St. (St. Paul's)	1985
97	John McKenzie-Chris Burkett, Jackson St. (Mississippi Val.)	1983

INTERCEPTION RETURNS

Yds.	Player, Team (Opponent)	Year
100	Giovanni Benson, New Hampshire (Dartmouth)	2003
100	Ernie James, Idaho St. (Northern Colo.)	2003
100	Timmy Thrift, Wofford (Chattanooga)	2003
100	Ricardo Walker, Delaware (Villanova)	2000
100	Jacori Rufus, Idaho St. (Southern Utah)	1998
100	Sean Gorius, Dayton (Morehead St.)	1997
100	Tehran Hunter, Massachusetts (Buffalo)	1997
100	Derek Grier, Marshall (East Tenn. St.)	1991
100	Ricky Fields, Samford (Concord [W.Va.])	1990
100	Warren Smith, Stephen F. Austin (Nicholls St.)	1990
100	Rob Pouliot, Montana St. (Boise St.)	1988
100	Rick Harris, East Tenn. St. (Davidson)	1986
100	Bruce Alexander, Stephen F. Austin (Lamar)	1986
100	Guy Carbone, Rhode Island (Lafayette)	1985
100	Moses Aimable, Northern Iowa (Western Ill.)	1985
100	Kervin Fontenette, Southeastern La. (Nicholls St.)	1985
100	Jim Anderson, Princeton (Cornell)	1984
100	Keiron Bigby, Brown (Yale)	1984
100	Vencie Glenn, Indiana St. (Wayne St. [Mich.])	1984
100	George Floyd, Eastern Ky. (Youngstown St.)	1980

PUNT RETURNS

Yds.	Player, Team (Opponent)	Year
98	Willie Ware, Mississippi Val. (Bishop)	1985
98	Barney Bussey, South Carolina St. (Johnson Smith)	1981
96	Carl Williams, Texas Southern (Grambling)	1981
95	James Norris, Western Ill. (Eastern Mich.)	2003
95	Joseph Jefferson, Western Ky. (Illinois St.)	2001
95	Clarence Weathers, Delaware St. (Salisbury)	1980
94	Drew Haddad, Buffalo (Cornell)	1998
94	Brad Friedman, Towson (St. Francis [Pa.])	1996
93	Andrew McFadden, Liberty (Delaware St.)	1995
93	Patrick Plott, Jacksonville St. (Southwest Mo. St.)	1995
93	Joe Fuller, Northern Iowa (Wis.-Whitewater)	1984

KICKOFF RETURNS

Fifty-nine players have returned kickoffs 100 yards. The most recent:

Yds.	Player, Team (Opponent)	Year
100	Arel Gordon, Maine (Morgan St.)	2003
100	Corey Smith, Montana St. (Gardner-Webb)	2003
100	Steve Rush, Southwest Mo. St. (Western Ill.)	2003
100	Xavier Godard, Western Caro. (Ga. Southern)	2003
100	Chris Crawford, Nicholls St. (Texas St.)	2003
100	Cedric Bowen, Ark.-Pine Bluff (Alcorn St.)	2003
100	Art Smith, Northeastern (Villanova)	2002
100	James McCowan, Weber St. (Eastern Ore.)	2002
100	John Leverett, Davidson (Randolph-Macon)	2001
100	R.J. Harvey, New Hampshire (Maine)	2001
100	Terry Tharps, Western Ill. (Sam Houston St.)	2001
100	Brian Bratton, Furman (Appalachian St.)	2001
100	Brian Bratton, Furman (Wofford)	2001

Yds.	Player, Team (Opponent)	Year
100	Lamont Brightful, Eastern Wash. (Montana)	2000
100	Kunle Williams, Pennsylvania (Princeton)	1999
100	Joey Hamilton, Jacksonville St. (Samford)	1999
100	Lamont Brightful, Eastern Wash. (Central Wash.)	1999
100	Darriell Ruffin, Tenn.-Martin (Murray St.)	1997
100	Corey Joyner, Ga. Southern (East Tenn. St.)	1997

PUNTS

Yds.	Player, Team (Opponent)	Year
93	Tyler Grogan, Northeastern (Villanova)	2001
91	Bart Helsley, North Texas (La.-Monroe)	1990
89	Steve Bulcavage, Towson (Colgate)	2003
89	Mike Scifres, Western Ill. (Southwest Mo. St.)	2000
89	Jim Carriere, Connecticut (Maine)	1987
88	Jeff Kaiser, Idaho St. (UTEP)	1983
87	John Starnes, North Texas (Texas-Arlington)	1983
86	Jesse Ohliger, Murray St. (Eastern Ky.)	2003
86	Cory Eloff, Texas St. (McNeese St.)	2003
86	Andy Dorsey, Tennessee Tech (Eastern Ill.)	1998
85	Troy LeFever, Youngstown St. (Northern Iowa)	2000
85	Ken Hinsley, Western Caro. (Chattanooga)	1998
85	Don Alonzo, Nicholls St. (Northwestern St.)	1980
84	Sean Dennis, Monmouth (Central Conn. St.)	2003
84	Billy Smith, Chattanooga (Appalachian St.)	1988
83	David Simonhoff, Southeast Mo. St. (Eastern Ill.)	2003
83	Jason Harkins, Appalachian St. (Citadel)	1986
82	Dan Frantz, Portland St. (Montana)	2000
82	Scott White, Delaware (Maine)	1996
82	Scott Shields, Weber St. (Cal St. Northridge)	1996
82	Tim Healy, Delaware (Boston U.)	1987
82	John Howell, Chattanooga (Vanderbilt)	1982

FUMBLE RETURNS

Yds.	Player, Team (Opponent)	Year
90	Cornell Middlebrook, Western Ill. (Northern Iowa)	2002
82	Brendan Dete, Davidson (Newberry)	2002
72	Stephen Barrett, McNeese St. (Nicholls St.)	2003

FIELD GOALS

Yds.	Player, Team (Opponent)	Year
63	Bill Gramatica, South Fla. (Austin Peay)	2000
63	Scott Roper, Arkansas St. (North Texas)	1987
63	Tim Foley, Ga. Southern (James Madison)	1987
62	Billy Cundiff, Drake (San Diego)	2000
62	Paul Hickett, Murray St. (Eastern Ky.)	1986
60	Pete Garces, Idaho St. (Cal St. Northridge)	1998
60	David Cool, Ga. Southern (James Madison)	1988
60	Terry Belden, Northern Ariz. (Cal St. Northridge)	1993
59	MacKenzie Hoambrecker, Northern Iowa (Southwest Mo. St.)	2002
58	Rich Emke, Eastern Ill. (Northern Iowa)	1986
58	Tony Zendejas, Nevada (Boise St.)	1983

Team Champions

Annual Offense Champions

TOTAL OFFENSE

Year	Team	Avg.
1978	Portland St.	477.4
1979	Portland St.	460.7
1980	Portland St.	504.3
1981	Idaho	438.8
1982	Drake	444.8
1983	Idaho	479.5
1984	Mississippi Val.	*640.1
1985	Weber St.	516.1
1986	Nevada	492.0
1987	Holy Cross	552.2
1988	Lehigh	485.6
1989	Idaho	495.9
1990	William & Mary	498.7
1991	Weber St.	581.4
1992	Alcorn St.	502.9
1993	Idaho	532.0
1994	Alcorn St.	597.9
1995	Montana	512.5
1996	Northern Ariz.	522.8
1997	Eastern Wash.	505.6

Year	Team	Avg.
1998	Florida A&M	535.7
1999	Ga. Southern	551.7
2000	Morehead St.	523.9
2001	Eastern Wash.	514.5
2002	Jackson St.	485.5
2003	San Diego	483.3

*Record.

RUSHING OFFENSE

Year	Team	Avg.
1978	Jackson St.	314.5
1979	Jackson St.	288.4
1980	N.C. A&T	322.1
1981	Idaho	266.3
1982	Delaware	258.4
1983	Furman	287.1
1984	Delaware St.	377.3
1985	Southwest Mo. St.	298.7
1986	Northeastern	336.0
1987	Howard	381.6
1988	Eastern Ky.	303.0
1989	Ga. Southern	329.2
1990	Delaware St.	298.7
1991	VMI	316.9
1992	Citadel	345.5

Year	Team	Avg.
1993	Western Ky.	300.1
1994	Citadel	382.0
1995	Massachusetts	302.5
1996	Southern Utah	330.8
1997	Western Ky.	366.0
1998	Southern Utah	386.0
1999	Ga. Southern	*419.0
2000	Southern Utah	394.2
2001	Ga. Southern	323.6
2002	Ga. Southern	386.2
2003	Ga. Southern	335.6

*Record.

PASSING OFFENSE

Year	Team	Avg.
1978	Portland St.	367.1
1979	Portland St.	368.9
1980	Portland St.	434.9
1981	Idaho St.	325.7
1982	West Tex. A&M	313.7
1983	Idaho	336.1
1984	Mississippi Val.	*496.8
1985	Rhode Island	384.3
1986	Eastern Ill.	326.1
1987	Holy Cross	358.4

Year	Team	Avg.
1988	Lehigh	330.1
1989	Idaho	374.3
1990	Weber St.	342.2
1991	Weber St.	389.1
1992	Alcorn St.	360.5
1993	Montana	359.0
1994	Alcorn St.	442.3
1995	Montana	408.2
1996	Montana	339.6
1997	Cal. St. Northridge	358.1
1998	Florida A&M	400.6
1999	Towson	381.2
2000	Pennsylvania	342.7
2001	Jackson St.	344.4
2002	Grambling	360.7
2003	Grambling	321.8

*Record.

SCORING OFFENSE

Year	Team	Avg.
1978	Nevada	35.6
1979	Portland St.	34.3
1980	Portland St.	49.2
1981	Delaware	34.1
1982	Delaware	34.1
1983	Mississippi Val.	39.2
1984	Mississippi Val.	*60.9
1985	Mississippi Val.	41.5
1986	Nevada	39.4
1987	Holy Cross	46.5
1988	Lafayette	38.2
1989	Grambling	37.1
1990	Jackson St.	38.0
1991	Nevada	45.1
1992	Marshall	42.4
1993	Idaho	47.5
1994	Alcorn St.	45.7
1995	Montana	42.5
1996	Northern Ariz.	43.2
1997	Morehead St.	41.9
1998	Florida A&M	49.6
1999	Ga. Southern	50.0
2000	Morehead St.	41.6
2001	Eastern Wash.	41.9
2002	Grambling	38.9
2003	Southern U.	40.0

*Record.

Annual Defense Champions

TOTAL DEFENSE

Year	Team	Avg.
1978	Florida A&M	*149.9
1979	Alcorn St.	166.3
1980	Massachusetts	193.5
1981	South Carolina St.	204.0
1982	South Carolina St.	191.4
1983	Grambling	206.0
1984	Tennessee St.	187.0
1985	Arkansas St.	258.8
1986	Tennessee St.	178.5
1987	Southern U.	202.8
1988	Alcorn St.	215.4
1989	Howard	220.0
1990	Middle Tenn.	244.8
1991	South Carolina St.	208.9
1992	South Carolina St.	250.9
1993	McNeese St.	249.5
1994	Pennsylvania	218.9
1995	Georgetown	216.4
1996	Georgetown	218.2
1997	Marist	213.6
1998	Fairfield	213.8
1999	St. John's (N.Y.)	199.7
2000	Monmouth	232.1
2001	St. Peter's	157.7
2002	Duquesne	188.0
2003	Monmouth	244.3

*Record.

RUSHING DEFENSE

Year	Team	Avg.
1978	Florida A&M	48.6
1979	Alcorn St.	56.7
1980	South Carolina St.	61.8
1981	South Carolina St.	60.8
1982	South Carolina St.	59.4
1983	Jackson St.	79.2
1984	Grambling	44.5
1985	Jackson St.	63.0
1986	Eastern Ky.	62.8
1987	Southern U.	64.5
1988	Stephen F. Austin	83.5
1989	Montana	70.2
1990	Delaware St.	77.2
1991	Boise St.	84.4
1992	Villanova	77.8
1993	Wagner	87.0
1994	Idaho	65.3
1995	McNeese St.	60.9
1996	Georgetown	53.2
1997	Marist	40.4
1998	Fairfield	61.7
1999	Jackson St.	67.8
2000	Alabama A&M	*39.7
2001	Pennsylvania	58.4
2002	Pennsylvania	55.8
2003	Monmouth	64.3

*Record.

PASSING DEFENSE

Year	Team	\$Avg.
1978	Southern U.	85.6
1979	Mississippi Val.	64.2
1980	Howard	93.8
1981	Bethune-Cookman	*59.9
1982	Northeastern	98.8
1983	Louisiana Tech	111.4
1984	Louisiana Tech	105.5
1985	Dartmouth	110.3
1986	Bethune-Cookman	99.8
1987	Alcorn St.	101.3
1988	Middle Tenn.	90.8
1989	Chattanooga	104.4
1990	Middle Tenn.	78.83
1991	South Carolina St.	70.01
1992	Middle Tenn.	76.93
1993	Georgetown	76.92
1994	Pennsylvania	*63.15
1995	Canisius	69.13
1996	Canisius	71.99
1997	McNeese St.	79.05
1998	Davidson	74.64
1999	Robert Morris	80.80
2000	Bethune-Cookman	76.39
2001	St. Peter's	63.26
2002	Sacred Heart	61.03
2003	South Carolina St.	93.14

*Record. \$Beginning in 1990, ranked on passing-efficiency defense rating points instead of per-game yardage allowed.

SCORING DEFENSE

Year	Team	Avg.
1978	South Carolina St.	*6.5
1979	Lehigh	7.2
1980	Murray St.	9.1
1981	Jackson St.	9.4
1982	Western Mich.	7.1
1983	Grambling	8.6
1984	Northwestern St.	9.0
1985	Appalachian St.	9.9
1986	Tennessee St.	8.3
1987	Holy Cross	10.0
1988	Furman	9.7
1989	Howard	10.5
1990	Middle Tenn.	9.2
1991	Villanova	12.0
1992	Citadel	13.0
1993	Marshall	11.2
1994	Pennsylvania	7.6
1995	McNeese St.	8.9
1996	Duquesne	10.1

Year	Team	Avg.
1997	McNeese St.	10.5
1998	Western Ill.	9.4
1999	St. John's (N.Y.)	12.9
2000	Western Ky.	11.6
2001	St. Peter's	8.2
2002	Duquesne	9.6
2003	Monmouth	8.5

*Record.

Other Annual Team Champions

NET PUNTING

Year	Team	Avg.
1992	Stephen F. Austin	38.2
1993	Northern Ariz.	40.1
1994	Marshall	42.9
1995	Eastern Ky.	40.4
1996	Marshall	44.5
1997	James Madison	40.5
1998	Western Ill.	41.5
	Western Caro.	41.5
1999	Southwest Mo. St.	40.0
2000	Idaho St.	39.2
2001	Idaho St.	44.3
2002	Idaho St.	42.7
2003	Illinois St.	39.2

PUNT RETURNS

Year	Team	Avg.
1992	South Carolina St.	17.9
1993	Montana	14.6
1994	Towson	19.5
1995	Texas St.	19.3
1996	Northern Ariz.	16.6
1997	Morehead St.	19.4
1998	Buffalo	17.8
1999	Stephen F. Austin	19.1
2000	Northwestern St.	19.4
2001	N.C. A&T	23.0
2002	Hampton	17.8
2003	Eastern Ky.	16.5

KICKOFF RETURNS

Year	Team	Avg.
1992	Pennsylvania	25.0
1993	Western Caro.	26.8
1994	Youngstown St.	27.3
1995	Southern U.	27.0
1996	Monmouth	27.2
1997	Furman	27.1
1998	Butler	28.8
1999	Tennessee St.	27.9
2000	Weber St.	25.2
2001	Hampton	28.2
2002	Portland St.	25.2
2003	Montana	28.1

TURNOVER MARGIN

Year	Team	Avg.
1992	Howard	1.64
	Youngstown St.	1.64
1993	St. John's (N.Y.)	1.91
1994	Robert Morris	1.89
1995	Princeton	2.20
1996	Canisius	2.44
1997	Texas Southern	1.91
1998	Yale	1.70
1999	Grambling	1.45
	Valparaiso	1.45
2000	Western Ky.	2.73
2001	St. Peter's	3.18
2002	Dayton	1.92
2003	Wofford	1.64

Defensive Single-Game Records

(Since 2000)

TACKLES FOR LOSS

TFL	Team (Opponent)	Date
22	Illinois St. (Western Ill.)	Nov. 4, 2000
20	Western Ky. (Youngstown St.)	Nov. 15, 2003
19	Massachusetts (Central Conn. St.)	Sept. 6, 2003
19	Pennsylvania (Brown)	Nov. 2, 2002
19	Massachusetts (American Int'l)	Sept. 14, 2002
19	Fla. Atlantic (Bethune-Cookman)	Sept. 7, 2002
18	Holy Cross (Bucknell)	Nov. 4, 2000
17	Stony Brook (St. John's [N.Y.])	Sept. 21, 2002
16.5	Ga. Southern (East Tenn. St.)	Nov. 2, 2002
16	Fla. Atlantic (Colgate)	Dec. 13, 2003
16	Western Ill. (Eastern Mich.)	Sept. 4, 2003
16	Western Ill. (Wayne St. [Mich.])	Aug. 29, 2003

PASS SACKS

Sacks	Team (Opponent)	Date
12	Illinois St. (Western Ill.)	Nov. 4, 2000
11	Massachusetts (American Int'l)	Sept. 14, 2002
11	Fla. Atlantic (Bethune-Cookman)	Sept. 7, 2002
8.5	Ga. Southern (East Tenn. St.)	Nov. 2, 2002

Sacks	Team (Opponent)	Date
8	Harvard (Columbia)	Nov. 8, 2003
8	Massachusetts (Villanova)	Oct. 25, 2003
8	Massachusetts (Central Conn. St.)	Sept. 6, 2003
8	Western Ill. (Eastern Mich.)	Sept. 4, 2003
8	Pennsylvania (Brown)	Nov. 2, 2002
7	Fla. Atlantic (Northern Ariz.)	Dec. 6, 2003

7	Pennsylvania (Cornell)	Nov. 22, 2003
7	Liberty (Charleston So.)	Nov. 1, 2003
7	Cal Poly (Montana St.)	Sept. 20, 2003
7	Norfolk St. (Florida A&M)	Oct. 26, 2002
7	Fordham (Fairfield)	Sept. 28, 2002

PASSES DEFENDED

(Pass Interceptions and Pass Break-ups)

PD	Team (Opponent)	Date
17	Pennsylvania (Lafayette)	Sept. 21, 2002
14	Massachusetts (Maine)	Oct. 12, 2002
14	Holy Cross (Pennsylvania)	Oct. 7, 2000
13	Weber St. (Idaho St.)	Oct. 23, 2003
13	Harvard (Princeton)	Oct. 23, 2003
13	Ga. Southern (Chattanooga)	Sept. 27, 2003
12	Massachusetts (Hofstra)	Oct. 18, 2003
12	Norfolk St. (Hampton)	Oct. 19, 2002
11	Cal Poly (Southern Utah)	Nov. 1, 2003
11	Northern Iowa (Illinois St.)	Oct. 4, 2003

PD	Team (Opponent)	Date
10	Wofford (Western Ky.)	Dec. 6, 2003
10	Ga. Southern (Maine)	Dec. 7, 2002
10	Ga. Southern (Bethune-Cookman)	Nov. 30, 2002
10	Ga. Southern (Citadel)	Oct. 26, 2002
10	Delaware (West Chester)	Sept. 21, 2002
10	Delaware (New Hampshire)	Nov. 4, 2000

FORCED FUMBLES

FF	Team (Opponent)	Date
6	Jacksonville (Valparaiso)	Sept. 27, 2003
6	Fla. Atlantic (Troy St.)	Oct. 26, 2002
6	Delaware (Citadel)	Sept. 9, 2002
6	Delaware (Ga. Southern)	Dec. 9, 2000
5	Fla. Atlantic (Bethune-Cookman)	Nov. 29, 2003
5	Delaware (Massachusetts)	Nov. 15, 2003
5	Illinois St. (Southwest Mo. St.)	Oct. 5, 2002
4	Western Ill. (Montana)	Nov. 29, 2003
4	Northern Iowa (Montana St.)	Nov. 29, 2003
4	Pennsylvania (Princeton)	Nov. 8, 2003
4	Massachusetts (New Hampshire)	Oct. 4, 2003
4	Davidson (Dayton)	Oct. 4, 2003
4	Northern Iowa (Northwestern St.)	Sept. 27, 2003
4	Maine (Hofstra)	Sept. 6, 2003
4	Massachusetts (Richmond)	Oct. 5, 2002
4	Massachusetts (Rhode Island)	Nov. 17, 2001
4	Massachusetts (Northeastern)	Nov. 3, 2001
4	Holy Cross (Towson)	Sept. 22, 2001

Toughest-Schedule Annual Leaders

The Division I-AA toughest-schedule program, which began in 1982, is based on what all Division I-AA opponents did against other Division I-AA and Division I-A teams when *not* playing the team in question. Games against non-I-AA and I-A teams are deleted. (All playoff or postseason games were included for the first time in 2002.) The top two leaders by year:

Year	Team (Record†)	Opponents' Record				Pct.
		W	L	T		
1982	Massachusetts (5-6-0)	50	30	0	.623	
	Lehigh (4-6-0)	44	31	0	.587	
1983	Florida A&M (7-4-0)	42	23	3	.640	
	Grambling (8-1-2)	49	31	0	.613	
1984	North Texas (2-9-0)	55	35	2	.609	
	VMI (1-9-0)	53	37	2	.587	
1985	South Carolina St. (5-6-0)	43	20	1	.680	
	Lehigh (5-6-0)	47	33	1	.586	
1986	James Madison (5-5-1)	46	28	1	.620	
	Bucknell (3-7-0)	43	27	0	.614	
1987	Ga. Southern (8-3-0)	47	31	0	.603	
	Northeastern (6-5-0)	50	37	0	.575	
1988	Northwestern St. (9-2-0)	54	36	2	.598	
	Ga. Southern (9-2-0)	43	31	1	.580	
1989	Liberty (7-3-0)	39	22	2	.635	
	Western Caro. (3-7-1)	46	34	2	.573	
1990	Ga. Southern (8-3-0)	53	25	1	.677	
	Western Ky. (2-8-0)	55	36	1	.603	
1991	Bucknell (1-9-0)	53	29	1	.645	
	William & Mary (5-6-0)	62	43	0	.590	
1992	VMI (3-8-0)	46	36	0	.561	
	Harvard (3-7-0)	51	40	0	.560	
1993	Samford (5-6-0)	55	26	0	.679	
	Delaware St. (6-5-0)	44	30	0	.595	
1994	Montana (9-2-0)	46	30	1	.604	
	McNeese St. (9-2-0)	44	29	5	.596	
1995	Western Ky. (2-8-0)	59	32	0	.648	
	Nicholls St. (0-11-0)	61	38	0	.616	
1996	Indiana St. (6-5)	50	32	0	.610	
	Towson (6-4)	42	29	0	.592	
1997	Lehigh (4-7)	65	39	0	.625	
	William & Mary (7-4)	65	42	0	.607	
1998	Connecticut (9-2)	66	41	0	.617	
	New Hampshire (4-7)	54	40	0	.596	

Year	Team (Record†)	Opponents' Record				Pct.
		W	L	T		
1999	Elon (9-2)	50	26	0	.658	
	Cal Poly (3-8)	52	32	0	.619	
2000	Elon (7-4)	59	31	0	.656	
	Indiana St. (1-10)	62	38	0	.620	
2001	Elon (2-9)	63	36	0	.636	
	Nicholls St. (3-8)	55	34	0	.618	
2002	McNeese St. (13-2)	104	45	0	.698	
	Western Ky. (12-3)	98	49	0	.667	
2003	Delaware (15-1)	104	60	0	.634	
	Western Ky. (9-4)	68	46	0	.596	

†Beginning in 2002, all playoff or postseason games are included in the record. ‡When not playing the team listed.

Top 10 Toughest-Schedule Leaders for 1999-03

Year	Team	Opp. Record			Pct.
		W	L	T	
1999	Elon	50	26	0	.658
	Cal Poly	52	32	0	.619
	Dartmouth	57	36	0	.613
	Columbia	57	36	0	.613
	Holy Cross	63	41	0	.606
	Jackson St.	60	40	0	.600
	Florida A&M	60	41	0	.594
	South Fla.	55	39	0	.585
	Alabama St.	52	37	0	.584
	James Madison	62	45	0	.579
2000	Elon	59	31	0	.656
	Indiana St.	62	38	0	.620
	Hofstra	67	43	0	.609
	Bucknell	64	44	0	.593
	Tennessee St.	65	45	0	.591
	Troy St.	65	45	0	.591
	Fordham	62	44	0	.585
	Sam Houston St.	46	33	0	.582
	Southern Ill.	58	42	0	.580
	Richmond	52	38	0	.578

2001	Team	Opp. Record		Pct.
		W	L	
1.	Elon	63	36	.636
2.	Nicholls St.	55	34	.618
3.	St. Francis (Pa.)	53	34	.609
4.	Lafayette	52	37	.584
5.	Canisius	51	37	.580
	Jacksonville St.	51	37	.580
7.	Cornell	43	32	.573
	Princeton	43	32	.573
9.	VMI	61	46	.570
10.	Liberty	39	30	.565

2002	Team	Opp. Record		Pct.
		W	L	
1.	McNeese St.	104	45	.698
2.	Western Ky.	98	49	.667
3.	Villanova	103	54	.656
4.	Sam Houston St.	61	38	.616
5.	Montana St.	66	43	.606
6.	Southern Ill.	63	43	.594
	Southwest Mo. St.	63	43	.594
8.	Florida Int'l.	70	48	.593
9.	Indiana St.	59	41	.590
10.	Ga. Southern	98	70	.583

2003	Team	Opp. Record		Pct.
		W	L	
1.	Delaware	104	60	.634
2.	Western Ky.	68	46	.596
3.	Princeton	58	40	.592
4.	Wofford	81	57	.587
5.	Idaho St.	58	41	.586
6.	Western Ill.	75	54	.581
7.	Massachusetts	84	62	.575
8.	Portland St.	57	44	.564
9.	Northeastern	66	51	.564
10.	Richmond	67	52	.563

‡When not playing the team listed.

Annual Most-Improved Teams

Year	Team	\$Games Improved	From	To	Coach
1978	Western Ky.	6½	1977 1-8-1	1978 8-2-0	Jimmy Feix
1979	Murray St.	5	1978 4-7-0	1979 *9-2-1	Mike Gottfried
1980	Idaho St.	6	1979 0-11-0	1980 6-5-0	#Dave Kragthorpe
1981	Lafayette	5½	1980 3-7-0	1981 9-2-0	#Bill Russo
1982	Pennsylvania	6	1981 1-9-0	1982 7-3-0	Jerry Berndt
1983	North Texas	5½	1982 2-9-0	1983 *8-4-0	Corky Nelson
	Southern Ill.	5½	1982 6-5-0	1983 *13-1-0	Ray Dempsey
1984	Montana St.	9½	1983 1-10-0	1984 *12-2-0	Dave Arnold
1985	Appalachian St.	4	1984 4-7-0	1985 8-3-0	Sparky Woods
	Massachusetts	4	1984 3-8-0	1985 7-4-0	Bob Stull
	West Tex. A&M	4	1984 3-8-0	1985 6-3-1	#Bill Kelly
1986	Morehead St.	6	1985 1-10-0	1986 7-4-0	Bill Baldrige
1987	Weber St.	6	1986 3-8-0	1987 *10-3-0	Mike Price
1988	Stephen F. Austin	5½	1987 3-7-1	1988 *10-3-0	Jim Hess
1989	Yale	4½	1988 3-6-1	1989 8-2-0	Carmen Cozza
1990	Nevada	4	1989 7-4-0	1990 *13-2-0	Chris Ault
	N.C. A&T	4	1989 5-6-0	1990 9-2-0	Bill Hayes
1991	Alcorn St.	5	1990 2-7-0	1991 7-2-1	#Cardell Jones
	Austin Peay	5	1990 0-11-0	1991 5-6-0	#Roy Gregory
	Princeton	5	1990 3-7-0	1991 8-2-0	Steve Tosches
	Southern Ill.	5	1990 2-9-0	1991 7-4-0	Bob Smith
1992	Howard	5	1991 2-9-0	1992 7-4-0	Steve Wilson
	Pennsylvania	5	1991 2-8-0	1992 7-3-0	#Al Bagnoli
	Richmond	5	1991 2-9-0	1992 7-4-0	Jim Marshall
	Tennessee Tech	5	1991 2-9-0	1992 7-4-0	Jim Ragland
	Western Caro.	5	1991 2-9-0	1992 7-4-0	Steve Hodgins
1993	Boston U.	8	1992 3-8-0	1993 *12-1-0	Dan Allen
1994	Boise St.	8	1993 3-8-0	1994 *13-2-0	Pokey Allen
1995	Murray St.	5½	1994 5-6-0	1995 *11-1-0	Houston Nutt
1996	Nicholls St.	7½	1995 0-11	1996 *8-4	Darren Barbier
1997	McNeese St.	8	1996 3-8	1997 *13-2	Bobby Keasler
1998	Massachusetts	8	1997 2-9	1998 *12-3	#Mark Whipple
1999	Stephen F. Austin	5	1998 3-8	1999 8-3	#Mike Santiago
2000	Sacred Heart	8	1999 2-9	2000 10-1	#Jim Fleming
2001	Alcorn St.	6	2000 0-11	2001 6-5	Johnny Thomas
	St. Peter's	6	2000 4-7	2001 10-1	Rob Stern
2002	Mississippi Val.	5	2001 0-11	2002 5-6	#Willie Totten
2003	Fla. Atlantic	7½	2002 2-9	2003 *11-3	Howard Schnellenberger

\$To determine games improved, add the difference in victories between the two seasons to the difference in losses, then divide by two; ties not counted. *Division I-AA playoff included. #First year as head coach at that college.

DIVISION I-AA

ALL-TIME MOST-IMPROVED TEAMS

Games	Team (Year)
9½Montana St. (1984)
8Sacred Heart (2000)
8Massachusetts (1998)
8McNeese St. (1997)
8Boise St. (1994)
8Boston U. (1993)
7½Fla. Atlantic (2003)
7½Nicholls St. (1996)
7Delaware (2003)
7Monmouth (2003)
7Lehigh (1998)
6½Valparaiso (2003)
6½Western Ky. (1978)
6Southern Ill. (2003)
6Alcorn St. (2001)
6St. Peter's (2001)
6Jacksonville St. (1998)
6Colgate (1996)
6Weber St. (1987)
6Morehead St. (1986)
6Pennsylvania (1982)
6Idaho St. (1980)
5½N.C. A&T (2003)
5½Southern U. (2003)
5½Davidson (1998)
5½Illinois St. (1998)
5½Fairfield (1997)

Games	Team (Year)
5½Murray St. (1995)
5½Southern U. (1993)
5½Stephen F. Austin (1988)
5½East Tenn. St. (1986)
5½Holy Cross (1986)
5½Yale (1984)
5½North Texas (1983)
5½Southern Ill. (1983)
5½Lafayette (1981)

2003 MOST-IMPROVED TEAMS

(Includes Playoff Games)	2002	2003	\$Games Improved
Fla. Atlantic (Howard Schnellenberger)	2-9	11-3	7½
Delaware (K.C. Keeler)	6-6	15-1	7
Monmouth (Kevin Callahan)	2-8	10-2	7
Valparaiso (Tom Horne)	1-10	8-4	6½
Southern Ill. (Jerry Kill)	4-8	10-2	6
N.C. A&T (George Small)	4-8	10-3	5½
Southern U. (Pete Richardson)	6-6	12-1	5½
Tennessee St. (James Reese)	2-10	7-5	5
Weber St. (Jerry Graybeal)	3-8	8-4	4½
Cal Poly (Rich Ellerson)	3-8	7-4	4
Colgate (Dick Biddle)	9-3	15-1	4
Northern Iowa (Mark Farley)	5-6	10-3	4

\$To determine games improved, add the difference in victories between the two seasons to the difference in losses, then divide by two.

All-Time Team Won-Lost Records

BY PERCENTAGE (TOP 25)

Team	Yrs.	W	L	T	Pct.	Total Games
Ga. Southern	22	218	69	1	.759	288
Yale	131	821	315	55	.712	1191
Grambling	61	460	183	15	.710	658
Florida A&M	71	503	206	18	.704	727
Gardner-Webb	4	29	13	0	.690	42
Tennessee St.	76	478	210	30	.@.687	718
Princeton	134	751	342	50	.679	1143
Robert Morris	10	67	32	1	.675	100
Harvard	129	757	365	50	.667	1172
Jackson St.	58	378	209	13	.641	600
Southern U.	82	500	281	25	.636	806
Pennsylvania	127	768	433	42	.635	1243
Eastern Ky.	80	493	281	27	.632	801
Fordham	105	715	405	53	.632	1173
Dayton	96	563	326	26	.630	915
McNeese St.	53	357	209	14	.628	580
Dartmouth	122	635	378	46	.621	1059
Appalachian St.	74	472	283	29	.621	784
Albany (N.Y.)	31	192	119	0	.617	311
Hofstra	63	373	231	11	.615	615
South Carolina St.	76	422	263	27	.612	712
Delaware	112	598	380	44	.607	1022
Western Ky.	85	480	309	31	.604	820
Youngstown St.	63	381	249	17	.602	647
Northern Iowa	105	546	356	47	.600	949

Includes records as senior college only. Bowl and playoff games are included, and each tie game is computed as half won and half lost. Note: Tiebreaker rule began with 1996 season.

@Tennessee State's participation in the 1981 and 1982 Division I-AA championships (1-2 record) voided.

ALPHABETICAL LISTING

Team	Yrs.	W	L	T	Pct.	Total Games
Alabama A&M	66	314	279	26	.528	619
Alabama St.	98	408	395	43	.508	846
Albany (N.Y.)	31	192	119	0	.617	311
Alcorn St.	80	391	282	39	.577	712
Appalachian St.	74	472	283	29	.621	784
Ark.-Pine Bluff	72	309	351	42	.470	702
Austin Peay	67	247	414	16	.377	677
Bethune-Cookman	65	359	242	22	.594	623
Brown	118	535	515	40	.509	1090
Bucknell	118	537	492	51	.521	1080
Butler	114	513	376	35	.574	924
Cal Poly	63	334	273	9	.550	616
Central Conn. St.	65	241	298	22	.449	561
Charleston So.	13	34	104	0	.246	138
Chattanooga	96	456	442	33	.508	931
Citadel	96	428	471	32	.477	931
Coastal Caro.	1	6	5	0	.545	11
Colgate	113	552	419	50	.565	1021
Columbia	113	350	566	43	.387	959
Cornell	116	592	432	34	.576	1058
Dartmouth	122	635	378	46	.621	1059
Davidson	106	382	513	45	.430	940
Dayton	96	563	326	26	.630	915
Delaware	112	598	380	44	.607	1022
Delaware St.	58	252	304	8	.454	564
Drake	110	512	459	29	.527	1000
Duquesne	56	275	221	18	.553	514
Eastern Ill.	103	425	446	44	.489	915
Eastern Ky.	80	493	281	27	.632	801
Eastern Wash.	93	417	347	23	.544	787
Elon	82	435	352	18	.552	805
Fla. Atlantic	3	17	18	0	.486	35
Florida A&M	71	503	206	18	.704	727
Florida Int'l.	2	7	16	0	.304	23
Fordham	105	715	405	53	.632	1173
Furman	90	508	382	37	.568	927
Ga. Southern	22	218	69	1	.759	288
Gardner-Webb	4	29	13	0	.690	42
Georgetown	92	450	311	31	.588	792
Grambling	61	460	183	15	.710	658
Hampton	102	475	353	34	.571	862
Harvard	129	757	365	50	.667	1172

Team	Yrs.	W	L	T	Pct.	Total Games
Hofstra	63	373	231	11	.615	615
Holy Cross	108	553	440	55	.554	1048
Howard	107	443	365	42	.546	850
Idaho St.	99	428	396	20	.519	844
Illinois St.	104	406	468	65	.467	939
Indiana St.	87	335	402	20	.456	757
Iona	26	109	147	3	.427	259
Jackson St.	58	378	209	13	.641	600
Jacksonville	6	23	37	0	.383	60
Jacksonville St.	71	372	283	27	.565	682
James Madison	31	180	158	3	.532	341
La Salle	7	23	45	0	.338	68
Lafayette	122	604	518	39	.537	1161
Lehigh	120	592	533	45	.525	1170
Liberty	31	151	167	4	.475	322
Maine	112	453	421	38	.518	912
Marist	26	112	130	3	.463	245
Massachusetts	121	496	492	51	.502	1039
McNeese St.	53	357	209	14	.628	580
Mississippi Val.	51	199	282	11	.416	492
Monmouth	10	57	44	0	.564	101
Montana	104	459	449	26	.505	934
Montana St.	100	395	421	34	.485	850
Morehead St.	74	279	381	22	.425	682
Morgan St.	83	382	329	30	.536	741
Murray St.	79	420	332	34	.556	786
New Hampshire	107	458	402	54	.531	914
Nicholls St.	32	148	203	4	.423	355
Norfolk St.	43	207	210	7	.496	424
N.C. A&T	80	406	327	39	.551	772
Northeastern	68	269	318	17	.459	604
Northern Ariz.	79	361	356	22	#.503	739
Northern Iowa	105	546	356	47	.600	949
Northwestern St.	95	464	368	33	.555	865
Pennsylvania	127	768	433	42	.635	1243
Portland St.	57	282	291	10	.492	583
Prairie View	77	336	403	31	.456	770
Princeton	134	751	342	50	.679	1143
Rhode Island	103	354	484	41	.426	879
Richmond	120	437	576	53	.435	1066
Robert Morris	10	67	32	1	.675	100
Sacramento St.	50	219	284	8	.436	511
Sacred Heart	13	56	73	0	.434	129
Sam Houston St.	87	364	367	47	.498	778
Samford	88	403	400	34	.502	837
San Diego	36	171	165	8	.509	344
Savannah St.	4	5	36	0	.122	41
South Carolina St.	76	422	263	27	.612	712
Southeast Mo. St.	91	388	405	37	.490	830
Southeastern La.	54	280	227	17	.551	524
Southern Ill.	88	349	448	33	.440	830
Southern U.	82	500	281	25	.636	806
Southern Utah	41	195	208	6	.484	409
Southwest Mo. St.	92	410	402	40	.505	852
St. Francis (Pa.)	55	155	289	13	.353	457
St. Peter's	32	76	195	1	.281	272
Stephen F. Austin	77	328	418	30	%.442	776
Stony Brook	21	97	100	2	.492	199
Tenn.-Martin	47	188	298	5	.388	491
Tennessee St.	76	478	210	30	.@.687	718
Tennessee Tech	82	356	412	31	.465	799
Texas Southern	58	279	299	27	.483	605
Texas St.	89	437	357	27	.549	821
Towson	35	198	161	4	.551	363
Valparaiso	83	340	384	24	.471	748
Villanova	106	515	414	41	.552	970
VMI	113	443	567	43	.441	1053
Wagner	73	336	279	17	.545	632
Weber St.	42	217	228	3	.488	448
Western Caro.	70	294	385	23	.435	702
Western Ill.	100	454	369	37	.549	860
Western Ky.	85	480	309	31	.604	820
William & Mary	108	493	482	37	.505	1012
Wofford	95	421	441	36	.489	898
Yale	131	821	315	55	.712	1191
Youngstown St.	63	381	249	17	.602	647

Also includes any participation in major bowl games. Ties computed as half won and half lost. #Northern Arizona's participation in the 1999 Division I-AA championship (0-1 record) voided. %Stephen F. Austin's participation in the 1989 Division I-AA championship (3-1 record) voided. @Tennessee State's participation in the 1981 and 1982 Division I-AA championships (1-2 record) voided.

BY VICTORIES

Team	Wins
Yale	821
Pennsylvania	768
Harvard	757
Princeton	751
Fordham	715
Dartmouth	635
Lafayette	604
Delaware	598
Cornell	592
Lehigh	592
Dayton	563
Holy Cross	553
Colgate	552
Northern Iowa	546
Bucknell	537
Brown	535
Villanova	515
Butler	513
Drake	512
Furman	508
Florida A&M	503
Southern U.	500
Massachusetts	496
Eastern Ky.	493
William & Mary	493
Western Ky.	480
Tennessee St.	478
Hampton	475
Appalachian St.	472
Northwestern St.	464
Grambling	460
Montana	459
New Hampshire	458
Chattanooga	456
Western Ill.	454
Maine	453
Georgetown	450
Howard	443
VMI	443
Richmond	437
Texas St.	437
Elon	435
Citadel	428
Idaho St.	428
Eastern Ill.	425
South Carolina St.	422
Wofford	421
Murray St.	420
Eastern Wash.	417
Southwest Mo. St.	410
Alabama St.	408
Illinois St.	406
N.C. A&T	406
Samford	403
Montana St.	395
Alcorn St.	391
Southeast Mo. St.	388
Davidson	382
Morgan St.	382

Team	Wins
Youngstown St.	381
Jackson St.	378
Hofstra	373
Jacksonville St.	372
Sam Houston St.	364
Northern Ariz.	361
Bethune-Cookman	359
McNeese St.	357
Tennessee Tech	356
Rhode Island	354
Columbia	350
Southern Ill.	349
Valparaiso	340
Prairie View	336
Wagner	336
Indiana St.	335
Cal Poly	334
Stephen F. Austin	328
Alabama A&M	314
Ark. Pine Bluff	309
Western Caro.	294
Portland St.	282
Southeastern La.	280
Morehead St.	279
Texas Southern	279
Duquesne	275
Northeastern	269
Delaware St.	252
Austin Peay	247
Central Conn. St.	241
Sacramento St.	219
Ga. Southern	218
Weber St.	217
Norfolk St.	207
Mississippi Val.	199
Towson	198
Southern Utah	195
Albany (N.Y.)	192
Tenn.-Martin	188
James Madison	180
San Diego	171
St. Francis (Pa.)	155
Liberty	151
Nicholls St.	148
Marist	112
Iona	109
Stony Brook	97
St. Peter's	76
Robert Morris	67
Monmouth	57
Sacred Heart	56
Charleston So.	34
Gardner-Webb	29
Jacksonville	23
La Salle	23
Fla. Atlantic	17
Florida Int'l	7
Coastal Caro.	6
Savannah St.	5

Team	2000	2001	2002	2003	Total	Pct.					
	W	L	W	L	W	L					
Western Ill.	9	3	5	5	11	2	9	4	34	14	.708
Furman	9	3	12	3	8	4	6	5	35	15	.700
Gardner-Webb	6	4	6	4	9	1	8	4	29	13	.690
Morehead St.	6	3	6	4	9	3	8	3	29	13	.690
Appalachian St.	10	4	9	4	8	4	7	4	34	16	.680
Northern Iowa	7	4	11	3	5	6	10	3	33	16	.673
Wofford	7	4	4	7	9	3	12	2	32	16	.667
Southern U.	6	5	7	4	6	6	12	1	31	16	.660
Maine	5	6	9	3	11	3	6	5	31	17	.646
Villanova	5	6	8	3	11	4	7	4	31	17	.646
Eastern Ky.	6	5	8	2	8	4	7	5	29	16	.644
Robert Morris	10	0	6	3	3	7	6	4	25	14	.641
N.C. A&T	8	3	8	3	4	8	10	3	30	17	.638
Youngstown St.	9	3	8	3	7	4	5	7	29	17	.630
Davidson	10	0	5	4	7	3	3	8	25	15	.625
Hampton	7	4	7	4	7	5	7	4	28	17	.622
Eastern Ill.	8	4	9	2	8	4	4	8	29	18	.617
Florida A&M	9	3	7	4	7	5	6	6	29	18	.617
Fordham	3	8	7	4	10	3	9	3	29	18	.617
Albany (N.Y.)	5	6	7	3	8	4	7	4	27	17	.614
Northwestern St.	6	5	8	4	9	4	6	6	29	19	.604
Alabama A&M	7	5	4	5	8	4	8	4	27	18	.600
Massachusetts	7	4	3	8	8	4	10	3	28	19	.596
San Diego	4	6	6	3	5	5	8	2	23	16	.590
Alabama St.	6	5	8	4	6	6	8	5	28	20	.583
Idaho St.	6	5	4	7	8	3	8	4	26	19	.578
Northeastern	4	7	5	6	10	3	8	4	27	20	.574
Eastern Wash.	6	5	7	4	6	5	6	5	25	19	.568
Stephen F. Austin	6	5	6	5	6	5	7	4	25	19	.568
Yale	7	3	6	6	6	4	6	4	22	17	.564
Monmouth	5	6	7	3	2	8	10	2	24	19	.558
Portland St.	8	4	7	4	6	5	4	7	25	20	.556
Northern Ariz.	3	8	8	4	6	5	9	4	26	21	.553
Coastal Caro.	—	—	—	—	—	—	6	5	6	5	.545
William & Mary	5	6	8	4	6	5	5	5	24	20	.545
Hofstra	9	4	9	3	6	6	2	10	26	23	.531
Wagner	6	5	3	6	7	4	6	5	22	20	.524
Drake	7	4	5	5	5	6	6	6	23	21	.523
South Carolina St.	3	8	6	5	7	5	8	4	24	22	.522
Brown	7	3	6	3	2	8	5	5	20	19	.513
St. Peter's	4	7	10	1	6	5	2	8	22	21	.512
Jackson St.	7	4	7	4	7	4	2	10	23	22	.511
Jacksonville St.	4	6	5	6	5	6	8	4	22	22	.500
Marist	6	4	3	6	7	4	4	6	20	20	.500
Sam Houston St.	7	4	10	3	4	7	2	9	23	23	.500
Tennessee Tech	8	3	7	3	5	7	2	9	22	22	.500
Towson	7	4	3	7	6	5	6	6	22	22	.500
Stony Brook	2	8	3	6	8	2	6	4	19	20	.487
Fla. Atlantic	—	—	4	6	2	9	11	3	17	18	.486
Illinois St.	7	4	2	9	6	5	6	6	21	24	.467
Murray St.	6	5	4	6	7	5	4	8	21	24	.467
Weber St.	7	4	3	8	3	8	8	4	21	24	.467
Western Caro.	4	7	7	4	5	6	5	7	21	24	.467
Samford	4	7	5	5	4	7	7	4	20	23	.465
Texas Southern	8	3	3	7	4	7	5	6	20	23	.465
Bucknell	6	5	6	4	2	9	6	6	20	24	.455
Iona	4	7	4	5	5	6	6	5	19	23	.452
Southeast Mo. St.	3	8	4	7	8	4	5	7	20	26	.435
Tennessee St.	3	8	8	3	2	10	7	5	20	26	.435
Cal Poly	3	8	6	5	3	8	7	4	19	25	.432
Southwest Mo. St.	5	6	6	5	4	7	4	7	19	25	.432
Alcorn St.	0	11	6	5	6	5	7	5	19	26	.422
Texas St.	7	4	4	7	4	7	4	8	19	26	.422
Valparaiso	7	4	3	8	1	10	8	4	19	26	.422
Southeastern La.	—	—	—	—	—	—	5	7	5	7	.417
James Madison	6	5	2	9	5	7	6	6	19	27	.413
Richmond	10	3	3	8	4	7	2	9	19	27	.413
Southern Ill.	4	7	1	10	4	8	10	2	19	27	.413
New Hampshire	6	5	4	7	3	8	5	7	18	27	.400
Montana St.	0	11	5	6	7	6	7	6	19	29	.396
Rhode Island	3	8	8	3	3	9	4	8	18	28	.391
La Salle	6	4	5	4	2	9	3	8	16	25	.390
Ark. Pine Bluff	6	5	4	7	3	8	4	7	17	27	.386
Georgetown	5	6	3	7	5	6	4	8	17	27	.386
Jacksonville	3	8	5	5	3	7	5	6	16	26	.381
Delaware St.	7	4	5	6	4	8	1	10	17	28	.378
Austin Peay	2	9	3	7	7	5	4	7	16	28	.364
Lafayette	2	9	2	8	7	5	5	6	16	28	.364
Nicholls St.	1	10	3	8	7	4	5	6	16	28	.364
Princeton	3	7	3	6	6	4	2	8	14	25	.359
Holy Cross	7	4	4	6	4	8	1	11	16	29	.356
Morgan St.	1	10	2	9	7	5	6	5	16	29	.356

Records in the 2000s

(2000-01-02-03, Playoffs Included)

BY PERCENTAGE

Team	2000	2001	2002	2003	Total	Pct.					
	W	L	W	L	W	L					
Pennsylvania	7	3	8	1	9	1	10	0	34	5	.872
Dayton	8	3	10	1	11	1	9	2	38	7	.844
Grambling	10	2	10	1	11	2	9	3	40	8	.833
Montana	13	2	15	1	11	3	9	4	48	10	.828
Duquesne	10	1	8	3	11	1	8	3	37	8	.822
Lehigh	12	1	11	1	8	4	8	3	39	9	.813
Ga. Southern	13	2	12	2	11	3	7	4	43	11	.796
Sacred Heart	10	1	10	0	7	3	6	5	33	9	.786
Colgate	7	4	7	3	9	3	15	1	38	11	.776
McNeese St.	8	4	8	4	13	2	10	2	39	12	.765
Bethune-Cookman	9	2	6	4	11	2	9	3	35	11	.761
Western Ky.	11	2	8	4	12	3	9	4	40	13	.755
Harvard	5	5	9	0	7	3	7	3	28	11	.718
Delaware	12	2	4	6	6	6	15	1	37	15	.712

Team	2000		2001		2002		2003		W	L	Total	Pct.
	W	L	W	L	W	L	W	L				
Sacramento St.	7	4	2	9	5	7	2	9	16	29	356	
Central Conn. St.	4	6	2	7	5	6	3	8	14	27	341	
Howard	3	8	2	9	6	5	4	7	15	29	341	
Elon	7	4	2	9	4	7	2	10	15	30	333	
Charleston So.	5	6	5	6	4	8	1	11	15	31	326	
VMI	2	9	1	10	6	6	6	6	15	31	326	
Southern Utah	7	4	2	9	1	10	4	7	14	30	318	
Butler	2	8	5	5	4	6	2	9	13	28	317	
Citadel	2	9	3	7	3	9	6	6	14	31	311	
Liberty	3	8	3	8	2	9	6	6	14	31	311	
Norfolk St.	3	8	5	6	5	6	1	11	14	31	311	
Cornell	5	5	2	7	4	6	1	9	12	27	308	
Florida Int'l	—	—	—	—	5	6	2	10	7	16	304	
Chattanooga	5	6	3	8	2	10	3	9	13	33	283	
Dartmouth	2	8	1	8	3	7	5	5	11	28	282	
Columbia	3	7	3	7	1	9	4	6	11	29	275	
Indiana St.	1	10	3	8	5	7	3	9	12	34	261	
Mississippi Val.	2	9	0	11	5	6	2	9	9	35	205	
Tenn.-Martin	2	9	1	10	2	10	2	10	7	39	152	
Prairie View	1	10	3	7	1	10	1	9	6	36	143	
Savannah St.	2	8	2	7	1	9	0	12	5	36	122	
St. Francis (Pa.)	0	11	0	10	2	8	1	9	3	38	073	

BY VICTORIES

Team	Wins
Montana	48
Ga. Southern	43
Grambling	40
Western Ky.	40
Lehigh	39
McNeese St.	39
Colgate	38
Dayton	38
Delaware	37
Duquesne	37
Bethune-Cookman	35
Furman	35
Appalachian St.	34
Pennsylvania	34
Western Ill.	34
Northern Iowa	33
Sacred Heart	33
Wofford	32
Maine	31
Southern U.	31
Villanova	31
N.C. A&T	30
Eastern Ill.	29
Eastern Ky.	29
Florida A&M	29
Fordham	29
Gardner-Webb	29
Morehead St.	29
Northwestern St.	29
Youngstown St.	29
Alabama St.	28
Hampton	28
Harvard	28
Massachusetts	28
Alabama A&M	27
Albany (N.Y.)	27
Northeastern	27
Hofstra	26
Idaho St.	26
Northern Ariz.	26
Davidson	25
Eastern Wash.	25
Portland St.	25
Robert Morris	25
Stephen F. Austin	25
Monmouth	24
South Carolina St.	24
William & Mary	24
Drake	23
Jackson St.	23
Sam Houston St.	23
San Diego	23
Jacksonville St.	22
St. Peter's	22
Tennessee Tech	22
Towson	22
Wagner	22
Yale	22
Illinois St.	21

Team	Wins
Murray St.	21
Weber St.	21
Western Caro.	21
Brown	20
Bucknell	20
Marist	20
Samford	20
Southeast Mo. St.	20
Tennessee St.	20
Texas Southern	20
Alcorn St.	19
Cal Poly	19
Iona	19
James Madison	19
Montana St.	19
Richmond	19
Southern Ill.	19
Southwest Mo. St.	19
Stony Brook	19
Texas St.	19
Valparaiso	19
New Hampshire	18
Rhode Island	18
Ark.-Pine Bluff	17
Delaware St.	17
Fla. Atlantic	17
Georgetown	17
Austin Peay	16
Holy Cross	16
Jacksonville	16
Lafayette	16
La Salle	16
Morgan St.	16
Nicholls St.	16
Sacramento St.	16
Charleston So.	15
Elon	15
Howard	15
VMI	15
Central Conn. St.	14
Citadel	14
Liberty	14
Norfolk St.	14
Princeton	14
Southern Utah	14
Butler	13
Chattanooga	13
Cornell	12
Indiana St.	12
Columbia	11
Dartmouth	11
Mississippi Val.	9
Florida Int'l	7
Tenn.-Martin	7
Coastal Caro.	6
Prairie View	6
Savannah St.	5
Southeastern La.	5
St. Francis (Pa.)	3

Records in the 1990s

(1990-91-92-93-94-95-96-97-98-99, Playoffs Included; tiebreaker began in 1996)

BY PERCENTAGE

Team	W-L-T	*Pct.
Dayton	92-17-0	.844
Youngstown St.	103-30-2	.770
Montana	93-32-0	.744
Hofstra	81-29-2	.732
Troy St.	87-32-1	.729
Delaware	88-33-1	.725
Northern Iowa	89-34-0	.724
Ga. Southern	92-36-0	.719
Eastern Ky.	85-35-0	.708
Robert Morris	42-18-1	.697
N.C. A&T	79-35-0	.693
Drake	70-31-2	.689
Hampton	78-36-1	.683
McNeese St.	84-39-2	.680
William & Mary	78-37-0	.678
Jackson St.	76-37-1	.671
Appalachian St.	79-40-0	.664
Florida A&M	79-40-0	.664
Ark.-Pine Bluff	56-31-0	.644
Dartmouth	62-35-3	.635
Fairfield	26-15-0	.634
Georgetown	63-37-0	.630
Southern Utah	66-39-0	.629
Pennsylvania	62-37-0	.626
Lehigh	70-42-1	.624
Wagner	63-38-0	.624
St. John's (N.Y.)	65-40-0	.619
Marist	61-38-2	.614
Samford	69-43-2	.614
Western Ill.	71-45-1	.611
Albany (N.Y.)	62-40-0	.608
South Fla.	20-13-0	.606
Villanova	69-46-0	.600
Portland St.	70-47-0	.598
New Hampshire	65-45-2	.589
Massachusetts	67-47-1	.587
South Carolina St.	64-45-0	.587
Princeton	58-41-1	.585
Duquesne	59-42-1	.583
Howard	65-47-0	.580
Furman	66-48-1	.578
San Diego	57-42-1	.575
Southwest Mo. St.	57-43-1	.569
Monmouth	33-25-0	.569
Elon	61-47-0	.565
James Madison	65-51-0	.560
Grambling	62-50-0	.554
Northern Ariz.	62-50-0	.554
Northwestern St.	63-51-0	.553
Cornell	55-45-0	.550
Eastern Wash.	61-51-0	.545
Liberty	60-50-0	.545
St. Mary's (Cal.)	54-46-1	.540
Wofford	59-51-1	.536
Cal Poly	57-50-1	.532
Weber St.	59-52-0	.532
Stephen F. Austin	58-52-3	.527
Butler	53-48-1	.525
Bucknell	57-52-0	.523
Murray St.	59-54-0	.522
Alabama St.	55-51-4	.518
Connecticut	57-54-0	.514

Team	W-L-T	*Pct.
Jacksonville St.	58-55-1	.513
Eastern Ill.	57-55-1	.509
Stony Brook	50-49-2	.505
Alcorn St.	52-52-3	.500
Davidson	49-49-1	.500
Western Ky.	54-54-0	.500
Illinois St.	55-57-2	.491
Towson	51-53-0	.490
Citadel	55-58-0	.487
Tennessee St.	54-58-0	.482
Alabama A&M	52-57-1	.477
Sam Houston St.	51-56-3	.477
Tennessee Tech	51-58-0	.468
Norfolk St.	48-55-1	.466
Colgate	52-60-1	.465
Cal St. Northridge	49-57-0	.462
Brown	46-54-0	.460
Delaware St.	50-59-0	.459
Yale	45-55-0	.450
East Tenn. St.	50-62-0	.446
Lafayette	47-59-3	.445
Harvard	43-56-1	.435
Sacramento St.	45-59-1	.433
Iona	42-56-1	.429
Richmond	47-63-1	.428
Montana St.	47-63-0	.427
Texas Southern	46-62-1	.427
Valparaiso	43-59-1	.422
Chattanooga	46-64-0	.418
Indiana St.	46-64-0	.418
Morehead St.	44-62-0	.415
Bethune-Cookman	44-64-0	.407
Holy Cross	44-65-1	.405
Mississippi Val.	40-62-3	.395
Western Caro.	43-66-0	.394
Maine	43-67-0	.391
Jacksonville	7-11-0	.389
Southern U.	38-63-1	.377
Southeast Mo. St.	40-70-0	.364
Northeastern	39-70-1	.359
Morgan St.	20-37-0	.351
Canisius	34-64-1	.348
Columbia	33-65-2	.340
Southern Ill.	37-73-0	.336
Idaho St.	36-73-1	.332
Central Conn. St.	31-66-1	.321
Nicholls St.	35-75-1	.320
Rhode Island	34-75-0	.312
St. Francis (Pa.)	29-70-1	.295
Tenn.-Martin	31-79-0	.282
Sacred Heart	23-64-0	.264
La Salle	7-20-0	.259
Texas St.	23-68-0	.253
Siena	22-69-0	.242
St. Peter's	21-70-0	.231
Austin Peay	24-85-0	.220
Charleston So.	19-73-0	.207
VMI	22-88-0	.200
Fordham	20-85-1	.193
Prairie View	3-93-0	.031

*Ties counted as half won and half lost.

BY VICTORIES

(Minimum 55 Wins; Playoffs Included)

Team	Wins
Youngstown St.	103
Montana	93
Dayton	92
Ga. Southern	92
Northern Iowa	89
Delaware	88
Troy St.	87
Eastern Ky.	85
McNeese St.	84

Team	Wins
Hofstra	81
Appalachian St.	79
Florida A&M	79
N.C. A&T	79
Hampton	78
William & Mary	78
Jackson St.	76
Western Ill.	71
Drake	70
Lehigh	70
Portland St.	70
Samford	69
Villanova	69

Team	Wins	Team	Wins	Team	Wins	Team	Wins
Massachusetts.....	67	Wagner.....	63	Liberty.....	60	Connecticut.....	57
Furman.....	66	Albany (N.Y.).....	62	Duquesne.....	59	Eastern Ill.....	57
Southern Utah.....	66	Dartmouth.....	62	Murray St.....	59	San Diego.....	57
Howard.....	65	Grambling.....	62	Weber St.....	59	Southwest Mo. St.....	57
James Madison.....	65	Northern Ariz.....	62	Wofford.....	59	Ark.-Pine Bluff.....	56
New Hampshire.....	65	Pennsylvania.....	62	Jacksonville St.....	58	Alabama St.....	55
St. John's (N.Y.).....	65	Eastern Wash.....	61	Princeton.....	58	Citadel.....	55
South Carolina St.....	64	Elon.....	61	Stephen F. Austin.....	58	Cornell.....	55
Georgetown.....	63	Marist.....	61	Bucknell.....	57	Illinois St.....	55
Northwestern St.....	63			Cal Poly.....	57		

Records in the Last Five Years

(1999-2000-01-02-03, Playoffs Included)

BY PERCENTAGE

Team	1999		2000		2001		2002		2003		Total	
	W	L	W	L	W	L	W	L	W	L	W	Pct.
Lehigh.....	10	2	12	1	11	1	8	4	8	3	49	.817
Montana.....	9	3	13	2	15	1	11	3	9	4	57	.814
Ga. Southern.....	13	2	13	2	12	2	11	3	7	4	56	.812
Duquesne.....	8	3	10	1	8	3	11	1	8	3	45	.804
Dayton.....	6	4	8	3	10	1	11	1	9	2	44	.800
Grambling.....	7	4	10	2	10	1	11	2	9	3	47	.797
Pennsylvania.....	5	5	7	3	8	1	9	1	10	0	39	.796
Colgate.....	10	2	7	4	7	3	9	3	15	1	48	.787
Bethune-Cookman.....	7	4	9	2	6	4	11	2	9	3	42	.737
McNeese St.....	6	5	8	4	8	4	13	2	10	2	45	.726
Western Ky.....	6	5	11	2	8	4	12	3	9	4	46	.719
Furman.....	9	3	9	3	12	3	8	4	6	5	44	.710
Southern U.....	11	2	6	5	7	4	6	6	12	1	42	.700
Delaware.....	7	4	12	2	4	6	6	6	15	1	44	.698
Western Ill.....	7	4	9	3	5	5	11	2	9	4	41	.695
Appalachian St.....	9	3	10	4	9	4	8	4	7	4	43	.694
N.C. A&T.....	11	2	8	3	8	3	4	8	10	3	41	.683
Northern Iowa.....	8	3	7	4	11	3	5	6	10	3	41	.683
Gardner-Webb.....	7	4	6	4	6	4	9	1	8	4	36	.679
Harvard.....	5	5	5	5	9	0	7	3	7	3	33	.673
Robert Morris.....	8	2	10	0	6	3	3	7	6	4	33	.673
Youngstown St.....	12	3	9	3	8	3	7	4	5	7	41	.672
Sacred Heart.....	2	9	10	1	10	0	7	3	6	5	35	.660
Morehead St.....	5	5	6	3	6	4	9	3	8	3	34	.654
Davidson.....	8	3	10	0	5	4	7	3	3	8	33	.647
Villanova.....	7	4	5	6	8	3	11	4	7	4	38	.644
Wofford.....	6	5	7	4	4	7	9	3	12	2	38	.644
Eastern Ky.....	7	4	6	5	8	2	8	4	7	5	36	.643
Albany (N.Y.).....	7	2	5	6	7	3	8	4	7	4	34	.642
Florida A&M.....	10	4	9	3	7	4	7	5	6	6	39	.639
Yale.....	9	1	7	3	3	6	6	4	6	4	31	.633
Hampton.....	8	4	7	4	7	4	7	5	7	4	36	.632
Massachusetts.....	9	4	7	4	3	8	8	4	10	3	37	.617
Stephen F. Austin.....	8	3	6	5	6	5	6	5	7	4	33	.600
Hofstra.....	11	2	9	4	9	3	6	6	21	0	37	.597
Maine.....	4	7	5	6	9	3	11	3	6	5	35	.593
Brown.....	9	1	7	3	6	3	2	8	5	5	29	.592
Alabama A&M.....	6	5	7	5	4	5	8	4	8	4	33	.589
Portland St.....	8	3	8	4	7	4	6	5	4	7	33	.589
Eastern Wash.....	7	4	6	5	7	4	6	5	6	5	32	.582
Northern Ariz.....	8	4	3	8	8	4	6	5	9	4	34	.576
San Diego.....	5	5	4	6	6	3	5	5	8	2	28	.571
Jackson St.....	9	3	7	4	7	4	7	4	21	0	32	.561
Northwestern St.....	4	7	6	5	8	4	9	4	6	6	33	.559
Coastal Caro.....	—	—	—	—	—	—	—	—	6	5	6	.545
Drake.....	7	4	7	4	5	5	5	6	6	6	30	.545
William & Mary.....	6	5	5	6	8	4	6	5	5	5	30	.545
Illinois St.....	11	3	7	4	2	9	6	5	6	6	32	.542
Tennessee St.....	11	1	3	8	8	3	21	0	7	5	31	.534
Towson.....	7	4	7	4	3	7	6	5	6	6	29	.527
Eastern Ill.....	21	0	8	4	9	2	8	4	4	8	31	.525
Wagner.....	5	5	6	5	3	6	7	4	6	5	27	.519
Idaho St.....	3	8	6	5	4	7	8	3	8	4	29	.518
Marist.....	6	5	6	4	3	6	7	4	4	6	26	.510
Sam Houston St.....	6	5	7	4	10	3	4	7	2	9	29	.509
Alabama St.....	2	9	6	5	8	4	6	6	8	5	30	.508
Fordham.....	0	11	3	8	7	4	10	3	9	3	29	.500
Murray St.....	7	4	6	5	4	6	7	5	4	8	28	.500
Northeastern.....	2	9	4	7	5	6	10	3	8	4	29	.500
Samford.....	7	4	4	7	5	5	4	7	7	4	27	.500
South Carolina St.....	4	6	3	8	6	5	7	5	8	4	28	.500
Texas St.....	5	6	4	6	5	6	5	6	10	2	24	.500
Ark.-Pine Bluff.....	6	5	6	5	4	7	3	8	4	7	23	.500
St. Peter's.....	11	0	4	7	10	1	6	5	2	8	23	.500
Richmond.....	5	6	10	3	3	8	4	7	2	9	24	.500
Southern Ill.....	5	6	4	7	11	0	4	8	10	2	24	.500
Ark.-Pine Bluff.....	6	5	6	5	4	7	3	8	4	7	23	.500
Southeastern La.....	—	—	—	—	—	—	—	—	5	7	5	.717
New Hampshire.....	5	6	6	5	4	7	3	8	5	7	23	.500
Southeast Mo. St.....	3	8	3	8	4	7	8	4	5	7	23	.500
Alcorn St.....	3	7	0	11	6	5	6	5	7	5	22	.500
Cal Poly.....	3	8	3	8	6	5	3	8	7	4	22	.500
Southern Utah.....	8	3	7	4	2	9	11	0	4	7	22	.500
Sacramento St.....	6	5	7	4	2	9	5	7	2	9	22	.500
Texas St.....	3	8	7	4	4	7	4	7	4	8	22	.500
La Salle.....	4	6	6	4	5	4	2	9	3	8	20	.500
Cornell.....	7	3	5	5	2	7	4	6	1	9	19	.500
Delaware St.....	4	7	7	4	5	6	4	8	11	0	21	.500
Jacksonville.....	3	6	3	8	5	5	3	7	5	6	19	.500
Montana St.....	3	8	0	11	5	6	7	6	7	6	22	.500
Howard.....	5	6	3	8	2	9	6	5	4	7	20	.500
Lafayette.....	4	7	2	9	2	8	7	5	5	6	20	.500
Butler.....	5	5	2	8	5	5	4	6	2	9	18	.500
Central Conn. St.....	4	6	4	6	2	7	5	6	3	8	18	.500
Princeton.....	3	7	3	7	3	6	6	4	2	8	17	.500
Austin Peay.....	3	8	2	9	3	7	7	5	4	7	19	.500
Charleston So.....	4	6	5	6	5	6	4	8	11	1	19	.500
Holy Cross.....	3	8	7	4	4	6	4	8	11	1	19	.500
Rhode Island.....	11	0	3	8	8	3	3	9	4	8	19	.500
Morgan St.....	2	8	11	0	2	9	7	5	6	5	18	.500
Liberty.....	4	7	3	8	3	8	2	9	6	6	18	.500
Chattanooga.....	5	6	5	6	3	8	2	10	3	9	18	.500
Nicholls St.....	11	0	11	0	3	8	7	4	5	6	17	.500
Florida Int'l.....	—	—	—	—	—	—	—	—	21	0	7	.500
Citadel.....	2	9	2	9	3	7	3	9	6	6	16	.500
Norfolk St.....	2	9	3	8	5	6	5	6	11	1	16	.500
VMI.....	11	0	2	9	11	0	6	6	6	6	16	.500
Columbia.....	3	7	3	7	3	7	1	9	4	6	14	.500
Dartmouth.....	2	8	2	8	1	8	3	7	5	5	13	.500
Indiana St.....	3	8	11	0	3	8	5	7	3	9	15	.500
Mississippi Val.....	3	8	2	9	0	11	5	6	2	9	12	.500
Savannah St.....	5	6	2	8	2	7	1	9	0	12	10	.500
Prairie View.....	2	8	11	0	3	7	11	0	1	9	8	.500
Tenn.-Martin.....	11	0	2	9	11	0	21	0	21	0	8	.500
St. Francis (Pa.).....	2	9	0	11	0	10	2	8	1	9	5	.500

**BY VICTORIES
(Playoffs Included)**

Team	Wins
Montana	57
Ga. Southern	56
Lehigh	49
Colgate	48
Grambling	47
Western Ky.	46
Duquesne	45
McNeese St.	45
Dayton	44
Delaware	44
Furman	44
Appalachian St.	43
Bethune-Cookman	42
Southern U.	42
N.C. A&T	41
Northern Iowa	41
Western Ill.	41
Youngstown St.	41
Florida A&M	39
Pennsylvania	39
Villanova	38
Wofford	38
Hofstra	37
Massachusetts	37
Eastern Ky.	36
Gardner-Webb	36
Hampton	36
Maine	35

Team	Wins
Sacred Heart	35
Albany (N.Y.)	34
Morehead St.	34
Northern Ariz.	34
Alabama A&M	33
Davidson	33
Harvard	33
Northwestern St.	33
Portland St.	33
Robert Morris	33
Stephen F. Austin	33
Eastern Wash.	32
Illinois St.	32
Jackson St.	32
Eastern Ill.	31
Tennessee St.	31
Yale	31
Alabama St.	30
Drake	30
William & Mary	30
Brown	29
Fordham	29
Idaho St.	29
Northeastern	29
Sam Houston St.	29
Towson	29
Murray St.	28
San Diego	28
South Carolina St.	28
Valparaiso	28
Bucknell	27

Team	Wins
James Madison	27
Samford	27
Tennessee Tech	27
Wagner	27
Georgetown	26
Marist	26
Monmouth	26
Texas Southern	26
Elon	24
Iona	24
Jacksonville St.	24
Richmond	24
Southern Ill.	24
Southwest Mo. St.	24
Stony Brook	24
Weber St.	24
Western Caro.	24
Ark.-Pine Bluff	23
New Hampshire	23
St. Peter's	23
Southeast Mo. St.	23
Alcorn St.	22
Cal Poly	22
Montana St.	22
Sacramento St.	22
Southern Utah	22
Texas St.	22
Delaware St.	21
Howard	20
Lafayette	20
La Salle	20

Team	Wins
Cornell	19
Austin Peay	19
Charleston So.	19
Holy Cross	19
Jacksonville	19
Rhode Island	19
Butler	18
Central Conn. St.	18
Chattanooga	18
Liberty	18
Morgan St.	18
Fla. Atlantic	17
Nicholls St.	17
Princeton	17
Citadel	16
Norfolk St.	16
VMI	16
Indiana St.	15
Columbia	14
Dartmouth	13
Mississippi Val.	12
Savannah St.	10
Prairie View	8
Tenn.-Martin	8
Florida Int'l.	7
Coastal Caro.	6
St. Francis (Pa.)	5
Southeastern La.	5

Records in the 1980s

(Playoffs Included)

BY PERCENTAGE

Team	W-L-T	Pct. †	Team	W-L-T	Pct. †
Eastern Ky.	88-24-2	.781	Delaware	68-36-0	.654
Furman	83-23-4	.773	Middle Tenn.	65-36-0	.644
Ga. Southern	68-22-1	*.753	Boise St.	66-38-0	.635
Jackson St.	71-25-5	.728	Texas St.	66-39-0	.629
Grambling	68-30-3	.688	Murray St.	61-36-2	.626
Nevada	71-35-1	.668	Northern Iowa	64-38-2	.625
Holy Cross	67-33-2	.667	Towson	60-36-2	.622
Tennessee St.	64-32-4	.660	Alcorn St.	56-34-0	.622
Eastern Ill.	70-36-1	.659	La.-Monroe	64-39-0	.621
Idaho	69-36-0	.657	South Carolina St.	55-34-1	.617

†Ties counted as half won and half lost. *Includes two nonvarsity seasons and five varsity seasons; varsity record, 55-14-0 for .797.

National Poll Rankings

Final Poll Leaders

(Released before division championship playoffs prior to 2001 and released after the championship playoffs beginning with 2001. Both the Sports Network/CSTV and USA Today/ESPN polls select final poll leaders following the playoffs.)

Year	Team, Record*	Coach	Record in Championship †
1978	Nevada (10-0-0)	Chris Ault	0-1 Lost in semifinals
1979	Grambling (8-2-0)	Eddie Robinson	Did not compete
1980	Lehigh (9-0-2)	John Whitehead	0-1 Lost in semifinals
1981	Eastern Ky. (9-1-0)	Roy Kidd	2-1 Lost in championship
1982	Eastern Ky. (10-0-0)	Roy Kidd	3-0 Champion
1983	Southern Ill. (10-1-0)	Ray Dempsey	3-0 Champion
1984	Alcorn St. (9-0-0)	Marino Casem	0-1 Lost in quarterfinals
1985	Middle Tenn. (11-0-0)	James Donnelly	0-1 Lost in quarterfinals
1986	Nevada (11-0-0)	Chris Ault	2-1 Lost in semifinals
1987	Holy Cross (11-0-0)	Mark Duffner	Did not compete
1988	Idaho (9-1-0)	Keith Gilbertson	2-1 Lost in semifinals
1989	Ga. Southern (11-0-0)	Erk Russell	4-0 Champion
1990	Middle Tenn. (10-1-0)	James Donnelly	1-1 Lost in quarterfinals
1991	Nevada (11-0-0)	Chris Ault	1-1 Lost in quarterfinals
1992	(tie) Citadel (10-1-0) La.-Monroe (9-2-0)	Charlie Taaffe Dave Roberts	1-1 Lost in quarterfinals 1-1 Lost in quarterfinals
1993	Troy St. (10-0-1)	Larry Blakeney	2-1 Lost in semifinals
1994	Youngstown St. (10-0-1)	Jim Tressel	4-0 Champion
1995	McNeese St. (11-0-0)	Bobby Keasler	2-1 Lost in semifinals
1996	Marshall (11-0)	Bob Pruett	4-0 Champion
1997	Villanova (11-0)	Andy Talley	1-1 Lost in quarterfinals
1998	Ga. Southern (11-0)	Paul Johnson	3-1 Lost in championship
1999	Tennessee St. (11-0)	L.C. Cole	0-1 Lost in first round
2000	Montana (10-1)	Joe Glenn	3-1 Lost in championship
2001	Montana (11-1)	Joe Glenn	4-0 Champion
2002	Western Ky. (12-3)	Jack Harbaugh	4-0 Champion
2003	Delaware (15-1)	K.C. Keeler	4-0 Champion

*Final poll record; in some cases, a team had one or two games remaining before the championship playoffs. †Number of teams in the championship: 4 (1978-80); 8 (1981); 12 (1982-85); 16 (1986-present).

	Pre	S8	S15	S22	S29	O6	O13	O20	O27	N3	N10	N17	N24	D22
Colgate.....	NR	NR	24	22	19	17	18	16	12	10	7	6	6	2
Illinois St.	NR	NR	NR	23	NR	NR	NR	NR	NR	NR	NR	NR	NR	NR
Northern Ariz.	NR	NR	NR	25	17	14	14	10	15	20	18	17	16	10
Northern Iowa.....	NR	NR	NR	NR	16	12	11	9	6	6	11	8	7	5
Southern U.	NR	NR	NR	NR	22	18	17	14	18	16	17	16	15	13
Harvard.....	NR	NR	NR	NR	NR	23	22	20	16	23	NR	NR	NR	NR
N.C. A&T.....	NR	NR	NR	NR	NR	NR	25	23	19	14	14	13	18	16
Hampton.....	NR	NR	NR	NR	NR	NR	NR	25	21	25	NR	NR	NR	NR
Jacksonville St.	NR	NR	NR	NR	NR	NR	NR	NR	NR	NR	21	19	17	18
Northern Colo.	NR	NR	NR	NR	NR	NR	NR	NR	NR	NR	22	20	19	19

Final Regular-Season Polls

1978 (NCAA)

Team

- Nevada
- Jackson St.
- Florida A&M
- Massachusetts
- Western Ky.
- South Carolina St.
- Northern Ariz.
- Montana St.
- Eastern Ky.
- Lehigh
- Rhode Island

1979 (NCAA)

Team

- Grambling
- Murray St.
- Eastern Ky.
- Lehigh
- Nevada
- Alcorn St.
- Boston U.
- Jackson St.
- Montana St.
- Northern Ariz.
- Southern U.

1980 (NCAA)

Team

- Lehigh
- Grambling
- Eastern Ky.
- South Carolina St.
- Western Ky.
- Delaware
- Boise St.
- Northwestern St.
- Boston U.
- Connecticut
- Massachusetts
- Murray St.

1981 (NCAA)

Team

- Eastern Ky.
- Idaho St.
- South Carolina St.
- Jackson St.
- Boise St.
- Tennessee St.
- Delaware
- Lafayette
- Murray St.
- New Hampshire

1982 (NCAA)

Team

- Eastern Ky.
- Louisiana Tech
- Delaware
- Tennessee St.
- Eastern Ill.
- Furman
- South Carolina St.
- Jackson St.
- Colgate
- Grambling
- Idaho
- Northern Ill.
- Holy Cross
- Bowling Green
- Boise St.
- Western Mich.
- Chattanooga
- Northwestern St.
- Montana
- Lafayette

1983 (NCAA)

Team

- Southern Ill.
- Furman
- Holy Cross
- North Texas
- Indiana St.
- Eastern Ill.
- Colgate
- Eastern Ky.
- Western Caro.
- Grambling
- Nevada
- Idaho St.
- Boston U.
- La.-Monroe
- Jackson St.
- Middle Tenn.
- Tennessee St.
- South Carolina St.
- Mississippi Val.
- New Hampshire

1984 (NCAA)

Team

- Alcorn St.
- Montana St.
- Rhode Island
- Boston U.
- Indiana St.
- Middle Tenn.
- Mississippi Val.
- Eastern Ky.
- Louisiana Tech
- Arkansas St.
- New Hampshire
- Richmond
- Murray St.
- Western Caro.
- Holy Cross
- Furman
- Chattanooga
- Northern Iowa
- Delaware
- McNeese St.

1985 (NCAA)

Team

- Middle Tenn.
- Furman
- Nevada
- Northern Iowa
- Idaho
- Arkansas St.
- Rhode Island
- Grambling
- Ga. Southern
- Akron
- Eastern Wash.
- Appalachian St.
- Delaware St.
- Louisiana Tech
- Jackson St.
- William & Mary
- Murray St.
- Richmond
- Eastern Ky.
- Alcorn St.

1986 (NCAA)

Team

- Nevada
- Arkansas St.
- Eastern Ill.
- Ga. Southern
- Holy Cross
- Appalachian St.
- Pennsylvania
- William & Mary
- Jackson St.
- Eastern Ky.
- Sam Houston St.
- Nicholls St.
- Delaware
- Tennessee St.
- Furman
- Idaho
- Southern Ill.
- Murray St.
- Connecticut
- N.C. A&T

1987 (NCAA)

Team

- Holy Cross
- Appalachian St.
- La.-Monroe
- Northern Iowa
- Idaho
- Ga. Southern
- Eastern Ky.
- James Madison
- Jackson St.
- Weber St.
- Western Ky.
- Arkansas St.
- Maine
- Marshall
- Youngstown St.
- North Texas
- Richmond
- Howard
- Sam Houston St.
- Delaware St.

1988 (NCAA)

Team

- Stephen F. Austin
- Idaho
- Ga. Southern
- Western Ill.
- Furman
- Jackson St.
- Marshall
- Eastern Ky.
- Citadel
- Northwestern St.
- Massachusetts
- North Texas
- Boise St.
- Florida A&M
- Pennsylvania
- Western Ky.
- Connecticut
- Grambling
- Montana
- New Hampshire

1989 (NCAA)

Team

- Ga. Southern
- Furman
- Stephen F. Austin
- Holy Cross
- Idaho
- Montana
- Appalachian St.
- Maine
- Southwest Mo. St.
- Middle Tenn.
- William & Mary
- Eastern Ky.
- Grambling
- Youngstown St.
- Eastern Ill.
- Villanova
- Jackson St.
- Connecticut
- Nevada
- Northern Iowa

**1990
(NCAA)**

- Team**
1. Middle Tenn.
 2. Youngstown St.
 3. Ga. Southern
 4. Nevada
 5. Eastern Ky.
 6. Southwest Mo. St.
 7. William & Mary
 8. Holy Cross
 9. Massachusetts
 10. Boise St.
 11. Northern Iowa
 12. Furman
 13. Idaho
 14. La.-Monroe
 15. Citadel
 16. Jackson St.
 17. Dartmouth
 18. UCF
 19. New Hampshire
 - N.C. A&T

**1991
(NCAA)**

- Team**
1. Nevada
 2. Eastern Ky.
 3. Holy Cross
 4. Northern Iowa
 5. Alabama St.
 6. Delaware
 7. Villanova
 8. Marshall
 9. Middle Tenn.
 10. Samford
 11. New Hampshire
 12. Sam Houston St.
 13. Youngstown St.
 14. Western Ill.
 15. Weber St.
 16. James Madison
 17. Appalachian St.
 18. La.-Monroe
 19. McNeese St.
 20. Citadel
 - Furman

**1992
(NCAA)**

- Team**
1. Citadel
 - La.-Monroe
 3. Northern Iowa
 4. Middle Tenn.
 5. Idaho
 6. Marshall
 7. Youngstown St.
 8. Delaware
 9. Samford
 10. Villanova
 11. McNeese St.
 12. Eastern Ky.
 13. William & Mary
 14. Eastern Wash.
 15. Florida A&M
 16. Appalachian St.
 17. N.C. A&T
 18. Alcorn St.
 19. Liberty
 20. Western Ill.

**1993
(Sports Network)**

- Team**
1. Troy St.
 2. Ga. Southern
 3. Montana
 4. La.-Monroe
 5. McNeese St.
 6. Boston U.
 7. Youngstown St.
 8. Howard
 9. Marshall
 10. William & Mary
 11. Idaho
 12. UCF
 13. Northern Iowa
 14. Stephen F. Austin
 15. Southern U.
 16. Pennsylvania
 17. Eastern Ky.
 18. Delaware
 19. Western Ky.
 20. Eastern Wash.
 21. N.C. A&T
 22. Tennessee Tech
 23. Alcorn St.
 24. Towson
 25. Massachusetts

**1994
(Sports Network)**

- Team**
1. Youngstown St.
 2. Marshall
 3. Boise St.
 4. Eastern Ky.
 5. McNeese St.
 6. Idaho
 7. Grambling
 8. Montana
 9. Boston U.
 10. Troy St.
 11. Northern Iowa
 12. New Hampshire
 13. James Madison
 14. Pennsylvania
 15. Alcorn St.
 16. Middle Tenn.
 17. Appalachian St.
 18. North Texas
 19. William & Mary
 20. UCF
 21. Stephen F. Austin
 22. South Carolina St.
 23. Hofstra
 24. Western Ill.
 25. Northern Ariz.

**1995
(Sports Network)**

- Team**
1. McNeese St.
 2. Appalachian St.
 3. Troy St.
 4. Murray St.
 5. Stephen F. Austin
 6. Marshall
 7. Delaware
 8. Montana
 9. Hofstra
 10. Eastern Ky.
 11. Southern U.
 12. Eastern Ill.
 13. James Madison
 14. Jackson St.
 15. Ga. Southern
 16. Florida A&M
 17. Idaho
 18. Northern Iowa
 19. William & Mary
 20. Richmond
 21. Boise St.
 22. Northern Ariz.
 23. Connecticut
 24. Indiana St.
 25. Middle Tenn.

**1996
(Sports Network)**

- Team**
1. Marshall
 2. Montana
 3. Northern Iowa
 4. Murray St.
 5. Troy St.
 6. Northern Ariz.
 7. William & Mary
 8. Jackson St.
 - (tie) East Tenn. St.
 10. Western Ill.
 11. Delaware
 12. Florida A&M
 13. Furman
 14. Villanova
 15. Youngstown St.
 16. Eastern Ill.
 17. Dartmouth
 18. New Hampshire
 19. Nicholls St.
 20. Howard
 21. Southwest Mo. St.
 22. Stephen F. Austin
 23. James Madison
 24. Dayton
 25. Appalachian St.

**1997
(Sports Network)**

- Team**
1. Villanova
 2. Western Ill.
 3. Delaware
 4. Eastern Wash.
 5. Western Ky.
 6. McNeese St.
 7. Hampton
 8. Ga. Southern
 9. Youngstown St.
 10. Florida A&M
 11. Montana
 12. Southern U.
 13. Jackson St.
 14. Hofstra
 15. Eastern Ky.
 16. Cal Poly
 17. Northwestern St.
 18. Stephen F. Austin
 19. South Carolina St.
 20. Liberty
 21. Eastern Ill.
 22. Appalachian St.
 23. Dayton
 24. Northeastern
 25. Colgate

**1997
(USA Today/ESPN)**

- Team**
1. Youngstown St.
 2. McNeese St.
 3. Delaware
 4. Eastern Wash.
 5. Villanova
 6. Western Ill.
 7. Western Ky.
 8. Ga. Southern
 9. Montana
 10. Hampton
 11. Southern U.
 12. Florida A&M
 13. Jackson St.
 14. Northwestern St.
 15. Eastern Ky.
 16. Hofstra
 17. Cal Poly
 18. Stephen F. Austin
 19. Liberty
 20. South Carolina St.
 21. Colgate
 22. Eastern Ill.
 23. Appalachian St.
 24. Northeastern
 25. Dayton

**1998
(USA Today/ESPN)
(After Playoffs)**

- Team**
1. Massachusetts
 2. Ga. Southern
 3. Northwestern St.
 4. Western Ill.
 5. Florida A&M
 6. Appalachian St.
 7. Connecticut
 8. McNeese St.
 9. Richmond
 10. Hampton
 11. Troy St.
 12. Lehigh
 13. Tennessee St.
 14. Montana
 15. Illinois St.
 16. Southern U.
 17. South Fla.
 18. Hofstra
 19. William & Mary
 20. Murray St.
 21. Colgate
 22. Western Ky.
 23. Bethune-Cookman
 24. Delaware
 25. Montana St.

**1998
(Sports Network)**

- Team**
1. Ga. Southern
 2. Northwestern St.
 3. Florida A&M
 4. Western Ill.
 5. Richmond
 6. McNeese St.
 7. Appalachian St.
 8. Connecticut
 9. Hampton
 10. Tennessee St.
 11. Troy St.
 12. Massachusetts
 13. Lehigh
 14. Montana
 15. Southern U.
 16. William & Mary
 17. Western Ky.
 18. Hofstra
 19. South Fla.
 20. Bethune-Cookman
 21. Illinois St.
 22. Delaware
 23. Murray St.
 24. Montana St.
 25. Northern Iowa

**1999
(USA Today/ESPN)**

- Team (Record)**
1. Tennessee St. (11-0)
 2. Ga. Southern (9-2)
 3. Appalachian St. (8-2)
 4. Hofstra (10-1)
 5. Illinois St. (9-2)
 6. Troy St. (10-1)
 7. Montana (9-2)
 8. Furman (9-2)
 9. Youngstown St. (9-2)
 10. Southern U. (9-1)
 11. Massachusetts (8-3)
 12. James Madison (8-3)
 13. Lehigh (10-1)
 14. Jackson St. (9-2)
 15. Florida A&M (8-3)
 16. N.C. A&T (10-1)
 17. Northern Iowa (8-3)
 18. Colgate (10-1)
 19. Northern Ariz. (8-3)
 20. Elon (9-2)
 21. Portland St. (8-3)
 22. Stephen F. Austin (8-3)
 23. South Fla. (7-4)
 24. Southern Utah (8-3)
 25. Villanova (7-4)

1999**(Sports Network)
(After Playoffs)****Team (Record)**

1. Ga. Southern (13-2)
2. Youngstown St. (12-3)
3. Illinois St. (11-3)
4. Florida A&M (10-4)
5. Hofstra (11-2)
6. Troy St. (11-2)
7. Massachusetts (9-4)
8. Montana (9-3)
9. Appalachian St. (9-3)
(tie) N.C. A&T (11-2)
11. Tennessee St. (11-1)
12. Furman (9-3)
13. James Madison (8-4)
14. Lehigh (10-2)
15. Northern Iowa (8-3)
16. Northern Ariz. (8-4)
17. Southern U. (11-2)
18. Colgate (10-2)
19. Jackson St. (9-3)
20. Portland St. (8-3)
21. Elon (9-2)
22. Stephen F. Austin (8-3)
23. South Fla. (7-4)
24. Villanova (7-4)
25. Brown (9-1)

2002**(Sports Network)
(After Playoffs)****Team (Record)**

1. Western Ky. (12-3)
2. McNeese St. (13-2)
3. Ga. Southern (11-3)
4. Villanova (11-4)
5. Western Ill. (11-2)
6. Maine (11-3)
7. Montana (11-3)
8. Grambling (11-2)
9. Furman (8-4)
10. Appalachian St. (8-4)
11. Northeastern (10-3)
12. Fordham (10-3)
13. Eastern Ill. (8-4)
14. Wofford (9-3)
15. Bethune-Cookman
(11-2)
16. Northwestern St.
(9-4)
17. Pennsylvania (9-1)
18. Idaho St. (8-3)
19. Montana St. (7-6)
20. Murray St. (7-5)
21. Eastern Ky. (8-4)
22. Gardner-Webb (9-1)
23. Nicholls St. (7-4)
24. Southeast Mo. St.
(8-4)
25. Colgate (9-3)

2000**(USA Today/ESPN)****Team (Record)**

1. Montana (9-1)
2. Delaware (9-1)
3. Troy St. (8-2)
4. Ga. Southern (9-2)
5. Furman (8-2)
6. Western Ill. (8-2)
7. Western Ky. (9-1)
8. Richmond (8-2)
9. Youngstown St. (8-2)
10. Appalachian St. (7-3)
11. Lehigh (10-0)
12. Hofstra (7-3)
13. Grambling (9-1)
14. Florida A&M (8-2)
15. Portland St. (7-3)
16. McNeese St. (7-3)
17. Bethune-Cookman
(9-1)
18. Northern Iowa (6-3)
19. Weber St. (7-4)
20. N.C. A&T (7-3)
21. Sam Houston St. (7-3)
22. Eastern Ill. (7-3)
23. James Madison (6-4)
24. Tennessee Tech (7-3)
25. Northwestern St. (6-4)

2003**(USA Today/ESPN)
(After Playoffs)****Team (Record)**

1. Delaware (15-1)
2. Colgate (15-1)
3. Wofford (12-2)
4. Fla. Atlantic (11-3)
5. Western Ill. (9-4)
6. Northern Iowa (10-3)
7. McNeese St. (10-2)
8. Western Ky. (9-4)
9. Northern Ariz. (9-4)
10. Southern Ill. (10-2)
11. Massachusetts (10-3)
12. Pennsylvania (10-0)
13. Montana (9-4)
14. Southern U. (12-1)
15. Bethune-Cookman
(9-3)
16. N.C. A&T (10-3)
17. Grambling (9-3)
18. Jacksonville St. (8-4)
19. Northeastern (8-4)
20. Northern Colo. (9-2)
21. Montana St. (7-6)
22. Idaho St. (8-4)
23. Villanova (7-4)
24. Lehigh (8-3)
25. Ga. Southern (7-4)

2000**(Sports Network)
(After Playoffs)****Team (Record)**

1. Ga. Southern (13-2)
2. Montana (13-2)
3. Delaware (12-2)
4. Appalachian St.
(10-4)
5. Western Ky. (11-2)
6. Richmond (10-3)
7. Hofstra (9-4)
8. Lehigh (12-1)
9. Troy St. (9-3)
10. Furman (9-3)
11. Youngstown St. (9-3)
12. Western Ill. (9-3)
13. Grambling (10-2)
14. Florida A&M (9-3)
15. Portland St. (8-4)
16. McNeese St. (8-4)
17. Eastern Ill. (8-4)
18. Weber St. (7-4)
19. Northern Iowa (7-4)
20. Bethune-Cookman
(9-2)
21. N.C. A&T (8-3)
22. Tennessee Tech (8-3)
23. Wofford (7-4)
24. Illinois St. (7-4)
25. Southwest Tex. St. (7-4)

2003**(Sports Network/
CSTV)
(After Playoffs)****Team (Record)**

1. Delaware (15-1)
2. Colgate (15-1)
3. Wofford (12-2)
4. Fla. Atlantic (11-3)
5. Northern Iowa (10-3)
6. Western Ill. (9-4)
7. Western Ky. (9-4)
8. McNeese St. (10-2)
9. Southern Ill. (10-2)
10. Northern Ariz. (9-4)
11. Massachusetts (10-3)
12. Pennsylvania (10-0)
13. Southern U. (12-1)
14. Montana (9-4)
15. Bethune-Cookman
(9-3)
16. N.C. A&T (10-3)
17. Grambling (9-3)
18. Jacksonville St. (8-4)
19. Northeastern (8-4)
20. Northern Colo. (9-2)
21. Montana St. (7-6)
22. Idaho St. (8-4)
23. Lehigh (8-3)
24. Ga. Southern (7-4)
25. Villanova (7-4)

2001**(USA Today/ESPN)
(After Playoffs)****Team (Record)**

1. Montana (15-1)
2. Furman (12-3)
3. Ga. Southern (12-2)
4. Northern Iowa (11-3)
5. Lehigh (11-1)
6. Appalachian St. (9-4)
7. Hofstra (9-3)
8. Sam Houston St. (10-3)
9. Eastern Ill. (9-2)
10. Western Ky. (8-4)
11. Grambling (10-1)
12. Maine (9-3)
13. McNeese St. (8-4)
14. Northwestern St. (8-4)
15. Northern Ariz. (8-4)
16. Youngstown St. (8-3)
17. William & Mary (8-4)
18. Eastern Ky. (8-2)
19. Villanova (8-3)
20. Rhode Island (8-3)
21. Harvard (9-0)
22. Florida A&M (7-4)
23. Tennessee Tech (7-3)
24. Pennsylvania (8-1)
25. Portland St. (7-4)

2001**(Sports Network)
(After Playoffs)****Team (Record)**

1. Montana (15-1)
2. Furman (12-3)
3. Ga. Southern (12-2)
4. Northern Iowa (11-3)
5. Lehigh (11-1)
6. Appalachian St. (9-4)
7. Sam Houston St. (10-3)
8. Grambling (10-1)
9. Eastern Ill. (9-2)
10. Maine (9-3)
11. Hofstra (9-3)
12. Western Ky. (8-4)
13. McNeese St. (8-4)
14. Northwestern St. (8-4)
15. Youngstown St. (8-3)
16. Northern Ariz. (8-4)
17. William & Mary (8-4)
18. Eastern Ky. (8-2)
19. Harvard (9-0)
20. Villanova (8-3)
21. Rhode Island (8-3)
22. Florida A&M (7-4)
23. Tennessee Tech (7-3)
24. Pennsylvania (8-1)
25. Tennessee St. (8-3)

2002**(USA Today/ESPN)
(After Playoffs)****Team (Record)**

1. Western Ky. (12-3)
2. McNeese St. (13-2)
3. Ga. Southern (11-3)
4. Villanova (11-4)
5. Western Ill. (11-2)
6. Maine (11-3)
(tie) Montana (11-3)
8. Grambling (11-2)
9. Furman (8-4)
10. Northeastern (10-3)
11. Wofford (9-3)
12. Bethune-Cookman
(11-2)
(tie) Eastern Ill. (8-4)
14. Appalachian St. (8-4)
15. Fordham (10-3)
16. Northwestern St.
(9-4)
17. Idaho St. (8-3)
(tie) Pennsylvania (9-1)
19. Montana St. (7-6)
20. Eastern Ky. (8-4)
21. Nicholls St. (7-4)
22. Murray St. (7-5)
23. Southeast Mo. St.
(8-4)
24. Gardner-Webb (9-1)
25. Colgate (9-3)

Undefeated, United Teams

Regular-season games only, from 1978. Subsequent loss in Division I-AA championship is indicated by (††).

Year	Team	Wins	Year	Team	Wins
1978	Nevada	††11		Howard	††11
1979	(None)			Pennsylvania	10
1980	(None)		1994	Pennsylvania	9
1981	(None)		1995	Appalachian St.	††11
1982	*Eastern Ky.	10		McNeese St.	††11
1983	(None)			Murray St.	††11
1984	Tennessee St.	11		Troy St.	††11
	Alcorn St.	††9	1996	Dartmouth	10
1985	Middle Tenn.	††11		Dayton	11
1986	Nevada	††11		*Marshall	11
	Pennsylvania	10		Montana	††11
1987	Holy Cross	11	1997	Villanova	††11
1988	(None)		1998	Ga. Southern	††11
1989	*Ga. Southern	11		Lehigh	††11
1990	Youngstown St.	††11	1999	(None)	
			2000	Davidson	10
1991	Holy Cross	11		Robert Morris	10
	Nevada	††11	2001	Sacred Heart	10
1992	(None)			Harvard	9
1993	Boston U.	††11	2002	(None)	
			2003	Pennsylvania	10

*Won Division I-AA championship.

The Spoilers

(From 1978 Season)

Following is a list of the spoilers of Division I-AA teams that lost their perfect (undefeated, untied) record in their **season-ending** game, including the Division I-AA championship playoffs. An asterisk (*) indicates a championship playoff game and a dagger (†) indicates the home team in a regular-season game.

Date	Spoiler	Victim	Score
12-9-78	*Massachusetts	Nevada	44-21
11-15-80	†Grambling	South Carolina St.	26-3
11-22-80	†Murray St.	Western Ky.	49-0
12-1-84	*Louisiana Tech	Alcorn St.	44-21
12-7-85	*Ga. Southern	Middle Tenn.	28-21
11-22-86	Boston College	†Holy Cross	56-26
12-19-86	*Ga. Southern	Nevada	48-38
11-19-88	*Cornell	Pennsylvania	19-6
11-24-90	*UCF	Youngstown St.	20-17
12-7-91	*Youngstown St.	Nevada	30-28
11-27-93	*Marshall	Howard	28-14
12-4-93	*Idaho	Boston U.	21-14
11-25-95	*Ga. Southern	Troy St.	24-21
11-25-95	*Northern Iowa	Murray St.	35-34
12-2-95	*Stephen F. Austin	Appalachian St.	27-17
12-9-95	*Marshall	McNeese St.	25-13
11-23-96	Robert Morris	Duquesne	28-26
12-21-96	*Marshall	Montana	49-29
11-22-97	†Colgate	Bucknell	48-14
12-6-97	*Youngstown St.	Villanova	37-34
12-5-98	*Massachusetts	Lehigh	27-21
12-19-98	*Massachusetts	Ga. Southern	55-43
11-27-99	*N.C. A&T	Tennessee St.	24-10
12-2-00	*Delaware	Lehigh	47-22
12-8-01	*Furman	Lehigh	34-17
12-19-03	*Delaware	Colgate	40-0

Streaks and Rivalries

Because Division I-AA began in 1978, only those streaks from the period (1978-present) are listed. Only schools that have been I-AA members for five years are eligible for inclusion.

Longest Winning Streaks

(From 1978; Includes Playoff Games)

Wins	Team	Year(s)	Ended by	Score
24	Montana	2001-02	Eastern Wash.	21-30
24	Pennsylvania	1992-95	Columbia	14-24
21	Montana	1995-96	Marshall	29-49
20	Dayton	1996-97	Cal Poly	24-44
20	Holy Cross	1990-92	Army	7-17
19	Duquesne	1995-96	Robert Morris	26-28
18	Davidson	1999-01	Jacksonville	3-45
18	Eastern Ky.	1982-83	Western Ky.	10-10
17	Robert Morris	1999-00	Buffalo	27-33

Wins	Team	Year(s)	Ended by	Score
16	Pennsylvania	2002-03	Current	
16	Ga. Southern	1989-90	Middle Tenn.	13-16
15	Dartmouth	1996-97	Lehigh	26-46
15	Marshall	1996	Moved to Division I-A	
14	Ga. Southern	1998	Massachusetts	43-55
14	Youngstown St.	1994	Kent St.	14-17
14	Delaware	1979-80	Lehigh	20-27
13	Montana	2000	Ga. Southern	25-27
13	Fairfield	1998-99	Holy Cross	23-24
13	Lehigh	1997-98	Massachusetts	21-27
13	McNeese St.	1995	Marshall	13-25
13	Holy Cross	1988-89	Army	9-45
13	Nevada	1986	Ga. Southern	38-48
13	Tennessee St.	1983-85	Western Ky.	17-22
13	Eastern Ill.	1978-79	Western Ill.	7-10
12	Wofford	2003	Delaware	9-24
12	Harvard	2001-02	Lehigh	35-36
12	Sacred Heart	2000-02	Marist	27-38
12	Lehigh	2000	Delaware	22-47
12	Bucknell	1996-97	Colgate	14-48
12	Appalachian St.	1995	Stephen F. Austin	17-27
12	Nevada	1989-90	Boise St.	14-30
12	Furman	1989	Stephen F. Austin	19-21
12	Holy Cross	1987-88	Army	3-23
12	Southern Ill.	1982-83	Wichita St.	6-28
12	Florida A&M	1978-79	Tennessee St.	3-20

Longest Unbeaten Streaks

(From 1978; Includes Playoff Games and Ties)

No.	Wins	Ties	Team	Year(s)	Ended by
24	24	0	Montana	2001-02	Eastern Wash.
24	24	0	Pennsylvania	1992-95	Columbia
22	21	1	Dartmouth	1995-97	Lehigh
21	21	0	Montana	1995-96	Marshall
20	20	0	Dayton	1996-97	Cal Poly
20	20	0	Holy Cross	1990-92	Army
20	19	1	Youngstown St.	1993-94	Kent
19	19	0	Duquesne	1995-96	Robert Morris
19	18	1	Eastern Ky.	1982-83	Murray St.
18	18	0	Davidson	1999-01	Jacksonville
17	17	0	Robert Morris	1999-00	Buffalo
17	16	1	Alabama St.	1990-92	Alcorn St.
17	16	1	Grambling	1977-78	Florida A&M
16	16	0	Pennsylvania	2002-03	Current
16	16	0	Ga. Southern	1989-90	Middle Tenn.
15	15	0	Marshall	1996	Moved to Division I-A
15	14	1	Delaware	1994-95	Navy
14	14	0	Ga. Southern	1998	Massachusetts
13	13	0	Montana	2000	Ga. Southern
13	13	0	Fairfield	1998-99	Holy Cross
13	13	0	Lehigh	1997-98	Massachusetts
13	13	0	McNeese St.	1995	Marshall
13	13	0	Holy Cross	1988-89	Army
13	13	0	Nevada	1986	Ga. Southern
13	13	0	Tennessee St.	1983-85	Western Ky.
13	13	0	Eastern Ill.	1978-79	Western Ill.
13	12	1	Mississippi Val.	1983-84	Alcorn St.
13	12	1	Eastern Ill.	1981-82	Tennessee St.
12	12	0	Wofford	2003	Delaware
12	12	0	Harvard	2001-02	Lehigh
12	12	0	Sacred Heart	2000-02	Marist
12	12	0	Lehigh	2000	Delaware
12	12	0	Bucknell	1996-97	Colgate
12	12	0	Appalachian St.	1995	Stephen F. Austin
12	12	0	Nevada	1989-90	Boise St.
12	12	0	Furman	1989	Stephen F. Austin
12	12	0	Holy Cross	1987-88	Army
12	12	0	Southern Ill.	1982-83	Wichita St.
12	12	0	Florida A&M	1978-79	Tennessee St.
12	11	1	Tennessee St.	1985-86	Alabama St.
12	11	1	Tennessee St.	1981-83	Jackson St.

Longest Home Winning Streaks

(From 1978; Includes Playoff Games)

Wins	Team	Years	Ended by
39	Ga. Southern	1997-01	Furman
38	Ga. Southern	1985-90	Eastern Ky.
34	Eastern Ky.	978-84	Western Ky.
31	Middle Tenn.	1987-94	Eastern Ky.
30	Montana	994-97	Eastern Wash.
25	Montana	2000-02	Montana St.
25	Northern Iowa	989-92	Youngstown St.
23	Northern Iowa	1983-87	Montana

Wins	Team	Years	Ended by
22	Nevada	1989-91	Youngstown St.
20	Arkansas St.	1984-87	Northwestern St.
19	Pennsylvania	2000-03	Current
16	Pennsylvania	1992-95	Princeton
16	Texas St.	1981-83	Central St.
16	Citadel	1980-82	East Tenn. St.
15	Davidson	1999-02	Morehead St.
15	Holy Cross	1987-89	Massachusetts
14	Duquesne	1999-01	Dayton
14	Delaware	1994-97	Villanova
14	William & Mary	1991-94	Massachusetts
13	Youngstown St.	1992-93	Stephen F. Austin
13	William & Mary	1988-91	Delaware
13	Idaho	1987-89	Eastern Ill.
13	Sam Houston St.	1986-88	Stephen F. Austin
13	Delaware St.	1983-86	Northeastern
12	Rhode Island	1984-85	Towson
12	Eastern Ill.	1981-83	Indiana St.

Longest Losing Streaks

(From 1978; Can Include Playoff Games)

Losses	Team	Years	Ended Against
80	Prairie View	1989-98	Langston
44	Columbia	1983-88	Princeton
30	St. Francis (Pa.)	1999-02	La Salle
24	Canisius	1999-01	Siena
19	Delaware St.	1997-99	Norfolk St.
19	Charleston So.	1993-95	Morehead St.
19	Idaho St.	1978-80	Portland St.
18	Davidson	1985-87	Wofford
17	Tennessee Tech	1984-85	Morehead St.
16	Colgate	1994-96	Brown
16	Siena	1994-96	Iona
16	Middle Tenn.	1978-79	Tennessee Tech
15	Savannah St.	2003	Current
14	St. Francis (Pa.)	1998-99	Sacred Heart
14	St. Peter's	1997-99	Canisius
14	Nicholls St.	1994-96	Jacksonville St.
14	Fordham	1993-95	Marist
13	Siena	2003	Dropped Program
13	Davidson	1987-88	Millsaps
12	Valparaiso	2001-02	Lindenwood
12	Mississippi Val.	2001-02	Delta St.
12	Tenn.-Martin	1998-99	Lambuth
12	St. Francis (Pa.)	1994-96	Waynesburg
12	Fordham	1991-92	Bucknell
12	UCF	1981-82	Elizabeth City St.

Most-Played Rivalries

(Ongoing Unless Indicated)

Games	Opponents	Rivalry Record	First Game
139	Lafayette-Lehigh (Series leader listed first)	72-62-5	1884
126	Yale-Princeton	68-48-10	1873
120	Yale-Harvard	64-48-8	1875
113	William & Mary-Richmond	58-50-5	1898
110	Pennsylvania-Cornell	63-42-5	1893
108	Yale-Brown	74-29-5	1880
107	Harvard-Dartmouth	58-44-5	1882
103	Harvard-Brown	73-28-2	1893
103	Montana-Montana St.	64-34-5	1897
96	Princeton-Harvard	49-40-7	1877
95	Princeton-Pennsylvania	60-34-1	1876
91	Cornell-Columbia	57-31-3	1889
91	#Illinois St.-Eastern Ill.	45-37-9	1901
91	Maine-New Hampshire	42-41-8	1903
90	@Connecticut-Rhode Island	48-34-8	1897
87	Western Ill.-Illinois St.	45-37-5	1904
86	Cornell-Colgate	47-36-3	1896

#Did not play in 2001. \$Have not played since 2000. @Connecticut moved to Division I-A in 2002.

Additional Rivalry Records

LONGEST UNINTERRUPTED SERIES

(Must have played every year; current unless indicated)

- 114 games—Lafayette-Lehigh (from 1897)\$
- 85 games—Cornell-Dartmouth (from 1919)
- 84 games—Cornell-Pennsylvania (from 1919)
- 78 games—Dartmouth-Yale (from 1926)
- 72 games—Brown-Yale (from 1932)
- 71 games—Dartmouth-Princeton (from 1933)
- 62 games—Columbia-Dartmouth (from 1942)
- 61 games—Columbia-Yale (from 1943)
- 60 games—Richmond-William & Mary (from 1944)
- 60 games—VMI-William & Mary (from 1944)
- 59 games—Brown-Harvard (from 1945)
- 59 games—Bucknell-Lafayette (from 1945)
- 59 games—Harvard-Yale (from 1945)
- 59 games—Princeton-Yale (from 1945)
- 58 games—Harvard-Princeton (from 1946)
- 58 games—Massachusetts-Rhode Island (from 1946)
- 58 games—Sam Houston St.-Texas St. (from 1946)
- 58 games—Stephen F. Austin-Texas St. (from 1946)
- 58 games—Montana-Montana St. (from 1946)

\$Played twice in 1897-1901 and 1943-44.

MOST CONSECUTIVE WINS OVER AN OPPONENT IN AN UNINTERRUPTED SERIES

(Must have played in consecutive years)

- 27—Grambling over Prairie View, 1977-03 (current)
- 22—Eastern Ky. over Tennessee Tech, 1976-97
- 20—Eastern Ky. over Austin Peay, 1978-97
- 18—William & Mary over VMI, 1986-03 (current)
- 18—Western Ill. over Southern Ill., 1984-01
- 18—Eastern Ky. over Morehead St., 1972-89
- 18—Southeast Mo. St. over Lincoln (Mo.), 1972-89
- 17—Princeton over Columbia, 1954-70
- 16—Montana over Montana St., 1986-01
- 16—Harvard over Columbia, 1979-94
- 16—Middle Tenn. over Morehead St., 1951-66
- 15—Delaware over West Chester, 1968-82
- 15—Dartmouth over Brown, 1960-74
- 15—Evansville over Ky. Wesleyan, 1983-97
- 14—Appalachian St. over East Tenn. St., 1982-95
- 14—Yale over Princeton, 1967-80
- 14—Marshall over VMI, 1983-96
- 14—Dartmouth over Columbia, 1984-97
- 13—Appalachian St. over Western Caro., 1985-97
- 13—Duquesne over St. Francis (Pa.), 1977-89
- 13—Massachusetts over Northeastern, 1984-96
- 12—Idaho over Boise St., 1982-93
- 12—Cornell over Columbia, 1977-88
- 11—Wofford over Newberry, 1960-70
- 11—Tennessee Tech over Morehead St., 1951-61
- 11—William & Mary over Richmond, 1944-54
- 11—Davidson over Elon, 1921-31

MOST CONSECUTIVE WINS OVER AN OPPONENT IN A SERIES

(Did not have to play in consecutive years)

- 46—Yale over Wesleyan (Conn.), 1875-1913
- 30—Harvard over Williams, 1883-1920
- 23—Harvard over Bates, 1899-1944
- 23—Brown over Rhode Island, 1909-34
- 21—Grambling over Mississippi Val., 1957-77
- 18—William & Mary over VMI, 1986-03 (current)
- 16—Montana over Montana St., 1986-01
- 16—Massachusetts over Northeastern, 1984-01
- 16—Harvard over Columbia, 1979-94
- 16—Yale over Connecticut, 1948-64
- 16—Davidson over Elon, 1921-48
- 14—Delaware over Massachusetts, 1958-89
- 12—Idaho over Ricks College, 1919-33
- 12—Yale over Pennsylvania, 1879-92

MOST CONSECUTIVE CURRENT WINS OVER AN OPPONENT IN AN UNINTERRUPTED SERIES

(Must have played in consecutive years)

- 27—Grambling over Prairie View, 1977-03
- 18—William & Mary over VMI, 1986-03

Cliffhangers

Regular-season Division I-AA games won on the final play in regulation time. The extra point is listed when it provided the margin of victory after the winning touchdown on the game's final play.

Date	Opponents, Score	Game-Winning Play
10-21-78	Western Ky. 17, Eastern Ky. 16	Kevin McGrath 25 FG
9-8-79	Northern Ariz. 22, Portland St. 21	Ken Fraser 15 pass from Brian Potter (Mike Jenkins pass from Potter)
11-15-80	Morris Brown 19, Bethune-Cookman 18	Ray Mills 1 run (Carlton Johnson kick)
9-26-81	Abilene Christian 41, Northwestern St. 38	David Russell 17 pass from Loyal Proffitt
10-10-81	C.W. Post 37, James Madison 36	Tom DeBona 10 pass from Tom Ehrhardt
11-13-82	Pennsylvania 23, Harvard 21	Dave Shulman 27 FG
10-1-83	Connecticut 9, New Hampshire 7	Larry Corn 7 run
9-8-84	La.-Lafayette 17, Louisiana Tech 16	Patrick Broussard 21 FG
9-15-84	Lehigh 10, Connecticut 7	Dave Melick 45 FG
9-15-84	William & Mary 23, Delaware 21	Jeff Sanders 18 pass from Stan Yagiello
10-13-84	Lafayette 20, Connecticut 13	Ryan Priest 2 run
10-20-84	UCF 28, Illinois St. 24	Jeff Farmer 30 punt return
10-27-84	Western Ky. 33, Morehead St. 31	Arnold Grier 50 pass from Jeff Cesarone
9-7-85	UCF 39, Bethune-Cookman 37	Ed O'Brien 55 FG
10-26-85	VMI 39, William & Mary 38	Al Comer 3 run (James Wright run)
8-30-86	Texas Southern 38, Prairie View 35	Don Espinoza 23 FG
9-20-86	Delaware 33, West Chester 31	Fred Singleton 3 run
10-4-86	Northwestern St. 17, La.-Monroe 14	Keith Hodnett 27 FG
10-11-86	Eastern Ill. 31, Northern Iowa 30	Rich Ehmke 58 FG
9-12-87	Youngstown St. 20, Bowling Green 17	John Dowling 36 FG
10-3-87	La.-Monroe 33, Northwestern St. 31	Jackie Harris 48 pass from Stan Humphries
10-10-87	Marshall 34, Louisville 31	Keith Baxter 31 pass from Tony Petersen
10-17-87	Princeton 16, Lehigh 15	Rob Goodwin 38 FG
11-12-87	South Carolina St. 15, Grambling 13	William Wrighten 23 FG
9-24-88	Holy Cross 30, Princeton 26	70 kickoff return; Tim Donovan 55 on lateral from Darin Cromwell (15)
10-15-88	Weber St. 37, Nevada 31	Todd Beightol 57 pass from Jeff Carlson
10-29-88	Nicholls St. 13, Texas St. 10	Jim Windham 33 FG
9-2-89	Alabama St. 16, Troy St. 13	Reggie Brown 28 pass from Antonius Smith
9-16-89	Western Caro. 26, Chattanooga 20	Terrell Wagner 68 interception return
9-23-89	Northwestern St. 18, McNeese St. 17	Chris Hamler 25 FG
10-14-89	East Tenn. St. 24, Chattanooga 23	George Searcy 1 run
9-29-90	Texas St. 33, Nicholls St. 30	Robbie Roberson 32 FG
10-6-90	Grambling 27, Alabama A&M 20	Dexter Butcher 28 pass from Shawn Burras
11-2-91	Grambling 30, Texas Southern 27	Gilad Landau 37 FG
9-19-92	Eastern Ky. 26, La.-Monroe 21	Sean Little recovered fumble in end zone
10-10-92	Appalachian St. 27, James Madison 21	Craig Styron 44 pass from D.J. Campbell
11-14-92	Towson 33, Northeastern 32	Mark Orlando 10 pass from Dan Crowley
9-4-93	Delaware St. 31, Fayetteville St. 28	Jon Jensen 17 FG
9-11-93	Connecticut 24, New Hampshire 23	Wilbur Gilliard 14 run (Nick Sosik kick)
10-16-93	Howard 44, Towson 41	Germaine Kohn 9 pass from Jay Walker
10-7-95	Valparaiso 44, Butler 42	Cameron Hatten 27 FG
10-14-95	Montana 24, Northern Ariz. 21	Andy Larson 29 FG
10-14-95	Connecticut 31, Maine 30	David DeArmas 38 FG
10-28-95	Northern Iowa 19, Southwest Mo. St. 17	Matt Waller 39 FG
10-28-95	William & Mary 18, Villanova 15	Brian Shallcross 49 FG
9-7-96	Valparaiso 23, Hope 22	Cameron Hatten 37 FG
9-21-96	Charleston So. 17, West Virginia St. 14	Clint Kelly 20 FG
11-2-96	Butler 33, Evansville 31	Shawn Wood 32 FG
11-2-96	Wagner 38, Robert Morris 35	Carl Franke 41 FG
11-9-96	Murray St. 17, Eastern Ky. 14	Rob Hart 36 FG
9-6-97	Butler 10, Howard Payne 9	Jeremy Harkin 26 pass from Eli Stoddard (Shawn Wood kick)
9-13-97	Southern U. 36, Ark.-Pine Bluff 33	Chris Diaz 23 FG
9-20-97	Dayton 16, Robert Morris 13	Ryan Hulme 18 FG
10-4-97	Southwest Mo. St. 36, Southern Ill. 35	Travis Brawner 32 FG
11-8-97	Cal Poly 20, Montana St. 19	Alan Beilke 50 FG
11-15-97	James Madison 39, Rhode Island 37	Lindsay Fleshman 3 pass from Greg Maddox
11-22-97	Montana 27, Montana St. 25	Kris Heppner 37 FG
9-19-98	South Fla. 24, Liberty 21	Bill Gramatica 44 FG
9-19-98	Yale 30, Brown 28	Jake Borden 27 pass from Joe Walland (run failed)
10-2-99	Robert Morris 23, Wagner 21	J.T. Kirk 14 pass from Steve Tryon
11-6-99	Ga. Southern 41, Furman 38	Chris Chambers 28 FG
10-21-00	Sacramento St. 25, Eastern Wash. 22	Jimmie Sanchez 23 FG
11-4-00	Holy Cross 10, Bucknell 9	Ryan Roloff 39 FG
11-18-00	Western Ill. 44, Northern Iowa 41	Mike Scifres 56 FG
9-22-01	Grambling 30, Portland St. 29	Randy Hymes 2 run (Brian Morgan kick)
9-29-01	Portland St. 33, Northern Ariz. 30	Mike Cajal-Willis 27 FG
9-29-01	Montana 29, Eastern Wash. 26	Etu Malden 20 pass from John Edwards
10-6-01	East Tenn. St. 23, Citadel 21	Con Chellis 41 FG
10-5-02	Southern Ill. 54, Western Ill. 52	Brandon Robinson 6 pass from Joel Sambursky
11-02-02	Portland St. 27, Idaho St. 24	Mike Cajal-Willis 20 FG
8-28-03	Fla. Atlantic 20, Middle Tenn. 19	Roosevelt Bynes 63 pass from Jared Allen
10-4-03	Columbia 33, Princeton 27	Wade Fletcher 49 pass from Jeff Otis



Wade Fletcher gave Columbia a 33-27 victory over Princeton October 4, 2003, with a 49-yard touchdown catch from Jeff Otis on the final play of the game.

Gene Boyars

Regular-Season Overtime Games Prior to 1996

In 1981, the NCAA Football Rules Committee approved an overtime tiebreaker system to decide a tie game for the purpose of determining a conference champion. The following conferences used the tiebreaker system to decide conference-only tie games. (Beginning in 1996, all college football games used the tiebreaker if the score was tied after four periods.) In an overtime period, one end of the field is used and each team gets an offensive possession beginning at the 25-yard line. Each team shall have possession until it has scored, failed to gain a first down or lost possession. The team scoring the greater number of points after completion of both possessions is declared the winner. The periods continue until a winner is determined.

NUMBER OF DIVISION I-AA OVERTIME GAMES SINCE 1981

1981.....2	1987.....6	1993.....4	*1999.....21
1982.....4	1988.....6	1994.....6	*2000.....24
1983.....0	1989.....2	1995.....8	*2001.....18
1984.....4	1990.....6	*1996.....23	*2002.....26
1985.....2	1991.....5	*1997.....23	*2003.....23
1986.....4	1992.....2	*1998.....25	

*All games tied at end of four periods use tiebreaker system.

BIG SKY CONFERENCE

Date	Opponents, Score	No. OTs	Score, Reg.
10-31-81	‡Weber St. 24, Northern Ariz. 23.....	1	17-17
11-21-81	‡Idaho St. 33, Weber St. 30.....	3	23-23
10-2-82	‡Montana St. 30, Idaho St. 27.....	3	17-17
11-6-82	Nevada 46, ‡Weber St. 43.....	3	30-30
10-13-84	‡Montana St. 44, Nevada 41.....	4	21-21
9-17-88	Boise St. 24, ‡Northern Ariz. 21.....	2	14-14
10-15-88	‡Montana 33, Northern Ariz. 26.....	2	26-26
9-15-90	‡Weber St. 45, Idaho St. 38.....	2	31-31
9-29-90	‡Nevada 31, Idaho 28.....	1	28-28
11-3-90	Eastern Wash. 33, ‡Idaho St. 26.....	1	26-26
11-10-90	Montana St. 28, ‡Eastern Wash. 25.....	1	25-25
10-26-91	Eastern Wash. 34, ‡Idaho 31.....	2	24-24
11-16-91	Montana 35, ‡Idaho 34.....	1	28-28
10-29-94	‡Eastern Wash. 34, Montana St. 31.....	3	31-31

GATEWAY CONFERENCE

Date	Opponents, Score	No. OTs	Score, Reg.
9-24-94	Western Ill. 31, ‡Southwest Mo. St. 24.....	1	24-24
9-30-95	Illinois St. 20, ‡Southwest Mo. St. 17.....	1	17-17
10-14-95	‡Southern Ill. 33, Southwest Mo. St. 30.....	1	30-30

MID-EASTERN ATHLETIC CONFERENCE

Date	Opponents, Score	No. OTs	Score, Reg.
11-1-86	‡N.C. A&T 30, Bethune-Cookman 24.....	1	24-24
10-22-93	Howard 41, ‡N.C. A&T 35.....	1	35-35
11-20-93	‡South Carolina St. 58, N.C. A&T 52.....	1	52-52

OHIO VALLEY CONFERENCE

Date	Opponents, Score	No. OTs	Score, Reg.
10-13-84	Youngstown St. 17, ‡Austin Peay 13.....	1	10-10
11-3-84	‡Murray St. 20, Austin Peay 13.....	2	10-10

Date	Opponents, Score	No. OTs	Score, Reg.
10-19-85	‡Middle Tenn. 31, Murray St. 24.....	2	17-17
11-2-85	‡Middle Tenn. 28, Youngstown St. 21.....	2	14-14
10-4-86	‡Austin Peay 7, Middle Tenn. 0.....	1	0-0
10-10-87	‡Austin Peay 20, Morehead St. 13.....	1	13-13
11-7-87	‡Youngstown St. 20, Murray St. 13.....	1	13-13
10-1-88	Tennessee Tech 16, ‡Murray St. 13.....	1	10-10
10-29-88	Eastern Ky. 31, ‡Murray St. 24.....	1	24-24
11-18-89	Eastern Ky. 38, ‡Morehead St. 31.....	3	24-24
11-10-90	‡Tennessee Tech 20, Austin Peay 14.....	1	14-14
11-17-90	Murray St. 31, ‡Austin Peay 24.....	3	24-24
11-7-92	‡Eastern Ky. 21, Murray St. 18.....	1	18-18
10-2-93	Murray St. 28, ‡Tenn.-Martin 21.....	1	21-21
11-20-93	Tenn.-Martin 39, ‡Austin Peay 33.....	2	26-26

PATRIOT LEAGUE

Date	Opponents, Score	No. OTs	Score, Reg.
11-11-95	Bucknell 21, ‡Colgate 14.....	1	14-14
11-11-95	‡Lafayette 24, Fordham 21.....	2	21-21
11-18-95	‡Lehigh 37, Lafayette 30.....	2	30-30

SOUTHERN CONFERENCE

Date	Opponents, Score	No. OTs	Score, Reg.
10-19-91	Appalachian St. 26, Furman 23.....	3	20-20
11-2-91	Marshall 27, Western Caro. 24.....	3	20-20
11-21-92	VMI 37, Chattanooga 34.....	1	34-34
11-19-94	VMI 26, Appalachian St. 23.....	1	20-20

YANKEE CONFERENCE

Date	Opponents, Score	No. OTs	Score, Reg.
9-18-82	Rhode Island 58, ‡Maine 55.....	6	21-21
9-25-82	‡Boston U. 48, Maine 45.....	4	24-24
10-27-84	Maine 13, ‡Connecticut 10.....	1	10-10
9-13-86	New Hampshire 28, ‡Delaware 21.....	1	21-21
11-15-86	‡Connecticut 21, Rhode Island 14.....	1	14-14
9-19-87	‡Richmond 52, Massachusetts 51.....	4	28-28
9-19-87	New Hampshire 27, ‡Boston U. 20.....	3	17-17
10-31-87	Maine 59, ‡Delaware 56.....	2	49-49
11-21-87	‡Delaware 17, Boston U. 10.....	1	10-10
9-24-88	Villanova 31, ‡Boston U. 24.....	1	24-24
10-8-88	‡Richmond 23, New Hampshire 17.....	1	17-17
10-7-89	‡Villanova 41, Connecticut 35.....	6	21-21
11-16-91	Boston U. 29, ‡Connecticut 26.....	2	23-23
9-11-93	‡Connecticut 24, New Hampshire 23.....	1	17-17
10-16-93	Maine 26, ‡Rhode Island 23.....	2	17-17
9-17-94	Delaware 38, ‡Villanova 31.....	1	31-31
11-19-94	Northeastern 9, ‡James Madison 6.....	1	6-6
9-23-95	James Madison 28, ‡Villanova 27.....	1	21-21
10-7-95	‡Richmond 26, Northeastern 23.....	1	23-23
11-4-95	‡Maine 24, Massachusetts 21.....	1	21-21
11-19-94	New Hampshire 52, ‡Boston U. 51.....	2	45-45

‡Home team.

2003 Division I-AA Overtime Games

Date	Winner's Division	Winner's Conference	Score (Loser's Conf.)	Number of OT Periods	Regulation Score	Team With First Choice	Choice
Sept. 6	I-AA	Atlantic 10	Villanova 23, Temple (Big East/I-A) 20.....	2OT	13-13	Temple	Defense
Sept. 6	I-A	Conference USA	Tulane 27, Northwestern St. (Southland) 24.....	1OT	21-21	Tulane	Defense
Sept. 6	I-AA	Mid-Eastern	N.C. A&T 10, Jackson St. (SWAC) 7.....	1OT	7-7	Jackson St.	End of Field
Sept. 11	I-AA	Southern	East Tenn. St. 14, Tenn.-Martin (Ohio Valley) 7.....	1OT	7-7	Tenn.-Martin	Defense
Sept. 27	I-AA	Mid-Eastern	Hampton 24, Morgan St. (MEAC) 21.....	1OT	18-18	Hampton	Defense
Sept. 27	I-AA	Pioneer	San Diego 46, Holy Cross (Patriot) 45.....	2OT	31-31	Holy Cross	Defense
Sept. 27	II	Great Northwest	Western Wash. 42, St. Mary's (Cal.) (Independent) 35.....	1OT	35-35	St. Mary's (Cal.)	Defense
Oct. 4	I-AA	Big Sky	Idaho St. 55, Eastern Wash. (Big Sky) 52.....	2OT	42-42	Eastern Wash.	Defense
Oct. 4	I-AA	Mid-Eastern	Morgan St. 31, Bethune-Cookman (Mid-Eastern) 24.....	1OT	24-24	Bethune-Cook.	Defense
Oct. 4	I-AA	Ohio Valley	Murray St. 23, Jacksonville St. (Ohio Valley) 17.....	1OT	17-17	Murray St.	Defense
Oct. 4	I-AA	Ohio Valley	Tenn.-Martin 30, Tennessee Tech (Ohio Valley) 23.....	1OT	23-23	Tennessee Tech	Defense
Oct. 18	I-AA	Big Sky	Idaho St. 43, Montana (Big Sky) 40.....	2OT	34-34	Montana	Defense
Oct. 18	I-AA	Gateway	Youngstown St. 30, Indiana St. (Gateway) 24.....	1OT	24-24	Youngstown St.	Defense
Oct. 25	I-AA	Ivy	Pennsylvania 34, Yale (Ivy) 31.....	1OT	31-31	Pennsylvania	Defense
Oct. 25	I-AA	Ivy	Harvard 43, Princeton (Ivy) 40.....	1OT	37-37	Harvard	Defense
Oct. 25	I-AA	Metro Atlantic	Iona 38, Sacred Heart (Northeast) 31.....	1OT	31-31	Sacred Heart	Defense
Oct. 25	I-AA	Pioneer	Valparaiso 51, Drake (Pioneer) 45.....	1OT	45-45	Drake	Defense
Nov. 1	I-AA	Atlantic 10	Delaware 24, Maine (Atlantic 10) 21.....	1OT	21-21	Delaware	Defense

Date	Winner's Division	Winner's Conference	Score (Loser's Conf.)	Number of OT Periods	Regulation Score	Team With First Choice	Choice
Nov. 15	I-AA	Atlantic 10	Delaware 51, Massachusetts (Atlantic 10) 45	3OT	31-31	Massachusetts	Defense
Nov. 15	I-AA	Big South	Gardner-Webb 22, Florida Int'l (Independent) 19	1OT	16-16	Gardner-Webb	Defense
Nov. 15	I-AA	Ivy	Yale 27, Princeton (Ivy) 24	2OT	17-17	Yale	Defense
Nov. 22	I-AA	Big South	Liberty 49, Hofstra (Atlantic 10) 42	1OT	42-42	Hofstra	Defense
Nov. 29	I-AA	Gateway	Western Ill. 43, Montana (Big Sky) 40	2OT	33-33	Western Ill.	Defense

Notes: 23 games (16 with one extra period, 6 with two extra periods, 1 with three extra periods) – average of 1.35 extra periods
 Team with first choice won 10 and lost 13

Division I-AA Stadiums

LISTED ALPHABETICALLY BY SCHOOL

School	Stadium	Conference	Year Built	Cap.	Surface*
Alabama A&M	Louis Crews	SWAC-E	1996	21,000	Grass
Alabama St.	Cramton	SWAC-E	1922	24,600	Grass
Albany (N.Y.)	University Field	Northeast	1967	10,000	Grass
Alcorn St.	Jack Spinks	SWAC-E	1992	25,000	Grass
Appalachian St.	Kidd Brewer	Southern	1962	16,650	FieldTurf (04)
Ark.-Pine Bluff	Pumphrey	SWAC-W	1951	6,000	Grass
Austin Peay	Governors	Pioneer-S	1946	10,000	Stadia Turf
Bethune-Cookman	Municipal	MEAC	NA	10,000	Grass
Brown	Brown	Ivy	1925	20,000	Grass
Bucknell	Christy Mathewson	Patriot	1924	13,100	Grass
Butler	Butler Bowl	Pioneer-N	1927	19,000	Grass
Cal Poly	Mustang	Independent	1935	8,500	Grass
Central Conn. St.	Arute Field	Northeast	1969	5,000	Grass
Charleston So.	CSU	Big South	1970	3,000	Grass
Chattanooga	Finley	Southern	1997	20,000	Grass
Citadel	Johnson Hagood	Southern	1948	22,500	Grass
Coastal Caro.	CCU	Big South	2003	8,200	Grass
Colgate	Andy Kerr	Patriot	1937	10,221	Grass
Columbia	Lawrence A. Wien	Ivy	1984	17,000	Grass
Cornell	Schoellkopf	Ivy	1915	27,000	All-Pro Turf
Dartmouth	Memorial Field	Ivy	1923	20,416	Grass
Davidson	Richardson	Pioneer-S	1924	4,000	Grass
Dayton	Welcome	Pioneer-N	1949	11,000	AstroTurf
Delaware	Delaware	Atlantic 10	1952	22,000	Grass
Delaware St.	Alumni Field	MEAC	1957	5,000	Grass
Drake	Drake	Pioneer-N	1925	18,000	Grass
Duquesne	Arthur J. Rooney Field	MAAC	1993	4,500	AstroTurf
Eastern Ill.	O'Brien	Ohio Valley	1970	10,000	Grass
Eastern Ky.	Roy Kidd	Ohio Valley	1969	20,000	Grass
Eastern Wash.	Woodward	Big Sky	1967	6,000	Grass
Elon	Rhodes	Big South	2001	8,250	Grass
Florida A&M	Bragg Memorial	MEAC	1957	25,500	Grass
Fla. Atlantic	Lockhart	Independent	1987	20,450	Grass
Fordham	Jack Coffey Field	Patriot	1930	7,000	Grass
Furman	Paladin	Southern	1981	16,000	Grass
Gardner-Webb	Ernest W. Spangler	Big South	NA	5,000	Grass
Georgetown	Harbin Field	Patriot	2003	2,400	Grass
Ga. Southern	Paulson	Southern	1984	18,000	PAT
Grambling	Robinson	SWAC-W	1983	19,600	Grass
Hampton	Armstrong	MEAC	1928	17,000	Grass
Harvard	Harvard	Ivy	1903	30,898	Grass
Hofstra	James M. Stuart	Atlantic 10	1963	15,000	AstroTurf
Holy Cross	Filton Field	Patriot	1924	23,500	Grass
Howard	Greene	MEAC	1986	8,890	AstroTurf
Idaho St.	# Holt Arena	Big Sky	1970	12,000	AstroTurf
Illinois St.	Hancock	Gateway	1967	15,000	AstroTurf
Indiana St.	Memorial	Gateway	1970	12,764	All-Pro Turf
Iona	Mazzella Field	MAAC	1989	1,200	AstroTurf
Jackson St.	Mississippi Memorial	SWAC-E	1949	62,512	Grass
Jacksonville	Milne Field	Pioneer-S	1998	4,500	Grass
Jacksonville St.	Paul Snow	Southland	1947	15,000	Grass
James Madison	Bridgeforth	Atlantic 10	1974	12,500	AstroTurf
La Salle	McCarthy	MAAC	1936	7,500	Grass
Lafayette	Fisher Field	Patriot	1926	13,750	Grass
Lehigh	Goodman	Patriot	1988	16,000	Grass
Liberty	Williams	Big South	1989	12,000	OmniTurf
Maine	Alumni	Atlantic 10	1942	10,000	Grass
Marist	Leonidoff Field	MAAC	1972	2,500	Grass
Massachusetts	Warren McGuirk	Atlantic 10	1965	17,000	Grass
McNeese St.	Cowboy	Southland	1965	17,500	Grass
Mississippi Val.	Magnolia	SWAC-E	1958	10,500	Grass
Monmouth	Kessler Field	Northeast	1993	4,600	Grass
Montana	Washington-Grizzly	Big Sky	1986	18,845	Grass
Montana St.	Reno H. Sales	Big Sky	1973	15,197	Grass
Morehead St.	Jayne	Pioneer-S	1964	10,000	OmniTurf
Morgan St.	Hughes	MEAC	1934	10,000	Grass
Murray St.	Stewart	Ohio Valley	1973	16,800	AstroTurf

School	Stadium	Conference	Year Built	Cap.	Surface*
New Hampshire	Cowell	Atlantic 10	1936	9,571	Grass
Nicholls St.	John L. Guidry	Southland	1972	12,800	Grass
Norfolk St.	Price	MEAC	1997	27,700	Grass
N.C. A&T	Aggie	MEAC	1981	21,000	Grass
Northeastern	E.S. Parsons	Atlantic 10	1933	7,000	AstroTurf
Northern Ariz.	# Walkup Skydome	Big Sky	1977	15,300	AstroTurf
Northern Iowa	# U.N.I.-Dome	Gateway	1976	16,324	AstroTurf
Northwestern St.	Turpin	Southland	1976	15,971	AstroTurf
Pennsylvania	Franklin Field	Ivy	1895	53,000	AstroTurf
Portland St.	^ PGE Park	Big Sky	1928	23,000	NexTurf
Prairie View	Blackshear	SWAC-W	1960	6,000	Grass
Princeton	Princeton	Ivy	1998	30,000	Grass
Rhode Island	Meade	Atlantic 10	1928	8,000	Grass
Richmond	Richmond	Atlantic 10	1929	21,319	SuperTurf
Robert Morris	Moon	Northeast	1950	7,000	Grass
Sacramento St.	Hornet Field	Big Sky	1964	21,418	Grass
Sacred Heart	Campus Field	Northeast	1993	3,500	AstroTurf
St. Francis (Pa.)	Pine Bowl	Northeast	1979	1,500	Grass
St. Peter's	Cochrane	MAAC	1990	4,000	AstroTurf
Sam Houston St.	Bowers	Southland	1986	14,000	All-Pro Turf
Samford	Seibert	Independent	1960	6,700	Grass
San Diego	USD Torero	Pioneer-N	1955	4,000	Grass
South Carolina St.	Dawson Bulldog	MEAC	1955	22,000	Grass
Southeast Mo. St.	Houck	Ohio Valley	1930	10,000	Grass
Southeastern La.	Strawberry	Independent	1936	7,400	Sprinturf
Southern Ill.	McAndrew	Gateway	1975	17,324	OmniTurf
Southern U.	A.W. Mumford	SWAC-W	1928	24,000	Grass
Southern Utah	Col. of Southern Utah	Independent	1967	6,500	Grass
Southwest Mo. St.	Plaster Field	Gateway	1941	16,300	FieldTurf
Stephen F. Austin	Homer Bryce	Southland	1973	14,575	AstroTurf-12
Stony Brook	Seawolves Field	Northeast	1978	2,000	Grass
Tenn.-Martin	Skyhawk	Ohio Valley	1964	7,500	Grass
Tennessee St.	The Coliseum	Ohio Valley	1999	67,500	Grass
Tennessee Tech	Tucker	Ohio Valley	1966	16,500	Stadia Turf
Texas Southern	^ Robertson	SWAC-W	1965	22,000	Grass
Texas St.	Bobcat	Southland	1981	15,218	Grass
Towson	Johnny Unitas	Patriot	1978	11,000	Turf
Valparaiso	Brown Field	Pioneer-N	1947	5,000	Grass
Villanova	Villanova	Atlantic 10	1927	12,000	AstroTurf
VMI	Alumni Field	Southern	1962	10,000	Grass
Wagner	Fischer Memorial Field	Northeast	1967	5,000	Grass
Weber St.	Elizabeth Dee Shaw Stewart	Big Sky	1966	17,500	Grass
Western Caro.	E. J. Whitmire	Southern	1974	12,000	AstroTurf
Western Ill.	Hanson Field	Gateway	1948	15,168	Grass
Western Ky.	L. T. Smith	Gateway	1968	17,500	AstroPlay (S03)
William & Mary	Walter Zable	Atlantic 10	1935	15,000	FieldTurf (S03)
Wofford	Gibbs	Southern	1996	13,000	Grass
Yale	Yale Bowl	Ivy	1914	64,269	Grass
Youngstown St.	Arnold D. Stambaugh	Gateway	1982	20,360	Sprinturf

^Not located on campus. #Indoor facility.

STADIUMS LISTED BY CAPACITY (TOP 33)

School	Stadium	Capacity	Surface*	School	Stadium	Capacity	Surface*
Tennessee St.	The Coliseum	67,500	Grass	South Carolina St.	Dawson Bulldog	22,000	Grass
Yale	Yale Bowl	64,269	Grass	Texas Southern	^ Robertson	22,000	Grass
Jackson St.	^ Mississippi Memorial	62,512	Grass	Sacramento St.	Hornet Field	21,418	Grass
Pennsylvania	Franklin Field	53,000	AstroTurf	Richmond	Richmond	21,319	SuperTurf
Harvard	Harvard	30,898	Grass	Alabama A&M	Louis Crews	21,000	Grass
Princeton	Princeton	30,000	Grass	N.C. A&T	Aggie	21,000	Grass
Norfolk St.	Price	27,700	Grass	Fla. Atlantic	Lockhart	20,450	Grass
Cornell	Schoellkopf	27,000	All-Pro Turf	Dartmouth	Memorial Field	20,416	Grass
Florida A&M	Bragg Memorial	25,500	Grass	Youngstown St.	Arnold D. Stambaugh	20,360	Sprinturf
Alcorn St.	Jack Spinks	25,000	Grass	Brown	Brown	20,000	Grass
Alabama St.	^ Cramton	24,600	Grass	Chattanooga	^ Finley	20,000	Grass
Southern U.	A.W. Mumford	24,000	Grass	Eastern Ky.	Roy Kidd	20,000	Grass
Holy Cross	Fitton Field	23,500	Grass	Grambling	Robinson	19,600	Grass
Portland St.	^ PGE Park	23,000	NexTurf	Butler	Butler Bowl	19,000	Grass
Citadel	Johnson Hagood	22,500	Grass	Montana	Washington-Grizzly	18,845	Grass
Delaware	Delaware	22,000	Grass	Drake	Drake	18,000	Grass
				Ga. Southern	Paulson	18,000	PAT

^Not located on campus.

Surface Notes: *This column indicates the type of surface (either artificial or natural grass) present this year in the stadium. The brand name of the artificial turf, if known, is listed. Legend: Turf—Any of several types of artificial turfs (name brands include AstroTurf, FieldTurf, All-Pro, Omni-Turf, SuperTurf, Sprinturf, etc.); Grass—Natural grass surface; PAT—Prescription Athletic Turf (a "natural-artificial" surface featuring a network of pipes connected to pumps capable of sucking water from the natural turf or watering it. The pipes are located 18 inches from the surface and covered with a mixture of sand and filler. The turf also is lined with heating coils to keep it from freezing in temperatures below 32 degrees).

Division I-AA Statistics Trends

(Average Per Game, One Team)

Year	Rushing			Passing					Total Offense			Scoring		
	Plays	Yds.	Avg.	Att.	Cmp.	Pct.	Yds.	Av. Att.	Plays	Yds.	Avg.	TD	FG	Pts.
1978	*48.4	*171.8	3.55	20.7	9.5	46.2	129.3	6.24	69.1	301.1	4.36	2.60	0.52	19.5
1979	47.1	164.7	3.50	20.5	9.2	45.0	125.2	6.13	67.5	289.9	4.30	2.40	0.62	18.5
1980	45.2	164.8	3.65	22.4	10.4	46.5	144.4	6.45	67.6	309.2	4.58	2.58	0.59	19.6
1981	44.3	155.0	3.50	24.9	11.9	47.7	161.5	6.49	69.1	316.4	4.58	2.71	0.69	20.9
1982	44.4	156.6	3.53	26.1	12.8	48.9	166.0	6.35	70.5	322.6	4.57	2.62	0.80	20.5
1983	43.9	155.2	3.54	26.2	13.0	49.4	167.3	6.38	70.1	322.4	4.60	2.69	0.79	21.1
1984	42.9	152.6	3.56	27.9	14.0	50.0	181.0	6.49	70.7	333.5	4.72	2.80	0.80	21.8
1985	42.4	157.6	3.72	*28.9	14.6	50.4	187.3	6.49	*71.2	344.9	4.84	2.84	0.81	22.1
1986	42.4	157.9	3.72	28.3	14.1	49.7	186.4	6.60	70.7	344.3	4.87	2.90	0.86	22.7
1987	43.1	158.6	3.68	27.1	13.6	50.1	175.6	6.48	70.2	334.2	4.76	2.78	0.91	22.0
1988	43.2	161.3	3.74	26.5	13.3	50.2	172.7	6.53	69.6	334.0	4.80	2.80	*0.92	22.1
1989	42.5	160.2	3.77	27.7	14.2	51.3	186.0	6.71	70.2	346.2	4.93	2.72	0.75	22.8
1990	42.7	161.5	3.79	27.8	14.1	50.6	187.0	6.73	70.5	348.5	4.95	2.98	0.84	23.2
1991	43.2	170.6	3.95	26.9	14.0	51.9	184.7	6.87	70.1	355.3	5.07	3.19	0.67	24.1
1992	43.0	171.4	3.99	26.0	13.5	51.7	179.4	6.89	69.0	350.8	5.08	3.16	0.68	23.9
1993	42.4	168.3	3.97	27.0	14.0	51.8	186.4	6.90	69.4	354.7	5.11	3.20	0.70	24.2
1994	41.6	164.1	3.95	27.5	14.3	51.9	188.1	6.85	69.0	352.1	5.10	3.18	0.70	24.1
1995	42.0	165.1	3.94	27.1	13.9	51.3	177.7	6.57	69.0	342.8	4.97	3.06	0.68	23.2
1996	42.0	162.0	3.86	26.9	13.7	51.1	177.6	6.62	68.8	339.6	4.94	3.05	0.72	23.2
1997	40.2	153.2	3.81	27.8	14.3	51.3	185.2	6.67	68.0	338.4	4.98	3.06	0.72	23.3
1998	40.8	162.7	3.98	27.2	14.3	52.6	187.8	*6.91	68.0	350.5	5.15	3.26	0.71	24.7
1999	40.8	162.9	*4.02	28.8	15.1	52.5	197.1	6.83	69.4	*360.0	*5.19	*3.45	0.71	*25.9
2000	41.2	164.9	4.00	27.8	14.5	52.3	191.1	6.88	69.0	356.0	5.16	3.40	0.75	25.8
2001	40.6	160.4	3.95	28.1	14.8	52.6	193.7	6.89	68.7	354.1	5.15	3.34	0.72	25.3
2002	41.0	155.6	3.80	27.5	14.5	52.7	187.5	6.81	68.5	343.1	5.01	3.19	0.75	24.3
2003	40.5	159.5	3.94	28.7	*15.6	*54.2	*197.4	6.87	69.2	356.9	5.16	3.32	0.81	25.4

*Record.

Additional Division I-AA Statistics Trends

(Average Per Game, One Team)

Year	Punting			Interceptions			Punt Returns			Kickoff Returns		
	No.	Avg.	Net Avg.	No.	Avg. Ref.	Yds.	No.	Avg. Ref.	Yds.	No.	Avg. Ref.	Yds.
1978	*6.1	36.5	33.6	1.42	11.92	17.0	2.39	7.49	17.9	3.23	18.4	59.2
1979	6.0	36.5	33.4	1.44	11.39	16.4	2.41	7.46	18.0	3.06	18.4	56.2
1980	5.8	37.0	33.7	1.37	10.06	13.8	2.44	7.94	19.4	3.09	17.4	53.7
1981	5.9	37.2	33.9	*1.60	10.63	*17.0	2.50	7.77	19.4	3.27	18.4	60.1
1982	6.0	37.1	34.0	1.50	10.15	15.2	2.44	7.63	18.6	3.08	19.0	58.4
1983	6.0	37.3	34.1	1.52	9.99	15.1	2.59	7.58	19.6	3.06	18.6	56.9
1984	5.8	37.3	33.9	1.53	10.40	15.9	2.55	7.84	20.0	3.23	18.6	60.0
1985	5.7	37.6	*34.2	1.51	10.56	16.0	2.55	7.52	19.2	3.20	18.1	57.9
1986	5.6	37.6	34.0	1.51	10.90	16.4	2.55	7.92	20.2	*4.02	19.4	*77.9
1987	5.6	36.8	33.4	1.40	10.57	14.9	2.48	7.51	18.7	3.96	19.0	74.6
1988	5.5	36.3	32.8	1.34	10.61	14.2	2.40	7.96	19.2	3.95	18.8	74.3
1989	5.5	36.1	32.8	1.31	10.40	13.7	2.32	7.93	18.4	3.96	18.9	74.7
1990	5.4	36.7	32.7	1.38	11.94	16.5	2.49	8.46	21.0	4.02	18.9	75.9
1991	5.3	36.6	32.6	1.35	10.81	14.6	2.46	8.57	21.1	3.84	19.1	73.4
1992	5.3	36.6	32.2	1.21	10.24	12.3	2.53	9.35	23.6	3.82	19.5	74.4
1993	5.2	36.0	32.3	1.23	10.79	13.2	2.35	8.26	19.5	3.72	19.3	71.7
1994	5.2	36.3	32.1	1.27	10.94	13.8	2.38	9.20	21.9	3.83	*19.9	76.0
1995	5.4	35.8	32.0	1.16	12.20	14.1	2.36	8.57	20.2	3.73	18.6	69.4
1996	5.5	36.6	32.8	1.22	12.25	15.0	2.44	8.54	20.9	3.60	19.0	68.4
1997	5.6	37.3	33.3	1.18	12.32	14.5	2.53	8.90	22.5	3.60	19.1	68.8
1998	5.3	*37.6	33.3	1.12	12.33	13.8	2.54	8.98	22.8	3.90	19.5	75.9
1999	5.4	37.2	32.8	1.18	12.55	14.8	2.46	9.40	23.1	3.91	19.1	74.7
2000	5.3	36.5	32.2	1.19	12.25	14.6	2.49	9.20	22.9	3.94	19.3	76.0
2001	5.4	36.5	32.1	1.16	12.45	14.4	2.45	*9.82	24.0	3.96	19.2	75.9
2002	5.5	36.7	32.2	1.11	12.10	13.4	*2.63	9.38	*24.7	3.85	19.3	74.4
2003	5.3	37.1	32.8	1.12	*13.33	14.9	2.53	9.20	23.3	3.86	*19.9	76.8

*Record.

Rules changes and statistics changes affecting trends: PUNTING-Beginning in 1965, 20 yards not deducted from a punt into the end zone for a touchback. INTERCEPTIONS-Interceptions yards not compiled, 1958-65. KICKOFF RETURNS-During 1937-45, if a kickoff went out of bounds, the receiving team put the ball in play on its 35-yard line instead of a second kickoff; in 1984 (rescinded in 1985), a 30-yard-line touchback for kickoffs crossing the goal line in flight and first touching the ground out of the end zone; in 1986, kickoffs from the 35-yard line. PUNT RETURNS-In 1967, interior linemen restricted from leaving until the ball is kicked.

Division I-AA Defensive Extra-Point Trends

Year	Games	Kick Ret./TD	Int. Ret./TD	Total Ret./TD
1988	553	4/1	7/1	11/2
1989	554	11/4	4/2	15/6
1990	548	7/3	4/2	11/5
1991	560	12/3	9/2	21/5
1992	553	9/5	8/5	17/10
1993	725	11/5	19/3	30/8
1994	733	4/1	5/1	9/2
1995	736	9/2	9/4	18/6
1996	723	8/3	3/0	11/3
1997	723	11/1	7/5	18/6
1998	733	18/4	8/2	26/6
1999	742	19/5	6/2	25/7
2000	#662	13/4	5/1	18/5
2001	#644	15/6	4/2	19/8
2002	#701	18/7	6/2	24/9
2003	#701	19/10	7/3	26/13
Totals	10,591	188/64	111/37	299/101

#Does not include games against non-major teams.

Division I-AA Fumble-Recovery Returns

Year	Games	Fumble Rec./TDs
1990	548	34/16
1991	560	42/13
1992	553	96/42
1993	725	86/25
1994	733	99/23
1995	736	164/58
1996	723	169/63
1997	723	149/63
1998	733	121/66
1999	742	136/68
2000	662	118/51
2001	644	122/59
2002	701	127/64
2003	701	130/67
Total	9,484	1,593/678

Classification History

SINCE 1978

The following lists show years of active membership for current and former Division I-AA football-playing institutions. The lists are from 1978, the year that Division I was divided into I-A and I-AA.

ACTIVE MEMBERS (117)

Alabama A&M	1999-current	Jacksonville St.	1997-current	Texas St.	1984-current
Alabama St.	1992-current	James Madison	1980-current	Towson	1987-current
Albany (N.Y.)	1999-current	La Salle	1997-current	Valparaiso	1993-current
Alcorn St.	1978-current	Lafayette	1978-current	Villanova	1987-current
Appalachian St.	1982-current	Lehigh	1978-current	VMI	1982-current
Ark.-Pine Bluff	1998-current	Liberty	1989-current	Wagner	1993-current
Austin Peay	1978-current	Maine	1978-current	Weber St.	1978-current
Bethune-Cookman	1980-current	Marist	1993-current	Western Caro.	1982-current
Brown	1982-current	Massachusetts	1978-current	Western Ill.	1981-current
Bucknell	1978-current	McNeese St.	1982-current	Western Ky.	1978-current
Butler	1993-current	Mississippi Val.	1980-current	William & Mary	1982-current
Cal Poly	1994-current	Monmouth	1994-current	Wofford	1995-current
Central Conn. St.	1993-current	Montana	1978-current	Yale	1982-current
Charleston So.	1993-current	Montana St.	1978-current	Youngstown St.	1981-current
Chattanooga	1982-current	Morehead St.	1978-current		
Citadel	1982-current	Morgan St.	1986-current	FORMER MEMBERS	
Coastal Caro.	2003-current	Murray St.	1978-current	UAB	1993-95
Colgate	1982-current	New Hampshire	1978-current	Akron	1980-86
Columbia	1982-current	Nicholls St.	1980-current	Arkansas St.	1982-91
Cornell	1982-current	Norfolk St.	1997-current	Ball St.	1982
Dartmouth	1982-current	N.C. A&T	1978, 80-current	Boise St.	1978-98
Davidson	1978-90, 93-current	Northeastern	1978-current	Boston U.	1978-97
Dayton	1993-current	Northern Ariz.	1978-current	Bowling Green	1982
Delaware	1980-current	Northern Iowa	1981-current	Buffalo	1993-98
Delaware St.	1978, 80-current	Northwestern St.	1978-current	Cal St. Northridge	1993-01
Drake	1992-85, 93-current	Pennsylvania	1982-current	Canisius	1993-02
Duquesne	1993-current	Portland St.	1978-80, 98-current	UCF	1990-95
Eastern Ill.	1981-current	Prairie View	1990-89, 92-current	Connecticut	1978-01
Eastern Ky.	1978-current	Princeton	1982-current	East Tenn. St.	1982-03
Eastern Wash.	1984-current	Rhode Island	1978-current	Eastern Mich.	1982
Elon	1999-current	Richmond	1982-current	Evansville	1993-97
Florida A&M	1979-current	Robert Morris	1998-current	Fairfield	1997-02
Fla. Atlantic	2001-current	St. Francis (Pa.)	1993-current	Idaho	1978-96
Florida Int'l	2003-current	St. Peter's	1993-current	Kent St.	1982
Fordham	1989-current	Sacramento St.	1993-current	Lamar	1982-89
Furman	1982-current	Sacred Heart	1999-current	La.-Monroe	1982-93
Gardner-Webb	2002-current	Samford	1989-current	Louisiana Tech	1982-88
Georgetown	1993-current	Sam Houston St.	1986-current	Marshall	1982-96
Ga. Southern	1984-current	San Diego	1993-current	Middle Tenn.	1978-98
Grambling	1978-current	South Carolina St.	1978, 80-current	Morris Brown	2001-03
Hampton	1997-current	Southeast Mo. St.	1990-current	Nevada	1978-91
Harvard	1982-current	Southeastern La.	1980-85; 2003	North Texas	1982-94
Hofstra	1993-current	Southern Ill.	1982-current	Northern Ill.	1982
Holy Cross	1982-current	Southern U.	1978-current	Ohio	1982
Howard	1978, 80-current	Southern Utah	1993-current	St. John's (N.Y.)	1993-02
Idaho St.	1978-current	Southwest Mo. St.	1982-current	St. Mary's (Cal.)	1993-03
Illinois St.	1982-current	Stephen F. Austin	1986-current	Siena	1993-03
Indiana St.	1982-current	Stony Brook	1999-current	South Fla.	1997-00
Iona	1993-current	Tenn.-Martin	1992-current	Tex.-Arlington	1982-85
Jackson St.	1978-current	Tennessee St.	1981-current	Troy St.	1993-01
Jacksonville	1998-current	Tennessee Tech	1978-current	West Tex. A&M	1982-85
		Texas Southern	1978-current		

Black College National Champions

Sheridan Poll

Selected by the Pittsburgh Courier, 1920-80, and compiled by Collie Nicholson, former Grambling sports information director; William Nunn Jr., Pittsburgh Courier sports editor; and Eric "Ric" Roberts, Pittsburgh Courier sports writer and noted black college sports historian. Selected from 1981 by the Sheridan Broadcasting Network. Records include post-season games.

Year	Team	Won	Lost	Tied	Coach
1920	Howard	7	0	0	Edward Morrison
	Talladega	5	0	1	Jubie Bragg
1921	Talladega	6	0	1	Jubie Bragg
	Wiley	7	0	1	Jason Grant
1922	Hampton	6	1	0	Gideon Smith
1923	Virginia Union	6	0	1	Harold Martin
1924	Tuskegee	9	0	1	Cleve Abbott
	Wiley	8	0	1	Fred Long
1925	Tuskegee	8	0	1	Cleve Abbott
	Howard	6	0	2	Louis Watson
1926	Tuskegee	10	0	0	Cleve Abbott
	Howard	7	0	0	Louis Watson
1927	Tuskegee	9	0	1	Cleve Abbott
	Bluefield St.	8	0	1	Harry Jefferson
1928	Bluefield St.	8	0	1	Harry Jefferson
	Wiley	8	0	1	Fred Long
1929	Tuskegee	10	0	0	Cleve Abbott
1930	Tuskegee	11	0	1	Cleve Abbott
1931	Wilberforce	9	0	0	Harry Graves
1932	Wiley	9	0	0	Fred Long
1933	Morgan St.	9	0	0	Edward Hurt
1934	Kentucky St.	9	0	0	Henry Kean
1935	Texas College	9	0	0	Arnett Mumford
1936	West Virginia St.	8	0	0	Adolph Hamblin
	Virginia St.	7	0	2	Harry Jefferson
1937	Morgan St.	7	0	0	Edward Hurt
1938	Florida A&M	8	0	0	Bill Bell
1939	Langston	9	0	0	Felton "Zip" Gayles
1940	Morris Brown	9	1	0	Artis Graves
1941	Morris Brown	8	1	0	William Nicks
1942	Florida A&M	9	0	0	Bill Bell
1943	Morgan St.	5	0	0	Edward Hurt
1944	Morgan St.	6	1	0	Edward Hurt
1945	Wiley	10	0	0	Fred Long
1946	Tennessee St.	10	1	0	Henry Kean
	Morgan St.	8	0	0	Edward Hurt
1947	Tennessee St.	10	0	0	Henry Kean
	Shaw	10	0	0	Brutus Wilson
1948	Southern U.	12	0	0	Arnett Mumford
1949	Southern U.	10	0	1	Arnett Mumford
	Morgan St.	8	0	0	Edward Hurt
1950	Southern U.	10	0	1	Arnett Mumford
	Florida A&M	8	1	1	Alonzo "Jake" Gaither
1951	Morris Brown	10	1	0	Edward "Ox" Clemons
1952	Florida A&M	8	2	0	Alonzo "Jake" Gaither
	Texas Southern	10	0	1	Alexander Durley
	Lincoln (Mo.)	8	0	1	Dwight Reed
	Virginia St.	8	1	0	Sylvester "Sal" Hall
1953	Prairie View	12	0	0	William Nicks
1954	Tennessee St.	10	1	0	Henry Kean
	Southern U.	10	1	0	Arnett Mumford
	Florida A&M	8	1	0	Alonzo "Jake" Gaither
	Prairie View	10	1	0	William Nicks
1955	Grambling	10	0	0	Eddie Robinson
1956	Tennessee St.	10	0	0	Howard Gentry
1957	Florida A&M	9	0	0	Alonzo "Jake" Gaither
1958	Prairie View	10	0	1	William Nicks
1959	Florida A&M	10	0	0	Alonzo "Jake" Gaither
1960	Southern U.	9	1	0	Arnett Mumford
1961	Florida A&M	10	0	0	Alonzo "Jake" Gaither
1962	Jackson St.	10	1	0	John Merritt
1963	Prairie View	10	1	0	William Nicks
1964	Prairie View	9	0	0	William Nicks
1965	Tennessee St.	9	0	1	John Merritt
1966	Tennessee St.	10	0	0	John Merritt
1967	Morgan St.	8	0	0	Earl Banks
	Grambling	9	1	0	Eddie Robinson
1968	Alcorn St.	9	1	0	Marino Casem
	N.C. A&T	8	1	0	Hornsby Howell
1969	Alcorn St.	8	0	1	Marino Casem
1970	Tennessee St.	11	0	0	John Merritt
1971	Tennessee St.	9	1	0	John Merritt
1972	Grambling	11	2	0	Eddie Robinson

Year	Team	Won	Lost	Tied	Coach
1973	Tennessee St.	10	0	0	John Merritt
1974	Grambling	11	1	0	Eddie Robinson
	Alcorn St.	9	2	0	Marino Casem
1975	Grambling	10	2	0	Eddie Robinson
1976	South Carolina St.	10	1	0	Willie Jeffries
1977	South Carolina St.	9	1	1	Willie Jeffries
	Grambling	10	1	0	Eddie Robinson
	Florida A&M	11	0	0	Rudy Hubbard
1978	Florida A&M	12	1	0	Rudy Hubbard
1979	Tennessee St.	8	3	0	John Merritt
1980	Grambling	10	2	0	Eddie Robinson
1981	South Carolina St.	10	3	0	Bill Davis
1982	* Tennessee St.	9	0	1	John Merritt
1983	Grambling	8	1	2	Eddie Robinson
1984	Alcorn St.	9	1	0	Marino Casem
1985	Jackson St.	8	3	0	W. C. Gorden
1986	Central St.	10	1	1	Billy Joe
1987	Central St.	10	1	1	Billy Joe
1988	Central St.	11	2	0	Billy Joe
1989	Central St.	10	2	0	Billy Joe
1990	# Central St.	11	1	0	Billy Joe
1991	Alabama St.	11	0	1	Houston Markham
1992	Grambling	10	2	0	Eddie Robinson
1993	Southern U.	11	1	0	Pete Richardson
1994	Hampton	10	1	0	Joe Taylor
1995	Southern U.	11	1	0	Pete Richardson
1996	Jackson St.	10	2	0	James Carson
1997	Southern U.	11	1	0	Pete Richardson
1998	Florida A&M	11	2	0	Billy Joe
1999	N.C. A&T	11	2	0	Bill Hayes
2000	Tuskegee	12	0	0	Rick Comegy
2001	Grambling	10	1	0	Doug Williams
2002	Grambling	11	2	0	Doug Williams
2003	Southern U.	12	1	0	Pete Richardson

* Tennessee State's participation in the 1982 Division I-AA championship (1-1 record) voided. #NAIA Division I national champion.

American Sports Wire

Selected by American Sports Wire and compiled by Dick Simpson, Executive Director. Selected from 1990 by the American Sports Wire, P.O. Box 802031, Santa Clarita, Calif. 91380-2031. Record includes postseason games.

Year	Team	Won	Lost	Tied	Coach
1990	N.C. A&T	9	2	0	Bill Hayes
1991	Alabama St.	11	0	1	Houston Markham
1992	Grambling	10	2	0	Eddie Robinson
1993	Southern U.	11	1	0	Pete Richardson
1994	Hampton	10	1	0	Joe Taylor
1995	Southern U.	11	1	0	Pete Richardson
1996	Jackson St.	10	2	0	James Carson
1997	Southern U.	11	1	0	Pete Richardson
1998	Florida A&M	11	2	0	Billy Joe
1999	N.C. A&T	11	2	0	Bill Hayes
2000	Grambling	10	2	0	Doug Williams
2001	Grambling	10	1	0	Doug Williams
2002	Grambling	11	2	0	Doug Williams
2003	Southern U.	12	1	0	Pete Richardson

Heritage Bowl

The first bowl game matching historically black schools in Division I-AA. The champion of the Southwestern Athletic Conference meets the champion of the Mid-Eastern Athletic Conference.

Date	Score (Attendance)	Site
12-21-91	Alabama St. 36, N.C. A&T 13 (7,724)	Miami, Fla.
1-2-93	Grambling 45, Florida A&M 15 (11,273)	Tallahassee, Fla.
1-1-94	Southern U. 11, South Carolina St. 0 (36,128)	Atlanta, Ga.
12-30-94	South Carolina St. 31, Grambling 27 (22,179)	Atlanta, Ga.
12-29-95	Southern U. 30, Florida A&M 25 (25,164)	Atlanta, Ga.
12-31-96	Howard 27, Southern U. 24 (18,126)	Atlanta, Ga.
12-27-97	Southern U. 34, South Carolina St. 28 (32,629)	Atlanta, Ga.
12-26-98	Southern U. 28, Bethune-Cookman 2 (32, 955)	Atlanta, Ga.
12-18-99	Hampton 24, Southern U. 3 (29,561)	Atlanta, Ga.

All-Time Black College Football Team

(Selected by the Sheridan Broadcasting Network in 1993)

OFFENSE

QB	Doug Williams	Grambling
RB	Walter Payton	Jackson St.
RB	Tank Younger	Grambling
WR	Jerry Rice	Mississippi Val.
WR	John Stallworth	Alabama A&M

OFFENSE

WR Charlie JoinerGrambling
 OL Art ShellMd.-East. Shore
 OL Rayfield WrightFort Valley St.
 OL Jackie SlaterJackson St.
 OL Larry Little.....Bethune-Cookman
 OL Ernie BarnesN.C. Central

DEFENSE

DL Willie Davis.....Grambling
 DL Ed "Too Tall" Jones.....Tennessee St.
 DL Deacon Jones.....South Carolina St.

DEFENSE

DL L. C. Greenwood.....Ark.-Pine Bluff
 LB Robert Brazile.....Jackson St.
 LB Harry Carson.....South Carolina St.
 LB Willie LanierMorgan St.
 DB Mel Blount.....Southern U.
 DB Lem BarneyJackson St.
 DB Donnie ShellSouth Carolina St.
 DB Everson Walls.....Grambling



Individual and Team Collegiate Records

Individual Collegiate Records	198
Team Collegiate Records	223



Individual Collegiate Records

Individual collegiate records are determined by comparing the best records in all four divisions (I-A, I-AA, II and III) in comparable categories. Before 2002, postseason games were not included in NCAA final football statistics or records. Beginning with the 2002 season, all postseason games were included in NCAA final football statistics and records. Included are career records of players who played in two divisions (e.g., Dennis Shaw of San Diego St., Howard Stevens of Randolph-Macon and Louisville, and Tom Ehrhardt of C.W. Post and Rhode Island). Players who played seasons other than in the NCAA will have statistics only including NCAA seasons.

Total Offense

CAREER YARDS PER GAME

(Minimum 5,500 Yards; Player must have concluded his career)

Player, Team (Division[s])	Years	G	Plays	Yards	TDR‡	Yd. PG
Steve McNair, Alcorn St. (I-AA)	1991-94	42	2,055	*16,823	152	*400.5
Tim Rattay, Louisiana Tech (I-A)	1997-99	33	1,705	12,618	117	382.4
Justin Peery, Westminster (Mo.) (III)	1996-99	39	2,001	13,645	*166	349.9
Aaron Flowers, Cal St. Northridge (I-AA)	1996-97	20	944	6,754	60	337.7
Terry Peebles, Hanover (III)	1992-95	23	1,140	7,672	89	333.6
David Macchi, Valparaiso (I-AA)	2002-03	23	1,047	7,628	65	331.7
Dave Dickenson, Montana (I-AA)	1992-95	35	1,539	11,523	116	329.2
Eric Bruns, Hanover (III)	1999-00	20	995	6,512	44	325.6
Willie Totten, Mississippi Val. (I-AA)	1982-85	40	1,812	13,007	157	325.2
Grady Benton, West Tex. A&M (II)	1994-95	18	844	5,831	55	323.9
Ty Detmer, Brigham Young (I-A)	1988-91	46	1,795	14,665	135	318.8
Neil Lomax, Portland St. (II; I-AA)	1977; 78-80	42	1,901	13,345	120	317.7
Brett Dietz, Hanover (III)	2002-03	22	1,054	6,969	72	316.7
Drew Miller, Montana (I-AA)	1999-00	18	708	5,628	47	312.7
Adam Ryan, Wilmington (Ohio) (III)	1998-01	33	1,520	10,314	47	312.5
Kirk Baumgartner, Wis.-Stevens Point (III)	1986-89	41	2,007	12,767	110	311.4
Mike Perez, San Jose St. (I-A)	1986-87	20	875	6,182	37	309.1
Doug Nussmeier, Idaho (I-AA)	1990-93	39	1,556	12,054	109	309.1
Josh Wallwork, Wyoming (I-A)	1995-96	22	845	6,753	60	307.0
Oteman Sampson, Florida A&M (I-AA)	1996-97	22	906	6,751	57	306.9
Doug Gaynor, Long Beach St. (I-A)	1984-85	22	1,067	6,710	45	305.0
Tod Mayfield, West Tex. A&M (I-AA; II)	1984-85; 86	24	1,165	7,316	58	304.8
Marcus Brady, Cal St. Northridge (I-AA)	1998-01	43	2,116	13,095	123	304.5
J.T. O'Sullivan, UC Davis (II)	1998-01	29	987	8,743	78	301.5
Zamir Amin, Menlo (III)	1999-01	26	1,015	7,836	87	301.4
Jamie Martin, Weber St. (I-AA)	1989-92	41	1,838	12,287	93	299.7
Tony Eason, Illinois (I-A)	1981-82	22	1,016	6,589	43	299.5
Todd Cunningham, Presbyterian (II)	1998-01	39	1,635	11,578	121	296.6
Luke McCown, Louisiana Tech (I-A)	2000-03	43	2,049	12,731	97	296.1
Scott Otis, Glenville St. (II)	1994-95	20	755	5,911	66	295.6
Drew Brees, Purdue (I-A)	1997-00	40	1,754	11,815	97	295.4
Tom Proudian, Iona (I-AA)	1993-95	27	1,337	7,939	61	294.0
Phil Butler, Hope (III)	2001-03	30	1,313	8,810	86	293.7
Robert Dougherty, Boston U. (I-AA)	1993-94	21	918	6,135	56	292.1
Keith Bishop, Ill. Wesleyan/Wheaton (III.) (III)	1981, 83-85	31	1,467	9,052	77	292.0
David Neill, Nevada (I-A)	1998-01	40	1,376	11,664	87	291.6
David Klingler, Houston (I-A)	1988-91	32	1,431	9,327	93	291.5
Ben Roethlisberger, Miami (Ohio) (I-A)	2001-03	38	1,573	11,075	91	291.4
Stan Greene, Boston U. (I-AA)	1989-90	22	1,167	6,408	49	291.3
John Friesz, Idaho (I-AA)	1986-89	35	1,459	10,187	79	291.1
Steve Sarkisian, Brigham Young (I-A)	1995-96	25	953	7,253	56	290.1
Chris Redman, Louisville (I-A)	1996-99	42	1,846	12,129	87	288.8
Tom Stetzer, Wis.-Platteville (III)	2000-03	35	1,823	10,081	60	288.0
Kliff Kingsbury, Texas Tech (I-A)	1999-02	43	*2,156	12,263	99	285.2

*Record. ‡Touchdowns-responsible-for are player's TDs scored and passed for.

SEASON YARDS PER GAME

Player, Team (Division)	Year	G	Plays	Yards	TDR‡	Yd. PG
Steve McNair, Alcorn St. (I-AA)	†1994	11	649	5,799	53	*527.2
David Klingler, Houston (I-A)	†1990	11	704	5,221	55	474.6
Justin Peery, Westminster (Mo.) (III)	†1998	10	645	4,651	57	465.1
B.J. Symons, Texas Tech (I-A)	†2003	13	798	*5,976	52	459.7
Willie Totten, Mississippi Val. (I-AA)	†1984	10	564	4,572	*61	457.2
Justin Peery, Westminster (Mo.) (III)	†1999	10	599	4,419	60	441.9
Danny Ragsdale, Redlands (III)	†1999	9	464	3,855	35	428.3
Andre Ware, Houston (I-A)	†1989	11	628	4,661	49	423.7
Zamir Amin, Menlo (III)	†2000	10	511	4,231	43	423.1
Ty Detmer, Brigham Young (I-A)	†1990	12	635	5,022	45	418.5
Grady Benton, West Tex. A&M (II)	†1994	9	505	3,699	35	411.0
Steve McNair, Alcorn St. (I-AA)	†1992	10	519	4,057	39	405.7
Perry Klein, C.W. Post (II)	†1993	10	499	4,052	41	405.2
Tim Rattay, Louisiana Tech (I-A)	†1998	12	602	4,840	47	403.3
Mike Maxwell, Nevada (I-A)	†1995	9	443	3,623	34	402.6
Chris Redman, Louisville (I-A)	†1998	10	513	4,009	31	400.9
Terry Peebles, Hanover (III)	†1995	10	572	3,981	43	398.1
Steve Young, Brigham Young (I-A)	†1983	11	531	4,346	41	395.1
Jamie Martin, Weber St. (I-AA)	†1991	11	591	4,337	37	394.3
Chris Vargas, Nevada (I-A)	†1993	11	535	4,332	35	393.8

Player, Team (Division)	Year	G	Plays	Yards	TDR†	Yd. PG
Marty Washington, West Ala. (II)	1993	8	453	3,146	29	393.8
Wilkie Perez, Glenville St. (II)	↑1997	11	509	4,301	45	391.0
Scott Mitchell, Utah (I-A)	↑1988	11	589	4,299	29	390.8
Damian Paolucci, East Stroudsburg (II)	↑1996	10	505	3,883	41	388.3
Cory Allred, Ark.-Monticello (II)	↑2003	11	632	4,267	37	387.9
Bruce Eugene, Grambling (I-AA)	2002	13	680	5,018	43	386.0
Andrew Webb, Fort Lewis (II)	↑2002	11	613	4,245	42	385.9
Jim McMahon, Brigham Young (I-A)	↑1980	12	540	4,627	53	385.6
Dave Dickenson, Montana (I-AA)	↑1995	11	544	4,209	41	382.6
Tim Rattay, Louisiana Tech (I-A)	↑1999	10	562	3,810	35	381.0
Brett Dietz, Hanover (III)	↑2003	11	635	4,186	39	380.5
Neil Lomax, Portland St. (I-AA)	↑1980	11	550	4,157	42	377.9
Daunte Culpepper, UCF (I-A)	1998	11	543	4,153	40	377.5
Tim Couch, Kentucky (I-A)	1998	11	617	4,151	37	377.4
Brett Salisbury, Wayne St. (Neb.) (II)	1993	10	424	3,732	32	373.2
David Neill, Nevada (I-A)	1998	9	409	3,351	31	372.3
Ty Detmer, Brigham Young (I-A)	1989	12	497	4,433	38	369.4
Jay Macias, Colorado Col. (III)	2003	8	444	2,951	15	368.9
Kyle Krober, Greenville (III)	2000	10	468	3,676	28	367.6
Joe Lee, Towson (I-AA)	↑1999	11	608	4,031	22	366.5
Joel Steele, Anderson (Ind.) (III)	2003	10	520	3,664	31	366.4
Troy Kopp, Pacific (I-A)	1990	9	485	3,276	32	364.0
Marcus Brady, Cal St. Northridge (I-AA)	↑2001	10	532	3,632	40	363.2
Steve Slowke, Alma (III)	↑2001	10	662	3,630	34	363.0
Curt Anes, Grand Valley St. (II)	↑2001	10	360	3,621	55	362.1
Dave Dickenson, Montana (I-AA)	↑1993	11	530	3,978	46	361.6
Adam King, Howard Payne (III)	↑2002	10	505	3,613	31	361.3
Tim Rattay, Louisiana Tech (I-A)	↑1997	11	541	3,968	35	360.7
Neil Lomax, Portland St. (I-AA)	↑1979	11	611	3,966	31	360.5
Todd Cunningham, Presbyterian (II)	2001	11	607	3,959	40	359.9
Jed Drenning, Glenville St. (II)	1993	10	473	3,593	32	359.3
Drew Brees, Purdue (I-A)	↑2000	11	564	3,939	29	358.1
Byron Leftwich, Marshall (I-A)	↑2002	12	528	4,267	33	355.6
Alfred Montez, Western N.M. (II)	1994	6	244	2,130	18	355.0
Rex Grossman, Florida (I-A)	↑2001	11	429	3,904	39	354.9
Keith Bishop, Wheaton (Ill.) (III)	↑1983	9	421	3,193	24	354.8
Kirk Baumgartner, Wis.-Stevens Point (III)	↑1989	10	530	3,540	39	354.0
Bill Nietzke, Alma (III)	↑1996	9	468	3,185	29	353.9
Philip Rivers, North Carolina St. (I-A)	2003	13	561	4,600	34	353.8
Rob Tomlinson, Cal St. Chico (II)	↑1989	10	534	3,525	26	352.5
Byron Leftwich, Marshall (I-A)	2001	12	534	4,224	41	352.0
Bruce Eugene, Grambling (I-AA)	↑2003	12	622	4,220	36	351.7
Josh Wallwork, Wyoming (I-A)	↑1996	12	525	4,209	35	350.8
John Furmaniak, Eureka (III)	1995	10	414	3,503	35	350.3
John Friesz, Idaho (I-AA)	↑1989	11	464	3,853	31	350.3

*Record. †National total-offense champion. ‡Touchdowns-responsible-for are player's TDs scored and passed for.

CAREER YARDS

Player, Team (Division[s])	Years	Plays	Yards	Avg.
Steve McNair, Alcorn St. (I-AA)	1991-94	2,055	*16,823	8.19
Ty Detmer, Brigham Young (I-A)	1988-91	1,795	14,665	8.17
Justin Peery, Westminster (Mo.) (III)	1996-99	2,001	13,645	6.82
Philip Rivers, North Carolina St. (I-A)	2000-03	1,422	13,582	*9.55
Neil Lomax, Portland St. (II; I-AA)	1977; 78-80	1,901	13,345	7.02
Marcus Brady, Cal St. Northridge (I-AA)	1998-01	2,116	13,095	6.19
Willie Totten, Mississippi Val. (I-AA)	1982-85	1,812	13,007	7.18
Kirk Baumgartner, Wis.-Stevens Point (III)	1986-89	2,007	12,767	6.36
Luke McCown, Louisiana Tech (I-A)	2000-03	2,049	12,731	6.21
‡Timmy Chang, Hawaii (I-A)	2000-03	1,948	12,637	6.49
Tim Rattay, Louisiana Tech (I-A)	1997-99	1,705	12,618	7.40
Robert Kent, Jackson St. (I-AA)	2000-03	1,928	12,538	6.33
Daunte Culpepper, UCF (I-AA; I-A)	1995-98	1,847	12,432	6.73
Chad Pennington, Marshall (I-AA, I-A)	1995, 97-99	1,719	12,313	7.16
Jamie Martin, Weber St. (I-AA)	1989-92	1,838	12,287	6.68
Kliff Kingsbury, Texas Tech (I-A)	1999-02	2,156	12,263	5.69
Chris Redman, Louisville (I-A)	1996-99	1,846	12,129	6.57
Doug Nussmeier, Idaho (I-AA)	1990-93	1,556	12,054	7.75
Curt Anes, Grand Valley St. (II)	1999-02	1,527	11,881	7.78
Drew Brees, Purdue (I-A)	1997-00	1,754	11,815	6.74
Andrew Webb, Fort Lewis (II)	2000-03	*2,216	11,789	5.32
David Neill, Nevada (I-A)	1998-01	1,727	11,664	6.75
Todd Cunningham, Presbyterian (II)	1998-01	1,635	11,578	7.08
Dave Dickenson, Montana (I-AA)	1992-95	1,539	11,523	7.49
Antwaan Randle El, Indiana (I-A)	1998-01	1,917	11,364	5.93
Joel Steele, Anderson (Ind.) (III)	2000-03	1,641	11,325	6.90
Doug Flutie, Boston College (I-A)	1981-84	1,558	11,317	7.26
Travis Brown, Northern Ariz. (I-AA)	1996-99	1,732	11,267	6.51
Vernon Buck, Wingate (II)	1991-94	1,761	11,227	6.38
Ken Hobart, Idaho (I-AA)	1980-83	1,847	11,127	6.02
Carson Palmer, Southern California (I-A)	‡1998-02	1,785	11,093	6.31
Tim Lester, Western Mich. (I-A)	1996-99	1,747	11,081	6.34
Ben Roethlisberger, Miami (Ohio) (I-A)	2001-03	1,573	11,075	7.04

Player, Team (Division[s])	Years	Plays	Yards	Avg.
Bob McLaughlin, Lock Haven (II)	1992-95	2,007	11,041	5.50
Peyton Manning, Tennessee (I-A)	1994-97	1,534	11,020	7.18
David Corley Jr., William & Mary (I-AA)	1999-02	1,611	10,948	6.80
Eric Zeier, Georgia (I-A)	1991-94	1,560	10,841	6.95
Alex Van Pelt, Pittsburgh (I-A)	1989-92	1,570	10,814	6.89
Mark Novara, Lakeland (III)	1994-97	1,653	10,801	6.53
Ryan Schneider, UCF (I-A)	2000-03	1,472	10,703	7.27
Earl Harvey, N.C. Central (II)	1985-88	2,045	10,667	5.22
Stoney Case, New Mexico (I-A)	1991-94	1,673	10,651	6.37
Justin Coleman, Neb.-Kearney (II)	1997-00	1,411	10,644	7.54
Joe Hamilton, Georgia Tech (I-A)	1996-99	1,758	10,640	7.00
Bill Borchert, Mount Union (III)	1994-97	1,274	10,639	8.35
Jared Lorenzen, Kentucky (I-A)	2000-03	1,793	10,637	5.93
Chris Hatcher, Valdosta St. (II)	1991-94	1,557	10,588	6.80
Jim Ballard, Wilmington (Ohio)/ Mount Union (III)	1990, 91-93	1,328	10,545	7.94
Todd Santos, San Diego St. (I-A)	1984-87	1,722	10,513	6.11
Danny Wuerffel, Florida (I-A)	1993-96	1,355	10,500	7.75
Tom Arth, John Carroll (III)	1999-02	1,557	10,493	6.74
Cade McNown, UCLA (I-A)	1995-98	1,429	10,487	7.34
Giovanni Carmazzi, Hofstra (I-AA)	1996-99	1,564	10,416	6.66
Adam Ryan, Wilmington (Ohio) (III)	1998-01	1,520	10,314	6.79
Troy Dougherty, Grinnell (III)	1994, 97-99	1,520	10,314	6.79
Sean Payton, Eastern Ill. (I-AA)	1983-86	1,690	10,298	6.09
Greg Wyatt, Northern Ariz. (I-AA)	1986-89	1,753	10,277	5.86
Dusty Bonner, Kentucky (I-A); Valdosta St. (II)	1997, 99-01	1,429	10,253	7.17
Kevin Sweeney, Fresno St. (I-A)	‡1982-86	1,700	10,252	6.03
Kyle Krober, Greenville (III)	1998-01	1,603	10,239	6.39
David Garrard, East Caro. (I-A)	1998-01	1,685	10,238	6.08
Thad Trujillo, Fort Lewis (II)	1991-94	1,787	10,209	5.71
John Friesz, Idaho (I-AA)	1986-89	1,459	10,187	6.98
Marko Glavic, Lafayette (I-AA)	2000-03	1,745	10,169	5.83
Eric DeGraff, Augustana (S.D.) (II)	1997-00	1,643	10,128	6.16
Drew Folmar, Millersville (II)	1997-00	1,537	10,105	6.57
Tom Stetzer, Wis.-Platteville (III)	2000-03	1,823	10,081	5.53

Player, Team (Division[s])	Years	Plays	Yards	Avg.
Troy Kopp, Pacific (I-A)	1989-92	1,595	10,037	6.29
Bar Hendricks, Boise St. (I-A)	1997-00	1,472	10,034	6.82
Keith Heckendorf, St. Cloud St. (II)	2000-03	1,606	9,997	6.22
Eli Manning, Mississippi (I-A)	2000-03	1,491	9,984	6.70
Kevin Ricca, Catholic (III)	1994-97	1,533	9,982	6.51
Brian Dawson, Wash. & Jeff. (III)	1999-02	1,390	9,954	7.16
Donovan McNabb, Syracuse (I-A)	1995-98	1,403	9,950	7.09
Ricky Fritz, Minn. Duluth (II)	\$1998-02	1,464	9,926	6.78
Rob Tomlinson, Cal St. Chico (II)	1988-91	1,656	9,921	5.99
Michael Proctor, Murray St. (I-AA)	1986-89	1,577	9,886	6.27
Bruce Eugene, Grambling (I-AA)	2001-03	1,407	9,884	7.02
Jeff Wiley, Holy Cross (I-AA)	1985-88	1,428	9,877	6.92
Kasey Waterman, Mo. Western St. (II)	1998-01	1,449	9,874	6.81
Tom Ehrhardt, C.W. Post (II); Rhode Island (I-AA)	1981-82; 84-85	1,674	9,793	5.85
Brian McClure, Bowling Green (I-A)	1982-85	1,630	9,774	6.00
John Hebgen, Minn. St. Mankato (II)	1993-96	1,545	9,772	6.32
Jeff Lewis, Northern Ariz. (I-AA)	1992-95	1,654	9,769	5.91
Eric Noble, Wilmington (Ohio) (III)	1992-95	1,513	9,731	6.43
Cody Pickett, Washington (I-A)	2000-03	1,617	9,730	6.02
Jim McMahon, Brigham Young (I-A)	1977-78, 80-81	1,325	9,723	7.34
Mike Mitros, West Chester (II)	1996-99	1,716	9,714	5.66
Glenn Foley, Boston College (I-A)	1990-93	1,440	9,702	6.74
Tim Peterson, Wis.-Stout (III)	1986-89	1,558	9,701	6.23
Ted White, Howard (I-AA)	1995-98	1,377	9,669	7.02
Bryan Harman, Fairmont St. (II)	1998-01	1,471	9,638	6.55
Jarrod Furgason, Fairmont St. (II)	\$1993-97	1,583	9,638	6.09
John Craven, Gardner-Webb (II)	1991-94	1,666	9,630	5.78
Chris Ings, Wabash (III)	1992-95	1,532	9,608	6.27

*Record. \$See Page 10 for explanation. †Active player.

SEASON YARDS

Player, Team (Division)	Year	G	Plays	Yards	Avg.
B.J. Symons, Texas Tech (I-A)	†2003	13	798	*5,976	7.49
Steve McNair, Alcorn St. (I-AA)	†1994	11	649	5,799	8.94
David Klingler, Houston (I-A)	†1990	11	704	5,221	7.42
Ty Detmer, Brigham Young (I-A)	1990	12	635	5,022	7.91
Bruce Eugene, Grambling (I-AA)	2002	13	680	5,018	7.38
Kliff Kingsbury, Texas Tech (I-A)	2002	14	*814	4,903	6.02
Tim Rattay, Louisiana Tech (I-A)	†1998	12	602	4,840	8.04
Andre Ware, Houston (I-A)	†1989	11	628	4,661	7.42
Justin Peery, Westminster (Mo.) (III)	†1998	10	645	4,651	6.58
Josh Harris, Bowling Green (I-A)	2003	14	709	4,643	6.55
Jim McMahon, Brigham Young (I-A)	†1980	12	540	4,627	8.57
Philip Rivers, North Carolina St. (I-A)	2003	13	561	4,600	8.20
Ben Roethlisberger, Miami (Ohio) (I-A)	2003	14	562	4,597	8.18
Willie Totten, Mississippi Val. (I-AA)	†1984	10	564	4,572	8.11
Timmy Chang, Hawaii (I-A)	2002	14	663	4,457	6.72
Ty Detmer, Brigham Young (I-A)	1989	12	497	4,433	8.92
Justin Peery, Westminster (Mo.) (III)	†1999	10	599	4,419	7.38
Roy Hampton, Trinity (Tex.) (III)	2002	14	464	4,418	@9.52
Ryan Dinwiddie, Boise St. (I-A)	2003	14	527	4,399	8.35
David Carr, Fresno St. (I-A)	2001	13	564	4,396	7.79
Steve Young, Brigham Young (I-A)	†1983	11	531	4,346	8.18
Jamie Martin, Weber St. (I-AA)	†1991	11	591	4,337	7.34
Chris Vargas, Nevada (I-A)	†1993	11	535	4,332	8.10
Wilkie Perez, Glenville St. (II)	†1997	11	509	4,301	8.45
Scott Mitchell, Utah (I-A)	†1988	11	589	4,299	7.30
Cody Pickett, Washington (I-A)	2002	13	698	4,273	6.12
Cory Alfred, Ark.-Monticello (II)	†2003	11	632	4,267	6.75
Byron Leftwich, Marshall (I-A)	†2002	12	528	4,267	8.08
Andrew Webb, Fort Lewis (II)	†2002	11	613	4,245	6.92
Zamir Amin, Menlo (III)	†2000	10	511	4,231	8.28
Byron Leftwich, Marshall (I-A)	2001	12	534	4,224	7.91
Bruce Eugene, Grambling (I-AA)	†2003	12	622	4,220	6.78
Dave Dickenson, Montana (I-AA)	†1995	11	544	4,209	7.74
Josh Wallwork, Wyoming (I-A)	†1996	12	525	4,209	8.02
Brett Dietz, Hanover (III)	†2003	11	635	4,186	6.59
Neil Lomax, Portland St. (I-AA)	†1980	11	550	4,157	7.56
Brett Gordon, Villanova (I-AA)	2002	15	665	4,155	6.25
Daunte Culpepper, UCF (I-A)	1998	11	543	4,153	7.65
Tim Couch, Kentucky (I-A)	1998	11	617	4,151	6.73
Robbie Bosco, Brigham Young (I-A)	1985	13	578	4,141	7.16
Timmy Chang, Hawaii (I-A)	2003	13	644	4,139	6.43
David Macchi, Valparaiso (I-AA)	2003	12	525	4,079	7.77
Chris Weinke, Florida St. (I-A)	2000	12	461	4,070	8.83
Steve McNair, Alcorn St. (I-AA)	†1992	10	519	4,057	7.82
Perry Klein, C.W. Post (II)	†1993	10	499	4,052	8.12
Joe Lee, Towson (I-AA)	†1999	11	608	4,031	6.63
Chris Redman, Louisville (I-A)	1998	10	513	4,009	7.81
Ty Detmer, Brigham Young (I-A)	†1991	12	478	4,001	8.37
Will Hall, North Ala. (II)	2003	14	526	3,998	7.60
Brandon Doman, Brigham Young (I-A)	2001	13	550	3,998	7.27

Player, Team (Division)	Year	G	Plays	Yards	Avg.
Steve Sarkisian, Brigham Young (I-A)	1996	14	486	3,983	8.20
Terry Peebles, Hanover (III)	†1995	10	572	3,981	6.96
Dave Dickenson, Montana (I-AA)	†1993	11	530	3,978	7.51
Tim Rattay, Louisiana Tech (I-A)	†1997	11	541	3,968	7.33
Neil Lomax, Portland St. (I-AA)	†1979	11	611	3,966	6.49
Todd Cunningham, Presbyterian (II)	2001	11	607	3,959	6.52
Dan Cole, Rensselaer (III)	2003	13	647	3,955	6.11
Drew Brees, Purdue (I-A)	†2000	11	564	3,939	6.98
Derek Anderson, Oregon St. (I-A)	2003	13	567	3,933	6.94
Robbie Bosco, Brigham Young (I-A)	†1984	12	543	3,932	7.24
Drew Brees, Purdue (I-A)	1998	12	575	3,921	6.82
Rex Grossman, Florida (I-A)	†2001	11	429	3,904	9.10
Chad Pennington, Marshall (I-A)	1999	12	460	3,904	8.49
Damian Poalucci, East Stroudsburg (II)	†1996	10	505	3,883	7.69
Brian Jones, Toledo (I-A)	2002	14	508	3,860	7.60
Mike McCoy, Utah (I-A)	1993	12	529	3,860	7.50
Danny Ragsdale, Redlands (III)	1999	9	464	3,855	8.31
John Friesz, Idaho (I-AA)	†1989	11	464	3,853	8.30
Charlie Frye, Akron (I-A)	2003	12	532	3,837	7.21
Steve McNair, Alcorn St. (I-AA)	1993	11	493	3,830	7.77
Rod Rutherford, Pittsburgh (I-A)	2003	13	549	3,829	6.97
Jared Lorenzen, Kentucky (I-A)	2000	11	635	3,827	6.03
Todd Hammel, Stephen F. Austin (I-AA)	1989	11	487	3,822	7.85
Curt Anes, Grand Valley St. (II)	2002	14	457	3,821	8.36
Carson Palmer, Southern California (I-A)	2002	13	539	3,820	7.09
Tim Rattay, Louisiana Tech (I-A)	†1999	10	562	3,810	6.78
Ken Hobart, Idaho (I-AA)	1983	11	578	3,800	6.57

*Record. †National total-offense champion. @ Record for minimum 3,000 yards.

SINGLE-GAME YARDS

Yds.	Div.	Player, Team (Opponent)	Date
732	I-A	David Klingler, Houston (Arizona St.)	Dec. 2, 1990
723	III	Zamir Amin, Menlo (Cal Lutheran)	Oct. 7, 2000
696	I-A	Matt Vogler, TCU (Houston)	Nov. 3, 1990
681	I-A	B.J. Symons, Texas Tech (Mississippi)	Sept. 27, 2003
668	I-AA	Robert Kent, Jackson St. (Alabama St.)	Oct. 6, 2001
660	II	Andrew Webb, Fort Lewis (Mesa St.)	Nov. 16, 2002
657	I-A	Brian Lindgren, Idaho (Middle Tenn.)	Oct. 6, 2001
652	II	Matt Kohn, Indianapolis (Michigan Tech)	Sept. 20, 2003
651	II	Wilkie Perez, Glenville St. (Concord)	Oct. 25, 1997
649	I-AA	Steve McNair, Alcorn St. (Southern U.)	Oct. 22, 1994
647	I-AA	Steve McNair, Alcorn St. (Chattanooga)	Sept. 10, 1994
643	I-AA	Jamie Martin, Weber St. (Idaho St.)	Nov. 23, 1991
633	I-AA	Steve McNair, Alcorn St. (Grambling)	Sept. 3, 1994
631	II	Jayce Goree, Glenville St. (Concord)	Oct. 24, 1998
630	III	Justin Peery, Westminster (Mo.) (Colorado Col.)	Oct. 30, 1999
628	III	Justin Peery, Westminster (Mo.) (MacMurray)	Nov. 14, 1998
625	I-A	David Klingler, Houston (TCU)	Nov. 3, 1990
625	I-A	Scott Mitchell, Utah (Air Force)	Oct. 15, 1988
624	I-AA	Steve McNair, Alcorn St. (Samford)	Oct. 29, 1994
623	II	Perry Klein, C.W. Post (Salisbury)	Nov. 6, 1993
621	I-AA	Willie Totten, Mississippi Val. (Prairie View)	Oct. 27, 1984
618	I-A	B.J. Symons, Texas Tech (North Carolina St.)	Sept. 20, 2003
617	III	Justin Peery, Westminster (Mo.) (Principia)	Oct. 17, 1998
614	I-AA	Bryan Martin, Weber St. (Cal Poly)	Sept. 23, 1995
614	II	Alfred Montez, Western N.M. (West Tex. A&M)	Oct. 8, 1994
612	I-A	Jimmy Klingler, Houston (Rice)	Nov. 28, 1992
610	II	Andrew Webb, Fort Lewis (Western N.M.)	Nov. 2, 2002
604	I-AA	Steve McNair, Alcorn St. (Jackson St.)	Nov. 21, 1992
603	I-A	Ty Detmer, Brigham Young (San Diego St.)	Nov. 16, 1991
601	I-A	Troy Kopp, Pacific (New Mexico St.)	Oct. 20, 1990
599	I-A	Virgil Carter, Brigham Young (UTEP)	Nov. 5, 1966
598	I-AA	Robert Kent, Jackson St. (N.C. A&T)	Sept. 7, 2002
597	II	Damian Poalucci, East Stroudsburg (Mansfield)	Nov. 2, 1996
597	I-A	John Walsh, Brigham Young (Utah St.)	Oct. 30, 1993
596	III	John Love, North Park (Elmhurst)	Oct. 13, 1990
595	I-AA	Doug Pederson, La.-Monroe (Stephen F. Austin)	Nov. 11, 1989
594	II	Jarrod DeGeorgia, Wayne St. (Neb.) (Drake)	Nov. 9, 1996
594	I-A	Jeremy Leach, New Mexico (Utah)	Nov. 11, 1989
591	II	Marty Washington, West Ala. (Nicholls St.)	Sept. 11, 1993
590	II	Shawn Eisenreich, Chadron St. (Fort Lewis)	Oct. 4, 2003
590	III	Danny Ragsdale, Redlands (Azusa Pacific)	Sept. 25, 1999
590	III	Tom Stallings, St. Thomas (Minn.) (Bethel (Minn.))	Nov. 13, 1993

Rushing

CAREER YARDS PER GAME

(Minimum 2,500 Yards; Player must have concluded his career)

Player, Team (Division[s])	Years	G	Plays	Yards	TD	Yd. PG
Arnold Mickens, Butler (I-AA)	1994-95	20	763	3,813	29	*190.8
R.J. Bowers, Grove City (III)	1997-00	40	1,188	*7,353	91	183.7
Anthony Gray, Western N.M. (II)	1997-98	19	503	3,484	19	183.4
Ed Marinaro, Cornell (I-A)	1969-71	27	918	4,715	50	174.6
Damian Beane, Shepherd (II)	1996-99	38	1,065	6,346	58	167.0

Player, Team (Division[s])	Years	G	Plays	Yards	TD	Yd. PG
Rob Marchitello, Maine Maritime (III)	1993-95	26	879	4,300	59	165.4
O.J. Simpson, Southern California (I-AA)	1967-68	19	621	3,214	33	164.4
Kelvin Gladney, Millsaps (III)	1993-94	19	510	3,085	36	162.4
Johnny Bailey, Tex. A&M-Kingsville (II)	1986-89	39	885	6,320	66	162.1
Tyrone Morgan, Northern St. (II)	1998-00	30	830	4,816	56	160.5
Herschel Walker, Georgia (I-A)	1980-82	33	994	5,259	49	159.4
Brian Shay, Emporia St. (II)	1995-98	44	1,007	6,958	81	158.1
Carey Bender, Coe (III)	1991-94	39	926	6,125	71	157.1
Brad Olson, Lawrence (III)	1994-97	34	792	5,325	44	156.6
Steve Tardif, Maine Maritime (III)	1996-99	39	1,190	6,093	50	156.2
Adrian Peterson, Ga. Southern (I-AA)	1998-01	42	996	6,559	84	156.2
Kirk Mathieu, Maine Maritime (III)	\$1989-93	33	964	5,107	41	154.8
Josh Ranek, South Dakota St. (II)	\$1997-01	44	1,131	6,794	62	154.4
Aaron Stecker, Western Ill. (I-AA)	1997-98	20	550	3,081	36	154.1
Tim Hall, Robert Morris (I-AA)	1994-95	19	393	2,908	27	153.1
Fred Lane, Lane (II)	1994-96	29	700	4,433	41	152.9
Terry Underwood, Wagner (III)	1985-88	33	742	5,010	52	151.8
Kavin Gailliard, American Int'l (II)	1996-99	43	950	6,523	69	151.7
Jerry Azumah, New Hampshire (I-AA)	1995-98	41	1,044	6,193	60	151.0
LeShon Johnson, Northern Ill. (I-A)	1992-93	22	592	3,314	18	150.6
Reggie Greene, Siena (I-AA)	1994-97	36	890	5,415	45	150.4
Ole Gunderson, St. Olaf (II)	1969-71	27	639	4,060	56	150.4
Richard Huntley, Winston-Salem (II)	1992-95	42	932	6,286	57	149.7
Charles Roberts, Sacramento St. (I-AA)	1997-00	44	1,124	6,553	56	148.9
Roger Graham, New Haven (II)	1991-94	40	821	5,953	66	148.8
Ron Dayne, Wisconsin (I-A)	1996-99	43	1,115	6,397	63	148.8
Marshall Faulk, San Diego St. (I-A)	1991-93	31	766	4,589	57	148.0
George Jones, San Diego St. (I-A)	1995-96	19	486	2,810	34	147.9
Ian Smart, C.W. Post (II)	1999-02	45	877	6,647	*94	147.7
D'Andra Freeman, Fitchburg St. (III)	1997-99	27	789	3,957	29	146.6
Brad Hustad, Luther (II)	1957-59	27	655	3,943	25	146.0
Rashaan Dumas, Southern Conn. St. (II)	1996-99	37	977	5,396	71	145.8
Archie Amerson, Northern Ariz. (I-AA)	1995-96	22	526	3,196	37	145.3
Jarrett Anderson, Truman (II)	1993-96	43	979	6,166	69	143.4
Quincy Tillmon, Emporia St. (II)	1990-92, 94	29	790	4,141	37	142.8
Anthony Russo, St. John's (N.Y.) (III)	1990-93	41	1,152	5,834	57	142.3
Tony Dorsett, Pittsburgh (I-A)	1973-76	43	1,074	6,082	55	141.4
Troy Davis, Iowa St. (I-A)	1994-96	31	782	4,382	36	141.4
Keith Elias, Princeton (I-AA)	1991-93	30	736	4,208	49	140.3

*Record. \$See Page 10 for explanation.

SEASON YARDS PER GAME

Player, Team (Division)	Year	G	Plays	Yards	TD	Yd. PG
Barry Sanders, Oklahoma St. (I-A)	↑1988	11	344	2,628	*37	*238.9
Dante Brown, Marietta (III)	↑1996	10	314	2,385	25	238.5
R.J. Bowers, Grove City (III)	↑1998	10	329	2,283	34	228.3
Arnold Mickens, Butler (I-AA)	↑1994	10	*409	2,255	18	225.5
Carey Bender, Coe (III)	↑1994	10	295	2,243	29	224.3
Anthony Gray, Western N.M. (II)	↑1997	10	277	2,220	12	222.0
Kavin Gailliard, American Int'l (II)	↑1999	12	320	*2,653	32	221.1
Tony Sutton, Wooster (III)	↑2003	9	271	1,955	30	217.2
Marcus Allen, Southern California (I-A)	↑1981	11	403	2,342	22	212.9
Ian Smart, C.W. Post (II)	↑2001	12	308	2,536	33	211.3
R.J. Bowers, Grove City (III)	↑1999	10	344	2,098	25	209.8
Ed Marinara, Cornell (I-A)	↑1971	9	356	1,881	24	209.0
Brian Shay, Emporia St. (II)	↑1998	11	293	2,265	29	205.9
Charles Roberts, Sacramento St. (I-AA)	↑1998	11	386	2,260	19	205.5
Irv Sigler, Bloomsburg (II)	↑1997	10	299	2,038	20	203.8
Ricky Gales, Simpson (III)	↑1989	10	297	2,035	26	203.5
Tony Vinson, Towson (I-AA)	↑1993	10	293	2,016	23	201.6
Terry Underwood, Wagner (III)	↑1988	9	245	1,809	21	201.0
Jerry Azumah, New Hampshire (I-AA)	↑1998	11	342	2,195	22	199.6
Troy Davis, Iowa St. (I-A)	↑1996	11	402	2,185	21	198.6
Brett Trichilo, Wilkes (III)	↑2003	11	332	2,175	27	197.7
Reggie Greene, Siena (I-AA)	↑1997	9	256	1,778	18	197.6
Kenneth Sasu, Marietta (III)	↑1999	9	332	1,770	15	196.7
LaDainian Tomlinson, TCU (I-A)	↑2000	11	369	2,158	22	196.2
Brad Olson, Lawrence (III)	↑1995	9	242	1,760	16	195.6
Jarrett Anderson, Truman (II)	↑1996	11	321	2,140	27	194.5
Ricky Williams, Texas (I-A)	↑1998	11	361	2,124	27	193.1
Kirk Mathieu, Maine Maritime (III)	↑1992	9	327	1,733	16	192.6
Brian Shay, Emporia St. (II)	↑1996	11	342	2,103	18	191.2
Reggie Greene, Siena (I-AA)	↑1996	9	280	1,719	12	191.0
Jesse Chatman, Eastern Wash. (I-AA)	↑2001	11	285	2,096	24	190.6
Byron Hanspard, Texas Tech (I-A)	↑1996	11	339	2,084	13	189.5
Charles Roberts, Sacramento St. (I-AA)	↑1999	11	303	2,082	22	189.3
Louis Ivory, Furman (I-AA)	↑2000	11	286	2,079	16	189.0
Archie Amerson, Northern Ariz. (I-AA)	↑1996	11	333	2,079	25	189.0
Richard Huntley, Winston-Salem (II)	↑1995	10	273	1,889	16	188.9
Kelvin Gladney, Millsaps (III)	↑1994	10	307	1,882	19	188.2
Brandon Steinheim, Wesley (III)	↑1996	9	319	1,684	20	187.1

Player, Team (Division)	Year	G	Plays	Yards	TD	Yd. PG
D'Andra Freeman, Fitchburg St. (III)	↑1999	10	365	1,871	14	187.1
Rashaan Salaam, Colorado (I-A)	↑1994	11	298	2,055	24	186.8
Josh Ranek, South Dakota St. (II)	↑1999	11	329	2,055	25	186.8
Krishawn Gilmore, Rensselaer (III)	↑1998	9	228	1,670	22	186.6
Dante Washington, Carthage (III)	↑2003	10	308	1,838	12	183.8
Jon Warga, Wittenberg (III)	↑1990	10	254	1,836	15	183.6
Fred Lane, Lane (II)	↑1995	10	273	1,833	19	183.3
Johnny Bailey, Tex. A&M-Kingsville (II)	↑1986	11	271	2,011	18	182.8
Troy Davis, Iowa St. (I-A)	↑1995	11	345	2,010	15	182.7
Bob White, Western N.M. (II)	↑1951	9	202	1,643	20	182.6
Kevin Mitchell, Saginaw Valley (II)	↑1989	8	236	1,460	6	182.5
Rashaan Dumas, Southern Conn. St. (II)	↑1996	9	291	1,639	18	182.1
Jamie Lee, MacMurray (III)	↑1998	10	252	1,818	25	181.8
Anthony Jones, La Verne (III)	↑1995	8	200	1,453	19	181.6
Hank Wineman, Albion (III)	↑1991	9	307	1,629	14	181.0
Charles White, Southern California (I-A)	↑1979	10	293	1,803	18	180.3

*Record. †National champion.

CAREER YARDS

Player, Team (Division[s])	Years	Plays	Yards	Avg.
R.J. Bowers, Grove City (III)	1997-00	1,188	*7,353	6.19
Brian Shay, Emporia St. (II)	1995-98	1,007	6,958	6.91
Josh Ranek, South Dakota St. (II)	\$1997-01	1,131	6,794	6.01
Ian Smart, C.W. Post (II)	1999-02	877	6,647	++7.58
Adrian Peterson, Ga. Southern (I-AA)	1998-01	996	6,559	6.59
Charles Roberts, Sacramento St. (I-AA)	1997-00	1,124	6,553	5.83
Kavin Gailliard, American Int'l (II)	1996-99	950	6,523	6.87
Ron Dayne, Wisconsin (I-A)	1996-99	1,115	6,397	5.74
Damian Beane, Shepherd (II)	1996-99	1,065	6,346	5.96
Johnny Bailey, Tex. A&M-Kingsville (II)	1986-89	885	6,320	7.14
Richard Huntley, Winston-Salem (II)	1992-95	932	6,286	6.74
Ricky Williams, Texas (I-A)	1995-98	1,011	6,279	6.21
Jerry Azumah, New Hampshire (I-AA)	1995-98	1,044	6,193	5.93
Jarrett Anderson, Truman (II)	1993-96	979	6,166	6.30
Carey Bender, Coe (III)	1991-94	926	6,125	6.61
Steve Tardif, Maine Maritime (III)	1996-99	1,190	6,093	5.12
Tony Dorsett, Pittsburgh (I-A)	1973-76	1,074	6,082	5.66
Charles Dunn, Portland St. (II; I-AA)	1997; 98-00	1,098	6,007	5.47
Roger Graham, New Haven (II)	1991-94	821	5,953	7.25
Anthony Russo, St. John's (N.Y.) (III)	1990-93	1,152	5,834	5.06
Eddie Acosta, Bemidji St. (II)	\$1999-03	1,038	5,792	5.58
Wesley Cates, California (Pa.) (II)	1998-01	937	5,647	6.03
Charles White, Southern California (I-A)	1976-79	1,023	5,598	5.47
Travis Prentice, Miami (Ohio) (I-A)	1996-99	1,138	5,596	4.92
Joe Dudek, Plymouth St. (III)	1982-85	785	5,570	7.10
Matt Cannon, Southern Utah (QB) (I-AA)	1997-00	757	5,489	7.25
Phillip Moore, North Dakota (II)	1995-98	1,060	5,467	5.16
Mark Kacmarynski, Central (Iowa) (III)	\$1992-96	854	5,434	6.36
Reggie Greene, Siena (I-AA)	1994-97	890	5,415	6.08
Rashaan Dumas, Southern Conn. St. (II)	1996-99	977	5,396	5.52
Marcel Shipp, Massachusetts (I-AA)	1997-00	1,042	5,383	5.17
Thomas Haskins, VMI (I-AA)	1993-96	899	5,355	5.96
Louis Ivory, Furman (I-AA)	1998-01	847	5,353	6.32
Frank Hawkins, Nevada (I-AA)	1977-80	945	5,333	5.64
Howard Stevens, Randolph-Macon (II); Louisville (I-A)	1968-69; 71-72	891	5,297	5.95
Rick Sarille, Wagner (I-AA)	\$1995-99	965	5,290	5.48
Chris Washington, Concordia-St. Paul (II)	2000-03	919	5,288	5.75
Eric Frees, McDaniel (III)	1988-91	1,059	5,281	4.99
LaDainian Tomlinson, TCU (I-A)	1997-00	907	5,263	5.80
Herschel Walker, Georgia (I-A)	1980-82	994	5,259	5.29
Kenny Gamble, Colgate (I-AA)	1984-87	963	5,220	5.42
Paul Smith, Gettysburg (III)	1996-99	881	5,205	5.91
Archie Griffin, Ohio St. (I-A)	1972-75	845	5,177	6.13
Antonio Leroy, Albany St. (Ga.) (II)	1993-96	973	5,152	5.29
Markus Thomas, Eastern Ky. (I-AA)	1989-92	784	5,149	6.57
Shawn Graves, Wofford (QB) (II)	1989-92	730	5,128	7.02
Casey Donaldson, Wittenberg (III)	1997-00	836	5,112	6.11
Kirk Mathieu, Maine Maritime (III)	\$1989-93	964	5,107	5.30
Chris Cobb, Eastern Ill. (II)	1976-79	930	5,042	5.42
Irv Sigler, Bloomsburg (II)	1994-97	820	5,034	6.14
Darren Lewis, Texas A&M (I-A)	1987-90	909	5,012	5.51
Terry Underwood, Wagner (III)	1985-88	742	5,010	6.75
Andre Braxton, Virginia Union (II)	1997-00	859	4,989	5.81
Anthony Thompson, Indiana (I-A)	1986-89	1,089	4,965	4.56
George Rogers, South Carolina (I-A)	1977-80	902	4,958	5.50
Trevor Cobb, Rice (I-A)	1989-92	1,091	4,948	4.54
Michael Turner, Northern Ill. (I-A)	2000-03	940	4,941	5.26
Paul Palmer, Temple (I-A)	1983-86	948	4,895	5.16
Harry Jackson, St. Cloud St. (II)	1986-89	915	4,890	5.34
Leonard Davis, Lenoir-Rhyne (II)	\$1990-94	839	4,853	5.78
Jerry Linton, Okla. Panhandle (II)	1959-62	648	4,839	7.47
Erik Marsh, Lafayette (I-AA)	1991-94	1,027	4,834	4.71
Tyrone Morgan, Northern St. (II)	1998-00	830	4,816	5.80

*Record. ++Record for minimum 600 carries. \$See Page 10 for explanation.

SEASON YARDS

Player, Team (Division)	Year	G	Plays	Yards	Avg.
Kavin Gailliard, American Int'l (II)	↑1999	12	320	*2,653	↑↑8.29
Barry Sanders, Oklahoma St. (I-A)	↑1988	11	344	2,628	7.64
Ian Smart, C.W. Post (II)	↑2001	12	308	2,536	8.23
Dante Brown, Marietta (III)	↑1996	10	314	2,385	7.60
Marcus Allen, Southern California (I-A)	↑1981	11	403	2,342	5.81
Jamaal Branch, Colgate (I-AA)	↑2003	16	*450	2,326	5.17
Dan Pugh, Mount Union (III)	↑2002	14	384	2,300	5.99
R.J. Bowers, Grove City (III)	↑1998	10	329	2,283	6.94
Brian Shay, Emporia St. (II)	↑1998	11	293	2,265	7.73
Charles Roberts, Sacramento St. (I-AA)	↑1998	11	386	2,260	5.85
Arnold Mickens, Butler (I-AA)	↑1994	10	409	2,255	5.51
Carey Bender, Coe (III)	↑1994	10	295	2,243	7.60
Anthony Gray, Western N.M. (II)	↑1997	10	277	2,220	8.01
Jerry Azumah, New Hampshire (I-AA)	1998	11	342	2,195	6.42
Troy Davis, Iowa St. (I-A)	↑1996	11	402	2,185	5.44
Brett Trichilo, Wilkes (III)	2003	11	332	2,175	6.55
LaDainian Tomlinson, TCU (I-A)	↑2000	11	369	2,158	5.85
Mike Rozier, Nebraska (I-A)	↑1983	12	275	2,148	7.81
Jarrett Anderson, Truman (II)	↑1996	11	321	2,140	6.67
Ricky Williams, Texas (I-A)	↑1998	11	361	2,124	5.88
Brian Shay, Emporia St. (II)	1996	11	342	2,103	6.15
R.J. Bowers, Grove City (III)	↑1999	10	344	2,098	6.10
Jesse Chatman, Eastern Wash. (I-AA)	↑2001	11	285	2,096	7.35
Larry Johnson, Penn St. (I-A)	↑2002	13	271	2,087	7.70
Byron Hanspard, Texas Tech (I-A)	1996	11	339	2,084	6.15
Charles Roberts, Sacramento St. (I-AA)	↑1999	11	303	2,082	6.87
Louis Ivory, Furman (I-AA)	↑2000	11	286	2,079	7.27
Archie Amerson, Northern Ariz. (I-AA)	1996	11	333	2,079	6.24
Rashaan Salaam, Colorado (I-A)	↑1994	11	298	2,055	6.90
Josh Ranek, South Dakota St. (II)	1999	11	329	2,055	6.25
Irv Sigler, Bloomsburg (II)	1997	10	299	2,038	6.82
Ricky Gales, Simpson (III)	↑1989	10	297	2,035	6.85
Ian Smart, C.W. Post (II)	↑2002	12	287	2,023	7.05
Tony Vinson, Towson (I-AA)	↑1993	10	293	2,016	6.89
Johnny Bailey, Tex. A&M-Kingsville (II)	↑1986	11	271	2,011	7.42
Troy Davis, Iowa St. (I-A)	↑1995	11	345	2,010	5.83
LeShon Johnson, Northern Ill. (I-A)	↑1993	11	327	1,976	6.04
Kavin Gailliard, American Int'l (II)	1998	11	269	1,971	7.33
Aaron Stecker, Western Ill. (I-AA)	1997	11	298	1,957	6.57
Tony Sutton, Wooster (III)	↑2003	9	271	1,955	7.21
Marcel Shipp, Massachusetts (I-AA)	1998	11	319	1,949	6.11
Tony Dorsett, Pittsburgh (I-A)	↑1976	11	338	1,948	5.76
Andrew Mocado, Wis.-La Crosse (III)	2003	12	327	1,942	5.94
Wesley Cates, California (Pa.) (II)	1999	11	298	1,935	6.49
Adrian Peterson, Ga. Southern (I-AA)	1998	11	257	1,932	7.52
Michael Turner, Northern Ill. (I-A)	2002	12	338	1,915	5.67
Damien Anderson, Northwestern (I-A)	2000	11	293	1,914	6.53
Brian Shay, Emporia St. (II)	1997	11	269	1,912	7.11
Lorenzo White, Michigan St. (I-A)	↑1985	11	386	1,908	4.94
Wasean Tait, Toledo (I-A)	1995	11	357	1,905	5.34
Ricky Williams, Texas (I-A)	↑1997	11	279	1,893	6.78
Karlton Carpenter, Southern Ill. (I-AA)	1998	11	323	1,892	5.86
Herschel Walker, Georgia (I-A)	↑1981	11	385	1,891	4.91
Brian Pruitt, Central Mich. (I-A)	1994	11	292	1,890	6.47
Richard Huntley, Winston-Salem (II)	↑1995	10	273	1,889	6.92
Quentin Griffin, Oklahoma (I-A)	2002	14	287	1,884	6.56
Rich Erenberg, Colgate (I-AA)	↑1983	11	302	1,883	6.24
Kelvin Gladney, Millsaps (III)	1994	10	307	1,882	6.13
Ed Marinaro, Cornell (I-A)	↑1971	9	356	1,881	5.28
Josh Ranek, South Dakota St. (II)	1998	11	302	1,881	6.23
Ernest Anderson, Oklahoma St. (I-A)	↑1982	11	353	1,877	5.32
Ahman Green, Nebraska (I-A)	1997	12	278	1,877	6.75
Ricky Bell, Southern California (I-A)	↑1975	11	357	1,875	5.25

Player, Team (Division)

Year	G	Plays	Yards	Avg.	
D'Andra Freeman, Fitchburg St. (III)	1999	10	365	1,871	5.13
Justin Kammrad, Neb.-Omaha (II)	↑2003	11	293	1,866	6.37
Paul Palmer, Temple (I-A)	↑1986	11	346	1,866	5.39
Ronald Moore, Pittsburg St. (II)	1992	11	239	1,864	7.80
Ron Dayne, Wisconsin (I-A)	1996	12	295	1,863	6.32
David McNeal, Merchant Marine (III)	2002	11	338	1,860	5.50
LaDainian Tomlinson, TCU (I-A)	↑1999	11	268	1,850	6.90

*Record. †National champion. ††Record for minimum 214 carries.

SINGLE-GAME YARDS

Yds.	Div.	Player, Team (Opponent)	Date
441	III	Dante Brown, Marietta (Baldwin-Wallace)	Oct. 5, 1996
437	I-AA	Maurice Hicks, N.C. A&T (Morgan St.)	Oct. 6, 2001
436	III	A.J. Pittorino, Hartwick (Waynesburg)	Nov. 2, 1996
417	III	Carey Bender, Coe (Grinnell)	Oct. 9, 1993
413	III	Dante Brown, Marietta (Heidelberg)	Nov. 9, 1996
409	I-AA	Charles Roberts, Sacramento St. (Idaho St.)	Nov. 6, 1999
406	I-A	LaDainian Tomlinson, TCU (UTEP)	Nov. 20, 1999
405	II	Alvon Brown, Kentucky St. (Ky. Wesleyan)	Sept. 16, 2000
403	II	Rob Davidson, Fairmont St. (Concord)	Nov. 14, 1998
396	I-A	Tony Sands, Kansas (Missouri)	Nov. 23, 1991
393	I-AA	Ryan Fuqua, Portland St. (Eastern Wash.)	Nov. 10, 2001
391	III	Andrew Mocado, Wis.-La Crosse (Wis.-Stout)	Nov. 1, 2003
390	III	Paul Smith, Gettysburg (Muhlenberg)	Oct. 23, 1999
386	I-A	Marshall Faulk, San Diego St. (Pacific)	Sept. 14, 1991
385	III	Jason Meyers, St. John Fisher (Rochester)	Sept. 13, 2003
382	III	Shane Davis, Loras (Dubuque)	Nov. 8, 1997
382	III	Pete Baranek, Carthage (North Central [Ill.])	Oct. 5, 1985
382	II	Kelly Ellis, Northern Iowa (Western Ill.)	Oct. 13, 1979
380	II	Garrison Corbin, Tiffin (Quincy)	Nov. 16, 2002
379	I-AA	Reggie Greene, Siena (St. John's [N.Y.])	Nov. 2, 1996
378	II	Jason Broom, Fort Hays St. (Okla. Panhandle)	Oct. 6, 2001
378	I-A	Troy Davis, Iowa St. (Missouri)	Sept. 28, 1996
377	I-A	Robbie Mixon, Central Mich. (Eastern Mich.)	Nov. 2, 2002
377	I-A	Anthony Thompson, Indiana (Wisconsin)	Nov. 11, 1989
376	I-A	Travis Prentice, Miami (Ohio) (Akron)	Nov. 6, 1999
373	I-A	Astron Whatley, Kent St. (Eastern Mich.)	Sept. 20, 1997
373	II	Dallas Garber, Marietta (Wash. & Jeff.)	Nov. 7, 1959
370	II	Jim Baier, Wis.-River Falls (Wis.-Stevens Point)	Nov. 5, 1966
370	II	Jim Hissam, Marietta (Bethany [W.V.])	Nov. 15, 1958
367	II	Don Polkinghorne, Washington (Mo.) (Wash. & Lee)	Nov. 23, 1957
364	I-AA	Tony Vinson, Towson (Bucknell)	Nov. 13, 1993
363	III	Terry Underwood, Wagner (Hofstra)	Oct. 15, 1988
363	II	Richie Weaver, Widener (Moravian)	Oct. 17, 1970
361	III	Guy Leman, Simpson (Luther)	Nov. 14, 1998
361	II	Brian Shay, Emporia St. (Washburn)	Oct. 5, 1996
361	II	Richard Huntley, Winston-Salem (Virginia Union)	Nov. 5, 1994
359	II	Anthony Gray, Western N.M. (Hardin-Simmons)	Oct. 4, 1997
357	I-A	Mike Pringle, Cal St. Fullerton (New Mexico St.)	Nov. 4, 1989
357	I-A	Rueben Mayes, Washington St. (Oregon)	Oct. 27, 1984
356	I-A	Brian Pruitt, Central Mich. (Toledo)	Nov. 5, 1994
356	I-A	Eddie Lee Ivery, Georgia Tech (Air Force)	Nov. 11, 1978
356	II	Ole Gunderson, St. Olaf (Monmouth [Ill.])	Oct. 11, 1969
354	III	Terry Underwood, Wagner (Western Conn. St.)	Oct. 3, 1986
353	I-AA	Maurice Hicks, N.C. A&T (South Carolina St.)	Nov. 18, 2000
352	III	Steve Tardif, Maine Maritime (Westfield St.)	Nov. 16, 1996
351	I-A	Scott Harley, East Caro. (North Carolina St.)	Nov. 30, 1996
350	II	Ricke Stonewall, Millersville (New Haven)	Nov. 13, 1982
350	I-A	Eric Allen, Michigan St. (Purdue)	Oct. 30, 1971

Passing

CAREER PASSING EFFICIENCY

(Minimum 475 Completions; Player must have concluded his career)

Player, Team (Division[s])	Years	Att.	Cmp.	Int.	Pct.	Yds.	TD	Pts.
Bill Borcher, Mount Union (III)	1994-97	1,009	671	17	.665	10,201	141	*194.2
Gary Smeck, Mount Union (III)	1997-00	752	504	15	.670	7,764	83	186.2
Roy Hampton, Trinity (Tex.) (III)	\$1998-02	942	600	26	.637	8,869	94	170.2
Dusty Bonner, Kentucky (I-A); Valdosta St. (II)	1997,99-01	1,233	861	27	.698	10,501	123	169.9
J.T. O'Sullivan, UC Davis (II)	1998-01	808	510	32	.631	8,143	72	169.3
Ryan Dinwiddie, Boise St. (I-A)	2000-03	992	622	21	.627	9,819	82	168.4
Dave Dickenson, Montana (I-AA)	1992-95	1,208	813	26	.673	11,080	96	166.3
Corte McGuffey, Northern Colo. (II)	1996-99	768	484	23	.630	6,975	75	165.6
Curt Anes, Grand Valley St. (II)	1999-02	1,186	741	27	.625	10,581	114	164.6
Danny Wuerffel, Florida (I-A)	1993-96	1,170	708	42	.605	10,875	114	163.6
Chad Johnson, Pacific Lutheran (III)	1998-00	699	491	20	.702	6,292	48	162.8
Ty Detmer, Brigham Young (I-A)	1988-91	1,530	958	65	.626	*15,031	121	162.7
Steve Sarkisian, Brigham Young (I-A)	1995-96	789	528	26	.669	7,464	53	162.0
Zamir Amin, Menlo (III)	1999-01	905	566	29	.625	7,982	83	160.5
Mike Simpson, Eureka (III)/ Eastern Ill. (I-AA)	1993-94, 96-97	724	481	25	.664	6,402	58	160.3
Eric Rasmussen, San Diego (I-AA)	2001-03	851	512	13	.602	7,490	75	160.1
Jim Ballard, Wilmington (Ohio)/ Mount Union (III)	1990, 91-93	1,199	743	41	.620	10,379	115	159.5
Justin Coleman, Neb.-Kearney (II)	1997-00	1,193	706	42	.592	11,213	99	158.5
Troy Dougherty, Grinnell (III)	1994, 97-99	1,192	734	33	.616	10,140	109	157.7
Billy Blanton, San Diego St. (I-A)	1993-96	920	588	25	.639	8,165	67	157.1
Jim McMahon, Brigham Young (I-A)	1977-78, 80-81	1,060	653	34	.616	9,536	84	156.9
Donovan McNabb, Syracuse (I-A)	1995-98	938	548	26	.584	8,389	77	155.1
Brian Dawson, Wash. & Jeff. (III)	1999-02	1,132	670	45	.592	10,257	94	154.8
Doug Nussmeier, Idaho (I-AA)	1990-93	1,225	746	32	.609	10,824	91	154.4
Tim Rattay, Louisiana Tech (I-A)	1997-99	1,552	1,015	35	.654	12,746	115	154.3
Chris Hatcher, Valdosta St. (II)	1991-94	1,451	1,001	38	.690	10,878	116	153.1
Mike Burton, Trinity (Tex.) (III)	1996-99	1,067	631	29	.591	9,008	92	153.1
David Carr, Fresno St. (I-A)	1997-98, 00-01	877	551	21	.628	7,309	66	152.9
Mike Warker, Widener/Rowan (III)	1999-02	914	482	38	.527	8,540	79	151.4
Ben Roethlisberger, Miami (Ohio) (I-A)	2001-03	1,304	854	34	.655	10,829	84	151.3
Chad Pennington, Marshall (I-AA; I-A)	1995, 97-99	1,501	947	39	.631	12,348	110	151.2
Chris Weinke, Florida St. (I-A)	1997-00	1,107	650	32	.587	9,839	79	151.1
Steve Young, Brigham Young (I-A)	1981-83	908	592	33	.652	7,733	56	149.8
Justin Peery, Westminster (Mo.) (III)	1996-99	1,669	1,012	57	.606	13,262	*148	149.8
Jack Hull, Grand Valley St. (II)	1988-91	835	485	22	.581	7,120	64	149.7
Robbie Bosco, Brigham Young (I-A)	1983-85	997	638	36	.640	8,400	66	149.4
Elvis Grbac, Michigan (I-A)	1989-92	754	477	29	.633	5,859	64	148.9
Mike Maxwell, Nevada (I-A)	1993-95	881	560	33	.636	7,256	62	148.5
Ryan Vena, Colgate (I-AA)	1996-99	819	482	46	.589	7,427	61	148.4
Mike Cook, William & Mary (I-AA)	1995-98	804	495	21	.616	6,644	55	148.3
Michael Payton, Marshall (I-AA)	1989-92	876	542	32	.619	7,530	57	148.2
Joe Hamilton, Georgia Tech (I-A)	1996-99	1,020	629	39	.617	8,882	65	148.2
Chuck Long, Iowa (I-A)	\$1981-85	1,072	692	46	.646	9,210	64	147.8
John Walsh, Brigham Young (I-A)	1991-94	973	587	35	.603	8,375	66	147.8
Ken Dorsey, Miami (Fla.) (I-A)	1999-02	1,153	668	28	.579	9,565	86	147.4
Aaron Flowers, Cal St. Northridge (I-AA)	1996-97	819	502	21	.613	6,766	54	147.3
Todd Cunningham, Presbyterian (II)	1998-01	1,376	834	47	.606	10,937	111	147.2
Peyton Manning, Tennessee (I-A)	1994-97	1,381	863	33	.625	11,201	89	147.1
Drew Folmar, Millersville (II)	1997-00	1,241	760	34	.612	9,903	91	147.0
Rex Grossman, Florida (I-A)	2000-02	1,110	677	36	.610	9,164	77	146.8
Willie Totten, Mississippi Val. (I-AA)	1982-85	1,555	907	75	.583	12,711	139	146.8
Daunte Culpepper, UCF (I-AA; I-A)	1995-98	1,391	889	42	.639	11,412	84	146.7
John Koz, Baldwin-Wallace (III)	1990-93	981	609	28	.621	7,724	71	146.4
Shane Stafford, Connecticut (I-AA)	1995-98	951	522	29	.549	8,368	67	146.0
Brian Ah Yat, Montana (I-AA)	1995-98	1,190	735	39	.618	9,315	89	145.6
Rob Johnson, Southern California (I-A)	1991-94	963	623	24	.647	7,743	52	145.1
Giovanni Carmazzi, Hofstra (I-AA)	1996-99	1,187	764	32	.644	9,371	71	145.0
Ron Sermarini, McDaniel (III)	1996-99	970	617	20	.636	7,197	68	144.9
Greg Kaiser, St. Thomas (Minn.) (III)	1996-99	810	498	23	.615	6,439	54	144.6
Jimmy Blanchard, Portland St. (I-AA)	1997-00	1,038	618	19	.595	8,455	63	144.3
Ted White, Howard (I-AA)	1995-98	1,163	635	34	.546	9,611	92	144.3
Steve McNair, Alcorn St. (I-AA)	1991-94	1,680	929	58	.553	14,496	119	144.3
Philip Rivers, North Carolina St. (I-A)	2000-03	1,710	1,147	34	.671	13,484	95	144.2
George Godsey, Georgia Tech (I-A)	1998-01	765	484	18	.633	6,137	41	143.6
Mike Smith, Northern Iowa (I-AA)	1984-87	943	557	43	.591	8,219	58	143.5
Eric Miller, Bloomsburg (II)	1997-00	915	527	37	.576	7,474	70	143.4
Jeff Fox, Grand Valley St. (II)	1995-98	1,031	626	22	.607	8,197	62	143.1
Steve Stenstrom, Stanford (I-A)	1991-94	1,320	833	36	.631	10,531	72	142.7
Ryan Schneider, UCF (I-A)	2000-03	1,354	840	51	.620	10,976	82	142.6
Neil Lomax, Portland St. (II; I-AA)	1977, 78-80	1,606	938	55	.584	13,220	106	142.5
Lance Funderburk, Valdosta St. (II)	1993-96	1,054	689	23	.654	7,698	64	142.4
Marvin Graves, Syracuse (I-A)	1990-93	943	563	45	.597	8,466	48	142.4
David Corley Jr., William & Mary (I-AA)	1999-02	1,168	676	38	.579	9,805	73	142.3
Tom Ciaccio, Holy Cross (I-AA)	1988-91	1,073	658	46	.613	8,603	72	142.2
Kevin Ricca, Catholic (III)	1994-97	1,109	713	56	.643	9,469	89	142.0
Chris Esterley, St. Thomas (Minn.) (III)	1993-96	1,012	615	30	.608	7,709	71	142.0

*Record. \$See Page 10 for explanation.

CAREER PASSING EFFICIENCY**(Minimum 375-474 Completions)**

Player, Team (Division)	Years	Att.	Cmp.	Int.	Pct.	Yds.	TD	Pts.
Chris Petersen, UC Davis (II)	1985-86	553	385	13	*.696	4,988	39	164.0
Kurt Ramler, St. John's (Minn.) (III)	1994-96	722	420	16	.582	6,475	75	163.4
Danny Ragsdale, Redlands (III)	1997-99	610	386	17	.633	5,560	51	161.9
Drew Miller, Montana (I-AA)	1999-00	654	430	14	.657	5,900	46	160.5
Kyle Adamson, Allegheny (III)	1995-97	608	388	18	.638	5,506	48	160.0
Will Hall, North Ala. (II)	2002-03	693	471	21	.680	6,166	42	156.7
Jason Baer, Wash. & Jeff. (III)	1993-96	671	406	24	.605	5,632	66	156.3
Tony Racioppi, Rowan (III)	2000-02	669	386	28	.577	5,881	66	155.7
Joe Germaine, Ohio St. (I-A)	1996-98	660	399	18	.605	5,844	52	155.4
Chad Johnson, Pacific Lutheran (III)	1998-00	699	433	20	.619	6,292	48	154.5
Joel Parrett, Bluffton (III)	1996-99	633	412	28	.651	5,684	43	154.1
Rick Hebert, American Int'l (III)	1996-99	699	423	16	.605	5,990	55	153.9
Mark Washington, Jackson St. (I-AA)	1996-99	724	384	24	.530	6,561	68	153.5
Joe Blake, Simpson (III)	1987-90	672	399	15	.594	6,183	43	153.3
Vinny Testaverde, Miami (Fla.) (I-A)	1982, 84-86	674	413	25	.613	6,058	48	152.9
Jim McMillan, Boise St. (II)	1971-74	640	382	29	.597	5,508	58	152.8
Sean Hoolihan, Wis.-Eau Claire (III)	1996-98	686	413	23	.602	6,301	46	152.8
Josh Wallwork, Wyoming (I-A)	1995-96	729	449	28	.616	6,453	54	152.7
Brian Eyerman, Indiana (Pa.) (II)	1999-02	837	467	32	.558	7,409	76	152.5
Trent Dilfer, Fresno St. (I-A)	1991-93	774	461	21	.596	6,944	51	151.2
Chris Greisen, Northwest Mo. St. (II)	1995-98	653	379	22	.580	5,741	51	150.9
Greg Lister, Rowan (III)	1994-97	773	454	29	.587	6,553	66	150.6
Troy Aikman, Oklahoma/UCLA (I-A)	1984-85, 87-88	637	401	18	.630	5,436	40	149.7
Chuck Hartlieb, Iowa (I-A)	1985-88	716	461	17	.643	6,269	34	148.9
Jay Johnson, Northern Iowa (I-AA)	1989-92	744	397	25	.534	7,049	51	148.9
Matt Nagy, Delaware (I-AA)	1997-00	771	433	32	.562	7,200	52	148.8
Scott Otis, Glenville St. (II)	1994-95	693	421	21	.608	5,563	56	148.8
Gary Collier, Emory & Henry (III)	1984-87	738	386	33	.523	6,103	80	148.6
David Macchi, Valparaiso (I-AA)	2000-03	802	450	28	.561	7,089	59	147.7
Jesse Showerda, New Haven (II)	1993-96	675	402	15	.596	5,175	57	147.4
Grady Benton, West Tex. A&M (II)	1994-95	686	421	22	.614	5,618	49	147.3
Kenneth Biggles, Tennessee St. (I-AA)	1981-84	701	397	28	.566	5,933	57	146.6
Bobby Hoying, Ohio St. (I-A)	1992-95	782	463	33	.592	6,751	54	146.1
Oteman Sampson, Florida A&M (I-AA)	1996-97	686	387	26	.564	6,104	46	145.7
Gifford Nielsen, Brigham Young (I-A)	1975-77	708	415	29	.586	5,833	55	145.3
Russ Michna, Western Ill. (I-AA)	2000-03	733	418	20	.570	6,434	44	145.1
Bruce Upstill, Col. of Emporia (II)	1960-63	769	438	36	.570	6,935	48	144.0
Tom Ramsey, UCLA (I-A)	1979-82	691	411	33	.595	5,844	48	143.9
Jarrold DeGeorgia, Wayne St. (Neb.) (II)	1995-96	645	428	18	.664	5,161	31	143.9
Shawn Moore, Virginia (I-A)	1987-90	762	421	32	.552	6,629	55	143.8
Jeff Brown, Wheaton (Ill.) (III)	1992-95	767	441	30	.575	6,219	60	143.6
Neil Rose, Harvard (I-AA)	\$1998-02	729	455	23	.624	5,949	41	143.2
Chris Gicking, Shippensburg (II)	1998-00	778	404	20	.519	6,365	65	143.1
Moses Moreno, Colorado St. (I-A)	1994-97	787	457	28	.581	6,689	49	142.9
Jerry Rhome, Southern Methodist/Tulsa (I-A)	1961, 63-64	713	448	23	.628	5,472	47	142.6
Braniff Bonaventure, Furman (I-AA)	1993-96	672	413	17	.615	5,361	39	142.6
Lon Erickson, Ill. Wesleyan (III)	1993-96	786	461	24	.587	6,108	58	142.2
Todd Donnan, Marshall (I-AA)	1991-94	712	425	25	.597	5,566	51	142.0

*Record. \$See Page 10 for explanation.

SEASON PASSING EFFICIENCY**(Minimum 30 Attempts Per Game)**

Player, Team (Division)	Year	G	Att.	Cmp.	Int.	Pct.	Yds.	TD	Pts.
Jim Ballard, Mount Union (III)	1993	10	314	229	11	.729	3,304	37	*193.2
Jayson Merrill, Western St. (II)	†1991	10	309	195	11	.631	3,484	35	188.1
Dusty Bonner, Valdosta St. (II)	2000	11	435	317	6	.728	3,907	54	186.5
Kevin Ricca, Catholic (III)	1997	10	306	208	6	.679	2,990	35	183.9
John Charles, Portland St. (II)	1992	8	263	179	7	.681	2,770	24	181.3
Chad Johnson, Pacific Lutheran (III)	2000	9	274	185	6	.675	2,839	24	179.1
Chris Hatcher, Valdosta St. (II)	†1994	11	430	321	9	*.747	3,591	50	179.0
Wilkie Perez, Glenville St. (II)	†1997	11	425	280	12	.658	4,189	45	178.0
Jim McMahon, Brigham Young (I-A)	†1980	12	445	284	18	.638	4,571	47	176.9
Ty Detmer, Brigham Young (I-A)	†1989	12	412	265	15	.643	4,560	32	175.6
Eric Rasmussen, San Diego (I-AA)	†2003	10	318	195	3	.613	2,982	35	174.5
Chris Boden, Villanova (I-AA)	1997	11	345	231	4	.670	3,079	36	174.0
Trent Dilfer, Fresno St. (I-A)	†1993	11	333	217	4	.652	3,276	28	173.1
Jerry Rhome, Tulsa (I-A)	†1964	10	326	224	4	.687	2,870	32	172.6
Rocky Butler, Hofstra (I-AA)	2001	11	335	206	4	.615	3,311	30	171.7
Rex Grossman, Florida (I-A)	†2001	11	395	259	12	.656	3,896	34	170.8
Danny Wuertffel, Florida (I-A)	1996	12	360	207	13	.575	3,625	39	170.6
Bart Hendricks, Boise St. (I-A)	†2000	11	347	210	8	.605	3,364	35	170.6
Philip Rivers, North Carolina St. (I-A)	†2003	13	483	348	7	.721	4,491	34	170.5
Daunte Culpepper, UCF (I-A)	1998	11	402	296	7	.736	3,690	28	170.2
Billy Blanton, San Diego St. (I-A)	1996	11	344	227	5	.660	3,221	29	169.6
Dave Dickenson, Montana (I-AA)	1995	11	455	309	9	.679	4,176	38	168.6
Drew Miller, Montana (I-AA)	†1999	10	368	240	8	.652	3,461	32	168.6
Ty Detmer, Brigham Young (I-A)	1991	12	403	249	12	.618	4,031	35	168.5
Steve Young, Brigham Young (I-A)	†1983	11	429	306	10	.713	3,902	33	168.5
Willie Totten, Mississippi Val. (I-AA)	†1983	9	279	174	9	.624	2,566	29	167.5
David Carr, Fresno St. (I-A)	2001	13	476	308	7	.647	4,299	42	166.7

Player, Team (Division)	Year	G	Att.	Cmp.	Int.	Pct.	Yds.	TD	Pts.
Ben Roethlisberger, Miami (Ohio) (I-A)	2003	14	495	342	10	.691	4,486	37	165.8
Byron Leftwich, Marshall (I-A)	2001	12	470	315	7	.670	4,132	38	164.6
Matt Leinart, Southern California (I-A)	2003	13	402	255	9	.634	3,556	38	164.5
Dave Dickenson, Montana (I-AA)	†1994	9	336	229	6	.682	3,053	24	164.5
Jim McMillan, Boise St. (II)	†1974	10	313	192	15	.613	2,900	33	164.4
Ryan Dinwiddie, Boise St. (I-A)	2003	14	446	276	7	.619	4,356	31	163.7
Willie Totten, Mississippi Val. (I-AA)	†1984	10	518	324	22	.626	4,557	*56	163.6
Chris Weinke, Florida St. (I-A)	2000	12	431	266	11	.617	4,167	33	163.1
Jeff Wiley, Holy Cross (I-AA)	†1987	11	400	265	17	.663	3,677	34	163.0
Todd Hammel, Stephen F. Austin (I-AA)	†1989	11	401	238	13	.594	3,914	34	162.8
Dennis Shaw, San Diego St. (I-A)	†1969	10	335	199	26	.594	3,185	39	162.2

*Record. †National pass-efficiency champion.

SEASON PASSING EFFICIENCY

(Minimum 15 Attempts Per Game)

Player, Team (Division)	Year	G	Att.	Cmp.	Int.	Pct.	Yds.	TD	Pts.
Mike Simpson, Eureka (III)	†1994	10	158	116	5	.734	1,988	25	*225.0
Willie Seiler, St. John's (Minn.) (III)	†1993	10	205	141	6	.687	2,648	33	224.6
Curt Anes, Grand Valley St. (II)	†2001	10	271	189	3	.697	3,086	48	221.6
Dustin Proctor, Hardin-Simmons (III)	†2001	9	178	116	3	.652	2,194	28	217.2
Bill Borchert, Mount Union (III)	†1997	10	272	190	1	.698	2,933	47	216.7
Boyd Crawford, Col. of Idaho (II)	†1953	8	120	72	6	.600	1,462	21	210.1
Bill Borchert, Mount Union (III)	†1996	10	240	165	6	.687	2,655	38	208.9
Gary Smeck, Mount Union (III)	†1999	10	199	131	3	.658	2,274	30	208.6
Shawn Knight, William & Mary (I-AA)	†1993	10	177	125	4	.706	2,055	22	204.6
Matt LeFever, Western Conn. St. (III)	1999	10	158	95	7	.601	1,874	25	203.1
Brian Dawson, Wash. & Jeff. (III)	†2000	10	227	149	6	.656	2,675	29	201.5
Troy Dougherty, Grinnell (III)	†1998	10	293	198	5	.675	3,310	36	199.6
Dusty Bonner, Valdosta St. (II)	2001	11	319	231	8	.724	3,214	43	196.5
Bill Borchert, Mount Union (III)	†1995	10	225	160	4	.711	2,270	30	196.3
Jason Baer, Wash. & Jeff. (III)	1995	8	146	95	3	.650	1,536	19	192.3
Greg Lister, Rowan (III)	1997	9	162	111	4	.685	1,688	20	191.9
Gary Smeck, Mount Union (III)	2000	10	266	184	3	.691	2,773	30	191.7
J.T. O'Sullivan, UC Davis (II)	†2000	9	226	141	7	.623	2,648	25	191.1
Chuck Green, Wittenberg (II)	†1963	9	182	114	8	.626	2,181	19	189.0
Ty Grovesteen, Wis.-Whitewater (III)	1998	9	180	103	5	.572	2,074	22	188.8
Kurt Ramler, St. John's (Minn.) (III)	1994	9	154	93	4	.603	1,560	22	187.4
Roy Hampton, Trinity (Tex.) (III)	2001	9	251	168	7	.669	2,465	33	187.2
Rick Hebert, American Int'l (II)	†1999	12	234	166	4	.709	2,351	25	187.2
Jim Feeley, Johns Hopkins (II)	†1967	7	110	69	5	.627	1,264	12	186.2
Mike Bajakian, Williams (III)	1994	8	141	92	1	.652	1,382	17	186.0
John Charles, Portland St. (II)	1991	11	247	147	7	.595	2,619	32	185.7
Roy Hampton, Trinity (Tex.) (III)	†2002	14	397	260	6	.655	4,095	43	184.9
Steve Smith, Western St. (II)	†1992	10	271	180	5	.664	2,719	30	183.5
Rob Adamson, Mount Union (III)	2002	11	231	139	9	.602	2,424	30	183.4
Shaun King, Tulane (I-A)	†1998	11	328	223	6	.680	3,232	36	183.3
Mitch Sanders, Bridgeport (III)	†1973	10	151	84	7	.556	1,551	23	182.9
Jim Peterson, Hanover (II)	†1948	8	125	81	12	.648	1,571	12	182.9
John Wristen, Colorado St.-Pueblo (II)	†1982	8	121	68	2	.562	1,358	13	182.6
Travis Miles, Northwest Mo. St. (II)	2000	11	248	155	7	.625	2,723	25	182.4
Zac Bruney, Mount Union (III)	†2003	14	234	145	8	.620	2,439	28	182.2
Michael Payton, Marshall (I-AA)	†1991	9	216	143	5	.622	2,333	19	181.3
Richard Basil, Savannah St. (II)	†1989	9	211	120	7	.568	2,148	29	181.1
Pat Mayew, St. John's (Minn.) (III)	†1991	9	247	154	4	.623	2,408	30	181.0
Matt LeFever, Western Conn. St. (III)	2000	10	171	110	4	.643	1,792	17	180.5
Michael Vick, Virginia Tech (I-A)	†1999	10	152	90	5	.592	1,840	12	180.4
Alli Abrew, Cal Poly (I-AA)	†1997	11	191	130	4	.681	1,961	17	179.5
Danny Wuertffel, Florida (I-A)	†1995	11	325	210	10	.646	3,266	35	178.4
Tony Romo, Eastern Ill. (I-AA)	†2001	10	207	138	6	.667	2,068	21	178.3
Doug Turner, Morehead St. (I-AA)	1997	10	290	190	6	.655	2,869	29	177.5
Guy Simons, Coe (III)	1993	10	185	110	9	.594	1,979	21	177.1
Curt Anes, Grand Valley St. (II)	†2002	14	414	278	6	.671	3,692	47	176.6
Jim Cahoon, Ripon (II)	†1964	8	127	74	7	.583	1,206	19	176.4
Ted White, Howard (I-AA)	†1996	11	289	174	10	.602	2,814	36	176.2
Rob Adamson, Mount Union (III)	2001	10	216	137	6	.634	2,252	20	176.0
Kyle Adamson, Allegheny (III)	1996	10	182	119	3	.653	1,761	18	176.0
Ken Suhl, New Haven (II)	1992	10	239	148	5	.619	2,336	26	175.7
Jimbo Fisher, Samford (III)	†1987	10	252	139	5	.551	2,394	34	175.4
Doug Nussmeier, Idaho (I-AA)	1993	11	304	185	5	.609	2,960	33	175.2
Joe Hamilton, Georgia Tech (I-A)	1999	11	305	203	11	.666	3,060	29	175.0
Brian Kadel, Dayton (I-AA)	†1995	11	183	115	6	.628	1,880	18	175.0

*Record. †National pass-efficiency champion.

CAREER YARDS

Player, Team (Division[s])	Years	Att.	Cmp.	Int.	Pct.	Yds.	TD
Ty Detmer, Brigham Young (I-A)	1988-91	1,530	958	65	.626	*15,031	121
Steve McNair, Alcorn St. (I-AA)	1991-94	1,680	929	58	.553	14,496	119
Philip Rivers, North Carolina St. (I-A)	2000-03	1,710	1,147	34	.671	13,484	95
Justin Peery, Westminster (Mo.) (III)	1996-99	1,669	1,012	57	.606	13,262	*148
Neil Lomax, Portland St. (II; I-AA)	1977, 78-80	1,606	938	55	.584	13,220	106
Kirk Baumgartner, Wis.-Stevens Point (III)	1986-89	1,696	883	57	.521	13,028	110
¢\$Timmy Chang, Hawaii (I-A)	2000-03	1,834	1,030	67	.562	12,814	79

Player, Team (Division[s])	Years	Att.	Cmp.	Int.	Pct.	Yds.	TD
Tim Rattay, Louisiana Tech (I-A)	1997-99	1,552	1,015	35	.654	12,746	115
Willie Totten, Mississippi Val. (I-AA)	1982-85	1,555	907	75	.583	12,711	139
Luke McCown, Louisiana Tech (I-A)	2000-03	1,775	1,063	62	.599	12,666	87
Chris Redman, Louisville (I-A)	1996-99	1,679	1,031	51	.614	12,541	84
Marcus Brady, Cal St. Northridge (I-AA)	1998-01	1,680	1,039	47	.618	12,479	109
Kliff Kingsbury, Texas Tech (I-A)	1999-02	1,883	*1,231	40	.654	12,429	95
Chad Pennington, Marshall (I-AA; I-A)	1995, 97-99	1,501	947	39	.631	12,348	110
Jamie Martin, Weber St. (I-AA)	1989-92	1,544	934	56	.605	12,207	87
Robert Kent, Jackson St. (I-AA)	2000-03	1,540	826	58	.536	11,784	104
Andrew Webb, Fort Lewis (II)	2000-03	*1,898	1,007	66	.531	11,742	82
Joel Steele, Anderson (Ind.) (III)	2000-03	1,480	900	52	.608	11,523	110
Todd Santos, San Diego St. (I-A)	1984-87	1,484	910	57	.613	11,425	70
Daunte Culpepper, UCF (I-AA; I-A)	1995-98	1,391	889	42	.639	11,412	84
Travis Brown, Northern Ariz. (I-AA)	1996-99	1,577	888	42	.563	11,400	86
Carson Palmer, Southern California (I-A)	\$1998-02	1,515	895	49	.591	11,388	71
Tim Lester, Western Mich. (I-A)	1996-99	1,507	875	49	.581	11,299	87
Justin Coleman, Neb.-Kearney (II)	1997-00	1,193	706	42	.592	11,213	99
Peyton Manning, Tennessee (I-A)	1994-97	1,381	863	33	.625	11,201	89
Eric Zeier, Georgia (I-A)	1991-94	1,402	838	37	.598	11,153	67
Mark Novara, Lakeland (III)	1994-97	1,586	882	63	.556	11,101	100
Dave Dickenson, Montana (I-AA)	1992-95	1,208	813	26	.673	11,080	96
Ryan Schneider, UCF (I-A)	2000-03	1,354	840	51	.620	10,976	82
Todd Cunningham, Presbyterian (II)	1998-01	1,376	834	47	.606	10,937	111
Alex Van Pelt, Pittsburgh (I-A)	1989-92	1,463	845	59	.578	10,913	64
Drew Brees, Purdue (I-A)	1997-00	1,525	942	41	.618	10,909	81
David Neill, Nevada (I-A)	1998-01	1,376	763	33	.555	10,903	73
Chris Hatcher, Valdosta St. (II)	1991-94	1,451	1,001	38	.690	10,878	116
Danny Wuerffel, Florida (I-A)	1993-96	1,170	708	42	.605	10,875	114
Ben Roethlisberger, Miami (Ohio) (I-A)	2001-03	1,304	854	34	.655	10,829	84
Doug Nussmeier, Idaho (I-AA)	1990-93	1,225	746	32	.609	10,824	91
John Friesz, Idaho (I-AA)	1986-89	1,350	801	40	.593	10,697	77
Greg Wyatt, Northern Ariz. (I-AA)	1986-89	1,510	926	49	.613	10,697	70
Sean Payton, Eastern Ill. (I-AA)	1983-86	1,408	756	55	.537	10,655	75
Bob McLaughlin, Lock Haven (II)	1992-95	1,719	910	*88	.529	10,640	60
Kevin Sweeney, Fresno St. (I-A)	\$1982-86	1,336	731	48	.547	10,623	66
Earl Harvey, N.C. Central (II)	1985-88	1,442	690	81	.479	10,621	86
Curt Anes, Grand Valley St. (II)	1999-02	1,186	741	27	.625	10,581	114
Doug Flutie, Boston College (I-A)	1981-84	1,270	677	54	.533	10,579	67
Dusty Bonner, Kentucky (I-A); Valdosta St. (II)	1997, 99-01	1,233	861	27	.698	10,501	123
Jim Ballard, Wilmington (Ohio)/Mount Union (III)	1990, 91-93	1,199	743	41	.620	10,379	115
Jared Lorenzen, Kentucky (I-A)	2000-03	1,514	862	41	.569	10,354	78
Tom Arth, John Carroll (III)	1999-02	1,258	741	25	.589	10,345	89
Tom Ehrhardt, C. W. Post (II); Rhode Island (I-AA)	1981-82, 84-85	1,489	833	63	.559	10,325	92
Brian McClure, Bowling Green (I-A)	1982-85	1,427	900	58	.631	10,280	63
Troy Kopp, Pacific (Cal.) (I-A)	1989-92	1,374	798	47	.581	10,258	87
Brian Dawson, Wash. & Jeff. (III)	1999-02	1,132	670	45	.592	10,257	94
Bill Borchert, Mount Union (III)	1994-97	1,009	671	17	.665	10,201	141
Troy Dougherty, Grinnell (III)	1994, 97-99	1,192	734	33	.616	10,140	109
Eli Manning, Mississippi (I-A)	2000-03	1,363	829	35	.608	10,119	81
Adam Ryan, Wilmington (Ohio) (III)	1998-01	1,223	693	43	.567	10,095	88
Glenn Foley, Boston College (I-A)	1990-93	1,275	703	60	.551	10,042	72
Cade McNown, UCLA (I-A)	1995-98	1,153	646	39	.560	10,008	61

*Record. \$See Page 10 for explanation. †Active player.

CAREER YARDS PER GAME

(Minimum 5,000 Yards; Player must have concluded his career)

Player, Team (Division[s])	Years	G	Att.	Cmp.	Int.	Pct.	Yds.	TD	Yd. PG
Tim Rattay, Louisiana Tech (I-A)	1997-99	33	1,552	1,015	35	.654	12,746	115	*386.2
Steve McNair, Alcorn St. (I-AA)	1991-94	42	1,680	929	58	.553	14,496	119	345.1
Justin Peery, Westminster (Mo.) (III)	1996-99	39	1,669	1,012	57	.606	13,262	*148	340.1
Aaron Flowers, Cal St. Northridge (I-AA)	1996-97	20	819	502	21	.613	6,766	54	338.3
Drew Miller, Montana (I-AA)	1999-00	18	654	430	14	.657	5,900	46	327.8
Ty Detmer, Brigham Young (I-A)	1988-91	46	1,530	958	65	.626	*15,031	121	326.8
Willie Totten, Mississippi Val. (I-AA)	1982-85	40	1,555	907	75	.583	12,711	139	317.8
Kirk Baumgartner, Wis.-Stevens Point (III)	1986-89	41	1,696	883	57	.521	13,028	110	317.8
Dave Dickenson, Montana (I-AA)	1992-95	35	1,208	813	26	.673	11,080	96	316.6
Eric Bruns, Hanover (III)	1999-00	20	842	541	30	.643	6,295	57	314.8
Neil Lomax, Portland St. (II; I-AA)	1977; 78-80	42	1,606	938	55	.584	13,220	106	314.8
Grady Benton, West Tex. A&M (II)	1994-95	18	686	421	22	.614	5,618	49	312.1
Mike Perez, San Jose St. (I-A)	1986-87	20	792	471	30	.595	6,194	36	309.7
Keith Bishop, Ill. Wes./Wheaton (III.) (III)	1981, 83-85	31	1,311	772	65	.589	9,579	71	309.0
Doug Gaynor, Long Beach St. (I-A)	1984-85	22	837	569	35	.680	6,793	35	308.8
David Macchi, Valparaiso (I-AA)	2002-03	23	802	450	28	.561	7,089	59	308.2
Zamir Amin, Menlo (III)	1999-01	26	905	566	29	.625	7,982	83	307.0
Adam Ryan, Wilmington (Ohio) (III)	1998-01	33	1,223	693	43	.567	10,095	88	305.9
John Friesz, Idaho (I-AA)	1986-89	35	1,350	801	40	.593	10,697	77	305.6
Brett Dietz, Hanover (III)	2002-03	22	940	579	31	.616	6,663	67	302.9
Tony Eason, Illinois (I-A)	1981-82	22	856	526	29	.615	6,608	37	300.4

*Record.

CAREER TOUCHDOWN PASSES

Player, Team (Division[s])	Years	Att.	Cmp.	Int.	Pct.	Yds.	TD
Justin Peery, Westminster (Mo.) (III)	1996-99	1,669	1,012	57	.606	13,262	*148
Bill Borchert, Mount Union (II)	1994-97	1,009	671	17	.665	10,201	141
Willie Totten, Mississippi Val. (I-AA)	1982-85	1,555	907	75	.583	12,711	139
Dusty Bonner, Kentucky (I-A); Valdosta St. (II)	1997, 99-01	1,233	861	27	.698	10,501	123
Ty Detmer, Brigham Young (I-A)	1988-91	1,530	958	65	.626	*15,031	121
Steve McNair, Alcorn St. (I-AA)	1991-94	1,680	929	58	.553	14,496	119
Chris Hatcher, Valdosta St. (II)	1991-94	1,451	1,001	38	.690	10,878	116
Jim Ballard, Wilmington (Ohio)/Mount Union (III)	1990, 91-93	1,199	743	41	.620	10,379	115
Tim Rattay, Louisiana Tech (I-A)	1997-99	1,552	1,015	35	.654	12,746	115
Curt Anes, Grand Valley St. (II)	1999-02	1,186	741	27	.625	10,581	114
Danny Wuertel, Florida (I-A)	1993-96	1,170	708	42	.605	10,875	114
Todd Cunningham, Presbyterian (II)	1998-01	1,376	834	47	.606	10,937	111
Joel Steele, Anderson (Ind.) (III)	2000-03	1,480	900	52	.608	11,523	110
Dan Pincelli, Hartwick (III)	1999-02	1,122	553	56	.493	9,264	110
Kirk Baumgartner, Wis.-Stevens Point (III)	1986-89	1,696	883	57	.521	13,028	110
Chad Pennington, Marshall (I-AA; I-A)	1995, 97-99	1,501	947	39	.631	12,348	110
Marcus Brady, Cal St. Northridge (I-AA)	1998-01	1,680	1,039	47	.618	12,479	109
Troy Dougherty, Grinnell (III)	1994, 97-99	1,192	734	33	.616	10,140	109
Neil Lomax, Portland St. (II; I-AA)	1977; 78-80	1,606	938	55	.584	13,220	106
Robert Kent, Jackson St. (I-AA)	2000-03	1,540	826	58	.536	11,784	104
Keith Heckendorf, St. Cloud St. (II)	2000-03	1,307	761	46	.582	9,695	101
Jarrod Furgason, Fairmont St. (II)	\$1993-97	1,392	798	44	.573	9,856	101
Mark Novara, Lakeland (III)	1994-97	1,586	882	63	.556	11,101	100
Justin Coleman, Neb.-Kearney (II)	1997-00	1,193	706	42	.592	11,213	99
Dave Dickenson, Montana (I-AA)	1992-95	1,208	813	26	.673	11,080	96
Philip Rivers, North Carolina St. (I-A)	2000-03	1,710	1,147	34	.671	13,484	95
Kliff Kingsbury, Texas Tech (I-A)	1999-02	1,883	*1,231	40	.654	12,429	95
Kasey Waterman, Mo. Western St. (II)	1998-01	1,273	714	57	.561	9,846	95
Matt Jozokos, Plymouth St. (III)	1987-90	1,003	527	39	.525	7,658	95
Roy Hampton, Trinity (Tex.) (III)	\$1998-02	942	600	26	.637	8,869	94
Brian Dawson, Wash. & Jeff. (III)	1999-02	1,132	670	45	.592	10,257	94
Mike Mitros, West Chester (II)	1996-99	1,402	819	48	.584	9,834	94
Doug Williams, Grambling (II; I-A)	1974-76; 77	1,009	484	52	.480	8,411	93
Chris Boden, Villanova (I-AA)	1996-99	1,338	818	30	.611	9,538	93
Mike Burton, Trinity (Tex.) (III)	1996-99	1,067	631	29	.591	9,008	92
Ted White, Howard (I-AA)	1995-98	1,163	635	34	.546	9,611	92
Bryan Snyder, Albright (III)	1994-97	1,294	763	49	.590	9,865	92
Tom Ehrhardt, C.W. Post (II); Rhode Island (I-AA)	1981-82; 84-85	1,489	833	63	.559	10,325	92
Drew Folmar, Millersville (II)	1997-00	1,241	760	34	.612	9,903	91
Doug Nussmeier, Idaho (I-AA)	1990-93	1,225	746	32	.609	10,824	91
David Klingler, Houston (I-A)	1988-91	1,261	726	38	.576	9,430	91
Phil Butler, Hope (III)	2001-03	1,142	625	51	.547	8,847	90
Ricky Fritz, Minn. Duluth (II)	\$1998-02	1,090	547	53	.502	8,711	90
Tom Arth, John Carroll (III)	1999-02	1,258	741	25	.589	10,345	89
Brian Ah Yat, Montana (I-AA)	1995-98	1,190	735	39	.618	9,315	89
Peyton Manning, Tennessee (I-A)	1994-97	1,381	863	33	.625	11,201	89
Kevin Ricca, Catholic (III)	1994-97	1,190	713	56	.643	9,469	89
Adam Ryan, Wilmington (Ohio) (III)	1998-01	1,223	693	43	.567	10,095	88
Luke McCown, Louisiana Tech (I-A)	2000-03	1,775	1,063	62	.599	12,666	87
Dan Cole, Rensselaer (III)	2001-03	1,202	671	26	.558	8,902	87
Maurice Heard, Tuskegee (II)	1988-91	1,134	556	54	.490	8,434	87
Tim Lester, Western Mich. (I-A)	1996-99	1,507	875	49	.581	11,299	87
Troy Kopp, Pacific (Cal.) (I-A)	1989-92	1,374	798	47	.581	10,258	87
Jamie Martin, Weber St. (I-AA)	1989-92	1,544	934	56	.605	12,207	87
Ken Dorsey, Miami (Fla.) (I-A)	1999-02	1,153	668	28	.579	9,565	86
Travis Brown, Northern Ariz. (I-AA)	1996-99	1,577	888	42	.563	11,400	86
Andy Breault, Kutztown (II)	1989-92	1,259	733	63	.582	9,086	86
Earl Harvey, N.C. Central (II)	1985-88	1,442	690	81	.479	10,621	86
Matt Bunyan, Wis.-Stout (III)	1995-98	1,119	624	36	.558	8,462	85

*Record. \$See Page 10 for explanation.

SEASON YARDS

Player, Team (Division)	Year	G	Att.	Cmp.	Int.	Pct.	Yds.	TD
B.J. Symons, Texas Tech (I-A)	2003	13	*719	470	22	.654	*5,833	52
Ty Detmer, Brigham Young (I-A)	†1990	12	562	361	28	.642	5,188	41
David Klingler, Houston (I-A)	1990	11	643	374	20	.582	5,140	54
Kliff Kingsbury, Texas Tech (I-A)	2002	14	712	*479	13	.673	5,017	45
Tim Rattay, Louisiana Tech (I-A)	1998	12	559	380	13	.680	4,943	46
Steve McNair, Alcorn St. (I-AA)	1994	11	530	304	17	.574	4,863	44
Andre Ware, Houston (I-A)	†1989	11	578	365	15	.631	4,699	46
Jim McMahon, Brigham Young (I-A)	†1980	12	445	284	18	.638	4,571	47
Ty Detmer, Brigham Young (I-A)	1989	12	412	265	15	.643	4,560	32
Willie Totten, Mississippi Val. (I-AA)	†1984	10	518	324	22	.626	4,557	*56
Justin Peery, Westminster (Mo.) (III)	1998	10	526	319	21	.606	4,501	51
Philip Rivers, North Carolina St. (I-A)	†2003	13	483	348	7	.721	4,491	34
Ben Roethlisberger, Miami (Ohio) (I-A)	2003	14	495	342	10	.691	4,486	37
Bruce Eugene, Grambling (I-AA)	2002	13	543	269	16	.495	4,483	43
Timmy Chang, Hawaii (I-A)	2002	14	624	349	22	.559	4,474	25
Cody Pickett, Washington (I-A)	2002	13	612	365	14	.596	4,458	28
Ryan Dinwiddie, Boise St. (I-A)	2003	14	446	276	7	.619	4,356	31
Scott Mitchell, Utah (I-A)	1988	11	533	323	15	.606	4,322	29
Zamir Amin, Menlo (III)	2000	10	458	309	17	.674	4,320	43
Brett Gordon, Villanova (I-AA)	2002	15	578	385	14	.666	4,305	36

Player, Team (Division)	Year	G	Att.	Cmp.	Int.	Pct.	Yds.	TD
David Carr, Fresno St. (I-A)	2001	13	476	308	7	.647	4,299	42
Tim Couch, Kentucky (I-A)	1998	11	553	400	15	.723	4,275	36
Byron Leftwich, Marshall (I-A)	2002	12	491	331	10	.674	4,268	30
Chris Vargas, Nevada (I-A)	1993	11	490	331	18	.676	4,265	34
Robbie Bosco, Brigham Young (I-A)	1985	13	511	338	24	.661	4,257	30
Timmy Chang, Hawaii (I-A)	2003	13	601	353	20	.587	4,199	29
Wilkie Perez, Glenville St. (II)	†1997	11	425	280	12	.658	4,189	45
Dave Dickenson, Montana (I-AA)	1995	11	455	309	9	.679	4,176	38
Joe Lee, Towson (I-AA)	1999	11	577	322	13	.558	4,168	22
Chris Weinke, Florida St. (I-A)	2000	12	431	266	11	.617	4,167	33
Byron Leftwich, Marshall (I-A)	2001	12	470	315	7	.670	4,132	38
Jamie Martin, Weber St. (I-AA)	1991	11	500	310	17	.620	4,125	35
Andrew Webb, Fort Lewis (II)	2002	11	529	317	13	.599	4,109	37
Roy Hampton, Trinity (Tex.) (III)	†2002	14	397	260	6	.655	4,095	43
Neil Lomax, Portland St. (I-AA)	1980	11	473	296	12	.626	4,094	37
Justin Peery, Westminster (Mo.) (III)	1999	10	498	329	15	.660	4,092	54
Josh Wallwork, Wyoming (I-A)	1996	12	458	286	15	.625	4,090	33
Derek Anderson, Oregon St. (I-A)	2003	13	510	261	24	.512	4,058	24
Chris Redman, Louisville (I-A)	1998	10	473	309	15	.653	4,042	29
John Friesz, Idaho (I-AA)	†1989	11	425	260	8	.612	4,041	31
Brett Dietz, Hanover (III)	2003	11	575	360	16	.626	4,031	39
Ty Detmer, Brigham Young (I-A)	1991	12	403	249	12	.618	4,031	35
Steve Sarkisian, Brigham Young (I-A)	†1996	14	404	278	12	.688	4,027	33
Neil Lomax, Portland St. (I-AA)	1979	11	516	299	16	.579	3,950	26
Carson Palmer, Southern California (I-A)	2002	13	489	309	10	.632	3,942	33
Todd Santos, San Diego St. (I-A)	1987	12	492	306	15	.622	3,932	26
Tim Rattay, Louisiana Tech (I-A)	1999	10	516	342	12	.663	3,922	35
Todd Hammel, Stephen F. Austin (I-AA)	1989	11	401	238	13	.594	3,914	34
Dusty Bonner, Valdosta St. (II)	2000	11	435	317	6	.728	3,907	54
Steve Young, Brigham Young (I-A)	†1983	11	429	306	10	.713	3,902	33
Rex Grossman, Florida (I-A)	†2001	11	395	259	12	.656	3,896	34
Tim Couch, Kentucky (I-A)	1997	11	547	363	19	.664	3,884	37
Tim Rattay, Louisiana Tech (I-A)	1997	11	477	293	10	.614	3,881	34
Andrew Walter, Arizona St. (I-A)	2002	14	483	274	15	.567	3,877	28
Robbie Bosco, Brigham Young (I-A)	1984	12	458	283	11	.618	3,875	33
Todd Cunningham, Presbyterian (II)	2001	11	531	335	14	.631	3,860	36
Mike McCoy, Utah (I-A)	1993	12	430	276	10	.642	3,860	21
Dan Robinson, Hawaii (I-A)	1999	12	556	288	18	.518	3,853	28

*Record. †National pass-efficiency champion.

SEASON YARDS PER GAME

Player, Team (Division)	Year	G	Att.	Cmp.	Int.	Pct.	Yds.	TD	Yd. PG
David Klingler, Houston (I-A)	1990	11	643	374	20	.582	5,140	54	*467.3
Willie Totten, Mississippi Val. (I-AA)	1984	10	518	324	22	.626	4,557	*56	455.7
Justin Peery, Westminster (Mo.) (III)	1998	10	526	319	21	.606	4,501	51	450.1
B.J. Symons, Texas Tech (I-A)	*2003	13	*719	470	22	.654	*5,833	52	448.7
Steve McNair, Alcorn St. (I-AA)	1994	11	530	304	17	.574	4,863	44	442.1
Ty Detmer, Brigham Young (I-A)	1990	12	562	361	28	.642	5,188	41	432.3
Zamir Amin, Menlo (III)	2000	10	458	309	17	.674	4,320	43	432.0
Andre Ware, Houston (I-A)	1989	11	578	365	15	.631	4,699	46	427.2
Tim Rattay, Louisiana Tech (I-A)	1998	12	559	380	13	.680	4,943	46	411.9
Justin Peery, Westminster (Mo.) (III)	1999	10	498	329	15	.660	4,092	54	409.2
Danny Ragsdale, Redlands (III)	1999	9	380	247	7	.650	3,639	33	404.3
Chris Redman, Louisville (I-A)	1998	10	473	309	15	.653	4,042	29	404.2
Mike Maxwell, Nevada (I-A)	1995	9	409	277	17	.677	3,611	33	401.2
Grady Benton, West Tex. A&M (II)	1994	9	409	258	13	.631	3,541	30	393.4
Scott Mitchell, Utah (I-A)	1988	11	533	323	15	.606	4,322	29	392.9
Tim Rattay, Louisiana Tech (I-A)	1999	10	516	342	12	.663	3,922	35	392.2
Tim Couch, Kentucky (I-A)	1998	11	553	400	15	.723	4,275	36	388.6
Chris Vargas, Nevada (I-A)	1993	11	490	331	18	.676	4,265	34	387.7
Damian Poalucci, East Stroudsburg (II)	1996	10	393	214	13	.545	3,831	40	383.1
Marty Washington, West Ala. (II)	1993	8	404	221	13	.547	3,062	26	382.8
Jim McMahon, Brigham Young (I-A)	1980	12	445	284	18	.638	4,571	47	380.9
Wilkie Perez, Glenville St. (II)	1997	11	425	280	12	.658	4,189	45	380.8
Ty Detmer, Brigham Young (I-A)	1989	12	412	265	15	.643	4,560	32	380.0

*Record.

SEASON TOUCHDOWN PASSES

Player, Team (Division)	Year	Att.	Cmp.	Int.	Pct.	Yds.	TD	Player, Team (Division)	Year	Att.	Cmp.	Int.	Pct.	Yds.	TD
Willie Totten, Mississippi Val. (I-AA)	1984	518	324	22	.626	4,557	*56	Curt Anes, Grand Valley St. (II)	†2002	414	278	6	.671	3,692	47
Dusty Bonner, Valdosta St. (II)	2000	435	317	6	.728	3,907	54	Bill Borchert, Mount Union (III)	†1997	272	190	1	.698	2,933	47
Justin Peery, Westminster (Mo.) (III)	1999	498	329	15	.660	4,092	54	Jim McMahon, Brigham Young (I-A)	1980	445	284	18	.638	4,571	47
David Klingler, Houston (I-A)	1990	643	374	20	.582	5,140	54	Tim Rattay, Louisiana Tech (I-A)	1998	559	380	13	.680	4,943	46
B.J. Symons, Texas Tech (I-A)	2003	*719	470	22	.654	*5,833	52	Andre Ware, Houston (I-A)	1989	578	365	15	.631	4,699	46
Justin Peery, Westminster (Mo.) (III)	1998	526	319	21	.606	4,501	51	Kliff Kingsbury, Texas Tech (I-A)	2002	712	*479	13	.673	5,017	45
Chris Hatcher, Valdosta St. (II)	†1994	430	321	9	*.747	3,591	50	Wilkie Perez, Glenville St. (II)	†1997	425	280	12	.658	4,189	45
Curt Anes, Grand Valley St. (II)	†2001	271	189	3	.697	3,086	48	Bob Toledo, San Fran. St. (II)	1967	396	211	24	.533	3,513	45
								Steve McNair, Alcorn St. (I-AA)	1994	530	304	17	.574	4,863	44
								Bruce Eugene, Grambling (I-AA)	2002	543	269	16	.495	4,483	43

Player, Team (Division)	Year	Att.	Cmp.	Int.	Pct.	Yds.	TD
Roy Hampton, Trinity (Tex.) (III)	↑2002	397	260	6	.655	4,095	43
Dusty Bonner, Valdosta St. (II)	2001	319	231	8	.724	3,214	43
Zamir Amin, Menlo (III)	2000	458	309	17	.674	4,320	43
David Carr, Fresno St. (I-A)	2001	476	308	7	.647	4,299	42
Brian Ah Yat, Montana (I-AA)	1996	432	265	16	.613	3,615	42
Buster Faulkner, Valdosta St. (II)	2002	502	326	17	.649	3,821	41
Ty Detmer, Brigham Young (I-A)	1990	562	361	28	.642	5,188	41
Jason White, Oklahoma (I-A)	2003	451	278	10	.616	3,846	40
Dan Cole, Rensselaer (III)	2003	514	303	11	.589	3,679	40
Damian Poalucci, East Stroudsburg (II)	1996	393	214	13	.545	3,831	40
Mark Novara, Lakeland (III)	1996	410	258	12	.629	3,405	40
Brett Dietz, Hanover (III)	2003	575	360	16	.626	4,031	39
Chad Pennington, Marshall (I-A)	1997	428	253	12	.591	3,480	39
Danny Wuerrfel, Florida (I-A)	1996	360	207	13	.575	3,625	39
Terry Peebles, Hanover (III)	1995	488	283	10	.579	3,521	39
Kirk Baumgartner, Wis.-Stevens Point (III)	1989	455	247	9	.542	3,692	39
Willie Totten, Mississippi Val. (I-AA)	1985	492	295	29	.600	3,698	39
Dennis Shaw, San Diego St. (I-A)	1969	335	199	26	.594	3,185	39
Matt Leinart, Southern California (I-A)	2003	402	255	9	.634	3,556	38
David Macchi, Valparaiso (I-AA)	2003	412	238	10	.578	3,763	38
Byron Leftwich, Marshall (I-A)	2001	470	315	7	.670	4,132	38
Matt Bunyan, Wis.-Stout (III)	1998	389	227	9	.583	3,220	38
Bryan Snyder, Albright (III)	1996	358	223	9	.622	2,983	38
Bill Borchert, Mount Union (III)	↑1996	240	165	6	.687	2,655	38
Dave Dickenson, Montana (I-AA)	1995	455	309	9	.679	4,176	38
Perry Klein, C.W. Post (II)	1993	407	248	18	.609	3,757	38
Doug Williams, Grambling (I-A)	1977	352	181	18	.514	3,286	38

*Record. †National pass-efficiency champion.

SINGLE-GAME YARDS

Yds.	Div.	Player, Team (Opponent)	Date
731	III	Zamir Amin, Menlo (Cal Lutheran)	Oct. 7, 2000
716	I-A	David Klingler, Houston (Arizona St.)	Dec. 2, 1990
690	I-A	Matt Vogler, TCU (Houston)	Nov. 3, 1990
661	I-A	B.J. Symons, Texas Tech (Mississippi)	Sept. 27, 2003
645	II	Matt Kohn, Indianapolis (Michigan Tech)	Sept. 20, 2003
642	II	Wilkie Perez, Glenville St. (Concord)	Oct. 25, 1997
638	II	Andrew Webb, Fort Lewis (Mesa St.)	Nov. 16, 2002
637	I-A	Brian Lindgren, Idaho (Middle Tenn.)	Oct. 6, 2001
631	I-A	Scott Mitchell, Utah (Air Force)	Oct. 15, 1988
624	I-AA	Jamie Martin, Weber St. (Idaho St.)	Nov. 23, 1991
622	I-A	Jeremy Leach, New Mexico (Utah)	Nov. 11, 1989
621	I-A	Dave Wilson, Illinois (Ohio St.)	Nov. 8, 1980
619	III	Justin Peery, Westminster (Mo.) (MacMurray)	Nov. 14, 1998
619	I-A	John Walsh, Brigham Young (Utah St.)	Oct. 30, 1993
619	I-AA	Doug Pederson, La.-Monroe (Stephen F. Austin)	Nov. 11, 1989
618	III	Justin Peery, Westminster (Mo.) (Principia)	Oct. 17, 1998
616	II	Damian Poalucci, East Stroudsburg (Mansfield)	Nov. 2, 1996
614	II	Alfred Montez, Western N.M. (West Tex. A&M)	Oct. 8, 1994
614	II	Perry Klein, C.W. Post (Salisbury)	Nov. 6, 1993
613	II	Jayce Goree, Glenville St. (Concord)	Oct. 24, 1998
613	I-A	Jimmy Klingler, Houston (Rice)	Nov. 28, 1992
611	I-A	David Neill, Nevada (New Mexico St.)	Oct. 10, 1998
602	III	Danny Ragsdale, Redlands (Azusa Pacific)	Sept. 25, 1999
602	III	Tom Stallings, St. Thomas (Minn.) (Bethel [Minn.])	Nov. 13, 1993
599	II	Jarrold DeGeorgia, Wayne St. (Neb.) (Drake)	Nov. 9, 1996
599	I-AA	Ty Detmer, Brigham Young (San Diego St.)	Nov. 16, 1991
599	I-AA	Willie Totten, Mississippi Val. (Prairie View)	Oct. 27, 1984
595	I-AA	Robert Kent, Jackson St. (Alabama St.)	Oct. 6, 2001
592	I-A	Chris Redman, Louisville (East Caro.)	Nov. 14, 1998
592	II	John Charles, Portland St. (Cal Poly)	Nov. 16, 1991
590	I-A	Tim Rattay, Louisiana Tech (Nebraska)	Aug. 29, 1998
589	III	Joe Montrella, Juniata (Widener)	Nov. 13, 1999
589	I-AA	Vern Harris, Idaho St. (Montana)	Oct. 12, 1985
587	I-AA	Steve McNair, Alcorn St. (Southern U.)	Oct. 22, 1994
586	I-A	B.J. Symons, Texas Tech (North Carolina St.)	Sept. 20, 2003
585	III	Tim Lynch, Hofstra (Fordham)	Oct. 19, 1991
585	I-A	Robbie Bosco, Brigham Young (New Mexico)	Oct. 19, 1985
581	II	Shawn Eisenreich, Chadron St. (Fort Lewis)	Oct. 4, 2003
579	II	Chris Reil, Henderson St. (Arkansas Tech)	Oct. 28, 2000
575	III	Eric Noble, Wilmington (Ohio) (Urbana)	Nov. 5, 1994
574	III	Zamir Amin, Menlo (Linfield)	Sept. 9, 2000
572	I-A	David Klingler, Houston (Eastern Wash.)	Nov. 17, 1990
571	I-AA	Todd Hammel, Stephen F. Austin (La.-Monroe)	Nov. 11, 1989
571	I-A	Marc Wilson, Brigham Young (Utah)	Nov. 5, 1977

SINGLE-GAME ATTEMPTS

Atts.	Div.	Player, Team (Opponent)	Date
83	I-A	Drew Brees, Purdue (Wisconsin)	Oct. 10, 1998
81	III	Jordan Poznick, Principia (Blackburn)	Oct. 10, 1992
80	III	Scott Kello, Sul Ross St. (Howard Payne)	Oct. 5, 2002
79	I-A	Matt Vogler, TCU (Houston)	Nov. 3, 1990
79	III	Mike Wallace, Ohio Wesleyan (Denison)	Oct. 3, 1981

Atts.	Div.	Player, Team (Opponent)	Date
78	III	Brett Dietz, Hanover (Baldwin-Wallace)	Nov. 22, 2003
78	III	Shawn Wheeler, Capital (Ohio Northern)	Nov. 13, 1999
78	I-A	Rusty LaRue, Wake Forest (Duke)	Oct. 28, 1995
77	III	Justin Peery, Westminster (Mo.) (MacMurray)	Nov. 14, 1998
77	I-AA	Neil Lomax, Portland St. (Northern Colo.)	Oct. 20, 1979
76	I-AA	Joe Lee, Towson (Lehigh)	Oct. 30, 1999
76	II	Jarrold DeGeorgia, Wayne St. (Neb.) (Drake)	Nov. 9, 1996
76	I-A	David Klingler, Houston (Southern Methodist)	Oct. 20, 1990
75	I-A	Chris Vargas, Nevada (McNeese St.)	Sept. 19, 1992
74	II	Jamie Sander, N.M. Highlands (Neb.-Kearney)	Nov. 9, 1996
74	II	Jermaine Whitaker, N.M. Highlands (Western St.)	Nov. 5, 1994
74	I-AA	Paul Peterson, Idaho St. (Nevada)	Oct. 1, 1983
73	III	Tom Stetzer, Wis.-Platteville (Olivet Nazarene)	Sept. 7, 2002
73	I-A	Jeff Handy, Missouri (Oklahoma St.)	Oct. 17, 1992
73	I-A	Troy Kopp, Pacific (Hawaii)	Oct. 27, 1990
73	I-A	Shane Montgomery, North Carolina St. (Duke)	Nov. 11, 1989
72	III	Scott Kello, Sul Ross St. (Louisiana Col.)	Sept. 21, 2002
72	I-A	Luke McCown, Louisiana Tech (Miami [Fla.])	Oct. 28, 2000
72	I-AA	Val Troiani, Towson (St. Mary's [Cal.])	Nov. 4, 2000
72	I-AA	Dave Dickenson, Montana (Idaho)	Oct. 21, 1995
72	I-A	Matt Vogler, TCU (Texas Tech)	Nov. 10, 1990
72	II	Kurt Otto, North Dakota (Tex. A&M-Kingsville)	Sept. 13, 1986
72	III	Bob Lockhart, Millikin (Franklin)	Nov. 12, 1977
72	II	Kaipo Spencer, Santa Clara (Portland St.)	Oct. 11, 1975
72	II	Joe Steiser, Cal St. Chico (Oregon Tech)	Sept. 23, 1967

SINGLE-GAME COMPLETIONS

Cmp.	Div.	Player, Team (Opponent)	Date
56	II	Jarrold DeGeorgia, Wayne St. (Neb.) (Drake)	Nov. 9, 1996
55	I-A	Drew Brees, Purdue (Wisconsin)	Oct. 10, 1998
55	I-A	Rusty LaRue, Wake Forest (Duke)	Oct. 28, 1995
51	III	Scott Kello, Sul Ross St. (Howard Payne)	Oct. 5, 2002
50	II	Todd Cunningham, Presbyterian (Tusculum)	Nov. 3, 2001
50	III	Justin Peery, Westminster (Mo.) (MacMurray)	Nov. 14, 1998
50	I-A	Rusty LaRue, Wake Forest (North Carolina St.)	Nov. 18, 1995
50	III	Tim Lynch, Hofstra (Fordham)	Oct. 19, 1991
49	I-A	Bruce Gradkowski, Toledo (Pittsburgh)	Sept. 20, 2003
49	I-A	Kliff Kingsbury, Texas Tech (Missouri)	Oct. 19, 2002
49	I-A	Kliff Kingsbury, Texas Tech (Texas A&M)	Oct. 5, 2002
49	I-A	Brian Lindgren, Idaho (Middle Tenn.)	Oct. 6, 2001
48	I-AA	Clayton Millis, Cal St. Northridge (St. Mary's [Cal.])	Nov. 11, 1995
48	III	Jordan Poznick, Principia (Blackburn)	Oct. 10, 1992
48	I-A	David Klingler, Houston (Southern Methodist)	Oct. 20, 1990
47	II	Evan Gray, Mo.-Rolla (Mo. Western St.)	Nov. 15, 2003
47	I-A	Luke McCown, Louisiana Tech (Auburn)	Oct. 21, 2000
47	I-AA	Joe Lee, Towson (Lehigh)	Oct. 30, 1999
47	I-A	Tim Couch, Kentucky (Arkansas)	Oct. 3, 1998
47	I-AA	Jamie Martin, Weber St. (Idaho St.)	Nov. 23, 1991
47	III	Mike Wallace, Ohio Wesleyan (Denison)	Oct. 3, 1981
46	III	Brett Dietz, Hanover (Baldwin-Wallace)	Nov. 22, 2003
46	I-A	Tim Rattay, Louisiana Tech (UCF)	Oct. 23, 1999
46	I-A	Tim Rattay, Louisiana Tech (Nebraska)	Aug. 29, 1998
46	I-A	Scott Milanovich, Maryland (Florida St.)	Nov. 18, 1995
46	I-A	Jimmy Klingler, Houston (Rice)	Nov. 28, 1992
46	I-AA	Doug Pederson, La.-Monroe (Stephen F. Austin)	Nov. 11, 1989
46	I-AA	Willie Totten, Mississippi Val. (Southern U.)	Sept. 29, 1984
45	I-A	B.J. Symons, Texas Tech (Iowa St.)	Oct. 11, 2003
45	III	Scott Kello, Sul Ross St. (Texas Lutheran)	Nov. 16, 2002



Toledo Sports Information

Toledo's Bruce Gradkowski connected for 49 completions against Pittsburgh last year.

Cmp.	Div.	Player, Team (Opponent)	Date
45	II	Andrew Webb, Fort Lewis (Neb.-Kearney)	Oct. 12, 2001
45	IA	Tim Rattay, Louisiana Tech (Texas A&M)	Sept. 4, 1999
45	II	Chris Hatcher, Valdosta St. (Mississippi Col.)	Oct. 23, 1993
45	II	Chris Hatcher, Valdosta St. (West Ga.)	Oct. 16, 1993
45	IAA	Willie Totten, Mississippi Val. (Prairie View)	Oct. 27, 1984
45	IA	Sandy Schwab, Northwestern (Michigan)	Oct. 23, 1982
44	IAA	Brady Wahlberg, Tenn.-Martin (Jacksonville St.)	Oct. 11, 2003
44	IA	B.J. Symons, Texas Tech (Mississippi)	Sept. 27, 2003
44	IAA	Kyle Slager, Brown (Rhode Island)	Oct. 5, 2002
44	III	Scott Kello, Sul Ross St. (Louisiana Col.)	Sept. 21, 2002
44	IA	Kliff Kingsbury, Texas Tech (Oklahoma St.)	Nov. 10, 2001
44	IA	Tim Rattay, Louisiana Tech (Toledo)	Oct. 30, 1999
44	III	Chris Stormer, Hanover (Franklin)	Nov. 14, 1998
44	IA	Chris Redman, Louisville (East Caro.)	Nov. 14, 1998
44	IA	Tim Couch, Kentucky (Vanderbilt)	Nov. 14, 1998
44	II	Wilkie Perez, Glenville St. (Concord)	Oct. 25, 1997
44	IA	Matt Vogler, TCU (Houston)	Nov. 3, 1990
44	IA	Chuck Hartlieb, Iowa (Indiana)	Oct. 29, 1988
44	II	Tom Bonds, Cal Lutheran (St. Mary's [Cal.])	Nov. 22, 1986
44	IA	Jim McMahon, Brigham Young (Colorado St.)	Nov. 7, 1981
44	IAA	Neil Lomax, Portland St. (Northern Colo.)	Oct. 20, 1979

Receiving

CAREER RECEPTIONS

Player, Team (Division)	Years	Rec.	Yards	Avg.	TD
Scott Pingel, Westminster (Mo.) (III)	1996-99	*436	*6,108	14.0	*75
Blake Elliott, St. John's (Minn.) (III)	2000-03	327	4,200	12.8	56
Clarence Coleman, Ferris St. (II)	1998-01	323	4,983	15.4	42
Jacquay Nunnally, Florida A&M (IAA)	1997-00	317	4,239	13.4	38
Stephen Campbell, Brown (IAA)	1997-00	305	3,555	11.7	31
Jerry Rice, Mississippi Val. (IAA)	1981-84	301	4,693	15.6	50
Andrew Blakely, Truman (II)	1999-02	300	3,458	11.5	22
Arnold Jackson, Louisville (IA)	1997-00	300	3,670	12.2	31
Trevor Insley, Nevada (IA)	1996-99	298	5,005	16.8	35
Javarus Dudley, Fordham (IAA)	2000-03	295	4,197	14.2	34
Geoff Noisy, Nevada (IA)	1995-98	295	4,249	14.4	21
Rashaun Woods, Oklahoma St. (IA)	2000-03	293	4,412	15.1	42
Chas Gessner, Brown (IAA)	1999-02	292	3,408	11.7	36
Conrad Singh, Hampden-Sydney (III)	2000-03	287	3,289	11.5	23
Matt Newton, Principia (III)	1990-93	287	3,646	12.7	32
Scott Hvistendahl, Augsburg (III)	1995-98	285	4,696	16.5	40
Matt Holmlund, Augustana (S.D.) (II)	1998-01	282	3,522	12.5	35
Carlos Ferralls, Glenville St. (II)	1994-97	282	4,091	14.5	53
Troy Edwards, Louisiana Tech (IA)	1996-98	280	4,352	15.5	50
Mark Bartosic, Susquehanna (III)	2000-03	275	4,733	17.2	55
Michael Becker, Randolph-Macon (III)	1997-00	273	3,683	13.5	19
Damien Hoffman, Minn.-Morris (II)	1997-00	273	3,128	11.5	21
Darius Watts, Marshall (IA)	2000-03	272	4,031	14.8	47
Matt Plummer, Dubuque (III)	1996-99	271	4,049	14.9	42
Jeff Clay, Catholic (III)	1994-97	269	4,101	15.2	44
Damon Thompson, Virginia St. (II)	1997-00	268	4,387	16.4	37
Kasey Dunn, Idaho (IAA)	1988-91	268	3,847	14.4	25
Aaron Turner, Pacific (IA)	1989-92	266	4,345	16.3	43
Chad Mackey, Louisiana Tech (IA)	1993-96	264	3,789	14.4	22
Terance Mathis, New Mexico (IA)	1985-87, 89	263	4,254	16.2	36
J.R. Tolver, San Diego St. (IA)	1999-02	262	3,572	13.6	18
Mark Templeton, Long Beach St. (IA) (RB)	1983-86	262	1,969	7.5	11
Nate Jackson, Menlo (III)	1999-01	261	3,976	15.2	43
Jon Spinosa, Lock Haven (II)	1992-95	261	2,710	10.4	12
Howard Twilley, Tulsa (IA)	1963-65	261	3,343	12.8	32
Wes Welker, Texas Tech (IA)	2000-03	259	3,069	11.8	21
Rob Milanese, Pennsylvania (IAA)	1999-02	259	3,405	13.1	21
Marcus Harris, Wyoming (IA)	1993-96	259	4,518	17.4	38
Bill Stromberg, Johns Hopkins (III)	1978-81	258	3,776	14.6	39
Eric Nemecek, Albright (III)	1995-98	256	3,300	12.9	35
Kurt Barth, Eureka (III)	1994-97	256	4,311	16.8	51
Chris Myers, Kenyon (II)	1967-70	253	3,897	15.4	33
Sean Morey, Brown (IAA)	1995-98	251	3,850	15.3	39
John Standeford, Purdue (IA)	2000-03	249	3,618	14.5	27
Eddie Berlin, Northern Iowa (IAA)	1997-00	249	3,735	15.0	34
Zach Michael, Lawrence (III)	2000-03	248	3,842	15.5	40
Nate Burleson, Nevada (IA)	2000-02	248	3,219	13.3	22
Darryl DeShields, Greenville (III)	1999-01	248	4,051	16.3	39
Drew Amerson, Cal St. Northridge (IAA)/ Troy St. (IA)	1999-01; 02	246	3,264	13.3	20
James Jordan, Louisiana Tech (IA)	1998-00	246	2,489	10.1	19
Carl Morris, Harvard (IAA)	1999-02	245	3,488	14.2	28
Brian Forster, Rhode Island (IAA) (TE)	1983-85, 87	#245	#3,410	13.9	31
David Williams, Illinois (IA)	1983-85	245	3,195	13.0	22
Troy Walters, Stanford (IA)	1996-99	244	3,986	16.3	26
Ryan Short, Wabash (III)	1999-02	243	2,773	11.4	45

Player, Team (Division)	Years	Rec.	Yards	Avg.	TD
Mike Furrey, Northern Iowa (IAA)	1997-99	242	3,544	14.6	27
Roy Williams, Texas (IA)	2000-03	241	3,866	16.0	36
Brandon Stokley, La.-Lafayette (IA)	1995-98	241	3,702	15.4	25
Bruce Cerone, Yankton/Emporia St. (II)	1965-66, 68-69	241	4,354	18.1	49
Justin Salton, Frank. & Marsh. (III)	\$1999-03	240	3,129	13.0	23
Sean Scott, Millersville (II)	1997-00	240	3,293	13.7	27
James Roe, Norfolk St. (II)	1992-95	239	4,468	18.7	46
Mark Didio, Connecticut (IAA)	1988-91	239	3,535	14.8	21
Reggie Williams, Washington (IA)	2001-03	238	3,536	14.9	22
Kendall Newson, Middle Tenn. (IA)	1998-01	238	3,074	12.9	21
Mark DeBrito, Bentley (II)	1996-99	238	3,711	15.6	41
Bryan McGinty, Lock Haven (II)	1993-96	238	3,100	13.0	18
Rennie Benn, Lehigh (IAA)	1982-85	237	3,662	15.5	44
Jonathon Cain, Wilmington (Ohio) (III)	1998-01	236	3,945	16.7	40
Marc Zeno, Tulane (IA)	1984-87	236	3,725	15.8	25
Steve Neal, Western Mich. (IA)	1997-00	235	3,599	15.3	27
Kevin Ingram, West Chester (II)	1995-96, 98-99	235	3,159	13.4	45
Jason Wolf, Southern Methodist (IA)	1989-00	235	2,232	9.5	17

*Record. \$See Page 10 for explanation. †Record for a running back. #Record for a tight end.

CAREER RECEPTIONS PER GAME

(Minimum 125 Receptions; Player must have concluded his career)

Player, Team (Division[s])	Years	G	Rec.	Yards	TD	Rec. PG
Chris George, Glenville St. (II)	1993-94	20	230	3,215	30	*11.5
Scott Pingel, Westminster (Mo.) (III)	1996-99	39	*436	*6,108	75	11.2
Manny Hazard, Houston (IA)	1989-90	21	220	2,635	31	10.5
Alex Van Dyke, Nevada (IA)	1994-95	22	227	3,100	26	10.3
Howard Twilley, Tulsa (IA)	1963-65	26	261	3,343	32	10.0
Jason Phillips, Houston (IA)	1987-88	22	207	2,319	18	9.4
Nate Jackson, Menlo (III)	1999-01	29	261	3,976	43	9.0
Matt Newton, Principia (III)	1990-93	33	287	3,646	32	8.7
Ed Bell, Idaho St. (II)	1968-69	19	163	2,608	30	8.6
Darryl DeShields, Greenville (III)	1999-01	29	248	4,051	39	8.6
Byron Chamberlain, Wayne St. (Neb.) (II)	1993-94	19	161	1,941	14	8.5
Todd Bloom, Hardin-Simmons (III)	1995-97	28	233	2,621	14	8.3
Troy Edwards, Louisiana Tech (IA)	1996-98	34	280	4,352	50	8.2
Carlos Ferralls, Glenville St. (II)	1994-97	35	282	4,091	53	8.1
Kevin Curtis, Utah St. (IA)	2001-02	22	174	2,789	19	7.9
Nate Burleson, Nevada (IA)	2000-02	32	248	3,293	22	7.8
Clarence Coleman, Ferris St. (III)	1998-01	42	323	4,982	42	7.7
Tramon Douglas, Grambling (IAA)	2002-03	22	169	2,621	28	7.7
Jerry Hendren, Idaho (II)	1967-69	30	230	3,435	27	7.7
Stephen Campbell, Brown (IAA)	1997-00	40	305	3,555	31	7.6
Conrad Singh, Hampden-Sydney (III)	2000-03	38	287	3,289	23	7.6
Bryan Reeves, Nevada (IAA; IA)	1991; 92-93	31	234	3,407	32	7.6
Sisaha Burley, UCF (IA)	1997-98	22	165	2,248	15	7.5
Chas Gessner, Brown (IAA)	1999-02	39	292	3,408	36	7.5
Jeff Clay, Catholic (III)	1994-97	36	269	4,101	44	7.5
Geoff Noisy, Nevada (IA)	1995-98	40	295	4,249	21	7.4
David Williams, Illinois (IA)	1983-85	33	245	3,195	22	7.4
Gary Garrison, San Diego St. (II)	1964-65	20	148	2,188	26	7.4
Brad Bailey, West Tex. A&M (II)	1992-94	30	221	2,677	22	7.4
Jerry Rice, Mississippi Val. (IAA)	1981-84	41	301	4,693	50	7.3
James Dixon, Houston (IA)	1987-88	22	161	1,762	14	7.3
Mike Furrey, Northern Iowa (IAA)	1997-99	33	242	3,544	27	7.3

*Record.

CAREER TOUCHDOWN RECEPTIONS

Player, Team (Division[s])	Years	G	TD
David Kircus, Grand Valley St. (II)	1999-02	43	*76
Scott Pingel, Westminster (Mo.) (III)	1996-99	39	75
Blake Elliott, St. John's (Minn.) (III)	2000-03	47	56
Mark Bartosic, Susquehanna (III)	2000-03	40	55
Chris Bisailon, III. Wesleyan (III)	1989-92	36	55
Kurt Barth, Eureka (III)	1994-97	39	51
Troy Edwards, Louisiana Tech (IA)	1996-98	34	50
Jerry Rice, Mississippi Val. (IAA)	1981-84	41	50
Bruce Cerone, Yankton/Emporia St. (II)	1965-66, 68-69	36	49
R.J. Hoppe, Carroll (Wis.) (III)	1993-96	37	49
Darius Watts, Marshall (IA)	2000-03	48	47
James Roe, Norfolk St. (II)	1992-95	41	46
Ryan Short, Wabash (III)	1999-02	41	45
Kevin Ingram, West Chester (II)	1995-96, 98-99	39	45
Michael Coleman, Widener (III)	1998-01	40	44
Randy Moss, Marshall (IAA; IA)	1996-97	23	44
Jeff Clay, Catholic (III)	1994-97	36	44
Rennie Benn, Lehigh (IAA)	1982-85	41	44
Ben Nelson, St. Cloud St. (II)	1999-02	41	43
Nate Jackson, Menlo (III)	1999-01	29	43
Steve Vagedes, Ohio Northern (III)	1995, 97-99	40	43
Bill Schultz, Ripon (III)	1993-96	38	43

Player, Team (Division[s])	Years	G	TD
Aaron Turner, Pacific (I-A)	1989-92	44	43
Carlos Ferralls, Glenville St. (III)	1994-97	35	43
Mark Loeffler, Wheaton (III.) (III)	1993-96	38	43
Rashaun Woods, Oklahoma St. (I-A)	2000-03	48	42
Clarence Coleman, Ferris St. (II)	1998-01	42	42
Matt Plummer, Dubuque (III)	1996-99	40	42
Sedrick Robinson, Ky. Wesleyan (II)	1993-96	38	42
Ryan Yarborough, Wyoming (I-A)	1990-93	46	42
Dan Ryan, DePauw (III)	1999-02	38	41
Ryan Johnson, Hartwick (III)	1998-01	38	41
Mark DeBrito, Bentley (II)	1996-99	39	41
Dedrick Ward, Northern Iowa (I-AA)	1993-96	43	41
Zach Michael, Lawrence (III)	2000-03	40	40
Jonathon Cain, Wilmington (Ohio) (III)	1998-01	39	40
Adam Marino, Mount Union (III)	1998-00	30	40
Richard Wemer, Grinnell (III)	1995-98	38	40
Scott Hvistendahl, Augsburg (III)	1995-98	40	40
Shannon Sharpe, Savannah St. (II)	1986-89	42	40

*Record.

SEASON RECEPTIONS

Player, Team (Division)	Year	G	Rec.	Yards	TD
Manny Hazard, Houston (I-A)	↑1989	11	*142	1,689	22
Troy Edwards, Louisiana Tech (I-A)	↑1998	12	140	1,996	27
Nate Burleson, Nevada (I-A)	↑2002	12	138	1,629	12
Scott Pingel, Westminster (Mo.) (III)	↑1999	10	136	1,648	24
Trevor Inasley, Nevada (I-A)	↑1999	11	134	2,060	13
Howard Twilley, Tulsa (I-A)	↑1965	10	134	1,779	16
Scott Pingel, Westminster (Mo.) (III)	↑1998	10	130	*2,157	26
Alex Van Dyke, Nevada (I-A)	↑1995	11	129	1,854	16
J.R. Tolver, San Diego St. (I-A)	2002	13	128	1,785	13
Stephen Campbell, Brown (I-AA)	↑2000	10	120	1,332	11
Brad Bailey, West Tex. A&M (II)	1994	11	119	1,552	16
Blake Elliott, St. John's (Minn.) (III)	2003	14	117	1,319	13
Chris George, Glenville St. (II)	↑1993	10	117	1,876	15
Kevin Ingram, West Chester (II)	↑1998	11	115	1,673	21
Brian Forster, Rhode Island (I-AA) (TE)	↑1985	10	115	1,617	12
Chas Gessner, Brown (I-AA)	↑2002	10	114	1,166	11
Diamond Wilkins, Nevada (I-A)	↑1996	11	114	1,121	4
Chris George, Glenville St. (II)	↑1994	10	113	1,339	15
Scott Hvistendahl, Augsburg (III)	1998	10	112	1,860	15
Jeff Clay, Catholic (III)	↑1997	10	112	1,625	20
Sean Pender, Valdosta St. (II)	↑1995	11	111	983	2
Flynn Cochran, Rensselaer (III)	2003	12	109	1,274	15
James Jordan, Louisiana Tech (I-A)	↑2000	12	109	1,003	4
Chris Daniels, Purdue (I-A)	1999	11	109	1,133	5
Marcus Harris, Wyoming (I-A)	1996	12	109	1,650	13
Kassim Osgood, San Diego St. (I-A)	2002	13	108	1,552	8
Rashaun Woods, Oklahoma St. (I-A)	2002	13	107	1,695	17
Jamal Allen, Fort Lewis (II)	↑2001	11	106	1,086	7
Fred Gilbert, Houston (I-A)	↑1991	11	106	957	7
Barry Wagner, Alabama A&M (II)	↑1989	11	106	1,812	17
Theo Blanco, Wis.-Stevens Point (III) (RB)	1987	11	#106	#1,616	8
Nate Jackson, Menlo (III)	↑2001	10	105	1,520	17
Chris Penn, Tulsa (I-A)	↑1993	11	105	1,578	12
Matt Holmlund, Augustana (S.D.) (II)	↑2000	11	104	1,365	16
Lance Moore, Toledo (I-A)	↑2003	12	103	1,194	9
Eugene Baker, Kent St. (I-A)	↑1997	11	103	1,549	18
Sherman Smith, Houston (I-A)	↑1992	11	103	923	6
Jerry Rice, Mississippi Val. (I-AA)	↑1984	10	103	1,682	27
Troy Edwards, Louisiana Tech (I-A)	1997	11	102	1,707	13
James Dixon, Houston (I-A)	1988	11	102	1,103	11
Jerry Rice, Mississippi Val. (I-AA)	↑1983	10	102	1,450	14
Javarus Dudley, Fordham (I-AA)	↑2003	12	101	1,439	14
Nate Jackson, Menlo (III)	↑2000	10	101	1,515	16
Mark DeBrito, Bentley (II)	↑1999	11	101	1,637	19
Arnold Jackson, Louisville (I-A)	1999	11	101	1,209	9
Mike Healey, Valparaiso (II)	↑1985	10	101	1,279	11
David Williams, Illinois (I-A)	↑1984	11	101	1,278	8
Kevin Curtis, Utah St. (I-A)	↑2001	11	100	1,531	10
Kwame Cavil, Texas (I-A)	1999	13	100	1,188	6
Deameane Douglas, California (I-A)	1998	11	100	1,150	4
Jay Miller, Brigham Young (I-A)	↑1973	11	100	1,181	8

*Record. †National champion. #Record for a running back.

SEASON RECEPTIONS PER GAME

Player, Team (Division)	Year	G	Rec.	Yards	TD	Rec. PG
Scott Pingel, Westminster (Mo.) (III)	↑1999	10	136	1,648	24	*13.6
Howard Twilley, Tulsa (I-A)	↑1965	10	134	1,779	16	13.4
Scott Pingel, Westminster (Mo.) (III)	↑1998	10	130	*2,157	26	13.0
Manny Hazard, Houston (I-A)	↑1989	11	*142	1,689	22	12.9
Matt Newton, Principia (III)	↑1992	8	98	1,487	14	12.3
Trevor Inasley, Nevada (I-A)	↑1999	11	134	2,060	13	12.2
Matt Newton, Principia (III)	↑1993	8	96	1,080	11	12.0

Player, Team (Division)	Year	G	Rec.	Yards	TD	Rec. PG
Stephen Campbell, Brown (I-AA)	↑2000	10	120	1,332	11	12.0
Nate Burleson, Nevada (I-A)	↑2002	12	138	1,629	12	11.8
Alex Van Dyke, Nevada (I-A)	↑1995	11	129	1,854	16	11.7
Chris George, Glenville St. (II)	↑1993	10	117	1,876	15	11.7
Troy Edwards, Louisiana Tech (I-A)	↑1998	12	140	1,996	27	11.7
Brian Forster, Rhode Island (I-AA) (TE)	↑1985	10	115	1,617	12	11.5
Chas Gessner, Brown (I-AA)	↑2002	10	114	1,166	11	11.4
Chris George, Glenville St. (II)	↑1994	10	113	1,339	15	11.3
Scott Hvistendahl, Augsburg (III)	1998	10	112	1,860	15	11.2
Jeff Clay, Catholic (III)	↑1997	10	112	1,625	20	11.2
Brad Bailey, West Tex. A&M (II)	1994	11	119	1,552	16	10.8
Ben Fox, Hanover (III)	↑1995	9	95	1,087	15	10.6
Sean Munroe, Mass.-Boston (III)	1992	9	95	1,693	17	10.6
Nate Jackson, Menlo (III)	↑2001	10	105	1,520	17	10.5
Kevin Ingram, West Chester (II)	↑1998	11	115	1,673	21	10.5
Diamond Wilkins, Nevada (I-A)	↑1996	11	114	1,121	4	10.4
Jerry Rice, Mississippi Val. (I-AA)	↑1984	10	103	1,682	27	10.3
Scott Faessler, Framingham St. (III)	↑1990	9	92	916	5	10.2
Jerry Rice, Mississippi Val. (I-AA)	↑1983	10	102	1,450	14	10.2
Bruce Cerone, Emporia St. (II)	↑1968	9	91	1,479	15	10.1
Nate Jackson, Menlo (III)	↑2000	10	101	1,515	16	10.1
Mike Healey, Valparaiso (II)	↑1985	10	101	1,279	11	10.1
Sean Pender, Valdosta St. (II)	↑1995	11	111	983	2	10.1
Carlos Ferralls, Glenville St. (II)	↑1996	8	81	965	6	10.1
Stuart Gaussoin, Portland St. (I-AA)	↑1979	9	90	1,132	8	10.0

*Record. †National champion.

SINGLE-GAME RECEPTIONS

No.	Div.	Player, Team (Opponent)	Date
24	I-AA	Chas Gessner, Brown (Rhode Island)	Oct. 5, 2002
24	I-AA	Jerry Rice, Mississippi Val. (Southern U.)	Oct. 1, 1983
23	II	Chris George, Glenville St. (West Va. Wesleyan)	Oct. 15, 1994
23	I-A	Randy Gatewood, UNLV (Idaho)	Sept. 17, 1994
23	III	Sean Munroe, Mass.-Boston (Mass. Maritime)	Oct. 10, 1992
23	II	Barry Wagner, Alabama A&M (Clark Atlanta)	Nov. 4, 1989
22	I-AA	Marvin Walker, North Texas (Tulsa)	Nov. 20, 1982
22	I-A	Jay Miller, Brigham Young (New Mexico)	Nov. 3, 1973
21	I-AA	Carl Morris, Harvard (Dartmouth)	Nov. 2, 2002
21	I-A	Chris Daniels, Purdue (Michigan St.)	Oct. 16, 1999
21	I-AA	Eric Johnson, Yale (Harvard)	Nov. 20, 1999
21	I-A	Troy Edwards, Louisiana Tech (Nebraska)	Aug. 29, 1998
21	II	Kevin Swayne, Wayne St. (Neb.) (Drake)	Nov. 9, 1996
21	II	Jarett Vito, Emporia St. (Truman)	Nov. 4, 1995
21#	I-AA	David Pandt, Montana St. (Eastern Wash.)	Sept. 21, 1985
20	I-A	Kenny Christian, Eastern Mich. (Temple)	Sept. 23, 2000
20	III	Scott Pingel, Westminster (Mo.) (Colorado Col.)	Oct. 30, 1999
20	III	Todd Bloom, Hardin-Simmons (Mississippi Col.)	Oct. 12, 1996
20	III	Kurt Barth, Eureka (Concordia [Wis.])	Sept. 28, 1996
20	I-AA	Tim Hilton, Cal St. Northridge (St. Mary's [Cal.])	Nov. 11, 1995
20	II	Sean Pender, Valdosta St. (Mississippi Col.)	Nov. 4, 1995
20	II	Keylie Martin, N.M. Highlands (Western St.)	Nov. 5, 1994
20	III	Rich Johnson, Pace (Fordham)	Nov. 7, 1987
20	III	Pete Thompson, Carroll (Wis.) [Augustana (Ill.)]	Nov. 4, 1978
20	II	Harold "Red" Roberts, Austin Peay (Murray St.)	Nov. 8, 1969
20	I-A	Rick Eber, Tulsa (Idaho St.)	Oct. 7, 1967

#Record for a running back.

CAREER YARDS

Player, Team (Division)	Years	Rec.	Yards	Avg.	TD	
Scott Pingel, Westminster (Mo.) (III)	1996-99	*436	*6,108	14.0	75	
Trevor Inasley, Nevada (I-A)	1996-99	298	5,005	16.8	35	
Clarence Coleman, Ferris St. (II)	1998-01	323	4,983	15.4	42	
Mark Bartosic, Susquehanna (III)	2000-03	275	4,733	17.2	55	
Scott Hvistendahl, Augsburg (III)	1995-98	285	4,696	16.5	40	
Jerry Rice, Mississippi Val. (I-AA)	1981-84	301	4,693	15.6	50	
Marcus Harris, Wyoming (I-A)	1993-96	259	4,518	17.4	38	
James Roe, Norfolk St. (II)	1992-95	239	4,468	18.7	46	
Rashaun Woods, Oklahoma St. (I-A)	2000-03	293	4,412	15.1	42	
Damon Thompson, Virginia St. (II)	1997-00	268	4,387	16.4	37	
Ryan Yarborough, Wyoming (I-A)	1990-93	229	4,357	19.0	42	
Bruce Cerone, Yankton/Emporia St. (II)	1965-66, 68-69	241	4,354	18.1	49	
Troy Edwards, Louisiana Tech (I-A)	1996-98	280	4,352	15.5	50	
Aaron Turner, Pacific (I-A)	1989-92	266	4,345	16.3	43	
Kurt Barth, Eureka (III)	1994-97	256	4,311	16.8	51	
Terance Mathis, New Mexico (I-A)	1985-87	89	263	4,254	16.2	36
Geoff Noisy, Nevada (I-A)	1995-98	295	4,249	14.4	21	
Jacquay Nunnally, Florida A&M (I-AA)	1997-00	317	4,239	13.4	38	
Robert Clark, N.C. Central (II)	1983-86	210	4,231	±20.1	38	
Blake Elliott, St. John's (Minn.) (III)	2000-03	327	4,200	12.8	56	
Javarus Dudley, Fordham (I-AA)	2000-03	295	4,197	14.2	34	
David Kircus, Grand Valley St. (II)	1999-02	222	4,142	18.7	*76	
Jeff Clay, Catholic (III)	1994-97	269	4,101	15.2	44	

Player, Team (Division)	Years	Rec.	Yards	Avg.	TD
Carlos Ferralls, Glenville St. (II)	1994-97	282	4,091	14.5	53
Darryl DeShields, Greenville (III)	1999-01	248	4,051	16.3	39
Matt Plummer, Dubuque (III)	1996-99	271	4,049	14.9	42
Darius Watts, Marshall (I-A)	2000-03	272	4,031	14.8	47
Rich Musinski, William & Mary (I-AA)	2000-03	219	4,017	18.3	30
Troy Walters, Stanfor (I-A)	1996-99	244	3,986	16.3	26
Nate Jackson, Menlo (III)	1999-01	261	3,976	15.2	43
Jonathon Cain, Wilmington (Ohio) (III)	1998-01	236	3,945	16.7	40
C.J. Johnson, Tennessee St. (I-AA)	2000-03	194	3,903	20.1	32
Chris Myers, Kenyon (II)	1967-70	253	3,897	15.4	33
Dedric Ward, Northern Iowa (I-AA)	1993-96	176	3,876	22.0	41
Roy Williams, Texas (I-A)	2000-03	241	3,866	16.0	36
Sean Morey, Brown (I-AA)	1995-98	251	3,850	15.3	39
Kasey Dunn, Idaho (I-AA)	1988-91	268	3,847	14.4	25
Dale Amos, Frank. & Marsh. (III)	1986-89	233	3,846	16.5	35
Zach Michael, Lawrence (III)	2000-03	248	3,842	15.5	40
Chad Mackey, Louisiana Tech (I-A)	1993-96	264	3,789	14.4	22
Bill Stromberg, Johns Hopkins (III)	1978-81	258	3,776	14.6	39
Shannon Sharpe, Savannah St. (II)	1986-89	192	3,744	19.5	40
Eddie Berlin, Northern Iowa (I-AA)	1997-00	249	3,735	15.0	34
Marc Zeno, Tulane (I-A)	1984-87	236	3,725	15.8	25
Jim Bradford, Carleton (III)	1988-91	212	3,719	17.5	32
Tyrone Johnson, Western St. (II)	1990-93	163	3,717	22.8	35
Mark DeBrito, Bentley (II)	1996-99	238	3,711	15.6	41
Brandon Stokley, La.-Lafayette (I-A)	1995-98	241	3,702	15.4	25
Tim Battaglia, Minn. Duluth (II)	2000-03	189	3,685	19.5	38
Michael Becker, Randolph-Macon (III)	1997-00	273	3,683	13.5	19
Arnold Jackson, Louisville (I-A)	1997-00	300	3,670	12.2	31
Chris Bisailon, Ill. Wesleyan (III)	1989-92	223	3,670	16.5	55
Rennie Benn, Lehigh (I-AA)	1982-85	237	3,662	15.5	44
Matt Newton, Principia (III)	1990-93	287	3,646	12.7	32
Jeff Tiefenthaler, South Dakota St. (II)	1983-86	173	3,621	20.9	31
John Standeford, Purdue (I-A)	2000-03	249	3,618	14.5	27
David Rhodes, UCF (I-AA)	1991-94	213	3,618	17.0	29
Willie Richardson, Jackson St. (II)	1959-62	166	3,616	21.8	36
Johnny Cox, Fort Lewis (II)	1990-93	220	3,611	16.4	33
Mike Gundersdorf, Wilkes (III)	1993-96	205	3,603	17.6	34

*Record. †Record for minimum 180 catches.

CAREER YARDS PER GAME

(Minimum 2,200 Yards; Player must have concluded his career)

Player, Team (Division)	Years	G	Yards	Yd. PG
Chris George, Glenville St. (II)	1993-94	20	3,215	*160.8
Scott Pingel, Westminster (Mo.) (III)	1996-99	39	*6,108	156.6
Alex Van Dyke, Nevada (I-A)	1994-95	22	3,100	140.9
Darryl DeShields, Greenville (III)	1999-01	29	4,051	139.7
Ed Bell, Idaho St. (II)	1968-69	19	2,608	137.3
Nate Jackson, Menlo (III)	1999-01	29	3,976	137.1
Troy Edwards, Louisiana Tech (I-A)	1996-98	34	4,352	128.0
Kevin Curtis, Utah St. (I-A)	2001-02	22	2,789	126.8
Manny Hazard, Houston (I-A)	1989-90	21	2,635	125.5
Bruce Cerone, Yankton/Emporia St. (II)	1965-66, 68-69	36	4,354	120.9
Ron Sellers, Florida St. (I-A)	1966-68	30	3,598	119.9
Tramon Douglas, Grambling (I-AA)	2002-03	22	2,621	119.1
Clarence Coleman, Ferris St. (III)	1998-01	42	4,983	118.6
Mark Bartosic, Susquehanna (III)	2000-03	40	4,733	118.3
Randy Moss, Marshall (I-AA; I-A)	1996-97	23	2,720	118.3
Jim Jones, Widener (III)	1999-01	30	3,523	117.4
Scott Hvistendahl, Augsburg (III)	1995-98	40	4,696	117.4
Derrick Ingram, UAB (I-AA)	1993-94	22	2,572	116.9
Carlos Ferralls, Glenville St. (II)	1994-97	35	4,091	116.9
Damon Thompson, Virginia St. (II)	1997-00	38	4,387	115.4
Adam Marino, Mount Union (III)	1998-00	30	3,436	114.5
Jerry Rice, Mississippi Val. (I-AA)	1981-84	41	4,693	114.5
Jerry Hendren, Idaho (II)	1967-69	30	3,435	114.5
Jeff Clay, Catholic (III)	1994-97	36	4,101	113.9
Trevor Insley, Nevada (I-A)	1996-99	44	5,005	113.8
Nakia Jenkins, Utah St. (I-A)	1996-97	22	2,483	112.9
Elmo Wright, Houston (I-A)	1968-70	30	3,347	111.6
Howard Twilley, Tulsa (I-A)	1963-65	30	3,343	111.4
Chris Myers, Kenyon (II)	1967-70	35	3,897	111.3
Kurt Barth, Eureka (III)	1994-97	39	4,311	110.5
Matt Newton, Principia (III)	1990-93	33	3,646	110.5
Tim McNamara, Trinity (Conn.) (III)	1981-84	21	2,313	110.1
Bryan Reeves, Nevada (I-AA; I-A)	1991; 92-93	31	3,407	109.9
James Roe, Norfolk St. (II)	1992-95	41	4,468	109.0
Chris Penn, Tulsa (I-A)	1991, 93	22	2,370	107.7
Mike Furrey, Northern Iowa (I-AA)	1997-99	33	3,544	107.4
Joe Rettler, Ripon (III)	1997-99	29	3,100	106.9
Geoff Noisy, Nevada (I-A)	1995-98	40	4,249	106.2
Jason Phillips, Houston (I-A)	1987-88	22	2,319	105.4

*Record.

SEASON YARDS

Player, Team (Division)	Year	Rec.	Yards	Avg.	TD
Scott Pingel, Westminster (Mo.) (III)	†1998	130	*2,157	16.6	26
Trevor Insley, Nevada (I-A)	†1999	134	2,060	15.4	13
Troy Edwards, Louisiana Tech (I-A)	†1998	140	1,996	14.3	27
Chris George, Glenville St. (II)	†1993	117	1,876	16.0	15
Scott Hvistendahl, Augsburg (III)	1998	112	1,860	16.6	15
Alex Van Dyke, Nevada (I-A)	†1995	129	1,854	14.4	16
Barry Wagner, Alabama A&M (II)	†1989	106	1,812	17.1	17
J.R. Tolver, San Diego St. (I-A)	†2002	128	1,785	14.0	13
Howard Twilley, Tulsa (I-A)	†1965	134	1,779	13.3	16
Josh Reed, LSU (I-A)	†2001	94	1,740	18.5	7
Chris Perry, Adams St. (II)	†1995	88	1,719	19.5	21
Ashley Lelie, Hawaii (I-A)	2001	84	1,713	20.4	19
Eddie Conti, Delaware (I-AA)	†1998	91	1,712	18.8	10
Troy Edwards, Louisiana Tech (I-A)	†1997	102	1,707	16.7	13
Tramon Douglas, Grambling (I-AA)	†2002	92	1,704	18.5	18
Rashaun Woods, Oklahoma St. (I-A)	2002	107	1,695	15.8	17
Sean Munroe, Mass.-Boston (III)	†1992	95	1,693	17.8	17
Manny Hazard, Houston (I-A)	†1989	*142	1,689	11.9	22
Jerry Rice, Mississippi Val. (I-AA)	†1984	103	1,682	16.3	27
Kevin Ingram, West Chester (II)	†1998	115	1,673	14.5	21
Larry Fitzgerald, Pittsburgh (I-A)	†2003	92	1,672	18.2	22
Marcus Harris, Wyoming (I-A)	†1996	109	1,650	15.1	13
Scott Pingel, Westminster (Mo.) (III)	†1999	136	1,648	12.1	24
Randy Moss, Marshall (I-A)	1997	90	1,647	18.3	25
Ellis DeBrow, Delta St. (II)	†2003	77	1,637	21.3	18
Mark DeBrito, Bentley (II)	1999	101	1,637	16.2	19
Nate Burleson, Nevada (I-A)	2002	138	1,629	11.8	12
Jeff Clay, Catholic (III)	†1997	112	1,625	14.5	25
Brian Forster, Rhode Island (I-AA) (TE)	†1985	115	1,617	14.1	12
Theo Blanco, Wis.-Stevens Point (III) (RB)	1987	#106	#1,616	15.2	8
Aaron Turner, Pacific (I-A)	†1991	92	1,604	17.4	18
Torry Holt, North Carolina St. (I-A)	1998	88	1,604	18.2	11

*Record. †National champion. #Record for a running back.

SEASON YARDS PER GAME

Player, Team (Division)	Year	G	Rec.	Yards	Yd. PG
Scott Pingel, Westminster (Mo.) (III)	†1998	10	130	*2,157	*215.7
Sean Munroe, Mass.-Boston (III)	†1992	9	95	1,693	188.1
Chris George, Glenville St. (II)	†1993	10	117	1,876	187.6
Trevor Insley, Nevada (I-A)	†1999	11	134	2,060	187.3
Scott Hvistendahl, Augsburg (III)	1998	10	112	1,860	186.0
Matt Newton, Principia (III)	†1992	8	98	1,487	185.9
Howard Twilley, Tulsa (I-A)	†1965	10	134	1,779	177.9
Chris Perry, Adams St. (II)	†1995	10	88	1,719	171.9
Alex Van Dyke, Nevada (I-A)	†1995	11	129	1,854	168.5
Jerry Rice, Mississippi Val. (I-AA)	†1984	10	103	1,682	168.2
Troy Edwards, Louisiana Tech (I-A)	†1998	12	140	1,996	166.3
Scott Pingel, Westminster (Mo.) (III)	†1999	10	136	1,648	164.8
Barry Wagner, Alabama A&M (II)	†1989	11	106	1,812	164.7
Bruce Cerone, Emporia St. (II)	†1968	9	91	1,479	164.3
Jeff Clay, Catholic (III)	†1997	10	112	1,625	162.5
Jeff Clay, Catholic (III)	†1996	9	81	1,460	162.2
Brian Forster, Rhode Island (I-AA)	†1985	10	115	1,617	161.7

*Record. †National champion.

SEASON TOUCHDOWN RECEPTIONS

Player, Team (Division)	Year	G	TD
David Kircus, Grand Valley St. (II)	2002	14	*35
David Kircus, Grand Valley St. (II)	2001	10	28
Troy Edwards, Louisiana Tech (I-A)	1998	12	27
Jerry Rice, Mississippi Val. (I-AA)	1984	10	27
Scott Pingel, Westminster (Mo.) (III)	1998	10	26
Randy Moss, Marshall (I-A)	1997	12	25
Dallas Mall, Bentley (II)	2001	12	24
Scott Pingel, Westminster (Mo.) (III)	1999	10	24
Rob Giancola, Valparaiso (I-AA)	2003	12	23
Ben Nelson, St. Cloud St. (II)	2002	11	23
Larry Fitzgerald, Pittsburgh (I-A)	2003	13	22
Blake Elliott, St. John's (Minn.) (III)	2002	14	22
Manny Hazard, Houston (I-A)	1989	11	22
Vincent Snider, Northern Colo. (II)	2003	11	21
David Snider, Grinnell (III)	1998	10	21
Chris Perry, Adams St. (II)	1995	10	21
Ryan Soule, Hartwick (III)	2002	10	20
Ryan Johnson, Hartwick (III)	2001	10	20
Brian Dolph, Saginaw Valley (II)	2000	11	20
Kirk Aikens, Hartwick (III)	1998	10	20
Steve Vagades, Ohio Northern (III)	1998	10	20
Jeff Clay, Catholic (III)	1997	10	20
John Aromando, TCNJ (III)	1983	10	20

Player, Team (Division)	Year	G	TD
Ed Bell, Idaho St. (II)	1969	10	20
Dallas Mall, Bentley (II)	2003	11	19
Tim Battaglia, Minn. Duluth (II)	2002	12	19
Ashley Lelie, Hawaii (I-A)	2001	11	19
Ryan Silvio, Wash. & Jeff. (III)	2000	10	19
Mark DeBrito, Bentley (II)	1999	11	19
Matt Eisenberg, Juniata (III)	1999	10	19
Adam Marino, Mount Union (III)	1999	10	19
Ben Streby, Otterbein (III)	1999	10	19
Jerry Hampton, Rhodes (III)	1997	9	19
Carlos Ferralis, Glenville St. (II)	1997	10	19
Randy Moss, Marshall (I-AA)	1996	11	19
Stanley Flanders, Valdosta St. (II)	1994	11	19
Desmond Howard, Michigan (I-A)	1991	11	19
Ellis DeBrow, Delta St. (II)	2003	11	18
Tramon Douglas, Grambling (I-AA)	2002	12	18
Chris Brewer, Fort Lewis (II)	2002	11	18
Darius Watts, Marshall (I-A)	2001	12	18
Michael Coleman, Widener (III)	2000	10	18
Jai Hill, Indiana (Pa.) (II)	2000	10	18
Chad Husted, Redlands (III)	1999	9	18
Eugene Baker, Kent St. (I-A)	1997	11	18
Ryan Hinske, Wis.-Oshkosh (III)	1997	10	18
Joe Douglass, Montana (I-AA)	1996	11	18
Jamar Nailor, N.M. Highlands (II)	1996	10	18
Wayne Thomas, Miles (II)	1996	10	18
Kurt Barth, Eureka (III)	1995	10	18
Brian Penecale, West Chester (II)	1994	11	18
Aaron Turner, Pacific (I-A)	1991	11	18
Dennis Smith, Utah (I-A)	1989	12	18
Tom Reynolds, San Diego St. (I-A)	1971	10	18

*Record.

SINGLE-GAME YARDS

Yds.	Div.	Player, Team (Opponent)	Date
418	III	Lewis Howes, Principia (Martin Luther)	Oct. 12, 2002
405	I-A	Troy Edwards, Louisiana Tech (Nebraska)	Aug. 29, 1998
401	II	Kevin Ingram, West Chester (Clarion)	Oct. 31, 1998
397	III	Matt Eisenberg, Juniata (Widener)	Nov. 13, 1999
395	III	Scott Pingel, Westminster (Mo.) (Bethel [Tenn.])	Nov. 7, 1998
376	I-AA	Kassim Osgood, Cal Poly (Northern Iowa)	Nov. 4, 2000
370	I-AA	Michael Lerch, Princeton (Brown)	Oct. 12, 1991
370	II	Barry Wagner, Alabama A&M (Clark Atlanta)	Nov. 4, 1989
364	III	Jeff Clay, Catholic (Albright)	Nov. 16, 1996
363	I-A	Randy Gatewood, UNLV (Idaho)	Sept. 17, 1994
363	II	Tom Nettles, San Diego St. (Southern Miss.)	Nov. 9, 1968
362	III	Matt Surette, WPI (Springfield)	Oct. 25, 1997
354	I-AA	Eddie Conti, Delaware (Connecticut)	Nov. 7, 1998
354	II	Robert Clark, N.C. Central (Jackson St.)	Aug. 30, 1986
352	II	Chad Luttrell, Henderson St. (Arkansas Tech)	Oct. 28, 2000
349	I-A	Chuck Hughes, UTEP (North Texas)	Sept. 18, 1965
332	III	Ryan Pifer, Heidelberg (Marietta)	Nov. 8, 1997
332	III	Sean Munroe, Mass.-Boston (Mass. Maritime)	Oct. 10, 1992
330	I-AA	Nate Singleton, Grambling (Virginia Union)	Sept. 14, 1991
327@	I-AA	Brian Forster, Rhode Island (Brown)	Sept. 28, 1985
326	I-A	Nate Burleson, Nevada (San Jose St.)	Nov. 10, 2001
325	II	Paul Zaeske, North Park (North Central [Ill.])	Oct. 12, 1968
322	I-A	Rick Eber, Tulsa (Idaho St.)	Oct. 7, 1967
319	II	Kyle Henderson, West Ala. (Valdosta St.)	Oct. 26, 2002
319	I-AA	Jason Cristino, Lehigh (Lafayette)	Nov. 21, 1992
318	I-A	Harry Wood, Tulsa (Idaho St.)	Oct. 7, 1967
317	II	Richie Ross, Neb.-Kearney (Fort Hays St.)	Nov. 1, 2003
317	II	Dan Fulton, Neb.-Omaha (South Dakota)	Sept. 4, 1976
316	I-AA	Marcus Hinton, Alcorn St. (Chattanooga)	Sept. 10, 1994
316	I-A	Jeff Evans, New Mexico St. (Southern Ill.)	Sept. 30, 1978
314	III	Matt Eisenberg, Juniata (Albright)	Oct. 2, 1999
314	I-A	Alex Van Dyke, Nevada (San Jose St.)	Nov. 18, 1995
310	III	Randell Knapp, Mount Union (Wis.-Whitewater)	Sept. 6, 2003
310	III	Jace Metzner, Ohio Northern (John Carroll)	Oct. 20, 2001
310	III	Jeff Clay, Catholic (La Salle)	Oct. 11, 1997
310	I-A	Chad Mackey, Louisiana Tech (Toledo)	Oct. 19, 1996
310	II	Mike Collodi, Colorado Mines (Westminster [Utah])	Oct. 3, 1970

@Record for a tight end.

Defensive Records

Interceptions

CAREER INTERCEPTIONS

Player, Team (Division[s])	Years	No.	Yards	Avg.
Tom Collins, Indianapolis (II)	1982-85	*37	390	10.5
Ralph Gebhardt, Rochester (II; III)	1972; 73-75	34	406	11.9
Dean Diaz, Humboldt St. (II)	1980-83	31	328	10.6

Player, Team (Division[s])	Years	No.	Yards	Avg.
Bill Grantham, Mo.-Rolla (II)	1977-80	29	263	9.1
Eugene Hunter, Fort Valley St. (II; III)	1972; 73-74	29	479	16.5
Al Brosky, Illinois (I-A)	1950-52	29	356	12.3
Leigh Badden, Duquesne (I-AA)	1999-02	28	297	10.6
Jason Johnson, Shepherd (II)	1991-94	28	321	11.5
Rick Bealer, Lycoming (III)	1987-90	28	279	10.0
Brian Fetterolf, Aurora (III)	1986-89	28	390	13.9
Dave Murphy, Holy Cross (I-AA)	1986-89	28	309	11.0
Andrew Ostrand, Carroll (Wis.) (III)	1990-93	27	258	9.6
Tim Lennon, Curry (III)	1986-89	27	190	7.0
Scott Stanitous, Moravian (III)	1985-88	27	178	6.6
Mike Hintz, Wis.-Platteville (III)	1983-86	27	183	6.8
Martin Bayless, Bowling Green (I-A)	1980-83	27	266	9.9
John Provost, Holy Cross (I-A)	1972-74	27	470	17.4
Cory Mabry, Susquehanna (III)	1988-91	26	400	15.4
Mark Dorner, Juniata (III)	1984-87	26	443	17.0
Tony Woods, Bloomsburg (II)	1982-85	26	105	4.0
Jeff Hughes, Ripon (III)	1975-78	26	333	12.8
Buster West, Gust. Adolphus (II)	1967-70	26	192	7.4

*Record.

SEASON INTERCEPTIONS

Player, Team (Division)	Year	No.	Yards
Ben Matthews, Bethel (Minn.) (III)	†2000	*15	134
Mark Dorner, Juniata (III)	†1987	*15	202
Pierre Thomas, Mo. Western St. (II)	2003	14	362
Rashean Mathis, Bethune-Cookman (I-AA)	†2002	14	*455
Eugene Hunter, Fort Valley St. (II)	†1972	14	211
Luther Howard, Delaware St. (II)	†1972	14	99
Tom Rezzuti, Northeastern (II)	†1971	14	153
Jim Blackwell, Southern U. (II)	†1970	14	196
Carl Ray Harris, Fresno St. (II)	†1970	14	98
Al Worley, Washington (I-A)	†1968	14	130

*Record. †National champion.

Total Tackles

(Since 2000)

CAREER TOTAL TACKLES PER GAME

(Min. 275 Total Tackles; Player must have concluded his career)

Player, Team (Division)	Years	G	Solo	Ast	Total	Avg.
Jason Ocean, Livingston (II)	2000-03	37	193	323	516	*13.95
Josh Cain, Chattanooga (I-AA)	2000-02	34	273	177	450	13.2
Brian Holliday, Fayetteville St. (II)	2001-02	21	91	179	270	12.9
Ron Swearingin, Capital (III)	2000-03	40	282	217	499	12.5
Matt O'Bryant, Millsaps (III)	2000-03	38	236	226	462	12.2
Hanik Milligan, Houston (I-A)	2000-02	34	235	170	405	11.9
Casey Urlacher, Lake Forest (III)	2000-02	31	158	197	355	11.5
Rod Davis, Southern Miss. (I-A)	2000-03	47	*360	166	*526	11.2
Eric Walker, Mo. Western St. (II)	2000-02	31	168	168	336	10.8
Grant Wiley, West Virginia (I-A)	2000-03	47	298	194	492	10.5
Nick Ricks, Eastern Ill. (I-AA)	2000-03	47	298	180	478	10.2
Lee Russell, Western Ill. (I-AA)	2000-03	48	317	163	480	10.0
Dexter Reid, North Carolina (I-A)	2000-03	47	304	162	466	9.9
Steve Sheeler, Stonehill (II)	2000-03	41	230	172	402	9.8
Erik Dandy, Western Ky. (I-AA)	2000-03	45	241	183	424	9.4
Nick Prior, Adams St. (II)	2000-02	32	107	186	293	9.2
Stephen Cooper, Maine (I-AA)	2000-02	33	199	101	300	9.1
John Leake, Clemson (II)	2000-03	49	244	199	443	9.0
Dante Balestracci, Harvard (I-AA)	2000-03	38	200	143	343	9.0

*Record.

SEASON TOTAL TACKLES PER GAME

Player, Team (Division)	Year	G	Solo	Ast	Total	Avg.
Robert Gunn, Earlham (III)	†2000	10	106	72	178	*17.8
Donnie Hohman, Chapman (III)	†2002	10	77	95	172	17.2
Boomer Grigsby, Illinois St. (I-AA)	†2002	11	108	71	179	16.3
Kevin Talley, Norfolk St. (I-AA)	†2003	12	75	120	*195	16.3
Robert Aguilar, Greenville (III)	2000	10	101	61	162	16.2
Josh Cain, Chattanooga (I-AA)	2002	12	113	79	192	16.0
Jason Ocean, Livingstone (II)	†2001	9	50	91	141	15.7
Rick Sherrod, West Virginia (I-A)	†2001	10	102	54	156	15.6
Lance Ramer, Rochester (III)	2000	10	87	69	156	15.6
Kelvin Hutcheson, Averett (III)	†2001	8	56	68	124	15.5
Graham Goldwasser, Williams (III)	†2003	8	43	80	123	15.4
Edgerton Hartwell, Western Ill. (I-AA)	†2000	11	107	62	169	15.4

*Record. †National champion.

CAREER TOTAL TACKLES

Player, Team (Division)	Years	G	Solo	Ast	Total
Rod Davis, Southern Miss. (I-AA)	2000-03	47	*360	166	*526
Jason Ocean, Livingstone (II)	2000-03	37	193	323	516
Ron Swearingin, Capital (III)	2000-03	40	282	217	499
Grant Wiley, West Virginia (I-A)	2000-03	47	298	194	492
Lee Russell, Western Ill. (I-AA)	2000-03	48	317	163	480
Nick Ricks, Eastern Ill. (I-AA)	2000-03	47	298	180	478
Matt O'Bryant, Millsaps (III)	2000-03	38	236	226	472
Dexter Reid, North Carolina (I-A)	2000-03	47	304	162	466
Josh Cain, Chattanooga (I-AA)	2000-02	34	273	177	450
John Leake, Clemson (I-A)	2000-03	49	244	199	443
Erik Dandy, Western Ky. (I-AA)	2000-03	45	241	183	424
Casey McConnell, Kenyon (III)	2001-03	30	234	183	417
Hanik Milligan, Houston (I-A)	2000-02	34	235	170	405
Steve Sheeler, Stonehill (II)	2000-03	41	230	172	402

*Record. †Active player.

SEASON TOTAL TACKLES

Player, Team (Division)	Year	G	Solo	Ast	Total
Kevin Talley, Norfolk St. (I-AA)	†2003	12	75	120	*195
Lawrence Flugence, Texas Tech (I-A)	2002	14	124	69	193
Josh Cain, Chattanooga (I-AA)	2002	12	113	79	192
Josh Buhl, Kansas St. (I-A)	2003	15	109	75	184
Tom Ward, Toledo (I-A)	2002	14	107	73	180
Boomer Grigsby, Illinois St. (I-AA)	2003	12	109	70	179
Boomer Grigsby, Illinois St. (I-AA)	†2002	11	108	71	179
Robert Gunn, Earlham (III)	†2000	10	106	72	178
E.J. Henderson, Maryland (I-A)	2002	14	*135	40	175
Donnie Hohman, Chapman (III)	†2002	10	77	95	172
Dietrich Lapsley, Indiana St. (I-AA)	2002	12	103	68	171
John Leake, Clemson (I-A)	2002	13	81	88	169
Edgerton Hartwell, Western Ill. (I-AA)	†2000	11	107	62	169

*Record. †National champion.

SINGLE-GAME TOTAL TACKLES

Tkls.	Div.	Player, Team (Opponent)	Date
30	II	Shaun Maloney, Minn.-Morris (Minn. St. Moorhead)	Oct. 27, 2001
27	III	Casey McConnell, Kenyon (Centre)	Sept. 7, 2002
26	I-AA	Boomer Grigsby, Illinois St. (Youngstown St.)	Nov. 9, 2002
26	IA	Doug Szymul, Northwestern (Navy)	Sept. 21, 2002
26	IA	Brian Leigeb, Central Mich. (Northern Ill.)	Nov. 17, 2000
25	I-AA	Kevin Talley, Norfolk St. (N.C. A&T)	Oct. 4, 2003
25	I-AA	Nick Ricks, Eastern Ill. (Eastern Ky.)	Oct. 12, 2002
25	IA	Bob Sanders, Iowa (Indiana)	Oct. 20, 2001
25	I-AA	Tim Johnson, Youngstown St. (Hofstra)	Nov. 4, 2000
25	II	Alan Slaughter, Tusculum (Lenoir-Rhyne)	Sept. 30, 2000
24	IA	Rich Constantine, Ohio (Marshall)	Nov. 28, 2003
24	I-AA	Neil Morrissey, Cornell (Colgate)	Oct. 4, 2003
24	IA	Chris Moore, East Caro. (Cincinnati)	Sept. 1, 2003
24	IA	Brad White, Wake Forest (Navy)	Nov. 23, 2002
24	IA	Pernell Griffin, East Caro. (Wake Forest)	Sept. 1, 2001
24	III	Tom Pouliot, FDU-Florham (King's [Pa.])	Nov. 4, 2000

Solo Tackles

CAREER SOLO TACKLES PER GAME

(Min. 225 Solo Tackles; Player must have concluded his career)

Player, Team (Division)	Years	G	Solo	Avg.
Josh Cain, Chattanooga (I-AA)	2000-02	34	273	*8.03
Rod Davis, Southern Miss. (I-AA)	2000-03	47	*360	7.66
Ron Swearingin, Capital (III)	2000-03	40	282	7.05
Hanik Milligan, Houston (I-A)	2000-02	34	235	6.91
Lee Russell, Western Ill. (I-AA)	2000-03	48	317	6.60
Dexter Reid, North Carolina (I-A)	2000-03	47	304	6.47
Grant Wiley, West Virginia (I-A)	2000-03	47	298	6.34
Nick Ricks, Eastern Ill. (I-AA)	2000-03	47	298	6.34
Matt O'Bryant, Millsaps (III)	2000-03	38	236	6.21
Nick Duffy, Northern Ill. (I-A)	2000-03	39	236	6.05
Akil Grant, Northern Ill. (I-A)	2000-03	42	246	5.86

*Record.

SEASON SOLO TACKLES PER GAME

Player, Team (Division)	Year	G	Solo	Avg.
Robert Gunn, Earlham (III)	†2000	10	106	*10.6
Rick Sherrad, West Virginia (I-A)	†2001	10	102	10.2
Robert Aguilar, Greenville (III)	2000	10	101	10.1
Boomer Grigsby, Illinois St. (I-AA)	†2002	11	108	9.82
Edgerton Hartwell, Western Ill. (I-AA)	†2000	11	107	9.73
Hunter Hillenmeyer, Vanderbilt (I-A)	†2002	12	116	9.67
E.J. Henderson, Maryland (I-A)	2002	14	*135	9.64
E.J. Henderson, Maryland (I-A)	2001	11	104	9.45

Player, Team (Division)

Player, Team (Division)	Year	G	Solo	Avg.
Josh Cain, Chattanooga (I-AA)	2002	12	113	9.42
Brendan Givan, Stillman (III)	2000	9	84	9.33

*Record. †National champion.

CAREER SOLO TACKLES

Player, Team (Division)	Years	G	Solo
Rod Davis, Southern Miss. (I-AA)	2000-03	47	*360
Lee Russell, Western Ill. (I-AA)	2000-03	48	317
Dexter Reid, North Carolina (I-A)	2000-03	47	304
Grant Wiley, West Virginia (I-A)	2000-03	47	298
Nick Ricks, Eastern Ill. (I-AA)	2000-03	47	298
Ron Swearingin, Capital (III)	2000-03	40	282
Josh Cain, Chattanooga (I-AA)	2000-02	34	273
Akil Grant, Northern Ill. (I-A)	2000-03	42	246
Matt O'Bryant, Millsaps (III)	2000-03	38	236
Casey McConnell, Kenyon (III)	2001-03	30	234

*Record. †Active player.

SEASON SOLO TACKLES

Player, Team (Division)	Year	G	Solo
E.J. Henderson, Maryland (I-A)	2002	14	*135
Lawrence Flugence, Texas Tech (I-A)	2002	14	124
Rod Davis, Southern Miss. (I-AA)	2002	13	121
Hunter Hillenmeyer, Vanderbilt (I-A)	†2002	12	116
Andre Maddox, North Carolina St. (I-A)	2003	13	113
Josh Cain, Chattanooga (I-AA)	2002	12	113
Rod Davis, Southern Miss. (I-AA)	†2003	12	111
Leroy Hill, Clemson (I-A)	2003	13	110
Josh Buhl, Kansas St. (I-A)	2003	15	109
Boomer Grigsby, Illinois St. (I-AA)	2003	12	109
Boomer Grigsby, Illinois St. (I-AA)	†2002	11	108
Dexter Reid, North Carolina (I-A)	2002	12	107
Tom Ward, Toledo (I-A)	2002	14	107
Edgerton Hartwell, Western Ill. (I-AA)	†2000	11	107
Robert Gunn, Earlham (III)	†2000	10	106

*Record. †National champion.

SINGLE-GAME SOLO TACKLES

Solo	Div	Player, Team (Opponent)	Date
19	IA	Doug Szymul, Northwestern (Navy)	Sept. 21, 2002
18	I-AA	Nick Ricks, Eastern Ill. (Eastern Ky.)	Oct. 12, 2002
18	IA	Nick Duffy, Northern Ill. (Ball St.)	Nov. 17, 2001
18	IA	Brian Leigeb, Central Mich. (Northern Ill.)	Nov. 17, 2000
17	IA	Tom Ward, Toledo (UNLV)	Sept. 21, 2002
17	III	Casey McConnell, Kenyon (Centre)	Sept. 7, 2002
16	IA	Rod Davis, Southern Miss. (TCU)	Nov. 20, 2003
16	III	Ron Swearingin, Capital (Baldwin-Wallace)	Nov. 1, 2003
16	IA	Lewis Moore, Pittsburgh (Toledo)	Sept. 20, 2003
16	IA	E.J. Henderson, Maryland (Wake Forest)	Nov. 30, 2002
16	IA	Dexter Reid, North Carolina (Clemson)	Nov. 9, 2002
16	IA	Quincy Monk, North Carolina (Wake Forest)	Nov. 10, 2001
16	III	Tyler Freeburg, Simpson (Wis.-Oshkosh)	Sept. 8, 2001

Tackles for Loss

CAREER TACKLES FOR LOSS PER GAME

(Min. 25 Tackles for Loss; Player must have concluded his career)

Player, Team (Division)	Year	G	Solo	Ast	Total	Avg.
Steven Wilson, King's (Pa.) (III)	2000-02	32	105	3	*106.5	*3.33
Brendan Givan, Stillman (III)	2000-02	28	74	3	75.5	2.70
Vince King, Wartburg (III)	2000-03	37	83	0	83.0	2.24
Jason Ocean, Livingstone (II)	2000-03	37	68	12	74.0	2.00
Julius Peppers, North Carolina (I-A)	2000-01	23	43	0	43.0	1.87
Terrell Suggs, Arizona St. (I-A)	2000-02	36	65	1	65.5	1.82
Matt O'Bryant, Millsaps (III)	2000-03	38	64	0	64.0	1.68
Sherrad Coates, Western Ky. (I-AA)	2000-02	40	67	0	67.0	1.68
Antwan Peek, Cincinnati (I-A)	2000-02	34	56	0	56.0	1.65
Dan Klecko, Temple (I-A)	2000-02	30	49	0	49.0	1.63
Ron Swearingin, Capital (III)	2000-03	40	64	0	64.0	1.60
Jason Babin, Western Mich. (I-A)	2000-03	47	75	0	75.0	1.60
Paul Hubbard, Northern Colo. (II)	2002-03	25	40	0	40.0	1.60
Mike O'Brien, Western Ill. (I-AA)	2000-03	35	54	0	54.0	1.54
Calvin Pace, Wake Forest (I-A)	2000-02	34	52	0	52.0	1.53
Tully Banta-Cain, California (I-A)	2000-02	34	49	5	51.5	1.51
Aaron McConnell, Pittsburg St. (II)	2000-03	48	69	6	72.0	1.50

*Record.

SEASON TACKLES FOR LOSS PER GAME

Player, Team (Division)	Year	G	Solo	Ast	Total	Avg.
Steven Wilson, King's (Pa.) (III)	†2001	10	37	3	38.5	*3.85
Russ Watson, Worcester St. (III)	†2000	9	32	0	32.0	3.56
Robert Aguilar, Greenville (III)	2000	10	35	0	35.0	3.50

Player, Team (Division)	Year	G	Solo	Ast	Total	Avg.
Quincy Malloy, Methodist (III)	2001	10	34	0	34.0	3.40
Patrick Ryan, Benedictine (III.) (III)	†2002	10	33	0	33.0	3.30
Steven Wilson, King's (Pa.) (III)	2002	12	38	2	*39.0	3.25
Brenden Givan, Stillman (III)	2001	9	29	0	29.0	3.22
Brenden Givan, Stillman (III)	2000	9	25	7	28.5	3.17
Adam Frantz, Lebanon Valley (III)	2001	10	31	0	31.0	3.10
Jeff Heinz, III, Wesleyan (III)	2000	10	31	0	31.0	3.10

*Record. †National champion.

CAREER TACKLES FOR LOSS

Player, Team (Division)	Years	G	Solo	Ast	Total
Steven Wilson, King's (Pa.) (III)	2000-02	32	105	3	*106.5
Vince King, Wartburg (III)	2000-03	37	83	0	83.0
Brendan Given, Stillman (III)	2000-02	28	74	3	75.5
Jason Babin, Western Mich. (I-A)	2000-03	47	75	0	75.0
Aaron McConnell, Pittsburg St. (II)	2000-03	48	69	6	72.0
Sherrad Coates, Western Ky. (I-AA)	2000-02	40	67	0	67.0
Terrell Suggs, Arizona St. (I-A)	2000-02	36	65	1	65.5
Ron Swearingin, Capital (III)	2000-03	40	64	0	64.0
Matt O'Bryant, Millsaps (III)	2000-03	38	64	0	64.0
Valdamar Brower, Massachusetts (I-AA)	2000-03	46	63	0	63.0
Rod Davis, Southern Miss. (I-A)	2000-03	47	60	1	60.5
Shaun Phillips, Purdue (I-A)	2000-03	47	53	13	59.5
Lee Russell, Western Ill. (I-AA)	2000-03	48	58	0	58.0
Jeremy Hood, St. John's (Minn.) (III)	2000-03	47	57	1	57.5
Antwan Peek, Cincinnati (I-A)	2000-02	34	56	0	56.0

*Record.

SEASON TACKLES FOR LOSS

Player, Team (Division)	Year	G	Solo	Ast	Total
Steven Wilson, King's (Pa.) (III)	†2002	12	38	2	*39.0
Steven Wilson, King's (Pa.) (III)	†2001	10	37	3	38.5
Charlie Cook, C.W. Post (II)	†2001	12	36	2	37.0
Steve Baggs, Bethune-Cookman (I-AA)	†2003	12	28	16	36.0
Robert Aguilar, Greenville (III)	2000	10	35	0	35.0
Quincy Malloy, Methodist (III)	2001	10	34	0	34.0
Patrick Ryan, Benedictine (III.) (III)	†2002	10	33	0	33.0
Jason Babin, Western Mich. (I-A)	†2003	12	31	2	32.0
Russ Watson, Worcester St. (III)	†2000	9	32	0	32.0
Terrell Suggs, Arizona St. (I-A)	†2002	14	27	9	31.5
Sherrad Coates, Western Ky. (I-AA)	2002	15	31	0	31.0
Adam Frantz, Lebanon Valley (III)	2001	10	31	0	31.0
Jeff Heinz, III, Wesleyan (III)	2000	10	31	0	31.0

*Record. †National champion.

SINGLE-GAME TACKLES FOR LOSS

TFL	Div.	Player, Team (Opponent)	Date
8.0	I-AA	Sherrad Coates, Western Ky. (Indiana St.)	Oct. 26, 2002
8.0	III	Brendan Given, Stillman (Pikeville)	Sept. 1, 2001
7.0	I-AA	Greg Pitts, Texas St. (Texas Southern)	Sept. 21, 2002
7.0	I-A	Richard Seigler, Oregon St. (Arizona St.)	Oct. 20, 2001
7.0	III	Jon Foss, Bethel (Minn.) (Gust. Adolphus)	Sept. 22, 2001
7.0	I-A	Chris Johnson, Kansas St. (Kansas)	Oct. 7, 2000
6.5	I-A	Alex Lewis, Wisconsin (Purdue)	Oct. 18, 2003
6.5	III	Daniel McCall, Muhlenberg (Ursinus)	Oct. 18, 2003
6.5	III	Dylan Tarr, Rose-Hulman (Millsaps)	Oct. 18, 2003
6.5	I-A	Terrell Suggs, Arizona St. (Washington)	Oct. 26, 2002
6.5	III	Steven Wilson, King's (Pa.) (Delaware Valley)	Sept. 15, 2001
6.0	I-AA	Chad Kincaid, Western Ky. (Youngstown St.)	Nov. 15, 2003
6.0	III	Littleton Dean, East Tex. Baptist (Mary Hardin-Baylor)	Nov. 8, 2003
6.0	I-AA	Erik Dandy, Western Ky. (Southern Ill.)	Nov. 1, 2003
6.0	II	Matt Dubowski, Mercyhurst (Indianapolis)	Oct. 25, 2003
6.0	I-AA	Jerame Southern, James Madison (Hofstra)	Sept. 20, 2003
6.0	I-AA	Michael Young, Nicholls St. (Bethel [Tenn.])	Aug. 28, 2003
6.0	III	Jed Mooney, Millsaps (Rhodes)	Nov. 9, 2002
6.0	III	John Longo, Cortland St. (Kean)	Sept. 21, 2002
6.0	III	Jed Mooney, Millsaps (Mississippi Col.)	Sept. 7, 2002
6.0	II	Dave Armstrong, Bloomsburg (Indiana [Pa.])	Sept. 7, 2002
6.0	I-AA	Valdamar Brower, Massachusetts (Rhode Island)	Nov. 17, 2001
6.0	II	Joe Spuhler, Wayne St. (Mich.) (Indianapolis)	Oct. 27, 2001
6.0	I-A	Nate Balling, Wake Forest (Maryland)	Sept. 22, 2001
6.0	I-A	Wendell Bryant, Wisconsin (Penn St.)	Sept. 22, 2001
6.0	I-A	Akin Ayodele, Purdue (Cincinnati)	Sept. 2, 2001
6.0	I-AA	Eric Allen, Tennessee Tech (Eastern Ill.)	Nov. 21, 2000
6.0	I-A	James Davis, West Virginia (East Caro.)	Nov. 18, 2000
6.0	II	Davin Thompson, Winona St. (Minn. Duluth)	Nov. 4, 2000
6.0	I-A	Julius Peppers, North Carolina (Virginia)	Oct. 28, 2000
6.0	III	David Hahm, Wis. Lutheran (Rockford)	Sept. 30, 2000

Pass Sacks

CAREER PASS SACKS PER GAME

(Min. 18 Pass Sacks; Player must have concluded his career)

Player, Team (Division)	Years	G	Solo	Ast	Total	Avg.
Steven Wilson, King's (Pa.) (III)	2000-02	32	49	0	*49.0	*1.52
Brendan Given, Stillman (III)	2000-02	28	41	0	41.0	1.46
Charlie Cook, C.W. Post (II)	2000-01	19	27	0	27.0	1.42
Terrell Suggs, Arizona St. (I-A)	2000-02	36	44	0	44.0	1.22
Julius Peppers, North Carolina (I-A)	2000-01	23	24	1	24.5	1.07
Casey Carlson, Pacific Lutheran (III)	2000-03	36	34	0	34.0	0.94
Dan Klecko, Temple (I-A)	2000-02	30	26	0	26.0	0.87
Jason Babin, Western Mich. (I-A)	2000-03	47	38	0	38.0	0.81
Calvin Pace, Wake Forest (I-A)	2000-02	34	27	0	27.0	0.79
Antwan Peek, Cincinnati (I-A)	2000-02	34	27	0	27.0	0.79
Tully Banta-Cain, California (I-A)	2000-02	34	25	3	26.5	0.78
Paul Hubbard, Northern Colo. (II)	2002-03	25	19	1	19.5	0.78
Bo Schobel, TCU (I-A)	2000-03	37	28	1	28.5	0.77
Vince King, Wartburg (III)	2000-03	37	28	1	28.5	0.77
Kenechi Udeze, Southern California (I-A)	2001-03	37	28	0	28.0	0.76

*Record.

SEASON PASS SACKS PER GAME

Player, Team (Division)	Year	G	Solo	Ast	Total	Avg.
Russ Watson, Worcester St. (III)	†2000	9	24	0	*24.0	*2.67
Steven Wilson, King's (Pa.) (III)	†2001	10	18	3	19.5	1.95
Josh Stinehour, Union (N.Y.) (III)	2001	10	18	2	19.0	1.90
Michael Gardner, Benedictine (III.) (III)	2000	10	19	0	19.0	1.90
Andrew Hollingsworth, Towson (I-AA)	†2000	9	16	2	17.0	1.89
Brenden Givan, Stillman (III)	2000	9	16	2	17.0	1.89
Mark Seagraves, Lycoming (III)	2000	9	17	0	17.0	1.89
Robert Mathis, Alabama A&M (I-AA)	†2002	11	19	2	20.0	1.82
Edith Forestal, Defiance (III)	2000	10	18	0	18.0	1.80
Lance Ramer, Rochester (III)	2000	10	17	2	18.0	1.80

*Record. †National champion.

CAREER PASS SACKS

Player, Team (Division)	Years	G	Solo	Ast	Total
Steven Wilson, King's (Pa.) (III)	2000-02	32	49	0	*49.0
Terrell Suggs, Arizona St. (I-A)	2000-02	36	44	0	44.0
Brendan Given, Stillman (III)	2000-02	28	41	0	41.0
Jason Babin, Western Mich. (I-A)	2000-03	47	38	0	38.0
Jeremy Hood, St. John's (Minn.) (III)	2000-03	47	38	0	38.0
Casey Carlson, Pacific Lutheran (III)	2000-03	36	34	0	34.0
Shaun Phillips, Purdue (I-A)	2000-03	47	31	5	33.5
Tim Bush, Montana (I-AA)	2000-03	48	28	7	31.5
Dave Ball, UCLA (I-A)	2000-03	49	30	1	30.5
K.T. Stovall, Appalachian St. (I-AA)	2000-03	50	28	5	30.5
Matt Mitchell, Northern Iowa (I-AA)	2000-03	46	30	0	30.0
Jorge Cordova, Nevada (I-A)	2000-03	42	28	2	29.0
Sherrad Coates, Western Ky. (I-AA)	2000-02	40	29	0	29.0
Bo Schobel, TCU (I-A)	2000-03	37	28	1	28.5
Kenechi Udeze, Southern California (I-A)	2001-03	37	28	0	28.0

*Record.

SEASON PASS SACKS

Player, Team (Division)	Year	G	Solo	Ast	Total
Terrell Suggs, Arizona St. (I-A)	†2002	14	23	2	*24.0
Russ Watson, Worcester St. (III)	†2000	9	24	0	*24.0
Charlie Cook, C.W. Post (II)	†2001	12	20	1	20.5
Robert Mathis, Alabama A&M (I-AA)	†2002	11	19	2	20.0
Steven Wilson, King's (Pa.) (III)	†2001	10	18	3	19.5
Josh Stinehour, Union (N.Y.) (III)	2001	10	18	2	19.0
Andy Petek, Montana (I-AA)	2000	11	19	0	19.0
Michael Gardner, Benedictine (III.) (III)	2000	10	19	0	19.0
Walter Curry, Albany St. (Ga.) (II)	†2003	12	13	10	18.0
Edith Forestal, Defiance (III)	2000	10	18	0	18.0
Lance Ramer, Rochester (III)	2000	10	17	2	18.0

*Record. †National champion.

SINGLE-GAME PASS SACKS

PS	Div.	Player, Team (Opponent)	Date
5.0	II	Matt Sola, Kutztown (Millersville)	Oct. 25, 2003
5.0	I-A	Alex Lewis, Wisconsin (Purdue)	Oct. 18, 2003
5.0	III	Daniel McCall, Muhlenberg (Ursinus)	Oct. 18, 2003
5.0	I-AA	Maurice Troutman, Ark.-Pine Bluff (Mississippi Val.)	Sept. 6, 2003
5.0	III	Aaron Brennan, Fitchburg St. (Maine Maritime)	Oct. 19, 2002
5.0	III	J.J. Zearley, Wartburg (Loras)	Oct. 5, 2002
5.0	I-A	James Harrison, Kent St. (Miami [Ohio])	Nov. 24, 2001
5.0	II	Luke Larson, Quincy (Westminster [Mo.])	Oct. 6, 2001
5.0	I-A	Wendell Bryant, Wisconsin (Penn St.)	Sept. 22, 2001
5.0	III	Steven Wilson, King's (Pa.) (Delaware Valley)	Sept. 15, 2001

PS	Div.	Player, Team (Opponent)	Date
4.5	I-AA	Steve Lhotak, Pennsylvania (Harvard)	Nov. 15, 2003
4.5	I-AA	Tyree Broden, McNeese St. (Sam Houston St.)	Oct. 25, 2003
4.5	III	Dylan Tarr, Rose-Hulman (Millsaps)	Oct. 18, 2003
4.5	III	Jake Vieck, Rose-Hulman (Millsaps)	Oct. 18, 2003
4.5	I-A	Jorge Cordova, Nevada (Washington)	Oct. 11, 2003
4.5	I-AA	Michael Young, Nicholls St. (Bethel [Tenn.])	Aug. 28, 2003
4.5	I-A	Terrell Suggs, Arizona St. (Washington)	Oct. 26, 2002
4.5	I-A	Tully Banta-Cain, California (New Mexico St.)	Sept. 7, 2002

Passes Defended

CAREER PASS DEFENDED PER GAME

(Min. 30 Passes Defended; Player must have concluded his career)

Player, Team (Division)	Years	G	PBU	Int	Total	Avg.
Kip Daniels, Aurora (III)	2000-01	19	37	13	50	*2.63
Jarrold Pence, Moravian (III)	2001-02	21	46	8	54	2.57
Chris Spiegel, Benedictine (III.) (III)	2001-02	20	36	15	51	2.55
Evan Zupancic, Tufts (III)	2000-02	24	44	15	60	2.50
Eric Moe, Wis.-Stout (III)	2001-02	19	30	13	43	2.26
Kory Schramm, Hartwick (III)	2000-02	30	45	20	*65	2.17
Joey Flora, Indiana (Pa.) (II)	2000-01	17	20	10	30	1.76
Rayshun Reed, Troy St. (I-A)	2000-03	31	43	10	53	1.71
Phil Crumb, Fayetteville St. (II)	2000-01	20	27	5	32	1.60
Michael Jolivet, Arizona (I-A)	2000-03	36	44	12	56	1.56
Bobby Sippio, Western Ky. (I-AA)	2000-01	22	18	15	33	1.50
Rob Keefe, Mercyhurst (II)	2000-03	40	48	8	56	1.40
Brian King, West Virginia (I-A)	2000-03	46	54	10	64	1.39
Greg Brooks, Southern Miss. (I-A)	2000-03	43	47	9	56	1.30
Eric Mickelson, St. Cloud St. (II)	2000-03	42	45	6	51	1.21
Blue Adams, Cincinnati (I-A)	2000-02	35	30	12	42	1.20

*Record.

SEASON PASSES DEFENDED PER GAME

Player, Team (Division)	Year	G	PBU	Int	Total	Avg.
Jarrold Pence, Moravian (III)	†2001	10	31	5	*36	3.60
Anthony Cooks, Fairmont St. (II)	†2001	9	28	4	32	3.56
Kip Daniels, Aurora (III)	2001	9	23	9	32	3.56
Johnny Kelly, Williams (III)	2001	8	23	4	27	3.38
Kennard Davis, Thiel (III)	2001	10	23	9	32	3.20
Chris Spiegel, Benedictine (III.) (III)	2001	10	25	7	32	3.20
James Patrick, Stillman (III)	†2002	10	20	11	31	3.10
B.J. Harvey, Illinois Col. (III)	2001	10	25	6	31	3.10
Evan Zupancic, Tufts (III)	†2000	8	18	6	24	3.00

*Record. †National champion.

CAREER PASSES DEFENDED

Player, Team (Division)	Years	G	PBU	Int	Total
Kory Schramm, Hartwick (III)	2000-02	30	45	20	*65
Brian King, West Virginia (I-A)	2000-03	46	54	10	64
Evan Zupancic, Tufts (III)	2000-02	24	44	16	60
B.J. Harvey, Illinois Col. (III)	2000-03	39	45	13	58
Michael Jolivet, Arizona (I-A)	2000-03	36	44	12	56
Rob Keefe, Mercyhurst (II)	2000-03	40	48	8	56
Jarrold Pence, Moravian (III)	2001-02	21	46	8	54
Greg Brooks, Southern Miss. (I-A)	2000-03	43	47	6	53
Rayshun Reed, Troy St. (I-A)	2000-03	31	43	10	53
†Kennard Davis, Thiel (III)	2001-03	30	36	17	53
Randee Drew, Northern Ill. (I-A)	2000-03	44	38	14	52
Eric Mickelson, St. Cloud St. (II)	2000-03	42	45	6	51
Chris Spiegel, Benedictine (III.) (III)	2001-02	20	36	15	51
Kip Daniels, Aurora (III)	2000-01	19	37	13	50
Vince Thompson, Northern Ill. (I-A)	2000-03	30	28	15	43
Eric Moe, Wis.-Stout (III)	2001-02	19	30	13	43
Scott Starks, Wisconsin (I-A)	2001-03	39	36	6	42
Blue Adams, Cincinnati (I-A)	2000-02	35	30	12	42

*Record. †Active player.

SEASON PASSES DEFENDED

Player, Team (Division)	Year	G	PBU	Int	Total
Jarrold Pence, Moravian (III)	†2001	10	31	5	*36
Nathan Vasher, Texas (I-A)	†2003	13	26	6	32
Corey Webster, LSU (I-A)	2003	14	25	7	32
Jason Goss, TCU (I-A)	†2002	12	24	8	32
Anthony Cooks, Fairmont St. (II)	†2001	9	28	4	32
Kip Daniels, Aurora (III)	2001	9	23	9	32
Kennard Davis, Thiel (III)	2001	10	23	9	32
Chris Spiegel, Benedictine (III.) (III)	2001	10	25	7	32
Lynaris Elpheage, Tulane (I-A)	2002	13	23	8	31
James Patrick, Stillman (III)	†2002	10	20	11	31
B.J. Harvey, Illinois Col. (III)	2001	10	25	6	31
Jason Patterson, Central Wash. (II)	2001	11	19	11	30

*Record. †National champion.

SINGLE-GAME PASSES DEFENDED

PD	Div.	Player, Team (Opponent)	Date
10	III	James Patrick, Stillman (Edward Waters)	Nov. 2, 2002
8	I-A	Joselio Hanson, Texas Tech (Oklahoma St.)	Nov. 9, 2002
7	II	Rob Keefe, Mercyhurst (Indianapolis)	Oct. 25, 2003
7	I-A	Jason Goss, TCU (Tulane)	Nov. 9, 2002
7	I-A	Korey Banks, Mississippi St. (Memphis)	Oct. 19, 2002
7	III	Kyle Westphal, Simpson (Washington-St. Louis)	Sept. 7, 2002
7	III	Derrick Brantley, Wesleyan (Conn.) (Colby)	Oct. 6, 2001
7	I-A	Nashville Dyer, Kent St. (Bucknell)	Sept. 8, 2001
7	I-A	Demerist Whitfield, Northern Ill. (Illinois St.)	Sept. 9, 2000

Forced Fumbles

CAREER FORCED FUMBLES PER GAME

(Min. 20 Games Played; Player must have concluded his career)

Player, Team (Division)	Years	G	FF	Avg.
Robert Mathis, Alabama A&M (I-AA)	2001-02	22	13	*0.59
Antwan Peek, Cincinnati (I-A)	2000-02	34	*14	0.41
Tom Canada, California (I-A)	2001-02	20	8	0.40
Terrell Suggs, Arizona St. (I-A)	2000-02	36	*14	0.39
Kenechi Udeze, Southern California (I-A)	2001-03	37	*14	0.38
Sherrod Coates, Western Ky. (I-AA)	2000-02	40	13	0.33
Jared Ziemke, Minn. St. Mankato	\$1999-03	45	13	0.29
Guss Scott, Florida (I-A)	2000-03	49	11	0.22
Lee Russell, Western Ill. (I-AA)	2000-03	48	10	0.21
Brendan Curry, Maine (I-AA)	2000-02	34	7	0.21
K.T. Stovall, Appalachian St. (I-AA)	2000-03	50	10	0.20
Garrett Padgett, Tiffin (II)	2000-03	41	8	0.20
Osi Umenyiora, Troy St. (I-A)	2000-02	35	7	0.20

*Record. †See Page 10 for explanation.

SEASON FORCED FUMBLES PER GAME

Player, Team (Division)	Year	G	FF	Avg.
Robert Mathis, Alabama A&M (I-AA)	†2002	11	*10	*0.91
Tony Pate, Concordia (III.) (III)	†2000	9	8	0.89
Jared Ziemke, Minn. St. Mankato (II)	†2003	11	8	0.73
Bryan Eakin, Neb.-Kearney (II)	†2001	10	7	0.70
Casey Carlson, Pacific Lutheran (III)	†2003	9	6	0.67
Tom Canada, California (I-A)	†2002	9	6	0.67
Courtney Johnson, Fairmont St. (II)	2001	9	6	0.67
Dwight Freaney, Syracuse (I-A)	†2001	12	8	0.67
Eric Tinsley, Concordia (III.) (III)	2000	9	6	0.67
Al Sullivan, Midwestern St. (II)	†2002	11	7	0.64
Roderick Hutchins, McMurry (III)	2003	8	5	0.63
Greg Boucher, Western Conn. St. (III)	†2001	8	5	0.63
Quintin Mikell, Boise St. (I-A)	2002	13	8	0.62

*Record. †National champion.

CAREER FORCED FUMBLES

Player, Team (Division)	Years	G	FF
Terrell Suggs, Arizona St. (I-A)	2000-02	36	*14
Antwan Peek, Cincinnati (I-A)	2000-02	34	*14
Kenechi Udeze, Southern California (I-A)	2001-03	37	*14
Jared Ziemke, Minn. St. Mankato	\$1999-03	45	13
Robert Mathis, Alabama A&M (I-AA)	2001-02	22	13
Sherrod Coates, Western Ky. (I-AA)	2000-02	40	13
Guss Scott, Florida (I-A)	2000-03	49	11



Alabama A&M's Robert Mathis forced 13 fumbles in 22 games in 2001 and 2002 to lead all divisions with a 0.59 average.

Player, Team (Division)	Years	G	FF
K.T. Stovall, Appalachian St. (I-AA)	2000-03	50	10
Lee Russell, Western Ill. (I-AA)	2000-03	48	10
Shaun Phillips, Purdue (I-A)	2000-03	47	9
Ryan Claridge, UNLV (I-A)	2000-03	46	9

*Record. \$See Page 10 for explanation.

SEASON FORCED FUMBLES

Player, Team (Division)	Year	G	FF
Robert Mathis, Alabama A&M (I-AA)	†2002	11	*10
Jared Ziemke, Minn. St. Mankato (II)	†2003	11	8
Quintin Mikell, Boise St. (I-A)	2002	13	8
Tony Pate, Concordia (III) (III)	†2000	9	8
Dwight Freaney, Syracuse (I-A)	†2001	12	8
Grant Wiley, West Virginia (I-A)	2003	13	7
Al Sullivan, Midwestern St. (II)	†2002	11	7
Nick Ricks, Eastern Ill. (I-AA)	2002	12	7
Claude Harriott, Pittsburgh (I-A)	2002	13	7
Michael Haynes, Penn St. (I-A)	2002	13	7
Phillip Perry, San Jose St. (I-A)	2002	13	7
Antwan Peek, Cincinnati (I-A)	2002	14	7
Bryan Eakin, Neb.-Kearney (II)	†2001	10	7

*Record. †National champion.

SINGLE-GAME FORCED FUMBLES

FF	Div.	Player, Team (Opponent)	Date
4	II	Rob White, Western Wash. (Fort Lewis)	Sept. 14, 2002
3	II	Colin Tozer, Millersville (West Chester)	Nov. 8, 2003
3	II	Javon Allen, Western Ore. (Central Wash.)	Nov. 1, 2003
3	I-A	Grant Wiley, West Virginia (Cincinnati)	Sept. 13, 2003
3	III	Joe Solliit, Concordia (III.) (Benedictine (III.))	Nov. 2, 2002
3	I-A	Quintin Mikell, Boise St. (Hawaii)	Oct. 5, 2002
3	I-A	Mason Unck, Arizona St. (Stanford)	Sept. 28, 2002
3	I-A	Antwan Peek, Cincinnati (La.-Monroe)	Dec. 1, 2001
3	I-AA	Sterling Rogers, Texas St. (Portland St.)	Oct. 6, 2001
3	III	Greg Boucher, Western Conn. St. (Mount Ida)	Sept. 8, 2001
3	II	Roger Williams, Indiana (Pa.) (Millersville)	Nov. 11, 2000
3	I-A	DeLawrence Grant, Oregon St. (San Diego St.)	Sept. 23, 2000

Punt Returns

CAREER AVERAGE

(Minimum 1.2 Returns Per Game; Minimum 30 Returns)

Player, Team (Division[s])	Years	No.	Yards	Avg.
Billy Johnson, Widener (II; III)	1971-72; 73	40	989	*24.7
Jack Mitchell, Oklahoma (I-A)	1946-48	39	922	23.6
Keith Winston, Knoxville (III)	1986-87	30	686	22.9
Kevin Doherty, Mass. Maritime (III)	1976-78, 80	45	939	20.9
James Rooths, Shepherd (II)	1997-00	59	1,223	**20.7
Chuck Downey, Stony Brook (III)	1984-87	59	1,198	20.3
Chuck Goehl, Monmouth (III.) (II)	1970-72	48	911	19.0
Eddie Macon, Pacific (I-A)	1949-51	48	907	18.9
Jackie Robinson, UCLA (I-A)	1939-40	37	694	18.8
Willie Canady, Fort Valley St. (III)	1979-82	41	772	18.8

*Record. **Record for minimum 50 returns.

SEASON AVERAGE

(Minimum 1.2 Returns Per Game and Qualifiers for Championship)

Player, Team (Division)	Year	No.	Yards	Avg.
Billy Johnson, Widener (II)	†1972	15	511	*34.1
Chuck Downey, Stony Brook (III)	†1986	17	530	31.2
Kevin Doherty, Mass. Maritime (III)	†1976	11	332	30.2
Dennis Robinson, Wesleyan (Conn.) (III)	†1978	9	263	29.2
Robert Middlebrook, Knoxville (III)	†1984	9	260	28.9
Joe Troise, Kean (III)	†1974	12	342	28.5
William Williams, Livingstone (II)	†1976	16	453	28.3
Terry Egerdahl, Minn. Duluth (II)	†1975	13	360	27.7
Melvin Dillard, Ferrum (III)	†1990	25	688	27.5
Elliot Turner, Greenville (III)	†2000	14	385	27.5
Chris McKinney, Guilford (III)	†2001	20	533	26.7
Eric Green, Benedictine (III.) (III)	†1993	13	346	26.6
Curtis DeLoatch, N.C. A&T (I-AA)	†2001	20	530	26.5
Bill Blackstock, Tennessee (I-A)	1951	12	311	25.9
Rodney Woodruff, Arkansas Tech (II)	†2000	12	305	25.4
George Sims, Baylor (I-A)	1948	15	375	25.0
Ennis Thomas, Bishop (II)	†1971	18	450	25.0

*Record. †National champion.

Kickoff Returns

CAREER AVERAGE

(Minimum 1.2 Returns Per Game; Minimum 30 Returns)

Player, Team (Division)	Years	No.	Yards	Avg.
Anthony Davis, Southern California (I-A)	1972-74	37	1,299	*35.1
Eric Booth, Southern Miss. (I-A)	1994	35	1,135	32.4
Overton Curtis, Utah St. (I-A)	1957-58	32	991	31.0
Fred Montgomery, New Mexico St. (I-A)	1991-92	39	1,191	30.5
Lamont Brightful, Eastern Wash. (I-AA)	1998-01	65	1,949	30.0
Karl Evans, Mo. Southern St. (II)	1991-92	32	959	30.0
Kevin Cannon, Millersville (II)	1992-95	67	1,999	29.8
Troy Brown, Marshall (I-AA)	1991-92	32	950	29.7
Dave Ludy, Winona St. (II)	1991-94	89	2,630	29.6
Charles Swann, Indiana St. (I-AA)	1989-91	45	1,319	29.3
Altie Taylor, Utah St. (I-A)	1966-68	40	1,170	29.3
Daryl Brown, Tufts (III)	1974-76	38	1,111	29.2
Joshua Carter, Muhlenberg (III)	1998-01	75	2,189	29.2
Stan Brown, Purdue (I-A)	1968-70	49	1,412	28.8
Henry White, Colgate (I-A)	1974-77	41	1,180	28.8
Kevin Johnson, Syracuse (I-A)	1995-98	50	1,437	28.7
Doug Parrish, San Fran. St. (II)	1990	35	1,002	28.6
Jeremiah Pope, C.W. Post (II)	2000-03	58	1,656	28.6
Craig Richardson, Eastern Wash. (I-AA)	1983-86	71	2,021	28.5

*Record.

SEASON AVERAGE

(Minimum 1.2 Returns Per Game and Qualifiers for Championship)

Player, Team (Division)	Year	No.	Yards	Avg.
Brandon Steinheim, Wesley (III)	†1994	10	422	*42.2
Paul Allen, Brigham Young (I-A)	1961	12	481	40.1
D.J. Flick, Slippery Rock (II)	†2000	14	558	39.9
Jason Martin, Coe (III)	†1992	11	438	39.8
Tremain Mack, Miami (Fla.) (I-A)	†1996	13	514	39.5
LaVon Reis, Western St. (II)	†1993	14	552	39.4
Danny Lee, Jacksonville St. (II)	†1992	12	473	39.4
Leeland McElroy, Texas A&M (I-A)	†1993	15	590	39.3
Tony Hill, Salisbury (III)	†1998	14	549	39.2
Fran DeFalco, Assumption (II)	1993	12	461	38.4
Forrest Hall, San Francisco (I-A)	1946	15	573	@38.2
David Fraterrigo, Canisius (I-AA)	†1993	13	485	37.3
Brian Bratton, Furman (I-AA)	†2001	14	521	37.2
Brian Sump, Colorado Mines (II)	†2001	21	780	37.1
Derek Stanley, Wis.-Whitewater (III)	†2003	12	443	36.9
Nate Kirtman, Pomona-Pitzer (III)	†1990	14	515	36.8
Kendall James, Carson-Newman (II)	1993	15	549	36.6
Kerry Hayes, Western Caro. (I-AA)	1993	16	584	36.5
Tom Myers, Coe (III)	†1983	11	401	36.5
Tony Ball, Chattanooga (I-A)	†1977	13	473	36.4
Ron Scott, Occidental (III)	1983	10	363	36.3
Alan Hill, DePauw (III)	1980	12	434	36.2
Cordell Roane, Richmond (I-AA)	†1999	13	470	36.2
Roscoe Word, Jackson St. (II)	†1973	18	650	36.1
Steve Levenseller, Puget Sound (II)	†1978	17	610	35.9
Trevor Shannon, Wartburg (III)	†1996	14	501	35.8
George Marinkov, North Carolina St. (I-A)	1954	13	465	35.8

*Record. †National champion. @ Record for minimum 1.5 returns per game.

Field Goals

(One-inch tees were permitted in 1949, two-inch tees were permitted in 1965, and use of tees was eliminated before the 1989 season. The goal posts were widened from 18 feet, 6 inches to 23 feet, 4 inches in 1959 and were narrowed back to 18 feet, 6 inches before the 1991 season. The hash marks were moved six feet, eight inches closer to the center of the field to 60 feet from each sideline in 1993.)

CAREER FIELD GOALS

Player, Team (Division)	Years	FGM	FGA	Pct.
Billy Bennett, Georgia (S) (I-A)	2000-03	*87	*110	.791
Jeff Jaeger, Washington (S) (I-A)	1983-86	80	99	.808
John Lee, UCLA (S) (I-A)	1982-85	79	92	*.859
Philip Doyle, Alabama (S) (I-A)	1987-90	78	105	.743
Luis Zendejas, Arizona St. (S) (I-A)	1981-84	78	105	.743
Max Zendejas, Arizona (S) (I-A)	1982-85	77	104	.740
Kevin Butler, Georgia (S) (I-A)	1981-84	77	98	.786
Steve Azar, Northern Ill. (S) (I-A)	2000-03	73	92	.793
Carlos Huerta, Miami (Fla.) (S) (I-A)	1988-91	73	91	.802
Derek Schmidt, Florida St. (S) (I-A)	1984-87	73	104	.702
Marty Zendejas, Nevada (S) (I-AA)	1984-87	72	90	.800
Kirk Roach, Western Caro. (S) (I-AA)	1984-87	71	102	.696
Fuad Reveiz, Tennessee (S) (I-A)	1981-84	71	95	.747

Player, Team (Division)	Years	FGM	FGA	Pct.
Chris Snyder, Montana (S) (I-AA)	2000-03	70	105	.667
Roman Anderson, Houston (S) (I-A)	1988-91	70	101	.693
Barry Belli, Fresno St. (S) (I-A)	1984-87	70	99	.707
Tony Zendejas, Nevada (S) (I-AA)	1981-83	70	86	.814
Collin Mackie, South Carolina (S) (I-A)	1987-90	69	95	.726
Shayne Graham, Virginia Tech (S) (I-A)	1996-99	68	93	.731
Gary Gussman, Miami (Ohio) (S) (I-A)	1984-87	68	94	.723
Larry Roach, Oklahoma St. (S) (I-A)	1981-84	68	101	.673
Jeff Chandler, Florida (S) (I-A)	1998-01	67	80	.838
Scott Shields, Weber St. (S) (I-AA)	1995-98	67	90	.744

*Record. (S) Soccer-style kicker.

SEASON FIELD GOALS

Player, Team (Division)	Year	FGM	FGA	Pct.
Billy Bennett, Georgia (S) (I-A)	2003	*31	38	.816
John Lee, UCLA (S) (I-A)	1984	29	33	.879
Nick Browne, TCU (S) (I-A)	2003	28	33	.848
Luis Zendejas, Arizona St. (S) (I-A)	1983	28	37	.757
Paul Woodside, West Virginia (S) (I-A)	1982	28	31	.903
Drew Dunning, Washington St. (S) (I-A)	2003	27	31	.871
Sebastian Janikowski, Florida St. (S) (I-A)	1998	27	32	.844
Fuad Reveiz, Tennessee (S) (I-A)	1982	27	31	.871
Billy Bennett, Georgia (S) (I-A)	2002	26	33	.788
Jonathan Ruffin, Cincinnati (S) (I-A)	2000	26	29	.897
Brian Mitchell, Northern Iowa (S) (I-AA)	1990	26	27	*.963
Tony Zendejas, Nevada (S) (I-AA)	1982	26	33	.788
Jonathan Nichols, Mississippi (S) (I-A)	2003	25	29	.862
Ben Jones, Purdue (S) (I-A)	2003	25	30	.833
Chris Snyder, Montana (S) (I-AA)	2003	25	30	.833
David Hendrix, Grand Valley St. (S) (II)	2003	25	32	.781
Mike Nugent, Ohio St. (S) (I-A)	2002	25	28	.893
MacKenzie Hoambrecker, Northern Iowa (S) (I-AA)	2002	25	28	.893
Wayne Boyer, Southwest Mo. St. (S) (I-AA)	1996	25	30	.833
Chris Jacke, UTEP (S) (I-A)	1988	25	27	.926
John Dietrich, Ball St. (S) (I-A)	1985	25	29	.862
Chuck Nelson, Washington (S) (I-A)	1982	25	26	.962
Nick Novak, Maryland (S) (I-A)	2002	24	28	.857
Jeff Babcock, Colorado St. (S) (I-A)	2002	24	32	.750
Brad Bohn, Utah St. (S) (I-A)	1998	24	28	.857
Remy Hamilton, Michigan (S) (I-A)	1994	24	29	.828
Philip Doyle, Alabama (S) (I-A)	1990	24	29	.828
Kendall Trainor, Arkansas (S) (I-A)	1988	24	27	.889
Kirk Roach, Western Caro. (S) (I-AA)	1986	24	28	.857
Carlos Reveiz, Tennessee (S) (I-A)	1985	24	28	.857
George Benyola, Louisiana Tech (S) (I-AA)	1985	24	31	.774
Chris White, Illinois (S) (I-A)	1984	24	28	.857
Mike Prindle, Western Mich. (S) (I-A)	1984	24	30	.800
Bruce Kallmeyer, Kansas (S) (I-A)	1983	24	29	.828

*Record. (S) Soccer-style kicker. (Record for attempts is 38)

LONGEST FIELD GOALS

Yds.	Div.	Player, Team (Opponent)	Year
67	II	Tom Odle, Fort Hays St. (Washburn)	1988
67	IA	Joe Williams, Wichita St. (Southern Ill.)	1978
67	IA	Russell Erxleben, Texas (Rice)	1977
67	IA	Steve Little, Arkansas (Texas)	1977
65*	IA	Martin Gramatica, Kansas St. (Northern Ill.)	1998
65	IA	Tony Franklin, Texas A&M (Baylor)	1976
64	IA	Russell Erxleben, Texas (Oklahoma)	1977
64	IA	Tony Franklin, Texas A&M (Baylor)	1976
63	IAA	Bill Gramatica, South Fla. (Austin Peay)	2000
63	IAA	Tim Foley, Ga. Southern (James Madison)	1987
63	IAA	Scott Roper, Arkansas St. (North Texas)	1987
63	IA	Morten Andersen, Michigan St. (Ohio St.)	1981
63	IA	Clark Kemble, Colorado St. (Arizona)	1975
63	II	Joe Duren, Arkansas St. (McNeese St.)	1974
62	IAA	Billy Cundiff, Drake (San Diego)	2000
62	IA	Terance Kitchens, Texas A&M (Southern Miss.)	1999
62	II	Doc Proctor, Ferris St. (Michigan Tech)	1999
62	IA	Jason Hanson, Washington St. (UNLV)	1991
62	IA	John Dietrich, Ball St. (Ohio)	1986
62	IAA	Paul Hickert, Murray St. (Eastern Ky.)	1986
62#	IA	Chip Lohmiller, Minnesota (Iowa)	1986
62	IA	Tom Whelihan, Missouri (Colorado)	1986
62	IA	Dan Christopoulos, Wyoming (Colorado St.)	1977
62	IA	Iseed Khoury, North Texas (Richmond)	1977
62	III	Dom Antonini, Rowan (Salisbury)	1976
62	IA	Dave Lawson, Air Force (Iowa St.)	1975
62	II	Mike Flater, Colorado Mines (Western St.)	1973

*Longest collegiate field goal without use of a tee and also longest collegiate field goal with narrower goal posts (18 feet, 6 inches). #Longest field goal made indoors.

Special Reference: Ove Johansson, Abilene Christian (not an NCAA-member college at the time), kicked a 69-yard field goal against East Texas St. (now Tex. A&M-Commerce), Oct. 16, 1976, the longest collegiate field goal.

Punting

CAREER PUNTING AVERAGE

(Minimum 150 Punts)

Player, Team (Division)	Years	No.	Yards	Avg.
Todd Sauerbrun, West Virginia (I-A)	1991-94	167	7,733	*46.3
Reggie Roby, Iowa (I-A)	1979-82	172	7,849	45.6
Greg Montgomery, Michigan St. (I-A)	1985-87	170	7,721	45.4
Tom Tupa, Ohio St. (I-A)	1984-87	196	8,854	45.2
Barry Helton, Colorado (I-A)	1984-87	153	6,873	44.9
Mark Gould, Northern Ariz. (I-AA)	2000-03	211	9,443	44.8
Aron Langley, Wyoming (I-A)	1996-98	171	7,649	44.7
Shane Lechler, Texas A&M (I-A)	1996-99	268	11,977	44.7
Ray Guy, Southern Miss. (I-A)	1970-72	200	8,934	44.7
Bucky Scribner, Kansas (I-A)	1980-82	217	9,670	44.6
Terry Daniel, Auburn (I-A)	1992-94	169	7,522	44.5
Greg Horne, Arkansas (I-A)	1983-86	180	8,002	44.5
Ray Criswell, Florida (I-A)	1982-85	161	7,153	44.4
Pumpy Tudors, Chattanooga (I-AA)	1988-91	181	8,041	44.4
Mark Simon, Air Force (I-A)	1984-86	164	7,283	44.4
Brian Schmitz, North Carolina (I-A)	1996-99	208	9,233	44.4
Bill Smith, Mississippi (I-A)	1983-86	254	11,260	44.3
Jason Van Dyke, Adams St. (II)	1995-98	242	10,720	44.3
Tim Baer, Colorado Mines (II)	1986-89	235	10,406	44.3
Russell Erxleben, Texas (I-A)	1975-78	214	9,467	44.2
Brad Maynard, Ball St. (I-A)	1993-96	242	10,702	44.2
Mark Simon, Air Force (I-A)	1984-86	156	6,898	44.2
Johnny Evans, North Carolina St. (I-A)	1974-77	185	8,143	44.0
Brian Moorman, Pittsburg St. (II)	1995-98	157	6,903	44.0
Chuck Ramsey, Wake Forest (I-A)	1971-73	205	9,010	44.0

*Record.

SEASON PUNTING AVERAGE

(Qualifiers for Championship)

Player, Team (Division)	Year	No.	Yards	Avg.
Chad Kessler, LSU (I-A)	†1997	39	1,961	*50.3
Reggie Roby, Iowa (I-A)	†1981	44	2,193	49.8
Kirk Wilson, UCLA (I-A)	†1956	30	1,479	49.3
Steve Ecker, Shippensburg (II)	†1965	32	1,570	49.1
Todd Sauerbrun, West Virginia (I-A)	†1994	72	3,486	48.4
Travis Dorsch, Purdue (I-A)	†2001	49	2,370	48.4
Mark Gould, Northern Ariz. (I-AA)	†2002	62	2,987	48.2
Zack Jordan, Colorado (I-A)	†1950	38	1,830	48.2
Ricky Anderson, Vanderbilt (I-A)	†1984	58	2,793	48.2
Reggie Roby, Iowa (I-A)	†1982	52	2,501	48.1
Marv Bateman, Utah (I-A)	†1971	68	3,269	48.1
Andrew Bayes, East Caro. (I-A)	†1999	47	2,259	48.1
Mike Scifres, Western Ill. (I-AA)	2002	53	2,545	48.0
Don Cockroft, Adams St. (II)	†1966	36	1,728	48.0
Owen Price, UTEP (I-A)	†1940	30	1,440	48.0
Matt Prater, UCF (I-A)	†2003	58	2,781	48.0
Jack Jacobs, Oklahoma (I-A)	1940	31	1,483	47.8
Brian Schmitz, North Carolina (I-A)	1999	74	3,538	47.8
Bill Smith, Mississippi (I-A)	1984	44	2,099	47.7

*Record. †National champion.

LONGEST PUNTS

Yds.	Div.	Player, Team (Opponent)	Year
99	IA	Pat Brady, Nevada (Loyola Marymount)	1950
97	II	Earl Hurst, Emporia St. (Central Mo. St.)	1964
96	II	Alex Campbell, Morris Brown (Clark Atlanta)	1994
96	II	Gary Frens, Hope (Olivet)	1966
96	II	Jim Jarrett, North Dakota (South Dakota)	1957
96	IA	George O'Brien, Wisconsin (Iowa)	1952
94	IA	John Hadl, Kansas (Oklahoma)	1959
94	IA	Carl Knox, TCU (Oklahoma St.)	1947
94	IA	Preston Johnson, Southern Methodist (Pittsburgh)	1940
93	IAA	Tyler Grogan, Northeastern (Villanova)	2001
93	IA	Ray Guy, Southern Miss. (Mississippi)	1972
93	II	Elliot Mills, Carleton (Monmouth Ill.)	1970
93	II	Kasper Fitins, Taylor (Georgetown Ky.)	1966
93	II	Leeroy Sweeney, Pomona-Pitzer (UC Riverside)	1960
93	IA	Bob Handke, Drake (Wichita St.)	1949

All-Purpose Yards

CAREER YARDS

Player, Team (Division[s])	Years	Rush	Rcv.	Int.	PR	KO	Yds.
Brian Westbrook, Villanova (I-AA)	1997-98, 00-01	4,298	2,528	0	343	2,289	*9,512
Brian Shay, Emporia St. (II)	1995-98	6,958	1,032	0	104	1,207	9,301
R.J. Bowers, Grove City (III)	1997-00	*7,353	397	0	50	1,453	9,253
Paul Smith, Gettysburg (III)	1996-99	5,205	758	0	959	2,182	9,104
Kavin Gailliard, American Int'l (II)	1996-99	6,523	1,049	0	472	814	8,858
Jerry Azumah, New Hampshire (I-AA)	1995-98	6,193	1,153	0	5	1,025	8,376
Clarence Coleman, Ferris St. (II)	1998-01	49	4,983	0	1,494	1,483	8,009
Damon Thompson, Virginia St. (II)	1997-00	303	4,387	0	1,153	2,143	7,986
Carey Bender, Coe (III)	1991-94	6,125	1,751	0	7	87	7,970
Steve Tardif, Maine Maritime (III)	1996-99	6,093	643	8	65	1,151	7,960
Josh Ranek, South Dakota St. (II)	\$1997-01	6,794	857	0	0	295	7,946
Johnny Bailey, Tex. A&M-Kingsville (II)	1986-89	6,320	452	0	20	1,011	7,803
Kenny Gamble, Colgate (I-AA)	1984-87	5,220	536	0	104	1,763	7,623
Kevin Curtin, Winona St. (II)	2000-03	3,702	698	0	1,219	1,993	7,612
Blake Elliott, St. John's (Minn.) (III)	2000-03	688	4,200	0	1,209	1,508	7,605
Howard Stevens, Randolph-Macon (II); Louisville (I-A)	1968-69; 71-72	5,297	738	0	781	748	7,564
Claude Mathis, Texas St. (I-AA)	1994-97	4,691	744	0	635	1,353	7,423
Thomas Haskins, VMI (I-AA)	1993-96	5,355	179	0	216	1,661	7,411
Ian Smart, C.W. Post (II)	1999-02	6,647	293	0	33	383	7,356
Rick Sarille, Wagner (I-AA)	\$1995-99	5,290	365	0	0	1,682	7,337
Roger Graham, New Haven (II)	1991-94	5,953	393	0	0	870	7,216
Ricky Williams, Texas (I-A)	1995-98	6,279	927	0	0	0	7,206
Napoleon McCallum, Navy (I-A)	\$1981-85	4,179	796	0	858	1,339	7,172
Javarus Dudley, Fordham (I-AA)	2000-03	58	4,197	0	192	2,668	7,115
Charles Roberts, Sacramento St. (I-AA)	1997-00	6,553	382	0	12	165	7,112
Dave Ludy, Winona St. (II)	1991-94	3,501	906	0	34	2,630	7,071
Albert Fann, Cal St. Northridge (II)	1987-90	4,090	803	0	0	2,141	7,032
Reggie Greene, Siena (I-AA)	1994-97	5,415	274	0	53	1,217	6,959
Kirk Matthieu, Maine Maritime (III)	\$1989-93	5,107	315	0	254	1,279	6,955
Curtis Delgado, Portland St. (II)	\$1986-90	4,178	1,258	0	318	1,188	6,942
Jarrett Anderson, Truman (II)	1993-96	6,166	633	0	0	127	6,926
Darrin Nelson, Stanford (I-A)	1977-78, 80-81	4,033	2,368	0	471	13	6,885
Eric Frees, McDaniel (III)	1988-91	5,281	392	0	47	1,158	6,878
Kevin Faulk, LSU (I-A)	1995-98	4,557	600	0	857	819	6,833
Eddie Acosta, Bemidji St. (II)	\$1999-03	5,792	883	0	0	136	6,811
Adrian Peterson, Ga. Southern (I-AA)	1998-01	6,559	225	0	0	0	6,784
Damian Beane, Shepherd (II)	1996-99	6,346	416	0	0	0	6,762
Marcel Shipp, Massachusetts (I-AA)	1997-00	5,383	932	0	0	392	6,707
Ron Dayne, Wisconsin (I-A)	1996-99	6,397	304	0	0	0	6,701
Johnny Cox, Fort Lewis (II)	1990-93	112	3,611	0	495	2,476	6,694
Steve Roberts, Butler (II)	1986-89	4,623	1,201	0	272	578	6,674
Raphael Zammit, Curry (III)	2000-03	4,353	865	0	301	1,131	6,650
Anthony Russo, St. John's (N.Y.) (III; I-AA)	1990-92; 93	5,834	405	0	25	379	6,643
Joshua Carter, Muhlenberg (III)	1998-01	170	2,733	0	1,550	2,189	6,642
Charles Dunn, Portland St. (II; I-AA)	1997; 98-00	6,007	626	0	0	0	6,633
Richard Huntley, Winston-Salem (II)	1992-95	6,286	333	0	0	0	6,619
Tony Dorsett, Pittsburgh (I-A)	1973-76	6,082	406	0	0	127	6,615
Paul Palmer, Temple (I-A)	1983-86	4,895	705	0	0	997	6,609
Charles White, Southern California (I-A)	1976-79	5,598	507	0	0	440	6,545
Trevor Cobb, Rice (I-A)	1989-92	4,948	892	0	21	651	6,512
Mike Smith, Neb.-Kearney (II)	1994-97	348	2,975	0	932	2,255	6,510
Joe Dudek, Plymouth St. (III)	1982-85	5,570	348	0	0	243	6,509
Mewelde Moore, Tulane (I-A)	2000-03	4,364	2,059	0	0	82	6,505

*Record. \$See Page 10 for explanation.

CAREER YARDS PER GAME

(Minimum 3,500 Yards)

Player, Team (Division[s])	Years	G	Rush	Rcv.	Int.	PR	KO	Yds.	Yd. PG
Ryan Benjamin, Pacific (I-A)	1990-92	24	3,119	1,063	0	100	1,424	5,706	*237.8
Chris George, Glenville St. (II)	1993-94	20	23	3,215	0	391	1,050	4,679	234.0
R.J. Bowers, Grove City (III)	1997-00	40	*7,353	397	0	50	1,453	9,253	231.3
Paul Smith, Gettysburg (III)	1996-99	40	5,205	758	0	959	2,182	9,104	227.6
Brian Westbrook, Villanova (I-AA)	1997-98, 00-01	44	4,298	2,582	0	343	2,289	*9,512	216.2
Brian Shay, Emporia St. (II)	1995-98	44	6,958	1,032	0	104	1,207	9,301	211.4
Kirk Matthieu, Maine Maritime (III)	\$1989-93	33	5,107	315	0	254	1,279	6,955	210.8
Damon Thompson, Virginia St. (II)	1997-00	38	303	4,387	0	1,153	2,143	7,986	210.2
Anthony Gray, Western N.M. (II)	1997-98	19	3,484	499	0	0	8	3,991	210.1
Kavin Gailliard, American Int'l (II)	1996-99	43	6,523	1,049	0	472	814	8,858	206.0
Sheldon Canley, San Jose St. (I-A)	1988-90	25	2,513	828	0	5	1,800	5,146	205.8
Carey Bender, Coe (III)	1991-94	39	6,125	1,751	0	7	87	7,970	204.4
Jerry Azumah, New Hampshire (I-AA)	1995-98	41	6,193	1,153	0	5	1,025	8,376	204.3
Steve Tardif, Maine Maritime (III)	1996-99	39	6,093	643	8	65	1,151	7,960	204.1
Johnny Bailey, Tex. A&M-Kingsville (II)	1986-89	39	6,320	452	0	20	1,011	7,803	200.1
Howard Stevens, Randolph-Macon (II); Louisville (I-A)	1968-69; 71-72	38	5,297	738	0	781	748	7,564	199.1
Gary Trettel, St. Thomas (Minn.) (III)	1988-90	29	3,483	834	0	0	1,407	5,724	197.4
Arnold Mickens, Butler (I-AA)	1994-95	22	3,813	47	0	0	87	3,947	197.4

All-purpose yardage is the combined net yards gained by rushing, receiving, interception (and fumble) returns, punt returns, kickoff returns and runbacks of field goal attempts. All-purpose yardage does not include forward passing yardage.

Total offense is the total of net gain rushing and net gain forward passing. Receiving and runback yards are not included in total offense.

Player, Team (Division[s])	Years	G	Rush	Rcv.	Int.	PR	KO	Yds.	Yd. PG
Tim Hall, Robert Morris (I-AA)	1994-95	19	2,908	793	0	0	0	3,701	194.8
Reggie Greene, Siena (I-AA)	1994-97	36	5,415	274	0	53	1,217	6,959	193.3
Billy Johnson, Widener (II; III)	1971-72; 73	28	3,737	27	0	43	989	5,404	193.0
O.J. Simpson, Southern California (I-A) ..	1967-68	19	3,124	235	0	0	307	3,666	192.9
Clarence Coleman, Ferris St. (II)	1998-01	42	49	4,983	0	1,494	1,483	8,009	190.7
Steve Roberts, Butler (II)	1986-89	35	4,623	1,201	0	272	578	6,674	190.7

*Record. †See Page 10 for explanation.

SEASON YARDS

Player, Team (Division)	Year	Rush	Rcv.	Int.	PR	KO	Yds.
Barry Sanders, Oklahoma St. (I-A)	†1988	2,628	106	0	95	421	*3,250
Kavin Gailliard, American Int'l (II)	†1999	*2,653	289	0	0	122	3,064
Brian Westbrook, Villanova (I-AA)	†1998	1,046	1,144	0	192	644	3,026
Ryan Benjamin, Pacific (I-A)	†1991	1,581	612	0	4	798	2,995
Brian Westbrook, Villanova (I-AA)	†2000	1,220	724	0	0	1,048	2,992
Dante Brown, Marietta (III)	†1996	2,385	174	0	46	368	2,973
R.J. Bowers, Grove City (III)	†1998	2,283	51	0	4	538	2,876
Brian Westbrook, Villanova (I-AA)	†2001	1,603	658	0	122	440	2,823
Brian Shay, Emporia St. (II)	†1998	2,265	165	0	0	389	2,819
Troy Edwards, Louisiana Tech (I-A)	†1998	227	1,996	0	235	326	2,784
Blake Elliott, St. John's (Minn.) (III)	2003	586	1,319	0	223	621	2,749
Brian Shay, Emporia St. (II)	†1996	2,103	247	0	48	340	2,738
Darren Sproles, Kansas St. (I-A)	2003	1,986	287	0	190	272	2,735
Jerry Azumah, New Hampshire (I-AA)	1998	2,195	218	0	5	308	2,726
Brian Shay, Emporia St. (II)	†1997	1,912	277	0	56	478	2,723
Paul Smith, Gettysburg (III)	†1999	1,546	301	0	255	615	2,717
Mike Pringle, Cal St. Fullerton (I-A)	†1989	1,727	249	0	0	714	2,690
Ian Smart, C.W. Post (II)	2001	2,536	135	0	0	0	2,671
Steve Roberts, Butler (II)	†1989	1,450	532	0	272	415	2,669
Carey Bender, Coe (III)	†1994	2,243	319	0	7	87	2,656
Larry Johnson, Penn St. (I-A)	†2002	2,087	349	0	0	219	2,655
Paul Palmer, Temple (I-A)	†1986	1,866	110	0	0	657	2,633
Emmett White, Utah St. (I-A)	†2000	1,322	592	0	183	531	2,628
Clarence Coleman, Ferris St. (II)	†2001	39	1,346	0	572	661	2,618
Chris George, Glenville St. (II)	†1993	23	1,876	0	157	562	2,618
Josh Ranek, South Dakota St. (II)	2001	1,804	509	0	0	295	2,608
Ryan Benjamin, Pacific (I-A)	†1992	1,441	434	0	96	626	2,597
Bernard Berrian, Fresno St. (I-A)	2001	101	1,270	0	552	668	2,591
Kavin Gailliard, American Int'l (II)	1998	1,971	270	0	151	196	2,588
Marcus Allen, Southern California (I-A)	†1981	2,342	217	0	0	0	2,559
Jesse Chatman, Eastern Wash. (I-AA)	2001	2,096	424	0	0	0	2,520
Damon Thompson, Virginia St. (II)	1998	127	1,330	0	292	770	2,519
Sheldon Canley, San Jose St. (I-A)	1989	1,201	353	0	0	959	2,513
Mike Rozier, Nebraska (I-A)	1983	2,148	106	0	0	232	2,486
Damon Thompson, Virginia St. (II)	1999	88	1,517	0	410	465	2,480
Troy Davis, Iowa St. (I-A)	†1995	2,010	159	0	0	297	2,466
Jamel White, South Dakota (II)	1999	1,807	640	0	0	0	2,447
Alex Van Dyke, Nevada (I-A)	1995	6	1,854	0	0	583	2,443
Paul Smith, Gettysburg (III)	1998	1,515	178	0	191	554	2,438
Charles Roberts, Sacramento St. (I-AA)	1998	2,260	79	0	0	91	2,430
Archie Amerson, Northern Ariz. (I-AA)	1996	2,079	262	0	0	88	2,429
Johnny Bailey, Tex. A&M-Kingsville (II)	†1986	2,011	54	0	20	340	2,425
Kenny Gamble, Colgate (I-AA)	†1986	1,816	198	0	40	391	2,425
Theo Blanco, Wis.-Stevens Point (III)	1987	454	1,616	0	245	103	2,418
Guy Leman, Simpson (III)	1998	1,788	210	0	0	408	2,406
Rick Wegher, South Dakota St. (II)	1984	1,317	264	0	0	824	2,405

*Record. †National champion.

SEASON YARDS PER GAME

Player, Team (Division)	Year	G	Rush	Rcv.	Int.	PR	KO	Yds.	Yd. PG
Dante Brown, Marietta (III)	†1996	10	2,385	174	0	46	368	2,973	*297.3
Barry Sanders, Oklahoma St. (I-A)	†1988	11	2,628	106	0	95	*3,250	295.5	
R.J. Bowers, Grove City (III)	†1998	10	2,283	51	0	4	538	2,876	287.6
Brian Westbrook, Villanova (I-AA)	†1998	11	1,046	1,144	0	192	644	3,026	275.1
Brian Westbrook, Villanova (I-AA)	†2000	11	1,220	724	0	0	1,048	2,992	272.0
Paul Smith, Gettysburg (III)	†1999	10	1,546	301	0	255	615	2,717	271.7
Steve Roberts, Butler (II)	†1989	10	1,450	532	0	272	415	2,669	266.9
Carey Bender, Coe (III)	†1994	10	2,243	319	0	7	87	2,656	265.6
Bobby Felix, Western N.M. (II)	†1994	8	439	853	0	150	667	2,109	263.6
Chris George, Glenville St. (II)	†1993	10	23	1,876	0	157	562	2,618	261.8
Brian Westbrook, Villanova (I-AA)	†2001	11	1,603	658	0	122	440	2,823	256.6
Brian Shay, Emporia St. (II)	†1998	11	2,265	165	0	0	389	2,819	256.3
Kavin Gailliard, American Int'l (II)	†1999	12	*2,653	289	0	0	122	3,064	255.3
Damon Thompson, Virginia St. (II)	1998	10	127	1,330	0	292	770	2,519	251.9
Billy Johnson, Widener (II)	1972	9	1,556	40	43	511	115	2,265	251.7
Ryan Benjamin, Pacific (I-A)	†1991	12	1,581	612	0	4	798	2,995	249.6
Brian Shay, Emporia St. (II)	†1996	11	2,103	247	0	48	340	2,738	248.9
Damon Thompson, Virginia St. (II)	1999	10	88	1,517	0	410	465	2,480	248.0
Jerry Azumah, New Hampshire (I-AA)	1998	11	2,195	218	0	5	308	2,726	247.8
Brian Shay, Emporia St. (II)	†1997	11	1,912	277	0	56	478	2,723	247.5
Kenneth Sasu, Marietta (III)	1999	9	1,770	82	0	0	374	2,226	247.3
Byron "Whizzer" White, Colorado (I-A)	†1937	8	1,121	0	103	587	159	1,970	246.3
Tony Sutton, Wooster (III)	†2003	9	1,955	161	0	0	87	2,203	244.8

Player, Team (Division)	Year	G	Rush	Rcv.	Int.	PR	KO	Yds.	Yd.PG
Steve Tardif, Maine Maritime (III)	1999	9	1,567	149	8	0	479	2,203	244.8
Mike Pringle, Cal St. Fullerton (I-A)	†1989	11	1,727	249	0	0	714	2,690	244.6
Paul Smith, Gettysburg (III)	1998	10	1,515	178	0	191	554	2,438	243.8
Kirk Mathieu, Maine Maritime (III)	†1992	9	1,733	91	0	56	308	2,188	243.1
Guy Leman, Simpson (III)	1998	10	1,788	210	0	0	408	2,406	240.6
Paul Palmer, Temple (I-A)	†1986	11	1,866	110	0	0	657	2,633	239.4
Emmett White, Utah St. (I-A)	†2000	11	1,322	592	0	183	531	2,628	238.9
Ray Neosh, Coe (III)	1996	9	1,472	273	0	0	403	2,148	238.7
Ricky Gales, Simpson (III)	†1989	10	2,035	102	0	0	248	2,385	238.5
Clarence Coleman, Ferris St. (II)	†2001	11	39	1,346	0	572	661	2,618	238.0
R.J. Bowers, Grove City (III)	1999	10	2,098	34	0	0	240	2,372	237.2
Josh Ranek, South Dakota St. (II)	2001	11	1,804	509	0	0	295	2,608	237.1
Paul Smith, Gettysburg (III)	†1997	10	1,256	102	0	199	805	2,362	236.2
Ryan Benjamin, Pacific (I-A)	†1992	11	1,441	434	0	96	626	2,597	236.1
Kavin Gailliard, American Int'l (II)	1998	11	1,971	270	0	151	196	2,588	235.3
Reggie Greene, Siena (I-AA)	†1996	9	1,719	50	0	0	337	2,106	234.0

*Record. †National champion.

Scoring

CAREER POINTS

Player, Team (Division[s])	Years	TD	Extra Pts.	Scored	FG	Pts.
Ian Smart, C.W. Post (II)	1999-02	*95	0	0	0	*570
R.J. Bowers, Grove City (III)	1997-00	92	10	0	0	562
Brian Westbrook, Villanova (I-AA)	1997-98, 00-01	89	10	0	0	544
Brian Shay, Emporia St. (II)	1995-98	88	16	0	0	544
Carey Bender, Coe (III)	1991-94	86	12	0	0	528
Adrian Peterson, Ga. Southern (I-AA)	1998-01	87	2	0	0	524
Scott Pingel, Westminster (Mo.) (III)	1996-99	75	34	0	0	484
Trevor Shannon, Wartburg (III)	1995-98	79	10	0	0	484
Kavin Gailliard, American Int'l (II)	1996-99	78	8	0	0	476
Joe Dudek, Plymouth St. (III)	1982-85	79	0	0	0	474
Travis Prentice, Miami (Ohio) (I-A)	1996-99	78	0	0	0	468
David Kircus, Grand Valley St. (II)	1999-02	77	2	0	0	464
Walter Payton, Jackson St. (II)	1971-74	66	53	5	464	
Ricky Williams, Texas (I-A)	1995-98	75	2	0	452	
Dan Pugh, Mount Union (III)	1999-02	73	2	0	440	
Jarrett Anderson, Truman (II)	1993-96	73	2	0	440	
Chuck Moore, Mount Union (III)	1998-01	73	0	0	438	
Shawn Graves, Wofford (QB) (II)	1989-92	72	3	0	438	
Rashaan Dumas, Southern Conn. St. (II)	1996-99	72	0	0	432	
Josh Ranek, South Dakota St. (II)	\$1997-01	69	12	0	426	
Johnny Bailey, Tex. A&M-Kingsville (II)	1986-89	70	3	0	426	
Roger Graham, New Haven (II)	1991-94	70	2	0	424	
Roman Anderson, Houston (I-A)	1988-91	0	213	70	423	
Mark Kacmarynski, Central Iowa (III)	\$1992-96	70	2	0	422	
Matt Cannon, Southern Utah (I-AA)	1997-00	69	3	0	420	
Jerry Azumah, New Hampshire (I-AA)	1995-98	69	4	0	418	
Howard Stevens, Randolph-Macon (II); Louisville (I-A)	1968-69; 71-72	69	4	0	418	
Billy Bennett, Georgia (I-A)	2000-03	0	148	87	409	
Matt Bernardo, Muhlenberg (III)	2000-03	68	0	0	408	
Brock Forsey, Boise St. (I-A)	1999-02	68	0	0	408	
Casey Donaldson, Wittenberg (III)	1997-00	68	0	0	408	
Andre Braxton, Virginia Union (II)	1997-00	62	36	0	408	
Dale Mills, Truman (II)	1957-60	64	23	0	407	
Jeremy Monroe, Michigan Tech (II)	1990-93	67	0	0	402	
Andrew Notarfrancesco, Catholic (III)	1996-99	65	8	0	398	
Carlos Huerta, Miami (Fla.) (I-A)	1988-91	0	178	73	397	
Jason Elam, Hawaii (I-A)	\$1988-92	0	158	79	395	
Chris Snyder, Montana (I-AA)	2000-03	0	182	70	^394	
Anthony Thompson, Indiana (I-A)	1986-89	65	4	0	394	
Garney Henley, Huron (II)	1956-59	63	16	0	394	
Derek Schmidt, Florida St. (I-A)	1984-87	0	174	73	393	
Kris Brown, Nebraska (I-A)	1995-98	0	217	57	388	
Wesley Cates, California (Pa.)	1998-01	64	2	0	386	
Steve Roberts, Butler (II)	1986-89	63	4	0	386	
Jeff Bentrim, North Dakota St. (QB) (II)	1983-86	64	2	0	386	
Marty Zendejas, Nevada (I-AA)	1984-87	0	169	72	385	
Shane Ream, Allegheny (III)	1998-01	64	0	0	384	
David Dinkins, Morehead St. (I-AA)	1997-00	63	3	0	384	
Leo Lewis, Lincoln (Mo.) (II)	1951-54	64	0	0	384	
Ron Dayne, Wisconsin (I-A)	1996-99	63	0	0	378	
Chris Bisaillon, Ill. Wesleyan (III)	1989-92	61	12	0	378	
Heath Sherman, Tex. A&M-Kingsville (II)	1985-88	63	0	0	378	
Marshall Faulk, San Diego St. (I-A)	1991-93	62	4	0	376	
Eric Crouch, Nebraska (I-A)	1998-01	59	20	0	374	
Chris Babirad, Wash. & Jeff. (III)	1989-92	62	2	0	374	

Player, Team (Division[s])	Years	TD	Extra Pts.	Scored	FG	Pts.
Billy Johnson, Widener (II; III)	1971-72; 73	62	0	0	0	372
Shayne Graham, Virginia Tech (I-A)	1996-99	0	167	68	371	
Jeff Hall, Tennessee (I-A)	1995-98	0	188	61	371	

*Record. \$See Page 10 for explanation. ^Includes one two-point conversion made in two attempts.

CAREER POINTS PER GAME

(Minimum 225 Points; Player must have concluded his career)

Player, Team (Division[s])	Years	G	TD	Extra Pts.	Scored	FG	Pts.	Pt.PG
R.J. Bowers, Grove City (III)	1997-00	40	92	10	0	562	*14.1	
Cory Christensen, Simpson (III)	1996-97	19	44	0	0	264	13.9	
Rob Marchitello, Maine Maritime (III)	1993-95	26	59	4	0	358	13.8	
Carey Bender, Coe (III)	1991-94	39	86	12	0	528	13.5	
Ole Gunderson, St. Olaf (II)	1969-71	27	60	2	0	362	13.4	
Billy Johnson, Widener (II; III)	1971-72; 73	28	62	0	0	372	13.3	
Leon Burns, Long Beach St. (II)	1969-70	22	47	2	0	284	12.9	
Ian Smart, C.W. Post (II)	1999-02	45	*95	0	0	*570	12.6	
Adrian Peterson, Ga. Southern (I-AA)	1998-01	42	87	2	0	524	12.5	
Trevor Shannon, Wartburg (III)	1995-98	39	79	10	0	484	12.4	
Brian Westbrook, Villanova (I-AA)	1997-98, 00-01	44	89	10	0	544	12.4	
Brian Shay, Emporia St. (II)	1995-98	44	88	16	0	544	12.4	
Scott Pingel, Westminster (Mo.) (III)	1996-99	39	75	34	0	484	12.4	
Marshall Faulk, San Diego St. (I-A)	1991-93	31	62	4	0	376	12.1	
Jim Regan, Pomona-Pitzer (III)	1995-98	30	37	93	15	360	12.0	
Tyrone Morgan, Northern St. (II)	1998-00	30	59	0	0	354	11.8	
Ed Marinaro, Cornell (I-A)	1969-71	27	52	6	0	318	11.8	
Aaron Stecker, Western Ill. (I-AA)	1997-98	20	39	0	0	234	11.7	
Rashaan Dumas, Southern Conn. St. (II)	1996-99	37	72	0	0	432	11.7	
Chad Hoiska, Wis.-Eau Claire (III)	1995-97	30	58	2	0	350	11.7	
Joe Dudek, Plymouth St. (III)	1982-85	41	79	0	0	474	11.6	
Bill Burnett, Arkansas (I-A)	1968-70	26	49	0	0	294	11.3	
Dale Mills, Truman (II)	1957-60	36	64	23	0	407	11.3	
Steve Owens, Oklahoma (I-A)	1967-69	30	56	0	0	336	11.2	
Kavin Gailliard, American Int'l (II)	1996-99	43	78	8	0	476	11.1	
Walter Payton, Jackson St. (II)	1971-74	42	66	53	5	464	11.0	
Steve Roberts, Butler (II)	1986-89	35	63	4	0	386	11.0	
Jeff Bentrim, North Dakota St. (II)	1983-86	35	64	2	0	386	11.0	
Gary Jones, Albany (N.Y.) (I-AA)	2002-03	23	42	0	0	252	11.0	
Chuck Moore, Mount Union (III)	1998-01	40	73	0	0	438	11.0	
Shawn Graves, Wofford (II)	1989-92	40	72	3	0	438	11.0	
Johnny Bailey, Tex. A&M-Kingsville (II)	1986-89	39	70	3	0	426	10.9	
Eddie Talboom, Wyoming (I-A)	1948-50	28	34	99	0	303	10.8	
David Kircus, Grand Valley St. (II)	1999-02	43	77	2	0	464	10.8	
Dan Pugh, Mount Union (III)	1999-02	41	73	2	0	440	10.7	
Chris Babirad, Wash. & Jeff. (III)	1989-92	35	62	2	0	374	10.7	
Keith Elias, Princeton (I-AA)	1991-93	30	52	8	0	320	10.7	

*Record.

SEASON POINTS

Player, Team (Division)	Year	TD	Extra Pts.	Scored	FG	Pts.
Dan Pugh, Mount Union (III)	†2002	*41	2	0	0	*248
Barry Sanders, Oklahoma St. (I-A)	†1988	39	0	0	0	234
David Kircus, Grand Valley St. (II)	†2002	35	2	0	0	212
Kavin Gailliard, American Int'l (II)	†1999	34	2	0	0	206
R.J. Bowers, Grove City (III)	†1998	34	2	0	0	206

Player, Team (Division)	Year	Extra Pts.			Pts.
		TD	Scored	FG	
Ian Smart, C.W. Post (II)	2001	33	0	0	198
Brian Shay, Emporia St. (II)	†1997	32	6	0	198
Guy Leman, Simpson (III)	1998	33	0	0	198
Carey Bender, Coe (III)	†1994	32	2	0	194
Brock Forsey, Boise St. (I-A)	†2002	32	0	0	192
Tony Sutton, Wooster (III)	†2003	31	0	0	186
Troy Edwards, Louisiana Tech (I-AA)	†1998	31	0	0	186
Travis Walch, Winona St. (II)	1997	30	2	0	182
Ian Smart, C.W. Post (II)	2002	30	0	0	180
David Russell, Linfield (II)	2002	30	0	0	180
Shane Ream, Allegheny (III)	†2000	30	0	0	180
Terry Metcalf, Long Beach St. (II)	1971	29	4	0	178
Brian Westbrook, Villanova (I-AA)	†2001	29	2	0	176
Andre Braxton, Virginia Union (II)	†2000	27	14	0	176
Brian Shay, Emporia St. (II)	†1998	29	2	0	176
Chad Hoiska, Wis.-Eau Claire (III)	1997	29	2	0	176
Jamaal Branch, Colgate (I-AA)	2003	29	0	0	174
Fredrick Jackson, Coe (III)	2002	29	0	0	174
Adrian Peterson, Ga. Southern (I-AA)	†1999	29	0	0	174
Jim Mormino, Allegheny (III)	1997	29	0	0	174
Doug Steiner, Grove City (III)	1997	29	0	0	174
Mike Rozier, Nebraska (I-A)	†1983	29	0	0	174
Lydell Mitchell, Penn St. (I-A)	1971	29	0	0	174
Jesse Chatman, Eastern Wash. (I-AA)	2001	28	4	0	172
Montrell Coley, Hampton (I-AA)	†2000	28	2	0	172
Luke Staley, Brigham Young (I-A)	†2001	28	2	0	170
Josh Ranek, South Dakota St. (II)	1999	28	2	0	170
Geoff Mitchell, Weber St. (I-AA)	†1991	28	2	0	170
Willis McGahee, Miami (Fla.) (I-A)	2002	28	0	0	168
David Kircus, Grand Valley St. (II)	†2001	28	0	0	168
Lee Suggs, Virginia Tech (I-A)	†2000	28	0	0	168
Ricky Williams, Texas (I-A)	1998	28	0	0	168
Jarrett Anderson, Truman (II)	†1996	28	0	0	168
Stanley Drayton, Allegheny (II)	†1991	28	0	0	168
Jim Switzer, Col. of Emporia (II)	†1963	28	0	0	168
Carl Herakovich, Rose-Hulman (II)	†1958	25	18	0	168
Ted Scown, Sul Ross St. (II)	†1948	28	0	0	168
James Regan, Pomona-Pitzer (III)	†1997	21	34	2	166
Dante Brown, Marietta (III)	†1996	27	4	0	166
Ronald Moore, Pittsburg St. (II)	1992	27	4	0	166
Ricky Gales, Simpson (III)	†1989	26	10	0	166
Art Luppino, Arizona (I-A)	†1954	24	22	0	166
Matt Malmberg, St. John's (Minn.) (III)	†1993	27	2	0	164
Leon Burns, Long Beach St. (II)	†1969	27	2	0	164
Brett Trichilo, Wilkes (III)	2003	27	0	0	162
Chaz Williams, Ga. Southern (I-AA)	2002	27	0	0	162
Scott Pingel, Westminster (Mo.) (III)	1998	26	6	0	162
Trevor Shannon, Wartburg (III)	1998	26	6	0	162
Jerry Rice, Mississippi Val. (I-AA)	†1984	27	0	0	162
Mike Deutsch, North Dakota (II)	1972	27	0	0	162
Billy Johnson, Widener (II)	†1972	27	0	0	162

*Record. †National champion.

SEASON POINTS PER GAME

Player, Team (Division)	Year	Extra Pts.			Pts.	Pt.PG
		G	TD	Scored		
Barry Sanders, Oklahoma St. (I-A)	†1988	11	39	0	234	*21.3
Carl Herakovich, Rose-Hulman (II)	†1958	8	25	18	168	21.0

Player, Team (Division)	Year	Extra Pts.			Pts.	Pt.PG	
		G	TD	Scored			
James Regan, Pomona-Pitzer (III)	†1997	8	21	34	2	166	20.8
Tony Sutton, Wooster (III)	†2003	9	31	0	0	186	20.7
R.J. Bowers, Grove City (III)	†1998	10	34	2	0	206	20.6
Guy Leman, Simpson (III)	1998	10	33	0	0	198	19.8
Carey Bender, Coe (III)	†1994	10	32	2	0	194	19.4
Jim Switzer, Col. of Emporia (II)	†1963	9	28	0	0	168	18.7
Shane Ream, Allegheny (III)	†2000	10	30	0	0	180	18.0
Brian Shay, Emporia St. (II)	†1997	11	32	6	0	198	18.0
Billy Johnson, Widener (II)	†1972	9	27	0	0	162	18.0
Dan Pugh, Mount Union (III)	†2002	14	*41	2	0	*248	17.7
Chad Hoiska, Wis.-Eau Claire (III)	1997	10	29	2	0	176	17.6
Carl Garrett, N.M. Highlands (II)	†1966	9	26	2	0	158	17.6
Jim Mormino, Allegheny (III)	1997	10	29	0	0	174	17.4
Doug Steiner, Grove City (III)	1997	10	29	0	0	174	17.4
Bobby Reynolds, Nebraska (I-A)	†1950	9	22	25	0	157	17.4
Kavin Gailliard, American Int'l (II)	†1999	12	34	2	0	206	17.2
Rob Marchitello, Maine Maritime (III)	1994	9	25	4	0	154	17.1
David Kircus, Grand Valley St. (II)	†2001	10	28	0	0	168	16.8
Stanley Drayton, Allegheny (III)	†1991	10	28	0	0	168	16.8
Ted Scown, Sul Ross St. (II)	†1948	10	28	0	0	168	16.8
Dante Brown, Marietta (III)	†1996	10	27	4	0	166	16.6
Ricky Gales, Simpson (III)	†1989	10	26	10	0	166	16.6
Art Luppino, Arizona (I-A)	†1954	10	24	22	0	166	16.6
Travis Walch, Winona St. (II)	1997	11	30	2	0	182	16.5
Ian Smart, C.W. Post (II)	2001	12	33	0	0	198	16.5
Ed Marinaro, Cornell (I-A)	†1971	9	24	4	0	148	16.4
Matt Malmberg, St. John's (Minn.) (III)	†1993	10	27	2	0	164	16.4
David Russell, Linfield (III)	2002	11	30	0	0	180	16.4
Scott Pingel, Westminster (Mo.) (III)	1998	10	26	6	0	162	16.2
Jerry Rice, Mississippi Val. (I-AA)	†1984	10	27	0	0	162	16.2
Trevor Shannon, Wartburg (III)	1998	10	26	6	0	162	16.2
Brian Westbrook, Villanova (I-AA)	†2001	11	29	2	0	176	16.0
Andre Braxton, Virginia Union (II)	†2000	11	27	14	0	176	16.0
Jamie Lee, MacMurray (III)	1998	10	26	4	0	160	16.0
Brian Shay, Emporia St. (II)	†1998	11	29	2	0	176	16.0
Chris Babirad, Wash. & Jeff. (III)	†1992	9	24	0	0	144	16.0
Larry Ras, Michigan Tech (II)	†1971	9	24	0	0	144	16.0
Trent Nauholz, Simpson (III)	†1992	8	21	2	0	128	16.0
Adrian Peterson, Ga. Southern (I-AA)	†1999	11	29	0	0	174	15.8
Lydell Mitchell, Penn St. (I-A)	1971	11	29	0	0	174	15.8
Jesse Chatman, Eastern Wash. (I-AA)	2001	11	28	4	0	172	15.6
Montrell Coley, Hampton (I-AA)	†2000	11	28	2	0	172	15.6
Marshall Faulk, San Diego St. (I-A)	†1991	9	23	2	0	140	15.6

*Record. †National champion.

SINGLE-GAME POINTS

Pts.	Div.	Player, Team (Opponent)	Date
48	III	Carey Bender, Coe (Beloit)	Nov. 12, 1994
48	I-A	Howard Griffith, Illinois (Southern III.)	Sept. 22, 1990
48	II	Paul Zaeske, North Park (North Central [III.])	Oct. 12, 1968
48	II	Junior Wolf, Okla. Panhandle (St. Mary [Kan.])	Nov. 8, 1958
44	I-A	Marshall Faulk, San Diego St. (Pacific)	Sept. 14, 1991
43	I-A	Jim Brown, Syracuse (Colgate)	Nov. 17, 1956
42	I-A	Rashaun Woods, Oklahoma St. (Southern Methodist)	Sept. 20, 2003
42	I-A	Arnold "Showboat" Boykin, Mississippi (Mississippi St.)	Dec. 1, 1951
42	I-A	Fred Wendt, UTEP (New Mexico St.)	Nov. 25, 1948

Team Collegiate Records

Explanation: These team collegiate records were compiled by taking the record holder from each division and comparing them. There are some categories in which a division did not have a team record. In those cases, the records from the other divisions are listed.

Single Game—Offense

Total Offense

MOST PLAYS

117—Tex. A&M-Kingsville vs. Angelo St., Oct. 30, 1982 (546 yards) (II)

Other Division records:

112—Montana vs. Montana St., Nov. 1, 1952 (457 yards) (I-A)

115—Buffalo vs. Connecticut, Oct. 4, 1997 (437 yards) (I-AA)

112—Gust. Adolphus vs. Bethel (Minn.), Nov. 2, 1985 (493 yards) (III)

MOST YARDS GAINED

1,021—Houston vs. Southern Methodist, Oct. 21, 1989 (250 rushing, 771 passing, 86 plays) (I-A)

Other Division records:

876—Weber St. vs. Idaho St., Nov. 23, 1991 (252 rushing, 624 passing) (I-AA)

910—Hanover vs. Franklin, Oct. 30, 1948 (426 rushing, 484 passing, 75 plays) (II)

823—Westminster (Mo.) vs. Principia, Oct. 17, 1998 (176 rushing, 647 passing) (III)

MOST YARDS GAINED, BOTH TEAMS

1,640—San Jose St. (849) & Nevada (791), Nov. 10, 2001 (168 plays) (I-A)

Other Division records:

1,418—Howard (740) & Bethune-Cookman (678), Sept. 19, 1987 (161 plays) (I-AA)

1,328—Northwood (688) & Saginaw Valley (640), Oct. 24, 1998 (II)

1,395—Occidental (753) & Claremont-M-S (642), Oct. 30, 1993 (136 plays) (III)

MOST TOUCHDOWNS SCORED BY RUSHING AND PASSING

16—Arkansas vs. Mississippi, Nov. 3, 2001 (9 rushing, 7 passing) (7 ot) (I-A)

Other Division records:

14—Portland St. vs. Delaware St., Nov. 8, 1980 (4 rushing, 10 passing) (I-AA)

15—North Park vs. North Central (III.), Oct. 12, 1968 (4 rushing, 11 passing) (II)

14—Concordia-M'head vs. Macalester, Sept. 24, 1977 (12 rushing, 2 passing) (III)

Rushing

MOST RUSHES

99—Missouri vs. Colorado, Oct. 12, 1968 (421 yards) (I-A)

Other Division records:

90—VMI vs. East Tenn. St., Nov. 17, 1990 (311 yards) (I-AA)

97—Hobart vs. Union (N.Y.), Oct. 23, 1971 (444 yards) (II)

92—Wis.-River Falls vs. Wis.-Platteville, Oct. 21, 1989 (464 yards) (III)

MOST YARDS GAINED

768—Oklahoma vs. Kansas St., Oct. 15, 1988 (72 rushes) (I-A)

Other Division records:

681—Southwest Mo. St. vs. Mo. Southern St., Sept. 10, 1988 (83 rushes) (I-AA)

719—Coe vs. Beloit, Oct. 16, 1971 (73 rushes) (II)

642—Wis.-River Falls vs. Wis.-Superior, Oct. 14, 1989 (88 rushes) (III)

MOST TOUCHDOWNS SCORED BY RUSHING

12—UTEP vs. New Mexico St., Nov. 25, 1948 (I-A)

12—Coe vs. Beloit, Oct. 16, 1971 (II)

12—Concordia-M'head vs. Macalester, Sept. 24, 1977 (III)

Other Division record:

10—Arkansas St. vs. Tex. A&M-Commerce, Sept. 26, 1987 (I-AA)

Passing

MOST PASSES ATTEMPTED

85—West Tex. A&M vs. Eastern N.M., Nov. 5, 1994 (completed 47) (II)

Other Division records:

83—Purdue vs. Wisconsin, Oct. 10, 1998 (completed 55) (I-A)

78—Towson vs. Lehigh, Oct. 30, 1999 (completed 47) (I-AA)

81—Principia vs. Blackburn, Oct. 10, 1992 (completed 48) (III)

MOST PASSES ATTEMPTED, BOTH TEAMS

143—Bethel (Minn.) (78) & Gust. Adolphus (65), Nov. 2, 1985 (completed 65) (III)

Other Division records:

135—TCU (79) & Houston (56), Nov. 3, 1990 (completed 81) (I-A)

122—Idaho (62) & Idaho St. (60), Sept. 24, 1983 (completed 48) (I-AA)

131—Presbyterian (70) & Tusculum (61), Nov. 3, 2001 (completed 82) (II)

MOST PASSES ATTEMPTED WITHOUT AN INTERCEPTION

77—Westminster (Mo.) vs. MacMurray, Nov. 14, 1998 (completed 50) (III)

Other Division records:

72—Houston vs. TCU, Nov. 4, 1989 (completed 47) (I-A)

72—Marshall vs. Western Caro., Nov. 14, 1987 (completed 35) (I-AA)

63—Hamline vs. St. John's (Minn.), Oct. 8, 1955 (completed 34) (II)

MOST PASSES COMPLETED

56—Wayne St. (Neb.) vs. Drake, Nov. 9, 1996 (attempted 76) (II)

Other Division records:

55—Wake Forest vs. Duke, Oct. 28, 1995 (attempted 78); Purdue vs. Wisconsin, Oct. 10, 1998 (attempted 83) (I-A)

50—Mississippi Val vs. Southern U., Sept. 29, 1984 (attempted 70); Mississippi Val. vs. Prairie View, Oct. 27, 1984 (attempted 66) (I-AA)

50—Hofstra vs. Fordham, Oct. 19, 1991 (attempted 69); Westminster (Mo.) vs. MacMurray, Nov. 14, 1998 (attempted 77) (III)

MOST PASSES COMPLETED, BOTH TEAMS

82—Presbyterian (50) & Tusculum (32), Nov. 3, 2001 (attempted 131) (II)

Other Division records:

81—TCU (44) & Houston (37), Nov. 3, 1990 (attempted 135) (I-A)

80—Hofstra (50) & Fordham (30), Oct. 19, 1991 (attempted 120) (I-AA)

72—Wis.-Superior (41) & Wis.-Stevens Point (31), Oct. 18, 1981 (attempted 131) (III)

HIGHEST PERCENTAGE OF PASSES COMPLETED (Min. 20 Attempts)

96.0%—Tennessee vs. South Carolina, Oct. 31, 1998 (24 of 25) (I-A)

Other Division records:

85.4%—Cal St. Northridge vs. Southwest Mo. St., Nov. 14, 1998 (35 of 41) (I-AA)

90.9%—Northwestern St. vs. La.-Lafayette, Nov. 12, 1966 (20 of 22) (II)

78.9%—Wheaton (III.) vs. North Park, Oct. 8, 1983 (30 of 38) (III)

MOST YARDS GAINED

771—Houston vs. Southern Methodist, Oct. 21, 1989 (completed 40 of 61) (I-A)

Other Division records:

699—Mississippi Val. vs. Kentucky St., Sept. 1, 1984 (I-AA)

678—Portland St. vs. Mont. St.-Billings, Nov. 20, 1976 (II)

731—Menlo vs. Cal Lutheran, Oct. 7, 2000 (III)

MOST YARDS GAINED, BOTH TEAMS

1,253—TCU (690) & Houston (563), Nov. 3, 1990 (I-A)

Other Division records:

1,190—La.-Monroe (619) & Stephen F. Austin (571), Nov. 11, 1989 (I-AA)

1,065—Western N.M. (614) & West Tex. A&M (451), Oct. 8, 1994 (II)

1,100—St. Thomas (Minn.) (602) & Bethel (Minn.) (498), Nov. 13, 1993 (III)

MOST TOUCHDOWN PASSES

11—Houston vs. Eastern Wash., Nov. 17, 1990 (I-A)

11—Mississippi Val. vs. Kentucky St., Sept. 1, 1984 (I-AA)

11—North Park vs. North Central (III.), Oct. 12, 1968 (II)

Other Division record:

9—Westminster (Mo.) vs. Principia, Oct. 17, 1998; Ohio Northern vs. Capital, Nov. 14, 1998 (III)

MOST TOUCHDOWN PASSES, BOTH TEAMS

14—Houston (11) & Eastern Wash. (3), Nov. 17, 1990 (I-A)

14—Mississippi Val. (8) & Texas Southern (6), Oct. 26, 1985 (I-AA)

14—North Park (11) & North Central (III.) (3), Oct. 12, 1968 (II)

Other Division record:

12—St. Thomas (Minn.) (6) & Bethel (Minn.) (6), Nov. 13, 1993 (III)

Scoring

MOST POINTS SCORED

106—Fort Valley St. vs. Knoxville, Oct. 11, 1969 (14 TDs, 2 PATs, 9 two-point conversions, 1 safety) (II)

Other Division records:

103—Wyoming vs. Northern Colo. (0), Nov. 5, 1949 (I-A)

105—Portland St. vs. Delaware St., Nov. 8, 1980 (15 TDs, 15 PATs) (I-AA)

97—Concordia-M'head vs. Macalester, Sept. 24, 1977 (III)

Historical Notes:

100—Houston vs. Tulsa (6), Nov. 23, 1968 (I-A)

(Record for game involving two major-college opponents)

222—Georgia Tech vs. Cumberland (0), Oct. 7, 1916 (I-A) (Before beginning of NCAA records in 1937)

125—Southeastern Okla. vs. Northeastern St., 1916 (II) (Before beginning of NCAA records in 1937)

MOST POINTS SCORED, BOTH TEAMS

136—North Park (104) & North Central (III.) (32), Oct. 12, 1968 (II)

Other Division records:

128—Middle Tenn. (70) & Idaho (58), Oct. 6, 2001 (I-A)

125—Sacramento St. (64) & Cal St. Northridge (61), Nov. 4, 2000 (I-AA)

129—Coe (66) vs. Cornell College (63), Oct. 25, 2003 (III)

MOST POINTS SCORED BY A LOSING TEAM

66—Western N.M. vs. Fort Lewis (67), Nov. 2, 2002 (2 ot) (II)

Other Division records:

58—Idaho vs. Middle Tenn. (70), Oct. 6, 2001 (I-A)

61—Cal St. Northridge vs. Sacramento St. (64), Nov. 4, 2000 (I-AA)

63—Cornell College vs. Coe (66), Oct. 25, 2003 (III)

MOST TOUCHDOWNS SCORED

15—Wyoming vs. Northern Colo., Nov. 5, 1949 (9 rushing, 6 passing) (I-A)

15—Portland St. vs. Delaware St., Nov. 8, 1980 (I-AA)
15—Iowa Wesleyan vs. William Penn., Oct. 31, 1953; Alcorn St. vs. Paul Quinn, Sept. 9, 1967; North Park vs. North Central (Ill.), Oct. 12, 1968 (II)

Other Division record:

14—Concordia-M'head vs. Macalester, Sept. 24, 1977 (III)

Historical Note: 17—Connecticut vs. Newport Naval Training, Oct. 22, 1949 (Record for Division II or small-college in game not involving two Division II or small-college teams)

MOST EXTRA-POINT KICKS ATTEMPTED

15—Wyoming vs. Northern Colo., Nov. 5, 1949 (I-A)
15—Portland St. vs. Delaware St., Nov. 8, 1980 (I-AA)
15—North Park vs. North Central (Ill.), Oct. 12, 1968 (II)

Other Division record:

14—Concordia-M'head vs. Macalester, Sept. 24, 1977 (III)

MOST EXTRA-POINT KICKS MADE

15—Portland St. vs. Delaware St., Nov. 8, 1980 (I-AA)
Other Division records:

13—Wyoming vs. Northern Colo., Nov. 5, 1949; Houston vs. Tulsa, Nov. 23, 1968; Fresno St. vs. New Mexico, Oct. 5, 1991 (I-A)

14—North Park vs. North Central (Ill.), Oct. 12, 1968 (II)

13—Concordia-M'head vs. Macalester, Sept. 24, 1977 (III)

MOST FIELD GOALS ATTEMPTED

9—Western Mich. vs. Marshall, Sept. 29, 1984 (made 7) (I-A)

Other Division records:

8—Northern Ariz. vs. Idaho, Oct. 25, 1986 (made 8) (I-AA)

7—Mississippi Col. vs. Troy St., Oct. 3, 1981 (made 2) (II)

8—Rhodes vs. Millsaps, Sept. 22, 1984 (made 6) (III)

MOST FIELD GOALS MADE

8—Northern Ariz. vs. Idaho, Oct. 25, 1986 (attempted 8) (I-AA)

Other Division records:

7—Western Mich. vs. Marshall, Sept. 29, 1984 (attempted 9); Nebraska vs. Missouri, Oct. 19, 1985 (attempted 7) (I-A)

6—Central Mo. St. vs. Southeast Mo. St., Nov. 2, 1985 (attempted 6); Ashland vs. Wayne St. (Mich.), Oct. 5, 2002 (attempted 6) (II)

6—Rhodes vs. Millsaps, Sept. 22, 1984 (attempted 8) (III)

Miscellaneous Records**TOTAL FIRST DOWNS**

56—Concord vs. Fairmont St., Oct. 27, 2001 (II)

Other Division records:

45—Texas Tech vs. Iowa St., Oct. 11, 2003 (16 rushing, 28 passing, 1 penalty) (I-A)

46—Weber St. vs. Idaho St., Nov. 23, 1991 (12 rushing, 31 passing, 3 penalty) (I-AA)

40—Upper Iowa vs. Loras, Nov. 7, 1992 (19 rushing, 17 passing, 4 penalty) (III)

MOST PENALTIES AGAINST

28—Northern Ariz. vs. La Verne, Oct. 11, 1958 (155 yards) (II)

Other Division records:

24—San Jose St. vs. Fresno St., Oct. 4, 1986 (199 yards) (I-A)

23—Idaho vs. Idaho St., Oct. 10, 1992 (204 yards) (I-AA)

25—Norwich vs. Coast Guard, Sept. 29, 1985 (192 yards) (III)

MOST POINTS OVERCOME TO WIN A GAME

35—Nevada vs. Weber St., Nov. 2, 1991 (trailing 49-14 with 12:16 left in third quarter; won 55-49) (I-AA)

Other Division records:

31—Maryland vs. Miami (Fla.), Nov. 10, 1984 (trailing 31-0 with 12:35 left in third quarter; won 42-40) (I-A)

28—Ferris St. vs. Saginaw Valley, Nov. 11, 1995 (trailing 28-0 with 11:17 left in second quarter; won 46-42) (II)

33—Wis.-Platteville vs. Wis.-Eau Claire, Nov. 8, 1980 (trailing 33-0 with 7:00 left in second quarter; won 52-43); Salisbury vs. Randolph-Macon, Sept. 15, 1984 (trailing 33-0 with 14:18 left in second quarter; won 34-33); Lakeland vs. Concordia (Wis.), Oct. 11, 1997 (trailing 33-0 with 7:53 left in third quarter; won 41-33) (III)

Single Game—Defense**Total Defense****FEWEST PLAYS ALLOWED**

12—Centenary (La.) vs. Texas Tech, Nov. 11, 1939 (I-A)

Other Division records:

31—Howard vs. Dist. Columbia, Sept. 2, 1989 (I-AA)

29—North Park vs. Concordia (Ill.), Sept. 26, 1964 (II)

FEWEST YARDS ALLOWED

Minus 69—Fort Valley St. vs. Miles, Oct. 16, 1993 (II)

Other Division records:

Minus 47—Penn St. vs. Syracuse, Oct. 18, 1947 (I-A)

Minus 12—Eastern Ill. vs. Kentucky St., Nov. 13, 1982 (I-AA)

Minus 52—Worcester St. vs. Maine Maritime, Sept. 28, 1996 (III)

Rushing Defense**FEWEST RUSHES ALLOWED**

5—Texas Tech vs. Houston, Nov. 25, 1989 (I-A)

Other Division records:

9—Mississippi Val. vs. Alcorn St., Nov. 6, 1999 (I-AA)

7—Indianapolis vs. Valparaiso, Oct. 30, 1982 (II)

9—Wis.-La Crosse vs. Huron, Sept. 21, 1996 (III)

FEWEST RUSHING YARDS ALLOWED

Minus 112—Coast Guard vs. Wesleyan (Conn.), Oct. 7, 1989 (III)

Other Division records:

Minus 109—Toledo vs. Northern Ill., Nov. 11, 1967 (I-A)

Minus 90—Sacred Heart vs. Iona, Nov. 16, 2002 (I-AA)

Minus 95—San Diego St. vs. U.S. Int'l, Nov. 27, 1965 (II)

Passing Defense**FEWEST PASS ATTEMPTS ALLOWED**

0—By many teams (I-A)

0—By many teams (II)

0—By many teams (III)

Other Division record:

1—By six teams (I-AA)

FEWEST PASS COMPLETIONS ALLOWED

0—By many teams (I-A)

0—By many teams (I-AA)

0—By many teams (II)

0—By many teams (III)

FEWEST PASSING YARDS ALLOWED

Minus 19—Ashland vs. Heidelberg, Sept. 25, 1948 (II)

Other Division records:

Minus 16—VMI vs. Richmond, Oct. 5, 1957 (I-A)

Minus 2—Florida A&M vs. Albany St. (Ga.), Oct. 16, 1982 (I-AA)

Minus 6—Central (Iowa) vs. Simpson, Oct. 19, 1985; Wittenberg vs. Hiram, Oct. 27, 2001 (III)

MOST PASSES INTERCEPTED BY

11—Brown vs. Rhode Island, Oct. 8, 1949 (I-A)

11—Concordia-M'head vs. Hamline, Nov. 5, 1955;

St. Cloud St. vs. Bemidji St., Oct. 31, 1970 (II)

Other Division records:

10—Grambling vs. Mississippi Val., Oct. 17, 1987;

Montana vs. Boise St., Oct. 28, 1989 (I-AA)

10—St. Thomas (Minn.) vs. St. Olaf, Oct. 12, 1985 (III)

Historical Note:

10—Oklahoma St. vs. Detroit, Nov. 28, 1942; UCLA vs. California, Oct. 21, 1978 (Record for game involving two major-college opponents) (I-A)

MOST PASS INTERCEPTIONS RETURNED FOR TOUCHDOWNS

4—Houston vs. Texas, Nov. 7, 1987 (I-A)

4—Millikin vs. Ill. Wesleyan, Nov. 6, 1999 (III)

Other Division records:

3—By six teams (I-AA)

3—By many teams (II)

Opponent's Kicks Blocked**MOST OPPONENT'S PUNTS BLOCKED**

5—Southeastern La. vs. Troy St., Oct. 7, 1978; Winston-Salem vs. N.C. Central, Oct. 4, 1986 (II)

Other Division records:

4—Southern Methodist vs. Texas-Arlington, Sept. 30, 1944; Michigan vs. Ohio St., Nov. 25, 1950;

Memphis vs. Arkansas, Sept. 26, 1992 (I-A)

4—Montana vs. Montana St., Oct. 31, 1987; Middle Tenn. vs. Mississippi Val., Oct. 8, 1988 (I-AA)

4—Benedictine (Ill.) vs. Olivet Nazarene, Oct. 22, 1988; Benedictine (Ill.) vs. Aurora, Oct. 29, 1988 (III)

Defensive Records

(Since 2000)

MOST TACKLES FOR LOSS

25—Adams St. vs. Okla. Panhandle, Oct. 13, 2001 (II)

Other Division records:

24—North Carolina St. vs. Georgia Tech, Oct. 4, 2003 (I-A)

22—Illinois St. vs. Western Ill., Nov. 4, 2000 (I-AA)

22—King's (Pa.) vs. Salisbury, Nov. 23, 2002 (III)

MOST PASS SACKS

15—TCU vs. Nevada, Sept. 9, 2000 (I-A)

Other Division records:

12—Illinois St. vs. Western Ill., Nov. 4, 2000 (I-AA)

14—North Dakota vs. New Haven, Sept. 21, 2001 (II)

12—King's (Pa.) vs. Wilkes, Nov. 11, 2000; Stillman vs. Pikeville, Sept. 1, 2001 (III)

MOST PASSES DEFENDED

21—Stillman vs. Edward Waters, Nov. 2, 2002 (III)

Other Division records:

19—South Carolina vs. Alabama, Oct. 2, 2000 (I-A)

17—Pennsylvania vs. Lafayette, Sept. 21, 2002 (I-AA)

18—Winona St. vs. Concordia-St. Paul, Oct. 27, 2001; Adams St. vs. N.M. Highlands, Oct. 11, 2003 (II)

MOST FORCED FUMBLES

8—Simpson vs. William Penn, Nov. 11, 2000 (III)

Other Division records:

7—West Virginia vs. Cincinnati, Sept. 13, 2003; Virginia vs. South Carolina, Sept. 7, 2002 (I-A)

6—Delaware vs. Ga. Southern, Dec. 9, 2000; Delaware vs. Citadel, Sept. 9, 2002; Fla. Atlantic vs. Troy St., Oct. 26, 2002; Jacksonville vs. Valparaiso, Sept. 27, 2003 (I-AA)

5—Harding vs. Tarleton St., Sept. 2, 2000; Harding vs. Central Ark., Oct. 7, 2000; Winona St. vs. Minn. Duluth, Nov. 15, 2003 (II)

Season—Offense**Total Offense****MOST PLAYS PER GAME**

92.4—Notre Dame, 1970 (924 in 10) (I-A)

Other Division records:

89.6—Weber St., 1991 (986 in 11) (I-AA)

88.7—Cal St. Chico, 1967 (887 in 10) (II)

85.6—Hampden-Sydney, 1978 (856 in 10) (III)

MOST YARDS GAINED

7,766—Trinity (Tex.), 2002 (III)
Other Division records:
 7,576—Texas Tech, 2003 (I-A)
 6,577—Alcorn St., 1994 (I-AA)
 6,841—Grand Valley St., 2002 (II)

MOST YARDS GAINED PER GAME

640.1—Mississippi Val., 1984 (6,401 in 10) (I-AA)
Other Division records:
 624.9—Houston, 1989 (6,874 in 11) (I-A)
 624.1—Hanover, 1948 (4,993 in 8) (II)
 561.2—Westminster (Mo.), 1998 (5,612 in 10) (III)

HIGHEST AVERAGE GAIN PER PLAY

9.2—Hanover, 1948 (543 for 4,993) (II)
Other Division records:
 7.9—Army, 1945 (526 for 4,164) (I-A)
 7.8—Alcorn St., 1994 (848 for 6,577) (I-AA)
 8.1—Ferrum, 1990 (534 for 4,350) (III)

MOST TOUCHDOWNS SCORED BY RUSHING AND PASSING

84—Nebraska, 1983 (I-A)
 84—Mississippi Val., 1984 (I-AA)
 84—St. John's (Minn.), 1993 (III)
Other Division record:
 82—Grand Valley St., 2001 (II)

Rushing**MOST RUSHES PER GAME**

78.9—Okla. Panhandle, 1963 (789 in 10) (II)
Other Division records:
 73.9—Oklahoma, 1974 (813 in 11) (I-A)
 69.8—Northeastern, 1986 (698 in 10) (I-AA)
 71.4—Wis.-River Falls, 1988 (714 in 10) (III)

MOST YARDS GAINED RUSHING

5,196—Oklahoma, 1971 (I-A)
Other Division records:
 4,609—Ga. Southern, 1999 (I-AA)
 4,503—Carson-Newman, 2002 (II)
 4,384—Springfield, 2003 (III)

MOST YARDS GAINED RUSHING PER GAME

472.4—Oklahoma, 1971 (5,196 in 11) (I-A)
Other Division records:
 419.0—Ga. Southern, 1999 (4,609 in 11) (I-AA)
 404.8—Col. Of Emporia, 1954 (3,643 in 9) (II)
 434.7—Ferrum, 1990 (3,912 in 9) (III)

HIGHEST GAIN PER RUSH

8.4—Hanover, 1948 (382 for 3,203) (II)
Other Division records:
 7.6—Army, 1945 (424 for 3,238) (I-A)
 7.0—Ga. Southern, 1999 (654 for 4,609) (I-AA)
 8.3—Ferrum, 1990 (470 for 3,912) (III)

Passing**MOST PASSES ATTEMPTED PER GAME**

63.1—Houston, 1989 (694 in 11) (I-A)
Other Division records:
 55.8—Mississippi Val., 1984 (558 in 10) (I-AA)
 56.6—Emporia St., 1995 (623 in 11) (II)
 59.9—Sul Ross St., 2002 (599 in 10) (III)

MOST PASSES COMPLETED PER GAME

39.4—Houston, 1989 (434 in 11) (I-A)
Other Division records:
 35.1—Mississippi Val., 1984 (351 in 10) (I-AA)
 33.9—Valdosta St., 1995 (373 in 11) (II)
 35.8—Sul Ross St., 2002 (358 in 10) (III)

HIGHEST PASS COMPLETION PERCENTAGE (Min. 300 Attempts)

73.5%—UCF, 1998 (completed 302 of 411) (I-A)
Other Division records:
 70.6%—Hofstra, 1997 (completed 293 of 415) (I-AA)
 72.0%—Valdosta St., 2000 (completed 337 of 468) (II)
 70.7%—Mount Union, 1993 (completed 244 of 345) (III)

HIGHEST AVERAGE GAIN PER ATTEMPTED PASS (Min. 250 Attempts)

11.5—Grand Valley St., 2001 (291 for 3,346) (II)
Other Division records:
 10.9—Brigham Young, 1989 (433 for 4,732) (I-A)
 10.7—Northern Iowa, 1996 (252 for 2,700) (I-AA)
 11.1—Grinnell, 1998 (301 for 3,354) (III)

HIGHEST AVERAGE GAIN PER COMPLETION (Min. 100 Completions)

19.4—California (Pa.), 1966 (116 for 2,255) (II)
Other Division records:
 19.1—Houston, 1968 (105 for 2,003) (I-A)
 19.3—Jackson St., 1990 (156 for 3,006) (I-AA)
 17.1—Mount Union, 2003 (240 for 4,103) (III)

MOST PASSING YARDS GAINED PER GAME

511.3—Houston, 1989 (5,624 in 11) (I-A)
Other Division records:
 496.8—Mississippi Val., 1984 (4,968 in 10) (I-AA)
 454.5—West Tex. A&M, 1994 (5,000 in 11) (II)
 488.8—Westminster (Mo.), 1998 (4,888 in 10) (III)

MOST PASSING YARDS GAINED

6,179—Texas Tech, 2003 (13 games) (I-A)
Other Division records:
 4,968—Mississippi Val., 1984 (10 games) (I-AA)
 5,000—West Tex. A&M, 1994 (11 games) (II)
 4,888—Westminster (Mo.), 1998 (10 games) (III)

MOST TOUCHDOWN PASSES PER GAME

6.4—Mississippi Val., 1984 (64 in 10) (I-AA)
Other Division records:
 5.0—Houston, 1989 (55 in 11) (I-A)
 5.1—Grand Valley St., 2001 (51 in 10) (II)
 5.7—Westminster (Mo.), 1998 (57 in 10) (III)

HIGHEST PASS EFFICIENCY RATING POINTS (Min. 200 Attempts)

222.5—Grand Valley St., 2001 (291 attempts, 204 completions, 3 interceptions, 3,346 yards, 51 TD passes) (II)
Other Division records:
 184.4—Tulane, 1998 (339 attempts, 230 completions, 6 interceptions, 3,352 yards, 38 TD passes) (I-A)
 190.6—William & Mary, 1993 (232 attempts, 161 completions, 4 interceptions, 2,499 yards, 24 TD passes) (I-AA)
 211.3—Eureka, 1994 (205 attempts, 142 completions, 8 interceptions, 2,478 yards, 30 TD passes) (III)

Scoring**MOST POINTS SCORED PER GAME**

61.5—St. John's (Minn.), 1993 (615 in 10) (III)
Other Division records:
 56.0—Army, 1944 (509 in 9) (I-A)
 60.9—Mississippi Val., 1984 (609 in 10) (I-AA)
 58.4—Grand Valley St., 2001 (584 in 10) (II)

MOST POINTS SCORED

624—Nebraska, 1983 (12 games)
Other Division records:
 609—Mississippi Val., 1984 (10 games)
 584—Grand Valley St., 2001 (10 games)
 615—St. John's (Minn.), 1993 (10 games)

MOST CONSECUTIVE EXTRA POINTS MADE BY KICKING

71—Florida, 1995; Nebraska, 1997 (Entire Season) (I-A)
Other Division records:
 68—Idaho, 1993 (I-AA)
 56—Northwest Mo. St., 1999 (Entire Season) (II)
 49—Dayton, 1989 (Entire Season) (III)

MOST FIELD GOALS MADE PER GAME

2.6—UCLA, 1984 (29 in 11) (I-A)
Other Division records:
 2.4—Nevada, 1982 (26 in 11); Northern Iowa, 1990 (26 in 11) (I-AA)
 2.0—Southern Ark., 1998 (20 in 10) (II)
 2.0—Mount Union, 1990 (20 in 10) (III)

Penalties**MOST PENALTIES PER GAME**

14.6—Portland St., 1994 (146 in 10) (II)
Other Division records:
 12.9—Grambling, 1977 (142 in 11) (I-A)
 13.7—Grambling, 1984 (151 in 11) (I-AA)
 13.3—Kean, 1990 (133 in 10) (III)

MOST TOTAL PENALTIES

152—Alabama St., 2001 (12 games) (I-AA)
Other Division records:
 142—Grambling, 1977 (11 games) (I-A)
 146—Gardner-Webb, 1992 (11 games); Portland St., 1994 (10 games) (II)
 133—Kean, 1990 (10 games) (III)

MOST YARDS PENALIZED PER GAME

134.2—Grambling, 1977 (1,476 in 11) (I-A)
Other Division records:
 125.5—Tennessee St., 1982 (1,255 in 10) (I-AA)
 123.3—Hampton, 1977 (1,356 in 11) (II)
 121.9—Hofstra, 1991 (1,219 in 10) (III)

Turnovers**MOST TURNOVERS LOST PER GAME**

6.1—Mississippi St., 1949 (55 in 9) (I-A)
Other Division records:
 5.9—Texas Southern, 1980 (59 in 10) (I-AA)
 5.8—Livingstone, 1986 (58 in 10) (II)
 5.2—William Penn, 1985 (52 in 10) (III)

MOST TURNOVERS LOST

61—North Texas, 1971; Tulsa, 1976 (I-A)
 61—Cheyney, 1990 (II)
Other Division records:
 59—Texas Southern, 1980 (I-AA)
 52—William Penn, 1985 (III)

Miscellaneous All-Time Records**MOST IMPROVED TEAMS**

11 games—Northern Mich., 1975 (from 0-10-0 to 13-1-0) (II)
Other Division records:
 8 1/2 games—Hawaii, 1999 (from 0-12-0 to 9-4-0) (I-A)
 9 1/2 games—Montana St., 1984 (from 1-10-0 to 12-2-0) (I-AA)
 7 1/2 games—Wis.-Stout, 2000 (from 2-8-0 to 10-1-0) (III)

LONGEST WINNING STREAKS

55 games—Mount Union, 2000-03 (III)
Other Division records:
 47 games—Oklahoma, 1953-57 (I-A)
 24 games—Pennsylvania, 1992-95; Montana, 2001-02 (I-AA)
 34 games—Hillsdale, 1954-57 (II)

LONGEST UNBEATEN STREAKS (Includes Ties)

63 games—Washington, 1907-17 (59-0-4 record) (I-A)
Other Division records:
 24 games—Pennsylvania, 1992-95 (24-0-0 record); Montana, 2001-02 (24-0-0 record) (I-AA)
 54 games—Morgan St., 1931-38 (47-0-7 record) (II)
 60 games—Augustana (Ill.), 1983-87 (59-0-1 record) (III)

LONGEST LOSING STREAKS

80 games—Prairie View, 1989-98 (I-AA)
Other Division records:
 34 games—Northwestern, 1979-82 (I-A)
 46 games—Minn.-Morris, 1998-03 (II)
 50 games—Macalester, 1974-79 (III)

LONGEST HOME WINNING STREAKS

58 games—Miami (Fla.), 1985-94 (I-A)
Other Division records:
 39 games—Ga. Southern, 1997-01 (I-AA)
 31 games—Indiana (Pa.), 1986-92 (II)
 52 games—Augustana (Ill.), 1980-89 (III)

Longest Plays

RUSHING

- 99 Yards—Five players tied (Most recent: Eric Vann, Kansas vs. Oklahoma, 1997) (I-A)
 99 Yards—Five players tied (Most recent: Jermaine Creighton, St. John's [N.Y.] vs. Siena, 1996) (I-AA)
 99 Yards—21 players tied (Most recent: Roncie Maye, Carson-Newman vs. Lenoir-Rhyne, 1999) (II)
 99 Yards—10 players tied (Most recent: Derek Garrod, Ohio Northern vs. Wilmington [Ohio], 2002) (III)

PASSING

- 99 Yards—13 passers-receivers tied (Most recent: Dondrial Pinkins-Troy Williamson, South Carolina vs. Virginia, 2003; Jim Sorgi-Lee Evans, Wisconsin vs. Akron, 2003) (I-A)
 99 Yards—Ten passers-receivers tied (Most recent: Matt Verbit-Clinton Wu, Princeton vs. Brown, 2003) (I-AA)
 99 Yards—24 passers-receivers tied (Most recent: Nate Jackson-Jonny Chan, Colorado Mines vs. South Dakota Tech, 2002; Maurice Hill-James Johnson, Bowie St. vs. St. Augustine's, 2002) (II)
 99 Yards—21 passers-receivers tied (Most recent: Clay Groefsema-Shawn Watson, Redlands vs. Whittier, 2001)

INTERCEPTION RETURNS

- 100 Yards—74 players tied (Most recent: R.J. Oliver, Arizona St. vs. Northern Ariz., 2003) (I-A)
 100 Yards—20 players tied (Most recent: Giovanni Benson, New Hampshire vs. Dartmouth, 2003) (I-AA)
 100 Yards—11 players tied (Most recent: Chris Volz, Indianapolis vs. Mercyhurst, 2000) (II)
 100 Yards—39 players tied (Most recent: Thom Hausler, Capital vs. Otterbein, 2003) (III)

PUNT RETURNS

- 100 Yards—10 players tied (Most recent: Courtney Davis, Bowling Green vs. Kent St., 1996) (I-A)
 100 Yards—Randy Ladson, Fayetteville St. vs. St. Paul's, 1987 (II)
Other Division records:
 98 Yards—Barney Bussey, South Carolina St. vs. Johnson Smith, 1981; Willie Ware, Mississippi Val. vs. Bishop, 1985 (I-AA)
 99 Yards—Robert Middlebrook, Knoxville vs. Miles, 1985 (III)

KICKOFF RETURNS

- 100 Yards—235 players tied (Most recent: Nine players, 2003) (I-A)
 100 Yards—59 players tied (Most recent: Arel Gordon, Maine vs. Morgan St., 2003) (I-AA)
 100 Yards—21 players tied (Most recent: Jordan Babineaux, Southern Ark. vs. Delta St., 2003) (II)
 100 Yards—51 players tied (Most recent: Will Groff, Cortland St. vs. St. John Fisher, 2003) (III)

PUNTS

- 99 Yards—Pat Brady, Nevada vs. Loyola Marymount, 1950 (I-A)
Other Division records:
 93 Yards—Tyler Grogan, Northeastern vs. Villanova, 2001 (I-AA)
 97 Yards—Earl Hurst, Emporia St. vs. Central Mo. St., 1964 (II)

90 Yards—Dan Heeren, Coe vs. Lawrence, 1974;
 Sean Lipscomb, Redlands vs. Pomona-Pitzer, 2002 (III)

FIELD GOALS

- 67 Yards—Russell Erxleben, Texas vs. Rice, 1977;
 Steve Little, Arkansas vs. Texas, 1977; Joe Williams, Wichita St. vs. Southern Ill., 1978 (I-A)
 67 Yards—Tom Odle, Fort Hays St. vs. Washburn, 1988 (II)
Other Division records:
 63 Yards—Tim Foley, Georgia vs. James Madison, 1987; Scott Roper, Arkansas St. vs. North Texas, 1987; Bill Gramatica, South Fla. vs. Austin Peay, 2000 (I-AA)
 62 Yards—Dom Antonini, Rowan vs. Salisbury, 1976 (III)

All-Time Won-Lost-Tied Records

MOST GAMES PLAYED

- 1,243—Pennsylvania (768-433-42 in 127 seasons) (I-AA)
Other Division records:
 1,166—Rutgers (558-566-42 in 134 seasons) (I-A)
 1,011—Washburn (455-516-40 in 112 seasons) (II)
 1,017—Frank. & Marsh. (542-428-47 in 116 seasons) (III)

MOST SEASONS PLAYED

- 134—Rutgers (I-A)
 134—Princeton (I-AA)
Other Division records:
 114—Colorado Mines (II)
 124—Amherst (III)

MOST VICTORIES

- 833—Michigan, 124 seasons (272 losses, 36 ties) (I-A)
Other Division records:
 821—Yale, 131 seasons (315 losses, 55 ties) (I-AA)
 579—Pittsburg St., 96 seasons (301 losses, 48 ties) (II)
 644—Wittenberg, 110 seasons (326 losses, 32 ties) (III)

MOST LOSSES

- 586—Northwestern (116 seasons) (I-A)
Other Division records:
 576—Richmond (120 seasons) (I-AA)
 516—Washburn (112 seasons) (II)
 543—Otterbein (114 seasons) (III)

MOST TIED GAMES

- 65—Illinois St. (104 seasons, 406-468-65) (I-AA)
Other Division records:
 58—Kansas (114 seasons, 525-519-58) (I-A)
 51—Central Mo. St. (107 seasons, 444-458-51) (II)
 62—Union (N.Y.) (116 seasons, 460-408-62) (III)

BEST WINNING PERCENTAGE

(Min. 20 Seasons)

- .759—Ga. Southern (218-69-1, 22 seasons) (I-AA)
Other Division records:
 .746—Notre Dame (796-257-42, 115 seasons) (I-A)
 .692—Tex. A&M-Kingsville (529-231-16, 75 seasons) (II)
 .699—St. John's (Minn.) (510-213-24, 93 seasons) (III)

Winningest Teams by Decade

BY PERCENTAGE

2000s (2000-01-02-03)

- .982—Mount Union (55-1) (III)
Other Division records:
 .920—Miami (Fla.) (46-4) (I-A)
 .872—Pennsylvania (34-5) (I-AA)
 .889—Grand Valley St. (48-6) (II)

1990s (1990-99)

- .941—Mount Union (120-7-1) (III)
Other Division records:
 .890—Florida St. (109-13-1) (I-A)
 .844—Dayton (92-17-0) (I-AA) (I-AA)
 .846—Pittsburg St. (103-18-2) (II)

BY VICTORIES

2000s (2000-01-02-03)

- 55—Mount Union (55-1) (III)
Other Division records:
 48—Oklahoma (48-6) (I-A)
 48—Montana (48-10) (I-AA)
 48—Grand Valley St. (48-6) (II)

1990s (1990-99)

- 120—Mount Union (120-7-1) (III)
Other Division records:
 114—Marshall (114-25-0) (I-A)
 103—Youngstown St. (103-30-2) (I-AA)
 103—Pittsburg St. (103-18-2) (II)

All-Time Longest Rivalries

MOST GAMES PLAYED

(Series leader listed first)

- 139 games—Lafayette-Lehigh (72-62-5 record, first meeting in 1884) (I-AA)
Other Division records:
 113 games—Minnesota-Wisconsin (59-46-8 record, first meeting in 1890) (I-A)
 110 games—North Dakota-North Dakota St. (62-45-3 record, first meeting in 1894) (II)
 118 games—Williams-Amherst (66-47-5 record, first meeting in 1881) (III)

EARLIEST YEAR PLAYED

(Series leader listed first)

- 1873—Yale-Princeton (126 meetings, 68-48-10 record) (I-AA)
Other Division records:
 1888—Miami (Ohio)-Cincinnati (108 meetings, 58-43-7 record); North Carolina-Wake Forest (100 meetings, 66-32-2 record) (I-A)
 1889—South Dakota-South Dakota St. (104 meetings, 50-47-7 record); Colorado Mines-Colorado Col. (88 meetings, 46-37-5 record) (last met in 2000) (II)
 1881—Williams-Amherst (118 meetings, 66-47-5 record); Williams-Wesleyan (Conn.) (109 meetings, 67-37-5 record) (III)



Award Winners

Consensus All-America	
Selections, 1889-2003	228
Special Awards	244
First-Team All-Americans	
Below Division I-A.....	253
NCAA Postgraduate Scholarship	
Winners	266
Academic All-America	
Hall of Fame	271
Academic All-Americans by School...	272



Consensus All-America Selections, 1889-2003

In 1950, the National Collegiate Athletic Bureau (the NCAA's service bureau) compiled the first official comprehensive roster of all-time all-Americans. The compilation of the all-American roster was supervised by a panel of analysts working in large part with the historical records contained in the files of the Dr. Baker Football Information Service.

The roster consists of only those players who were first-team selections on one or more of the all-America teams that were selected for the national audience and received nationwide circulation. Not included are the thousands of players who received mention on all-America second or third teams, nor the numerous others who were selected by newspapers or agencies with circulations that were not primarily national and with viewpoints, therefore, that were not normally nationwide in scope.

The following chart indicates, by year (in left column), which national media and organizations selected all-America teams. The headings at the top of each column refer to the selector (see legend after chart)

All-America Selectors																						
	AA	AP	C	CNN	COL	CP	FBW	FC	FN	FW	INS	L	LIB	M	N	NA	NEA	SN	UP	UPI	W	WCF
1889	-	-	-	-	-	-	-	-	-	-	-	-	-	-	-	-	-	-	-	-	√	-
1890	-	-	-	-	-	-	-	-	-	-	-	-	-	-	-	-	-	-	-	-	√	-
1891	-	-	-	-	-	-	-	-	-	-	-	-	-	-	-	-	-	-	-	-	√	-
1892	-	-	-	-	-	-	-	-	-	-	-	-	-	-	-	-	-	-	-	-	√	-
1893	-	-	-	-	-	-	-	-	-	-	-	-	-	-	-	-	-	-	-	-	√	-
1894	-	-	-	-	-	-	-	-	-	-	-	-	-	-	-	-	-	-	-	-	√	-
1895	-	-	-	-	-	-	-	-	-	-	-	-	-	-	-	-	-	-	-	-	√	-
1896	-	-	-	-	-	-	-	-	-	-	-	-	-	-	-	-	-	-	-	-	√	-
1897	-	-	-	-	-	-	-	-	-	-	-	-	-	-	-	-	-	-	-	-	√	-
1898	-	-	√	-	-	-	-	-	-	-	-	-	-	-	-	-	-	-	-	-	√	-
1899	-	-	√	-	-	-	-	-	-	-	-	-	-	-	-	-	-	-	-	-	√	-
1900	-	-	√	-	-	-	-	-	-	-	-	-	-	-	-	-	-	-	-	-	√	-
1901	-	-	√	-	-	-	-	-	-	-	-	-	-	-	-	-	-	-	-	-	√	-
1902	-	-	√	-	-	-	-	-	-	-	-	-	-	-	-	-	-	-	-	-	√	-
1903	-	-	√	-	-	-	-	-	-	-	-	-	-	-	-	-	-	-	-	-	√	-
1904	-	-	√	-	-	-	-	-	-	-	-	-	-	-	-	-	-	-	-	-	√	-
1905	-	-	√	-	-	-	-	-	-	-	-	-	-	-	-	-	-	-	-	-	√	-
1906	-	-	√	-	-	-	-	-	-	-	-	-	-	-	-	-	-	-	-	-	√	-
1907	-	-	√	-	-	-	-	-	-	-	-	-	-	-	-	-	-	-	-	-	√	-
1908	-	-	√	-	-	-	-	-	-	-	-	-	-	-	-	-	-	-	-	-	√	-
1909	-	-	√	-	-	-	-	-	-	-	-	-	-	-	-	-	-	-	-	-	-	-
1910	-	-	√	-	-	-	-	-	-	-	-	-	-	-	-	-	-	-	-	-	-	-
1911	-	-	√	-	-	-	-	-	-	-	-	-	-	-	-	-	-	-	-	-	-	-
1912	-	-	√	-	-	-	-	-	-	-	-	-	-	-	-	-	-	-	-	-	-	-
1913	-	-	√	-	-	-	-	-	-	-	√	-	-	-	-	-	-	-	-	-	-	-
1914	-	-	√	-	-	-	-	-	-	-	√	-	-	-	-	-	-	-	-	-	-	-
1915	-	-	√	-	-	-	-	-	-	-	√	-	-	-	-	-	-	-	-	-	-	-
1916	-	-	√	-	-	-	-	-	-	-	√	-	-	√	-	-	-	-	-	-	-	-
1917	-	-	(*)	-	-	-	-	-	-	-	√	-	-	√	-	-	√	-	-	-	-	-
1918	-	-	√	-	-	-	-	-	-	-	-	-	-	√	-	-	-	-	-	-	-	-
1919	-	-	√	-	-	-	-	-	-	-	-	-	-	√	-	-	-	-	-	-	-	-
1920	-	-	√	-	-	-	√	-	-	-	√	-	-	√	-	-	-	-	-	-	-	-
1921	-	-	√	-	-	-	-	-	-	-	-	-	-	-	-	-	-	-	-	-	-	-
1922	-	-	√	-	-	-	-	-	-	-	-	-	-	-	-	-	-	-	-	-	-	-
1923	-	-	√	-	-	-	√	-	-	-	-	-	-	-	-	-	-	-	-	-	-	-
1924	√	-	√	-	-	-	√	-	-	-	√	-	√	-	-	-	√	-	-	-	-	-
1925	√	√	-	-	√	-	√	-	-	-	√	-	√	-	-	-	√	-	√	-	-	-
1926	√	√	-	-	√	-	-	-	-	-	√	-	-	-	-	-	√	-	√	-	-	-
1927	√	√	-	-	√	-	-	-	-	-	√	-	-	-	-	√	√	-	√	-	-	-
1928	√	√	-	-	√	-	-	-	-	-	√	-	-	-	-	√	√	-	√	-	-	-
1929	√	√	-	-	√	-	-	-	-	-	√	-	-	-	-	√	√	-	√	-	-	-
1930	√	√	-	-	√	-	-	-	-	-	√	-	-	-	-	√	√	-	√	-	-	-
1931	√	√	-	-	√	-	-	-	-	-	√	-	√	-	-	√	√	-	√	-	-	-
1932	√	√	-	-	√	-	-	-	-	-	√	-	√	-	-	√	√	-	√	-	-	-
1933	√	√	-	-	√	-	-	-	-	-	√	-	√	-	-	√	√	-	√	-	-	-
1934	√	√	-	-	√	-	-	-	-	-	√	-	√	-	-	√	√	-	√	-	-	-
1935	√	√	-	-	√	-	-	-	-	-	√	-	√	-	-	√	√	-	√	-	-	-
1936	√	√	-	-	√	-	-	-	-	-	√	-	√	-	-	√	√	-	√	-	-	-
1937	√	√	-	-	√	-	-	-	-	-	√	-	√	-	√	√	√	-	√	-	-	-
1938	√	√	-	-	√	-	-	-	-	-	√	-	√	-	√	√	√	-	√	-	-	-
1939	√	√	-	-	√	-	-	-	-	-	√	-	√	-	√	√	√	-	√	-	-	-
1940	√	√	-	-	√	-	-	-	-	-	√	-	√	-	√	√	√	-	√	-	-	-
1941	√	√	-	-	√	-	-	-	-	-	√	-	√	-	√	√	√	-	√	-	-	-
1942	√	√	-	-	√	-	-	-	-	-	√	√	-	√	√	√	√	-	√	-	-	-
1943	√	√	-	-	√	-	-	-	√	-	√	√	-	-	-	-	-	√	√	-	-	-
1944	√	√	-	-	√	-	-	-	√	√	√	√	-	-	-	√	√	-	√	-	-	-
1945	√	√	-	-	√	-	-	√	-	√	√	√	-	-	-	√	√	-	√	-	-	-
1946	√	√	-	-	√	-	-	√	-	√	√	(t)	-	-	-	√	√	-	√	-	-	-
1947	-	√	-	-	-	-	-	√	-	√	√	-	-	-	-	√	√	-	√	-	-	-
1948	-	√	-	-	(§)	-	-	√	-	√	(#)√	-	-	-	-	√	√	-	√	-	-	-
1949	√	√	-	-	-	-	-	√	-	√	√	-	-	-	-	√	√	-	√	-	-	-
1950	√	√	-	-	-	-	-	√	-	√	√	-	-	-	-	√	√	-	√	-	-	-
1951	√	√	-	-	-	-	-	√	-	√	√	-	-	-	-	√	√	-	√	-	-	-
1952	√	√	-	-	-	-	-	√	-	√	√	-	-	-	-	√	√	-	√	-	-	-
1953	√	√	-	-	-	-	-	√	-	√	√	-	-	-	-	√	√	-	√	-	-	-

	AA	AP	C	CNN	COL	CP	FBW	FC	FN	FW	INS	L	LIB	M	N	NA	NEA	SN	UP	UPI	W	WCF
1954	√	√						√		√	√						√	√	√			
1955	√	√						√		√	√						√	√	√			
1956		√						√		√	√						√	√	√			
1957		√						√		√	√						√	√	√			
1958		√						√		√							√	√		√		
1959		√						√		√							√	√			√	
1960		√						√		√							√	√			√	
1961		√						√		√							√	√			√	
1962		√						√		√							√	√			√	
1963		√				√		√		√							√	√			√	
1964		√				√		√		√							√				√	
1965		√				√		√		√							√				√	
1966		√				√		√		√							√				√	
1967		√				√		√		√							√				√	
1968		√				√		√		√							√				√	
1969		√				√		√		√							√				√	
1970		√				√		√		√							√				√	
1971		√						√		√							√				√	
1972		√						√		√							√				√	
1973		√						√		√							√				√	
1974		√						√		√											√	
1975		√						√		√											√	
1976		√						√		√											√	
1977		√						√		√											√	
1978		√						√		√											√	
1979		√						√		√											√	
1980		√						√		√											√	
1981		√						√		√											√	
1982		√						√		√											√	
1983		√						√		√											√	
1984		√						√		√											√	
1985		√						√		√											√	
1986		√						√		√											√	
1987		√						√		√											√	
1988		√						√		√											√	
1989		√						√		√											√	
1990		√						√		√											√	
1991		√						√		√											√	
1992		√						√		√											√	
1993		√						√	√	√								√			√	
1994		√						√	√	√								√			√	
1995		√						√	√	√								√			√	
1996		√						√	√	√								√			√	
1997		√						√	√	√								√			√	
1998		√						√	√	√								√			√	
1999		√						√	√	√								√			√	
2000		√						√	√	√								√			√	
2001		√		√				√	√	√								√			√	
2002		√						√	√	√								√			√	
2003		√						√	√	√								√			√	

*In 1917, Walter Camp selected an all-Service, all-America team composed of military personnel. †During 1946-70, Look Magazine published the Football Writers Association of America's selections, listed under FW. §During 1948-56, Collier's Magazine published the American Football Coaches Association's selections, listed under FC. #International News Service was the first to select offensive and defensive teams.

LEGEND FOR SELECTORS

- AA—All-America Board
- AP—Associated Press
- C—Walter Camp (published in Harper's Weekly, 1897; in Collier's Magazine, 1898-1924)
- CNN—Cable News Network-Sports Illustrated.com
- COL—Collier's Magazine (selections by Grantland Rice, 1925-47; published American Football Coaches Association teams, 1948-56, listed under FC)
- CP—Central Press
- FBW—Football World Magazine
- FC—American Football Coaches Association (published in Saturday Evening Post Magazine, 1945-47; in Collier's Magazine, 1948-56; sponsored by General Mills in 1957-59 and by Eastman Kodak from 1960-93)
- FN—Football News
- FW—Football Writers Association of America (published in Look Magazine, 1946-70)
- INS—International News Service (merged with United Press in 1958 to form UPI)
- L—Look Magazine (published Football Writers Association of America teams, 1946-70, listed under FW)
- LIB—Liberty Magazine
- M—Frank Menke Syndicate
- N—Newsweek
- NA—North American Newspaper Alliance
- NEA—Newspaper Enterprise Association
- SN—Sporting News
- UP—United Press (merged with International News Service in 1958 to form UPI)
- UPI—United Press International
- W—Caspar Whitney (published in The Week's Sport in association with Walter Camp, 1889-90; published in Harper's Weekly, 1891-96, and in Outing Magazine, which he owned, 1898-1908; Walter Camp substituted for Whitney, who was on a world sports tour, and selected Harper's Weekly's team for 1897)
- WCF—Walter Camp Foundation

AWARD WINNERS

All-America Selections

Listed on the following pages are the consensus all-Americans (i.e., the players who were accorded a majority of votes at their positions by the selectors). Included are the selections of 1889-97, 1909-12 and 1921-22 when there was only one selector.

1889

E—Amos Alonzo Stagg, Yale; Arthur Cumnock, Harvard; T—Hector Cowan, Princeton; Charles Gill, Yale; G—Pudge Heffelfinger, Yale; John Cranston, Harvard; C—William George, Princeton; B—Edgar Allan Poe, Princeton; Roscoe Channing, Princeton; Knowlton Ames, Princeton; James Lee, Harvard.

1890

E—Frank Hallowell, Harvard; Ralph Warren, Princeton; T—Marshall Newell, Harvard; William Rhodes, Yale; G—Pudge Heffelfinger, Yale; Jesse Riggs, Princeton; C—John Cranston, Harvard; B—Thomas McClung, Yale; Sheppard Homans, Princeton; Dudley Dean, Harvard; John Corbett, Harvard.

1891

E—Frank Hinkey, Yale; John Hartwell, Yale; T—Wallace Winter, Yale; Marshall Newell, Harvard; G—Pudge Heffelfinger, Yale; Jesse Riggs, Princeton; C—John Adams, Pennsylvania; B—Philip King, Princeton; Everett Lake, Harvard; Thomas McClung, Yale; Sheppard Homans, Princeton.

1892

E—Frank Hinkey, Yale; Frank Hallowell, Harvard; T—Marshall Newell, Harvard; A. Hamilton Wallis, Yale; G—Arthur Wheeler, Princeton; Bertram Waters, Harvard; C—William Lewis, Harvard; B—Charles Brewer, Harvard; Vance McCormick, Yale; Philip King, Princeton; Harry Thayer, Pennsylvania.

1893

E—Frank Hinkey, Yale; Thomas Trenchard, Princeton; T—Langdon Lea, Princeton; Marshall Newell, Harvard; G—Arthur Wheeler, Princeton; William Hickok, Yale; C—William Lewis, Harvard; B—Philip King, Princeton; Charles Brewer, Harvard; Franklin Morse, Princeton; Frank Butterworth, Yale.

1894

E—Frank Hinkey, Yale; Charles Gelbert, Pennsylvania; T—Bertram Waters, Harvard; Langdon Lea, Princeton; G—Arthur Wheeler, Princeton; William Hickok, Yale; C—Philip Stillman, Yale; B—George Adee, Yale; Arthur Knappe, Pennsylvania; George Brooke, Pennsylvania; Frank Butterworth, Yale.

1895

E—Norman Cabot, Harvard; Charles Gelbert, Pennsylvania; T—Langdon Lea, Princeton; Fred Murphy, Yale; G—Charles Wharton, Pennsylvania; Dudley Riggs, Princeton; C—Alfred Bull, Pennsylvania; B—Clinton Wyckoff, Cornell; Samuel Thorne, Yale; Charles Brewer, Harvard; George Brooke, Pennsylvania.

1896

E—Norman Cabot, Harvard; Charles Gelbert, Pennsylvania; T—William Church, Princeton; Fred Murphy, Yale; G—Charles Wharton, Pennsylvania; Wylie Woodruff, Pennsylvania; C—Robert Gailey, Princeton; B—Clarence Fincke, Yale; Edgar Wrightington, Harvard; Addison Kelly, Princeton; John Baird, Princeton.

1897

E—Garrett Cochran, Princeton; John Hall, Yale; T—Burr Chamberlain, Yale; John Outland, Pennsylvania; G—T. Truxton Hare, Pennsylvania; Gordon Brown, Yale; C—Alan Doucette, Harvard; B—Charles DeSaulles, Yale; Benjamin Dibblee, Harvard; Addison Kelly, Princeton; John Minds, Pennsylvania.

1898

E—Lew Palmer, Princeton; John Hallowell, Harvard; T—Arthur Hillebrand, Princeton; Burr Chamberlain, Yale; G—T. Truxton Hare, Pennsylvania; Gordon Brown, Yale; Walter Boal, Harvard; C—Pete Overfield, Pennsylvania; William Cunningham, Michigan; B—Charles Daly, Harvard; Benjamin Dibblee, Harvard; John Outland, Pennsylvania; Clarence Herschberger, Chicago; Malcolm McBride, Yale; Charles Romeyn, Army.

1899

E—David Campbell, Harvard; Arthur Poe, Princeton; T—Arthur Hillebrand, Princeton; George Stillman, Yale; G—T. Truxton Hare, Pennsylvania; Gordon Brown, Yale; C—Pete Overfield, Pennsylvania; B—Charles Daly, Harvard; Josiah McCracken, Pennsylvania; Malcolm McBride, Yale; Isaac Seneca, Carlisle; Albert Sharpe, Yale; Howard Reiter, Princeton.

1900

E—John Hallowell, Harvard; David Campbell, Harvard; William Smith, Army; T—George Stillman, Yale; James Bloomer, Yale; G—Gordon Brown, Yale; T. Truxton Hare, Pennsylvania; C—Herman Olcott, Yale; Walter Bachman, Lafayette; B—Bill Morley, Columbia; George Chadwick, Yale; Perry Hale, Yale; William Fincke, Yale; Charles Daly, Harvard; Raymond Starbuck, Cornell.

1901

E—David Campbell, Harvard; Ralph Davis, Princeton; Edward Bowditch, Harvard; Neil Snow, Michigan; T—Oliver Cutts, Harvard; Paul Bunker, Army; Crawford Blagden, Harvard; G—William Warner, Cornell; William Lee, Harvard; Charles Barnard, Harvard; Sanford Hunt, Cornell; C—Henry Holt, Yale; Walter Bachman, Lafayette; B—Robert Kernan, Harvard; Charles Daly, Army; Thomas Graydon, Harvard; Harold Weekes, Columbia; Bill Morley, Columbia.

1902

E—Thomas Shevlin, Yale; Edward Bowditch, Harvard; T—Ralph Kinney, Yale; James Hogan, Yale; Paul Bunker, Army; G—Edgar Glass, Yale; John DeWitt, Princeton; William Warner, Cornell; C—Henry Holt, Yale; Robert Boyers, Army; B—Foster Rockwell, Yale; George Chadwick, Yale; Thomas Graydon, Harvard; Thomas Barry, Brown.

1903

E—Howard Henry, Princeton; Charles Rafferty, Yale; T—Daniel Knowlton, Harvard; James Hogan, Yale; Fred Schacht, Minnesota; G—John DeWitt, Princeton; Andrew Marshall, Harvard; James Bloomer, Yale; C—Henry Hooper, Dartmouth; B—Willie Heston, Michigan; J. Dana Kafer, Princeton; James Johnson, Carlisle; Richard Smith, Columbia; Myron Witham, Dartmouth; W. Ledyard Mitchell, Yale.

1904

E—Thomas Shevlin, Yale; Fred Speik, Chicago; T—James Hogan, Yale; James Cooney, Princeton; G—Frank Piekarski, Pennsylvania; Joseph Gilman, Dartmouth; Ralph Kinney, Yale; C—Arthur Tipton, Army; B—Daniel Hurley, Harvard; Walter Eckersall, Chicago; Vincent Stevenson, Pennsylvania; Willie Heston, Michigan; Andrew Smith, Pennsylvania; Foster Rockwell, Yale; Henry Torney, Army.

1905

E—Thomas Shevlin, Yale; Ralph Glaze, Dartmouth; Mark Catlin, Chicago; T—Otis Lamson, Pennsylvania; Beaton Squires, Harvard; Karl Brill, Harvard; G—Roswell Tripp, Yale; Francis Burr, Harvard; C—Robert Torrey, Pennsylvania; B—Walter Eckersall, Chicago; Howard Roome, Yale; John Hubbard, Amherst; James McCormick, Princeton; Guy Hutchinson, Yale; Daniel Hurley, Harvard; Henry Torney, Army.

1906

E—Robert Forbes, Yale; L. Casper Wister, Princeton; T—L. Horatio Biglow, Yale; James Cooney, Princeton; Charles Osborne, Harvard; G—Francis Burr, Harvard; Elmer Thompson, Cornell; August Ziegler, Pennsylvania; C—William Dunn, Penn St.; William Newman, Cornell; B—Walter Eckersall, Chicago; Hugh Knox, Yale; Edward Dillon, Princeton; John Mayhew, Brown; William Hollenback, Pennsylvania; Paul Veeder, Yale.

1907

E—Bill Dague, Navy; Clarence Alcott, Yale; Albert Exendine, Carlisle; L. Casper Wister, Princeton; T—Dexter Draper, Pennsylvania; L. Horatio Biglow, Yale; G—August Ziegler, Pennsylvania; William Erwin, Army; C—Adolph Schulz, Michigan; Patrick Grant, Harvard; B—John Wendell, Harvard; Thomas A. D. Jones, Yale; Edwin Harlan, Princeton; James McCormick, Princeton; Edward Coy, Yale; Peter Hauser, Carlisle.

1908

E—Hunter Scarlett, Pennsylvania; George Schildmiller, Dartmouth; T—Hamilton Fish, Harvard; Frank Horr,

Syracuse; Percy Northcroft, Navy; G—Clark Tobin, Dartmouth; William Goebel, Yale; Hamlin Andrus, Yale; Bernard O'Rourke, Cornell; C—Charles Nourse, Harvard; B—Edward Coy, Yale; Frederick Tibbott, Princeton; William Hollenback, Pennsylvania; Walter Steffen, Chicago; Ed Lange, Navy; Hamilton Corbett, Harvard.

1909

E—Adrian Regnier, Brown; John Kilpatrick, Yale; T—Hamilton Fish, Harvard; Henry Hobbs, Yale; G—Albert Benbrook, Michigan; Hamlin Andrus, Yale; C—Carroll Cooney, Yale; B—Edward Coy, Yale; John McGovern, Minnesota; Stephen Philbin, Yale; Wayland Minot, Harvard.

1910

E—John Kilpatrick, Yale; Stanfield Wells, Michigan; T—Robert McKay, Harvard; James Walker, Minnesota; G—Robert Fisher, Harvard; Albert Benbrook, Michigan; C—Ernest Cozens, Pennsylvania; B—E. LeRoy Mercer, Pennsylvania; Percy Wendell, Harvard; Earl Sprackling, Brown; Talbot Pendleton, Princeton.

1911

E—Douglass Bomeisler, Yale; Sanford White, Princeton; T—Edward Hart, Princeton; Leland Devore, Army; G—Robert Fisher, Harvard; Joseph Duff, Princeton; C—Henry Ketcham, Yale; B—Jim Thorpe, Carlisle; Percy Wendell, Harvard; Arthur Howe, Yale; Jack Dalton, Navy.

1912

E—Samuel Felton, Harvard; Douglass Bomeisler, Yale; T—Wesley Englehorn, Dartmouth; Robert Butler, Wisconsin; G—Stanley Pennock, Harvard; John Logan, Princeton; C—Henry Ketcham, Yale; B—Charles Brickley, Harvard; Jim Thorpe, Carlisle; George Crowther, Brown; E. LeRoy Mercer, Pennsylvania.

1913

E—Robert Hogsett, Dartmouth; Louis Merrillat, Army; T—Harold Ballin, Princeton; Nelson Talbot, Yale; Miller Pontius, Michigan; Harvey Hitchcock, Harvard; G—John Brown, Navy; Stanley Pennock, Harvard; Ray Keeler, Wisconsin; C—Paul Des Jardien, Chicago; B—Charles Brickley, Harvard; Edward Mahan, Harvard; Jim Craig, Michigan; Ellery Huntington, Colgate; Gus Dorais, Notre Dame.

1914

E—Huntington Hardwick, Harvard; John O'Hearn, Cornell; Perry Graves, Illinois; T—Harold Ballin, Princeton; Walter Trumbull, Harvard; G—Stanley Pennock, Harvard; Ralph Chapman, Illinois; Clarence Spears, Dartmouth; C—John McEwan, Army; B—John Maulbetsch, Michigan; Edward Mahan, Harvard; Charles Barrett, Cornell; John Spiegel, Wash. & Jeff.; Harry LeGore, Yale.

1915

E—Murray Shelton, Cornell; Guy Chamberlin, Nebraska; T—Joseph Gilman, Harvard; Howard Buck, Wisconsin; G—Clarence Spears, Dartmouth; Harold White, Syracuse; C—Robert Peck, Pittsburgh; B—Charles Barrett, Cornell; Edward Mahan, Harvard; Richard King, Harvard; Bart Macomber, Illinois; Eugene Mayer, Virginia; Neno Jerry DaPrato, Michigan St.

1916

E—Bert Baston, Minnesota; James Herron, Pittsburgh; T—Clarence Horning, Colgate; D. Belford West, Colgate; G—Clinton Black, Yale; Harrie Dadmun, Harvard; Frank Hogg, Princeton; C—Robert Peck, Pittsburgh; B—Elmer Oliphant, Army; Oscar Anderson, Colgate; Fritz Pollard, Brown; Charles Harley, Ohio St.

1917

E—Charles Bolen, Ohio St.; Paul Robeson, Rutgers; Henry Miller, Pennsylvania; T—Alfred Cobb, Syracuse; George Hauser, Minnesota; G—Dale Seis, Pittsburgh; John Sutherland, Pittsburgh; Eugene Neely, Dartmouth; C—Frank Ryzdewski, Notre Dame; B—Elmer Oliphant, Army; Ben Boynton, Williams; Everett Strupper, Georgia Tech; Charles Harley, Ohio St.

1918

E—Paul Robeson, Rutgers; Bill Fincher, Georgia Tech; T—Wilbur Henry, Wash. & Jeff.; Leonard Hilty, Pittsburgh; Lou Usher, Syracuse; Joe Guyon, Georgia Tech; G—Joe Alexander, Syracuse; Lyman Pury, Navy; C—Ashel Day, Georgia Tech; John Depler, Illinois; B—Frank Murrey, Princeton; Tom Davies, Pittsburgh; Wolcott Roberts, Navy; George McLaren, Pittsburgh.

1919

E—Bob Higgins, Penn St.; Henry Miller, Pennsylvania; Lester Belding, Iowa; T—Wilbur Henry, Wash. & Jeff.; D. Belford West, Colgate; G—Joe Alexander, Syracuse; Adolph Youngstrom, Dartmouth; C—James Weaver, Centre; Charles Carpenter, Wisconsin; B—Charles Harley, Ohio St.; Ira Rodgers, West Virginia; Edward Casey, Harvard; Bo McMillin, Centre; Ben Boynton, Williams.

1920

E—Luke Urban, Boston College; Charles Carney, Illinois; Bill Fincher, Georgia Tech; T—Stan Keck, Princeton; Ralph Scott, Wisconsin; G—Tim Callahan, Yale; Tom Woods, Harvard; Iolas Huffman, Ohio St.; C—Herb Stein, Pittsburgh; B—George Gipp, Notre Dame; Donald Lourie, Princeton; Gaylord Stinchcomb, Ohio St.; Charles Way, Penn St.

1921

E—Brick Muller, California; Eddie Anderson, Notre Dame; T—Dan McMillan, California; Iolas Huffman, Ohio St.; G—Frank Schwab, Lafayette; John Brown, Harvard; Stan Keck, Princeton; C—Herb Stein, Pittsburgh; B—Aubrey Devine, Iowa; Glenn Killinger, Penn St.; Bo McMillin, Centre; Malcolm Aldrich, Yale; Edgar Kaw, Cornell.

1922

E—Brick Muller, California; Wendell Taylor, Navy; T—C. Herbert Treat, Princeton; John Thurman, Pennsylvania; G—Frank Schwab, Lafayette; Charles Hubbard, Harvard; C—Ed Garbisch, Army; B—Harry Kipke, Michigan; Gordon Locke, Iowa; John Thomas, Chicago; Edgar Kaw, Cornell.

1923

E—Pete McRae, Syracuse; Ray Ecklund, Minnesota; Lynn Bomar, Vanderbilt; T—Century Milstead, Yale; Marty Below, Wisconsin; G—Charles Hubbard, Harvard; James McMillen, Illinois; C—Jack Blott, Michigan; B—George Pfann, Cornell; Red Grange, Illinois; William Mallory, Yale; Harry Wilson, Penn St.

Beginning in 1924, unanimous selections are indicated by ().*

1924

E—Jim Lawson, Stanford, 5-11, 190, Long Beach, Calif.; (tie) E—Dick Luman, Yale, 6-1, 176, Pinedale, Wyo.; Henry Wakefield, Vanderbilt, 5-10, 160, Petersburg, Tenn.; T—Ed McGinley, Pennsylvania, 5-11, 185, Swarthmore, Pa.; T—Ed Weir, Nebraska, 6-1, 194, Superior, Neb.; G—Joe Pondelik, Chicago, 5-11, 215, Cicero, Ill.; G—Carl Diehl, Dartmouth, 6-1, 205, Chicago, Ill.; C—Edwin Horrell, California, 5-11, 185, Pasadena, Calif.; B—*Red Grange, Illinois, 5-10, 170, Wheaton, Ill.; B—Harry Stuhldreher, Notre Dame, 5-7, 151, Massillon, Ohio; B—Jimmy Crowley, Notre Dame, 5-11, 162, Green Bay, Wis.; B—Elmer Layden, Notre Dame, 6-0, 162, Davenport, Iowa.

1925

E—Bennie Oosterbaan, Michigan, 6-0, 180, Muskegon, Mich.; E—George Tully, Dartmouth, 5-10, 175, Orange, N.J.; T—*Ed Weir, Nebraska, 6-1, 194, Superior, Neb.; T—Ralph Chase, Pittsburgh, 6-3, 202, Easton, Pa.; G—Carl Diehl, Dartmouth, 6-1, 205, Chicago, Ill.; G—Ed Hess, Ohio St., 6-1, 190, Cincinnati, Ohio; C—Ed McMillan, Princeton, 6-0, 208, Pittsburgh, Pa.; B—*Andy Oberlander, Dartmouth, 6-0, 197, Everett, Mass.; B—Red Grange, Illinois, 5-10, 170, Wheaton, Ill.; B—Ernie Nevers, Stanford, 6-0, 200, Superior, Wis.; (tie) B—Benny Friedman, Michigan, 5-8, 170, Cleveland, Ohio; George Wilson, Washington, 5-11, 190, Everett, Wash.

1926

E—Bennie Oosterbaan, Michigan, 6-0, 186, Muskegon, Mich.; E—Vic Hanson, Syracuse, 5-10, 174, Syracuse, N.Y.; T—*Frank Wickhorst, Navy, 6-0, 218, Oak Park, Ill.; T—Bud Sprague, Army, 6-2, 210, Dallas, Texas; G—Harry Connaughton, Georgetown, 6-2, 275, Philadelphia, Pa.; G—Bernie Shively, Illinois, 6-4, 208, Oliver, Ill.; C—Bud Boeringer, Notre Dame, 6-1, 186, St. Paul, Minn.; B—Benny Friedman, Michigan, 5-8, 172, Cleveland, Ohio; B—Mort Kaer, Southern California, 5-11, 167, Red Bluff, Calif.; B—Ralph Baker, Northwestern, 5-10, 172, Rockford, Ill.; B—Herb Joesting, Minnesota, 6-1, 192, Owatonna, Minn.

1927

E—*Bennie Oosterbaan, Michigan, 6-0, 186, Muskegon, Mich.; E—Tom Nash, Georgia, 6-3, 200, Washington, Ga.; T—Jesse Hibbs, Southern California, 5-

11, 185, Glendale, Calif.; T—Ed Hake, Pennsylvania, 6-0, 190, Philadelphia, Pa.; G—Bill Webster, Yale, 6-0, 200, Shelton, Conn.; G—John Smith, Notre Dame, 5-9, 164, Hartford, Conn.; (tie) C—Larry Bettencourt, St. Mary's (Cal.), 5-10, 187, Centerville, Calif.; John Charlesworth, Yale, 5-11, 198, North Adams, Mass.; B—*Gibby Welch, Pittsburgh, 5-11, 170, Parkersburg, W. Va.; B—Morley Drury, Southern California, 6-0, 185, Long Beach, Calif.; B—Red Cagle, Army, 5-9, 167, Merryville, La.; B—Herb Joesting, Minnesota, 6-1, 192, Owatonna, Minn.

1928

E—Irv Phillips, California, 6-1, 188, Salinas, Calif.; E—Wes Fesler, Ohio St., 6-0, 173, Youngstown, Ohio; T—Otto Pommerening, Michigan, 6-0, 178, Ann Arbor, Mich.; T—Mike Getto, Pittsburgh, 6-2, 198, Jeannette, Pa.; G—Seraphim Post, Stanford, 6-0, 190, Berkeley, Calif.; (tie) G—Don Robesky, Stanford, 5-11, 198, Bakersfield, Calif.; Edward Burke, Navy, 6-0, 180, Larksville, Pa.; C—Pete Pund, Georgia Tech, 6-0, 195, Augusta, Ga.; B—*Red Cagle, Army, 5-9, 167, Merryville, La.; B—Paul Scull, Pennsylvania, 5-8, 187, Bala, Pa.; (tie) B—Ken Strong, New York U., 6-0, 201, West Haven, Conn.; Howard Harpster, Carnegie Mellon, 6-1, 160, Akron, Ohio; B—Charles Carroll, Washington, 6-0, 190, Seattle, Wash.

1929

E—*Joe Donchess, Pittsburgh, 6-0, 175, Youngstown, Ohio; E—Wes Fesler, Ohio St., 6-0, 183, Youngstown, Ohio; T—Bronko Nagurski, Minnesota, 6-2, 217, International Falls, Minn.; T—Elmer Sleight, Purdue, 6-2, 193, Morris, Ill.; G—Jack Cannon, Notre Dame, 5-11, 193, Columbus, Ohio; G—Ray Montgomery, Pittsburgh, 6-1, 188, Wheeling, W.Va.; C—Ben Ticknor, Harvard, 6-2, 193, New York, N.Y.; B—*Frank Carideo, Notre Dame, 5-10, 175, Mount Vernon, N.Y.; B—Ralph Welch, Purdue, 6-1, 189, Whitesboro, Texas; B—Red Cagle, Army, 5-9, 167, Merryville, La.; B—Gene McEver, Tennessee, 5-10, 185, Bristol, Va.

1930

E—*Wes Fesler, Ohio St., 6-0, 185, Youngstown, Ohio; E—Frank Baker, Northwestern, 6-2, 175, Cedar Rapids, Iowa; T—*Fred Sington, Alabama, 6-2, 215, Birmingham, Ala.; T—Milo Lubratovich, Wisconsin, 6-2, 216, Duluth, Minn.; G—Ted Beckett, California, 6-1, 190, Oroville, Calif.; G—Barton Koch, Baylor, 5-10, 195, Temple, Texas; C—*Ben Ticknor, Harvard, 6-2, 193, New York, N.Y.; B—*Frank Carideo, Notre Dame, 5-7, 175, Mount Vernon, N.Y.; B—Marchy Schwartz, Notre Dame, 5-11, 172, Bay St. Louis, Miss.; B—Erny Pinckert, Southern California, 6-0, 189, San Bernardino, Calif.; B—Leonard Macaluso, Colgate, 6-2, 210, East Aurora, N.Y.

1931

E—*Jerry Dalrymple, Tulane, 5-10, 175, Arkadelphia, Ark.; E—Vernon Smith, Georgia, 6-2, 190, Macon, Ga.; T—Jesse Quate, Pittsburgh, 5-8, 198, Greensburg, Pa.; (tie) T—Jack Riley, Northwestern, 6-2, 218, Wilmette, Ill.; Dallas Marvil, Northwestern, 6-3, 227, Laurel, Del.; G—Biggie Munn, Minnesota, 5-10, 217, Minneapolis, Minn.; G—John Baker, Southern California, 5-10, 185, Kingsburg, Calif.; C—Tommy Yarr, Notre Dame, 5-11, 197, Chicomac, Wash.; B—Gus Shaver, Southern California, 5-11, 185, Covina, Calif.; B—Marchy Schwartz, Notre Dame, 5-11, 178, Bay St. Louis, Miss.; B—Pug Rentner, Northwestern, 6-1, 185, Joliet, Ill.; B—Barry Wood, Harvard, 6-1, 173, Milton, Mass.

1932

E—*Paul Moss, Purdue, 6-2, 185, Terre Haute, Ind.; E—Joe Skladany, Pittsburgh, 5-10, 185, Larksville, Pa.; T—*Joe Kurth, Notre Dame, 6-2, 204, Madison, Wis.; T—*Ernie Smith, Southern California, 6-2, 215, Los Angeles, Calif.; G—Milt Summerfelt, Army, 6-0, 181, Benton Harbor, Mich.; G—Bill Corbus, Stanford, 5-11, 188, Vallejo, Calif.; C—Pete Gracey, Vanderbilt, 6-0, 188, Franklin, Tenn.; B—*Harry Newman, Michigan, 5-7, 175, Detroit, Mich.; B—*Warren Heller, Pittsburgh, 6-0, 170, Steelton, Pa.; B—Don Zimmerman, Tulane, 5-10, 190, Lake Charles, La.; B—Jimmy Hitchcock, Auburn, 5-11, 172, Union Springs, Ala.

1933

E—Joe Skladany, Pittsburgh, 5-10, 190, Larksville, Pa.; E—Paul Geisler, Centenary (La.), 6-2, 189, Berwick, La.; T—Fred Crawford, Duke, 6-2, 195, Waynesville, N.C.; T—Francis Wistert, Michigan, 6-3, 212, Chicago, Ill.; G—Bill Corbus, Stanford, 5-11, 195, Vallejo, Calif.; G—Aaron Rosenberg, Southern California, 6-0, 210, Los Angeles, Calif.; C—*Chuck Bernard, Michigan, 6-2,

215, Benton Harbor, Mich.; B—*Cotton Warburton, Southern California, 5-7, 147, San Diego, Calif.; B—George Sauer, Nebraska, 6-2, 195, Lincoln, Neb.; B—Beattie Feathers, Tennessee, 5-10, 180, Bristol, Va.; B—Duane Purvis, Purdue, 6-1, 190, Mattoon, Ill.

1934

E—Don Hutson, Alabama, 6-1, 185, Pine Bluff, Ark.; E—Frank Larson, Minnesota, 6-3, 190, Duluth, Minn.; T—Bill Lee, Alabama, 6-2, 225, Eutaw, Ala.; T—Bob Reynolds, Stanford, 6-4, 220, Okmulgee, Okla.; G—Chuck Hartwig, Pittsburgh, 6-0, 190, Benwood, W.Va.; G—Bill Bevan, Minnesota, 5-11, 194, St. Paul, Minn.; (tie) C—Jack Robinson, Notre Dame, 6-3, 195, Huntington, N.Y.; Darrell Lester, TCU, 6-4, 218, Jacksboro, Texas; George Shotwell, Pittsburgh; B—Bobby Grayson, Stanford, 5-11, 186, Portland, Ore.; B—Pug Lund, Minnesota, 5-11, 185, Rice Lake, Wis.; B—Dixie Howell, Alabama, 5-10, 164, Hartford, Ala.; B—Fred Borries, Navy, 6-0, 175, Louisville, Ky.

1935

E—Wayne Millner, Notre Dame, 6-0, 184, Salem, Mass.; (tie) E—James Moscrip, Stanford, 6-0, 186, Adena, Ohio; Gaynell Tinsley, LSU, 6-0, 188, Homer, La.; T—Ed Widseth, Minnesota, 6-2, 220, McIntosh, Minn.; T—Larry Lutz, California, 6-0, 201, Santa Ana, Calif.; G—John Weller, Princeton, 6-0, 195, Wynnewood, Pa.; (tie) G—Sidney Wagner, Michigan St., 5-11, 186, Lansing, Mich.; J.C. Wetzel, Southern Methodist, 5-10, 185, Dallas, Texas; (tie) C—Gomer Jones, Ohio St., 5-8, 210, Cleveland, Ohio; Darrell Lester, TCU, 6-4, 218, Jacksboro, Texas; B—*Jay Berwanger, Chicago, 6-0, 195, Dubuque, Iowa; B—*Bobby Grayson, Stanford, 5-11, 190, Portland, Ore.; B—Bobby Wilson, Southern Methodist, 5-10, 147, Corsicana, Texas; B—Riley Smith, Alabama, 6-1, 195, Columbus, Miss.

1936

E—*Larry Kelley, Yale, 6-1, 190, Williamsport, Pa.; E—*Gaynell Tinsley, LSU, 6-0, 196, Homer, La.; T—*Ed Widseth, Minnesota, 6-2, 220, McIntosh, Minn.; T—Averell Daniell, Pittsburgh, 6-3, 200, Mt. Lebanon, Pa.; G—Steve Reid, Northwestern, 5-9, 192, Chicago, Ill.; G—Max Starcevic, Washington, 5-10, 198, Duluth, Minn.; (tie) C—Alex Wojciechowicz, Fordham, 6-0, 192, South River, N.J.; Mike Basrak, Duquesne, 6-1, 210, Bellaire, Ohio; B—Sammy Baugh, TCU, 6-2, 180, Sweetwater, Texas; B—Ace Parker, Duke, 5-11, 175, Portsmouth, Va.; B—Ray Buid, Marquette, 6-1, 193, Port Washington, Wis.; B—Sam Francis, Nebraska, 6-1, 207, Oberlin, Kan.

1937

E—Chuck Sweeney, Notre Dame, 6-0, 190, Bloomington, Ill.; E—Andy Bershak, North Carolina, 6-0, 190, Clairton, Pa.; T—Ed Franco, Fordham, 5-8, 196, Jersey City, N.J.; T—Tony Matisi, Pittsburgh, 6-0, 224, Endicott, N.Y.; G—Joe Routt, Texas A&M, 6-0, 193, Chappel Hill, Texas; G—Leroy Monsky, Alabama, 6-0, 198, Montgomery, Ala.; C—Alex Wojciechowicz, Fordham, 6-0, 196, South River, N.J.; B—*Clint Frank, Yale, 5-10, 190, Evanston, Ill.; B—Marshall Goldberg, Pittsburgh, 5-11, 185, Elkins, W.Va.; B—Byron "Whizzer" White, Colorado, 6-1, 185, Wellington, Colo.; B—Sam Chapman, California, 6-0, 190, Tiburon, Calif.

1938

E—Waddy Young, Oklahoma, 6-2, 203, Ponca City, Okla.; (tie) E—Bud Holland, Cornell, 6-1, 205, Auburn, N.Y.; Bowden Wyatt, Tennessee, 6-1, 190, Kingston, Tenn.; T—*Ed Beinor, Notre Dame, 6-2, 207, Harvey, Ill.; T—Alvord Wolff, Santa Clara, 6-2, 220, San Francisco, Calif.; G—*Ralph Heikkinen, Michigan, 5-10, 185, Ramsey, Mich.; G—Ed Bock, Iowa St., 6-0, 202, Fort Dodge, Iowa; C—Ki Aldrich, TCU, 5-11, 195, Temple, Texas; B—*Davey O'Brien, TCU, 5-7, 150, Dallas, Texas; B—*Marshall Goldberg, Pittsburgh, 6-0, 190, Elkins, W.Va.; B—Bob MacLeod, Dartmouth, 6-0, 190, Glen Ellyn, Ill.; B—Vic Bottari, California, 5-9, 182, Vallejo, Calif.

1939

E—Esco Sarkkinen, Ohio St., 6-0, 192, Fairport Harbor, Ohio; E—Ken Kavanaugh, LSU, 6-3, 203, Little Rock, Ark.; T—Nick Drahos, Cornell, 6-3, 200, Cedarhurst, N.Y.; T—Harley McCollum, Tulane, 6-4, 235, Wagoner, Okla.; G—*Harry Smith, Southern California, 5-11, 218, Ontario, Calif.; G—Ed Molinski, Tennessee, 5-10, 190, Massillon, Ohio; C—John Schiehl, Santa Clara, 6-2, 220, San Francisco, Calif.; B—Nile Kinnick, Iowa, 5-8, 167, Omaha, Neb.; B—Tom Harmon, Michigan, 6-0,

AWARD WINNERS

195, Gary, Ind.; B—John Kimbrough, Texas A&M, 6-2, 210, Haskell, Texas; B—George Cafego, Tennessee, 6-0, 174, Scarbro, W.Va.

1940

E—Gene Goodreault, Boston College, 5-10, 184, Haverhill, Mass.; E—Dave Rankin, Purdue, 6-1, 190, Warsaw, Ind.; T—Nick Drahos, Cornell, 6-3, 212, Cedarhurst, N.Y.; (tie) T—Alf Bauman, Northwestern, 6-1, 210, Chicago, Ill.; Urban Odson, Minnesota, 6-3, 247, Clark, S.D.; G—*Bob Suffridge, Tennessee, 6-0, 190, Knoxville, Tenn.; G—Marshall Robnett, Texas A&M, 6-1, 205, Klondike, Texas; C—Rudy Mucha, Washington, 6-2, 210, Chicago, Ill.; B—*Tom Harmon, Michigan, 6-0, 195, Gary, Ind.; B—*John Kimbrough, Texas A&M, 6-2, 221, Haskell, Texas; B—Frank Albert, Stanford, 5-9, 170, Glendale, Calif.; B—George Franck, Minnesota, 6-0, 175, Davenport, Iowa.

1941

E—Holt Rast, Alabama, 6-1, 185, Birmingham, Ala.; E—Bob Dove, Notre Dame, 6-2, 195, Youngstown, Ohio; T—Dick Wildung, Minnesota, 6-0, 210, Luverne, Minn.; T—Ernie Blandin, Tulane, 6-3, 245, Keighley, Kan.; G—*Endicot Peabody, Harvard, 6-0, 181, Syracuse, N.Y.; G—Ray Frankowski, Washington, 5-10, 210, Hammond, Ind.; C—Darold Jenkins, Missouri, 6-0, 195, Higginsville, Mo.; B—Bob Westfall, Michigan, 5-8, 190, Ann Arbor, Mich.; B—Bruce Smith, Minnesota, 6-0, 193, Faribault, Minn.; B—Frank Albert, Stanford, 5-9, 173, Glendale, Calif.; (tie) B—Bill Dudley, Virginia, 5-10, 175, Bluefield, Va.; Frank Sinkwich, Georgia, 5-8, 180, Youngstown, Ohio.

1942

E—*Dave Schreiner, Wisconsin, 6-2, 198, Lancaster, Wis.; E—Bob Dove, Notre Dame, 6-2, 195, Youngstown, Ohio; T—Dick Wildung, Minnesota, 6-0, 215, Luverne, Minn.; T—Albert Wistert, Michigan, 6-2, 205, Chicago, Ill.; G—Chuck Taylor, Stanford, 5-11, 200, San Jose, Calif.; (tie) G—Harvey Hardy, Georgia Tech, 5-10, 185, Thomaston, Ga.; Julie Franks, Michigan, 6-0, 187, Hamtramck, Mich.; C—Joe Domanovich, Alabama, 6-1, 200, South Bend, Ind.; B—*Frank Sinkwich, Georgia, 5-8, 185, Youngstown, Ohio; B—Paul Governali, Columbia, 5-11, 186, New York, N.Y.; B—Mike Holovak, Boston College, 6-2, 214, Lansford, Pa.; B—Billy Hillenbrand, Indiana, 6-0, 195, Evansville, Ind.

1943

E—Ralph Heywood, Southern California, 6-2, 195, Huntington Park, Calif.; E—John Yanakor, Notre Dame, 6-4, 220, Dorchester, Mass.; T—Jim White, Notre Dame, 6-2, 210, Edgewater, N.J.; T—Don Whitmire, Navy, 5-11, 215, Decatur, Ala.; G—Alex Agase, Purdue, 5-10, 190, Evanston, Ill.; G—Pat Filley, Notre Dame, 5-8, 175, South Bend, Ind.; C—*Casimir Myslinski, Army, 5-11, 186, Steubenville, Ohio; B—*Bill Daley, Michigan, 6-2, 206, St. Cloud, Minn.; B—Angelo Bertelli, Notre Dame, 6-1, 173, West Springfield, Mass.; B—Creighton Miller, Notre Dame, 6-0, 185, Wilmington, Del.; B—Bob Odell, Pennsylvania, 5-11, 182, Sioux City, Iowa.

1944

E—Phil Tinsley, Georgia Tech, 6-1, 188, Bessemer, Ala.; (tie) E—Paul Walker, Yale, 6-3, 203, Oak Park, Ill.; Jack Dugger, Ohio St., 6-3, 210, Canton, Ohio; T—*Don Whitmire, Navy, 5-11, 215, Decatur, Ala.; T—John Ferraro, Southern California, 6-3, 235, Maywood, Calif.; G—Bill Hackett, Ohio St., 5-9, 191, London, Ohio; G—Ben Chase, Navy, 6-1, 195, San Diego, Calif.; C—John Tavener, Indiana, 6-0, 220, Granville, Ohio; B—*Les Horvath, Ohio St., 5-10, 167, Parma, Ohio; B—Glenn Davis, Army, 5-9, 170, Claremont, Calif.; B—Doc Blanchard, Army, 6-0, 205, Bishopville, S.C.; B—Bob Jenkins, Navy, 6-1, 195, Talladega, Ala.

1945

E—Dick Duden, Navy, 6-2, 203, New York, N.Y.; (tie) E—Hubert Bechtol, Texas, 6-2, 190, Lubbock, Texas; Bob Ravensberg, Indiana, 6-1, 180, Bellevue, Ky.; Max Morris, Northwestern, 6-2, 195, West Frankfort, Ill.; T—Tex Coulter, Army, 6-3, 220, Fort Worth, Texas; T—George Savitsky, Pennsylvania, 6-3, 250, Camden, N.J.; G—*Warren Amling, Ohio St., 6-0, 197, Pana, Ill.; G—John Green, Army, 5-11, 190, Shelbyville, Ky.; C—Vaughn Mancha, Alabama, 6-0, 235, Birmingham, Ala.; B—*Glenn Davis, Army, 5-9, 170, Claremont, Calif.; B—*Doc Blanchard, Army, 6-0, 205, Bishopville, S.C.; B—*Herman Wedemeyer, St. Mary's (Cal.), 5-10, 173, Honolulu, Hawaii; B—Bob Fenimore, Oklahoma St., 6-2, 188, Woodward, Okla.

1946

E—*Burr Baldwin, UCLA, 6-1, 196, Bakersfield, Calif.; (tie) E—Hubert Bechtol, Texas, 6-2, 201, Lubbock, Texas; Hank Foldberg, Army, 6-1, 200, Dallas, Texas; T—George Connor, Notre Dame, 6-3, 225, Chicago, Ill.; (tie) T—Warren Amling, Ohio St., 6-0, 197, Pana, Ill.; Dick Huffman, Tennessee, 6-2, 230, Charleston, W.Va.; G—Alex Agase, Illinois, 5-10, 191, Evanston, Ill.; G—Weldon Humble, Rice, 6-1, 214, San Antonio, Texas; C—Paul Duke, Georgia Tech, 6-1, 210, Atlanta, Ga.; B—*John Lujack, Notre Dame, 6-0, 180, Connellsville, Pa.; B—*Charley Trippi, Georgia, 5-11, 185, Pittsboro, Pa.; B—*Glenn Davis, Army, 5-9, 170, Claremont, Calif.; B—*Doc Blanchard, Army, 6-0, 205, Bishopville, S.C.

1947

E—Paul Cleary, Southern California, 6-1, 195, Santa Ana, Calif.; E—Bill Swiacki, Columbia, 6-2, 198, Southbridge, Mass.; T—Bob Davis, Georgia Tech, 6-4, 220, Columbus, Ga.; T—George Connor, Notre Dame, 6-3, 225, Chicago, Ill.; G—Joe Steffy, Army, 5-11, 190, Chattanooga, Tenn.; G—Bill Fischer, Notre Dame, 6-2, 230, Chicago, Ill.; C—Chuck Bednarik, Pennsylvania, 6-3, 220, Bethlehem, Pa.; B—*John Lujack, Notre Dame, 6-0, 180, Connellsville, Pa.; B—*Bob Chappuis, Michigan, 6-0, 180, Toledo, Ohio; B—Doak Walker, Southern Methodist, 5-11, 170, Dallas, Texas; (tie) B—Charley Conerly, Mississippi, 6-0, 184, Clarksdale, Miss.; Bobby Layne, Texas, 6-0, 191, Dallas, Texas.

1948

E—Dick Rifenburg, Michigan, 6-3, 197, Saginaw, Mich.; E—Leon Hart, Notre Dame, 6-4, 225, Turtle Creek, Pa.; T—Leo Nomellini, Minnesota, 6-2, 248, Chicago, Ill.; T—Alvin Wistert, Michigan, 6-3, 218, Chicago, Ill.; G—Buddy Burris, Oklahoma, 5-11, 214, Muskogee, Okla.; G—Bill Fischer, Notre Dame, 6-2, 233, Chicago, Ill.; C—Chuck Bednarik, Pennsylvania, 6-3, 220, Bethlehem, Pa.; B—*Doak Walker, Southern Methodist, 5-11, 168, Dallas, Texas; B—Charlie Justice, North Carolina, 5-10, 165, Asheville, N.C.; B—Jackie Jensen, California, 5-11, 195, Oakland, Calif.; (tie) B—Emil Sitko, Notre Dame, 5-8, 180, Fort Wayne, Ind.; Clyde Scott, Arkansas, 6-0, 175, Smackover, Ark.

1949

E—*Leon Hart, Notre Dame, 6-5, 260, Turtle Creek, Pa.; E—James Williams, Rice, 6-0, 197, Waco, Texas; T—Leo Nomellini, Minnesota, 6-2, 255, Chicago, Ill.; T—Alvin Wistert, Michigan, 6-3, 223, Chicago, Ill.; G—*Rod Franz, California, 6-1, 198, San Francisco, Calif.; G—Ed Bagdon, Michigan St., 5-10, 200, Dearborn, Mich.; C—*Clayton Tonnemaker, Minnesota, 6-3, 240, Minneapolis, Minn.; B—*Emil Sitko, Notre Dame, 5-8, 180, Fort Wayne, Ind.; B—Doak Walker, Southern Methodist, 5-11, 170, Dallas, Texas; B—Arnold Galiffa, Army, 6-2, 190, Donora, Pa.; B—Bob Williams, Notre Dame, 6-1, 180, Baltimore, Md.

1950

E—*Dan Foldberg, Army, 6-1, 185, Dallas, Texas; E—Bill McColl, Stanford, 6-4, 225, San Diego, Calif.; T—Bob Gain, Kentucky, 6-3, 230, Weirton, W.Va.; T—Jim Weatherall, Oklahoma, 6-4, 220, White Deer, Texas; G—Bud McFadin, Texas, 6-3, 225, Iraan, Texas; G—Les Richter, California, 6-2, 220, Fresno, Calif.; C—Jerry Groom, Notre Dame, 6-3, 215, Des Moines, Iowa; B—*Vic Janowicz, Ohio St., 5-9, 189, Elyria, Ohio; B—Kyle Rote, Southern Methodist, 6-0, 190, San Antonio, Texas; B—Babe Parrilli, Kentucky, 6-1, 183, Rochester, Pa.; B—Leon Heath, Oklahoma, 6-1, 195, Hollis, Okla.

1951

E—*Bill McColl, Stanford, 6-4, 225, San Diego, Calif.; E—Bob Carey, Michigan St., 6-5, 215, Charlevoix, Mich.; T—*Don Coleman, Michigan St., 5-10, 185, Flint, Mich.; T—*Jim Weatherall, Oklahoma, 6-4, 230, White Deer, Texas; G—*Bob Ward, Maryland, 5-10, 185, Elizabeth, N.J.; G—Les Richter, California, 6-2, 230, Fresno, Calif.; C—Dick Hightower, Southern Methodist, 6-1, 215, Tyler, Texas; B—*Dick Kazmaier, Princeton, 5-11, 171, Maumee, Ohio; B—*Hank Lauricella, Tennessee, 5-10, 169, New Orleans, La.; B—Babe Parrilli, Kentucky, 6-1, 188, Rochester, Pa.; B—Johnny Karras, Illinois, 5-11, 171, Argo, Ill.

1952

E—Frank McPhee, Princeton, 6-3, 203, Youngstown, Ohio; E—Bernie Flowers, Purdue, 6-1, 189, Erie, Pa.; T—Dick Modzelewski, Maryland, 6-0, 235, West Natrona, Pa.; T—Hal Miller, Georgia Tech, 6-4, 235, Kingsport, Tenn.; G—John Michels, Tennessee, 5-10, 195,

Philadelphia, Pa.; G—Elmer Wilhoite, Southern California, 6-2, 216, Winton, Calif.; C—Donn Moomaw, UCLA, 6-4, 220, Santa Ana, Calif.; B—*Jack Scarbath, Maryland, 6-1, 190, Baltimore, Md.; B—*Johnny Lattner, Notre Dame, 6-1, 190, Chicago, Ill.; B—Billy Vessels, Oklahoma, 6-0, 185, Cleveland, Okla.; B—Jim Sears, Southern California, 5-9, 167, Inglewood, Calif.

1953

E—Don Dohoney, Michigan St., 6-1, 193, Ann Arbor, Mich.; E—Carlton Massey, Texas, 6-4, 210, Rockwall, Texas; T—*Stan Jones, Maryland, 6-0, 235, Lemoyne, Pa.; T—Art Hunter, Notre Dame, 6-2, 226, Akron, Ohio; G—J.D. Roberts, Oklahoma, 5-10, 210, Dallas, Texas; G—Crawford Mims, Mississippi, 5-10, 200, Greenwood, Miss.; C—Larry Morris, Georgia Tech, 6-0, 205, Decatur, Ga.; B—*Johnny Lattner, Notre Dame, 6-1, 190, Chicago, Ill.; B—*Paul Giel, Minnesota, 5-11, 185, Winona, Minn.; B—Paul Cameron, UCLA, 6-0, 185, Burbank, Calif.; B—J.C. Caroline, Illinois, 6-0, 184, Columbia, S.C.

1954

E—Max Boydston, Oklahoma, 6-2, 207, Muskogee, Okla.; E—Ron Beagle, Navy, 6-0, 185, Covington, Ky.; T—Jack Ellena, UCLA, 6-3, 214, Susanville, Calif.; T—Sid Fournet, LSU, 5-11, 225, Baton Rouge, La.; G—*Bud Brooks, Arkansas, 5-11, 200, Wynne, Ark.; G—Calvin Jones, Iowa, 6-0, 200, Steubenville, Ohio; C—Kurt Burris, Oklahoma, 6-1, 209, Muskogee, Okla.; B—*Ralph Guglielmi, Notre Dame, 6-0, 185, Columbus, Ohio; B—*Howard Cassady, Ohio St., 5-10, 177, Columbus, Ohio; B—*Alan Ameche, Wisconsin, 6-0, 215, Kenosha, Wis.; B—Dicky Maegle, Rice, 6-0, 175, Taylor, Texas.

1955

E—*Ron Beagle, Navy, 6-0, 186, Covington, Ky.; E—Ron Kramer, Michigan, 6-3, 218, East Detroit, Mich.; T—Norman Masters, Michigan St., 6-2, 225, Detroit, Mich.; T—Bruce Bosley, West Virginia, 6-2, 225, Green Bank, W.Va.; G—Bo Bolinger, Oklahoma, 5-10, 206, Muskogee, Okla.; (tie) G—Calvin Jones, Iowa, 6-0, 220, Steubenville, Ohio; Hardiman Cureton, UCLA, 6-0, 213, Duarte, Calif.; C—*Bob Pellegrini, Maryland, 6-2, 225, Yatesboro, Pa.; B—*Howard Cassady, Ohio St., 5-10, 172, Columbus, Ohio; B—*Jim Swink, TCU, 6-1, 180, Rusk, Texas; B—Earl Morrall, Michigan St., 6-1, 180, Muskegon, Mich.; B—Paul Hornung, Notre Dame, 6-2, 205, Louisville, Ky.

1956

E—*Joe Walton, Pittsburgh, 5-11, 205, Beaver Falls, Pa.; E—Ron Kramer, Michigan, 6-3, 220, East Detroit, Mich.; T—John Witte, Oregon St., 6-2, 232, Klamath Falls, Ore.; T—Lou Michaels, Kentucky, 6-2, 229, Swoyersville, Pa.; G—*Jim Parker, Ohio St., 6-2, 251, Toledo, Ohio; G—*Bill Glass, Baylor, 6-4, 220, Corpus Christi, Texas; C—*Jerry Tubbs, Oklahoma, 6-2, 205, Breckenridge, Texas; B—*Jim Brown, Syracuse, 6-2, 212, Manhasset, N.Y.; B—*John Majors, Tennessee, 5-10, 162, Huntland, Tenn.; B—Tommy McDonald, Oklahoma, 5-9, 169, Albuquerque, N.M.; B—John Brodie, Stanford, 6-1, 190, Oakland, Calif.

1957

E—*Jimmy Phillips, Auburn, 6-2, 205, Alexander City, Ala.; E—Dick Wallen, UCLA, 6-0, 185, Alhambra, Calif.; T—Lou Michaels, Kentucky, 6-2, 235, Swoyersville, Pa.; T—Alex Karras, Iowa, 6-2, 233, Gary, Ind.; G—Bill Krisher, Oklahoma, 6-1, 213, Midwest City, Okla.; G—Al Ecuery, Notre Dame, 5-10, 190, New Orleans, La.; C—Dan Currie, Michigan St., 6-3, 225, Detroit, Mich.; B—*John David Crow, Texas A&M, 6-2, 214, Springhill, La.; B—Walt Kowalczyk, Michigan St., 6-0, 205, Westfield, Mass.; B—Bob Anderson, Army, 6-2, 200, Cocoa, Fla.; B—Clendon Thomas, Oklahoma, 6-2, 188, Oklahoma City, Okla.

1958

E—Buddy Dial, Rice, 6-1, 185, Magnolia, Texas; E—Sam Williams, Michigan St., 6-5, 225, Dansville, Mich.; T—Ted Bates, Oregon St., 6-2, 215, Los Angeles, Calif.; T—Brock Strom, Air Force, 6-0, 217, Ironwood, Mich.; G—John Guzik, Pittsburgh, 6-3, 223, Lawrence, Pa.; (tie) G—Zeke Smith, Auburn, 6-2, 210, Uniontown, Ala.; George Deiderich, Vanderbilt, 6-1, 198, Toronto, Ohio; C—Bob Harrison, Oklahoma, 6-2, 206, Stamford, Texas; B—*Randy Duncan, Iowa, 6-0, 180, Des Moines, Iowa; B—*Pete Dawkins, Army, 6-1, 197, Royal Oak, Mich.; B—*Billy Cannon, LSU, 6-1, 200, Baton Rouge, La.; B—Bob White, Ohio St., 6-2, 212, Covington, Ky.

1959

E—Bill Carpenter, Army, 6-2, 210, Springfield, Pa.; E—Monty Stickle, Notre Dame, 6-4, 225, Poughkeepsie, N.Y.; T—*Dan Lanphear, Wisconsin, 6-2, 214, Madison, Wis.; T—Don Floyd, TCU, 6-3, 215, Midlothian, Texas; G—*Roger Davis, Syracuse, 6-2, 228, Solon, Ohio; G—Bill Burrell, Illinois, 6-0, 210, Chebanse, Ill.; C—Maxie Baughan, Georgia Tech, 6-1, 212, Bessemer, Ala.; B—Richie Lucas, Penn St., 6-1, 185, Glassport, Pa.; B—Billy Cannon, LSU, 6-1, 208, Baton Rouge, La.; B—Charlie Flowers, Mississippi, 6-0, 198, Marianna, Ark.; B—Ron Burton, Northwestern, 5-9, 185, Springfield, Ohio.

1960

E—*Mike Ditka, Pittsburgh, 6-3, 215, Aliquippa, Pa.; E—*Danny LaRose, Missouri, 6-4, 220, Crystal City, Mo.; T—*Bob Lilly, TCU, 6-5, 250, Throckmorton, Texas; T—Ken Rice, Auburn, 6-3, 250, Bainbridge, Ga.; G—*Tom Brown, Minnesota, 6-0, 225, Minneapolis, Minn.; G—Joe Romig, Colorado, 5-10, 197, Lakewood, Colo.; C—E.J. Holub, Texas Tech, 6-4, 215, Lubbock, Texas; B—*Jake Gibbs, Mississippi, 6-0, 185, Grenada, Miss.; B—*Joe Bellino, Navy, 5-9, 181, Winchester, Mass.; B—*Bob Ferguson, Ohio St., 6-0, 217, Troy, Ohio; B—Ernie Davis, Syracuse, 6-2, 205, Elmira, N.Y.

1961

E—Gary Collins, Maryland, 6-3, 205, Williamstown, Pa.; E—Bill Miller, Miami (Fla.), 6-0, 188, McKeesport, Pa.; T—*Billy Neighbors, Alabama, 5-11, 229, Tuscaloosa, Ala.; T—Merlin Olsen, Utah St., 6-5, 265, Logan, Utah; G—*Roy Winston, LSU, 6-1, 225, Baton Rouge, La.; G—Joe Romig, Colorado, 5-10, 199, Lakewood, Colo.; C—Alex Kroll, Rutgers, 6-2, 228, Leechburg, Pa.; B—*Ernie Davis, Syracuse, 6-2, 210, Elmira, N.Y.; B—*Bob Ferguson, Ohio St., 6-0, 217, Troy, Ohio; B—*Jimmy Saxton, Texas, 5-11, 160, Palestine, Texas; B—Sandy Stephens, Minnesota, 6-0, 215, Uniontown, Pa.

1962

E—Hal Bedsole, Southern California, 6-5, 225, Northridge, Calif.; E—Pat Richter, Wisconsin, 6-5, 229, Madison, Wis.; T—*Bobby Bell, Minnesota, 6-4, 214, Shelby, N.C.; T—Jim Dunaway, Mississippi, 6-4, 260, Columbia, Miss.; G—*Johnny Treadwell, Texas, 6-1, 194, Austin, Texas; G—Jack Cvercko, Northwestern, 6-0, 230, Campbell, Ohio; C—*Lee Roy Jordan, Alabama, 6-2, 207, Monroeville, Ala.; B—*Terry Baker, Oregon St., 6-3, 191, Portland, Ore.; B—*Jerry Stovall, LSU, 6-2, 195, West Monroe, La.; B—Mel Renfro, Oregon, 5-11, 190, Portland, Ore.; B—George Saines, Michigan St., 5-10, 186, Canton, Ohio.

1963

E—Vern Burke, Oregon St., 6-4, 195, Bakersfield, Calif.; E—Lawrence Elkins, Baylor, 6-1, 187, Brownwood, Texas; T—*Scott Appleton, Texas, 6-3, 235, Brady, Texas; T—Carl Eller, Minnesota, 6-6, 241, Winston-Salem, N.C.; G—*Bob Brown, Nebraska, 6-5, 259, Cleveland, Ohio; G—Rick Redman, Washington, 5-11, 210, Seattle, Wash.; C—*Dick Butkus, Illinois, 6-3, 234, Chicago, Ill.; B—*Roger Staubach, Navy, 6-2, 190, Cincinnati, Ohio; B—Sherman Lewis, Michigan St., 5-8, 154, Louisville, Ky.; B—Jim Grisham, Oklahoma, 6-2, 205, Olney, Texas; (tie) B—Gale Sayers, Kansas, 6-0, 196, Omaha, Neb.; Paul Martha, Pittsburgh, 6-1, 180, Wilkensburg, Pa.

1964

E—Jack Snow, Notre Dame, 6-2, 210, Long Beach, Calif.; E—Fred Bilenikoff, Florida St., 6-1, 186, Erie, Pa.; T—*Larry Kramer, Nebraska, 6-2, 240, Austin, Minn.; T—Ralph Neely, Oklahoma, 6-5, 243, Farmington, N.M.; G—Rick Redman, Washington, 5-11, 215, Seattle, Wash.; G—Glenn Ressler, Penn St., 6-2, 230, Dornsife, Pa.; C—Dick Butkus, Illinois, 6-3, 237, Chicago, Ill.; B—John Huarte, Notre Dame, 6-0, 180, Anaheim, Calif.; B—Gale Sayers, Kansas, 6-0, 194, Omaha, Neb.; B—Lawrence Elkins, Baylor, 6-1, 187, Brownwood, Texas; B—Tucker Frederickson, Auburn, 6-2, 210, Hollywood, Fla.

Beginning in 1965, offense and defense selected.

1965

Offense E—*Howard Twilley, Tulsa, 5-10, 180, Galena Park, Texas; E—Freeman White, Nebraska, 6-5, 220, Detroit, Mich.; T—Sam Ball, Kentucky, 6-4, 241, Henderson, Ky.; T—Glen Ray Hines, Arkansas, 6-5, 235, El Dorado, Ark.; G—*Dick Arrington, Notre Dame, 5-11, 232, Erie, Pa.; G—Stas Maliszewski, Princeton, 6-1, 215, Davenport, Iowa; G—Paul Crane, Alabama, 6-2, 188,

Prichard, Ala.; B—*Mike Garrett, Southern California, 5-9, 185, Los Angeles, Calif.; B—*Jim Grabowski, Illinois, 6-2, 211, Chicago, Ill.; B—Bob Griese, Purdue, 6-1, 185, Evansville, Ind.; B—Donny Anderson, Texas Tech, 6-3, 210, Stinnett, Texas.

Defense E—Aaron Brown, Minnesota, 6-4, 230, Port Arthur, Texas; E—Bubba Smith, Michigan St., 6-7, 268, Beaumont, Texas; T—Walt Barnes, Nebraska, 6-3, 235, Chicago, Ill.; T—Lloyd Phillips, Arkansas, 6-3, 221, Longview, Texas; T—Bill Yearby, Michigan, 6-3, 222, Detroit, Mich.; LB—Carl McAdams, Oklahoma, 6-3, 215, White Deer, Texas; LB—Tommy Nobis, Texas, 6-2, 230, San Antonio, Texas; LB—Frank Emanuel, Tennessee, 6-3, 228, Newport News, Va.; B—George Webster, Michigan St., 6-4, 204, Anderson, S.C.; B—Johnny Roland, Missouri, 6-2, 198, Corpus Christi, Texas; B—Nick Rassas, Notre Dame, 6-0, 185, Winnetka, Ill.

1966

Offense E—*Jack Clancy, Michigan, 6-1, 192, Detroit, Mich.; E—Ray Perkins, Alabama, 6-0, 184, Petal, Miss.; T—*Cecil Dowdy, Alabama, 6-0, 206, Cherokee, Ala.; T—Ron Yary, Southern California, 6-6, 265, Bellflower, Calif.; G—Tom Regner, Notre Dame, 6-1, 245, Kenosha, Wis.; G—LaVerne Allers, Nebraska, 6-0, 209, Davenport, Iowa; C—Jim Breland, Georgia Tech, 6-2, 223, Blacksburg, Va.; B—*Steve Spurrier, Florida, 6-2, 203, Johnson City, Tenn.; B—*Nick Eddy, Notre Dame, 6-0, 195, Lafayette, Calif.; B—Mel Farr, UCLA, 6-2, 208, Beaumont, Texas; B—Clint Jones, Michigan St., 6-0, 206, Cleveland, Ohio.

Defense E—*Bubba Smith, Michigan St., 6-7, 283, Beaumont, Texas; E—Alan Page, Notre Dame, 6-5, 238, Canton, Ohio; T—*Lloyd Phillips, Arkansas, 6-3, 230, Longview, Texas; T—Tom Greenlee, Washington, 6-0, 195, Seattle, Wash.; MG—Wayne Meylan, Nebraska, 6-0, 239, Bay City, Mich.; MG—John LaGrone, Southern Methodist, 5-10, 232, Borger, Texas; LB—*Jim Lynch, Notre Dame, 6-1, 225, Lima, Ohio; LB—Paul Naumoff, Tennessee, 6-1, 209, Columbus, Ohio; B—*George Webster, Michigan St., 6-4, 218, Anderson, S.C.; B—Tom Beier, Miami (Fla.), 5-11, 197, Fremont, Ohio; B—Nate Shaw, Southern California, 6-2, 205, San Diego, Calif.

1967

Offense E—Dennis Homan, Alabama, 6-0, 182, Muscle Shoals, Ala.; E—Ron Sellers, Florida St., 6-4, 187, Jacksonville, Fla.; T—*Ron Yary, Southern California, 6-6, 245, Bellflower, Calif.; T—Ed Chandler, Georgia, 6-2, 222, Cedartown, Ga.; G—Harry Olszewski, Clemson, 5-11, 237, Baltimore, Md.; G—Rich Stotter, Houston, 5-11, 225, Shaker Heights, Ohio; C—*Bob Johnson, Tennessee, 6-4, 232, Cleveland, Tenn.; B—Gary Beban, UCLA, 6-0, 191, Redwood City, Calif.; B—*Leroy Keyes, Purdue, 6-3, 199, Newport News, Va.; B—*O.J. Simpson, Southern California, 6-2, 205, San Francisco, Calif.; B—*Larry Csonka, Syracuse, 6-3, 230, Stow, Ohio.

Defense E—*Ted Hendricks, Miami (Fla.), 6-8, 222, Miami Springs, Fla.; E—Tim Rossovich, Southern California, 6-5, 235, Mountain View, Calif.; T—Dennis Byrd, North Carolina St., 6-4, 250, Lincolnton, N.C.; MG—*Granville Liggins, Oklahoma, 5-11, 216, Tulsa, Okla.; MG—Wayne Meylan, Nebraska, 6-0, 231, Bay City, Mich.; LB—Adrian Young, Southern California, 6-1, 210, La Puente, Calif.; LB—Don Manning, UCLA, 6-2, 204, Culver City, Calif.; B—Tom Schoen, Notre Dame, 5-11, 178, Euclid, Ohio; B—Frank Loria, Virginia Tech, 5-9, 174, Clarkburg, W.Va.; B—Bobby Johns, Alabama, 6-1, 180, Birmingham, Ala.; B—Dick Anderson, Colorado, 6-2, 204, Boulder, Colo.

1968

Offense E—*Ted Kwalick, Penn St., 6-4, 230, McKees Rocks, Pa.; E—Jerry LeVias, Southern Methodist, 5-10, 170, Beaumont, Texas; T—*Dave Foley, Ohio St., 6-5, 246, Cincinnati, Ohio; T—George Kunz, Notre Dame, 6-5, 240, Arcadia, Calif.; G—*Charles Rosenfelder, Tennessee, 6-1, 220, Humboldt, Tenn.; (tie) G—Jim Barnes, Arkansas, 6-4, 227, Pine Bluff, Ark.; Mike Montler, Colorado, 6-4, 235, Columbus, Ohio; C—*John Didion, Oregon St., 6-4, 242, Woodland, Calif.; B—*O.J. Simpson, Southern California, 6-2, 205, San Francisco, Calif.; B—*Leroy Keyes, Purdue, 6-3, 205, Newport News, Va.; B—Terry Hanraity, Notre Dame, 6-1, 200, Butler, Pa.; B—Chris Gilbert, Texas, 5-11, 176, Spring, Texas.

Defense E—*Ted Hendricks, Miami (Fla.), 6-8, 222, Miami Springs, Fla.; E—John Zook, Kansas, 6-4, 230, Larned, Kan.; T—Bill Stanfill, Georgia, 6-5, 245, Cairo, Ga.; T—Joe Greene, North Texas, 6-4, 274, Temple, Texas; MG—Ed White, California, 6-3, 245, Palm Desert, Calif.; MG—Chuck Kyle, Purdue, 6-1, 225, Fort Thomas, Ky.; LB—Steve Kiner, Tennessee, 6-1, 205, Tampa, Fla.; LB—Dennis Onkotz, Penn St., 6-2, 205, Northampton, Pa.; B—Jake Scott, Georgia, 6-1, 188, Arlington, Va.; B—Roger Wehrli, Missouri, 6-0, 184, King City, Mo.; B—Al Worley, Washington, 6-0, 175, Wenatchee, Wash.

1969

Offense E—Jim Mandich, Michigan, 6-3, 222, Solon, Ohio; (tie) E—Walker Gillette, Richmond, 6-5, 200, Capron, Va.; Carlos Alvarez, Florida, 5-11, 180, Miami, Fla.; T—Bob McKay, Texas, 6-6, 245, Crane, Texas; T—John Ward, Oklahoma St., 6-5, 248, Tulsa, Okla.; G—Chip Kell, Tennessee, 6-0, 255, Decatur, Ga.; G—Bill Bridges, Houston, 6-2, 230, Carrollton, Texas; C—Rodney Brand, Arkansas, 6-2, 218, Newport, Ark.; B—*Mike Phipps, Purdue, 6-3, 206, Columbus, Ind.; B—*Steve Owens, Oklahoma, 6-2, 215, Miami, Okla.; B—Jim Otis, Ohio St., 6-0, 214, Celina, Ohio; B—Bob Anderson, Colorado, 6-0, 208, Boulder, Colo.

Defense E—Jim Gunn, Southern California, 6-1, 210, San Diego, Calif.; E—Phil Olsen, Utah St., 6-5, 255, Logan, Utah; T—*Mike Reid, Penn St., 6-3, 240, Altoona, Pa.; T—*Mike McCoy, Notre Dame, 6-5, 274, Erie, Pa.; MG—Jim Stillwagon, Ohio St., 6-0, 216, Mount Vernon, Ohio; LB—*Steve Kiner, Tennessee, 6-1, 215, Tampa, Fla.; LB—Dennis Onkotz, Penn St., 6-2, 212, Northampton, Pa.; LB—Mike Ballou, UCLA, 6-3, 230, Los Angeles, Calif.; B—Jack Tatum, Ohio St., 6-0, 204, Passaic, N.J.; B—Buddy McClinton, Auburn, 5-11, 190, Montgomery, Ala.; B—Tom Curtis, Michigan, 6-1, 190, Aurora, Ohio.

1970

Offense E—Tom Gatewood, Notre Dame, 6-2, 208, Baltimore, Md.; E—Ernie Jennings, Air Force, 6-0, 172, Kansas City, Mo.; E—Elmo Wright, Houston, 6-0, 195, Brazoria, Texas; T—Dan Dierdorf, Michigan, 6-4, 250, Canton, Ohio; (tie) T—Bobby Wuensch, Texas, 6-3, 230, Houston, Texas; Bob Newton, Nebraska, 6-4, 248, LaMirada, Calif.; G—*Chip Kell, Tennessee, 6-0, 240, Decatur, Ga.; G—Larry DiNardo, Notre Dame, 6-1, 235, New York, N.Y.; C—Don Poppewell, Colorado, 6-2, 240, Raytown, Mo.; QB—Jim Plunkett, Stanford, 6-3, 204, San Jose, Calif.; RB—Steve Worster, Texas, 6-0, 210, Bridge City, Texas; RB—Don McCauley, North Carolina, 6-0, 211, Garden City, N.Y.

Defense E—Bill Ateess, Texas, 6-3, 255, Houston, Texas; E—Charlie Weaver, Southern California, 6-2, 214, Richmond, Calif.; T—Rack Perdoni, Georgia Tech, 5-11, 236, Wellesley, Mass.; T—Dick Bumpas, Arkansas, 6-1, 225, Fort Smith, Ark.; MG—*Jim Stillwagon, Ohio St., 6-0, 220, Mount Vernon, Ohio; LB—Jack Ham, Penn St., 6-3, 212, Johnstown, Pa.; LB—Mike Anderson, LSU, 6-3, 225, Baton Rouge, La.; B—*Jack Tatum, Ohio St., 6-0, 208, Passaic, N.J.; B—Larry Willingham, Auburn, 6-1, 185, Birmingham, Ala.; B—Dave Elmendorf, Texas A&M, 6-1, 190, Houston, Texas; B—Tommy Casanova, LSU, 6-1, 191, Crowley, La.

1971

Offense E—*Terry Beasley, Auburn, 5-11, 184, Montgomery, Ala.; E—Johnny Rodgers, Nebraska, 5-10, 171, Omaha, Neb.; T—*Jerry Sisemore, Texas, 6-4, 255, Plainview, Texas; T—Dave Joyner, Penn St., 6-0, 235, State College, Pa.; G—*Royce Smith, Georgia, 6-3, 240, Savannah, Ga.; G—Reggie McKenzie, Michigan, 6-4, 232, Highland Park, Mich.; C—Tom Branahney, Oklahoma, 6-2, 231, Midland, Texas; QB—*Pat Sullivan, Auburn, 6-0, 191, Birmingham, Ala.; RB—*Ed Marinaro, Cornell, 6-3, 210, New Milford, N.J.; RB—*Greg Pruitt, Oklahoma, 5-9, 176, Houston, Texas; RB—Johnny Musso, Alabama, 5-11, 194, Birmingham, Ala.

Defense E—*Walt Patulski, Notre Dame, 6-5, 235, Liverpool, N.Y.; E—Willie Harper, Nebraska, 6-3, 207, Toledo, Ohio; T—Larry Jacobson, Nebraska, 6-6, 250, Sioux Falls, S.D.; T—Mel Long, Toledo, 6-1, 230, Toledo, Ohio; T—Sherman White, California, 6-5, 250, Portsmouth, N.H.; LB—*Mike Taylor, Michigan, 6-2, 224, Detroit, Mich.; LB—Jeff Siemon, Stanford, 6-2, 225, Bakersfield, Calif.; B—*Bobby Majors, Tennessee, 6-1, 197, Sewanee, Tenn.; B—Clarence Ellis, Notre Dame, 6-0, 178, Grand Rapids, Mich.; B—Ernie Jackson, Duke, 5-10, 170, Hopkins, S.C.; B—Tommy Casanova, LSU, 6-2, 195, Crowley, La.

1972

Offense WR—*Johnny Rodgers, Nebraska, 5-9, 173, Omaha, Neb.; TE—*Charles Young, Southern California, 6-4, 228, Fresno, Calif.; T—*Jerry Sisemore, Texas, 6-4, 260, Plainview, Texas; T—Paul Seymour, Michigan, 6-5, 250, Berkley, Mich.; G—*John Hannah, Alabama, 6-3, 282, Albertville, Ala.; G—Ron Rusnak, North Carolina, 6-1, 223, Prince George, Va.; C—Tom Brahaney, Oklahoma, 6-2, 227, Midland, Texas; QB—Bert Jones, LSU, 6-3, 205, Ruston, La.; RB—*Greg Pruitt, Oklahoma, 5-9, 177, Houston, Texas; RB—Otis Armstrong, Purdue, 5-11, 197, Chicago, Ill.; RB—Woody Green, Arizona St., 6-1, 190, Portland, Ore.

Defense E—Willie Harper, Nebraska, 6-2, 207, Toledo, Ohio; E—Bruce Bannon, Penn St., 6-3, 224, Rockaway, N.J.; T—*Greg Marx, Notre Dame, 6-5, 265, Redford, Mich.; T—Dave Butz, Purdue, 6-7, 279, Park Ridge, Ill.; MG—*Rich Glover, Nebraska, 6-1, 234, Jersey City, N.J.; LB—Randy Gradishar, Ohio St., 6-3, 232, Champion, Ohio; LB—John Skorupan, Penn St., 6-2, 208, Beaver, Pa.; B—*Brad VanPelt, Michigan St., 6-5, 221, Owosso, Mich.; B—Cullen Bryant, Colorado, 6-2, 215, Colorado Springs, Colo.; B—Robert Popelka, Southern Methodist, 6-1, 190, Temple, Texas; B—Randy Logan, Michigan, 6-2, 192, Detroit, Mich.

1973

Offense WR—Lynn Swann, Southern California, 6-0, 180, Foster City, Calif.; TE—Dave Casper, Notre Dame, 6-3, 252, Chilton, Wis.; T—*John Hicks, Ohio St., 6-3, 258, Cleveland, Ohio; T—Booker Brown, Southern California, 6-3, 270, Santa Barbara, Calif.; G—Buddy Brown, Alabama, 6-2, 242, Tallahassee, Fla.; G—Bill Yoest, North Carolina St., 6-0, 235, Pittsburgh, Pa.; C—Bill Wyman, Texas, 6-2, 235, Spring, Texas; QB—Dave Jaynes, Kansas, 6-2, 212, Bonner Springs, Kan.; RB—*John Cappelletti, Penn St., 6-1, 206, Upper Darby, Pa.; RB—Roosevelt Leaks, Texas, 5-11, 209, Brenham, Texas; RB—Woody Green, Arizona St., 6-1, 202, Portland, Ore.; RB—Kermit Johnson, UCLA, 6-0, 185, Los Angeles, Calif.

Defense L—*John Dutton, Nebraska, 6-7, 248, Rapid City, S.D.; L—Dave Gallagher, Michigan, 6-4, 245, Piqua, Ohio; L—*Lucius Selmon, Oklahoma, 5-11, 236, Eufaula, Okla.; L—Tony Cristiani, Miami (Fla.), 5-10, 215, Brandon, Fla.; LB—*Randy Gradishar, Ohio St., 6-3, 236, Champion, Ohio; LB—Rod Shoate, Oklahoma, 6-1, 214, Spiro, Okla.; LB—Richard Wood, Southern California, 6-2, 217, Elizabeth, N.J.; B—Mike Townsend, Notre Dame, 6-3, 183, Hamilton, Ohio; B—Artimus Parker, Southern California, 6-3, 215, Sacramento, Calif.; B—Dave Brown, Michigan, 6-1, 188, Akron, Ohio; B—Randy Rhino, Georgia Tech, 5-10, 179, Charlotte, N.C.

1974

Offense WR—Pete Demmerle, Notre Dame, 6-1, 190, New Canaan, Conn.; TE—Bennie Cunningham, Clemson, 6-5, 252, Seneca, S.C.; T—Kurt Schumacher, Ohio St., 6-4, 250, Lorain, Ohio; T—Marvin Crenshaw, Nebraska, 6-6, 240, Toledo, Ohio; G—Ken Huff, North Carolina, 6-4, 261, Coronado, Calif.; G—John Roush, Oklahoma, 6-0, 252, Arvada, Colo.; G—Gerry DiNardo, Notre Dame, 6-1, 237, New York, N.Y.; C—Steve Myers, Ohio St., 6-2, 244, Kent, Ohio; QB—Steve Bartkowski, California, 6-4, 215, Santa Clara, Calif.; RB—*Archie Griffin, Ohio St., 5-9, 184, Columbus, Ohio; RB—*Joe Washington, Oklahoma, 5-10, 178, Port Arthur, Texas; RB—*Anthony Davis, Southern California, 5-9, 183, San Fernando, Calif.

Defense L—*Randy White, Maryland, 6-4, 238, Wilmington, Del.; L—Mike Hartensine, Penn St., 6-4, 233, Bethlehem, Pa.; L—Pat Donovan, Stanford, 6-5, 240, Helena, Mont.; L—Jimmy Webb, Mississippi St., 6-5, 245, Florence, Miss.; L—Leroy Cook, Alabama, 6-4, 205, Abbeville, Ala.; MG—Louie Kelcher, Southern Methodist, 6-5, 275, Beaumont, Texas; MG—Rubin Carter, Miami (Fla.), 6-3, 260, Ft. Lauderdale, Fla.; LB—*Rod Shoate, Oklahoma, 6-1, 213, Spiro, Okla.; LB—Richard Wood, Southern California, 6-2, 213, Elizabeth, N.J.; LB—Ken Bernich, Auburn, 6-2, 240, Gretna, La.; LB—Woodrow Lowe, Alabama, 6-0, 211, Phenix City, Ala.; B—*Dave Brown, Michigan, 6-1, 188, Akron, Ohio; B—Pat Thomas, Texas A&M, 5-9, 180, Plano, Texas; B—John Provost, Holy Cross, 5-10, 180, Quincy, Mass.

1975

Offense E—Steve Rivera, California, 6-0, 185, Wilmington, Calif.; E—Larry Seivers, Tennessee, 6-4, 198, Clinton, Tenn.; T—Bob Simmons, Texas, 6-5, 245,

Temple, Texas; T—Dennis Lick, Wisconsin, 6-3, 262, Chicago, Ill.; G—Randy Johnson, Georgia, 6-2, 250, Rome, Ga.; G—Ted Smith, Ohio St., 6-1, 242, Gibsonburg, Ohio; C—*Rik Bonness, Nebraska, 6-4, 223, Bellevue, Neb.; QB—John Sciarra, UCLA, 5-10, 178, Alhambra, Calif.; RB—*Archie Griffin, Ohio St., 5-9, 182, Columbus, Ohio; RB—*Ricky Bell, Southern California, 6-2, 215, Los Angeles, Calif.; RB—Chuck Muncie, California, 6-3, 220, Uniontown, Pa.

Defense E—*Leroy Cook, Alabama, 6-4, 205, Abbeville, Ala.; E—Jimbo Elrod, Oklahoma, 6-0, 210, Tulsa, Okla.; T—*Lee Roy Selmon, Oklahoma, 6-2, 256, Eufaula, Okla.; T—*Steve Niehaus, Notre Dame, 6-5, 260, Cincinnati, Ohio; MG—Dewey Selmon, Oklahoma, 6-1, 257, Eufaula, Okla.; LB—*Ed Simonini, Texas A&M, 6-0, 215, Las Vegas, Nev.; LB—Greg Buttle, Penn St., 6-3, 220, Linwood, N.J.; LB—Sammy Green, Florida, 6-2, 228, Ft. Meade, Fla.; B—*Chet Moeller, Navy, 6-0, 189, Kettering, Ohio; B—Tim Fox, Ohio St., 6-0, 186, Canton, Ohio; B—Pat Thomas, Texas A&M, 5-10, 180, Plano, Texas.

1976

Offense SE—Larry Seivers, Tennessee, 6-4, 200, Clinton, Tenn.; TE—Ken MacAfee, Notre Dame, 6-4, 251, Brockton, Mass.; T—Mike Vaughan, Oklahoma, 6-5, 275, Ada, Okla.; T—Chris Ward, Ohio St., 6-4, 274, Dayton, Ohio; G—Joel Parrish, Georgia, 6-3, 232, Douglas, Ga.; G—Mark Donahue, Michigan, 6-3, 245, Oak Lawn, Ill.; C—Derrel Gofourth, Oklahoma St., 6-2, 250, Parsons, Kan.; QB—Tommy Kramer, Rice, 6-2, 190, San Antonio, Texas; RB—*Tony Dorsett, Pittsburgh, 5-11, 192, Aliquippa, Pa.; RB—*Ricky Bell, Southern California, 6-2, 218, Los Angeles, Calif.; RB—Rob Lyle, Michigan, 6-1, 195, Fremont, Ohio; PK—Tony Franklin, Texas A&M, 5-10, 170, Fort Worth, Texas.

Defense E—*Ross Browner, Notre Dame, 6-3, 248, Warren, Ohio; E—Bob Brudzinski, Ohio St., 6-4, 228, Fremont, Ohio; T—Wilson Whitley, Houston, 6-3, 268, Brenham, Texas; T—Gary Jeter, Southern California, 6-5, 255, Cleveland, Ohio; T—Joe Campbell, Maryland, 6-6, 255, Wilmington, Del.; MG—Al Romano, Pittsburgh, 6-3, 230, Solvay, N.Y.; LB—*Robert Jackson, Texas A&M, 6-2, 228, Houston, Texas; LB—Jerry Robinson, UCLA, 6-3, 208, Santa Rosa, Calif.; B—*Bill Armstrong, Wake Forest, 6-4, 205, Randolph, N.J.; B—Gary Green, Baylor, 5-11, 182, San Antonio, Texas; B—Dennis Thurman, Southern California, 5-11, 170, Santa Monica, Calif.; B—Dave Butterfield, Nebraska, 5-10, 182, Kersey, Colo.

1977

Offense WR—John Jefferson, Arizona St., 6-1, 184, Dallas, Texas; WR—Ozzie Newsome, Alabama, 6-4, 210, Leighton, Ala.; TE—*Ken MacAfee, Notre Dame, 6-4, 250, Brockton, Mass.; T—*Chris Ward, Ohio St., 6-4, 272, Dayton, Ohio; T—Dan Irons, Texas Tech, 6-7, 260, Lubbock, Texas; G—*Mark Donahue, Michigan, 6-3, 245, Oak Lawn, Ill.; G—Leotis Harris, Arkansas, 6-1, 254, Little Rock, Ark.; C—Tom Brzozka, Pittsburgh, 6-3, 240, New Castle, Pa.; QB—Guy Benjamin, Stanford, 6-4, 202, Sepulveda, Calif.; RB—*Earl Campbell, Texas, 6-1, 220, Tyler, Texas; RB—*Terry Miller, Oklahoma St., 6-0, 196, Colorado Springs, Colo.; RB—Charles Alexander, LSU, 6-1, 215, Galveston, Texas; K—Steve Little, Arkansas, 6-0, 179, Overland Park, Kan.

Defense L—*Ross Browner, Notre Dame, 6-3, 247, Warren, Ohio; L—*Art Still, Kentucky, 6-8, 247, Camden, N.J.; L—*Brad Shearer, Texas, 6-4, 255, Austin, Texas; L—Randy Holloway, Pittsburgh, 6-6, 228, Sharon, Pa.; L—Dee Hardison, North Carolina, 6-4, 252, Newton Grove, N.C.; LB—*Jerry Robinson, UCLA, 6-3, 208, Santa Rosa, Calif.; LB—Tom Cousineau, Ohio St., 6-3, 228, Fairview Park, Ohio; LB—Gary Spani, Kansas St., 6-2, 222, Manhattan, Kan.; B—*Dennis Thurman, Southern California, 5-11, 173, Santa Monica, Calif.; B—*Zac Henderson, Oklahoma, 6-1, 184, Burkburnett, Texas; B—Luther Bradley, Notre Dame, 6-2, 204, Muncie, Ind.; B—Bob Jury, Pittsburgh, 6-0, 190, Library, Pa.

1978

Offense WR—Emanuel Tolbert, Southern Methodist, 5-10, 180, Little Rock, Ark.; TE—Kellen Winslow, Missouri, 6-6, 235, East St. Louis, Ill.; T—*Keith Dorney, Penn St., 6-5, 257, Allentown, Pa.; T—Kelvin Clark, Nebraska, 6-4, 275, Odessa, Texas; G—*Pat Howell, Southern California, 6-6, 255, Fresno, Calif.; G—*Greg Roberts, Oklahoma, 6-3, 238, Nacogdoches, Texas; C—Dave Huffman, Notre Dame, 6-5, 245, Dallas, Texas; C—Jim Ritcher, North Carolina St., 6-3, 242, Hinchley, Ohio; QB—*Chuck Fusina, Penn St., 6-1, 195, McKees

Rocks, Pa.; RB—*Billy Sims, Oklahoma, 6-0, 205, Hooks, Texas; RB—*Charles White, Southern California, 5-11, 183, San Fernando, Calif.; RB—Ted Brown, North Carolina St., 5-10, 195, High Point, N.C.; RB—Charles Alexander, LSU, 6-1, 214, Galveston, Texas.

Defense L—*Al Harris, Arizona St., 6-5, 240, Wheeler AFB, Hawaii; L—*Bruce Clark, Penn St., 6-3, 246, New Castle, Pa.; L—Hugh Green, Pittsburgh, 6-2, 215, Natchez, Miss.; L—Mike Bell, Colorado St., 6-5, 265, Wichita, Kan.; L—Marty Lyons, Alabama, 6-6, 250, St. Petersburg, Fla.; LB—*Bob Golic, Notre Dame, 6-3, 244, Willowick, Ohio; LB—*Jerry Robinson, UCLA, 6-3, 209, Santa Rosa, Calif.; LB—Tom Cousineau, Ohio St., 6-3, 227, Fairview Park, Ohio; B—*Johnnie Johnson, Texas, 6-2, 183, LaGrange, Texas; B—Kenny Easley, UCLA, 6-2, 202, Chesapeake, Va.; B—Jeff Nixon, Richmond, 6-4, 195, Glendale, Ariz.

1979

Offense WR—Ken Margerum, Stanford, 6-1, 175, Fountain Valley, Calif.; TE—*Junior Miller, Nebraska, 6-4, 222, Midland, Texas; T—*Greg Kolenda, Arkansas, 6-1, 258, Kansas City, Kan.; T—Jim Bunch, Alabama, 6-2, 240, Mechanicsville, Va.; G—*Brad Budde, Southern California, 6-5, 253, Kansas City, Mo.; G—Ken Fritz, Ohio St., 6-3, 238, Ironton, Ohio; C—*Jim Ritcher, North Carolina St., 6-3, 245, Hinkley, Ohio; QB—*Marc Wilson, Brigham Young, 6-5, 204, Seattle, Wash.; RB—*Charles White, Southern California, 6-0, 185, San Fernando, Calif.; RB—*Billy Sims, Oklahoma, 6-0, 205, Hooks, Texas; RB—Vagas Ferguson, Notre Dame, 6-1, 194, Richmond, Ind.; PK—Dale Castro, Maryland, 6-1, 170, Shady Side, Md.

Defense L—*Hugh Green, Pittsburgh, 6-2, 220, Natchez, Miss.; L—*Steve McMichael, Texas, 6-2, 250, Freer, Texas; L—Bruce Clark, Penn St., 6-3, 255, New Castle, Pa.; L—Jim Stuckey, Clemson, 6-5, 241, Cayce, S.C.; MG—Ron Simmons, Florida St., 6-1, 235, Warner Robins, Ga.; LB—*George Cumby, Oklahoma, 6-0, 205, Tyler, Texas; LB—Ron Simpkins, Michigan, 6-2, 220, Detroit, Mich.; LB—Mike Singletary, Baylor, 6-1, 224, Houston, Texas; B—*Kenny Easley, UCLA, 6-3, 204, Chesapeake, Va.; B—*Johnnie Johnson, Texas, 6-2, 190, LaGrange, Texas; B—Roland James, Tennessee, 6-2, 182, Jamestown, Ohio; P—Jim Miller, Mississippi, 5-11, 183, Ripley, Miss.

1980

Offense WR—*Ken Margerum, Stanford, 6-1, 175, Fountain Valley, Calif.; TE—*Dave Young, Purdue, 6-6, 242, Akron, Ohio; L—*Mark May, Pittsburgh, 6-6, 282, Oneonta, N.Y.; L—Keith Van Horne, Southern California, 6-7, 265, Fullerton, Calif.; L—Nick Eyre, Brigham Young, 6-5, 276, Las Vegas, Nev.; L—Louis Oubre, Oklahoma, 6-4, 262, New Orleans, La.; L—Randy Schlessener, Nebraska, 6-7, 242, Rapid City, S.D.; C—*John Scully, Notre Dame, 6-5, 255, Huntington, N.Y.; QB—*Mark Herrmann, Purdue, 6-4, 187, Carmel, Ind.; RB—*George Rogers, South Carolina, 6-2, 220, Duluth, Ga.; RB—*Herschel Walker, Georgia, 6-2, 220, Wrightsville, Ga.; RB—Jarvis Redwine, Nebraska, 5-11, 204, Inglewood, Calif.

Defense L—*Hugh Green, Pittsburgh, 6-2, 222, Natchez, Miss.; L—*E.J. Junior, Alabama, 6-3, 227, Nashville, Tenn.; L—Kenneth Sims, Texas, 6-6, 265, Groesbeck, Texas; L—Leonard Mitchell, Houston, 6-7, 270, Houston, Texas; MG—Ron Simmons, Florida St., 6-1, 230, Warner Robins, Ga.; LB—*Mike Singletary, Baylor, 6-1, 232, Houston, Texas; LB—*Lawrence Taylor, North Carolina, 6-3, 237, Williamsburg, Va.; LB—David Little, Florida, 6-1, 228, Miami, Fla.; LB—Bob Crable, Notre Dame, 6-3, 222, Cincinnati, Ohio; B—*Kenny Easley, UCLA, 6-3, 206, Chesapeake, Va.; B—*Ronnie Lott, Southern California, 6-2, 200, Rialto, Calif.; B—John Simmons, Southern Methodist, 5-11, 188, Little Rock, Ark.

1981

Offense WR—*Anthony Carter, Michigan, 5-11, 161, Riviera Beach, Fla.; TE—*Tim Wrightman, UCLA, 6-3, 237, San Pedro, Calif.; L—*Sean Farrell, Penn St., 6-3, 266, Westhampton Beach, N.Y.; L—Roy Foster, Southern California, 6-4, 265, Overland Park, Kan.; L—Terry Crouch, Oklahoma, 6-1, 275, Dallas, Texas; L—Ed Muransky, Michigan, 6-7, 275, Youngstown, Ohio; L—Terry Tausch, Texas, 6-4, 265, New Braunfels, Texas; L—Kurt Becker, Michigan, 6-6, 260, Aurora, Ill.; C—*Dave Rimmington, Nebraska, 6-3, 275, Omaha, Neb.; QB—*Jim McMahon, Brigham Young, 6-0, 185, Roy, Utah; RB—*Marcus Allen, Southern California, 6-2, 202, San Diego, Calif.; RB—*Herschel Walker, Georgia, 6-2, 222, Wrightsville, Ga.

Defense L—*Billy Ray Smith, Arkansas, 6-4, 228, Plano, Texas; L—*Kenneth Sims, Texas, 6-6, 265, Groesbeck, Texas; L—*Andrie Tippett, Iowa, 6-4, 235, Newark, N.J.; L—Tim Krumrie, Wisconsin, 6-3, 237, Mondovi, Wis.; LB—Bob Crable, Notre Dame, 6-3, 225, Cincinnati, Ohio; LB—Jeff Davis, Clemson, 6-0, 223, Greensboro, N.C.; LB—Sal Sunseri, Pittsburgh, 6-0, 220, Pittsburgh, Pa.; DB—Tommy Wilcox, Alabama, 5-11, 187, Harahan, La.; DB—Mike Richardson, Arizona St., 6-1, 192, Compton, Calif.; DB—Terry Kinard, Clemson, 6-1, 183, Sumter, S.C.; DB—Fred Marion, Miami (Fla.), 6-3, 194, Gainesville, Fla.; P—Reggie Roby, Iowa, 6-3, 215, Waterloo, Iowa.

1982

Offense WR—*Anthony Carter, Michigan, 5-11, 161, Riviera Beach, Fla.; TE—*Gordon Hudson, Brigham Young, 6-4, 224, Salt Lake City, Utah; L—*Don Mosebar, Southern California, 6-7, 270, Visalia, Calif.; L—*Steve Korte, Arkansas, 6-2, 270, Littleton, Colo.; L—Jimbo Covert, Pittsburgh, 6-5, 279, Conway, Pa.; L—Bruce Matthews, Southern California, 6-5, 265, Arcadia, Calif.; C—*Dave Rimington, Nebraska, 6-3, 290, Omaha, Neb.; QB—*John Elway, Stanford, 6-4, 202, Northridge, Calif.; RB—*Herschel Walker, Georgia, 6-2, 222, Wrightsville, Ga.; RB—*Eric Dickerson, Southern Methodist, 6-2, 215, Sealy, Texas; RB—Mike Rozier, Nebraska, 5-11, 210, Camden, N.J.; PK—*Chuck Nelson, Washington, 5-11, 178, Everett, Wash.

Defense L—*Billy Ray Smith, Arkansas, 6-3, 228, Plano, Texas; L—Vernon Maxwell, Arizona St., 6-2, 225, Carson, Calif.; L—Mike Pitts, Alabama, 6-5, 255, Baltimore, Md.; L—Wilber Marshall, Florida, 6-1, 230, Titusville, Fla.; L—Gabriel Rivera, Texas Tech, 6-3, 270, San Antonio, Texas; L—Rick Bryan, Oklahoma, 6-4, 260, Coweta, Okla.; MG—George Achica, Southern California, 6-5, 260, San Jose, Calif.; LB—*Darryl Talley, West Virginia, 6-4, 210, East Cleveland, Ohio; LB—Ricky Hunley, Arizona, 6-1, 230, Petersburg, Va.; LB—Marcus Marek, Ohio St., 6-2, 224, Masury, Ohio; DB—*Terry Kinard, Clemson, 6-1, 189, Sumter, S.C.; DB—Mike Richardson, Arizona St., 6-0, 190, Compton, Calif.; DB—Terry Hoage, Georgia, 6-3, 196, Huntsville, Texas; P—*Jim Arnold, Vanderbilt, 6-3, 205, Dalton, Ga.

1983

Offense WR—*Irving Fryar, Nebraska, 6-0, 200, Mount Holly, N.J.; TE—*Gordon Hudson, Brigham Young, 6-4, 231, Salt Lake City, Utah; L—*Bill Fralic, Pittsburgh, 6-5, 270, Penn Hills, Pa.; L—Terry Long, East Carolina, 6-0, 280, Columbia, S.C.; L—Dean Steinkuhler, Nebraska, 6-3, 270, Burr, Neb.; L—Doug Dawson, Texas, 6-3, 263, Houston, Texas; C—Tony Slaton, Southern California, 6-4, 260, Merced, Calif.; QB—*Steve Young, Brigham Young, 6-1, 198, Greenwich, Conn.; RB—*Mike Rozier, Nebraska, 5-11, 210, Camden, N.J.; RB—Bo Jackson, Auburn, 6-1, 222, Bessemer, Ala.; RB—Greg Allen, Florida St., 6-0, 200, Milton, Fla.; RB—Napoleon McCallum, Navy, 6-2, 208, Milford, Ohio; PK—Luis Zendejas, Arizona St., 5-9, 186, Chino, Calif.

Defense L—*Rick Bryan, Oklahoma, 6-4, 260, Coweta, Okla.; L—*Reggie White, Tennessee, 6-5, 264, Chattanooga, Tenn.; L—William Perry, Clemson, 6-3, 320, Aiken, S.C.; L—William Fuller, North Carolina, 6-4, 250, Chesapeake, Va.; LB—*Ricky Hunley, Arizona, 6-2, 230, Petersburg, Va.; LB—Wilber Marshall, Florida, 6-1, 230, Titusville, Fla.; LB—Ron Rivera, California, 6-3, 225, Monterey, Calif.; LB—Jeff Leiding, Texas, 6-4, 240, Tulsa, Okla.; DB—*Russell Carter, Southern Methodist, 6-3, 193, Ardmore, Pa.; DB—Jerry Gray, Texas, 6-1, 183, Lubbock, Texas; DB—Terry Hoage, Georgia, 6-3, 196, Huntsville, Texas; DB—Don Rogers, UCLA, 6-2, 208, Sacramento, Calif.; P—Jack Weil, Wyoming, 5-11, 171, Northglenn, Colo.

1984

Offense WR—*David Williams, Illinois, 6-3, 195, Los Angeles, Calif.; WR—Eddie Brown, Miami (Fla.), 6-0, 185, Miami, Fla.; TE—Jay Novacek, Wyoming, 6-4, 211, Gothenburg, Neb.; T—*Bill Fralic, Pittsburgh, 6-5, 285, Penn Hills, Pa.; T—Lomas Brown, Florida, 6-5, 277, Miami, Fla.; G—Del Wilkes, South Carolina, 6-3, 255, Columbia, S.C.; G—Jim Lachey, Ohio St., 6-6, 274, St. Henry, Ohio; G—Bill Mayo, Tennessee, 6-3, 280, Dalton, Ga.; C—*Mark Traynowicz, Nebraska, 6-6, 265, Bellevue, Neb.; QB—*Doug Flutie, Boston College, 5-9, 177, Natick, Mass.; RB—*Keith Byars, Ohio St., 6-2, 233, Dayton, Ohio; RB—*Kenneth Davis, TCU, 5-11, 205, Temple, Texas; RB—Rueben Mayes, Washington St., 6-0, 200, North Battleford, Saskatchewan, Canada;

PK—Kevin Butler, Georgia, 6-1, 190, Stone Mountain, Ga.

Defense DL—Bruce Smith, Virginia Tech, 6-4, 275, Norfolk, Va.; DL—Tony Degrate, Texas, 6-4, 280, Snyder, Texas; DL—Ron Holmes, Washington, 6-4, 255, Lacey, Wash.; DL—Tony Casillas, Oklahoma, 6-3, 272, Tulsa, Okla.; LB—Gregg Carr, Auburn, 6-2, 215, Birmingham, Ala.; LB—Jack Del Rio, Southern California, 6-4, 235, Hayward, Calif.; LB—Larry Station, Iowa, 5-11, 233, Omaha, Neb.; DB—*Jerry Gray, Texas, 6-1, 183, Lubbock, Texas; DB—Tony Thurman, Boston College, 6-0, 179, Lynn, Mass.; DB—Jeff Sanchez, Georgia, 6-0, 183, Yorba Linda, Calif.; DB—David Fulcher, Arizona St., 6-3, 220, Los Angeles, Calif.; DB—Rod Brown, Oklahoma St., 6-3, 188, Gainesville, Texas; P—*Ricky Anderson, Vanderbilt, 6-2, 190, St. Petersburg, Fla.

1985

Offense WR—*David Williams, Illinois, 6-3, 195, Los Angeles, Calif.; WR—Tim McGee, Tennessee, 5-10, 181, Cleveland, Ohio; TE—Willie Smith, Miami (Fla.), 6-2, 230, Jacksonville, Fla.; L—*Jim Dombrowski, Virginia, 6-5, 290, Williamsville, N.Y.; L—Jeff Bregel, Southern California, 6-4, 280, Granada Hills, Calif.; L—Brian Jozwiak, West Virginia, 6-6, 290, Catonsville, Md.; L—John Rienstra, Temple, 6-4, 280, Colorado Springs, Colo.; L—J. D. Maarleveld, Maryland, 6-5, 300, Rutherford, N.J.; L—Jamie Dukes, Florida St., 6-0, 272, Orlando, Fla.; C—Pete Anderson, Georgia, 6-3, 264, Glen Ridge, N.J.; QB—*Chuck Long, Iowa, 6-4, 213, Wheaton, Ill.; RB—*Bo Jackson, Auburn, 6-1, 222, Bessemer, Ala.; RB—*Lorenzo White, Michigan St., 5-11, 205, Fort Lauderdale, Fla.; RB—Thurman Thomas, Oklahoma St., 5-11, 186, Missouri City, Texas; RB—Reggie Dupard, Southern Methodist, 6-0, 201, New Orleans, La.; RB—Napoleon McCallum, Navy, 6-2, 214, Milford, Ohio; PK—*John Lee, UCLA, 5-11, 187, Downey, Calif.

Defense L—*Tim Green, Syracuse, 6-2, 246, Liverpool, N.Y.; L—*Leslie O'Neal, Oklahoma St., 6-3, 245, Little Rock, Ark.; L—Tony Casillas, Oklahoma, 6-3, 280, Tulsa, Okla.; L—Mike Ruth, Boston College, 6-2, 250, Norristown, Pa.; L—Mike Hammerstein, Michigan, 6-4, 240, Wapakoneta, Ohio; LB—*Brian Bosworth, Oklahoma, 6-2, 234, Irving, Texas; LB—*Larry Station, Iowa, 5-11, 227, Omaha, Neb.; LB—Johnny Holland, Texas A&M, 6-2, 219, Hempstead, Texas; DB—David Fulcher, Arizona St., 6-3, 228, Los Angeles, Calif.; DB—Brad Cochran, Michigan, 6-3, 219, Royal Oak, Mich.; DB—Scott Thomas, Air Force, 6-0, 185, San Antonio, Texas; P—Barry Helton, Colorado, 6-3, 195, Simla, Colo.

1986

Offense WR—Cris Carter, Ohio St., 6-3, 194, Middletown, Ohio; TE—*Keith Jackson, Oklahoma, 6-3, 241, Little Rock, Ark.; L—Jeff Bregel, Southern California, 6-4, 280, Granada Hills, Calif.; L—Randy Dixon, Pittsburgh, 6-4, 286, Clewiston, Fla.; L—Danny Villa, Arizona St., 6-5, 284, Nogales, Ariz.; L—John Clay, Missouri, 6-5, 285, St. Louis, Mo.; C—*Ben Tamburello, Auburn, 6-3, 268, Birmingham, Ala.; QB—*Vinny Testaverde, Miami (Fla.), 6-5, 218, Elmont, N.Y.; RB—*Brent Fullwood, Auburn, 5-11, 209, St. Cloud, Fla.; RB—*Paul Palmer, Temple, 5-10, 180, Potomac, Md.; RB—Terrence Flagler, Clemson, 6-1, 200, Fernandina Beach, Fla.; RB—Brad Muster, Stanford, 6-3, 226, Novato, Calif.; RB—D.J. Dozier, Penn St., 6-1, 204, Virginia Beach, Va.; PK—Jeff Jaeger, Washington, 5-11, 191, Kent, Wash.

Defense L—*Jerome Brown, Miami (Fla.), 6-2, 285, Brooksville, Fla.; L—*Danny Noonan, Nebraska, 6-4, 280, Lincoln, Neb.; L—Tony Woods, Pittsburgh, 6-4, 240, Newark, N.J.; L—Jason Buck, Brigham Young, 6-6, 270, St. Anthony, Idaho; L—Reggie Rogers, Washington, 6-6, 260, Sacramento, Calif.; LB—*Cornelius Bennett, Alabama, 6-4, 235, Birmingham, Ala.; LB—Shane Conlan, Penn St., 6-3, 225, Frewsburg, N.Y.; LB—Brian Bosworth, Oklahoma, 6-2, 240, Irving, Texas; LB—Chris Spielman, Ohio St., 6-2, 227, Massillon, Ohio; DB—*Thomas Everett, Baylor, 5-9, 180, Daingerfield, Texas; DB—Tim McDonald, Southern California, 6-3, 205, Fresno, Calif.; DB—Bennie Blades, Miami (Fla.), 6-0, 207, Ft. Lauderdale, Fla.; DB—Rod Woodson, Purdue, 6-0, 195, Fort Wayne, Ind.; DB—Garland Rivers, Michigan, 6-1, 187, Canton, Ohio; P—Barry Helton, Colorado, 6-4, 200, Simla, Colo.

1987

Offense WR—*Tim Brown, Notre Dame, 6-0, 195, Dallas, Texas; WR—Wendell Davis, LSU, 6-0, 186,

Shreveport, La.; TE—*Keith Jackson, Oklahoma, 6-3, 248, Little Rock, Ark.; L—*Mark Hutson, Oklahoma, 6-4, 282, Fort Smith, Ark.; L—Dave Cadigan, Southern California, 6-5, 280, Newport Beach, Calif.; L—John Elliott, Michigan, 6-7, 306, Lake Ronkonkoma, N.Y.; L—Randall McDaniel, Arizona St., 6-5, 261, Avondale, Ariz.; C—*Nacho Albergamo, LSU, 6-2, 257, Marrera, La.; QB—*Don McPherson, Syracuse, 6-0, 182, West Hempstead, N.Y.; RB—Lorenzo White, Michigan St., 5-11, 211, Fort Lauderdale, Fla.; RB—Craig Heyward, Pittsburgh, 6-0, 260, Passaic, N.J.; PK—David Treadwell, Clemson, 6-1, 165, Jacksonville, Fla.

Defense L—*Daniel Stubbs, Miami (Fla.), 6-4, 250, Red Bank, N.J.; L—*Chad Hennings, Air Force, 6-5, 260, Elboron, Iowa; L—Tracy Rocker, Auburn, 6-3, 258, Atlanta, Ga.; L—Ted Gregory, Syracuse, 6-1, 260, East Islip, N.Y.; L—John Roper, Texas A&M, 6-2, 215, Houston, Texas; LB—*Chris Spielman, Ohio St., 6-2, 236, Massillon, Ohio; LB—Aundray Bruce, Auburn, 6-6, 236, Montgomery, Ala.; LB—Dante Jones, Oklahoma, 6-2, 235, Dallas, Texas; DB—*Bennie Blades, Miami (Fla.), 6-0, 215, Fort Lauderdale, Fla.; DB—*Deion Sanders, Florida St., 6-0, 192, Fort Myers, Fla.; DB—Rickey Dixon, Oklahoma, 5-10, 184, Dallas, Texas; DB—Chuck Cecil, Arizona, 6-0, 185, Red Bluff, Calif.; P—*Tom Tupa, Ohio St., 6-5, 215, Brecksville, Ohio.

1988

Offense WR—Jason Phillips, Houston, 5-9, 175, Houston, Texas; WR—Hart Lee Dykes, Oklahoma St., 6-4, 220, Bay City, Texas; TE—*Marv Cook, Iowa, 6-4, 243, West Branch, Iowa; L—*Tony Mandarich, Michigan St., 6-6, 315, Oakville, Ontario, Canada; L—*Anthony Phillips, Oklahoma, 6-3, 286, Tulsa, Okla.; L—Mike Utley, Washington St., 6-6, 302, Seattle, Wash.; L—Mark Stepnoski, Pittsburgh, 6-3, 265, Erie, Pa.; C—Jake Young, Nebraska, 6-5, 260, Midland, Texas; C—John Vitale, Michigan, 6-1, 273, Detroit, Mich.; QB—Steve Walsh, Miami (Fla.), 6-3, 195, St. Paul, Minn.; QB—Troy Aikman, UCLA, 6-4, 217, Henryetta, Okla.; RB—*Barry Sanders, Oklahoma St., 5-8, 197, Wichita, Kan.; RB—Anthony Thompson, Indiana, 6-0, 205, Terre Haute, Ind.; RB—Tim Worley, Georgia, 6-2, 216, Lumberton, N.C.; PK—Kendall Trainor, Arkansas, 6-2, 205, Fredonia, Kan.

Defense L—*Mark Messner, Michigan, 6-3, 244, Hartland, Mich.; L—*Tracy Rocker, Auburn, 6-3, 278, Atlanta, Ga.; L—Wayne Martin, Arkansas, 6-5, 263, Cherry Valley, Ark.; L—Frank Stams, Notre Dame, 6-4, 237, Akron, Ohio; L—Bill Hawkins, Miami (Fla.), 6-6, 260, Hollywood, Fla.; LB—*Derrick Thomas, Alabama, 6-4, 230, Miami, Fla.; LB—*Broderick Thomas, Nebraska, 6-3, 235, Houston, Texas; LB—Michael Stonebreaker, Notre Dame, 6-1, 228, River Ridge, La.; DB—*Deion Sanders, Florida St., 6-0, 195, Fort Myers, Fla.; DB—Donnell Woolford, Clemson, 5-10, 195, Fayetteville, N.C.; DB—Louis Oliver, Florida, 6-2, 222, Bell Glade, Fla.; DB—Darryl Henley, UCLA, 5-10, 165, Ontario, Calif.; P—Keith English, Colorado, 6-3, 215, Greeley, Colo.

1989

Offense WR—*Clarkston Hines, Duke, 6-1, 170, Chapel Hill, N.C.; WR—Terance Mathis, New Mexico, 5-9, 167, Stone Mountain, Ga.; TE—Mike Busch, Iowa St., 6-5, 252, Donahue, Iowa; L—Jim Mabry, Arkansas, 6-4, 262, Memphis, Tenn.; L—Bob Kula, Michigan St., 6-4, 282, West Bloomfield, Mich.; L—Mohammed Elewonibi, Brigham Young, 6-5, 290, Kamloops, British Columbia, Canada; L—Joe Garten, Colorado, 6-3, 280, Placentia, Calif.; L—*Eric Still, Tennessee, 6-3, 283, Germantown, Tenn.; C—Jake Young, Nebraska, 6-4, 270, Midland, Texas; QB—Andre Ware, Houston, 6-2, 205, Dickinson, Texas; RB—*Anthony Thompson, Indiana, 6-0, 209, Terre Haute, Ind.; RB—*Emmitt Smith, Florida, 5-10, 201, Pensacola, Fla.; PK—*Jason Hanson, Washington St., 6-0, 164, Spokane, Wash.

Defense L—Chris Zorich, Notre Dame, 6-1, 268, Chicago, Ill.; L—Greg Mark, Miami (Fla.), 6-4, 255, Pennsauken, N.J.; L—Tim Ryan, Southern California, 6-5, 260, San Jose, Calif.; L—*Moe Gardner, Illinois, 6-2, 250, Indianopolis, Ind.; LB—*Percy Snow, Michigan St., 6-3, 240, Canton, Ohio; LB—*Keith McCants, Alabama, 6-5, 256, Mobile, Ala.; LB—Alfred Williams, Colorado, 6-6, 230, Houston, Texas; DB—*Todd Lyght, Notre Dame, 6-1, 181, Flint, Mich.; DB—*Mark Carrier, Southern California, 6-1, 185, Long Beach, Calif.; DB—*Tripp Welborne, Michigan, 6-1, 193, Greensboro, N.C.; DB—LeRoy Butler, Florida St., 6-0, 194, Jacksonville, Fla.; P—Tom Rouen, Colorado, 6-3, 220, Littleton, Colo.

AWARD WINNERS

1990

Offense WR—*Raghib Ismail, Notre Dame, 5-10, 175, Wilkes-Barre, Pa.; WR—Herman Moore, Virginia, 6-5, 197, Danville, Va.; TE—*Chris Smith, Brigham Young, 6-4, 230, La Canada, Calif.; OL—*Antone Davis, Tennessee, 6-4, 310, Fort Valley, Ga.; OL—*Joe Garten, Colorado, 6-3, 280, Placentia, Calif.; OL—*Ed King, Auburn, 6-4, 284, Phenix City, Ala.; OL—Stacy Long, Clemson, 6-2, 275, Griffin, Ga.; C—John Flannery, Syracuse, 6-4, 301, Pottsville, Pa.; QB—Ty Detmer, Brigham Young, 6-0, 175, San Antonio, Texas; RB—*Eric Bieniemy, Colorado, 5-7, 195, West Covina, Calif.; RB—Darren Lewis, Texas A&M, 6-0, 220, Dallas, Texas; PK—*Philip Doyle, Alabama, 6-1, 190, Birmingham, Ala.

Defense DL—*Russell Maryland, Miami (Fla.), 6-2, 273, Chicago, Ill.; DL—*Chris Zorich, Notre Dame, 6-1, 266, Chicago, Ill.; DL—Moe Gardner, Illinois, 6-2, 258, Indianapolis, Ind.; DL—David Rocker, Auburn, 6-4, 264, Atlanta, Ga.; LB—*Alfred Williams, Colorado, 6-6, 236, Houston, Texas; LB—*Michael Stonebreaker, Notre Dame, 6-1, 228, River Ridge, La.; LB—Maurice Crum, Miami (Fla.), 6-0, 222, Tampa, Fla.; DB—*Tripp Welborne, Michigan, 6-1, 201, Greensboro, N.C.; DB—*Darryl Ken, Arizona, 5-9, 186, West Covina, Calif.; DB—*Ken Swilling, Georgia Tech, 6-3, 230, Toccoa, Ga.; DB—Todd Lyght, Notre Dame, 6-1, 184, Flint, Mich.; P—Brian Greenfield, Pittsburgh, 6-1, 210, Sherman Oaks, Calif.

1991

Offense WR—*Desmond Howard, Michigan, 5-9, 176, Cleveland, Ohio; WR—Mario Bailey, Washington, 5-9, 167, Seattle, Wash.; TE—Kerry Blackwell, TCU, 6-2, 242, Fort Worth, Texas; OL—*Greg Skrepenak, Michigan, 6-8, 322, Wilkes-Barre, Pa.; OL—Bob Whitfield, Stanford, 6-7, 300, Carson, Calif.; OL—Jeb Flesch, Clemson, 6-3, 266, Morrow, Ga.; (tie) OL—Jerry Ostroski, Tulsa, 6-4, 305, Collegeville, Pa.; Mirko Jurkovic, Notre Dame, 6-4, 289, Calumet City, Ill.; C—*Jay Leeuwensbor, Colorado, 6-3, 265, Kirkwood, Mo.; QB—Ty Detmer, Brigham Young, 6-0, 175, San Antonio, Texas; RB—*Vaughn Dunbar, Indiana, 6-0, 207, Fort Wayne, Ind.; (tie) RB—Trevor Cobb, Rice, 5-9, 180, Houston, Texas; Russell White, California, 6-0, 210, Van Nuys, Calif.; PK—Carlos Huerta, Miami (Fla.), 5-9, 186, Miami, Fla.

Defense DL—*Steve Emtan, Washington, 6-4, 280, Cheney, Wash.; DL—*Santana Dotson, Baylor, 6-5, 264, Houston, Texas; DL—Brad Culppepper, Florida, 6-2, 263, Tallahassee, Fla.; DL—Leroy Smith, Iowa, 6-2, 214, Sicklerville, N.J.; LB—*Robert Jones, East Carolina, 6-3, 234, Blackstone, Va.; LB—Marvin Jones, Florida St., 6-2, 220, Miami, Fla.; LB—Levon Kirkland, Clemson, 6-2, 245, Lamar, S.C.; DB—*Terrell Buckley, Florida St., 5-10, 175, Pascagoula, Miss.; DB—Dale Carter, Tennessee, 6-2, 182, Oxford, Ga.; DB—Kevin Smith, Texas A&M, 6-0, 180, Orange, Texas; DB—Darryl Williams, Miami (Fla.), 6-2, 190, Miami, Fla.; P—*Mark Bounds, Texas Tech, 5-11, 185, Stamford, Texas.

1992

Offense WR—O.J. McDuffie, Penn St., 5-11, 185, Warrensville Heights, Ohio; WR—Sean Dawkins, California, 6-4, 205, Sunnyvale, Calif.; TE—*Chris Gedney, Syracuse, 6-5, 256, Liverpool, N.Y.; OL—*Lincoln Kennedy, Washington, 6-7, 325, San Diego, Calif.; OL—*Will Shields, Nebraska, 6-1, 305, Lawton, Okla.; OL—Aaron Taylor, Notre Dame, 6-4, 294, Concord, Calif.; (tie) OL—Willie Roof, Louisiana Tech, 6-5, 300, Pine Bluff, Ark.; Everett Lindsay, Mississippi, 6-5, 290, Raleigh, N.C.; C—Mike Compton, West Virginia, 6-7, 289, Richlands, Va.; QB—*Gino Torretta, Miami (Fla.), 6-3, 205, Pinole, Calif.; RB—*Marshall Faulk, San Diego St., 5-10, 200, New Orleans, La.; RB—*Garrison Hearst, Georgia, 5-11, 202, Lincolnton, Ga.; PK—Joe Allison, Memphis, 6-0, 184, Atlanta, Ga.

Defense DL—Eric Curry, Alabama, 6-6, 265, Thomasville, Ga.; DL—John Copeland, Alabama, 6-3, 261, Lanett, Ala.; DL—Chris Slade, Virginia, 6-5, 235, Tabb, Va.; DL—Rob Waldrop, Arizona, 6-2, 265, Phoenix, Ariz.; LB—*Marcus Buckley, Texas A&M, 6-4, 230, Fort Worth, Texas; LB—*Marvin Jones, Florida St., 6-2, 235, Miami, Fla.; LB—Michael Barrow, Miami (Fla.), 6-2, 230, Homestead, Fla.; DB—*Carlton McDonald, Air Force, 6-0, 185, Jacksonville, Fla.; DB—Carlton Gray, UCLA, 6-0, 194, Cincinnati, Ohio; DB—Deon Figures, Colorado, 6-1, 195, Compton, Calif.; DB—Ryan McNeil, Miami (Fla.), 6-2, 185, Fort Pierce, Fla.; P—Sean Snyder, Kansas St., 6-1, 190, Greenville, Texas.

1993

Offense WR—*J.J. Stokes, UCLA, 6-5, 214, San Diego, Calif.; WR—Johnnie Morton, Southern California, 6-0,

190, Torrance, Calif.; OL—Mark Dixon, Virginia, 6-4, 283, Jamestown, N.C.; OL—Stacy Seegars, Clemson, 6-4, 320, Kershaw, S.C.; OL—*Aaron Taylor, Notre Dame, 6-4, 299, Concord, Calif.; OL—Wayne Gandy, Auburn, 6-5, 275, Haines City, Fla.; C—*Jim Pyne, Virginia Tech, 6-2, 280, Milford, Mass.; QB—*Charlie Ward, Florida St., 6-2, 190, Thomasville, Ga.; RB—*Marshall Faulk, San Diego St., 5-10, 200, New Orleans, La.; RB—*LeShon Johnson, Northern Ill., 6-0, 201, Haskell, Okla.; PK—Bjorn Merten, UCLA, 6-0, 203, Centreville, Va.; KR—David Palmer, Alabama, 5-9, 170, Birmingham, Ala.

Defense DL—*Rob Waldrop, Arizona, 6-2, 275, Phoenix, Ariz.; DL—Dan Wilkinson, Ohio St., 6-5, 300, Dayton, Ohio; DL—Sam Adams, Texas A&M, 6-4, 269, Cypress, Texas; LB—*Trev Alberts, Nebraska, 6-4, 240, Cedar Falls, Iowa; LB—*Derrick Brooks, Florida St., 6-1, 225, Pensacola, Fla.; LB—Jamir Miller, UCLA, 6-4, 233, El Cerrito, Calif.; DB—*Antonio Langham, Alabama, 6-1, 170, Town Creek, Ala.; DB—Aaron Glenn, Texas A&M, 5-10, 182, Aldine, Texas; DB—Jeff Burris, Notre Dame, 6-0, 204, Rock Hill, S.C.; DB—Corey Sawyer, Florida St., 5-11, 171, Key West, Fla.; P—Trey Daniel, Auburn, 6-1, 226, Valley, Ala.

1994

Offense WR—Jack Jackson, Florida, 5-9, 171, Moss Point, Miss.; WR—Michael Westbrook, Colorado, 6-4, 210, Detroit, Mich.; TE—Pete Mitchell, Boston College, 6-2, 238, Bloomfield Hills, Mich.; OL—*Zach Wiegert, Nebraska, 6-5, 300, Fremont, Neb.; OL—Tony Boselli, Southern California, 6-8, 305, Boulder, Colo.; OL—Korey Stringer, Ohio St., 6-5, 315, Warren, Ohio; OL—Brenden Stai, Nebraska, 6-4, 300, Yorba Linda, Calif.; C—Cory Raymer, Wisconsin, 6-4, 290, Fond du Lac, Wis.; QB—Kerry Collins, Penn St., 6-5, 235, West Lawn, Pa.; RB—*Rashaan Salaam, Colorado, 6-1, 210, San Diego, Calif.; RB—*Ki-Jana Carter, Penn St., 5-10, 212, Westerville, Ohio; PK—Steve McLaughlin, Arizona, 6-1, 175, Tucson, Ariz.; KR—Leeland McElroy, Texas A&M, 5-11, 200, Beaumont, Texas.

Defense DL—*Warren Sapp, Miami (Fla.), 6-3, 284, Plymouth, Fla.; DL—Tedy Bruschi, Arizona, 6-1, 255, Roseville, Calif.; DL—Luther Elliss, Utah, 6-6, 288, Mancos, Colo.; DL—Kevin Carter, Florida, 6-6, 265, Tallahassee, Fla.; LB—*Dana Howard, Illinois, 6-0, 235, East St. Louis, Ill.; LB—Ed Stewart, Nebraska, 6-1, 215, Chicago, Ill.; LB—Derrick Brooks, Florida St., 6-1, 226, Pensacola, Fla.; DB—Clifton Abraham, Florida St., 5-9, 185, Dallas, Texas; DB—Bobby Taylor, Notre Dame, 6-3, 201, Longview, Texas; DB—Chris Hudson, Colorado, 5-11, 195, Houston, Texas; DB—Brian Robinson, Auburn, 6-3, 194, Fort Lauderdale, Fla.; DB—Tony Bouie, Arizona, 5-10, 183, New Orleans, La.; P—*Todd Sauerbrun, West Virginia, 6-0, 205, Setauket, N.Y.

1995

Offense WR—Terry Glenn, Ohio St., 5-11, 185, Columbus, Ohio; WR—*Keyshawn Johnson, Southern California, 6-4, 210, Los Angeles, Calif.; TE—*Marco Battaglia, Rutgers, 6-3, 240, Queens, N.Y.; OL—*Jonathan Ogden, UCLA, 6-8, 310, Washington, D.C.; OL—*Jason Odom, Florida, 6-5, 291, Bartow, Fla.; OL—*Orlando Pace, Ohio St., 6-6, 320, Sandusky, Ohio; OL—Jeff Hartings, Penn St., 6-3, 278, St. Henry, Ohio; (tie) C—Clay Shiver, Florida St., 6-2, 285, Tifton, Ga.; Bryan Stoltenberg, Colorado, 6-2, 280, Sugarland, Texas; QB—Tommy Frazier, Nebraska, 6-2, 205, Bradenton, Fla.; RB—*Eddie George, Ohio St., 6-3, 230, Philadelphia, Pa.; RB—Troy Davis, Iowa St., 5-8, 182, Miami, Fla.; PK—Michael Reeder, TCU, 6-0, 160, Sulphur, La.

Defense DL—*Tedy Bruschi, Arizona, 6-1, 253, Roseville, Calif.; DL—Cornell Brown, Virginia Tech, 6-2, 240, Lynchburg, Va.; DL—Marcus Jones, North Carolina, 6-6, 270, Jacksonville, N.C.; DL—Tony Brackens, Texas, 6-4, 250, Fairfield, Texas; LB—*Zach Thomas, Texas Tech, 6-0, 232, Pampa, Texas; LB—Kevin Hardy, Illinois, 6-4, 243, Evansville, Ind.; LB—Pat Fitzgerald, Northwestern, 6-4, 228, Orland Park, Ill.; DB—Chris Canty, Kansas St., 5-10, 190, Voorhees, N.J.; DB—*Lawyer Milloy, Washington, 6-2, 200, Tacoma, Wash.; DB—Aaron Beasley, West Virginia, 6-0, 190, Pottstown, Pa.; DB—Greg Myers, Colorado St., 6-2, 191, Windsor, Colo.; P—Brad Maynard, Ball St., 6-1, 175, Atlanta, Ind.

1996

Offense WR—Marcus Harris, Wyoming, 6-2, 216, Senior, Minneapolis, Minn.; (tie) WR—like Hilliard, Florida, 5-11, 182, Junior, Patterson, La.; Reidel Anthony, Florida, 6-0, 181, Junior, South Bay, Fla.; TE—Tony Gonzalez, California, 6-6, 235, Junior, Huntington Beach, Calif.; OL—*Orlando Pace, Ohio St., 6-6, 330,

Junior, Sandusky, Ohio; OL—Juan Roque, Arizona St., 6-8, 319, Senior, Ontario, Calif.; OL—Chris Naeole, Colorado, 6-4, 310, Senior, Kaaava, Hawaii; OL—Dan Neil, Texas, 6-2, 283, Senior, Cypress Creek, Texas; OL—Benji Olson, Washington, 6-4, 310, Sophomore, Port Orchard, Wash.; C—Aaron Taylor, Nebraska, 6-1, 305, Junior, Wichita Falls, Texas; QB—Danny Wuertfel, Florida, 6-2, 209, Senior, Fort Walton Beach, Fla.; RB—*Byron Hanspard, Texas Tech, 6-0, 193, Junior, DeSoto, Texas; RB—Troy Davis, Iowa St., 5-8, 185, Junior, Miami, Fla.; PK—Marc Primanti, North Carolina St., 5-7, 171, Senior, Thomdale, Pa.

Defense DL—Grant Wistrom, Nebraska, 6-5, 250, Junior, Webb City, Mo.; DL—Peter Boulware, Florida St., 6-5, 255, Junior, Columbia, S.C.; DL—Reinard Wilson, Florida St., 6-2, 255, Senior, Lake City, Fla.; (tie) DL—Derrick Rodgers, Arizona St., 6-2, 220, Junior, Cordova, Tenn.; Mike Vrabel, Ohio St., 6-4, 260, Senior, Akron, Ohio; LB—*Canute Curtis, West Virginia, 6-2, 250, Senior, Amityville, N.Y.; LB—Pat Fitzgerald, Northwestern, 6-2, 243, Senior, Orland Park, Ill.; LB—Matt Russell, Colorado, 6-2, 245, Senior, Fairview Heights, Ill.; LB—Jarrett Irons, Michigan, 6-2, 234, Senior, The Woodlands, Texas; DB—*Chris Canty, Kansas St., 5-10, 190, Junior, Voorhees, N.J.; DB—*Kevin Jackson, Alabama, 6-2, 206, Senior, Dothan, Ala.; DB—Dre' Bly, North Carolina, 5-10, 180, Freshman, Chesapeake, Va.; DB—Shawn Springs, Ohio St., 6-0, 188, Junior, Silver Spring, Md.; P—Brad Maynard, Ball St., 6-1, 176, Senior, Atlanta, Ind.

1997

Offense WR—*Randy Moss, Marshall, 6-5, 210, Sophomore, Rand, W.Va.; WR—Jacques Green, Florida, 5-9, 168, Junior, Ft. Valley, Ga.; TE—Alonzo Mayes, Oklahoma St., 6-6, 265, Senior, Oklahoma City, Okla.; OL—*Aaron Taylor, Nebraska, 6-1, 305, Senior, Wichita Falls, Texas; OL—Alan Faneca, LSU, 6-5, 310, Junior, Rosenberg, Texas; OL—Kyle Turley, San Diego St., 6-6, 305, Senior, Moreno Valley, Calif.; OL—Chad Overhauser, UCLA, 6-6, 304, Senior, Sacramento, Calif.; C—Olin Kreutz, Washington, 6-4, 290, Junior, Honolulu, Hawaii; QB—Peyton Manning, Tennessee, 6-5, 222, Senior, New Orleans, La.; RB—*Ricky Williams, Texas, 6-0, 220, Junior, San Diego, Calif.; RB—Curtis Enis, Penn St., 6-1, 233, Junior, Union City, Ohio; PK—Martin Gramatica, Kansas St., 5-9, 170, Junior, Buenos Aires, Argentina; KR—Tim Dwight, Iowa, 5-9, 185, Senior, Iowa City, Iowa.

Defense DL—Grant Wistrom, Nebraska, 6-5, 255, Senior, Webb City, Mo.; DL—Andre Wadsworth, Florida St., 6-4, 282, Senior, Miami, Fla.; DL—Greg Ellis, North Carolina, 6-6, 265, Senior, Wendell, N.C.; DL—Jason Peter, Nebraska, 6-5, 285, Senior, Locust, N.J.; LB—Andy Katzenmoyer, Ohio St., 6-4, 260, Sophomore, Westerville, Ohio; LB—Sam Cowart, Florida St., 6-3, 239, Senior, Jacksonville, Fla.; LB—Anthony Simmons, Clemson, 6-1, 225, Junior, Spartanburg, S.C.; LB—Brian Simmons, North Carolina, 6-4, 230, Senior, New Bern, N.C.; DB—*Charles Woodson, Michigan, 6-1, 198, Junior, Fremont, Ohio; DB—Dre' Bly, North Carolina, 5-10, 185, Sophomore, Chesapeake, Va.; DB—Fred Weary, Florida, 5-10, 180, Senior, Jacksonville, Fla.; DB—Brian Lee, Wyoming, 6-2, 200, Senior, Arvada, Colo.; P—Chad Kessler, LSU, 6-1, 197, Senior, Longwood, Fla.

1998

Offense WR—Torry Holt, North Carolina St., 6-2, 188, Senior, Gibsonville, N.C. (Eastern Guilford HS); WR—Peter Warrick, Florida St., 6-0, 190, Junior, Bradenton, Fla. (Southeast HS); WR—Troy Edwards, Louisiana Tech, 5-10, 195, Senior, Shreveport, La. (Huntington HS); TE—*Rufus French, Mississippi, 6-4, 245, Junior, Amory, Miss. (Amory HS); OL—Kris Farris, UCLA, 6-9, 310, Junior, Mission Viejo, Calif. (Santa Margarita HS); OL—Aaron Gibson, Wisconsin, 6-7, 372, Senior, Indianapolis, Ind. (Decatur Central HS); OL—Matt Stinchcomb, Georgia, 6-6, 291, Senior, Lilburn, Ga. (Lilburn HS); OL—Rob Murphy, Ohio St., 6-5, 300, Junior, Cincinnati, Ohio (Moeller HS); C—Craig Page, Georgia Tech, 6-3, 288, Senior, Jupiter, Fla. (Jupiter HS); (tie) QB—Cade McNown, UCLA, 6-1, 214, Senior, West Linn, Ore. (West Linn HS); Michael Bishop, Kansas St., 6-1, 205, Senior, Willis, Texas (Willis HS); Tim Couch, Kentucky, 6-5, 225, Junior, Hyden, Ky. (Leslie County HS); RB—*Ricky Williams, Texas, 6-0, 225, Senior, San Diego, Calif. (Patrick Henry HS); RB—Mike Cloud, Boston College, 5-11, 201, Senior, Portsmouth, R.I. (Portsmouth HS); PK—Sebastian Janikowski, Florida St., 6-2, 255, Sophomore, Daytona Beach, Fla. (Seabreeze HS); KR—David Allen, Kansas St., 5-9, 185, Sophomore, Liberty, Mo. (Liberty HS).

Defense DL—*Tom Burke, Wisconsin, 6-4, 249, Senior, Poplar, Wis. (Northwestern HS); DL—Montae Reagor, Texas Tech, 6-2, 254, Senior, Waxahachie, Texas (Waxahachie HS); DL—Jared DeVries, Iowa, 6-4, 284, Senior, Aplington, Iowa (Aplington-Parkersburg HS); LB—*Chris Claiborne, Southern California, 6-3, 250, Junior, Riverside, Calif. (North HS); LB—*Dat Nguyen, Texas A&M, 6-0, 216, Senior, Rockport, Texas (Rockport-Fulton HS); LB—Jeff Kelly, Kansas St., 6-0, 250, Senior, LaGrange, Texas (LaGrange HS); LB—Al Wilson, Tennessee, 6-0, 226, Senior, Jackson, Tenn. (Central Merry HS); DB—*Chris McAlister, Arizona, 6-2, 185, Senior, Pasadena, Calif. (Pasadena HS); DB—*Antoine Winfield, Ohio St., 5-9, 180, Senior, Akron, Ohio (Garfield HS); DB—Champ Bailey, Georgia, 6-1, 186, Junior, Folkston, Ga. (Folkston HS); DB—Anthony Poindexter, Virginia, 6-1, 220, Senior, Forest, Va. (Jefferson Forest HS); P—Joe Kristosik, UNLV, 6-3, 220, Junior, Las Vegas, Nev. (Bishop Gorman HS).

1999

Offense WR—Troy Walters, Stanford, 5-8, 170, Senior, College Station, Texas (A&M Consolidated HS); WR—*Peter Warrick, Florida St., 6-0, 195, Senior, Bradenton, Fla. (Southeast HS); TE—James Whalen, Kentucky, 6-4, 231, Senior, Portland, Ore. (LaSalle HS); OL—*Chris McIntosh, Wisconsin, 6-7, 310, Senior, Pewaukee, Wis. (Pewaukee HS); OL—*Chris Samuel, Alabama, 6-6, 291, Senior, Mobile, Ala. (Shaw HS); OL—Cosy Coleman, Tennessee, 6-5, 315, Junior, Clarkston, Ga. (Southwest DeKalb HS); OL—Jason Whitaker, Florida St., 6-5, 300, Senior, Panama City, Fla. (Moseley HS); C—Ben Hamilton, Minnesota, 6-5, 271, Junior, Plymouth, Minn. (Wayzata HS); C—Rob Riti, Missouri, 6-3, 289, Senior, Florissant, Mo. (Hazelwood West HS); QB—Joe Hamilton, Georgia Tech, 5-10, 189, Senior, Alvin, S.C. (Macedonia HS); RB—*Ron Dayne, Wisconsin, 5-10, 254, Senior, Berlin, N.J. (Overbrook HS); RB—Thomas Jones, Virginia, 5-10, 205, Senior, Big Stone Gap, Va. (Powell Valley HS); PK—*Sebastian Janikowski, Florida St., 6-2, 255, Junior, Daytona Beach, Fla. (Seabreeze HS); AP—Dennis Northcutt, Arizona, 5-11, 178, Senior, Los Angeles, Calif. (Dorsey HS).

Defense DL—*Courtney Brown, Penn St., 6-5, 270, Senior, Alvin, S.C. (Macedonia HS); DL—*Corey Moore, Virginia Tech, 6-0, 225, Senior, Brownsville, Tenn. (Haywood HS); DL—Corey Simon, Florida St., 6-4, 275, Senior, Pompano Beach, Fla. (Ely HS); LB—*LaVar Arrington, Penn St., 6-3, 242, Junior, Pittsburgh, Pa. (North Hills HS); LB—Mark Simoneau, Kansas St., 6-0, 240, Senior, Smith Center, Kan. (Smith Center HS); LB—Brandon Short, Penn St., 6-3, 252, Senior, McKeesport, Pa. (McKeesport HS); DB—Tyrone Carter, Minnesota, 5-9, 184, Senior, Pompano Beach, Fla. (Ely HS); DB—Brian Urlacher, New Mexico, 6-4, 240, Senior, Lovington, N.M. (Lovington HS); DB—Ralph Brown, Nebraska, 5-10, 180, Senior, Hacienda Heights, Calif. (Bishop Amat HS); DB—Deon Grant, Tennessee, 6-3, 205, Junior, Augusta, Ga. (Jossey HS); DB—Deltha O'Neal, California, 5-11, 195, Senior, Milpitas, Calif. (Milpitas HS); P—Andrew Bayes, East Caro., 6-3, 200, Senior, Hyattsville, Md. (DeMatha HS).

2000

Offense WR—Marvin Minnis, Florida St., 6-1, 185, Senior, Miami, Fla. (Northwestern HS); (tie) WR—Antonio Bryant, Pittsburgh, 6-2, 185, Sophomore, Miami, Fla. (Northwestern HS); Fred Mitchell, UCLA, 6-0, 188, Junior, Lakeland, Fla. (Kathleen HS); TE—*Brian Natkin, UTEP, 6-4, 245, Senior, San Antonio, Texas (Churchill HS); OL—*Steve Hutchinson, Michigan, 6-5, 299, Senior, Coral Springs, Fla. (Coral Springs HS); OL—Ben Hamilton, Minnesota, 6-5, 285, Senior, Plymouth, Minn. (Wayzata HS); OL—Chris Brown, Georgia Tech, 6-6, 315, Senior, Augusta, Ga. (Butler HS); OL—Leonard Davis, Texas, 6-6, 365, Senior, Wortham, Texas (Wortham HS); C—Dominic Raiola, Nebraska, 6-2, 300, Junior, Honolulu, Hawaii (St. Louis HS); QB—Josh Heupel, Oklahoma, 6-2, 214, Senior, Aberdeen, S.D. (Central HS); RB—*LaDainian Tomlinson, TCU, 5-11, 220, Senior, Waco, Texas (University HS); RB—Damien Anderson, Northwestern, 5-11, 202, Junior, Wilmington, Ill. (Wilmington HS); PK—Jonathan Ruffin, Cincinnati, 5-10, 184, Sophomore, Metairie, La. (Ridgewood Prep HS); AP—Santana Moss, Miami (Fla.), 5-10, 180, Senior, Miami, Fla. (Carol City HS).

Defense DL—*Jamal Reynolds, Florida St., 6-4, 254, Senior, Aiken, S.C. (Aiken HS); DL—*Andre Carter, California, 6-5, 265, Senior, San Jose, Calif. (Oak

Grove HS); DL—Casey Hampton, Texas, 6-1, 310, Senior, Galveston, Texas (Ball HS); DL—John Henderson, Tennessee, 6-7, 290, Junior, Nashville, Tenn. (Pearl Cohn HS); LB—*Dan Morgan, Miami (Fla.), 6-3, 245, Senior, Coral Springs, Fla. (Taravella HS); LB—Rocky Calmus, Oklahoma, 6-3, 240, Junior, Jenks, Okla. (Jenks HS); LB—Keith Adams, Clemson, 5-11, 220, Junior, College Park, Ga. (Westlake HS); DB—Dwight Smith, Akron, 5-11, 205, Senior, Detroit, Mich. (Central HS); DB—Jamar Fletcher, Wisconsin, 5-10, 175, Junior, St. Louis, Mo. (Hazelwood East HS); DB—Fred Smoot, Mississippi St., 6-1, 179, Senior, Jackson, Miss. (Provine HS); (tie) DB—Tay Cody, Florida St., 5-11, 180, Senior, Blakely, Ga. (Early County HS); Edward Reed, Miami (Fla.), 6-0, 190, Junior, St. Rose, La. (Destrehan HS); J.T. Thatcher, Oklahoma, 6-0, 225, Senior, Norman, Okla. (Norman HS); P—Nick Harris, California, 6-3, 225, Senior, Avondale, Ariz. (Westview HS).

2001

Offense WR—*Jabar Gaffney, Florida, 6-1, 197, Sophomore, Jacksonville, Fla. (Raines HS); WR—Josh Reed, LSU, 5-11, 205, Junior, Rayne, La. (Rayne HS); TE—Dan Graham, Colorado, 6-3, 245, Senior, Denver, Colo. (Thomas Jefferson HS); OL—*Bryant McKinnie, Miami (Fla.), 6-9, 335, Senior, Woodbury, N. J. (Woodbury HS); OL—Toniu Fonoti, Nebraska, 6-4, 340, Junior, Hauula, Hawaii (Kahuku HS); (tie) OL—Andre Gurude, Colorado, 6-4, 320, Senior, Houston, Tex. (North Shore HS); Mike Williams, Texas, 6-6, 339, Senior, The Colony, Tex. (The Colony HS); Mike Pearson, Florida, 6-7, 300, Junior, Seffner, Fla. (Armwood HS); Terrence Metcalf, Mississippi, 6-4, 315, Senior, Clarksdale, Miss. (Clarksdale HS); C—LeCharles Bentley, Ohio St., 6-2, 300, Senior, Cleveland, Ohio (St. Ignatius HS); QB—Rex Grossman, Florida, 6-1, 223, Sophomore, Bloomington, Ind. (Bloomington South HS); RB—Luke Staley, Brigham Young, 6-2, 225, Junior, Tualatin, Ore. (Tualatin HS); RB—William Green, Boston College, 6-1, 217, Junior, Atlantic City, N. J. (Holy Spirit HS); PK—Damon Duval, Auburn, 6-1, 186, Junior, Chattanooga, Tenn. (Central HS).

Defense DL—Alex Brown, Florida, 6-4, 254, Senior, White Springs, Fla. (Hamilton County HS); DL—*Dwight Freene, Syracuse, 6-1, 250, Senior, Bloomfield, Conn. (Bloomfield HS); DL—John Henderson, Tennessee, 6-7, 290, Senior, Nashville, Tenn. (Pearl Cohn HS); DL—*Julius Peppers, North Carolina, 6-6, 285, Junior, Bailey, N.C. (Southern Nash HS); LB—Rocky Calmus, Oklahoma, 6-3, 235, Senior, Jenks, Okla. (Jenks HS); LB—Robert Thomas, UCLA, 6-2, 237, Senior, Imperial, Cal. (Imperial HS); LB—E.J. Henderson, Maryland, 6-2, 238, Junior, Aberdeen, Md. (Aberdeen HS); DB—*Quentin Jammer, Texas, 6-1, 200, Senior, Angleton, Tex. (Angleton HS); DB—*Edward Reed, Miami (Fla.), 6-0, 198, Senior, St. Rose, La. (Destrehan HS); DB—*Roy Williams, Oklahoma, 6-0, 215, Junior, Union City, Cal. (James Logan HS); P—Travis Dorsch, Purdue, 6-6, 222, Junior, Bozeman, Mont. (Bozeman HS).

2002

Offense WR—*Charles Rogers, Michigan St., 6-4, 205, Junior, Saginaw, Mich. (Saginaw HS); (tie) WR—Reggie Williams, Washington, 6-4, 200, Sophomore, Tacoma, Wash. (Lakes HS); Rashaun Woods, Oklahoma St., 6-2, 187, Junior, Oklahoma City, Okla. (Millwood HS); TE—*Dallas Clark, Iowa, 6-4, 244, Junior, Livemore, Iowa (Twin River Valley HS); OL—Shawn Andrews, Arkansas, 6-5, 345, Sophomore, Camden, Ark. (Fairview HS); OL—Eric Steinbach, Iowa, 6-7, 284, Senior, Lockport, Ill. (Providence Catholic HS); OL—Derrick Dockery, Texas, 6-6, 345, Senior, Garland, Texas (Lakeview Centennial HS); OL—Jordan Gross, Utah, 6-5, 306, Senior, Fruitland, Idaho (Fruitland HS); C—Brett Romberg, Miami (Fla.), 6-3, 290, Senior, Windsor, Ontario, Canada (Belle River HS); QB—Carson Palmer, Southern California, 6-5, 225, Senior, Laguna Niguel, Calif. (Santa Margarita HS); RB—*Larry Johnson, Penn St., 6-2, 222, Senior, State College, Pa. (State College Area HS); RB—Willis McGahe, Miami (Fla.), 6-1, 224, Sophomore, Miami, Fla. (Central HS); PK—Mike Nugent, Ohio St., 5-10, 170, Sophomore, Centerville, Ohio (Centerville HS); AP/KR—Derek Abney, Kentucky, 5-10, 175, Junior, Mosinee, Wis. (Everest HS).

Defense DL—*Terrell Suggs, Arizona St., 6-3, 251, Junior, Chandler, Ariz. (Hamilton HS); DL—David Pollack, Georgia, 6-2, 275, Sophomore, Snellville, Ga. (Shiloh HS); DL—Rien Long, Washington St., 6-6, 287, Junior, Anacortes, Wash. (Anacortes HS); DL—Tommie Harris,

Oklahoma, 6-3, 280, Sophomore, Killeen, Texas (Ellison HS); LB—E.J. Henderson, Maryland, 6-2, 250, Senior, Aberdeen, Md. (Aberdeen HS); LB—Teddy Lehman, Oklahoma, 6-2, 235, Junior, Fort Gibson, Okla. (Fort Gibson HS); LB—Matt Wilhelm, Ohio St., 6-5, 245, Senior, Lorain, Ohio (Elyria Catholic HS); DB—*Mike Doss, Ohio St., 5-11, 204, Senior, Canton, Ohio (McKinley HS); DB—*Terence Newman, Kansas St., 5-11, 185, Senior, Salina, Kan. (Central HS); DB—*Shane Walton, Notre Dame, 5-11, 185, Senior, San Diego, Calif. (Bishops School HS); DB—Troy Polamalu, Southern California, 5-10, 215, Senior, Tenmile, Ore. (Douglas HS); P—Mark Mariscal, Colorado, 6-2, 200, Senior, Tallahassee, Fla. (Lincoln HS).

2003

The 26-man NCAA Consensus all-America Football Team features 14 players on offense and 12 on defense. The players listed had the majority of votes competing against players at that position only. Three first-team votes were considered the minimum number required of the five teams, except in case of ties at those positions. The only tie was at place-kicker, where two players tied with two votes each, both were listed. Twelve players were unanimous choices by all five teams used in the consensus chart — Associated Press, Football Writers Association of America, American Football Coaches Association, Walter Camp Foundation and The Sporting News.

Offense WR—*Larry Fitzgerald, Pittsburgh, 6-3, 225, Sophomore, Minneapolis, Minn. (Valley Forge Military); WR—Mike Williams, Southern California, 6-5, 230, Sophomore, Tampa, Fla. (Plant HS); TE—*Kellen Winslow, Miami (Fla.), 6-5, 250, Junior, San Diego, Calif. (Scripps Ranch HS); **OL—*Shawn Andrews, Arkansas, 6-6, 353, Junior, Camden, Ark. (Fairview HS);** OL—*Robert Gallery, Iowa, 6-7, 321, Senior, Masonville, Iowa (East Buchanan HS); OL—Jacob Rogers, Southern California, 6-6, 305, Senior, Oxnard, Calif. (Oxnard HS); OL—Alex Barron, Florida St., 6-6, 316, Junior, Orangeburg, S.C. (Wilkinson HS); C—*Jake Grove, Virginia Tech, 6-3, 300, Senior, Forest, Va. (Jefferson Forest HS); QB—*Jason White, Oklahoma, 6-3, 221, Senior, Tuttle, Okla. (Tuttle HS); RB—Chris Perry, Michigan, 6-1, 218, Senior, Advance, N.C. (Fork Union Military); RB—Kevin Jones, Virginia Tech, 6-0, 221, Junior, Chester, Pa. (Cardinal O'Hara HS); (tie) PK—Nate Kaeding, Iowa, 6-0, 180, Senior, Coralville, Iowa (Iowa City West HS); Nick Browne, TCU, 5-10, 172, Senior, Garland, Texas (Naaman Forest HS); AP/KR—*Antonio Perkins, Oklahoma, 6-0, 188, Junior, Lawton, Okla. (Lawton HS).

Defense DL—*Dave Ball, UCLA, 6-6, 269, Senior, Dixon, Calif. (Dixon HS); DL—*Tommie Harris, Oklahoma, 6-3, 289, Junior, Killeen, Texas (Ellison HS); DL—Chad Lavalais, LSU, 6-3, 292, Senior, Marksville, La. (Marksville HS); DL—Kenechi Udezue, Southern California, 6-4, 285, Junior, Los Angeles, Calif. (Verbum Dei HS); **LB—*Teddy Lehman, Oklahoma, 6-2, 243, Senior, Fort Gibson, Okla. (Fort Gibson HS);** LB—Derrick Johnson, Texas, 6-4, 230, Junior, Waco, Texas (Waco HS); LB—Grant Wiley, West Virginia, 6-1, 235, Senior, Trappe, Pa. (Perkiomen Valley HS); DB—*Derrick Strait, Oklahoma, 5-11, 195, Senior, Austin, Texas (Lanier HS); DB—*Sean Taylor, Miami (Fla.), 6-3, 230, Junior, Miami, Fla. (Gulliver Prep HS); DB—Keiwan Ratliff, Florida, 5-10, 178, Senior, Columbus, Ohio (Whitehall-Yearling HS); DB—Will Allen, Ohio St., 6-2, 190, Senior, Dayton, Ohio (Huber Heights Wayne HS); P—Dustin Colquitt, Tennessee, 6-2, 196, Junior, Knoxville, Tenn. (Bearden HS).

*—Indicates unanimous selection. **Boldface indicates consensus repeater from 2002.**

Consensus Team Class Makeup: 14 seniors, 10 juniors and 2 sophomores.

Other First-Team Votes from the Five Consensus Teams

Offense
RB Darren Sproles, Kansas St. (1 vote); WR Mark Clayton, Oklahoma (2); WR Rashaun Woods, Oklahoma St. (1); OL Shannon Snell, Florida (1); OL Stephen Peterman, LSU (1); OL Jammal Brown, Oklahoma (1); PK Drew Dunning, Washington St. (1).

Defense
DL Will Smith, Ohio St. (2); DL David Pollack, Georgia (1); LB Jonathan Vilma, Miami (Fla.) (2); LB Karlos Dansby, Auburn (1); LB Josh Buhl, Kansas St. (1); DB Corey Webster, LSU (1); DB Sean Jones, Georgia (1); DB Josh Bullocks, Nebraska (1); P Kyle Larson, Nebraska (1).

AWARD WINNERS

Consensus All-Americans by College

Beginning in 1924, unanimous selections are indicated by (*).

AIR FORCE

- 58— Brock Strom, T
- 70— Ernie Jennings, E
- 85— Scott Thomas, DB
- 87— *Chad Hennings, DL
- 92— *Carlton McDonald, DB

AKRON

- 2000—Dwight Smith, DB

ALABAMA

- 30— *Fred Sington, T
- 34— Don Hutson, E
Bill Lee, T
Dixie Howell, B
- 35— Riley Smith, B
- 37— Leroy Monsky, G
- 41— Holt Rast, E
- 42— Joe Domnanovich, C
- 45— Vaughn Mancha, C
- 61— *Billy Neighbors, T
- 62— *Lee Roy Jordan, C
- 65— Paul Crane, C
- 66— Ray Perkins, E
*Cecil Dowdy, T
- 67— Dennis Homan, E
Bobby Johns, DB
- 71— Johnny Musso, B
- 72— *John Hannah, G
- 73— Buddy Brown, G
- 74— Leroy Cook, DL
Woodrow Lowe, LB
- 75— *Leroy Cook, DE
- 77— Ozzie Newsome, WR
- 78— Marty Lyons, DL
- 79— Jim Bunch, T
- 80— *E.J. Junior, DL
- 81— Tommy Wilcox, DB
- 82— Mike Pitts, DL
- 86— *Cornelius Bennett, LB
- 88— *Derrick Thomas, LB
- 89— *Keith McCants, LB
- 90— *Philip Doyle, PK
- 92— John Copeland, DL
Eric Curry, DL
- 93— David Palmer, KR
*Antonio Langham, DB
- 96— *Kevin Jackson, DB
- 99— *Chris Samuels, OL

AMHERST

- 05— John Hubbard, B

ARIZONA

- 82— Ricky Hunley, LB
- 83— *Ricky Hunley, LB
- 87— Chuck Cecil, DB
- 90— *Darryll Lewis, DB
- 92— Rob Waldrop, DL
- 93— *Rob Waldrop, DL
- 94— Steve McLaughlin, PK
Tedy Bruschi, DL
Tony Bouie, DB
- 95— *Tedy Bruschi, DL
- 98— *Chris McAlister, DB
- 99— Dennis Northcutt, AP

ARIZONA ST.

- 72— Woody Green, B
- 73— Woody Green, B
- 77— John Jefferson, WR
- 78— *Al Harris, DL
- 81— Mike Richardson, DB
- 82— Mike Richardson, DB
Vernon Maxwell, DL
- 83— Luis Zendejas, PK
- 84— David Fulcher, DB
- 85— David Fulcher, DB
- 86— Danny Villa, OL
- 87— Randall McDaniel, OL
- 96— Juan Rogue, OL
Derrick Rodgers, DL
- 2002— *Terrell Suggs, DL

ARKANSAS

- 48— Clyde Scott, B
- 54— *Bud Brooks, G

- 65— Glen Ray Hines, T
Loyd Phillips, DT
- 66— *Loyd Phillips, DT
- 68— Jim Barnes, G
- 69— Rodney Brand, C
- 70— Dick Bumpas, DT
- 77— Leotis Harris, G
Steve Little, K
- 79— *Greg Kolenda, T
- 81— *Billy Ray Smith, DL
- 82— *Billy Ray Smith, DL
*Steve Korte, OL
- 88— Kendall Trainor, PK
Wayne Martin, DL
- 89— Jim Mabry, OL
- 2002— Shawn Andrews, OL
- 03— *Shawn Andrews, OL

ARMY

- 1898— Charles Romeyn, B
- 00— William Smith, E
- 01— Paul Bunker, T
Charles Daly, B
- 02— Paul Bunker, T-B
Robert Boyers, C
- 04— Arthur Tipton, C
Henry Torney, B
- 05— Henry Torney, B
- 07— William Erwin, G
- 11— Leland Devore, T
- 13— Louis Merillat, E
- 14— John McEwan, C
- 16— Elmer Oliphant, B
- 17— Elmer Oliphant, B
- 22— Ed Garbisch, C
- 26— Bud Sprague, T
- 27— Red Cagle, B
- 28— *Red Cagle, B
- 29— Red Cagle, B
- 32— Milt Summerfelt, G
- 43— *Casimir Myslinski, C
- 44— Glenn Davis, B
Doc Blanchard, B
- 45— Tex Coulter, T
John Green, G
*Glenn Davis, B
*Doc Blanchard, B
- 46— Hank Foldberg, E
*Glenn Davis, B
*Doc Blanchard, B
- 47— Joe Steffy, G
- 49— Arnold Galiffa, B
- 50— *Dan Foldberg, E
- 57— Bob Anderson, B
- 58— *Pete Dawkins, B
- 59— Bill Carpenter, E

AUBURN

- 32— Jimmy Hitchcock, B
- 57— *Jimmy Phillips, E
- 58— Zeke Smith, G
- 60— Ken Rice, T
- 64— Tucker Frederickson, B
- 69— Buddy McClinton, DB
- 70— Larry Willingham, DB
- 71— *Pat Sullivan, QB
*Terry Beasley, E
- 74— Ken Bernich, LB
- 83— Bo Jackson, RB
- 84— Gregg Carr, LB
- 85— *Bo Jackson, RB
- 86— *Ben Tamburello, C
*Brent Fullwood, RB
- 87— Tracy Rocker, DL
Aundray Bruce, LB
- 88— *Tracy Rocker, DL
- 90— *Ed King, OL
David Rocker, DL
- 93— Wayne Gandy, OL
Terry Daniel, P
- 94— Brian Robinson, DB
- 2001— Damon Duval, PK

BALL ST.

- 95— Brad Maynard, P
- 96— Brad Maynard, P

BAYLOR

- 30— Barton Koch, G
- 56— *Bill Glass, G
- 63— Lawrence Elkins, E
- 64— Lawrence Elkins, B
- 76— Gary Green, DB
- 79— Mike Singletary, LB

- 80— *Mike Singletary, LB
- 86— *Thomas Everett, DB
- 91— *Santana Dotson, DL

BOSTON COLLEGE

- 20— Luke Urban, E
- 40— Gene Goodreault, E
- 42— Mike Holovak, B
- 84— *Doug Flutie, QB
Tony Thurman, DB
- 85— Mike Ruth, DL
- 94— Pete Mitchell, TE
- 98— Mike Cloud, RB
- 2001— William Green, RB

BRIGHAM YOUNG

- 79— *Marc Wilson, QB
- 80— Nick Eyre, OL
- 81— *Jim McMahon, QB
- 82— *Gordon Hudson, TE
- 83— *Gordon Hudson, TE
*Steve Young, QB
- 86— Jason Buck, DL
- 89— Mohammed Elewonibi, OL
- 90— Ty Detmer, QB
*Chris Smith, TE
- 91— Ty Detmer, QB
- 2001— Luke Staley, RB

BROWN

- 02— Thomas Barry, B
- 06— John Mayhew, B
- 09— Adrian Regnier, E
- 10— Earl Sprackling, B
- 12— George Crowther, B
- 16— Fritz Pollard, B

CALIFORNIA

- 21— Brick Muller, E
Dan McMillan, T
- 22— Brick Muller, E
- 24— Edwin Horrell, C
- 28— Irv Phillips, E
- 30— Ted Beckett, G
- 35— Larry Lutz, T
- 37— Sam Chapman, B
- 38— Vic Bottari, B
- 48— Jackie Jensen, B
- 49— *Rod Franz, G
- 50— Les Richter, G
- 51— Les Richter, G
- 68— Ed White, MG
- 71— Sherman White, DT
- 74— Steve Bartkowski, QB
- 75— Chuck Muncie, RB
Steve Rivera, E
- 83— Ron Rivera, LB
- 91— Russell White, RB
- 92— Sean Dawkins, WR
- 96— Tony Gonzalez, TE
- 99— Deltha O'Neal, DB
- 2000— *Andre Carter, DL
Nick Harris, P

CARLISLE

- 1899— Isaac Seneca, B
- 03— James Johnson, B
- 07— Albert Exendine, E
Peter Hauser, B
- 11— Jim Thorpe, B
- 12— Jim Thorpe, B

CARNEGIE MELLON

- 28— Howard Harpster, B

CENTENARY (LA.)

- 33— Paul Geisler, E

CENTRE

- 19— James Weaver, C
Bo McMillin, B
- 21— Bo McMillin, B

CHICAGO

- 1898— Clarence Herschberger, B
- 04— Fred Speik, E
Walter Eckersall, B
- 05— Mark Catlin, E
Walter Eckersall, B
- 06— Walter Eckersall, B
- 08— Walter Steffen, B
- 13— Paul Des Jardien, C
- 22— John Thomas, B
- 24— Joe Pondelik, G
- 35— *Jay Berwanger, B

CINCINNATI

- 2000— Jonathan Ruffin, PK

CLEMSON

- 67— Harry Olszewski, G
- 74— Bennie Cunningham, TE
- 79— Jim Stuckey, DL
- 81— Jeff Davis, LB
Terry Kinard, DB
- 82— *Terry Kinard, DB
- 83— William Perry, DL
- 86— Terrence Flagler, RB
- 87— David Treadwell, PK
- 88— Donnell Woolford, DB
- 90— Stacy Long, OL
- 91— Jeb Flesch, OL
Levon Kirkland, LB
- 93— Stacy Seegars, OL
- 97— Anthony Simmons, LB
- 2000— Keith Adams, LB

COLGATE

- 13— Ellery Huntington, B
- 16— Clarence Horning, T
D. Belford West, T
Oscar Anderson, B
- 19— D. Belford West, T
- 30— Leonard Macaluso, B

COLORADO

- 37— Byron White, B
- 60— Joe Romig, G
- 61— Joe Romig, G
- 67— Dick Anderson, DB
- 68— Mike Montler, G
- 69— Bob Anderson, B
- 70— Don Popplewell, C
- 72— Cullen Bryant, DB
- 85— Barry Helton, P
- 86— Barry Helton, P
- 88— Keith English, P
- 89— Joe Garten, OL
Alfred Williams, LB
Tom Rouen, P
- 90— *Eric Bieniemy, RB
*Joe Garten, OL
*Alfred Williams, LB
- 91— *Jay Leeuwenburg, OL
- 92— Deon Figures, DB
- 94— Michael Westbrook, WR
*Rashaan Salaam, RB
Chris Hudson, DB
- 95— Bryan Stoltenberg, C
- 96— Matt Russell, LB
Chris Naeole, OL
- 2001— Dan Graham, TE
Andre Gurode, OL
- 02— Mark Mariscal, P

COLORADO ST.

- 78— Mike Bell, DL
- 95— Greg Myers, DB

COLUMBIA

- 00— Bill Morley, B
- 01— Harold Weekes, B
Bill Morley, B
- 03— Richard Smith, B
- 42— Paul Governali, B
- 47— Bill Swiacki, E

CORNELL

- 1895— Clinton Wyckoff, B
- 00— Raymond Starbuck, B
- 01— William Warner, G
Sanford Hunt, G
- 02— William Warner, G
- 06— Elmer Thompson, G
William Newman, C
- 08— Bernard O'Rourke, G
- 14— John O'Heam, E
Charles Barrett, B
- 15— Murray Shelton, E
Charles Barrett, B
- 21— Edgar Kaw, B
- 22— Edgar Kaw, B
- 23— George Pfann, B
- 38— Brud Holland, E
- 39— Nick Drahos, T
- 40— Nick Drahos, T
- 71— *Ed Marinaro, B

DARTMOUTH

- 03— Henry Hooper, C
Myron Witham, B

- 04— Joseph Gilman, G
- 05— Ralph Glaze, E
- 08— George Schildmiller, E
Clark Tobin, G
- 12— Wesley Englehorn, T
- 13— Robert Hogsett, E
- 14— Clarence Spears, G
- 15— Clarence Spears, G
- 17— Eugene Neely, G
- 19— Adolph Youngstrom, G
- 24— Carl Diehl, G
- 25— Carl Diehl, G
George Tully, E
*Andy Oberlander, B
- 38— Bob MacLeod, B

DUKE

- 33— Fred Crawford, T
- 36— Ace Parker, B
- 71— Ernie Jackson, DB
- 89— *Clarkston Hines, WR

DUQUESNE

- 36— Mike Basrak, C

EAST CARO.

- 83— Terry Long, OL
- 91— *Robert Jones, LB
- 99— Andrew Bayes, P

FLORIDA

- 66— *Steve Spurrier, B
- 69— Carlos Alvarez, E
- 75— Sammy Green, LB
- 80— David Little, LB
- 82— Wilber Marshall, DL
- 83— Wilber Marshall, LB
- 84— Lomas Brown, OT
- 88— Louis Oliver, DB
- 89— *Emmitt Smith, RB
- 91— Brad Culpepper, DL
- 94— Jack Jackson, WR
Kevin Carter, DL
- 95— *Jason Odom, OL
- 96— Danny Wuerffel, QB
Ike Hilliard, WR
Reidel Anthony, WR
Jacquez Green, WR
Fred Weary, DB
- 2001— *Jabar Gaffney, WR
Mike Pearson, OL
Rex Grossman, QB
Alex Brown, DL
- 03— Keiwan Ratliff, DB

FLORIDA ST.

- 64— Fred Biletnikoff, E
- 67— Ron Sellers, E
- 79— Ron Simmons, MG
- 80— Ron Simmons, MG
- 83— Greg Allen, RB
- 85— Jamie Dukes, OL
- 87— *Deion Sanders, DB
- 88— *Deion Sanders, DB
- 89— LeRoy Butler, DB
- 91— *Terrell Buckley, DB
Marvin Jones, LB
- 92— *Marvin Jones, LB
- 93— *Charlie Ward, QB
*Derrick Brooks, LB
Corey Sawyer, DB
- 94— Derrick Brooks, LB
Clifton Abraham, DB
- 95— Clay Shiver, C
- 96— Peter Boulware, DL
Reinard Wilson, DL
- 97— Andre Wadsworth, DL
Sam Cowart, LB
- 98— Peter Warrick, WR
Sebastian Janikowski, PK
- 99— *Sebastian Janikowski, PK
*Peter Warrick, WR
Jason Whitaker, OL
Corey Simon, DL
- 2000— Marvin Minnis, WR
*Jamal Reynolds, DL
Tay Cody, DB
- 03— Alex Barron, OL

FORDHAM

- 36— Alex Wojciechowicz, C
- 37— Ed Franco, T
Alex Wojciechowicz, C

GEORGETOWN

- 26— Harry Connaughton, G

GEORGIA

- 27— Tom Nash, E
- 31— Vernon Smith, E
- 41— Frank Sinkwich, B
- 42— *Frank Sinkwich, B
- 46— *Charley Trippi, B
- 67— Ed Chandler, T
- 68— Bill Stanfill, DT
Jake Scott, DB
- 71— *Royce Smith, G
- 75— Randy Johnson, G
- 76— Joel Parrish, G
- 80— *Herschel Walker, RB
- 81— *Herschel Walker, RB
- 82— *Herschel Walker, RB
Terry Hoage, DB
- 83— Terry Hoage, DB
- 84— Kevin Butler, PK
Jeff Sanchez, DB
- 85— Pete Anderson, C
- 88— Tim Worley, RB
- 92— *Garrison Hearst, RB
- 98— Champ Bailey, DB
Matt Stinchcomb, OL
- 2002—David Pollack, DL

GEORGIA TECH

- 17— Everett Strupper, B
- 18— Bill Fincher, E
Joe Guyon, T
Ashel Day, C
Bill Fincher, E
- 20—
- 28— Pete Pund, C
- 42— Harvey Hardy, G
- 44— Phil Tinsley, E
- 46— Paul Duke, C
- 47— Bob Davis, T
- 52— Hal Miller, T
- 53— Larry Morris, C
- 59— Maxie Baughan, C
- 66— Jim Breland, C
- 70— Rock Perdoni, DT
- 73— Randy Rhino, DB
- 90— *Ken Swilling, DB
- 98— Craig Page, C
- 99— Joe Hamilton, QB
- 2000— Chris Brown, OL

HARVARD

- 1889— Arthur Cumnock, E
John Cranston, G
James Lee, B
- 1890— Frank Hollowell, E
Marshall Newell, T
John Cranston, C
Dudley Dean, B
John Corbett, B
- 1891— Marshall Newell, T
Everett Lake, B
- 1892— Frank Hollowell, E
Marshall Newell, T
Bertram Waters, G
William Lewis, C
Charles Brewer, B
- 1893— Marshall Newell, T
William Lewis, C
Charles Brewer, B
- 1894— Bertram Waters, T
- 1895— Norman Cabot, E
Charles Brewer, B
- 1896— Norman Cabot, E
Edgar Wrightington, B
- 1897— Alan Doucette, C
Benjamin Dibblee, B
- 1898— John Hollowell, E
Walter Baal, G
Charles Daly, B
Benjamin Dibblee, B
- 1899— David Campbell, E
Charles Daly, B
- 1900— John Hollowell, E
David Campbell, E
Charles Daly, B
- 01— David Campbell, E
Edward Bowditch, E
Oliver Cutts, T
Crawford Blagden, T
William Lee, G
Charles Barnard, G
Robert Kernan, B
Thomas Graydon, B

- 02— Edward Bowditch, E
Thomas Graydon, B
- 03— Daniel Knowlton, T
Andrew Marshall, G
- 04— Daniel Hurley, B
- 05— Beaton Squires, T
Karl Brill, T
Francis Burr, G
Daniel Hurley, B
Charles Osborne, T
Francis Burr, G
- 06— Patrick Grant, C
John Wendell, B
- 08— Hamilton Fish, T
Charles Nourse, C
Hamilton Corbett, B
- 09— Hamilton Fish, T
Wayland Minot, B
- 10— Robert McKay, T
Robert Fisher, G
Percy Wendell, B
- 11— Robert Fisher, G
Percy Wendell, B
- 12— Samuel Felton, E
Stanley Pennock, G
Charles Brickley, B
- 13— Harvey Hitchcock, T
Stanley Pennock, G
Charles Brickley, B
Edward Mahan, B
- 14— Huntington Hardwick, E
Walter Trumbull, T
Stanley Pennock, G
Edward Mahan, B
- 15— Joseph Gilman, T
Edward Mahan, B
Richard King, B
- 16— Harrie Dadmun, G
- 19— Edward Casey, B
- 20— Tom Woods, G
- 21— John Brown, G
- 22— Charles Hubbard, G
- 23— Charles Hubbard, G
- 29— Ben Ticknor, C
- 30— *Ben Ticknor, C
- 31— Barry Wood, B
- 41— *Endicott Peabody, G

HOLY CROSS

- 74— John Provost, DB

HOUSTON

- 67— Rich Stotter, G
- 69— Bill Bridges, G
- 70— Elmo Wright, E
- 76— Wilson Whitley, DT
- 80— Leonard Mitchell, DL
- 88— Jason Phillips, WR
- 89— Andre Ware, QB

ILLINOIS

- 14— Perry Graves, E
Ralph Chapman, G
- 15— Bart Macomber, B
- 18— John Depler, C
- 20— Charles Carney, E
- 23— James McMillen, G
Red Grange, B
- 24— *Red Grange, B
- 25— Red Grange, B
- 26— Bernie Shively, G
- 46— Alex Agase, G
- 51— Johnny Karras, B
- 53— J.C. Caroline, B
- 59— Bill Burrell, G
- 63— *Dick Butkus, C
- 64— Dick Butkus, C
- 65— *Jim Grabowski, B
- 84— *David Williams, WR
- 85— *David Williams, WR
- 89— *Moe Gardner, DL
- 90— Moe Gardner, DL
- 94— *Dana Howard, LB
- 95— Kevin Hardy, LB

INDIANA

- 42— Billy Hillenbrand, B
- 44— John Tavener, C
- 45— Bob Ravensberg, E
- 88— Anthony Thompson, RB
- 89— *Anthony Thompson, RB
- 91— *Vaughn Dunbar, RB

IOWA

- 19— Lester Belding, E
- 21— Aubrey Devine, B
- 22— Gordon Locke, B
- 39— Nile Kinnick, B
- 54— Calvin Jones, G
- 55— Calvin Jones, G
- 57— Alex Karras, T
- 58— *Randy Duncan, B
- 81— Andre Tippett, DL
Reggie Roby, P
- 84— Larry Station, LB
- 85— *Chuck Long, QB
*Larry Station, LB
- 88— Marv Cook, TE
- 91— Leroy Smith, DL
- 97— Tim Dwight, KR
- 98— Jared DeVries, DL
- 2002— *Dallas Clark, TE
Eric Steinbach, OL
- 03— *Robert Gallery, OL
Nate Kaeding, PK

IOWA ST.

- 38— Ed Bock, G
- 89— Mike Busch, TE
- 95— Troy Davis, RB
- 96— Troy Davis, RB

KANSAS

- 63— Gale Sayers, B
- 64— Gale Sayers, B
- 68— John Zook, DE
- 73— David Jaynes, QB

KANSAS ST.

- 77— Gary Spani, LB
- 92— Sean Snyder, P
- 95— Chris Canty, DB
- 96— *Chris Canty, DB
- 97— Martin Gramatica, PK
- 98— Jeff Kelly, LB
Michael Bishop, QB
David Allen, KR
- 99— Mark Simoneau, LB
- 2002— *Terence Newman, DB

KENTUCKY

- 50— Bob Gain, T
Babe Parilli, B
- 51— Babe Parilli, B
- 56— Lou Michaels, T
- 57— Lou Michaels, T
- 65— Sam Ball, T
- 77— *Art Still, DL
- 98— Tim Couch, QB
- 99— James Whalen, TE
- 2002—Derek Abney, AP/KR

LAFAYETTE

- 00— Walter Bachman, C
- 01— Walter Bachman, C
- 21— Frank Schwab, G
- 22— Frank Schwab, G

LSU

- 35— Gaynell Tinsley, E
- 36— *Gaynell Tinsley, E
- 39— Ken Kavanaugh, E
- 54— Sid Fournet, T
- 58— *Billy Cannon, B
- 59— Billy Cannon, B
- 61— *Roy Winston, G
- 62— *Jerry Stovall, B
- 70— Mike Anderson, LB
Tommy Casanova, DB
- 71— Tommy Casanova, DB
- 72— Bert Jones, QB
- 77— Charles Alexander, RB
- 78— Charles Alexander, RB
- 87— Wendell Davis, WR
*Nacho Albergamo, C
- 97— Alan Faneca, OL
Chad Kessler, P
- 2001— Josh Reed, WR
- 03— Chad Lavalais, DL

LOUISIANA TECH

- 92— Willie Roof, OL
- 98— Troy Edwards, WR

MARQUETTE

- 36— Ray Buivid, B

MARSHALL

97—*Randy Moss, WR

MARYLAND

51—*Bob Ward, G
 52— Dick Modzelewski, T
 *Jack Scarbath, B
 53—*Stan Jones, T
 55—*Bob Pellegrini, C
 61— Gary Collins, E
 74—*Randy White, DL
 76— Joe Campbell, DT
 79— Dale Castro, PK
 85— J.D. Maarleveld, OL
 2001— E.J. Henderson, LB
 02— E.J. Henderson, LB

MEMPHIS

92— Joe Allison, PK

MIAMI (FLA.)

61— Bill Miller, E
 66— Tom Beier, DB
 67—*Ted Hendricks, DE
 68—*Ted Hendricks, DE
 73— Tony Cristiani, DL
 74— Rubin Carter, MG
 81— Fred Marion, DB
 84— Eddie Brown, WR
 85— Willie Smith, TE
 86—*Vinny Testaverde, QB
 *Jerome Brown, DL
 Bennie Blades, DB
 87—*Daniel Stubbs, DL
 *Bennie Blades, DB
 88— Steve Walsh, QB
 Bill Hawkins, DL
 89— Greg Mark, DL
 90— Maurice Crum, LB
 *Russell Maryland, DL
 91— Carlos Huerta, PK
 Darryl Williams, DB
 92—*Gino Torretta, QB
 Micheal Barrow, LB
 Ryan McNeil, DB
 94—*Warren Sapp, DL
 2000— Santana Moss, AP
 *Dan Morgan, LB
 Edward Reed, DB
 01—*Bryant McKinnie, OL
 *Edward Reed, DB
 02— Willis McGahee, RB
 Brett Romberg, C
 03—*Kellen Winslow, TE
 *Sean Taylor, DB

MICHIGAN

1898— William Cunningham, C
 01— Neil Snow, E
 03— Willie Heston, B
 04— Willie Heston, B
 07— Adolph Schulz, C
 09— Albert Benbrook, G
 10— Stanfield Wells, E
 Albert Benbrook, G
 13— Miller Pontius, T
 Jim Craig, B
 14— John Maulbetsch, B
 22— Harry Kipke, B
 23— Jack Blott, C
 25— Bennie Oosterbaan, E
 Benny Friedman, B
 26— Bennie Oosterbaan, E
 Benny Friedman, B
 27—*Bennie Oosterbaan, E
 28— Otto Pommerening, T
 32—*Harry Newman, B
 33— Francis Wistert, T
 *Chuck Bernard, C
 38—*Ralph Heikkinen, G
 39— Tom Harmon, B
 40—*Tom Harmon, B
 41— Bob Westfall, B
 42— Albert Wistert, T
 Julie Fanks, G
 43—*Bill Daley, B
 47—*Bob Chappuis, B
 48— Dick Rifenburg, E
 Alvin Wistert, T
 49— Alvin Wistert, T
 55— Ron Kramer, E
 56—*Ron Kramer, E
 65— Bill Yearby, DT
 66—*Jack Clancy, E

69—*Jim Mandich, E
 Tom Curtis, DB
 70— Dan Dierdorf, T
 71— Reggie McKenzie, G
 *Mike Taylor, LB
 72— Paul Seymour, T
 Randy Logan, DB
 73— Dave Gallagher, DL
 Dave Brown, DB
 74—*Dave Brown, DB
 76— Rob Lytle, RB
 Mark Donahue, G
 77—*Mark Donahue, G
 79— Ron Simpkins, LB
 81—*Anthony Carter, WR
 Ed Muransky, OL
 Kurt Becker, OL
 82—*Anthony Carter, WR
 85— Mike Hammerstein, DL
 Brad Cochran, DB
 86— Garland Rivers, DB
 87— John Elliott, OL
 88— John Vitale, C
 *Mark Messner, DL
 89—*Tripp Welborne, DB
 90—*Tripp Welborne, DB
 91—*Desmond Howard, WR
 *Greg Skrepenak, OL
 96— Jarrett Irons, LB
 97—*Charles Woodson, DB
 2000—*Steve Hutchinson, OL
 03— Chris Perry, RB

MICHIGAN ST.

15— Neno Jerry DaPrato, B
 35— Sidney Wagner, G
 49— Ed Bagdon, G
 51— Bob Carey, E
 *Don Coleman, T
 53— Don Dohoney, E
 55— Norman Masters, T
 Earl Morrall, B
 57— Dan Currie, C
 Walt Kowalczyk, B
 58— Sam Williams, E
 62— George Saimes, B
 63— Sherman Lewis, B
 65— Bubba Smith, DE
 *George Webster, DB
 66— Clint Jones, B
 *Bubba Smith, DE
 *George Webster, DB
 72—*Brad VanPelt, DB
 85—*Lorenzo White, RB
 87— Lorenzo White, RB
 88— Tony Mandarich, OL
 89—*Percy Snow, LB
 Bob Kula, OL
 2002—*Charles Rogers, WR

MINNESOTA

03— Fred Schacht, T
 09— John McGovern, B
 10— James Walker, T
 16— Bert Baston, E
 17— George Hauser, T
 23— Ray Ecklund, E
 26— Herb Joesting, B
 27— Herb Joesting, B
 29— Bronko Nagurski, T
 31— Biggie Munn, G
 34— Frank Larson, E
 Bill Bevan, G
 Pug Lund, B
 35— Ed Widseth, T
 36—*Ed Widseth, T
 40— Urban Odson, T
 George Franck, B
 41— Dick Wildung, T
 Bruce Smith, B
 42— Dick Wildung, T
 48— Leo Nomellini, T
 49— Leo Nomellini, T
 *Clayton Tonnemaker, C
 53—*Paul Giel, B
 60—*Tom Brown, G
 61— Sandy Stephens, B
 62—*Bobby Bell, T
 63— Carl Eller, T
 65— Aaron Brown, DE
 99— Tyrone Carter, DB
 Ben Hamilton, C
 2000— Ben Hamilton, OL

MISSISSIPPI

47— Charley Conerly, B
 53— Crawford Mims, G
 59— Charlie Flowers, B
 60—*Jake Gibbs, B
 62— Jim Dunaway, T
 79— Jim Miller, P
 92— Everett Lindsay, OL
 98—*Rufus French, TE
 2001— Terrence Metcalf, OL

MISSISSIPPI ST.

74— Jimmy Webb, DL
 2000— Fred Smoot, DB

MISSOURI

41— Darold Jenkins, C
 60—*Danny LaRose, E
 65— Johnny Roland, DB
 68— Roger Wehrli, DB
 78— Kellen Winslow, TE
 86— John Clay, OL
 99— Rob Ritt, C

NAVY

07— Bill Dague, E
 08— Percy Northcroft, T
 Ed Lange, B
 11— Jack Dalton, B
 13— John Brown, G
 18— Lyman Perry, G
 Wolcott Roberts, B
 22— Wendell Taylor, T
 26—*Frank Wickhorst, T
 28— Edward Burke, G
 34— Fred Borries, B
 43— Don Whitmire, T
 44—*Don Whitmire, T
 Ben Chase, G
 Bob Jenkins, B
 45— Dick Duden, E
 54— Ron Beagle, E
 55—*Ron Beagle, E
 60—*Joe Bellino, B
 63—*Roger Staubach, B
 75—*Chet Moeller, DB
 83— Napoleon McCallum, RB
 85— Napoleon McCallum, RB

NEBRASKA

15— Guy Chamberlin, E
 24— Ed Weir, T
 25—*Ed Weir, T
 33— George Sauer, B
 36— Sam Francis, B
 63—*Bob Brown, G
 64—*Larry Kramer, T
 65— Freeman White, E
 Walt Barnes, DT
 66— LaVerne Allers, G
 Wayne Meylan, MG
 67— Wayne Meylan, MG
 70— Bob Newton, T
 71— Johnny Rodgers, FL
 Willie Harper, DE
 Larry Jacobson, DT
 72—*Johnny Rodgers, FL
 Willie Harper, DE
 *Rich Glover, MG
 73—*John Dutton, DL
 74— Marvin Crenshaw, OT
 75—*Rik Bonness, C
 76— Dave Butterfield, DB
 78— Kelvin Clark, OT
 79—*Junior Miller, TE
 80— Randy Schleusener, OL
 Jarvis Redwine, RB
 81—*Dave Rimington, C
 82—*Dave Rimington, C
 Mike Rozier, RB
 83—*Irving Fryar, WR
 Dean Steinkuhler, OL
 *Mike Rozier, RB
 84—*Mark Traynowicz, C
 86—*Danny Noonan, DL
 88— Jake Young, C
 *Broderick Thomas, LB
 89— Jake Young, C
 92—*Will Shields, OL
 93—*Trev Alberts, LB
 94—*Zach Wiegert, OL
 Brenden Stai, OL
 Ed Stewart, LB
 95— Tommie Frazier, QB

96— Aaron Taylor, C
 Grant Wistrom, DL
 97—*Aaron Taylor, OL
 Grant Wistrom, DL
 Jason Peter, DL
 99— Ralph Brown, DB
 2000— Dominic Raiola, C
 01— Tonia Fonoti, OL

UNLV

98— Joe Kristosik, P

NEW MEXICO

89— Terance Mathis, WR
 99— Brian Urlacher, DB

NEW YORK U.

28— Ken Strong, B

NORTH CAROLINA

37— Andy Bershak, E
 48— Charlie Justice, B
 70— Don McCauley, B
 72— Ron Rusnak, G
 74— Ken Huff, G
 77— Dee Hardison, DL
 80—*Lawrence Taylor, LB
 83— William Fuller, DL
 95— Marcus Jones, DB
 96— Dre' Bly, DB
 97— Greg Ellis, DL
 Brian Simmons, LB
 Dre' Bly, DB
 2001—*Julius Peppers, DL

NORTH CAROLINA ST.

67— Dennis Byrd, DT
 73— Bill Yuest, G
 78— Jim Ritcher, C
 Ted Brown, RB
 79—*Jim Ritcher, C
 96— Marc Primanti, PK
 98— Torry Holt, WR

NORTH TEXAS

68— Joe Greene, DT

NORTHERN ILL.

93—*LeShon Johnson, RB

NORTHWESTERN

26— Ralph Baker, B
 30— Frank Baker, E
 31— Jack Riley, T
 Dallas Marvil, T
 Pug Rentner, B
 Steve Reid, G
 40— Alf Bauman, T
 45— Max Morris, E
 59— Ron Burton, B
 62— Jack Cvercko, G
 95— Pat Fitzgerald, LB
 96— Pat Fitzgerald, LB
 2000— Damien Anderson, RB

NOTRE DAME

13— Gus Dorais, B
 17— Frank Ryzdewski, C
 20— George Gipp, B
 21— Eddie Anderson, E
 24— Harry Stuhldreher, B
 Jimmy Crowley, B
 Elmer Layden, B
 26— Bud Boeringer, C
 27— John Smith, G
 29— Jack Cannon, G
 *Frank Carideo, B
 30—*Frank Carideo, B
 Marchy Schwartz, B
 31— Tommy Yarr, C
 Marchy Schwartz, B
 32—*Joe Kurth, T
 34— Jack Robinson, C
 35— Wayne Millner, E
 37— Chuck Sweeney, E
 38—*Ed Beinar, T
 41— Bob Dove, E
 42— Bob Dove, E
 43— John Yonakor, E
 Jim White, T
 Pat Filley, G
 Angelo Bertelli, B
 Creighton Miller, B
 46— George Connor, T
 *John Lujack, B

- 47— George Connor, T
Bill Fischer, G
*John Lujack, B
 - 48— Leon Hart, E
Bill Fischer, G
Emil Sitko, B
 - 49— *Leon Hart, E
*Emil Sitko, B
Bob Williams, B
 - 50— Jerry Groom, C
 - 52— *Johnny Lattner, B
 - 53— Art Hunter, T
*Johnny Lattner, B
 - 54— *Ralph Guglielmi, B
 - 55— Paul Hornung, B
 - 57— Al Ecuyer, G
 - 59— Monty Stickles, E
 - 64— Jack Snow, E
John Huarte, B
 - 65— *Dick Arrington, G
Nick Rassas, B
 - 66— Tom Regner, G
*Nick Eddy, B
Alan Page, DE
*Jim Lynch, LB
 - 67— Tom Schoen, DB
 - 68— George Kunz, T
Terry Hanratty, QB
 - 69— *Mike McCoy, DT
 - 70— Tom Gatewood, E
Larry DiNardo, G
 - 71— *Walt Patulski, DE
Clarence Ellis, DB
 - 72— *Greg Marx, DT
 - 73— Dave Casper, TE
Mike Townsend, DB
 - 74— Pete Demmerle, WR
Gerry DiNardo, G
 - 75— *Steve Niehaus, DT
 - 76— Ken MacAfee, TE
*Ross Browner, DE
 - 77— *Ken MacAfee, TE
*Ross Browner, DL
Luther Bradley, DB
 - 78— Dave Huffman, C
*Bob Golic, LB
 - 79— Vagas Ferguson, RB
 - 80— *John Scully, C
Bob Crable, LB
 - 81— Bob Crable, LB
 - 87— *Tim Brown, WR
 - 88— Frank Stams, DL
Michael Stonebreaker, LB
 - 89— *Todd Lyght, DB
Chris Zorich, DL
 - 90— *Raghib Ismail, WR
Todd Lyght, DB
*Michael Stonebreaker, LB
*Chris Zorich, DL
 - 91— Mirko Jurkovic, OL
 - 92— Aaron Taylor, OL
 - 93— *Aaron Taylor, OL
Jeff Burris, DB
 - 94— Bobby Taylor, DB
 - 2002— *Shane Walton, DB
- OHIO ST.**
- 16— Charles Harley, B
 - 17— Charles Bolen, E
Charles Harley, B
 - 19— Charles Harley, B
 - 20— Iolas Huffman, G
Gaylord Stinchcomb, B
 - 21— Iolas Huffman, T
 - 25— Ed Hess, G
 - 28— Wes Fesler, E
 - 29— Wes Fesler, E
 - 30— *Wes Fesler, E
 - 35— Gomer Jones, C
 - 39— Esco Sarkkinen, E
 - 44— Jack Dugger, E
Bill Hackett, G
*Les Horvath, B
 - 45— *Warren Amling, G
 - 46— Warren Amling, T
 - 50— *Vic Janowicz, B
 - 54— *Howard Cassady, B
 - 55— *Howard Cassady, B
 - 56— *Jim Parker, G
 - 58— Bob White, B
 - 60— *Bob Ferguson, B
 - 61— *Bob Ferguson, B

- 68— *Dave Foley, T
 - 69— Jim Otis, B
Jim Stillwagon, MG
Jack Tatum, DB
 - 70— *Jim Stillwagon, MG
*Jack Tatum, DB
 - 72— Randy Gradishar, LB
 - 73— *John Hicks, OT
*Randy Gradishar, LB
 - 74— Kurt Schumacher, OT
Steve Myers, C
*Archie Griffin, RB
 - 75— *Archie Griffin, RB
Ted Smith, G
Tim Fox, DB
 - 76— Chris Ward, T
Bob Brudzinski, DE
 - 77— *Chris Ward, T
Tom Cousineau, LB
Tom Cousineau, LB
 - 78— Tom Cousineau, LB
 - 79— Ken Fritz, G
 - 82— Marcus Marek, LB
 - 84— Jim Lachey, OG
*Keith Byars, RB
 - 86— Cris Carter, WR
Chris Spielman, LB
 - 87— *Chris Spielman, LB
*Tom Tupa, P
 - 93— Dan Wilkinson, DL
 - 94— Korey Stringer, OL
 - 95— Terry Glenn, WR
*Orlando Pace, OL
*Eddie George, RB
 - 96— *Orlando Pace, OL
Mike Vrabel, DL
Shawn Springs, DB
 - 97— Andy Katzenmoyer, LB
 - 98— *Antoine Winfield, DB
Rob Murphy, OL
 - 2001— LeCharles Bentley, C
 - 02— Mike Nugent, PK
*Mike Doss, DB
Matt Wilhelm, LB
Will Allen, DB
- OKLAHOMA**
- 38— Waddy Young, E
 - 48— Buddy Burris, G
 - 50— Jim Weatherall, T
Leon Heath, B
 - 51— *Jim Weatherall, T
 - 52— Billy Vessels, B
 - 53— J.D. Roberts, G
 - 54— Max Boydston, E
Kurt Burris, C
 - 55— Bo Bolinger, G
 - 56— *Jerry Tubbs, C
Tommy McDonald, B
Bill Krisher, G
Clendon Thomas, B
 - 58— Bob Harrison, C
 - 63— Jim Grisham, B
 - 64— Ralph Neely, T
 - 65— Carl McAdams, LB
 - 67— *Granville Liggins, MG
 - 69— *Steve Owens, B
 - 71— *Greg Pruitt, B
Tom Brahaney, C
 - 72— *Greg Pruitt, B
Tom Brahaney, C
 - 73— *Lucious Selmon, DL
Rod Shoate, LB
 - 74— John Roush, G
*Joe Washington, RB
*Rod Shoate, LB
 - 75— *Lee Roy Selmon, DT
Dewey Selmon, MG
Jimbo Elrod, DE
 - 76— *Mike Vaughan, OT
 - 77— *Zac Henderson, DB
 - 78— *Greg Roberts, G
*Billy Sims, RB
 - 79— *Billy Sims, RB
*George Cumbly, LB
 - 80— Louis Oubre, OL
 - 81— Terry Crouch, OL
 - 82— Rick Bryan, DL
 - 83— Rick Bryan, DL
 - 84— Tony Casillas, DL
 - 85— Tony Casillas, DL
*Brian Bosworth, LB
 - 86— *Keith Jackson, TE
*Brian Bosworth, LB

- 87— *Keith Jackson, TE
*Mark Hutson, OL
Dante Jones, LB
Rickey Dixon, DB
 - 88— *Anthony Phillips, OL
 - 2000— Josh Heupel, QB
Rocky Calmus, LB
J.T. Thatcher, DB
 - 01— Rocky Calmus, LB
*Roy Williams, DB
 - 02— Tommie Harris, DL
Teddy Lehman, LB
 - 03— *Jason White, QB
*Antonio Perkins, AP/KR
*Tommie Harris, DL
*Teddy Lehman, LB
*Derrick Strait, DB
- OKLAHOMA ST.**
- 45— Bob Fenimore, B
 - 69— John Ward, T
 - 76— Derrel Gofourth, C
 - 77— *Terry Miller, RB
 - 84— Rod Brown, DB
 - 85— Thurman Thomas, RB
*Leslie O'Neal, DL
 - 88— Hart Lee Dykes, WR
*Barry Sanders, RB
 - 97— Alonzo Mayes, TE
 - 2002— Rashaun Woods, WR
- OREGON**
- 62— Mel Renfro, B
- OREGON ST.**
- 56— John Witte, T
 - 58— Ted Bates, T
 - 62— *Terry Baker, B
 - 63— Vern Burke, E
 - 68— *John Didion, C
- PENNSYLVANIA**
- 1891— John Adams, C
 - 1892— Harry Thayer, B
 - 1894— Charles Gelbert, E
Arthur Knipe, B
George Brooke, B
 - 1895— Charles Gelbert, E
Charles Wharton, G
Alfred Bull, C
George Brooke, B
 - 1896— Charles Gelbert, E
Charles Wharton, G
Wylie Woodruff, G
 - 1897— John Outland, T
T. Truxton Hare, G
John Minds, B
 - 1898— T. Truxton Hare, G
Pete Overfield, C
John Outland, B
 - 1899— T. Truxton Hare, G
Pete Overfield, C
Josiah McCracken, B
 - 00— T. Truxton Hare, G
 - 04— Frank Piekarski, G
Vincent Stevenson, B
Andrew Smith, B
Otis Lamson, T
Robert Torrey, C
 - 06— August Ziegler, G
William Hollenback, B
 - 07— Dexter Draper, T
August Ziegler, G
 - 08— Hunter Scarlett, E
William Hollenback, B
 - 10— Ernest Cozens, C
E. LeRoy Mercer, B
E. LeRoy Mercer, B
 - 12— E. LeRoy Mercer, B
 - 17— Henry Miller, E
 - 19— Henry Miller, E
 - 22— John Thurman, T
 - 24— Ed McGinley, T
 - 27— Ed Hake, T
 - 28— Paul Scull, B
 - 43— Bob Odell, B
 - 45— George Savitsky, T
 - 47— Chuck Bednarik, C
 - 48— Chuck Bednarik, C
- PENN ST.**
- 06— William Dunn, C
 - 19— Bob Higgins, E
 - 20— Charles Way, B
 - 21— Glenn Killinger, B

- 23— Harry Wilson, B
 - 59— Richie Lucas, B
 - 64— Glenn Ressler, G
 - 68— *Ted Kwalick, E
Dennis Onkotz, LB
 - 69— *Mike Reid, DT
Dennis Onkotz, LB
 - 70— Jack Ham, LB
 - 71— Dave Joyner, T
 - 72— Bruce Bannon, DE
John Skorupan, LB
 - 73— *John Cappelletti, B
 - 74— Mike Hartenstine, DL
 - 75— Greg Buttle, LB
 - 78— *Keith Dorney, OT
*Chuck Fusina, QB
*Bruce Clark, DL
 - 79— Bruce Clark, DL
 - 81— *Sean Farrell, OL
 - 86— D.J. Dozier, RB
Shane Conlan, LB
 - 92— O.J. McDuffie, WR
 - 94— Kerry Collins, QB
*Ki-Jana Carter, RB
 - 95— Jeff Hartings, OL
 - 97— Curtis Enis, RB
 - 99— *LaVar Arrington, LB
*Courtney Brown, DL
Brandon Short, LB
 - 2002— *Larry Johnson, RB
- PITTSBURGH**
- 15— Robert Peck, C
 - 16— James Herron, E
Robert Peck, C
 - 17— Dale Seis, G
John Sutherland, G
 - 18— Leonard Hilty, T
Tom Davies, B
George McLaren, B
Herb Stein, C
 - 20— Herb Stein, C
 - 21— Herb Stein, C
 - 25— Ralph Chase, T
 - 27— *Gibby Welch, B
 - 28— Mike Getto, T
 - 29— *Joe Donchess, E
Ray Montgomery, G
 - 31— Jesse Quatse, T
 - 32— Joe Skladany, E
*Warren Heller, B
 - 33— Joe Skladany, E
 - 34— Chuck Hartwig, G
George Shotwell, C
 - 36— Averell Daniell, T
 - 37— Tony Matisi, T
Marshall Goldberg, B
 - 38— *Marshall Goldberg, B
 - 56— *Joe Walton, E
 - 58— John Guzik, G
 - 60— *Mike Ditka, E
 - 63— Paul Marth, B
 - 76— *Tony Dorsett, RB
Al Romano, MG
Tom Brzozza, C
Randy Holloway, DL
Bob Jury, DB
 - 78— Hugh Green, DL
 - 79— *Hugh Green, DL
 - 80— *Hugh Green, DL
*Mark May, OL
 - 81— Sal Sunseri, LB
 - 82— Jimbo Covert, OL
 - 83— *Bill Fralic, OL
 - 84— *Bill Fralic, OT
 - 86— Randy Dixon, OL
Tony Woods, DL
 - 87— Craig Heyward, RB
 - 88— Mark Stepnoski, OL
 - 90— Brian Greenfield, P
 - 2000— Antonio Bryant, WR
 - 03— *Larry Fitzgerald, WR
- PRINCETON**
- 1889— Hector Cowan, T
William George, C
Edgar Allan Poe, B
Roscoe Channing, B
Knowlton Ames, B
 - 1890— Ralph Warren, E
Jesse Riggs, G
Sheppard Homans, B

AWARD WINNERS

- 1891— Jesse Riggs, G
Philip King, B
Sheppard Homans, B
- 1892— Arthur Wheeler, G
Philip King, B
- 1893— Thomas Trenchard, E
Langdon Lea, T
Arthur Wheeler, G
Philip King, B
Franklin Morse, B
- 1894— Langdon Lea, T
Arthur Wheeler, G
- 1895— Langdon Lea, T
Dudley Riggs, G
- 1896— William Church, T
Robert Gailey, C
Addison Kelly, B
John Baird, B
- 1897— Garrett Cochran, E
Addison Kelly, B
- 1898— Lew Palmer, E
Arthur Hillebrand, T
- 1899— Arthur Hillebrand, T
Arthur Poe, E
Howard Reiter, B
- 01— Ralph Davis, E
- 02— John DeWitt, G
- 03— Howard Henry, E
John DeWitt, G
J. Dana Kafer, B
- 04— James Cooney, T
- 05— James McCormick, B
- 06— L. Casper Wister, E
James Cooney, T
Edward Dillon, B
- 07— L. Casper Wister, E
Edwin Harlan, B
James McCormick, B
- 08— Frederick Tibbott, B
- 10— Talbot Pendleton, B
- 11— Sanford White, E
Edward Hart, T
Joseph Duff, G
John Logan, G
- 12— Harold Ballin, T
- 13— Harold Ballin, T
- 14— Harold Ballin, T
- 16— Frank Hogg, G
- 18— Frank Murrey, B
- 20— Stan Keck, T
Donald Lourie, B
- 21— Stan Keck, G
- 22— C. Herbert Treat, T
- 25— Ed McMillan, C
- 35— John Weller, G
- 51— *Dick Kazmaier, B
- 52— Frank McPhee, E
- 65— Stas Maliszewski, G

PURDUE

- 29— Elmer Sleight, T
Ralph Welch, B
- 32— *Paul Moss, E
- 33— Duane Purvis, B
- 40— Dave Rankin, E
- 43— Alex Agase, G
- 52— Bernie Flowers, E
- 65— Bob Griese, QB
- 67— *Leroy Keyes, B
- 68— *Leroy Keyes, B
Chuck Kyle, MG
- 69— *Mike Phipps, QB
- 72— Otis Armstrong, B
Dave Butz, DT
- 80— *Dave Young, TE
*Mark Herrmann, QB
- 86— Rod Woodson, DB
- 2001— Travis Dorsch, P

RICE

- 46— Weldon Humble, G
- 49— James Williams, E
- 54— Dicky Maegle, B
- 58— Buddy Dial, E
- 76— Tommy Kramer, QB
- 91— Trevor Cobb, RB

RICHMOND

- 69— Walker Gillette, E
- 78— Jeff Nixon, DB

RUTGERS

- 17— Paul Robeson, E
- 18— Paul Robeson, E

- 61— Alex Kroll, C
- 95— *Marco Battaglia, TE
- ST. MARY'S (CAL.)**
- 27— Larry Bettencourt, C
- 45— *Herman Wedemeyer, B

SAN DIEGO ST.

- 92— *Marshall Faulk, RB
- 93— *Marshall Faulk, RB
- 97— Kyle Turley, OL

SANTA CLARA

- 38— Alvard Wolff, T
- 39— John Schiechl, C

SOUTH CAROLINA

- 80— *George Rogers, RB
- 84— Del Wilkes, OG

SOUTHERN CALIFORNIA

- 26— Mort Kaer, B
- 27— Jesse Hibbs, T
Morley Drury, B
- 30— Erny Pinckert, B
- 31— John Baker, G
Gus Shaver, B
- 32— *Ernie Smith, T
- 33— Aaron Rosenberg, G
*Cotton Warburton, B
- 39— *Harry Smith, G
- 43— Ralph Heywood, E
- 44— John Ferraro, T
- 47— Paul Cleary, E
- 52— Elmer Willhoite, G
Jim Sears, B
- 62— Hal Bedsole, E
- 65— *Mike Garrett, B
- 66— Ron Yary, T
Nate Shaw, DB
- 67— *Ron Yary, T
*O.J. Simpson, B
Tim Rossovich, DE
Adrian Young, LB
- 68— *O.J. Simpson, B
- 69— Jim Gunn, DE
- 70— Charlie Weaver, DE
- 72— *Charles Young, TE
- 73— Lynn Swann, WR
Booker Brown, OT
Richard Wood, LB
Artimus Parker, DB
- 74— *Anthony Davis, RB
Richard Wood, LB
- 75— *Ricky Bell, RB
- 76— *Ricky Bell, RB
Gary Jeter, DT
Dennis Thurman, DB
- 77— *Dennis Thurman, DB
- 78— *Pat Howell, G
*Charles White, RB
- 79— *Brad Budde, G
*Charles White, RB
- 80— Keith Van Horne, OL
*Ronnie Lott, DB
- 81— Roy Foster, OL
*Marcus Allen, RB
- 82— *Don Mosebar, OL
Bruce Matthews, OL
George Achica, MG
- 83— Tony Slaton, C
- 84— Jack Del Rio, LB
- 85— Jeff Bregel, OL
- 86— Jeff Bregel, OL
Tim McDonald, DB
- 87— Dave Cadigan, OL
- 89— *Mark Carrier, DB
Tim Ryan, DL
- 93— Johnnie Morton, WR
- 94— Tony Boselli, OL
- 95— *Keyshawn Johnson, WR
- 98— *Chris Claiborne, LB
- 2002— Carson Palmer, QB
Troy Polamalu, DB
- 03— Mike Williams, WR
Jacob Rogers, OL
Kenechi Udeze, DL

SOUTHERN METHODIST

- 35— J.C. Wetsel, G
Bobby Wilson, B
- 47— Doak Walker, B
- 48— *Doak Walker, B
- 49— Doak Walker, B

- 50— Kyle Rote, B
- 51— Dick Hightower, C
- 66— John LaGrone, MG
- 68— Jerry LeVias, E
- 72— Robert Popelka, DB
- 74— Louie Kelcher, G
- 78— Emanuel Tolbert, WR
- 80— John Simmons, DB
- 82— *Eric Dickerson, RB
- 83— *Russell Carter, DB
- 85— Reggie Dupard, RB

STANFORD

- 24— Jim Lawson, E
- 25— Ernie Nevers, B
- 28— Seraphim Post, G
Don Robesky, G
- 32— Bill Corbus, G
- 33— Bill Corbus, G
- 34— Bob Reynolds, T
Bobby Grayson, B
- 35— James Moscrip, E
*Bobby Grayson, B
- 40— Frank Albert, B
- 41— Frank Albert, B
- 42— Chuck Taylor, G
- 50— Bill McColl, E
- 51— *Bill McColl, E
- 56— John Brodie, QB
- 70— Jim Plunkett, QB
- 71— Jeff Siemon, LB
- 74— Pat Donovan, DL
- 77— Guy Benjamin, QB
- 79— Ken Margerum, WR
- 80— *Ken Margerum, WR
- 82— *John Elway, QB
- 86— Brad Muster, RB
- 91— Bob Whitfield, OL
- 99— Troy Walters, WR

SYRACUSE

- 08— Frank Horr, T
- 15— Harold White, G
- 17— Alfred Cobb, T
- 18— Lou Usher, T
Joe Alexander, G
- 19— Joe Alexander, G
- 23— Pete McRae, E
- 26— Vic Hanson, E
- 56— *Jim Brown, B
- 59— *Roger Davis, G
- 60— Ernie Davis, B
- 61— *Ernie Davis, B
- 67— *Larry Csonka, B
- 85— *Tim Green, DL
- 87— *Don McPherson, QB
Ted Gregory, DL
- 90— John Flannery, C
- 92— *Chris Gedney, TE
- 2001— *Dwight Freney, DL

TEMPLE

- 85— John Rienstra, OL
- 86— *Paul Palmer, RB

TENNESSEE

- 29— Gene McEver, B
- 33— Beattie Feathers, B
- 38— Bowden Wyatt, E
- 39— Ed Molinski, G
George Cafego, B
- 40— *Bob Suffridge, G
- 46— Dick Huffman, T
- 51— *Hank Lauricella, B
- 52— John Michels, G
- 56— *John Majors, B
- 65— Frank Emanuel, LB
- 66— Paul Naumoff, LB
- 67— *Bob Johnson, C
- 68— *Charles Rosenfelder, G
Steve Kiner, LB
Chip Kell, G
*Steve Kiner, LB
- 70— *Chip Kell, G
- 71— *Bobby Majors, DB
- 75— Larry Seivers, E
- 76— Larry Seivers, SE
- 79— Roland James, DB
- 83— *Reggie White, DL
- 84— Bill Mayo, OG
- 85— Tim McGee, WR
- 89— *Eric Still, OL
- 90— *Antone Davis, OL

- 91— Dale Carter, DB
- 97— Peyton Manning, QB
- 98— Al Wilson, LB
- 99— Cosey Coleman, OL
Deon Grant, DB
- 2000— John Henderson, DL
- 01— John Henderson, DL
- 03— Dustin Colquitt, P

TEXAS

- 45— Hubert Bechtol, E
- 46— Hubert Bechtol, E
- 47— Bobby Layne, B
- 50— *Bud McFadin, G
- 53— Carlton Massey, E
- 61— *Jimmy Saxton, B
- 62— *Johnny Treadwell, G
- 63— *Scott Appleton, T
- 65— Tommy Nobis, LB
- 68— Chris Gilbert, B
- 69— Bob McKay, T
- 70— Bobby Wuensch, T
Steve Worster, B
Bill Ateasis, DE
- 71— *Jerry Sisemore, T
- 72— *Jerry Sisemore, T
- 73— *Bill Wyman, C
Roosevelt Leaks, B
- 75— Bob Simmons, T
- 77— *Earl Campbell, RB
*Brad Shearer, DL
- 78— *Johnnie Johnson, DB
- 79— *Steve McMichael, LB
*Johnnie Johnson, DB
- 80— Kenneth Sims, DL
- 81— Terry Tausch, OL
*Kenneth Sims, DL
- 83— Doug Dawson, OL
Jeff Leiding, LB
Jerry Gray, DB
- 84— Tony Degrate, DL
*Jerry Gray, DB
- 95— Tony Brackens, DL
- 96— Dan Neil, OL
- 97— *Ricky Williams, RB
- 98— *Ricky Williams, RB
- 2000— Leonard Davis, OL
Casey Hampton, DL
- 01— Mike Williams, OL
*Quentin Jammer, DB
- 02— Derrick Dockery, OL
- 03— Derrick Johnson, LB

TEXAS A&M

- 37— Joe Routh, G
- 39— John Kimbrough, B
- 40— Marshall Robnett, G
*John Kimbrough, B
- 57— *John David Crow, B
- 70— Dave Elmendorf, DB
- 74— Pat Thomas, DB
- 75— *Ed Simonini, LB
Pat Thomas, DB
- 76— Tony Franklin, PK
*Robert Jackson, LB
- 85— Johnny Holland, LB
- 87— John Roper, DL
- 90— Darren Lewis, RB
- 91— Kevin Smith, DB
- 92— *Marcus Buckley, LB
- 93— Aaron Glenn, DB
Sam Adams, DL
- 94— Leeland McElroy, KR
- 98— *Dat Nguyen, LB

TCU

- 34— Darrell Lester, C
- 35— Darrell Lester, C
- 36— Sammy Baugh, B
- 38— Ki Aldrich, C
*Davey O'Brien, B
- 55— *Jim Swink, B
- 59— Don Floyd, T
- 60— *Bob Lilly, T
- 84— *Kenneth Davis, RB
- 91— Kelly Blackwell, TE
- 95— Michael Reeder, PK
- 2000— *LaDainian Tomlinson, RB
- 03— Nick Browne, PK

UTEP

- 2000— *Brian Natkin, TE

TEXAS TECH

- 60— E.J. Holub, C
- 65— Donny Anderson, B
- 77— Dan Irons, T
- 82— Gabriel Rivera, DL
- 91— *Mark Bounds, P
- 95— *Zach Thomas, LB
- 96— *Byron Hanspard, RB
- 98— Montae Reagor, DL

TOLEDO

- 71— Mel Long, DT

TULANE

- 31— *Jerry Dalrymple, E
- 32— Don Zimmerman, B
- 39— Harley McCollum, T
- 41— Ernie Blandin, T

TULSA

- 65— *Howard Twilley, E
- 91— Jerry Ostroski, OL

UCLA

- 46— *Burr Baldwin, E
- 52— Donn Moomaw, C
- 53— Paul Cameron, B
- 54— Jack Ellena, T
- 55— Hardiman Cureton, G
- 57— Dick Wallen, E
- 66— Mel Farr, B
- 67— *Gary Beban, B
- Don Manning, LB
- 69— Mike Ballou, LB
- 73— Kermit Johnson, B
- 75— John Sciarra, QB
- 76— Jerry Robinson, LB
- 77— *Jerry Robinson, LB
- 78— *Jerry Robinson, LB
- Kenny Easley, DB
- 79— *Kenny Easley, DB
- 80— *Kenny Easley, DB
- 81— *Tim Wrightman, TE
- 83— Don Rogers, DB
- 85— *John Lee, PK
- 88— Troy Aikman, QB
- Darryl Henley, DB
- 92— Carlton Gray, DB
- 93— *J.J. Stokes, WR
- Bjorn Merten, PK
- Jamir Miller, LB
- 95— *Jonathan Ogden, OL
- 97— Chad Overhauser, OL
- 98— Cade McNown, QB
- Kris Farris, OL
- 2000— Fred Mitchell, WR
- 01— Robert Thomas, LB
- 03— *Dave Ball, DL

UTAH

- 94— Luther Elliss, DL
- 2002— Jordan Gross, OL

UTAH ST.

- 61— Merlin Olsen, T
- 69— Phil Olsen, DE

VANDERBILT

- 23— Lynn Bomar, E
- 24— Henry Wakefield, E
- 32— Pete Gracey, C
- 58— George Deiderich, G
- 82— *Jim Arnold, P
- 84— *Ricky Anderson, P

VIRGINIA

- 15— Eugene Mayer, B
- 41— Bill Dudley, B
- 85— *Jim Dombrowski, OL
- 90— Herman Moore, WR
- 92— Chris Slade, DL
- 93— Mark Dixon, OL
- 98— Anthony Poindexter, DB
- 99— Thomas Jones, RB

VIRGINIA TECH

- 67— Frank Loria, DB
- 84— Bruce Smith, DL
- 93— *Jim Pyne, C
- 95— Cornell Brown, DL
- 99— *Corey Moore, DL
- 2003— *Jake Grove, C
- Kevin Jones, RB

WAKE FOREST

- 76— *Bill Armstrong, DB

WASH. & JEFF.

- 14— John Spiegel, B
- 18— Wilbur Henry, T
- 19— Wilbur Henry, T

WASHINGTON

- 25— George Wilson, B
- 28— Charles Carroll, B
- 36— Max Starceovich, G
- 40— Rudy Mucha, C
- 41— Ray Frankowski, G
- 63— Rick Redman, G
- 64— Rick Redman, G
- 66— Tom Greenlee, DT
- 68— Al Worley, DB
- 82— *Chuck Nelson, PK
- 84— Ron Holmes, DL
- 86— Jeff Jaeger, PK
- Reggie Rogers, DL
- 91— *Steve Emtman, DL
- Mario Bailey, WR
- 92— *Lincoln Kennedy, OL
- 95— *Lawyer Milloy, DB
- 96— Benji Olson, OL
- 97— Olin Kreutz, C
- 2002— Reggie Williams, WR

WASHINGTON ST.

- 84— Rueben Mayes, RB
- 88— Mike Utley, OL
- 89— *Jason Hanson, PK
- 2002— Rien Long, DL

WEST VIRGINIA

- 19— Ira Rodgers, B
- 55— Bruce Bosley, T
- 82— *Darryl Talley, LB
- 85— Brian Jozwiak, OL
- 92— Mike Compton, C
- 94— *Todd Sauerbrun, P
- 95— Aaron Beasley, DB
- 96— Canute Curtis, LB
- 2003— Grant Wiley, LB

WILLIAMS

- 17— Ben Boynton, B
- 19— Ben Boynton, B

WISCONSIN

- 12— Robert Butler, T
- 13— Ray Keeler, G
- 15— Howard Buck, T
- 19— Charles Carpenter, C
- 20— Ralph Scott, T
- 23— Marty Below, T
- 30— Milo Lubratovich, T
- 42— *Dave Schreiner, E
- 54— *Alan Ameche, B
- 59— *Dan Lanphear, T
- 62— Pat Richter, E
- 75— Dennis Lick, T
- 81— Tim Krumrie, DL
- 94— Cory Raymer, C
- 98— Aaron Gibson, OL
- *Tom Burke, DL
- 99— *Chris McIntosh, OL
- *Ron Dayne, RB
- 2000— Jamar Fletcher, DB

WYOMING

- 83— Jack Weil, P
- 84— Jay Novacek, TE
- 96— Marcus Harris, WR
- 97— Brian Lee, DB

YALE

- 1889— Amos Alonzo Stagg, E
- Charles Gill, T
- Pudge Heffelfinger, G
- 1890— William Rhodes, T
- Pudge Heffelfinger, G
- Thomas McClung, B
- 1891— Frank Hinkey, E
- John Hartwell, E
- Wallace Winter, T
- Pudge Heffelfinger, G
- Thomas McClung, B
- 1892— Frank Hinkey, E
- A. Hamilton Wallis, T
- Vance McCormick, B

- 1893— Frank Hinkey, E
- William Hickok, G
- Frank Butterworth, B
- 1894— Frank Hinkey, E
- William Hickok, G
- Philip Stillman, C
- George Adee, B
- Frank Butterworth, B
- 1895— Fred Murphy, T
- Samuel Thorne, B
- 1896— Fred Murphy, T
- Clarence Fincke, B
- 1897— John Hall, E
- Burr Chamberlin, T
- Gordon Brown, G
- Charles DeSaulles, B
- 1898— Burr Chamberlin, T
- Gordon Brown, G
- Malcolm McBride, B
- 1899— George Stillman, T
- Gordon Brown, G
- Malcolm McBride, B
- Albert Sharpe, B
- 00— George Stillman, T
- James Bloomer, T
- Gordon Brown, G
- Herman Olcott, C
- George Chadwick, B
- Perry Hale, B
- William Fincke, B
- 01— Henry Holt, C
- 02— Thomas Shevlin, E
- Ralph Kinney, T
- James Hogan, T
- Edgar Glass, G
- Henry Holt, C
- Foster Rockwell, B
- George Chadwick, B
- 03— Charles Rafferty, E
- James Hogan, T
- James Bloomer, G
- W. Ledyard Mitchell, B
- 04— Thomas Shevlin, E
- James Hogan, T
- Ralph Kinney, G
- Foster Rockwell, B
- 05— Thomas Shevlin, E
- Roswell Tripp, G
- Howard Roome, B
- Guy Hutchinson, B
- 06— Robert Forbes, E
- L. Horatio Biglow, T
- Hugh Knox, B
- Paul Veeder, B
- 07— Clarence Alcott, E
- L. Horatio Biglow, T
- Thomas A. D. Jones, B
- Edward Coy, B
- 08— William Goebel, G
- Hamlin Andrus, G
- Edward Coy, B
- 09— John Kilpatrick, E
- Henry Hobbs, T
- Hamlin Andrus, G
- Carroll Cooney, C
- Edward Coy, B
- Stephen Philbin, B
- John Kilpatrick, E
- 10— Douglass Bomeisler, E
- Henry Ketcham, C
- Arthur Howe, B
- 12— Douglass Bomeisler, E
- Henry Ketcham, C
- 13— Nelson Talbot, T
- 14— Harry LeGore, B
- 16— Clinton Black, G
- 20— Tim Callahan, G
- 21— Malcolm Aldrich, B
- 23— Century Milstead, T
- William Mallory, B
- 24— Dick Luman, E
- 27— Bill Webster, G
- John Charlesworth, C
- 36— Larry Kelley, E
- 37— *Clint Frank, B
- 44— Paul Walker, E

Team Leaders in Consensus All-Americans

(Ranked on Total Number of Selections; Minimum 5 Selections)

Team	No.	Players
Yale	100	69
Notre Dame	94	78
Harvard	89	59
Michigan	69	57
Ohio St.	69	54
Southern California	66	59
Princeton	65	49
Oklahoma	64	52
Nebraska	52	43
Pittsburgh	49	42
Pennsylvania	46	32
Texas	42	37
Alabama	38	37
Army	37	28
Tennessee	35	26
Penn St.	34	32
Miami (Fla.)	34	31
UCLA	33	29
Minnesota	32	27
Florida St.	32	26
Colorado	28	24
Stanford	26	21
Michigan St.	25	22
Auburn	24	22
California	24	22
Georgia	24	20
Florida	23	22
Navy	23	20
Illinois	23	18
Iowa	21	19
Georgia Tech	20	19
Washington	20	19
Texas A&M	20	18
LSU	20	16
Wisconsin	19	19
Syracuse	19	17
Arkansas	19	16
Cornell	19	15
Purdue	18	17
Dartmouth	17	15
Clemson	16	15
Southern Methodist	16	14
Arizona St.	15	12
North Carolina	14	13
Northwestern	13	13
TCU	13	12
Maryland	12	11
Brigham Young	12	10
Arizona	12	9
Oklahoma St.	11	11
Chicago	11	9
Kansas St.	10	9
Kentucky	10	8
Boston College	9	9
Mississippi	9	9
West Virginia	9	9
Baylor	9	7
Texas Tech	8	8
Virginia	8	8
Houston	7	7
Missouri	7	7
Virginia Tech	7	7
North Carolina St.	7	6
Brown	6	6
Rice	6	6
Vanderbilt	6	6
Carlisle	6	5
Colgate	6	5
Columbia	6	5
Indiana	6	5
Air Force	5	5
Oregon St.	5	5

AWARD WINNERS

Special Awards

HEISMAN MEMORIAL TROPHY

Originally presented in 1935 as the DAC Trophy by the Downtown Athletic Club of New York City to the best college player east of the Mississippi River. In 1936, players across the country were eligible and the award was renamed the Heisman Memorial Trophy to honor former college coach and DAC athletics director John W. Heisman. The award now goes to the outstanding college football player in the United States. The bronze trophy was sculpted by Frank Eliscu, with the aid of Jim Crowley, one of Notre Dame's famed Four Horsemen. Crowley was then coach at Fordham, and some of his players posed as models for the trophy.

Year	Player (Winner Bold), School, Position	Points
1935	Jay Berwanger , Chicago, HB	84
	2nd—Monk Meyer, Army	29
	3rd—Bill Shakespeare, Notre Dame, HB	23
	4th—Pepper Constable, Princeton, FB	20
1936	Larry Kelley , Yale, E	219
	2nd—Sam Francis, Nebraska, FB	47
	3rd—Ray Buivid, Marquette, HB	43
	4th—Sammy Baugh, TCU, HB	39
1937	Clint Frank , Yale, HB	524
	2nd—Byron White, Colorado, HB	264
	3rd—Marshall Goldberg, Pittsburgh, HB	211
	4th—Alex Wojciechowicz, Fordham, C	85
1938	Davey O'Brien , TCU, QB	519
	2nd—Marshall Goldberg, Pittsburgh, HB	294
	3rd—Sid Luckman, Columbia, QB	154
	4th—Bob MacLeod, Dartmouth, HB	78
1939	Nile Kinnick , Iowa, HB	651
	2nd—Tom Harmon, Michigan, HB	405
	3rd—Paul Christman, Missouri, QB	391
	4th—George Cafego, Tennessee, QB	296
1940	Tom Harmon , Michigan, HB	1,303
	2nd—John Kimbrough, Texas A&M, FB	841
	3rd—George Franck, Minnesota, HB	102
	4th—Frankie Albert, Stanford, QB	90
1941	Bruce Smith , Minnesota, HB	554
	2nd—Angelo Bertelli, Notre Dame, QB	345
	3rd—Frankie Albert, Stanford, QB	336
	4th—Frank Sinkwich, Georgia, HB	249
1942	Frank Sinkwich , Georgia, HB	1,059
	2nd—Paul Governali, Columbia, QB	218
	3rd—Clint Castleberry, Georgia Tech, HB	99
	4th—Mike Holovak, Boston College, FB	95
1943	Angelo Bertelli , Notre Dame, QB	648
	2nd—Bob Odell, Pennsylvania, HB	177
	3rd—Otto Graham, Northwestern, QB	140
	4th—Creighton Miller, Notre Dame, HB	134
1944	Les Horvath , Ohio St., QB/HB	412
	2nd—Glenn Davis, Army, HB	287
	3rd—Doc Blanchard, Army, FB	237
	4th—Don Whitmire, Navy, T	115
1945	Doc Blanchard , Army, FB	860
	2nd—Glenn Davis, Army, HB	638
	3rd—Bob Fenimore, Oklahoma St., HB	187
	4th—Herman Wedermeyer, St. Mary's (Cal.), HB	152
1946	Glenn Davis , Army, HB	792
	2nd—Charlie Trippi, Georgia, HB	435
	3rd—Johnny Lujack, Notre Dame, QB	379
	4th—Doc Blanchard, Army, FB	267
1947	Johnny Lujack , Notre Dame, QB	742
	2nd—Bob Chappius, Michigan, HB	555
	3rd—Doak Walker, Southern Methodist, HB	196
	4th—Charlie Conerly, Mississippi, QB	186
1948	Doak Walker , Southern Methodist, HB	778
	2nd—Charlie Justice, North Carolina, HB	443
	3rd—Chuck Bednarik, Pennsylvania, C	336
	4th—Jackie Jensen, California, HB	143
1949	Leon Hart , Notre Dame, E	995
	2nd—Charlie Justice, North Carolina, HB	272
	3rd—Doak Walker, Southern Methodist, HB	229
	4th—Arnold Galiffa, Army, QB	196

Year	Player (Winner Bold), School, Position	Points
1950	Vic Janowicz , Ohio St., HB	633
	2nd—Kyle Rote, Southern Methodist, HB	280
	3rd—Reds Bagnell, Pennsylvania, HB	231
	4th—Babe Parilli, Kentucky, QB	214
1951	Dick Kazmaier , Princeton, HB	1,777
	2nd—Hank Lauricella, Tennessee, HB	424
	3rd—Babe Parilli, Kentucky, QB	344
	4th—Bill McColl, Stanford, E	313
1952	Billy Vessels , Oklahoma, HB	525
	2nd—Jack Scarbath, Maryland, QB	367
	3rd—Paul Giel, Minnesota, HB	329
	4th—Donn Moomaw, UCLA, C	257
1953	Johnny Lattner , Notre Dame, HB	1,850
	2nd—Paul Giel, Minnesota, HB	1,794
	3rd—Paul Cameron, UCLA, HB	444
	4th—Bernie Faloney, Maryland, QB	258
1954	Alan Ameche , Wisconsin, FB	1,068
	2nd—Kurt Burris, Oklahoma, C	838
	3rd—Howard Cassady, Ohio St., HB	810
	4th—Ralph Guglielmi, Notre Dame, QB	691
1955	Howard Cassady , Ohio St., HB	2,219
	2nd—Jim Swink, TCU, HB	742
	3rd—George Welsh, Navy, QB	383
	4th—Earl Morrall, Michigan St., QB	323
1956	Paul Hornung , Notre Dame, QB	1,066
	2nd—Johnny Majors, Tennessee, HB	994
	3rd—Tommy McDonald, Oklahoma, HB	973
	4th—Jerry Tubbs, Oklahoma, C	724
1957	John David Crow , Texas A&M, HB	1,183
	2nd—Alex Karras, Iowa, T	693
	3rd—Walt Kowalczyk, Michigan St., HB	630
	4th—Lou Michaels, Kentucky, T	330
1958	Pete Dawkins , Army, HB	1,394
	2nd—Randy Duncan, Iowa, QB	1,021
	3rd—Billy Cannon, LSU, HB	975
	4th—Bob White, Ohio St., HB	365
1959	Billy Cannon , LSU, HB	1,929
	2nd—Richie Lucas, Penn St., QB	613
	3rd—Don Meredith, Southern Meth., QB	286
	4th—Bill Burrell, Illinois, G	196
1960	Joe Bellino , Navy, HB	1,793
	2nd—Tom Brown, Minnesota, G	731
	3rd—Jake Gibbs, Mississippi, QB	453
	4th—Ed Dyas, Auburn, HB	319
1961	Ernie Davis , Syracuse, HB	824
	2nd—Bob Ferguson, Ohio St., HB	771
	3rd—Jimmy Saxton, Texas, HB	551
	4th—Sandy Stephens, Minnesota, QB	543
1962	Terry Baker , Oregon St., QB	707
	2nd—Jerry Stovall, LSU, HB	618
	3rd—Bobby Bell, Minnesota, T	429
	4th—Lee Roy Jordan, Alabama, C	321
1963	Roger Staubach , Navy, QB	1,860
	2nd—Billy Lofthridge, Georgia Tech, QB	504
	3rd—Sherman Lewis, Michigan St., HB	369
	4th—Don Trull, Baylor, QB	253
1964	John Huarte , Notre Dame, QB	1,026
	2nd—Jerry Rhome, Tulsa, C	952
	3rd—Dick Butkus, Illinois, C	505
	4th—Bob Timberlake, Michigan, QB	361
1965	Mike Garrett , Southern California, HB	926
	2nd—Howard Twilley, Tulsa, E	528
	3rd—Jim Grabowski, Illinois, FB	481
	4th—Donny Anderson, Texas Tech, HB	408
1966	Steve Spurrier , Florida, QB	1,679
	2nd—Bob Griese, Purdue, QB	816
	3rd—Nick Eddy, Notre Dame, HB	456
	4th—Gary Beban, UCLA, QB	318
1967	Gary Beban , UCLA, QB	1,968
	2nd—O.J. Simpson, Southern California, HB	1,722
	3rd—Leroy Keyes, Purdue, HB	1,366
	4th—Larry Consona, Syracuse, FB	136
1968	O.J. Simpson , Southern California, HB	2,853
	2nd—Leroy Keyes, Purdue, HB	1,103
	3rd—Terry Hanratty, Notre Dame, QB	387
	4th—Ted Kwalik, Penn St., TE	254
1969	Steve Owens , Oklahoma, HB	1,488
	2nd—Mike Phipps, Purdue, QB	1,344
	3rd—Rex Kern, Ohio St., QB	856
	4th—Archie Manning, Mississippi, QB	582

Year	Player (Winner Bold), School, Position	Points
1970	Jim Plunkett , Stanford, QB	2,229
	2nd—Joe Theismann, Notre Dame, QB	1,410
	3rd—Archie Manning, Mississippi, QB	849
	4th—Steve Worster, Texas, RB	398
1971	Pat Sullivan , Auburn, QB	1,597
	2nd—Ed Marinaro, Cornell, RB	1,445
	3rd—Greg Pruitt, Oklahoma, RB	586
	4th—Johnny Musso, Alabama, RB	365
1972	Johnny Rodgers , Nebraska, WR	1,310
	2nd—Greg Pruitt, Oklahoma, RB	966
	3rd—Rich Glover, Nebraska, MG	652
	4th—Bert Jones, LSU, QB	351
1973	John Cappelletti , Penn St., RB	1,057
	2nd—John Hicks, Ohio St., OT	524
	3rd—Roosevelt Leaks, Texas, RB	482
	4th—David Jaynes, Kansas, QB	394
1974	Archie Griffin , Ohio St., RB	1,920
	2nd—Anthony Davis, Southern California, RB	819
	3rd—Joe Washington, Oklahoma, RB	661
	4th—Tom Clements, Notre Dame, QB	244
1975	Archie Griffin , Ohio St., RB	1,800
	2nd—Chuck Muncie, California, RB	730
	3rd—Ricky Bell, Southern California, RB	708
	4th—Tony Dorsett, Pittsburgh, RB	616
1976	Tony Dorsett , Pittsburgh, RB	2,357
	2nd—Ricky Bell, Southern California, RB	1,346
	3rd—Rob Lyle, Michigan, RB	413
	4th—Terry Miller, Oklahoma St., RB	197
1977	Earl Campbell , Texas, RB	1,547
	2nd—Terry Miller, Oklahoma St., RB	812
	3rd—Ken MacAfee, Notre Dame, TE	343
	4th—Doug Williams, Grambling, QB	266
1978	Billy Sims , Oklahoma, RB	827
	2nd—Chuck Fusina, Penn St., QB	750
	3rd—Rick Leach, Michigan, QB	435
	4th—Charles White, Southern California, RB	354
1979	Charles White , Southern California, RB	1,695
	2nd—Billy Sims, Oklahoma, RB	773
	3rd—Marc Wilson, Brigham Young, QB	589
	4th—Art Schlichter, Ohio St., QB	251
1980	George Rogers , South Carolina, RB	1,128
	2nd—Hugh Green, Pittsburgh, DE	861
	3rd—Herschel Walker, Georgia, RB	683
	4th—Mark Herrmann, Purdue, QB	405
1981	Marcus Allen , Southern California, RB	1,797
	2nd—Herschel Walker, Georgia, RB	1,199
	3rd—Jim McMahon, Brigham Young, QB	706
	4th—Dan Marino, Pittsburgh, QB	256
1982	Herschel Walker , Georgia, RB	1,926
	2nd—John Elway, Stanford, QB	1,231
	3rd—Eric Dickerson, Southern Meth., RB	465
	4th—Anthony Carter, Michigan, WR	142
1983	Mike Rozier , Nebraska, RB	1,801
	2nd—Steve Young, Brigham Young, QB	1,172
	3rd—Doug Flutie, Boston College, QB	253
	4th—Turner Gill, Nebraska, QB	190
1984	Doug Flutie , Boston College, QB	2,240
	2nd—Keith Byars, Ohio St., RB	1,251
	3rd—Robbie Bosco, Brigham Young, QB	443
	4th—Bernie Kosar, Miami (Fla.), QB	320
1985	Bo Jackson , Auburn, RB	1,509
	2nd—Chuck Long, Iowa, QB	1,464
	3rd—Robbie Bosco, Brigham Young, QB	459
	4th—Lorenzo White, Michigan St., RB	391
1986	Vinny Testaverde , Miami (Fla.), QB	2,213
	2nd—Paul Palmer, Temple, RB	672
	3rd—Jim Harbaugh, Michigan, QB	458
	4th—Brian Bosworth, Oklahoma, LB	395
1987	Tim Brown , Notre Dame, WR	1,442
	2nd—Don McPherson, Syracuse, QB	831
	3rd—Gordie Lockbaum, Holy Cross, WR/DB	657
	4th—Lorenzo White, Michigan St., RB	632
1988	Barry Sanders , Oklahoma St., RB	1,878
	2nd—Rodney Peete, Southern California, QB	912
	3rd—Troy Aikman, UCLA, QB	582
	4th—Steve Walsh, Miami (Fla.), QB	341
1989	Andre Ware , Houston, QB	1,073
	2nd—Anthony Thompson, Indiana, RB	1,003
	3rd—Major Harris, West Virginia, QB	709
	4th—Tony Rice, Notre Dame, QB	523

Year	Player (Winner Bold), School, Position	Points
1990	* Ty Detmer , Brigham Young, QB	1,482
	2nd—Raghib Ismail, Notre Dame, WR	1,177
	3rd—Eric Bienenmy, Colorado, RB	798
	4th—Shawn Moore, Virginia, QB	465
1991	# Desmond Howard , Michigan, WR	2,077
	2nd—Casey Weldon, Florida St., QB	503
	3rd—Ty Detmer, Brigham Young, QB	445
	4th—Steve Emtman, Washington, DT	357
1992	Gino Torretta , Miami (Fla.), QB	1,400
	2nd—Marshall Faulk, San Diego St., RB	1,080
	3rd—Garrison Hearst, Georgia, RB	982
	4th—Marvin Jones, Florida St., LB	392
1993	Charlie Ward , Florida St., QB	2,310
	2nd—Heath Shuler, Tennessee, QB	688
	3rd—David Palmer, Alabama, RB	292
	4th—Marshall Faulk, San Diego St., RB	250
1994	* Rashaan Salaam , Colorado, RB	1,743
	2nd—Ki-Jana Carter, Penn St., RB	901
	3rd—Steve McNair, Alcorn St., QB	655
	4th—Kerry Collins, Penn St., QB	639
1995	Eddie George , Ohio St., RB	1,460
	2nd—Tommy Frazier, Nebraska, QB	1,196
	3rd—Danny Wuerffel, Florida, QB	987
	4th—Darnell Autry, Northwestern, RB	535
1996	Danny Wuerffel , Florida, QB	1,363
	2nd—Troy Davis, Iowa St., RB	1,174
	3rd—Jake Plummer, Arizona St., QB	685
	4th—Orlando Pace, Ohio St., OL	599
1997	* Charles Woodson , Michigan, DB	1,815
	2nd—Peyton Manning, Tennessee, QB	1,543
	3rd—Ryan Leaf, Washington St., QB	861
	4th—Randy Moss, Marshall, WR	253
1998	Ricky Williams , Texas, RB	2,355
	2nd—Michael Bishop, Kansas St., QB	792
	3rd—Cade McNown, UCLA, QB	696
	4th—Tim Couch, Kentucky, QB	527
1999	Ron Dayne , Wisconsin, RB	2,042
	2nd—Joe Hamilton, Georgia Tech, QB	994
	3rd—Michael Vick, Virginia Tech, QB	319
	4th—Drew Brees, Purdue, QB	308
2000	Chris Weinke , Florida St., QB	1,628
	2nd—Josh Heupel, Oklahoma, QB	1,552
	3rd—Drew Brees, Purdue, QB	619
	4th—LaDainian Tomlinson, TCU, RB	566
2001	Eric Crouch , Nebraska, QB	770
	2nd—Rex Grossman, Florida, QB	708
	3rd—Ken Dorsey, Miami (Fla.), QB	638
	4th—Joey Harrington, Oregon, QB	364
2002	Carson Palmer , Southern California, QB	1,328
	2nd—Brad Banks, Iowa, QB	1,095
	3rd—Larry Johnson, Penn St., RB	726
	4th—Willis McGahee, Miami (Fla.), RB	660

*Winner as junior (all others seniors). #Had one year of eligibility remaining.

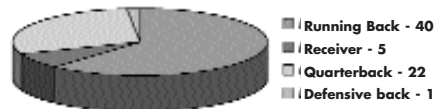
2003 Heisman Voting

(First-, second- and third-place votes, and total points; voting on a 3-2-1 basis)

	1st	2nd	3rd	Total
1. *Jason White, QB, Oklahoma	319	204	116	1,481
2. *Larry Fitzgerald, WR, Pittsburgh	253	233	128	1,353
3. Eli Manning, QB, Mississippi	95	132	161	710
4. Chris Perry, RB, Michigan	27	66	128	341
5. *Darren Sproles, Kansas St.	15	30	29	134
6. #Matt Leinart, QB, Southern California	5	27	58	127
7. Philip Rivers, QB, North Carolina St.	18	20	24	118
8. #Mike Williams, WR, Southern California	12	12	18	78
9. *Ben Roethlisberger, QB, Miami (Ohio)	5	9	14	47
10. B.J. Symons, QB, Texas Tech	1	7	21	38

#Sophomore. *Junior. All others seniors.

Heisman Trophy Winners by Position



MAXWELL AWARD

First presented in 1937 to honor the nation's outstanding college football player by the Maxwell Memorial Football Club of Philadelphia. The award is named after Robert "Tiny" Maxwell, a Philadelphia native who played at the University of Chicago as a lineman near the turn of the century.

Year	Player, College, Position
1937	Clint Frank, Yale, HB
1938	Davey O'Brien, TCU, QB
1939	Nile Kinnick, Iowa, HB
1940	Tom Harmon, Michigan, HB
1941	Bill Dudley, Virginia, HB
1942	Paul Governali, Columbia, QB
1943	Bob Odell, Pennsylvania, HB
1944	Glenn Davis, Army, HB
1945	Doc Blanchard, Army, FB
1946	Charley Trippi, Georgia, HB
1947	Doak Walker, Southern Methodist, HB
1948	Chuck Bednarik, Pennsylvania, C
1949	Leon Hart, Notre Dame, E
1950	Reds Bagnell, Pennsylvania, HB
1951	Dick Kazmaier, Princeton, HB
1952	Johnny Lattner, Notre Dame, HB
1953	Johnny Lattner, Notre Dame, HB
1954	Ron Beagle, Navy, E
1955	Howard Cassady, Ohio St., HB
1956	Tommy McDonald, Oklahoma, HB
1957	Bob Reifsnyder, Navy, T
1958	Pete Dawkins, Army, HB
1959	Rich Lucas, Penn St., QB
1960	Joe Bellino, Navy, HB
1961	Bob Ferguson, Ohio St., FB
1962	Terry Baker, Oregon St., QB
1963	Roger Staubach, Navy, QB
1964	Glenn Ressler, Penn St., C
1965	Tommy Nobis, Texas, LB
1966	Jim Lynch, Notre Dame, LB
1967	Gary Beban, UCLA, QB
1968	O.J. Simpson, Southern California, RB
1969	Mike Reid, Penn St., DT
1970	Jim Plunkett, Stanford, QB
1971	Ed Marinaro, Cornell, RB
1972	Brad VanPelt, Michigan St., DB
1973	John Cappelletti, Penn St., RB
1974	Steve Joachim, Temple, QB
1975	Archie Griffin, Ohio St., RB
1976	Tony Dorsett, Pittsburgh, RB
1977	Ross Browner, Notre Dame, DE
1978	Chuck Fusina, Penn St., QB
1979	Charles White, Southern California, RB
1980	Hugh Green, Pittsburgh, DE
1981	Marcus Allen, Southern California, RB
1982	Herschel Walker, Georgia, RB
1983	Mike Rozier, Nebraska, RB
1984	Doug Flutie, Boston College, QB
1985	Chuck Long, Iowa, QB
1986	Vinny Testaverde, Miami (Fla.), QB
1987	Don McPherson, Syracuse, QB
1988	Barry Sanders, Oklahoma St., RB
1989	Anthony Thompson, Indiana, RB
1990	Ty Detmer, Brigham Young, QB
1991	Desmond Howard, Michigan, WR
1992	Gino Torretta, Miami (Fla.), QB
1993	Charlie Ward, Florida St., QB
1994	Kerry Collins, Penn St., QB
1995	Eddie George, Ohio St., RB
1996	Danny Wuerffel, Florida, QB
1997	Peyton Manning, Tennessee, QB
1998	Ricky Williams, Texas, RB



Mississippi's Eli Manning won the Maxwell Award and Johnny Unitas Golden Arm Award.

Year	Player, College, Position
1999	Ron Dayne, Wisconsin, RB
2000	Drew Brees, Purdue, QB
2001	Ken Dorsey, Miami (Fla.), QB
2002	Larry Johnson, Penn St., RB
2003	Eli Manning, Mississippi, QB

JOHN OUTLAND TROPHY

First presented in 1946 to honor the outstanding interior lineman in the nation by the Football Writers Association of America. The award is named for its benefactor, Dr. John H. Outland.

Year	Player, College, Position
1946	George Connor, Notre Dame, T
1947	Joe Stiefy, Army, G
1948	Bill Fischer, Notre Dame, G
1949	Ed Bagdon, Michigan St., G
1950	Bob Gain, Kentucky, T
1951	Jim Weatherall, Oklahoma, T
1952	Dick Modzelewski, Maryland, T
1953	J.D. Roberts, Oklahoma, G
1954	Bill Brooks, Arkansas, G
1955	Calvin Jones, Iowa, G
1956	Jim Parker, Ohio St., G
1957	Alex Karras, Iowa, T
1958	Zeke Smith, Auburn, G
1959	Mike McGee, Duke, T
1960	Tom Brown, Minnesota, G
1961	Merlin Olsen, Utah St., T
1962	Bobby Bell, Minnesota, T
1963	Scott Appleton, Texas, T
1964	Steve DeLong, Tennessee, T
1965	Tommy Nobis, Texas, G
1966	Loyd Phillips, Arkansas, T
1967	Ron Yary, Southern California, T
1968	Bill Stanfill, Georgia, T
1969	Mike Reid, Penn St., DT
1970	Jim Stillwagon, Ohio St., MG
1971	Larry Jacobson, Nebraska, DT
1972	Rich Glover, Nebraska, MG
1973	John Hicks, Ohio St., OT

AWARD WINNERS

AP Photo/Tony Gutierrez

Year	Player, College, Position
1974	Randy White, Maryland, DE
1975	Lee Roy Selmon, Oklahoma, DT
1976	*Ross Browner, Notre Dame, DE
1977	Brad Shearer, Texas, DT
1978	Greg Roberts, Oklahoma, G
1979	Jim Ritcher, North Carolina St., C
1980	Mark May, Pittsburgh, OT
1981	*Dave Rimington, Nebraska, C
1982	Dave Rimington, Nebraska, C
1983	Dean Steinkuhler, Nebraska, G
1984	Bruce Smith, Virginia Tech, DT
1985	Mike Ruth, Boston College, NG
1986	Jason Buck, Brigham Young, DT
1987	Chad Hennings, Air Force, DT
1988	Tracy Rocker, Auburn, DT
1989	Mohammed Elewonibi, Brigham Young, G
1990	Russell Maryland, Miami (Fla.), DT
1991	*Steve Emtman, Washington, DT
1992	Will Shields, Nebraska, G
1993	Rob Waldrop, Arizona, NG
1994	Zach Wiegert, Nebraska, OT
1995	Jonathan Ogden, UCLA, OT
1996	*Orlando Pace, Ohio St., OT
1997	Aaron Taylor, Nebraska, OG
1998	*Kris Farris, UCLA, OT
1999	Chris Samuels, Alabama, OT
2000	*John Henderson, Tennessee, DL
2001	Bryant McKinnie, Miami (Fla.), OT
2002	Rien Long, Washington St., DT
2003	Robert Gallery, Iowa, OT

*Junior (all others seniors).

WALTER CAMP AWARD

First presented in 1967 to honor the nation's outstanding college football player by the Walter Camp Foundation in balloting by Division IA coaches and sports information directors. The award is named after Walter Camp, one of the founders of modern American football.

Year	Player, College, Position
1967	O.J. Simpson, Southern California, RB
1968	O.J. Simpson, Southern California, RB
1969	Steve Owens, Oklahoma, RB
1970	Jim Plunkett, Stanford, QB
1971	Pat Sullivan, Auburn, QB
1972	Johnny Rodgers, Nebraska, WR
1973	John Cappelletti, Penn St., RB
1974	Archie Griffin, Ohio St., RB
1975	Archie Griffin, Ohio St., RB
1976	Tony Dorsett, Pittsburgh, RB
1977	Ken MacAfee, Notre Dame, TE
1978	Billy Sims, Oklahoma, RB
1979	Charles White, Southern California, RB
1980	Hugh Green, Pittsburgh, DE
1981	Marcus Allen, Southern California, RB
1982	Herschel Walker, Georgia, RB
1983	Mike Rozier, Nebraska, RB
1984	Doug Flutie, Boston College, QB
1985	Bo Jackson, Auburn, RB
1986	Vinny Testaverde, Miami (Fla.), QB
1987	Tim Brown, Notre Dame, WR
1988	Barry Sanders, Oklahoma St., RB
1989	Andre Ware, Houston, QB
1990	Raghib Ismail, Notre Dame, RB/WR
1991	Desmond Howard, Michigan, WR
1992	Gino Torretta, Miami (Fla.), QB
1993	Charlie Ward, Florida St., QB
1994	Rashaan Salaam, Colorado, RB
1995	Eddie George, Ohio St., RB
1996	Danny Wuerffel, Florida, QB
1997	Charles Woodson, Michigan, DB
1998	Ricky Williams, Texas, RB
1999	Ron Dayne, Wisconsin, RB
2000	Josh Heupel, Oklahoma, QB
2001	Eric Crouch, Nebraska, QB
2002	Larry Johnson, Penn St., RB
2003	Larry Fitzgerald, Pittsburgh, WR

VINCE LOMBARDI/ROTARY AWARD

First presented in 1970 to honor the outstanding college lineman of the year by the Rotary Club of Houston, Texas. The award is named after professional football coach Vince Lombardi, a member of the legendary "Seven Blocks of Granite" at Fordham in the 1930s.

Year	Player, College, Position
1970	Jim Stillwagon, Ohio St., MG
1971	Walt Patulski, Notre Dame, DE
1972	Rich Glover, Nebraska, MG
1973	John Hicks, Ohio St., OT
1974	Randy White, Maryland, DT
1975	Lee Roy Selmon, Oklahoma, DT
1976	Wilson Whitley, Houston, DT
1977	Ross Browner, Notre Dame, DE
1978	Bruce Clark, Penn St., DT
1979	Brad Budde, Southern California, G
1980	Hugh Green, Pittsburgh, DE
1981	Kenneth Sims, Texas, DT
1982	Dave Rimington, Nebraska, C
1983	Dean Steinkuhler, Nebraska, G
1984	Tony Degrate, Texas, DT
1985	Tony Casillas, Oklahoma, NG
1986	Cornelius Bennett, Alabama, LB
1987	Chris Spielman, Ohio St., LB
1988	Tracy Rocker, Auburn, DT
1989	Percy Snow, Michigan St., LB
1990	Chris Zorich, Notre Dame, NT
1991	Steve Emtman, Washington, DT
1992	Marvin Jones, Florida St., LB
1993	Aaron Taylor, Notre Dame, OT
1994	Warren Sapp, Miami (Fla.), DT
1995	Orlando Pace, Ohio St., OT
1996	Orlando Pace, Ohio St., OT
1997	Grant Wistrom, Nebraska, DE
1998	Dat Nguyen, Texas A&M, LB
1999	Corey Moore, Virginia Tech, DE
2000	Jamal Reynolds, Florida St., DE
2001	Julius Peppers, North Carolina, DE
2002	Terrell Suggs, Arizona St., DE
2003	Tommie Harris, Oklahoma, DT

DAVEY O'BRIEN NATIONAL QUARTERBACK AWARD

First presented in 1977 as the O'Brien Memorial Trophy to the outstanding player in the Southwest. In 1981, the Davey O'Brien Educational and Charitable Trust of Fort Worth, Texas, renamed the award the Davey O'Brien National Quarterback Award, and it now honors the nation's best quarterback.

MEMORIAL TROPHY

Year	Player, College, Position
1977	Earl Campbell, Texas, RB
1978	Billy Sims, Oklahoma, RB
1979	Mike Singletary, Baylor, LB
1980	Mike Singletary, Baylor, LB

NATIONAL QB AWARD

Year	Player, College
1981	Jim McMahon, Brigham Young
1982	Todd Blackledge, Penn St.
1983	Steve Young, Brigham Young
1984	Doug Flutie, Boston College
1985	Chuck Long, Iowa
1986	Vinny Testaverde, Miami (Fla.)
1987	Don McPherson, Syracuse
1988	Troy Aikman, UCLA
1989	Andre Ware, Houston
1990	Ty Detmer, Brigham Young
1991	Ty Detmer, Brigham Young
1992	Gino Torretta, Miami (Fla.)
1993	Charlie Ward, Florida St.
1994	Kerry Collins, Penn St.
1995	Danny Wuerffel, Florida
1996	Danny Wuerffel, Florida
1997	Peyton Manning, Tennessee
1998	Michael Bishop, Kansas St.
1999	Joe Hamilton, Georgia Tech
2000	Chris Weinke, Florida St.
2001	Eric Crouch, Nebraska
2002	Brad Banks, Iowa
2003	Jason White, Oklahoma

DICK BUTKUS AWARD

First presented in 1985 to honor the nation's best college linebacker by the Downtown Athletic Club of Orlando, Fla. The award is named after Dick Butkus, two-time consensus all-American at Illinois and six-time all-pro linebacker with the Chicago Bears.

Year	Player, College
1985	Brian Bosworth, Oklahoma
1986	Brian Bosworth, Oklahoma
1987	Paul McGowan, Florida St.
1988	Derrick Thomas, Alabama
1989	Percy Snow, Michigan St.
1990	Alfred Williams, Colorado
1991	Erick Anderson, Michigan
1992	Marvin Jones, Florida St.
1993	Trev Alberts, Nebraska
1994	Dana Howard, Illinois
1995	Kevin Hardy, Illinois
1996	Matt Russell, Colorado
1997	Andy Katzenmoyer, Ohio St.
1998	Chris Claiborne, Southern California
1999	LaVar Arrington, Penn St.
2000	Dan Morgan, Miami (Fla.)
2001	Rocky Calmus, Oklahoma
2002	E.J. Henderson, Maryland
2003	Teddy Lehman, Oklahoma

JIM THORPE AWARD

First presented in 1986 to honor the nation's best defensive back by the Jim Thorpe Athletic Club of Oklahoma City. The award is named after Jim Thorpe, Olympic champion, two-time consensus all-American halfback at Carlisle and professional football player.

Year	Player, College
1986	Thomas Everett, Baylor
1987	Bennie Blades, Miami (Fla.)
1988	Rickey Dixon, Oklahoma
1989	Deion Sanders, Florida St.
1990	Mark Carrier, Southern California
1991	Darryll Lewis, Arizona
1992	Terrell Buckley, Florida St.
1993	Deon Figures, Colorado
1994	Antonio Langham, Alabama
1995	Chris Hudson, Colorado
1996	Greg Myers, Colorado St.
1997	Lawrence Wright, Florida
1998	Charles Woodson, Michigan
1999	Antoine Winfield, Ohio St.
2000	Tyrone Carter, Minnesota
2001	Jamar Fletcher, Wisconsin
2002	Roy Williams, Oklahoma
2003	Terence Newman, Kansas St.
2004	Derrick Strait, Oklahoma

JOHNNY UNITAS GOLDEN ARM AWARD

First presented in 1987 to honor the nation's top senior quarterback by the Kentucky Chapter of the National Football Foundation and College Football Hall of Fame, Inc. Each year, a committee composed of NFL executives, coaches, scouts and media members selects the winner based on citizenship, scholarship, leadership and athletic accomplishments. The award is named after Pro Football Hall of Fame quarterback Johnny Unitas.

Year	Player, College
1987	Don McPherson, Syracuse
1988	Rodney Peete, Southern California
1989	Tony Rice, Notre Dame
1990	Craig Erickson, Miami (Fla.)
1991	Casey Weldon, Florida St.
1992	Gino Torretta, Miami (Fla.)
1993	Charlie Ward, Florida St.
1994	Jay Barker, Alabama
1995	Tommy Frazier, Nebraska
1996	Danny Wuerffel, Florida
1997	Peyton Manning, Tennessee
1998	Cade McNown, UCLA
1999	Chris Redman, Louisville
2000	Chris Weinke, Florida St.
2001	David Carr, Fresno St.
2002	Carson Palmer, Southern California
2003	Eli Manning, Mississippi

DOAK WALKER NATIONAL RUNNING BACK AWARD

First presented in 1990 to honor the nation's best running back among Division IA juniors or seniors who combine outstanding achievements on the field, in the classroom and in the community, by the GTE/Southern Methodist Athletic Forum in Dallas, Texas, and sponsored by Dr. Pepper, a \$10,000 scholarship is donated to the recipient's university in his name. It is voted on by a panel of media and former college football standouts. The award

is named after Doak Walker, Southern Methodist's three-time consensus all-American halfback and 1948 Heisman Trophy winner.

Year	Player, College
1990	Greg Lewis, Washington
1991	Trevor Cobb, Rice
1992	Garrison Hearst, Georgia
1993	Byron Morris, Texas Tech
1994	Rashaan Salaam, Colorado
1995	Eddie George, Ohio St.
1996	Byron Hanspard, Texas Tech
1997	Ricky Williams, Texas
1998	Ricky Williams, Texas
1999	Ron Dayne, Wisconsin
2000	LaDainian Tomlinson, TCU
2001	Luke Staley, Brigham Young
2002	Larry Johnson, Penn St.
2003	Chris Perry, Michigan

LOU GROZA COLLEGIATE PLACE-KICKER AWARD

First presented in 1992 to honor the nation's top collegiate place-kicker by the Palm Beach County Sports Commission in conjunction with the Orange Bowl Committee. The award is named after Pro Football Hall of Fame kicker Lou Groza.

Year	Player, College
1992	Joe Allison, Memphis
1993	Judd Davis, Florida
1994	Steve McLaughlin, Arizona
1995	Michael Reeder, TCU
1996	Marc Primanti, North Carolina St.
1997	Martin Gramatica, Kansas St.
1998	Sebastian Janikowski, Florida St.
1999	Sebastian Janikowski, Florida St.
2000	Jonathan Ruffin, Cincinnati
2001	Seth Marler, Tulane
2002	Nate Kaeding, Iowa
2003	Jonathan Nichols, Mississippi

BRONKO NAGURSKI AWARD

First presented in 1993 to honor the nation's top collegiate defensive player by the Football Writers Association of America and the Charlotte (N.C.) Touchdown Club. The award is named after Bronko Nagurski, consensus all-America tackle and running back at Minnesota in 1929, and a member of both the College Football Hall of Fame and Pro Football Hall of Fame.

Year	Player, College, Position
1993	Rob Waldrop, Arizona, DL
1994	Warren Sapp, Miami (Fla.), DT
1995	Pat Fitzgerald, Northwestern, LB
1996	Pat Fitzgerald, Northwestern, LB
1997	Charles Woodson, Michigan, CB
1998	Champ Bailey, Georgia, DB
1999	Corey Moore, Virginia Tech, DE
2000	Dan Morgan, Miami (Fla.), LB
2001	Roy Williams, Oklahoma, DB
2002	Terrell Suggs, Arizona St., DE
2003	Derrick Strait, Oklahoma, CB

FRED BILETNIKOFF RECEIVER AWARD

First presented in 1994 to honor the nation's top collegiate pass receiver by the Quarterback Club of Tallahassee, Fla. The award is named after Fred Biletnikoff, former Florida State all-American and NFL Oakland Raider receiver, a member of both the College Football Hall of Fame and Pro Football Hall of Fame.

Year	Player, College
1994	Bobby Engram, Penn St.
1995	Terry Glenn, Ohio St.
1996	Marcus Harris, Wyoming
1997	Randy Moss, Marshall
1998	Troy Edwards, Louisiana Tech
1999	Troy Walters, Stanford
2000	Antonio Bryant, Pittsburgh
2001	Josh Reed, LSU
2002	Charles Rogers, Michigan St.
2003	Larry Fitzgerald, Pittsburgh

CHUCK BEDNARIK AWARD

First presented in 1995 to honor the collegiate defensive player of the year by the Maxwell Memorial Football Club of Philadelphia. The award is named after Chuck Bednarik, consensus all-America center at Pennsylvania in 1947-48 and a member of both the College Football Hall of Fame and Pro Football Hall of Fame.

Year	Player, College
1995	Pat Fitzgerald, Northwestern
1996	Pat Fitzgerald, Northwestern
1997	Charles Woodson, Michigan
1998	Dat Nguyen, Texas A&M
1999	LaVar Arrington, Penn St.
2000	Dan Morgan, Miami (Fla.)
2001	Julius Peppers, North Carolina
2002	E.J. Henderson, Maryland
2003	Teddy Lehman, Oklahoma

MOSI TATUPU SPECIAL TEAMS PLAYER OF THE YEAR AWARD

First presented in 1997 to the top special teams player in the country by the Maui (Hawaii) Touchdown Club. The award is named after Mosi Tatupu, who played high school football in Honolulu and collegiate football at Southern California. He went on to a 14-year playing career in the NFL.

Year	Player, College
1997	Brock Olivo, Missouri
1998	Chris McAlister, Arizona
1999	Deltha O'Neal, California
2000	J.T. Thatcher, Oklahoma
2001	Kahlil Hill, Iowa
2002	Glenn Pakulak, Kentucky
2003	Wes Welker, Texas Tech

RAY GUY PUNTING AWARD

First presented in 2000 to honor the nation's top collegiate punter by the Greater Augusta (Ga.) Sports Council. The winner will display leadership, self-discipline and have a significant impact on the team's success. Voted upon by a panel of sports writers, college football coaches and former punters. The award is named after Ray Guy, former punter at Southern Mississippi and NFL All-Pro punter for the Oakland Raiders.

Year	Player, College
2000	Kevin Stemke, Wisconsin
2001	Travis Dorsch, Purdue
2002	Mark Mariscal, Colorado
2003	B.J. Sander, Ohio St.

JOHN MACKY TIGHT END AWARD

First presented in 2000 to honor the nation's top collegiate tight end by the Nassau County (N.Y.) Sports Commission. The award is named after John Mackey, the first tight end inducted into the Pro Football Hall of Fame.

Year	Player, College
2000	Tim Stratton, Purdue
2001	Dan Graham, Colorado
2002	Dallas Clark, Iowa
2003	Kellen Winslow, Miami (Fla.)

DAVE RIMINGTON CENTER TROPHY (NCAA I-A)

First presented in 2000 to honor the nation's top NCAA Division I-A offensive center by the Boomer Esison Foundation. The award is named after Dave Rimington, a consensus all-America center at Nebraska in 1981-82 who was inducted into the College Football Hall of Fame in 1997.

Year	Player, College
2000	Dominic Raiola, Nebraska
2001	LeCharles Bentley, Ohio St.
2002	Brett Romberg, Miami (Fla.)
2003	Jake Grove, Virginia Tech

TED HENDRICKS DEFENSIVE END AWARD

First presented in 2002 to honor the nation's top defensive end by the Miami (Florida) Touchdown Club. The award is named after Ted Hendricks, College Football Hall of

Fame member from Miami (Florida) and a member of the Pro Football Hall of Fame.

Year	Player, College
2002	Terrell Suggs, Arizona St.
2003	David Pollack, Georgia

BOBBY BOWDEN AWARD

First presented in 2003 by the Fellowship of Christian Athletes (FCA) to the collegiate football player who best epitomizes the term student-athlete. The person selected will be one of character, classroom excellence, athletic achievement and community involvement. Presented at the site of the Bowl Championship Series national championship game.

Year	Player, College
2003	Jason Wright, Northwestern

Division I-AA

WALTER PAYTON PLAYER OF THE YEAR AWARD

First presented in 1987 to honor the top Division I-AA football player by the Sports Network and voted on by Division I-AA sports information directors. The award is named after Walter Payton, former Jackson State player and the National Football League's all-time leading rusher.

Year	Player, College, Position
1987	Kenny Gamble, Colgate, RB
1988	Dave Meggett, Towson, RB
1989	John Friesz, Idaho, QB
1990	Walter Dean, Grambling, RB
1991	Jamie Martin, Weber St., QB
1992	Michael Payton, Marshall, QB
1993	Doug Nussmeier, Idaho, QB
1994	Steve McNair, Alcorn St., QB
1995	Dave Dickenson, Montana, QB
1996	Archie Amerson, Northern Ariz., RB
1997	Brian Finneran, Villanova, WR
1998	Jerry Azumah, New Hampshire, RB
1999	Adrian Peterson, Ga. Southern, RB
2000	Louis Ivory, Furman, RB
2001	Brian Westbrook, Villanova, RB
2002	Tony Romo, Eastern Ill., QB
2003	Jamaal Branch, Colgate, RB

ERNIE DAVIS AWARD

First presented in 1992 to honor a Division I-AA college football player who has overcome personal, athletic or academic adversity and performs in an exemplary manner by the American Sports Wire. The award is named after the late Ernie Davis, Syracuse halfback who won the Heisman Trophy in 1961.

Year	Player, College, Position
1992	Gilad Landau, Grambling, PK
1993	Jay Walker, Howard, QB
1994	Steve McNair, Alcorn St., QB
1995	Earl Holmes, Florida A&M, LB
1996	Jason DeCuir, Howard, PK
1997	DeMingo Graham, Hofstra, OL
1998	Chris Boden, Villanova, QB
1999	Matt Bushart, Southern U., P
2000	Charles Roberts, Sacramento St., RB
2001	Mark Leyenaar, Robert Morris, OL
2002	Kayode Mayowa, Sacred Heart, LB
2003	Steve Baggs, Bethune-Cookman, LB

BUCK BUCHANAN AWARD

First presented in 1995 to the nation's outstanding Division I-AA defensive player by The Sports Network. The award is named after Junious 'Buck' Buchanan, NAIA all-American defensive lineman at Grambling from 1959 through 1962 and Pro Football Hall of Fame inductee after an outstanding 13-year career.

Year	Player, College, Position
1995	Dexter Coakley, Appalachian St., LB
1996	Dexter Coakley, Appalachian St., LB
1997	Chris McNeil, N.C. A&T, DE
1998	James Milton, Western Ill., LB
1999	Al Lucas, Troy St., DT
2000	Edgerton Hartwell, Western Ill., DL
2001	Derrick Lloyd, James Madison, LB

Year	Player, College, Position
2002	Rashean Mathis, Bethune-Cookman, DB
2003	Jared Allen, Idaho St., DE

DAVE RIMINGTON AWARD (NCAA I-AA)

First presented in 2003 to honor the best Division I-AA center by the Boomer Esiason Foundation. The award is named after Dave Rimington, a College Football Hall of Fame center from Nebraska and the only player to win the John Outland Trophy twice (1981-82).

Year	Player, College
2003	Eugene Amano, Southeast Mo. St.

Division II


HARLON HILL TROPHY

First presented in 1986 to honor the best Division II player by the Harlon Hill Award Committee of Florence, Alabama. The award is named after Harlon Hill, former receiver at North Alabama and the National Football League's most valuable player for the Chicago Bears in 1955.

Year	Player, College
1986	Jeff Bentrim, North Dakota St., QB
1987	Johnny Bailey, Tex. A&M-Kingsville, RB
1988	Johnny Bailey, Tex. A&M-Kingsville, RB
1989	Johnny Bailey, Tex. A&M-Kingsville, RB
1990	Chris Simdorn, North Dakota St., QB
1991	Ronnie West, Pittsburg St., WR
1992	Ronald Moore, Pittsburg St., RB
1993	Roger Graham, New Haven, RB
1994	Chris Hatcher, Valdosta St., QB
1995	Ronald McKinnon, North Ala., LB
1996	Jarrett Anderson, Truman, RB
1997	Irv Sigler, Bloomsburg, RB
1998	Brian Shay, Emporia St., RB
1999	Corte McGuffey, Northern Colo., QB
2000	Dusty Bonner, Valdosta St., QB
2001	Dusty Bonner, Valdosta St., QB
2002	Curt Anes, Grand Valley St., QB
2003	Will Hall, North Ala., QB

DAVE RIMINGTON AWARD (NCAA II)

First presented in 2003 to honor the best Division II center by the Boomer Esiason Foundation. The award is named after Dave Rimington, a College Football Hall of Fame center from Nebraska and the only player to win the John Outland Trophy twice (1981-82).



Andres Alonzo/NCAA Photos

Blake Elliott of St. John's (Minnesota), shown here headed for a touchdown in the Johnnies' Division III championship-game victory, won the 2003 John Gagliardi Trophy as the division's outstanding player.

Year	Player, College
2003	Kevin Palmer, Tex. A&M-Kingsville

Division III

JOHN GAGLIARDI TROPHY

First presented in 1993 to the nation's outstanding Division III player by the St. John's (Minn.) University J-Club. The award is named after John Gagliardi, St. John's head coach for 51 seasons and one of only two coaches in college football history to win 400 games.

Year	Player, College, Position
1993	Jim Ballard, Mount Union, QB
1994	Carey Bender, Coe, RB
1995	Chris Palmer, St. John's (Minn.), WR
1996	Lon Erickson, Ill. Wesleyan, QB
1997	Bill Borchert, Mount Union, QB
1998	Scott Hvistendahl, Augsburg, WR/P
1999	Danny Ragsdale, Redlands, QB
2000	Chad Johnson, Pacific Lutheran, QB
2001	Chuck Moore, Mount Union, RB
2002	Dan Pugh, Mount Union, RB
2003	Blake Elliott, St. John's (Minn.), WR

CLIFF MELBERGER AWARD

First presented in 1993 to the nation's outstanding Division III player by the Downtown Wilkes-Barre (Pa.) Touchdown Club. The award is named after Clifford K. Melberger, captain of the 1960 Bucknell football team that won the Lambert Cup and a member of the Touchdown Club's board of directors.

Year	Player, College, Position
1993	Jim Ballard, Mount Union, QB
1994	Carey Bender, Coe, RB
1995	Craig Kusick, Wis.-La Crosse, QB
1996	Bill Borchert, Mount Union, QB
1997	Bill Borchert, Mount Union, QB
1998	Mike Burton, Trinity (Tex.), QB
1999	Scott Pingel, Westminster (Mo.), WR
2000	R.J. Bowers, Grove City, RB
2001	Chuck Moore, Mount Union, RB
2002	Dan Pincelli, Hartwick, QB
2003	Brett Trichilo, Wilkes, RB

DAVE RIMINGTON AWARD (NCAA III)

First presented in 2003 to honor the best Division III center by the Boomer Esiason Foundation. The award is named after Dave Rimington, a College Football Hall of Fame center from Nebraska and the only player to win the John Outland Trophy twice (1981-82).

Year	Player, College
2003	Tom Doyle, Capital

2003 COACHING AWARDS

- THE HOME DEPOT COACH OF THE YEAR** – Pete Carroll, Southern California (Presented by The Home Depot to the nation's top coach)
- EDDIE ROBINSON COACH OF THE YEAR (FWAA)** – Nick Saban, LSU (Presented by the Football Writers' Association of America)
- ESPN NATIONAL COACH OF THE YEAR** – Pete Carroll, Southern California (Presented by the national sports network to the top national coach)
- BEAR BRYANT COACH OF THE YEAR** – Nick Saban, LSU (Presented by the National Sportscasters and Sportswriters Association)
- WALTER CAMP COACH OF THE YEAR** – Bob Stoops, Oklahoma (Presented by the Walter Camp Foundation)
- ASSOCIATED PRESS COACH OF THE YEAR** – Nick Saban, LSU (Presented by The Associated Press member newspapers, TV and radio stations)
- BOBBY DODD COACH OF THE YEAR** – Bob Stoops, Oklahoma (Presented by the Bobby Dodd Coach of the Year Foundation, Atlanta, Georgia)
- FRANK LEAHY COACH OF THE YEAR** – Pete Carroll, Southern California & Nick Saban, LSU (co-recipients) (Presented by the All-American Football Foundation)
- GEORGE MUNGER COACH OF THE YEAR** – Pete Carroll, Southern California (Presented annually by the Maxwell Football Club. The award is named for former University of Pennsylvania coach George Munger. His devotion to ethics in athletics, and his

commitment to education is the standard for which all college coaches should strive.)

- AFCA/GTE COACH OF THE YEAR (Division I-A)** – Pete Carroll, Southern California (Presented by the American Football Coaches Association)
- AFCA/GTE COACH OF THE YEAR (Division I-AA)** – Dick Biddle, Colgate (Presented by the American Football Coaches Association)
- AFCA/GTE COACH OF THE YEAR (NCAA Division II and all NAIA)** – Brian Kelly, Grand Valley St., and Mike Van Diest, Carroll (Mont.) (Presented by the American Football Coaches Association)
- AFCA/GTE COACH OF THE YEAR (Division III)** – John Gagliardi, St. John's (Minn.) (Presented by the American Football Coaches Association)
- AFCA ASSISTANT COACH OF THE YEAR (Division I-A)** – Chuck Petersen, Air Force, Offensive Coordinator and Quarterbacks and Fullbacks Coach (Presented by the American Football Coaches Association)
- AFCA ASSISTANT COACH OF THE YEAR (Division I-AA)** – Donovan Rose, Hampton, Assistant Head Coach and Defensive Backs Coach (Presented by the American Football Coaches Association)
- AFCA ASSISTANT COACH OF THE YEAR (Division II)** – Mike Turner, Carson-Newman, Offensive Coordinator (Presented by the American Football Coaches Association)
- AFCA ASSISTANT COACH OF THE YEAR (Division III)** – Pedro Arruza, Washington-St. Louis, Defensive Coordinator (Presented by the American Football Coaches Association)
- FRANK BROYLES AWARD (Top Division I-A Assistant Coach Award)** – Brian VanGorder, Georgia, Defensive Coordinator and Linebackers Coach (Presented by former Arkansas head coach Frank Broyles and the Downtown Rotary Club of Little Rock, Ark.)
- EDDIE ROBINSON I-AA COACH OF THE YEAR** – Mike Ayers, Wofford (Presented by The Sports Network)
- FRANK LEAHY COACH OF THE YEAR (Division I-AA)** – K.C. Keeler, Delaware (Presented by the All-American Football Foundation)
- FRANK LEAHY COACH OF THE YEAR (Division II)** – Brian Kelly, Grand Valley St. (Presented by the All-American Football Foundation)
- FRANK LEAHY COACH OF THE YEAR (Division III)** – John Gagliardi, St. John's (Minn.) (Presented by the All-American Football Foundation)
- FOOTBALL GAZETTE COACH OF THE YEAR (Division I-AA)** – K.C. Keller, Delaware (Presented by the weekly Football Gazette)
- FOOTBALL GAZETTE COACH OF THE YEAR (Division II)** – Mark Hudspeth, North Ala. (Presented by the weekly Football Gazette)
- FOOTBALL GAZETTE COACH OF THE YEAR (Division III)** – John Gagliardi, St. John's (Minn.) (Presented by the weekly Football Gazette)

COLLEGE FOOTBALL HALL OF FAME

Established: In 1947, by the National Football Foundation and College Hall of Fame, Inc. The first class of enshrinement of Division I or major-college players began in 1951. In 1996, the yearly classes elected were expanded to include other than Division I players. **Eligibility:** A nominated player must be out of college at least 10 years and a first-team all-America selection by a major selector during his career. For divisional (college-division) players, the player must have been a first-team selection on a recognized all-America team in Divisions IAA, II or III, or the NAIA. Coaches must be retired three years. The voting is done by a 12-member panel made up of athletics directors, conference and bowl officials, and media representatives.

Member players are listed with the final year they played in college, and member coaches are listed with the year they were inducted. (\$) Indicates college-division member. (†) Indicates deceased members. (#) Indicates dual member of the Pro Football Hall of Fame.

2004 COLLEGE FOOTBALL HALL OF FAME CLASS

(To be inducted at the 47th annual awards dinner on December 7, 2004)

DIVISION I-A CLASS

Player, School	Pos.	Years
Bob P. Anderson, Army	RB	1957-59
Tony Casillas, Oklahoma	MG	1982-85
Frank Emanuel, Tennessee	LB	1963-65

Player, School	Pos.	Years
Ray Guy, Southern Miss.	P	1970-72
Wayne Harris, Arkansas	G/LB	1958-60
Joe Kapp, California	QB	1956-58
James Mandich, Michigan	TE	1967-69
Lydell Mitchell, Penn St.	RB	1969-71
Tracy Rocker, Auburn	DT	1985-88
Jack Tatum, Ohio St.	DB	1968-70
Andre Ware, Houston	QB	1987-89
Charles Young, Southern California	TE	1970-72

Coach, School	Years	Record
LaVell Edwards, Brigham Young	1972-2000	257-101-3
George Welsh, Navy, Virginia	1973-2000	189-132-4

DIVISIONAL CLASS (DIVISIONS I-AA, II AND III, NAIA)

Player, School	Pos.	Years
Harold Davis, Westminster (Pa.)	B	1953-56
Darrell Green, Tex. A&M Kingsville	DB	1978, 80-82
Garney Henley, Huron (S.D.)	RB	1956-59
Jackie Hunt, Marshall	B	1938-41
Dan Ross, Northeastern	TE	1975-78
William Stromberg, Johns Hopkins	WR	1978-81

Coach, School	Years	Record
Thomas Beck, Benedictine (Ill.), Elmhurst, Grand Valley St.	1970-90	137-52-1
Charlie Richard, Baker (Kan.)	1980-94	123-28-1
Dick Strahm, Findlay	1975-97	178-59-5

PLAYERS

Player, College	Year
†Earl Abell, Colgate	1915
Alex Agase, Purdue/Illinois	1946
†Harry Agganis, Boston U.	1952
Frank Albert, Stanford	1941
†Ki Aldrich, TCU	1938
†Malcolm Aldrich, Yale	1921
Marcus Allen, Southern California#	1981
†Joe Alexander, Syracuse	1920
Lance Alworth, Arkansas#	1961
†Alan Ameche, Wisconsin	1954
†Knowlton Ames, Princeton	1889
Warren Amling, Ohio St.	1946
Dick Anderson, Colorado	1967
Donny Anderson, Texas Tech	1965
†Hunk Anderson, Notre Dame	1921
Jon Arnett, Southern California	1956
Doug Atkins, Tennessee#	1952
Bob Babich, Miami (Ohio)	1968
†Everett Bacon, Wesleyan (Conn.)	1912
†Reds Bagnell, Pennsylvania	1950
Johnny Bailey, Tex. A&M Kingsville (\$)	1989
†Hobey Baker, Princeton	1913
†John Baker, Southern California	1931
†Moon Baker, Northwestern	1926
Terry Baker, Oregon St.	1962
†Harold Ballin, Princeton	1914
†Bill Banker, Tulane	1929
Vince Banonis, Detroit	1941
†Stan Barnes, California	1921
†Charles Barrett, Cornell	1915
†Bert Baston, Minnesota	1916
†Cliff Battles, West Va. Wesleyan#	1931
Sammy Baugh, TCU#	1936
Maxie Baughan, Georgia Tech	1959
†James Bausch, Wichita St./Kansas	1930
Ron Beagle, Navy	1955
Terry Beasley, Auburn	1971
Gary Beban, UCLA	1967
Hub Bechtol, Texas Tech/Texas	1946
Ray Beck, Georgia Tech	1951
†John Beckett, Oregon	1916
Chuck Bednarik, Pennsylvania#	1948
Forrest Behm, Nebraska	1940
Bobby Bell, Minnesota#	1962
†Ricky Bell, Southern California	1976
Joe Bellino, Navy	1960
†Marty Below, Wisconsin	1923
†Al Benbrook, Michigan	1910
Jeff Bentrink, North Dakota St. (\$)	1986
†Charlie Berry, Lafayette	1924
Angelo Bertelli, Notre Dame	1943
†Jay Berwanger, Chicago	1935
†Lawrence Bettencourt, St. Mary's (Cal.)	1927
Fred Biletnikoff, Florida St.#	1964
Doc Blanchard, Army	1946

Player, College	Year
Tony Blazine, Ill. Wesleyan (\$)	1934
†Al Blozis, Georgetown	1941
Ed Bock, Iowa St.	1938
†Lynn Bomar, Vanderbilt	1924
†Douglas Bomeisler, Yale	1912
†Albie Booth, Yale	1931
George Bork, Northern Ill. (\$)	1963
†Fred Borries, Navy	1934
Bruce Bosley, West Virginia	1955
Don Bosseler, Miami (Fla.)	1956
†Vic Bottari, California	1938
Murry Bowden, Dartmouth	1970
†Ben Boynton, Williams	1920
Terry Bradshaw, Louisiana Tech# (\$)	1969
†Charles Brewer, Harvard	1895
†Johnny Bright, Drake	1951
John Brodie, Stanford	1956
†George Brooke, Swarthmore/Pennsylvania	1895
Al Brosky, Illinois	1952
Bob Brown, Nebraska#	1963
George Brown, Navy/San Diego St.	1947
†Gordon Brown, Yale	1900
Jim Brown, Syracuse#	1956
†John Brown Jr., Navy	1913
†Johnny Mack Brown, Alabama	1925
†Tay Brown, Southern California	1932
Tom Brown, Minnesota	1960
Ross Browner, Notre Dame	1977
Tel Bruner, Centre (\$)	1985
†Buck Buchanan, Grambling# (\$)	1962
Brad Budde, Southern California	1979
†Paul Bunker, Army	1902
Chris Burford, Stanford	1959
Kurt Burris, Oklahoma	1954
Ron Burton, Northwestern	1959
Dick Butkus, Illinois#	1964
†Robert Butler, Wisconsin	1913
Kevin Butler, Georgia	1984
†George Cafego, Tennessee	1939
†Red Cagle, La-Lafayette/Army	1929
†John Cain, Alabama	1932
Brad Calip, East Central (\$)	1984
Ed Cameron, Wash. & Lee	1924
†David Campbell, Harvard	1901
Earl Campbell, Texas#	1977
†Jack Cannon, Notre Dame	1929
John Cappelletti, Penn St.	1973
†Frank Carideo, Notre Dame	1930
†Charles Carney, Illinois	1921
J.C. Caroline, Illinois	1954
Bill Carpenter, Army	1959
†Hunter Carpenter, Virginia Tech/North Carolina	1905
Charles Carroll, Washington	1928
Harry Carson, South Carolina St. (\$)	1975
Anthony Carter, Michigan	1982
Tommy Casanova, LSU	1971
†Edward Casey, Harvard	1919
Rod Cason, Angelo St. (\$)	1971
Howard Cassidy, Ohio St.	1955
†Guy Chamberlin, Neb. Wesleyan/Nebraska#	1915
Sam Chapman, California	1937
Bob Chappuis, Michigan	1947
†Paul Christian, Missouri	1940
Joe Cichy, North Dakota St. (\$)	1970
†Dutch Clark, Colorado Col.#	1929
Paul Cleary, Southern California	1947
†Zora Clevenger, Indiana	1903
Jack Cloud, William & Mary	1949
†Gary Cochran, Princeton	1897
†Josh Cody, Vanderbilt	1919
Don Coleman, Michigan St.	1951
†Charlie Conerly, Mississippi	1947
†George Connor, Holy Cross/Notre Dame#	1947
Bill Cooper, Muskingum (\$)	1960
†William Corbin, Yale	1888
William Corbus, Stanford	1933
Jimbo Covert, Pittsburgh	1983
†Hector Cowan, Princeton	1889
†Edward Coy, Yale	1909
Brad Crawford, Franklin (\$)	1977
†Fred Crawford, Duke	1933
John David Crow, Texas A&M	1957
†Jim Crowley, Notre Dame	1924

Player, College	Year
Larry Csonka, Syracuse#	1967
Slade Cutter, Navy	1934
†Ziggie Czarobski, Notre Dame	1947
Carroll Dale, Virginia Tech	1959
†Gerald Dalrymple, Tulane	1931
†John Dalton, Navy	1911
†Charles Daly, Harvard/Army	1902
Averell Daniell, Pittsburgh	1936
†James Daniell, Ohio St.	1941
†Tom Davies, Pittsburgh	1921
†Ernie Davis, Syracuse	1961
Glenn Davis, Army	1946
Robert Davis, Georgia Tech	1947
Pete Dawkins, Army	1958
Tom Deery, Widener (\$)	1981
†Joe Delaney, Northwestern St. (\$)	1980
Steve DeLong, Tennessee	1964
Vern Den Herder, Central (Iowa) (\$)	1970
Al DeRogatis, Duke	1948
†Paul Desjardien, Chicago	1914
†Aubrey Devine, Iowa	1921
†John DeWitt, Princeton	1903
Buddy Dial, Rice	1958
Chuck Dicus, Arkansas	1970
Don Dierdorf, Michigan#	1970
Mike Ditka, Pittsburgh#	1960
†Glenn Dobbs, Tulsa	1942
†Bobby Dodd, Tennessee	1930
Holland Donan, Princeton	1950
†Joseph Donchess, Pittsburgh	1929
Tony Dorsett, Pittsburgh#	1976
†Nathan Dougherty, Tennessee	1909
Bob Dove, Notre Dame	1942
Nick Drahos, Cornell	1940
†Paddy Driscoll, Northwestern#	1916
†Morley Drury, Southern California	1927
Fred Dryer, San Diego St. (\$)	1968
Joe Dudek, Plymouth St. (\$)	1985
Dick Duden, Navy	1945
Bill Dudley, Virginia#	1941
Randy Duncan, Iowa	1958
Kenny Easley, UCLA	1980
†Walter Eckersall, Chicago	1906
†Turk Edwards, Washington St.#	1931
†William Edwards, Princeton	1899
†Ray Eichenlaub, Notre Dame	1914
Steve Eisenhauer, Navy	1953
Lawrence Elkins, Baylor	1964
Bump Elliott, Michigan/Purdue	1947
Pete Elliott, Michigan	1948
Dave Elmdendorf, Texas A&M	1970
John Elway, Stanford#	1982
Ray Evans, Kansas	1947
†Albert Exendine, Carlisle	1907
†Nello Falaschi, Santa Clara	1936
†Tom Fears, Santa Clara/UCLA#	1947
†Beattie Feathers, Tennessee	1933
Bob Fenimore, Oklahoma St.	1946
†Doc Fenton, LSU	1909
Bob Ferguson, Ohio St.	1961
John Ferraro, Southern California	1947
†Wes Fesler, Ohio St.	1930
†Bill Fincher, Davidson/Georgia Tech	1920
Bill Fischer, Notre Dame	1948
†Hamilton Fish, Harvard	1909
†Robert Fisher, Harvard	1911
†Allen Flowers, Davidson/Georgia Tech	1920
Charlie Flowers, Mississippi	1959
George Floyd, Eastern Ky. (\$)	1981
†Danny Fortmann, Colgate#	1935
Bill Fralic, Pittsburgh	1984
†Sam Francis, Nebraska	1936
George "Sonny" Franck, Minnesota	1940
†Ed Franco, Fordham	1937
†Clint Frank, Yale	1937
Rodney Franz, California	1949
Tucker Frederickson, Auburn	1964
†Benny Friedman, Michigan	1926
Roman Gabriel, North Carolina St.	1961
Bob Gain, Kentucky	1950
†Arnold Galiffa, Army	1949
Willie Galimore, Florida A&M (\$)	1956

Player, College	Year	Player, College	Year	Player, College	Year
Hugh Gallarneau, Stanford	1940	† Bill Hollenback, Pennsylvania	1908	† James Leech, VMI	1920
Kenny Gamble, Colgate (\$)	1987	Mike Holovak, Boston College	1942	† Darrell Lester, TCU	1935
† Edgar Garbisch, Wash. & Jeff./Army	1924	Pierce Holt, Angelo St. (\$)	1987	Jerry LeVias, Southern Methodist	1968
Mike Garrett, Southern California	1965	E.J. Holub, Texas Tech	1960	D.D. Lewis, Mississippi St.	1968
† Charles Gelbert, Pennsylvania	1896	Paul Hornung, Notre Dame#	1956	Bob Lilly, TCU#	1960
† Forest Geyer, Oklahoma	1915	† Edwin Horrell, California	1924	† Augie Lio, Georgetown	1940
Jake Gibbs, Mississippi	1960	† Les Horvath, Ohio St.	1944	Floyd Little, Syracuse	1966
† Paul Giel, Minnesota	1953	† Arthur Howe, Yale	1911	Gordie Lockbaum, Holy Cross (\$)	1987
Frank Gifford, Southern California#	1951	† Dixie Howell, Alabama	1934	† Gordon Locke, Iowa	1922
Chris Gilbert, Texas	1968	† Cal Hubbard, Geneva/Centenary (La.)#	1926	Neil Lomax, Portland St. (\$)	1980
† Walter Gilbert, Auburn	1936	† John Hubbard, Amherst	1906	Chuck Long, Iowa	1985
Harry Gilmer, Alabama	1947	† Pooley Hubert, Alabama	1925	Mel Long, Toledo	1971
† George Gipp, Notre Dame	1920	Sam Huff, West Virginia#	1955	† Frank Loria, Virginia Tech	1967
† Chet Gladchuk, Boston College	1940	Weldon Humble, La.-Lafayette/Rice	1946	Ronnie Lott, Southern California	1980
Bill Glass, Baylor	1956	Ricky Hunley, Arizona	1983	† Don Lourie, Princeton	1921
Rich Glover, Nebraska	1972	† Joel Hunt, Texas A&M	1927	Richie Lucas, Penn St.	1959
Marshall Goldberg, Pittsburgh	1938	† Ellery Huntington, Colgate	1913	† Sid Luckman, Columbia#	1938
Gene Goodreault, Boston College	1940	† Don Hutson, Alabama#	1934	Johnny Lujack, Notre Dame	1947
† Walter Gordon, California	1918	Cosmo Iacavazzi, Princeton	1964	† Pug Lund, Minnesota	1934
† Paul Governali, Columbia	1942	† Jonas Ingram, Navy	1906	Jim Lynch, Notre Dame	1966
Jim Grabowski, Illinois	1965	† Cecil Isbell, Purdue	1937	Ken MacAfee, Notre Dame	1977
Randy Gradishar, Ohio St.	1973	† Harvey Jablonsky, Army/Washington-St. Louis	1933	† Robert MacLeod, Dartmouth	1938
† Otto Graham, Northwestern#	1943	Bo Jackson, Auburn	1985	† Bart Macomber, Illinois	1916
† Red Grange, Illinois#	1925	Keith Jackson, Oklahoma	1987	Dicky Maegle, Rice	1954
† Bobby Grayson, Stanford	1935	† Vic Janowicz, Ohio St.	1951	† Ned Mahon, Harvard	1915
Charlie Green, Wittenberg (\$)	1964	John Jefferson, Arizona St.	1977	Johnny Majors, Tennessee	1956
Hugh Green, Pittsburgh	1980	† Darold Jenkins, Missouri	1941	† William Mallory, Yale	1923
† Jack Green, Tulane/Army	1945	† Jackie Jensen, California	1948	Vaughn Mancha, Alabama	1947
Tim Green, Syracuse	1985	† Herbert Joesting, Minnesota	1927	† Gerald Mann, Southern Methodist	1927
Joe Greene, North Texas#	1968	Billy Johnson, Widener (\$)	1972	Archie Manning, Mississippi	1970
Bob Griese, Purdue#	1966	Bob Johnson, Tennessee	1967	Edgar Manske, Northwestern	1933
Archie Griffin, Ohio St.	1975	Gary Johnson, Grambling (\$)	1974	Ed Marino, Cornell	1971
William Grinnell, Tufts (\$)	1934	† Jimmie Johnson, Carlisle/Northwestern	1905	Dan Marino, Pittsburgh	1982
Jerry Groom, Notre Dame	1950	Ron Johnson, Michigan	1968	† Vic Markov, Washington	1937
Ralph Guglielmi, Notre Dame	1954	Brent Jones, Santa Clara (\$)	1985	† Bobby Marshall, Minnesota	1906
† Merle Gulick, Toledo/Hobart	1929	† Calvin Jones, Iowa	1955	Jim Martin, Notre Dame	1949
† Joe Guyon, Carlisle/Georgia Tech#	1918	† Gomer Jones, Ohio St.	1935	Ollie Matson, San Francisco#	1951
John Hadl, Kansas	1961	Stan Jones, Maryland#	1953	Ray Matthews, TCU	1927
† Edwin Hale, Mississippi Col.	1921	Lee Roy Jordan, Alabama	1962	† John Maulbetsch, Adrian/Michigan	1916
L. Parker Hall, Mississippi	1938	† Frank Juhan, Sewanee	1910	† Pete Mauthe, Penn St.	1912
Jack Ham, Penn St.#	1970	† Charlie Justice, North Carolina	1949	† Robert Maxwell, Chicago/Swarthmore	1905
Bob Hamilton, Stanford	1935	† Mort Kaer, Southern California	1926	George McAfee, Duke#	1939
† Tom Hamilton, Navy	1926	Alex Karras, Iowa	1957	Napoleon McCallum, Navy	1985
John Hannah, Alabama#	1972	Ken Kavanaugh, LSU	1939	Don McCauley, North Carolina	1970
† Vic Hanson, Syracuse	1926	† Edgar Kaw, Cornell	1922	† Thomas McClung, Yale	1891
† Pat Harder, Wisconsin	1942	Dick Kazmaier, Princeton	1951	Bill McColl, Stanford	1951
† Tack Hardwick, Harvard	1914	† Stan Keck, Princeton	1921	† Jim McCormick, Princeton	1907
† T. Truxton Hare, Pennsylvania	1900	Larry Kelley, Yale	1936	Tommy McDonald, Oklahoma#	1956
† Chick Harley, Ohio St.	1919	† Wild Bill Kelly, Montana	1926	† Jack McDowell, North Carolina St.	1927
† Tom Harmon, Michigan	1940	Doug Kenna, Army	1944	Hugh McElhenny, Washington#	1951
† Howard Harpster, Carnegie Mellon	1928	† George Kerr, Boston College	1940	† Gene McEver, Tennessee	1931
† Edward Hart, Princeton	1911	† Henry Ketcham, Yale	1913	† John McEwan, Army	1916
† Leon Hart, Notre Dame	1949	Leroy Keyes, Purdue	1968	Banks McFadden, Clemson	1939
Bill Hartman, Georgia	1937	† Glenn Killinger, Penn St.	1921	Bud McFadin, Texas	1950
Jim Haslett, Indiana (Pa.) (\$)	1978	Billy Kilmer, UCLA	1960	Mike McGee, Duke	1959
Frank Hawkins, Nevada (\$)	1980	† John Kilpatrick, Yale	1910	† Edward McGinley, Pennsylvania	1924
Michael Haynes, Arizona St.#	1975	John Kimbrough, Texas A&M	1940	† John McGovern, Minnesota	1910
† Homer Hazel, Rutgers	1924	† Frank Kinard, Mississippi#	1937	Thurman McGraw, Colorado St.	1949
† Matt Hazelton, California	1954	Terry Kinard, Clemson	1982	Tyrone McGriff, Florida A&M (\$)	1979
† Ed Healey, Holy Cross/Dartmouth#	1919	Steve Kiner, Tennessee	1969	† Mike McKeever, Southern California	1960
† Pudge Heffelfinger, Yale	1891	† Phillip King, Princeton	1893	Reggie McKenzie, Michigan	1971
† Mel Hein, Washington St.#	1930	† Nile Kinnick, Iowa	1939	† George McLaren, Pittsburgh	1918
† Don Heinrich, Washington	1952	† Harry Kipke, Michigan	1923	Jim McMahan, Brigham Young	1981
Ted Hendricks, Miami (Fla.)#	1968	† John Kitzmiller, Oregon	1930	† Dan McMillan, Southern California/California	1921
† Wilbur Henry, Wash. & Jeff.#	1919	† Barton Koch, Baylor	1930	† Bo McMillin, Centre	1921
† Clarence Herschberger, Chicago	1898	† Walt Koppisch, Columbia	1924	† Bob McWhorter, Georgia	1913
† Robert Herwig, California	1937	Ron Kramer, Michigan	1956	† Roy Mercer, Pennsylvania	1912
† Willie Heston, San Jose St./Michigan	1904	Alex Kroll, Yale/Rutgers	1961	Don Meredith, Southern Methodist	1959
† Herman Hickman, Tennessee	1931	Charlie Krueger, Texas A&M	1957	Frank Merritt, Army	1943
† William Hickok, Yale	1894	Malcolm Kutner, Texas	1941	† Bert Metzger, Notre Dame	1930
John Hicks, Ohio St.	1973	Ted Kwalick, Penn St.	1968	† Wayne Meylan, Nebraska	1967
† Dan Hill, Duke	1938	† Steve Lach, Duke	1941	Lou Michaels, Kentucky	1957
† Art Hillebrand, Princeton	1899	† Myles Lane, Dartmouth	1927	John Michels, Tennessee	1952
† Frank Hinkey, Yale	1894	Willie Lanier, Morgan St.# (\$)	1966	Abe Mickal, LSU	1935
† Carl Hinkle, Vanderbilt	1937	Johnny Latner, Notre Dame	1953	† Creighton Miller, Notre Dame	1943
† Clarke Hinkle, Bucknell#	1931	Hank Lauricella, Tennessee	1951	† Don Miller, Notre Dame	1924
Elroy Hirsch, Wisconsin/Michigan#	1943	† Lester Lautenschlaeger, Tulane	1925	† Eugene Miller, Penn St.	1913
† James Hitchcock, Auburn	1932	† Elmer Layden, Notre Dame	1924	† Fred Miller, Notre Dame	1928
Terry Hoage, Georgia	1983	† Bobby Layne, Texas#	1947	† Rip Miller, Notre Dame	1924
† Frank Hoffmann, Notre Dame	1931	† Langdon Lea, Princeton	1895	† Wayne Millner, Notre Dame#	1935
† James J. Hogan, Yale	1904	Eddie LeBaron, Pacific	1949	† Century Milstead, Wabash/Yale	1923
† Brud Holland, Cornell	1938	Jim LeClair, North Dakota (\$)	1971	† John Minds, Pennsylvania	1897
† Don Holleder, Army	1955				

Player, College	Year
Skip Minisi, Pennsylvania/Navv	1947
Dick Modzelewski, Maryland	1952
† Alex Moffat, Princeton	1883
† Ed Malinski, Tennessee	1940
Cliff Montgomery, Columbia	1933
Wilbert Montgomery, Abilene Christian (\$)	1976
Donn Moomaw, UCLA	1952
† William Morley, Columbia	1901
George Morris, Georgia Tech	1952
Larry Morris, Georgia Tech	1954
† Bill Morton, Dartmouth	1931
Craig Morton, California	1964
† Monk Moscrip, Stanford	1935
† Brick Muller, California	1922
Johnny Musso, Alabama	1971
† Bronko Nagurski, Minnesota#	1929
Billy Neighbors, Alabama	1929
† Ernie Nevers, Stanford#	1925
† Marshall Newell, Harvard	1893
Harry Newman, Michigan	1932
Ozzie Newsome, Alabama#	1977
Gifford Nielsen, Brigham Young	1977
Dwayne Nix, Tex. A&M-Kingsville (\$)	1968
Tommy Nobis, Texas	1965
Leo Nomellini, Minnesota#	1949
† Andrew Oberlander, Dartmouth	1925
† Davey O'Brien, TCU	1938
Ken O'Brien, UC Davis (\$)	1982
† Pat O'Dea, Wisconsin	1899
Bob Odell, Pennsylvania	1943
† Jack O'Hearn, Cornell	1914
Robin Olds, Army	1942
† Elmer Oliphant, Army/Purdue	1917
Merlin Olsen, Utah St.#	1961
Dennis Onkotz, Penn St.	1969
† Bennie Oosterbaan, Michigan	1927
Charles O'Rourke, Boston College	1940
† John Orsi, Colgate	1931
† Win Osgood, Cornell/Pennsylvania	1894
Bill Osmanski, Holy Cross	1938
† John Outland, Kansas/Pennsylvania	1899
† George Owen, Harvard	1922
Jim Owens, Oklahoma	1949
Steve Owens, Oklahoma	1969
Alan Page, Notre Dame#	1966
Joe Palumbo, Virginia	1951
Jack Pardee, Texas A&M	1956
Babe Parilli, Kentucky	1951
Ace Parker, Duke#	1936
Jackie Parker, Mississippi St.	1953
Jim Parker, Ohio St.#	1956
† Walter Payton, Jackson St.# (\$)	1974
† Vince Pazzetti, Wesleyan/Lehigh	1912
Chub Peabody, Harvard	1941
† Robert Peck, Pittsburgh	1916
Bob Pellegrini, Maryland	1955
† Stan Pennock, Harvard	1914
George Pfann, Cornell	1923
† H.D. Phillips, Sewanee	1905
Loyd Phillips, Arkansas	1966
Pete Pihos, Indiana#	1946
† Erny Pinckert, Southern California	1931
† John Pingel, Michigan St.	1938
Jim Plunkett, Stanford	1970
† Arthur Poe, Princeton	1899
† Fritz Pollard, Brown	1916
George Poole, Mississippi/North Carolina/Army	1948
Marvin Powell, Southern California	1976
Merv Pregulman, Michigan	1943
† Eddie Price, Tulane	1949
Ron Pritchard, Arizona St.	1968
Greg Pruitt, Oklahoma	1972
Larry Pugh, Westminster (Pa.) (\$)	1964
† Peter Pund, Georgia Tech	1928
Garrard Ramsey, William & Mary	1942
John Rauch, Georgia	1948
Gary Reasons, Northwestern St. (\$)	1983
Bill Redell, Occidental (\$)	1963
Rick Redman, Washington	1964
† Claude Reeds, Oklahoma	1913
Mike Reid, Penn St.	1969

Player, College	Year
Steve Reid, Northwestern	1936
† William Reid, Harvard	1899
Bob Reifsnyder, Navy	1958
Mel Renfro, Oregon#	1963
† Pug Rentner, Northwestern	1932
Scott Reppert, Lawrence (\$)	1982
Glenn Ressler, Penn St.	1969
† Bob Reynolds, Stanford	1935
† Bobby Reynolds, Nebraska	1952
Randy Rhino, Georgia Tech	1974
Jerry Rhome, Southern Methodist/Tulsa	1964
Willie Richardson, Jackson St. (\$)	1962
Les Richter, California	1951
Pat Richter, Wisconsin	1962
† Jack Riley, Northwestern	1931
Dave Rimington, Nebraska	1982
† Charles Rinehart, Lafayette	1897
Jim Ritcher, North Carolina St.	1979
Richard Ritchie, Tex. A&M-Kingsville (\$)	1976
Calvin Roberts, Gust. Adolphus (\$)	1952
J.D. Roberts, Oklahoma	1953
† Paul Robeson, Rutgers	1918
Dave Robinson, Penn St.	1962
Jerry Robinson, UCLA	1978
† Ira Rodgers, West Virginia	1919
Johnny Rodgers, Nebraska	1972
† Edward Rogers, Carlisle/Minnesota	1903
George Rogers, South Carolina	1980
Johnny Roland, Missouri	1965
Joe Romig, Colorado	1961
† Aaron Rosenberg, Southern California	1933
† Kyle Rote, Southern Methodist	1950
† Joe Routt, Texas A&M	1937
† Red Salmon, Notre Dame	1903
Barry Sanders, Oklahoma St.#	1988
Alex Sarkisian, Northwestern	1948
† George Sauer, Nebraska	1933
George Savitsky, Pennsylvania	1947
James Saxton, Texas	1961
Gale Sayers, Kansas#	1964
Jack Scarbath, Maryland	1952
† Hunter Scarlett, Pennsylvania	1908
Bob Schloredt, Washington	1960
Joe Schmidt, Pittsburgh#	1952
† Wear Schoonover, Arkansas	1929
† Dave Schreiner, Wisconsin	1942
† Germany Schultz, Michigan	1908
† Duich Schwab, Lafayette	1922
† Marchy Schwartz, Notre Dame	1931
† Paul Schwegler, Washington	1931
Clyde Scott, Navy/Arkansas	1948
Freddie Scott, Amherst (\$)	1973
Richard Scott, Navy	1947
Tom Scott, Virginia	1952
† Henry Seibels, Sewanee	1900
Ron Sellers, Florida St.	1968
Lee Roy Selmon, Oklahoma#	1975
Harley Sewell, Texas	1952
† Bill Shakespeare, Notre Dame	1935
Donnie Shell, South Carolina St. (\$)	1973
† Murray Shelton, Cornell	1915
† Tom Shevlin, Yale	1905
† Bernie Shively, Illinois	1926
† Monk Simons, Tulane	1934
O.J. Simpson, Southern California#	1968
Billy Sims, Oklahoma	1979
Mike Singletery, Baylor#	1980
Fred Sington, Alabama	1930
† Frank Sinkwich, Georgia	1942
Jerry Sisemore, Texas	1972
† Emil Sitko, Notre Dame	1949
† Joe Skladany, Pittsburgh	1933
† Duke Slater, Iowa	1921
Billy Ray Smith, Arkansas	1982
† Bruce Smith, Minnesota	1941
Bubba Smith, Michigan St.	1966
† Clipper Smith, Notre Dame	1927
† Ernie Smith, Southern California	1932
Harry Smith, Southern California	1939
Jim Ray Smith, Baylor	1954
Riley Smith, Alabama	1935

Player, College	Year
† Vernon Smith, Georgia	1931
† Neil Snow, Michigan	1901
Gary Spani, Kansas St.	1977
Al Sparlis, UCLA	1945
† Clarence Spears, Knox/Dartmouth	1915
† W.D. Spears, Vanderbilt	1927
† William Sprackling, Brown	1911
† Bud Sprague, Army/Texas	1928
Steve Spurrier, Florida	1966
Harrison Stafford, Texas	1932
† Amos Alonzo Stagg, Yale	1889
Bill Stanfill, Georgia	1968
† Max Starceovich, Washington	1936
Roger Staubach, Navy#	1964
† Walter Steffen, Chicago	1908
Joe Steffy, Tennessee/Army	1947
† Herbert Stein, Pittsburgh	1921
Bob Steuber, DePauw/Missouri	1943
† Mal Stevens, Washburn/Yale	1923
Ben Stevenson, Tuskegee (\$)	1930
† Vincent Stevenson, Pennsylvania	1905
Jim Stillwagon, Ohio St.	1970
† Pete Stinchcomb, Ohio St.	1920
Brock Strom, Air Force	1958
† Ken Strong, New York U.#	1928
† George Strupper, Georgia Tech	1917
† Harry Stuhldreher, Notre Dame	1924
† Herb Sturhahn, Yale	1926
† Joe Strydhar, West Virginia#	1935
† Bob Suffridge, Tennessee	1940
† Steve Suhey, Penn St.	1947
Pat Sullivan, Auburn	1971
† Frank Sundstrom, Cornell	1923
Lynn Swann, Southern California#	1973
† Clarence Swanson, Nebraska	1921
† Bill Swiacki, Holy Cross/Columbia	1947
Jim Swink, TCU	1956
† Eddie Talboom, Wyoming	1950
George Taliaferro, Indiana	1948
Fran Tarkenton, Georgia#	1960
John Tavener, Indiana	1944
Bruce Taylor, Boston U. (\$)	1969
† Chuck Taylor, Stanford	1942
Joe Theisemann, Notre Dame	1970
Aurelius Thomas, Ohio St.	1957
† Joe Thompson, Geneva/Pittsburgh	1906
Lynn Thomsen, Augustana (Ill.)\$	1986
† Samuel Thorne, Yale	1895
† Jim Thorpe, Carlisle#	1912
† Ben Ticknor, Harvard	1930
† John Tigert, Vanderbilt	1903
Gaynell Tinsley, LSU	1936
Eric Tipton, Duke	1938
† Clayton Tonnemaker, Minnesota	1949
† Bob Torrey, Pennsylvania	1905
Randy Trautman, Boise St. (\$)	1981
† Brick Travis, Tarkio/Missouri	1920
Charley Trippi, Georgia#	1946
† Edward Tryon, Colgate	1925
Jerry Tubbs, Oklahoma	1956
Bulldog Turner, Hardin-Simmons#	1939
Howard Twilley, Tulsa	1965
† Joe Uday, Texas A&M	1907
† Norm Van Brocklin, Oregon#	1948
Brad Van Pelt, Michigan St.	1972
† Dale Van Sickle, Florida	1929
† H. Van Surdam, Wesleyan (Conn.)	1905
† Dexter Very, Penn St.	1912
† Billy Vessels, Oklahoma	1952
† Ernie Vick, Michigan	1921
† Hube Wagner, Pittsburgh	1913
† Doak Walker, Southern Methodist#	1949
Herschel Walker, Georgia	1982
† Bill Wallace, Rice	1935
† Adam Walsh, Notre Dame	1924
† Cotton Warburton, Southern California	1934
Bob Ward, Maryland	1951
† William Warner, Cornell	1902
† Kenny Washington, UCLA	1939
† Jim Weatherall, Oklahoma	1951
George Webster, Michigan St.	1966
Herman Wedemeyer, St. Mary's (Cal.)	1947
† Harold Weekes, Columbia	1902

AWARD WINNERS

Player, College	Year	Coach	Year	Coach	Year
Roger Wehrli, Missouri	1968	†Charlie Caldwell	1961	†George Munger	1976
Art Weiner, North Carolina	1949	†Walter Camp	1951	†Clarence "Biggie" Munn	1959
†Ed Weir, Nebraska	1925	†Len Casanova	1977	†Bill Murray	1974
†Gus Welch, Carlisle	1914	Marino Casem (\$)	2003	†Frank Murray	1974
†John Weller, Princeton	1935	†Frank Cavanaugh	1954	†Ed "Hook" Mylin	1974
†Percy Wendell, Harvard	1912	Jerry Claiborne	1999	†Earle "Greasy" Neale #	1967
†Belford West, Colgate	1919	†Dick Colman	1990	†Jesse Neely	1971
†Bob Westfall, Michigan	1941	Don Coryell (\$)	1999	†David Nelson	1987
†Babe Weyand, Army	1915	Carmen Cozza	2002	†Robert Neyland	1956
†Buck Wharton, Pennsylvania	1896	†Fritz Crisler	1954	Billy Nicks (\$)	1999
†Arthur Wheeler, Princeton	1894	†Duffy Daugherty	1984	†Homer Norton	1971
†Byron White, Colorado	1937	†Bob Devaney	1981	†Frank "Buck" O'Neill	1951
Charles White, Southern California	1979	†Dan Devine	1985	Tom Osborne	1998
Danny White, Arizona St.	1973	Doug Diekey	2003	†Bennie Owen	1951
Ed White, California	1968	†Gil Dobie	1951	Ara Parseghian	1980
Randy White, Maryland#	1974	†Bobby Dodd	1993	†Doyt Perry	1988
Reggie White, Tennessee	1983	†Michael Donahue	1951	†Jimmy Phelan	1973
†Don Whitmire, Navy/Alabama	1944	Terry Donahue	2000	†Tommy Prothro	1991
†Frank Wickhorst, Navy	1926	Vince Dooley	1994	John Ralston	1992
Ed Widseth, Minnesota	1936	†Gus Dorais	1954	Harold "Tubby" Raymond (\$)	2003
†Dick Wildung, Minnesota	1942	†Bill Edwards	1986	Bob Reade (\$)	1998
Bob Williams, Notre Dame	1950	†Rip Egle	1973	†E.N. Robinson	1955
Doug Williams, Grambling (\$)	1977	Forest Evashevski	2000	Eddie Robinson (\$)	1997
Froggie Williams, Rice	1949	†Don Faurot	1961	†Knut Rockne	1951
Bill Willis, Ohio St.#	1944	Hayden Fry	2003	†Dick Romney	1954
Bobby Wilson, Southern Methodist	1935	Joseph Fusco (\$)	2001	†Bill Roper	1951
†George Wilson, Washington	1925	†Jake Gaiher	1975	Darrell Royal	1983
†Harry Wilson, Army/Penn St.	1927	†Sid Gillman#	1989	Adolph Rutschman (\$)	1998
Marc Wilson, Brigham Young	1979	†Ernest Godfrey	1972	†Henry "Red" Sanders	1996
Mike Wilson, Lafayette	1928	Ray Graves	1990	†George Sanford	1971
Kellen Winslow, Missouri	1978	†Andy Gustafson	1985	Glenn "Bo" Schembechler	1993
Albert Wistert, Michigan	1942	†Edward Hall	1951	Ron Schipper (\$)	2000
Alvin Wistert, Boston U./Michigan	1949	†Jack Hardin	1980	†Francis Schmidt	1971
†Whitey Wistert, Michigan	1933	†Richard Harlow	1954	†Ben Schwartzwalder	1982
†Alex Wojciechowicz, Fordham#	1937	†Harvey Harman	1981	†Clark Shaughnessy	1968
†Barry Wood, Harvard	1931	†Jesse Harper	1971	†Buck Shaw	1972
†Andy Wyant, Bucknell/Chicago	1894	†Percy Haughton	1951	Edgar Sherman (\$)	1996
†Bowden Wyatt, Tennessee	1938	†Woody Hayes	1983	†Andy Smith	1951
†Clint Wyckoff, Cornell	1895	†John W. Heisman	1954	†Carl Snavely	1965
†Tommy Yarr, Notre Dame	1931	†Robert Higgins	1954	Jim Sochor (\$)	1999
Ron Yary, Southern California#	1967	†Paul Hoernemann (\$)	1997	†Amos Alonzo Stagg	1951
†Lloyd Yoder, Carnegie Mellon	1926	†Babe Hollingberry	1979	†Gil Steinke (\$)	1996
†Buddy Young, Illinois	1946	†Frank Howard	1989	†Jock Sutherland	1951
†Harry Young, Wash. & Lee	1916	Marcelino Huerta (\$)	2002	Barry Switzer	2001
Steve Young, Brigham Young	1983	†Bill Ingram	1973	†Jim Tatum	1984
†Waddy Young, Oklahoma	1938	Don James	1997	Grant Teaff	2001
Jack Youngblood, Florida#	1970	†Morley Jennings	1973	†Frank Thomas	1951
Jim Youngblood, Tennessee Tech (\$)	1972	†Biff Jones	1954	†Lee Tressel (\$)	1996
Paul Younger, Grambling (\$)	1948	†Howard Jones	1951	†Thad "Pie" Vann	1987
Gust Zarnas, Ohio St.	1937	†Tad Jones	1958	Johnny Vaught	1979
		†Lloyd Jordan	1978	†Wallace Wade	1955
		†Ralph "Shug" Jordan	1982	†Lynn "Pappy" Waldorf	1966
		†Andy Kerr	1951	†Glenn "Pop" Warner	1951
		Roy Kidd (\$)	2003	Frank "Muddy" Waters (\$)	2000
		Chuck Klausing (\$)	1998	†E.E. "Tad" Wieman	1956
		Frank Kush	1995	†John Wilce	1954
		†Frank Leahy	1970	†Bud Wilkinson	1969
		†George Little	1955	†Henry Williams	1951
		†Lou Little	1960	†George Woodruff	1963
		†Slip Madigan	1974	†Warren Woodson	1989
		Fred Martinelli (\$)	2002	†Bowden Wyatt	1997
		Dave Maurer	1991	Bill Yeoman	2001
		†Charlie McClendon	1986	†Fielding "Hurry Up" Yost	1951
		Herb McCracken	1973	Jim Young	1999
		†Dan McGugin	1951	†Bob Zuppké	1951
		†John McKay	1988	†Deceased	
		Allyn McKeen	1991		
		†Tuss McLaughry	1962		
		†John Merritt	1994		
		†Dutch Meyer	1956		
		†Jack Mollenkopf	1988		
		†Bernie Moore	1954		
		†Scrappy Moore	1980		
		†Ray Morrison	1954		
		Darrell Mudra (\$)	2000		
		†Arnett "Ace" Mumford (\$)	2001		

COACHES

Coach	Year
†Joe Aillet	1989
†Bill Alexander	1951
†Eddie Anderson	1971
†Ike Armstrong	1957
Chris Ault (\$)	2002
†Charlie Bachman	1978
Earl Banks	1992
†Harry Baujan	1990
†Matty Bell	1955
†Hugo Bezdek	1954
†Dana X. Bible	1951
†Bernie Bierman	1955
†Bob Blackman	1987
†Earl "Red" Blaik	1964
Frank Broyles	1983
Earle Bruce	2002
†Paul "Bear" Bryant	1986
Harold Burry (\$)	1996
Jim Butterfield (\$)	1997
†Wally Butts	1997

DIVISION II NATIONAL HALL OF FAME (at Florence, Alabama)

1999

Johnny Bailey, Tex. A&M-Kingsville, RB
Jeff Bentrin, North Dakota St., QB
Walter Payton, Jackson St., RB

2000

Harry Carson, South Carolina St., LB
Pierce Holt, Angelo St., DL
John Stallworth, Alabama A&M, WR

First-Team All-Americans Below Division I-A

2003 Selectors (and division[s]): American Football Coaches Association (I-AA, II, III); Associated Press (I-AA, II, III); Football Gazette (I-AA, II, III); The Sports Network (I-AA); CSTV (I-AA); Daktronics (II); D2 Football.com (II); College Sports Information Directors (formerly Hewlett-Packard) (III); D3 Football.com (III).

Selection of Associated Press Little All-America Teams began in 1934. Early AP selectors were not bound by NCAA membership classifications; therefore, several current Division I-A teams are included in this list.

The American Football Coaches Association began selecting all-America teams below Division I-A in 1967 for two College Division classifications. Its College Division I team included NCAA Division II and National Association of Intercollegiate Athletics (NAIA) Division I players. The AFCA College Division II team included NCAA Division III and NAIA Division II players. The AFCA renamed the College Division I team to Division II, and the College Division II team to Division III, in 1996; players at NAIA institutions are no longer eligible for these teams.

The AFCA added a Division I-AA team in 1979; AP began selecting a Division I-AA team in 1982; the Sports Network added a Division I-AA team in 1994; and these players are included. In 1993, the College Sports Information Directors of America Division II team was added, selected by sports information directors from every NCAA Division II institution. In 1997, the Daktronics team for Division II was added. In 1990, the Champion USA Division III team was added, selected by a panel of 25 sports information directors and replaced by the Hewlett-Packard Division III team in 1995. It was then replaced by College Sports Information Directors Team in 2003. In 1993, Football Gazette's team was added for Divisions I-AA, II and III. In 2002, D2 Football.com and D3 Football.com were added for Divisions II and III, respectively.

Nonmembers of the NCAA are included in this list, as are colleges that no longer play varsity football.

Players selected to a Division I-AA all-America team are indicated by (†). Current members of Division I-A are indicated by (*).

All-Americans are listed by college, year selected and position.

ABILENE CHRISTIAN (20)

48— V.T. Smith, B
51— Lester Wheeler, OT
52— Wallace Bullington, DB
65— Larry Cox, OT
69— Chip Bennett, LB
70— Jim Lindsey, QB
73— Wilbert Montgomery, RB
74— Chip Martin, DL
77— Chuck Sitton, DB
82— Grant Feasel, C
83— Mark Wilson, DB
84— Dan Remsberg, OT
87— Richard Van Druten, OT
89— John Layfield, OG
90— Dennis Brown, PK
91— Jay Jones, LB
97— Junior Filikitonga, DL
Victor Burke, DB
2001—Brad Raphelt, P
03— Britt Lively, OL

ADAMS ST. (6)

79— Ronald Johnson, DB
84— Bill Stone, RB
87— Dave Humann, DB
95— Chris Perry, WR
97— Jason Van Dyke, P
98— Jason Van Dyke, P

AKRON* (9)

69— John Travis, OG
71— Michael Hatch, DB
76— Mark Van Horn, OG
Steve Cockerham, LB
77— Steve Cockerham, LB
80—† Brad Reece, LB
81—† Brad Reece, LB
85—† Wayne Grant, DL
86—† Mike Clark, RB

UAB* (1)

94—† Derrick Ingram, WR

ALABAMA A&M (4)

87— Howard Ballard, OL

2001

Brent Jones, Santa Clara, TE
Greg Lloyd, Fort Valley St., LB
Ken Davis, UC Davis, QB

2002

Scott Brunner, Delaware, QB
Andre Reed, Kutztown, WR
Jessie Tuggle, Valdosta St., LB

2003

Darrell Green, Tex. A&M-Kingsville, DB

88— Fred Garner, DB
89— Barry Wagner, WR
2002—†Robert Mathis, DL

ALABAMA ST. (6)

90—† Eddie Robinson, LB
91—† Patrick Johnson, OL
† Eddie Robinson, LB
2000—†David Beckford, P
01—† David Beckford, P
† Chris Coleman, TE

ALBANY (N.Y.) (4)

92— Scott Turrin, OL
94— Scott Turrin, OL
98— Matt Caliendo, DL
2000—†J.T. Herfurth, OL

ALBANY ST. (GA.) (1)

72— Harold Little, DE

ALBION (16)

40— Walter Ptak, G
58— Tom Taylor, E
76— Steve Spencer, DL
86— Joe Felton, OG
Mike Grant, DB
91— Hank Wineman, RB
93— Ron Dawson, OL
Jeff Brooks, OL
94— Jeff Robinson, RB
Martin Heyboer, C
David Lefere, DB
David Lefere, DB
95— Jason Carriveau, OG
96— Pat Sloane, DL
98— Jason Carriveau, OL
2000—Keith Debbaudt, PK

ALBRIGHT (7)

36— Richard Riffle, B
37— Richard Riffle, B
75— Chris Simcic, OL
95— Dennis Unger, PK
96— Ryan Ditzel, WR
Bob Maro, DB
98— Chris Morehouse, P

ALCORN ST. (15)

69— David Hadley, DB
70— Fred Carter, DT
71— Harry Gooden, LB
72— Alex Price, DT
73— Leonard Fairley, DB
74— Jerry Dismuke, OG
75— Lawrence Pillers, DE
76— Augusta Lee, RB
Larry Warren, DT
79—† Leslie Frazier, DB
84—† Issiac Holt, DB
93—† Goree White, KR
94—† Steve McNair, QB
99—† Chad Slaughter, OL
2003—† Tyrone Parsons, DB

ALFRED (7)

51— Ralph DiMicco, B
52— Ralph DiMicco, B
55— Charles Schultz, E
56— Charles Schultz, E
75— Joseph Van Cura, DE
82— Brian O'Neil, DB
92— Mark Obuszewski, DB

ALLEGHENY (22)

75— Charles Slater, OL
87— Mike Mates, OL
88— Mike Parker, DL
90— Jeff Filkovski, QB
David LaCarte, DB

91— John Marzca, C
Ron Bendekovic, OT
Stanley Drayton, RB
Tony Bifulco, DB
92— Ron Bendekovic, OT
Stanley Drayton, RB
94— Matt Allison, OL
Paul Bell, QB
Marvin Farr, DB
95— Brian Adams, C
Nick Reiser, DE
Anson Park, OL
96— Chris Conrad, KR
Nick Reiser, DL
Bob Tatsch, DL
97— Jim Mormino, RB
2000—Bill Andrews, OL

ALMA (1)

2002—David Simpson, DB

AMERICAN INT'L (14)

71— Bruce Laird, RB
80— Ed Cebula, C
82— Paul Thompson, DT
85— Keith Barry, OL
86— Jon Provost, OL
87— Jon Provost, OL
88— Greg Doherty, OL
89— Lamont Cato, DB
90— George Patterson, DL
91— Gabe Mokwuah, DL
98— Ray Shuster, OL
99— Kavin Gailliard, RB
2000—Bob Parker, DB
01— Dan Porter, OL

AMHERST (5)

42— Adrian Hasse, E
72— Richard Murphy, QB
73— Fred Scott, FL
96— Alex Bernstein, DL
97— Devin Moriarty, DL

ANDERSON (IND.) (1)

97— Justin Shively, P

ANGELO ST. (14)

75— James Cross, DB
78— Jerry Aldridge, RB
Kelvin Smith, LB
81— Clay Weishuhn, LB
82— Mike Elarms, WR
83— Mike Thomas, K
85— Henry Jackson, LB
86— Pierce Holt, DL
87— Pierce Holt, DL
88— Henry Alsbrooks, LB
92— Jimmy Morris, P
93— Anthony Hooper, DB
95— Greg Stokes, LB
2001—Dan Krager, DL

APPALACHIAN ST. (27)

48— John Caskey, E
63— Greg Van Orden, G
85—† Dino Hackett, LB
87—† Anthony Downs, DE
88—† Bjorn Nitto, PK
89—† Derrick Graham, OL
† Keith Collins, DB
91—† Harold Alexander, P
92—† Avery Hall, DL
† Harold Alexander, P
94—† Chip Miller, DL
† William Peebles, DL
† Brad Ohrt, OL
† Dexter Coakley, LB
† Matt Stevens, DB

- 95—† Dexter Coakley, LB
 † Matt Stevens, DB
 † Chip Miller, DL
 † Scott Kadlub, C
 96—† Scott Kadlub, C
 † Dexter Coakley, LB
 97—† Jackie Avery, DL
 99—† Corey Hall, DB
 2000—† Corey Hall, DB
 01—† Josh Jeffries, DL
 02—† Josh Jeffries, DL
 03—† K.T. Stovall, DL

ARIZONA* (1)

- 41— Henry Stanton, E

ARK.-MONTICELLO (1)

- 2003—Devon Stewart, TE

ARKANSAS ST.* (17)

- 53— Richard Wait, B
 64— Dan Summers, OG
 65— Dan Summers, OG
 68— Bill Bergey, LB
 69— Dan Buckley, C
 Clovis Swinney, DT
 70— Bill Phillips, OG
 Calvin Harrell, HB
 71— Calvin Harrell, RB
 Dennis Meyer, DB
 Wayne Dorton, OG
 73— Doug Lowrey, OG
 84—† Carter Crawford, DL
 85—† Carter Crawford, DL
 86—† Randy Barnhill, OG
 87—† Jim Wiseman, C
 † Charlie Fredrick, DT

ARKANSAS TECH (6)

- 58— Edward Meador, B
 61— Powell McClellan, E
 95— Piotr Styczen, PK
 99— Todd Matthews, OG
 2002—Tommy Edwards, DL
 03— Tommy Edwards, DL

ASHLAND (10)

- 70— Len Pettigrew, LB
 78— Keith Dare, DL
 85— Jeff Penko, OL
 86— Vince Mazza, PK
 89— Douglas Powell, DB
 90— Morris Furman, LB
 91— Ron Greer, LB
 93— Bill Royce, DL
 94— Sam Hohler, DE
 2003—Tourea Carter, DB

AUGUSTANA (ILL.) (16)

- 72— Willie Van, DT
 73— Robert Martin, OT
 83— Kurt Kapischke, OL
 84— Greg King, C
 86— Lynn Thomsen, DL
 87— Carlton Beasley, DL
 88— John Bothe, OL
 90— Barry Reade, PK
 91— Mike Hesler, DB
 92— George Annang, DL
 95— Rusty Van Wetzinga, LB
 2000—Mack Hay, OG
 01— J.D. Sheldon, OL
 02— J.D. Sheldon, OL
 03— Mike Clark, PK
 Mike Hansen, DL

AUGUSTANA (S.D.) (6)

- 60— John Simko, E
 87— Tony Adkins, DL
 88— Pete Jaros, DB
 94— Bryan Schwartz, LB
 2000—Matt Holmlund, WR
 01— Matt Holmlund, WR

AUGSBURG (2)

- 97— Scott Hvistendahl, WR
 98— Scott Hvistendahl, WR

AURORA (3)

- 99— Jeremy Benson, DL
 2000—Jeremy Benson, DL
 01— Kip Daniels, DB

AUSTIN (10)

- 37— Wallace Johnson, C
 79— Price Clifford, LB
 80— Chris Luper, DB

- 81— Larry Shillings, QB
 83— Ed Holt, DL
 84— Jeff Timmons, PK
 87— Otis Amy, WR
 88— Otis Amy, WR
 90— Jeff Cordell, DB
 94— Brent Badger, P

AUSTIN PEAY (10)

- 65— Tim Chilcutt, DB
 66— John Ogles, FB
 70— Harold Roberts, OE
 77— Bob Bible, LB
 78— Mike Betts, DB
 80— Brett Williams, DE
 82— Charlie Tucker, OL
 92—† Richard Darden, DL
 2001—†Dustin Wilson, LB
 02—† Jay Bailey, RB

AZUSA PACIFIC (3)

- 86— Christian Okoye, RB
 95— Jake Wiersma, OL
 2001—Jeremiah Beery, LB

BAKER (3)

- 83— Chris Brown, LB
 85— Kevin Alewine, RB
 90— John Campbell, OL

BALDWIN-WALLACE (15)

- 50— Norbert Hecker, E
 68— Bob Quackenbush, DT
 78— Jeff Jenkins, OL
 80— Dan Delfino, DE
 82— Pete Primeau, DL
 83— Steve Varga, K
 89— Doug Halbert, DL
 91— John Koz, QB
 Jim Clardy, LB
 94— Chris Kondik, PK
 Phil Sahley, DL
 97— Fred Saylor, DL
 2003—Ian Formaz, OG
 Nate Mitchell, DL
 Greg Koch, DB

BALL ST.* (4)

- 67— Oscar Lubke, OT
 68— Amos Van Pelt, HB
 72— Douglas Bell, C
 73— Terry Schmidt, DB

BATES (1)

- 81— Larry DiGammarino, WR

BELOIT (1)

- 95— Maurice Redd, DB

BEMIDJI ST. (1)

- 83— Bruce Ecklund, TE

BENEDICTINE (ILL.) (3)

- 72— Mike Rogowski, LB
 92— Bob McMillen, TE
 93— Eric Green, KR

BENEDICTINE (KAN.) (1)

- 36— Leo Deutsch, E

BENTLEY (2)

- 99— Mark DeBrito, WR
 2001—Gregg Albano, DB

BETHANY (W.V.) (2)

- 77— Scott Lanz, P
 93— Brian Darden, PK

BETHEL (KAN.) (1)

- 80— David Morford, C

BETHEL (MINN.) (3)

- 99— Chico Rowland, OL
 2000—Ben Matthews, DB
 03— Sam Lacy, DB

BETHUNE-COOKMAN (5)

- 75— Willie Lee, DE
 81— Booker Reese, DE
 98—† James Souder, LB
 2002—†Rashean Mathis, DB
 03—† Steve Baggs, DL

BIRMINGHAM-SOUTHERN (1)

- 37— Walter Riddle, T

BISHOP (1)

- 81— Carlton Nelson, DL

BLOOMSBURG (13)

- 79— Mike Morucci, RB

- 82— Mike Blake, TE
 83— Frank Sheplock, LB
 84— Frank Sheplock, LB
 85— Frank Sheplock, LB
 Tony Woods, DB

- 91— Eric Jonassen, OL
 96— Ron Lelko, WR
 Sean Smith, KR

- 97— Tim Baer, OL

- Irvin Sigler, RB

- 98— Tim Baer, OG

- 2000—Jeff Smith, OT

BOISE ST. *(23)

- 72— Al Marshall, OE
 73— Don Hutt, WR
 74— Jim McMillan, QB
 75— John Smith, FL
 77— Chris Malmgren, DT

- Terry Hutt, WR

- Harold Cotton, OT

- Joe Aliotti, QB

- † Doug Scott, DT

- 80—† Randy Trautman, DT

- 81—† Randy Trautman, DT

- † Rick Woods, DB

- 82—† John Rade, DL

- † Carl Keever, LB

- 84—† Carl Keever, LB

- 85—† Marcus Koch, DL

- 87—† Tom DeWitz, OG

- † Pete Kwiatkowski, DT

- 90—† Erik Helgeson, DL

- 91—† Frank Robinson, DB

- 92—† Michael Dodd, PK

- 94—† Joe O'Brien, DL

- † Rashid Gayle, DB

BOSTON U. (19)

- 67— Dick Farley, DB

- 68— Bruce Taylor, DB

- 69— Bruce Taylor, DB

- 79—† Mal Najarian, RB

- † Tom Pierzga, DL

- 81—† Bob Speight, OT

- † Gregg Drew, RB

- 82—† Mike Mastrogiacomo, OG

- 83—† Paul Lewis, RB

- 84—† Paul Lewis, RB

- 86—† Kevin Murphy, DT

- 87—† Mark Seals, DB

- 88—† Mark Seals, DB

- 89—† Daren Altieri, WR

- 93—† Chris Helon, DB

- † Andre Maksimov, C

- 94—† Andre Maksimov, C

- 96—† Brad Costello, P

- 97—† Brad Costello, P

BOWDOIN (1)

- 77— Steve McCabe, OL

BOWIE ST. (3)

- 80— Victor Jackson, CB

- 81— Marco Tongue, DB

- 2002—Charles Alston, DL

BOWLING GREEN* (2)

- 59— Bob Zimpfer, T

- 82—† Andre Young, DL

BRADLEY (1)

- 38— Ted Panish, B

BRANDEIS (2)

- 54— William McKenna, E

- 56— James Stehlin, B

BRIDGEPORT (1)

- 72— Dennis Paldin, DB

BRIDGEWATER ST. (1)

- 92— Erik Arthur, DL

BRIDGEWATER (VA.) (7)

- 75— C.J. DeWitt, SE

- 98— Mike Padgett, PK

- 2001—Michael Day, OL

- Davon Cruz, RB

- 02— Michael Day, OL

- Jermaine Taylor, LB

- 03— Jermaine Taylor, LB

BROCKPORT ST. (6)

- 90— Ed Smart, TE

- 93— Steve Milne, PK

- 97— Tom Massey, DB

- 2000—Josh Warner, OL

- 01— Jason Johnson, LB

- 02— Mike Condello, DL

BROWN (6)

- 96—† Paul Choquette, TE

- 97—† Sean Morey, WR

- † Roderic Parson, DB

- 98—† Zach Burns, TE

- 2000—†Stephen Campbell, WR

- 01—† Chas Gassner, WR

BUCKNELL (13)

- 51— George Young, DT

- 60— Paul Terhes, B

- 64— Tom Mitchell, OE

- 65— Tom Mitchell, OE

- 74— Larry Schoenberger, LB

- 80— Mike McDonald, OT

- 90—† Mike Augsberger, DB

- 95—† Ed Burman, DL

- 96—† Brandon Little, LB

- 97—† Willie Hill, LB

- 2000—†Kevin Eiben, DB

- 01—† Adam Lord, DL

- 02—† Adam Lord, DL

BUENA VISTA (5)

- 72— Joe Kotval, OG

- 73— Joe Kotval, OG

- 76— Keith Kerckhoff, DL

- 87— Jim Higley, LB

- 2001—Carlos Martinez, PK

BUFFALO* (4)

- 84— Gerry Quinlivan, LB

- 87— Steve Wojciechowski, LB

- 95—† Pete Conley, LB

- 96—† Michael Chichester, DB

BUFFALO ST. (3)

- 93— John Matthey, OL

- 98— Dan Lauta, OL

- 99— Jon Crumley, LB

BUTLER (3)

- 88— Steve Roberts, RB

- 94—† Arnold Mickens, RB

- 2003—† Brandon Martin, DB

C.W. POST (9)

- 71— Gary Wichard, QB

- 77— John Mohring, DE

- 78— John Mohring, DE

- 81— Tom DeBona, WR

- 89— John Levelis, DL

- 2000—William Yarocki, DL

- 01— Ian Smart, RB

- 02— Jon Isopo, OG

- Ian Smart, RB

UC DAVIS (19)

- 72— Bob Biggs, QB

- David Roberts, OT

- 76— Andrew Gagnon, OL

- 77— Chuck Fomasi, DT

- 78— Casey Merrill, DL

- 79— Jeffrey Allen, DB

- 82— Ken O'Brien, QB

- 83— Bo Eason, DB

- 84— Scott Barry, QB

- 85— Mike Wise, DL

- 94— Aaron Bennetts, TE

- 96— Josh Antstey, DE

- 97— Wes Terrell, TE

- Kevin Daft, QB

- 98— Wes Terrell, TE

- 99— Troy Larkin, OL

- Joe Caviglia, DB

- 2000—Eric Friend, PK

- 02— Forrest Vance, OL

UC RIVERSIDE (1)

- 75— Michael Johnson, SE

UC SANTA BARB. (3)

- 36— Douglas Oldershaw, G

- 37— Douglas Oldershaw, G

- 67— Paul Vallerga, DB

CALIFORNIA (PA.) (3)

- 83— Perry Kemp, WR

- 2001—Wesley Cates, RB

- 02— R.J. Abercrombie, KR

CAL LUTHERAN (6)

- 72— Brian Kelley, LB

- 79— Mike Hagen, SE

- 95— Jeff Shea, P
96— Jeff Shea, P
97— Jeff Shea, P
99— Ryan Geisler, PK

CAL POLY (15)

- 53— Stan Sheriff, C
58— Charles Gonzales, G
66— David Edmondson, C
72— Mike Amos, DB
73— Fred Stewart, OG
78— Louis Jackson, RB
80— Louis Jackson, RB
81— Robbie Martin, FL
81— Charles Daum, OL
84— Nick Frost, DB
89— Robert Morris, DL
90— Pat Moore, DL
91— Doug O'Neill, P
2000—†Kassim Osgood, WR
03—† David Richardson, DB

CAL ST. CHICO (1)

- 87— Chris Verhulst, TE

CAL ST. HAYWARD (4)

- 75— Greg Blankenship, LB
84— Ed Lively, DT
86— Fred Williams, OL
93— Jeff Williamson, TE

CAL ST. NORTHRIDGE (9)

- 75— Mel Wilson, DB
82— Pat Hauser, OT
83— Pat Hauser, OT
87— Kip Dukes, DB
91— Don Goodman, OL
94—† Joe Vaughn, DB
99—†Brennen Swanson, DE
2001—†Drew Amerson, WR
† Marcus Brady, QB

CANISIUS (3)

- 87— Tom Doctor, LB
88— Marty Hurley, DB
94—† Aaron Fix, PR

CAPITAL (7)

- 74— Greg Arnold, OG
80— John Phillips, DL
Steve Wigton, C
2001—Ron Swearingin, LB
02— Ron Swearingin, LB
03— Tom Doyle, C
Ron Swearingin, LB

CARLETON (1)

- 90— Jim Bradford, WR

CARNEGIE MELLON (5)

- 81— Ken Murawski, LB
85— Robert Butts, OL
91— Chuck Jackson, OT
93— Chad Wilson, LB
2000—Nick Zitelli, LB

CARROLL (MONT.) (7)

- 76— Richard Dale, DB
79— Don Diggins, DL
87— Jeff Beaudry, DB
88— Paul Petrino, QB
89— Suitoa Keleti, OL
2002—Casey Fitzsimmons, TE
03— Mark Gallik, WR

CARROLL (WIS.) (3)

- 74— Robert Helf, TE
90— Bill Nolan, P
93— Andy Ostrand, DB

CARSON-NEWMAN (19)

- 78— Tank Black, FL
80— Brad Payne, S
83— Dwight Wilson, OL
90— Robert Hardy, RB
92— Darryl Gooden, LB
93— Kendall James, KR
95— Steve Mellon, DL
Anthony Davis, LB
96— Mike Clowney, LB
97— Cedric Killings, DL
Jacques Rumph, RS
Jon Jon Simmons, DB
98— Ques Rumph, RS
Cedric Killings, DL
Montrae Ford, DB
99— Cedric Killings, DL

- 2000—Clay Clevenger, OL
02— Leonard Guyton, QB
03— Reggie Perkins, OG

CASE RESERVE (4)

- 41— Mike Yurcheshen, E
52— Al Feeny, DE
84— Fred Manley, DE
85— Mark Raiff, OL

CATAWBA (14)

- 34— Charles Garland, T
35— Charles Garland, T
45— Carroll Bowen, B
72— David Taylor, OT
74— Mike McDonald, LB
96— Greg Payne, PK
97— Maurice Miller, DL
98— Brian Hinson, OL
99— Brian Hinson, OL
2000—Radell Lockhart, DL
DeVonte Peterson, DL
02— Todd McComb, LB
03— Cole Beane, OG
Khanis Hubbard, DE

CATHOLIC (8)

- 84— Chris McMahon, DB
94— Steve Wilkerson, WR
96— Matt Taylor, FB
Jeff Clay, WR
97— Jeff Clay, WR
Tony Faison, OL
99— Brian Hee, LB
2000—Dan Riely, OL

CENTRAL (IOWA) (18)

- 70— Vernon Den Herder, DT
74— Al Dorenkamp, LB
77— Donald Taylor, RB
84— Scott Froehle, DB
85— Rich Thomas, DL
88— Mike Stumberg, DL
89— Mike Estes, DL
Kris Reis, LB
92— Bill Maulder, LB
93— Jeff Helle, OL
94— Jeff Helle, OL
Mark Kacmarynski, RB
Rick Sanger, LB
95— Rick Sanger, LB
96— Mark Kacmarynski, RB
97— Matt Paulson, DB
98— Andrew Paulsen, DB
2000—Jeff Sanger, LB

CENTRAL ARK. (6)

- 80— Otis Chandler, MG
84— David Burnette, DT
91— David Henson, DL
95— Bart Reynolds, DL
96— Don Struebing, C
99— Scott Stephens, P

CENTRAL CONN. ST. (4)

- 74— Mike Walton, C
79— Sal Cintorino, LB
88— Doug Magazu, DL
89— Doug Magazu, DL

UCF* (4)

- 87— Bernard Ford, WR
Ed O'Brien, PK
93—† David Rhodes, WR
94—† Charlie Pierce, PK

CENTRAL MICH.* (4)

- 42— Warren Schmackel, G
59— Walter Beach, B
62— Ralph Soffredine, G
74— Rick Newsome, DL

CENTRAL MO. ST. (9)

- 68— Jim Urczyk, OT
85— Steve Huff, PK
88— Jeff Wright, DL
92— Bart Woods, DL
93— Bart Woods, DL
97— Shane Meyer, PK
99— Colston Weatherington, DL
2003—Rod Green, DL
Kegan Coleman, AP

CENTRAL OKLA. (11)

- 65— Jerome Bell, OE
78— Gary Smith, TE

- 94— Elton Rhoades, DB
Joe Aska, RB
96— Johnny Luter, LB
97— Dustin McNeal, OL
98— Johnny Luter, LB
John Fitzgerald, OG
Reggie Donner, RB
Brandon Carder, DB
99— Johnnie Jones, DB

CENTRAL ST. (OHIO) (9)

- 83— Mark Corbin, RB
84— Dave Dunham, OT
85— Mark Corbin, RB
86— Terry Morrow, RB
89— Kenneth Vines, OG
90— Eric Williams, OL
92— Marvin Coleman, DB
93— Marvin Coleman, DB
94— Hugh Douglas, DL

CENTRAL WASH. (9)

- 48— Robert Osgood, G
50— Jack Hawkins, G
88— Mike Estes, DL
91— Eric Lamphere, OL
2001—Jason Patterson, DB
02— Brian Potucek, WR
Rob Williams, C
Lance Gibson, DL
03— Joe Smith, P

CENTRE (8)

- 55— Gene Scott, B
84— Teel Bruner, DB
85— Teel Bruner, DB
86— Jeff Leonard, OL
88— John Gohmann, DL
89— Jeff Bezold, LB
97— Montas Allen, RS
2001—Brian Britt, RS

CHADRON ST. (10)

- 74— Dennis Fitzgerald, DB
78— Rick Mastey, OL
90— David Jones, RB
94— Scott Doyle, PK
97— Kevin Homer, LB
99— Jess Clarke, TE
Casey Beran, DL
2001—Jeremy Eardley, OL
02— Marvin Jackson, DB
03— Marvin Jackson, DB

CHAPMAN (1)

- 98— Keith Dykes, LB

CHATTANOOGA (23)

- 35— Robert Klein, E
38— Robert Sutton, G
39— Jack Gregory, T
45— Thomas Stewart, T
46— Gene Roberts, B
48— Ralph Hutchinson, T
49— Vincent Sarratore, G
51— Chester LaGod, DT
52— Chester LaGod, DT
54— Richard Young, B
57— Howard Clark, E
58— John Green, B
60— Charles Long, T
64— Jerry Harris, S
66— Harry Sorrell, OG
76— Tim Collins, LB
86—† Mike Makins, DL
89—† Pumpy Tudors, P
† Junior Jackson, LB
90—† Troy Boeck, DL
† Tony Hill, DL
† Pumpy Tudors, P
2000—†Matt Vick, PK

CHICAGO (4)

- 91— Neal Cawi, DE
Jeff Stolte, P
93— Frank Baker, FB
95— Derrick Brooms, KR

CITADEL (11)

- 82— Jim Ettari, DL
84— Jim Gabrish, OL
85— Jim Gabrish, OL
86— Scott Thompson, DT
88—† Carlos Avalos, OL
90—† DeRhon Robinson, OL

- 92—† Corey Cash, OL
† Lester Smith, DB
94—† Levi Davis, OL
95—† Brad Keeney, DL
97—† Carlos Frank, KR

CLARION (14)

- 78— Jeff Langhans, OL
80— Steve Scillitani, MG
Gary McCauley, TE
81— Gary McCauley, TE
83— Elton Brown, RB
85— Chuck Duffy, OL
87— Lou Weiers, DL
93— Tim Brown, TE
95— Kim Niedbala, DB
96— Chris Martin, OL
Kim Niedbala, DB
2002—Reggie Wells, OL
Hugh Douglas, DL
03— Troy Bowers, DL

CLARK ATLANTA (1)

- 79— Curtis Smith, OL

CLINCH VALLEY (1)

- 95— Shonn Bell, TE

COAST GUARD (5)

- 90— Ron Davies, DB
91— Ron Davies, DB
97— Ed Hernaez, LB
2000—Mike Benson, RS
02— Brad Brunaugh, OL

COE (9)

- 74— Dan Schmidt, OG
76— Paul Wagner, OT
85— Mike Matzen, P
90— Richard Matthews, DB
93— Carey Bender, RB
Craig Chmelicek, OL
94— Carey Bender, RB
99— Zak Gordon, DB
2002—Fredrick Jackson, RB/RS

COLGATE (13)

- 82—† Dave Wolf, LB
83—† Rich Erenberg, RB
84—† Tom Stenglein, WR
85—† Tom Stenglein, WR
86—† Kenny Gamble, RB
87—† Kenny Gamble, RB
† Greg Manusky, LB
96—† Adam Sofran, LB
97—† Tim Girard, OL
98—† Corey Hill, WR
99—†Paul Clasby, OL
2003—† Jamaal Branch, RB
† Marc Scalfani, OL

COL. OF EMPORIA (1)

- 51— William Chai, OG

COL. OF IDAHO (2)

- 53— Norman Hayes, T
54— R.C. Owens, E

COLORADO COL. (4)

- 72— Ed Smith, DE
73— Darryl Crawford, DB
82— Ray Bridges, DL
93— Todd Mays, DL

COLORADO MINES (6)

- 39— Lloyd Madden, B
41— Dick Moe, T
59— Vince Tesone, B
72— Roger Cirimotich, DB
86— Tim Baer, P
94— Pat Hogelin, P

CONCORD (3)

- 86— Kevin Johnson, LB
92— Chris Hairston, RB
2002—Kory Wright, TE

CONCORDIA-M'HEAD (4)

- 77— Barry Bennett, DT
90— Mike Gindorff, DT
Shayne Lindsay, NG
95— Tim Lowry, OL

CONCORDIA (WIS.) (1)

- 2003—Jacob Knighton, LB

CONNECTICUT* (8)

- 45— Walter Trojanowski, B
73— Richard Foye, C

80—† Reggie Eccleston, WR
 83—† John Dorsey, LB
 88—† Glenn Antrum, WR
 89—† Troy Ashley, LB
 91—† Mark Didio, WR
 97—† TaVarr Closs, OL

CORNELL (4)

82—† Dan Suren, TE
 86—† Tom McHale, DE
 93—† Chris Zingo, LB
 96—† Chad Leviitt, RB

CORNELL COLLEGE (2)

82— John Ward, WR
 92— Brent Sands, DB

CORTLAND ST. (7)

67— Rodney Verkey, DE
 89— Jim Cook, OL
 90— Chris Lafferty, OG
 Vinnny Swanda, LB
 91— Vinnny Swanda, LB
 96— Pat Lalley, OL
 97— Brian McAvan, OL

CUMBERLAND (KY.) (4)

87— David Carmichael, DB
 89— Ralph McWilliams, OL
 93— Doug Binkley, DB
 94— Doug Binkley, LB

DAKOTA WESLEYAN (1)

45— Robert Kirkman, T

DARTMOUTH (5)

91—† Al Rosier, RB
 92—† Dennis Durkin, PK
 96—† Brian Larsen, OL
 97—† Zach Walz, LB
 2002—† Casey Cramer, TE

DAVIDSON (3)

34— John Mackorell, B
 99—† Ryan Crawford, DB
 2003—† Chris Costello, PK

DAYTON (12)

36— Ralph Niehaus, T
 78— Rick Chamberlin, LB
 81— Chris Chaney, DB
 84— David Kemp, LB
 86— Gerry Meyer, OL
 89— Mike Duvic, PK
 90— Steve Harder, OL
 91— Brian Olson, OG
 92— Andy Pellegrino, OL
 94—† Tim Duvic, PK
 2001—† Eric Willman, OL
 02—† Mark Kasmer, DB

DEFIANCE (1)

93— Sammy Williams, WR

DELAWARE (42)

42— Hugh Bogovich, G
 46— Tony Stalloni, T
 54— Don Miller, B
 63— Mike Brown, B
 66— Herb Slattery, OT
 69— John Favero, LB
 70— Conway Hayman, OG
 71— Gardy Kahoe, RB
 72— Joe Carbone, DE
 Dennis Johnson, DT
 73— Jeff Cannon, DT
 74— Ed Clark, LB
 Ray Sweeney, OG
 75— Sam Miller, DE
 76— Robert Pietuszka, DB
 78— Jeff Komlo, QB
 79—† Herb Beck, OG
 † Scott Brunner, QB
 80—† Gary Kuhlman, OT
 81—† Gary Kuhlman, OL
 82—† George Schmitt, DB
 85—† Jeff Rosen, OL
 86—† Darrell Booker, LB
 87—† James Anderson, WR
 88—† Mike Renna, DL
 89—† Mike Renna, DL
 91—† Warren McIntire, DB
 92—† Matt Morrill, DL
 93—† Matt Morrill, DL
 94—† Daryl Brown, RB
 95—† Kenny Bailey, DB
 96—† Kenny Bailey, DB

97—† Brian Smith, LB
 98—† Eddie Conti, WR
 2000—† Jamin Elliott, WR
 † Jeff Fiss, OL
 † Brian McKenna, LB
 03—† Germaine Bennett, RB
 † Andy Hall, QB
 † Jason Nerys, OL
 † Sidney Haugabrook, DB
 † Shawn Johnson, DL

DELAWARE ST. (6)

84— Gene Lake, RB
 86— Joe Burton, DB
 91—† Rod Milstead, OL
 92—† LeRoy Thompson, DL
 2000—† Darnerien McCants, TE
 02—† DaShaun Morris, RS

DELTA ST. (9)

67— Leland Hughes, OG
 95— Jerome Williams, DB
 2000—Chris Booker, OG
 Rory Bell, DB
 01— Chris Booker, OL
 02— Chris Booker, OL
 03— Mark Barron, OT
 Ellis Debrow, WR
 Anthony Maddox, DL

DENISON (5)

47— William Hart, E
 48— William Wehr, C
 75— Dennis Thome, DL
 79— Clay Sampson, RB
 86— Dan Holland, DL

DePAUW (4)

63— Richard Dean, C
 96— Scott Farnham, DB
 Jay Pettigrew, TE
 2003—Jamarcus Shephard, RS

DETROIT TECH (1)

39— Mike Kostiuik, T

DICKINSON (4)

91— Shaughn White, DB
 92— Brian Ridgway, DL
 94— Jason Fox, LB
 98— Jason Shoff, DL

DICKINSON ST. (2)

81— Tony Moore, DL
 92— Rory Farstveet, OL

DOANE (1)

66— Fred Davis, OT

DRAKE (6)

72— Mike Samples, DT
 82— Pat Dunsmore, TE
 Craig Wederquist, OT
 95—† Matt Garvis, LB
 99—† Mike Foster, DL
 2000—† Mike Foster, DL

DREXEL (2)

55— Vincent Vidas, T
 56— Vincent Vidas, T

DUBUQUE (1)

96— Matt Plummer, WR

DUQUESNE (3)

2001—† Leigh Bodden, DB
 02—† Jeremy Conley, WR
 † Leigh Bodden, DB

EAST CARO.* (1)

64— Bill Cline, HB

EAST CENTRAL (2)

84— Don Wilson, C
 2002—Kwame Ferguson, LB

EAST STROUDSBURG (9)

65— Barry Roach, DB
 75— William Stem, DB
 79— Ronald Yakavonis, DL
 83— Mike Reichenbach, LB
 84— Andy Baranek, QB
 91— Curtis Bunch, DB
 94— Steve Hynes, OL
 2000—Kevin Nagle, LB
 01— Adam Hostetter, P

EAST TENN. ST. (10)

53— Hal Morrison, E
 68— Ron Overbay, DB

70— William Casey, DB
 85— George Cimadevilla, P
 86— George Cimadevilla, P
 94—† Jeff Johnson, WR
 96—† James Russell, DL
 97—† B. J. Adigun, WR
 † Mario Hankerson, LB
 2003—† Brandon Calton, DL

EAST TEX. BAPTIST (2)

2001—Scott Verhalen, P
 02—Scott Verhalen, P

EASTERN ILL. (22)

72— Nate Anderson, RB
 76— Ted Petersen, C
 78— James Warring, WR
 79— Chris Cobb, RB
 Pete Catan, DE
 Pete Catan, DE
 81—† Kevin Grey, DB
 82—† Robert Williams, DB
 † Bob Norris, OG
 83—† Robert Williams, DB
 † Chris Nicholson, DT
 84—† Jerry Wright, WR
 86—† Roy Banks, WR
 88—† John Jurkovic, DL
 89—† John Jurkovic, DL
 90—† Tim Lance, DB
 95—† Willie High, RB
 † Tim Carver, LB
 02—† Kevin Hill, OL
 † Tony Romo, QB
 † J.R. Taylor, RB
 † Nick Ricks, LB

EASTERN KY. (30)

69— Teddy Taylor, MG
 74— Everett Talbert, RB
 75— Junior Hardin, MG
 76— Roosevelt Kelly, OL
 79—† Bob McIntyre, LB
 80—† George Floyd, DB
 81—† George Floyd, DB
 † Kevin Greve, OG
 82—† Steve Bird, WR
 83—† Chris Sullivan, OL
 84—† Chris Sullivan, C
 85—† Joe Spadafino, OL
 86—† Fred Harvey, LB
 87—† Aaron Jones, DL
 88—† Elroy Harris, RB
 † Jessie Small, DL
 89—† Al Jacevicius, OL
 90—† Kelly Blount, LB
 † Al Jacevicius, OL
 91—† Carl Satterly, OL
 † Ernest Thompson, DL
 92—† Mark Thomas, RB
 93—† Chad Bratzke, DL
 94—† James Hand, OL
 95—† James Hand, OL
 † Marc Collins, P
 96—† Tony McCombs, LB
 98—† Tyrone Hopson, OL
 2000—† Alex Bannister, WR
 01—† Jeremiah Bell, DB

EASTERN MICH.* (5)

68— John Schmidt, C
 69— Robert Lints, MG
 70— Dave Pureifory, DT
 71— Dave Pureifory, DT
 73— Jim Pietrzak, OT

EASTERN N.M. (9)

81— Brad Beck, RB
 83— Kevin Kott, QB
 87— Earl Jones, OL
 89— Murray Garrett, DL
 90— Anthony Pertile, DB
 94— Conrad Hamilton, DB
 95— Conrad Hamilton, DB
 98— Michael Walton, LB
 99— Michael Walton, LB

EASTERN ORE. (1)

96— Shea Little, OL

EASTERN WASH. (16)

57— Richard Huston, C
 65— Mel Stanton, HB
 73— Scott Garske, TE
 81— John Tighe, OL
 86— Ed Simmons, OT
 87—† Eric Stein, P
 91—† Kevin Sargent, OL
 97—† Harry Leons, QB
 † Chris Scott, DL
 † Jim Buzzard, OL
 98—† Bashir Livingston, RS
 99—† Lance Knaevelsrud, OL
 2000—† Jeff Allen, DL
 01—† Jesse Chatman, RB
 † Chris Polinder, OL
 † Lamont Brightful, RS

EDINBORO (7)

82— Rick Ruszkiewicz, K
 89— Elbert Cole, RB
 90— Ernest Priestler, WR
 93— Mike Kegaris, OL
 95— Pat Schuster, DL
 2002—Sean McNicholas, P
 03— Joe Valvoda, OL

ELMHURST (1)

82— Lindsay Barich, OL

ELON (10)

50— Sal Gero, T
 68— Richard McGeorge, OE
 69— Richard McGeorge, OE
 73— Glenn Ellis, DT
 76— Ricky Locklear, DT
 Dan Bass, OL
 Dan Bass, OL
 80— Bobby Hedrick, RB
 86— Ricky Sigmon, OL
 2001—Scott McLain, OL

EMORY & HENRY (18)

50— Robert Miller, B
 51— Robert Miller, B
 56— William Earp, C
 68— Sonny Wade, B
 85— Keith Furr, DB
 Rob McMillen, DL
 86— Sandy Rogers, RB
 87— Gary Collier, QB
 88— Steve Bowman, DL
 89— Doug Reavis, DB
 90— Billy Salyers, OL
 91— Jason Grooms, DL
 92— Pat Buchanan, OL
 Scott Pruner, DL
 97— Jamie Harless, DL
 98— Mike Kassnove, DL
 99— Charles Peterson, DB
 2001—Jelani Patterson, DL

EMPORIA ST. (11)

35— James Fraley, B
 37— Harry Klein, E
 68— Bruce Cerone, OE
 69— Bruce Cerone, OE
 91— Quincy Tillmon, RB
 96— Brian Shay, RB
 97— Brian Shay, RB
 98— John Hesse, OL
 Brian Shay, RB
 2002—Dontaye McCoy, DB
 03— Tyler Paul, RB

EUREKA (1)

95— Kurt Barth, WR

EVANSVILLE (3)

46— Robert Hawkins, T
 93—† Hanz Hoag, TE
 94—† Hanz Hoag, TE

FAIRFIELD (1)

2000—† Steve Dogmanits, DB

FDU-FLORHAM (4)

84— Ira Epstein, DL
 86— Eric Brey, DB
 87— Frank Illidge, DL
 93— Vic Monaco, P

FAIRMONT ST. (4)

67— Dave Williams, DT

84— Ed Coleman, WR
88— Lou Mabin, DB
99— Nathan White, P

FAYETTEVILLE ST. (1)

90— Terrence Smith, LB

FERRIS ST. (10)

76— Charles Evans, RB
92— Monty Brown, LB
93— Ed Phillion, DL
94— Tyree Dye, RB
95— Bill Love, QB
96— Kelly Chisholm, DL
99— Doc Proctor, PK
2000—Clarence Coleman, WR
01— Clarence Coleman, WR/AP
03— Kevin Myers, LB

FERRUM (9)

87— Dave Harper, LB
88— Dave Harper, LB
89— Chris Warren, RB
90— Melvin Dillard, DB/KR
91— John Sheets, OG
2000—Toné Dancy, DL
01— Tim Carter, DB

FINDLAY (5)

65— Allen Smith, HB
80— Nelson Bolden, FB
85— Dana Wright, RB
90— Tim Russ, OL
2002—Robert Campbell, RB

FLORIDA A&M (21)

61— Curtis Miranda, C
62— Robert Paremore, B
67— Major Hazelton, DB
John Eason, OE
73— Henry Lawrence, OT
75— Frank Poole, LB
77— Tyrone McGriff, OG
78— Tyrone McGriff, OG
79— Tyrone McGriff, OG
Kiser Lewis, C
80— Gifford Ramsey, DB
83— Ray Alexander, WR
95— Earl Holmes, LB
96— Jamie Nails, OL
97— Oteman Sampson, QB
Juan Toro, PK
98— Patrick Bonner, QB
Jacquay Nunnally, WR
Juan Toro, PK
Ollrick Johnson, LB
2000—Freddie Moore, OL

FLA. ATLANTIC (1)

2003—Anthony Crissinger-Hill, TE

FLORIDA ST.* (1)

51— William Dawkins, OG

FORDHAM (2)

97— Barry Cantrell, P
2003—Javarus Dudley, WR

FORT HAYS ST. (4)

95— Lance Schwindt, TE
Shawn Behr, QB
2000—Adam Ryan, P
03— Tyler Strong, OL

FORT LEWIS (3)

89— Eric Fadness, P
92— Johnny Cox, WR
93— Johnny Cox, AP

FORT VALLEY ST. (9)

74— Fred Harris, OT
80— Willie Canady, DB
81— Willie Canady, DB
83— Tugwan Taylor, DB
92— Joseph Best, DB
93— Joseph Best, DB
94— Tyrone Poole, DB
2002—Duron Croson, RB
Rico Cody, DB

FRANKLIN (3)

82— Joe Chester, WR
95— Michael Brouwer, DB
2001—Josh McMillin, DL

FRANK. & MARSH. (9)

35— Woodrow Sponaugle, C
38— Sam Roeder, B

40— Alex Schibanoff, T
47— William Iannicelli, E
50— Charles Cope, C
81— Vin Carioscia, OL
82— Vin Carioscia, OL
89— Dale Amos, WR
95— Steve DeLuca, LB

FRESNO ST.* (5)

39— Jack Mulkey, E
40— Jack Mulkey, E
60— Douglas Brown, G
68— Tom McCall, LB
Erv Hunt, DB

FROSTBURG ST. (12)

80— Terry Beamer, LB
82— Steve Forsythe, WR
83— Kevin Walsh, DL
85— Bill Bagley, WR
86— Marcus Wooley, LB
88— Ken Boyd, DB
89— Ken Boyd, DB
93— Russell Williams, DB
94— Joe Holland, DL
Ariel Bell, KR
96— Ron Wallace, DB
2002—George O'Brien II, DL

FURMAN (21)

82— Ernest Gibson, DB
83— Ernest Gibson, DB
84— Rock Hurst, LB
85— Gene Reeder, C
88— Jeff Blankenship, LB
89— Kelly Fletcher, DL
90— Steve Duggan, C
Kevin Kendrick, LB
91— Eric Walter, OL
92— Kota Suttle, LB
94— Jim Richter, PK
97— Bryan Dailer, DL
98— Orlando Ruff, LB
99— John Keith, DB
2000—Louis Ivory, RB
Josh Moore, OL
Marty Priore, OL
Will Bouton, LB
01— Donnie Littlejohn, OL
Will Bouton, LB
02— Trevor Kruger, OL

GALLAUDET (1)

87— Shannon Simon, OL

GARDNER-WEBB (6)

73— Richard Grissom, LB
87— Jeff Parker, PK
92— Rodney Robinson, WR
93— Gabe Wilkins, DL
2003—Graham Whitlock, P
Mario Williams, DB

GEORGETOWN (3)

73— Robert Morris, DE
74— Robert Morris, DE
91— Chris Murphy, DE

GEORGETOWN (KY.) (12)

74— Charles Pierson, DL
78— John Martinelli, OL
85— Rob McCrary, RB
87— Chris Reed, C
88— Chris Reed, OL
89— Steve Blankenbaker, DL
91— Chris Hogan, DL
92— Chris Hogan, DL
2000—Shane Pearson, LB
01— Walt DeLong, OL
02— Shan Housekeeper, LB
03— John Sullivan, LB

GA. SOUTHERN (33)

85— Vance Pike, OL
Tim Foley, PK
86— Fred Stokes, OT
Tracy Ham, QB
87— Flint Matthews, LB
Dennis Franklin, C
Tim Foley, PK
88— Dennis Franklin, C
Darren Alford, DL
89— Joe Ross, RB
Giff Smith, DL
90— Giff Smith, DL

91— Rodney Oglesby, DB
92— Alex Mash, DL
93— Alex Mash, DL
Franklin Stephens, OL
Franklin Stephens, OL
94— Franklin Stephens, OL
96— Edward Thomas, DL
97— Roderick Russell, FB
98— Matt Winslette, C

Adrian Peterson, RB
Mark Williams, OL
Voncillies Allen, DL
Arkee Thompson, DB
99— Adrian Peterson, RB
Mark Williams, OL
Voncillies Allen, DL

2000—Adrian Peterson, RB
Freddy Pesqueira, DL

01— Adrian Peterson, RB
Freddy Pesqueira, DL

02— Charles Clarke, OL
Freddy Pesqueira, DL

GA. SOUTHWESTERN (2)

85— Roger Glover, LB
86— Roger Glover, LB

GETTYSBURG (7)

66— Joseph Egresitz, DE
83— Ray Condren, RB
84— Ray Condren, RB
85— Brian Barr, DB
94— Dwayne Marcus, FB
98— Paul Smith, RS
99— Paul Smith, RS

GLENVILLE ST. (8)

73— Scotty Hamilton, DB
83— Byron Brooks, RB
84— Mike Payne, DB
93— Chris George, WR
94— Chris George, WR
96— Carlos Ferralls, WR
97— Carlos Ferralls, WR
2003—Antonio Carter, WR

GONZAGA (2)

34— Ike Peterson, B
39— Tony Canadeo, B

GRAMBLING (33)

62— Junious Buchanan, T
64— Alphonse Dotson, OT
65— Willie Young, OG
Frank Cornish, DT
69— Billy Manning, C
70— Richard Harris, DE
Charles Roundtree, DT
71— Solomon Freelon, OG
John Mendenhall, DE
72— Steve Dennis, DB
Gary Johnson, DT
Gary Johnson, DT
Willie Bryant, DB
74— Gary Johnson, DT
Sammie White, WR
James Hunter, DB
79— Joe Gordon, DT
Aldrich Allen, LB
Robert Salters, DB
80— Trumaine Johnson, WR
Mike Barker, DT
81— Andre Robinson, LB
82— Trumaine Johnson, WR
83— Robert Smith, DL
85— James Harris, LB
90— Walter Dean, RB
Jake Reed, WR
94— Curtis Ceaser, WR
2001—Robert Taylor, LB
02— Tramon Douglas, WR
Bruce Eugene, QB
Terry Riley, OL
03— Bruce Eugene, QB

GRAND VALLEY ST. (20)

79— Ronald Essink, OL
89— Todd Tracey, DL
91— Chris Tiede, C
94— Mike Sheldon, OL
95— Diriki Mose, WR
96— Matt Potter, DE
2001—Curt Anes, QB
David Kircus, WR
Dale Westrick, OL

02— Curt Anes, QB
David Kircus, WR
Reggie Spearmon, RB
Dale Westrick, OL
Scott Mackey, DB
Keyonta Marshall, DL
03— David Hendrix, PK
Michael Tennessee, RB
Mike Wilford, OT
Scott Mackey, S
Keyonta Marshall, DL

GRINNELL (1)

99— Jeff Pedersen, TE

GROVE CITY (5)

87— Doug Hart, PK
97— Doug Steiner, FB
98— R.J. Bowers, FB
99— R.J. Bowers, FB
2000—R.J. Bowers, FB

GUILFORD (4)

75— Steve Musulin, OT
91— Rodney Alexander, DE
94— Bryan Garland, OL
2001—Chris McKinney, KR

GUST. ADOLPHUS (8)

37— Wendell Butcher, B
50— Calvin Roberts, T
51— Hald Norman, OE
52— Calvin Roberts, DT
54— Gene Nei, G
67— Richard Jaeger, LB
84— Kurt Ploeger, LB
97— Ryan Boutwell, PK

HAMILTON (2)

86— Joe Gilbert, OL
91— Eric Grey, RB

HAMLIN (4)

55— Dick Donlin, E
84— Kevin Graslzewicz, WR
85— Ed Hitchcock, OL
89— Jon Voss, TE

HAMPDEN-SYDNEY (10)

48— Lynn Chewing, B
54— Stokeley Fulton, C
72— Michael Leidy, LB
74— Ed Kelley, DE
75— Ed Kelley, DE
77— Robert Wilson, OL
78— Tim Smith, DL
86— Jimmy Hondroulis, PK
2003—Lee Bailey, C
Conrad Singh, WR

HAMPTON (13)

84— Ike Readon, MG
85— Ike Readon, DL
93— Emerson Martin, OL
Christopher Williams, DL
94— John Meredith, LB
95— Hugh Hunter, DL
96— Darrell Flythe, LB
97— Cordell Taylor, DB
98— Charles Preston, DL
99— Deon Hunt, LB
2002—Zuriel Smith, RS
Erik Steiner, OL
03— Jelani Clement, OL

HANOVER (6)

86— Jon Pinnick, QB
88— Mike Luker, WR
95— Ben Fox, WR
Terry Peebles, QB
97— Kevin O'Donohue, LB
99— Anthony Weigleb, OL

HARDIN-SIMMONS (11)

37— Burns McKinney, B
39— Clyde Turner, C
40— Owen Goodnight, B
42— Rudy Mobley, B
46— Rudy Mobley, B
94— Colin McCormick, WR
99— Gary Gutierrez, OL
2002—Thomas Anderson, OL
Alex Hansen, DB
03— Adam Hernandez, OL
Alex Hansen, DB

HARDING (3)

74— Barney Crawford, DL
91— Pat Gill, LB
94— Paul Simmons, LB

HARTWICK (1)

2002—Ryan Soule, WR

HARVARD (6)

82—† Mike Corbat, OL
84—† Roger Caron, OL
99—† Isaiah Kacyvenski, LB
2000—† Mike Clare, OL
02—† Carl Morris, WR
03—† Dante Balestracci, LB

HASTINGS (2)

84— Dennis Sullivan, OL
94— Jeff Drake, DL

HAWAII* (2)

41— Nolle Smith, B
68— Tim Buchanan, LB

HENDERSON ST. (3)

90— Todd Jones, OL
93— Chris Carter, P
96— Robert Thomas, LB

HILLSDALE (11)

49— William Young, B
55— Nate Clark, B
56— Nate Clark, B
75— Mark Law, OG
81— Mike Broome, OG
82— Ron Gladnick, DE
86— Al Hugel, DL
87— Al Hugel, DL
88— Rodney Patterson, LB
2000—Todd DeVree, DL
Tim Mustapha, DB

HOBERT (6)

72— Don Aleksiewicz, RB
75— Rich Kowalski, RB
86— Brian Verdon, DB
93— Bill Palmer, DB
96— Nico Karagosian, TE
97— David Russell, DL

HOFSTRA (20)

83— Chuck Choinski, DL
86— Tom Salamone, P
88— Tom Salamone, DB
90— George Tischler, LB
94—† Brian Clark, DB
95—† Dave Fiore, OL
† Dave Ettinger, PK
† Buck Buchanan, LB
96—† Eugene McAleer, LB
97—† Dave Ettinger, PK
† Lance Schulters, DB
99—† Giovanni Carmazzi, QB
† Jim Magda, DL
2000—† Rocky Butler, QB
† Doug Shanahan, DB
† Khary Williams, DL
01—† Rocky Butler, QB
† Kahmal Roy, WR
† Dan Zorger, OL
† Ryan Fletcher, DL

HOLY CROSS (14)

83—† Bruce Kozerski, OT
† Steve Raquet, DL
84—† Bill McGovern, DB
† Kevin Garvey, OG
85—† Gill Fenerty, RB
86—† Gordie Lockbaum, RB-DB
87—† Jeff Wiley, QB
† Gordie Lockbaum, WR-SP
88—† Dennis Golden, OL
89—† Dave Murphy, DB
90—† Craig Callahan, LB
91—† Jerome Fuller, RB
93—† Rob Milanelle, LB
95—† Tom Claro, OL

HOPE (2)

79— Craig Groendyk, OL
82— Kurt Brinks, C

HOWARD (5)

75— Ben Harris, DL
87—† Harvey Reed, RB
98—† Marques Douglas, DL
99—† Elijah Thurmon, WR
2001—† Tracy White, LB

HOWARD PAYNE (8)

61— Ray Jacobs, T
72— Robert Woods, LB
73— Robert Woods, LB
92— Scott Lichner, QB
94— Steven Seale, OL
95— Sean Witherwax, DL
97— Sedrick Medlock, DB
98— Sedrick Medlock, DB

HUMBOLDT ST. (6)

61— Drew Roberts, E
62— Drew Roberts, E
76— Michael Gooing, OL
82— David Rush, MG
83— Dean Diaz, DB
95— Randy Matyshock, TE

HURON (1)

76— John Aldridge, OL

IDAHO* (14)

83—† Ken Hobart, QB
85—† Eric Yarber, WR
88—† John Friesz, QB
89—† John Friesz, QB
† Lee Allen, WR
90—† Kasey Dunn, WR
91—† Kasey Dunn, WR
92—† Yo Murphy, WR
† Jeff Robinson, DL
93—† Doug Nussmeier, QB
† Mat Groshong, C
94—† Sherriden May, RB
† Jim Mills, OL
95—† Ryan Phillips, DL

IDAHO ST. (9)

69— Ed Bell, OE
77— Ray Allred, MG
81—† Case de Bruijn, P
† Mike Machurek, QB
83—† Jeff Kaiser, P
84—† Steve Anderson, DL
97—† Trevor Bell, DB
2001—† Eddie Johnson, P
03—† Jared Allen, DL

ILLINOIS COL. (2)

81— Joe Aiello, DL
2002—B.J. Harvey, KR

ILLINOIS ST. (12)

68— Denny Nelson, OT
85—† Jim Meyer, OL
86—† Brian Gant, LB
88—† Mike McCabe, P
93—† Todd Kurz, PK
98—† Chad Pegues, DL
† Galen Scott, LB
99—† Damien Gregory, DL
† Mike Rodbro, OG
† Sam Young, DB
2002—† Boomer Grigsby, LB
03—† Boomer Grigsby, LB

ILL. WESLEYAN (9)

34— Tony Blazine, T
74— Caesar Douglas, OT
91— Chris Bisailon, WR
92— Chris Bisailon, WR
96— Adam Slotkus, C
John Munch, LB
97— John Munch, LB
98— Kevin Fahey, DB
2000—Jeff Heinzl, DL

INDIANA (PA.) (24)

75— Lynn Hieber, QB
76— Jim Haslett, DE
77— Jim Haslett, DE
78— Jim Haslett, DE
79— Terrence Skelley, OE
80— Joe Cuigari, DT
84— Gregg Brenner, WR
86— Jim Angelo, OL
87— Troy Jackson, LB
88— Dean Cottrill, LB
90— Andrew Hill, WR
91— Tony Aliucci, QB
93— Matt Dalverny, OL
Mike Geary, PK
Michael Mann, RB
94— Jeff Turnage, DL
95— Jon Ruff, PK
Jeff Turnage, DL

97— Barry Threats, DB
98— Barry Threats, DB
99— Leander Jordan, OL
2000—Mike Borisenko, LB
01— Joey Flora, DB
03— Khiawatha Downey, OL

INDIANA ST. (13)

69— Jeff Keller, DE
75— Chris Hicks, OL
Vince Allen, RB
83—† Ed Martin, DE
84—† Wayne Davis, DB
85—† Vencie Glenn, DB
86—† Mike Simmonds, OL
93—† Shawn Moore, OL
94—† Dan Brandenburg, DL
95—† Dan Bradenburg, DL
† Tom Allison, PK
98—† Troy Lefevra, DE
99—† DeJuan Alfonso, DB/KR

INDIANAPOLIS (9)

83— Mark Bless, DL
84— Paul Loggan, DB
85— Tom Collins, DB
86— Dan Jester, TE
87— Thurman Montgomery, DL
91— Greg Matheis, DL
98— Ted Liette, LB
99— Josh Gentry, LB
2001—Neal Blank, DL

IONA (1)

2003—† Kevin Fales, DL

IOWA WESLEYAN (1)

87— Mike Wiggins, P

ITHACA (15)

72— Robert Wojnar, OT
74— David Remick, RB
75— Larry Czarnecki, DT
79— John Laper, LB
80— Bob Ferrigno, HB
84— Bill Sheerin, DL
85— Tim Torrey, LB
90— Jeff Wittman, FB
91— Jeff Wittman, FB
92— Jeff Wittman, FB
Dave Brumfield, OL
95— Scott Connolly, DL
98— Matt Buddenhagen, KR
Mike Sansone, LB
2000—Ron Amato, DB

JACKSON ST. (26)

62— Willie Richardson, E
69— Joe Stephens, OG
71— Jerome Barkum, OE
74— Walter Payton, RB
Robert Brazile, LB
Robert Hardy, DT
80—† Larry Werts, LB
81—† Mike Fields, OT
85—† Jackie Walker, LB
86—† Kevin Dent, DB
87—† Kevin Dent, DB
88—† Lewis Tillman, RB
† Kevin Dent, DB
89—† Darion Conner, LB
90—† Robert Turner, DB
91—† Deltrich Lockridge, OL
92—† Lester Holmes, OL
95—† Picasso Nelson, DB
96—† Sean Woodson, DB
† Grailyn Pratt, QB
† Otha Evans, LB
97—† Toby Myles, OL
98—† Sylvester Morris, WR
99—† Tommie Head, LB
† Sylvester Morris, WR
2002—† Elgin Andrews, LB

JACKSONVILLE ST. (10)

52— Jodie Connell, OG
66— Ray Vinson, DB
70— Jimmy Champion, C
77— Jesse Baker, DT
78— Jesse Baker, DT
82— Ed Lett, QB
86— Joe Billingsley, OT
88— Joe Billingsley, OT
95—† Darron Edwards, DB
2002—† Deon White, OL

JAMES MADISON (17)

77— Woody Bergeria, DT
78— Rick Booth, OL
85—† Charles Haley, LB
86—† Carlo Bianchini, OG
89—† Steve Bates, DL
90—† Eupton Jackson, DB
93—† David McLeod, WR
94—† Dwight Robinson, DB
95—† John Coursey, PK
† David Bailely, C
† Ed Perry, TE
96—† Ed Perry, TE
97—† Tony Booth, DB
99—† Curtis Keaton, RB
2000—† Chris Morant, DL
† Derick Pack, LB
01—† Derrick Lloyd, LB

JAMESTOWN (2)

76— Brent Tischer, OL
81— Ron Hausauer, OL

JOHN CARROLL (14)

50— Carl Taseff, B
74— Tim Barrett, RB
94— Jason Goldberg, PK
Ryan Haley, P
95— Chris Anderson, LB
96— London Fletcher, LB
Scott O'Donnell, DL
Chris Anderson, LB
97— London Fletcher, LB
David Ziegler, R
98— David Vitatoe, PK
99— Tom Rini, DB
2002—Tom Arth, QB
Chris Cubero, LB

JOHNS HOPKINS (4)

80— Bill Stromberg, WR
81— Bill Stromberg, WR
96— Jim Wilson, DL
2003—Matt Campbell, DB

JOHNSON SMITH (2)

82— Dan Beauford, DE
88— Ronald Capers, LB

JUNIATA (4)

54— Joe Veto, T
86— Steve Yerger, OL
87— Mark Dornier, DB
99— Matt Eisenberg, WR

KANSAS WESLEYAN (2)

35— Virgil Baker, G
56— Larry Houdek, B

KEAN (1)

87— Kevin McGuirl, TE

KENTUCKY ST. (3)

72— Wiley Epps, LB
98— Cleidus Hunt, DL
99— Ike Ihejeto, TE

KENYON (1)

74— Jim Myers, WR

KING'S (PA.) (3)

2000—Damon Saxon, RB
01— Steven Wilson, DL
02— Steven Wilson, DL

KNOX (4)

86— Rich Schiele, TE
87— Chris Vogel, WR
96— Chris Warwick, PK
98— Josh Fourdyce, DL

KNOXVILLE (1)

77— Dwight Treadwell, OL

KUTZTOWN (5)

77— Steve Head, OG
95— John Mobley, LB
97— Denauld Brown, DL
2001—Pete Mendez, DB
02— Pete Mendez, DB

LA SALLE (2)

38— George Somers, T
39— Frank Loughney, G

LA VERNE (3)

72— Dana Coleman, DT
91— Willie Reyna, QB
95— Anthony Jones, RB

LAFAYETTE (7)

- 79—† Rich Smith, TE
81—† Joe Skladany, LB
82—† Tony Green, DL
88—† Frank Baur, QB
92—† Edward Hudak, OL
96—† B.J. Galles, DB
97—† Dan Bengel, LB

LAKE FOREST (1)

- 2002—Casey Urlacher, LB

LAKELAND (1)

- 89— Jeff Ogjogo, P

LAMAR (5)

- 57— Dudley Meredith, T
61— Bobby Jancik, B
67— Spergon Wynn, OG
83—† Eugene Seale, LB
85—† Burton Murchison, RB

LAMBUTH (2)

- 93— Jo Jo Jones, RB
94— Jo Jo Jones, RB

LANE (1)

- 73— Edward Taylor, DT

LANGSTON (2)

- 73— Thomas Henderson, DE
94— Paul Reed, DB

LAWRENCE (11)

- 49— Claude Radtke, E
67— Charles McKee, QB
77— Frank Bouressa, C
78— Frank Bouressa, C
80— Scott Reppert, HB
81— Scott Reppert, HB
82— Scott Reppert, RB
83— Murray McDonough, DB
86— Dan Galante, DL
95— Brad Olson, RB
97— Brad Olson, FB

LEBANON VALLEY (1)

- 2003—Scott Marek, TE

LEHIGH (27)

- 49— Robert Numbers, C
50— Dick Doyno, B
57— Dan Nolan, B
59— Walter Meincke, T
69— Thad Jamula, OT
71— John Hill, C
73— Kim McQuilken, QB
75— Joe Sterrett, QB
77— Steve Kreider, WR
Mike Reiker, QB
79—† Dave Melone, OT
† Jim McCormick, DL
80—† Bruce Rarig, LB
83—† John Shigo, LB
85—† Rennie Benn, WR
90—† Keith Petzold, OL
93—† Dave Cecchini, WR
95—† Brian Klingerman, WR
† Rabih Abdullah, RB
96—† Ben Talbot, P
98—† Nick Martucci, DL
99—† Ian Eason, LB
2000—† Brian McDonald, OL
01—† Abdul Byron, DB
† Josh Snyder, WR
02—† Jeff Santacroce, OL
03—† Adam Bergen, TE

LENOIR-RHYNE (5)

- 52— Steve Trudnak, B
62— Richard Kemp, B
67— Eddie Joyner, OT
92— Jason Monday, PK
94— Leonard Davis, RB

LEWIS & CLARK (2)

- 68— Bill Bailey, DT
91— Dan Ruhl, RB

LIBERTY (6)

- 82— John Sanders, LB
86— Mark Mathis, DB
95—† Andrew McFadden, KR
† Tony Dews, TE
98—† Jesse Riley, LB
2000—† Jason Wells, DL

LINCOLN (MO.) (2)

- 53— Leo Lewis, B
54— Leo Lewis, B

LINFIELD (14)

- 57— Howard Morris, G
64— Norman Musser, C
72— Bernard Peterson, OG
75— Ken Cutcher, OL
78— Paul Dombroski, DB
80— Alan Schmidlin, QB
83— Steve Lopes, OL
84— Steve Boyea, OL
94— Darrin Causey, LB
2002—Daryl Agpalsa, OL
David Russell, RB
Ray Lions, DB
03— Tyler Matthews, QB
James Wilson, P

LIVINGSTONE (3)

- 84— Jo Jo White, RB
98— Charles Cooley, OL
2003—Jason Ocean, LB

LOCK HAVEN (1)

- 45— Robert Eyer, E

LONG BEACH ST. (4)

- 68— Bill Parks, OE
69— Leon Burns, FB
70— Leon Burns, RB
71— Terry Metcalf, RB

LORAS (3)

- 47— Robert Hanlon, B
84— James Drew, P
97— Shane Davis, RB

LOS ANGELES ST. (1)

- 64— Walter Johnson, OG

LOUISIANA (1)

- 50— Bernard Calendar, E

LA-LAFAYETTE* (1)

- 69— Glenn LaFleur, LB

LA-MONROE* (19)

- 67— Vic Bender, C
70— Joe Profit, RB
72— Jimmy Edwards, RB
73— Glenn Fleming, MG
74— Glenn Fleming, MG
82—† Arthur Christophe, C
† Bruce Daigle, DB
83—† Mike Grantham, OG
84—† Mike Grantham, OG
85—† Mike Turner, DB
87—† John Clement, OT
† Claude Brumfield, DT
88—† Cyril Crutchfield, DB
89—† Jackie Harris, E
92—† Jeff Blackshear, OL
† Vic Zordan, OL
† Roosevelt Potts, RB
93—† Raymond Batiste, OL
† James Falston, DL

LOUISIANA TECH* (15)

- 41— Garland Gregory, G
46— Mike Reed, G
68— Terry Bradshaw, QB
69— Terry Bradshaw, QB
72— Roger Carr, WR
73— Roger Carr, FL
74— Mike Barber, TE
Fred Dean, DT
82—† Matt Dunigan, QB
84—† Doug Landry, LB
† Walter Johnson, DE
85—† Doug Landry, LB
86—† Walter Johnson, LB-DE
87—† Glenell Sanders, LB
88—† Glenell Sanders, LB

LOUISVILLE* (1)

- 57— Leonard Lyles, B

LOYOLA (ILL.) (2)

- 35— Billy Roy, B
37— Clay Calhoun, B

LOYOLA MARYMOUNT (1)

- 42— Vince Pacewic, B

LUTHER (1)

- 57— Bruce Hartman, T

LYCOMING (10)

- 83— John Whalen, OL
85— Walt Zataveski, OL
89— Rick Bealer, DB
90— Rick Bealer, DB
91— Darrin Kenney, OT
Don Kinney, DL
Bill Small, LB
96— Michael Downey, OL
98— Jason Marraccini, QB
99— Cameron Coleman, DL

MacMURRAY (3)

- 97— Jamie Lee, RB
98— Jamie Lee, RB
2001—Curtis Fisher, OL

MAINE (11)

- 65— John Huard, LB
66— John Huard, LB
80—† Lorenzo Bouier, RB
89—† Carl Smith, RB
† Scott Hough, OL
90—† Claude Pettaway, DB
99—† Jojo Oliphant, DL
2001—† Chad Hayes, TE
† Stephen Cooper, LB
† Lennard Byrd, KR
02—† Stephan Cooper, LB

MAINE MARITIME (2)

- 92— Kirk Mathieu, RB
95— Rob Marchitello, RB

MANSFIELD (2)

- 2002—Dan Holland, LB
03— Dan Holland, LB

MARIETTA (1)

- 96— Dante Brown, RB

MARS HILL (6)

- 78— Alan Rice, OL
79— Steven Campbell, DB
87— Lee Marchman, LB
2000—Terrence Stokes, RB
01— David Cassell, TE
02— Khalid Abdullah, LB

MARSHALL* (29)

- 37— William Smith, E
40— Jackie Hunt, B
41— Jackie Hunt, B
87—† Mike Barber, WR
† Sean Doctor, TE
88—† Mike Barber, WR
† Sean Doctor, TE
90—† Eric Ihnat, TE
91—† Phil Ratliff, OL
92—† Michael Payton, QB
† Troy Brown, WR
† Phil Ratliff, OL
93—† Chris Deaton, OL
† William King, LB
† Roger Johnson, DB
94—† Roger Johnson, DB
† William Pannell, OL
† Travis Colquitt, P
95—† Chris Parker, RB
† William Pannell, OL
† Billy Lyon, DL
† Melvin Cunningham, DB
96—† Randy Moss, WR
† Billy Lyon, DL
† Aaron Ferguson, OL
† B.J. Cohen, DL
† Jermaine Swafford, LB
† Eugene McAleer, LB
† Melvin Cunningham, DB

MARTIN LUTHER (1)

- 97— John Feuersthaler, DB

MARY HARDIN-BAYLOR (4)

- 2001—Preston Meyer, LB
02— Ryan Harris, OL
Preston Meyer, LB
03— Tony Salazar, DB

MD.-EAST. SHORE (2)

- 64— John Smith, DT
68— Bill Thompson, DB

MARYVILLE (TENN.) (5)

- 67— Steve Dockery, DB
73— Earl McMahon, OG
77— Wayne Dunn, LB

- 92— Tom Smith, OL
93— Tom Smith, OL

MASSACHUSETTS (31)

- 52— Tony Chambers, OE
63— Paul Graham, T
64— Milt Morin, DE
67— Greg Landry, QB
71— William DeFlavio, MG
72— Steve Schubert, OE
73— Tim Berra, OE
75— Ned Deane, OL
76— Ron Harris, DB
77— Kevin Cummings, TE
Bruce Kimball, OL
Bruce Kimball, OG
80—† Bob Manning, DB
81—† Garry Pearson, RB
82—† Garry Pearson, RB
85—† Mike Dwyer, DL
88—† John McKeown, LB
90—† Paul Mayberry, OL
92—† Don Caparotti, DB
93—† Bill Durkin, OL
94—† Breon Parker, DB
95—† Rene Ingoglia, RB
98—† Marcel Shipp, RB
† Khari Samuel, LB
† Kerry Taylor, TE
99—† Jeremy Robinson, DB
† Kole Ayi, LB
† Jerard White, DB
† Sean Higgins, TE
2000—† Kole Ayi, LB
01—† Valdmar Brower, DL

MASS.-BOSTON (1)

- 92— Sean Munroe, WR

MASS.-DARTMOUTH (1)

- 98— Mike Cotton, DB

MASS. MARITIME (1)

- 95— Paul Diamantopoulos, DE

McDANIEL (5)

- 51— Victor Makovitch, DG
78— Ricci Bonaccorsy, DL
79— Ricci Bonaccorsy, DL
98— Mat Mathias, OL
2001—Jason Wingear, DB

McMURRY (6)

- 49— Brad Rowland, B
50— Brad Rowland, B
58— Charles Davis, G
68— Telly Windham, DE
74— Randy Roemisch, OT
80— Rick Nolly, OL

McNEESE ST. (30)

- 52— Charles Kuehn, DE
69— Glenn Kidder, OG
72— James Moore, TE
74— James Files, OT
82—† Leonard Smith, DB
92—† Terry Irving, LB
93—† Jose Larios, PK
† Terry Irving, LB
94—† Ronald Cherry, OL
95—† Kavika Pittman, DL
† Marsh Buice, DL
† Zack Bronson, DB
† Vincent Landrum, LB
96—† Zack Bronson, DB
97—† Reggie Nelson, OL
† Chris Fontenot, TE
† Donnie Ashley, PR
98—† Reggie Nelson, OL
† Charles Ayro, LB
2000—† Wes Hines, OL
† Jake Morrison, DL
01—† Joe Judge, DB
02—† Jason Davis, OL
† B.J. McNutt, DL
† Hadley Prince, DB
† Roderick Royal, LB
03—† Dwight Hudler, OL
† Roderick Royal, LB
† B.J. Sams, AP
† Keith Smith, DB

MEMPHIS* (1)

- 54— Robert Patterson, G

MENLO (2)

2000—Nate Jackson, WR
01— Nate Jackson, WR

MERCHANT MARINE (5)

52— Robert Wiechard, LB
69— Harvey Adams, DE
90— Harold Krebs, DB
97— Anthony Jacobs, OL
2002—David McNeal, RB

MESA ST. (9)

82— Dean Haugum, DT
83— Dean Haugum, DL
84— Don Holmes, DB
85— Mike Berk, OL
86— Mike Berk, OL
88— Tracy Bennett, PK
89— Jeff Russell, OT
90— Brian Johnson, LB
2003—DeMeco Moore, LB

METHODIST (1)

97— Trayfer Monroe, DB

MIAMI (FLA.)* (2)

45— Ed Cameron, G
William Leviitt, C

MIAMI (OHIO)* (1)

82—† Brian Pillman, MG

MICHIGAN TECH (1)

76— Jim VanWagner, RB

MIDDLE TENN.* (12)

64— Jimbo Pearson, S
65— Keith Atchley, LB
83—† Robert Carroll, OL
84—† Kelly Potter, PK
85—† Don Griffin, DB
88—† Don Thomas, LB
90—† Joe Campbell, RB
91—† Steve McAdoo, OL
† Joe Campbell, RB
92—† Steve McAdoo, OL
93—† Pat Hicks, OL
95—† Nathaniel Claybrooks, DL

MIDDLEBURY (3)

36— George Anderson, G
83— Jonathan Good, DL
2000—Andy Steele, LB

MIDLAND LUTHERAN (2)

76— Dave Marreel, DE
79— Scott Englehardt, OL

MILLERSVILLE (8)

76— Robert Parr, DB
80— Rob Riddick, RB
81— Mark Udovich, C
86— Jeff Hannis, DL
93— Scott Martin, DL
Greg Faulkner, OL
95— Kevin Cannon, AP
98— Mike McFetridge, WR

MILLIKIN (3)

42— Virgil Wagner, B
92— Mike Hall, KR
2003—Andy Beals, PK

MILLSAPS (13)

72— Rowan Torrey, DB
73— Michael Reams, LB
76— Rickie Haygood, QB
78— David Culpepper, LB
79— David Culpepper, LB
83— Edmond Donald, RB
85— Tommy Powell, LB
90— Sean Brewer, DL
91— Sean Brewer, DL
92— Sean Brewer, DL
93— Mitch Holloway, P
94— Kelvin Gladney, RB
2003—Matt O'Bryant, LB

MINN. DULUTH (5)

74— Mark Johnson, DB
75— Terry Egerdahl, LB
76— Ted McKnight, RB
82— Gary Birkholz, OG
2003—Russ Rabe, DE

MINN. ST. MANKATO (12)

73— Marty Kranz, DB
87— Duane Goldammer, OG
91— John Kelling, DB

93— Jamie Pass, QB
94— Josh Nelsen, WR
95— Mark Erickson, AP
96— Tywan Mitchell, WR
Greg Janacek, PK
97— Tywan Mitchell, WR
98— Tywan Mitchell, WR
2002—Andrew Tippins, DL
03— Jared Ziemke, DB

MINN. ST. MOORHEAD (2)

76— Rocky Gullickson, OG
84— Randy Sullivan, DB

MISSISSIPPI COL. (12)

72— Ricky Herzog, FL
79— Calvin Howard, RB
80— Bert Lyles, DE
82— Major Everett, RB
83— Wayne Frazier, OL
85— Earl Conway, DL
88— Terry Fleming, DL
89— Terry Fleming, DL
90— Fred McAfee, RB
92— Johnny Poole, OL
93— Kelly Ray, C
2000—Wilson Hillman, P

MISSISSIPPI VAL. (8)

79—† Carl White, OG
83—† Jerry Rice, WR
84—† Jerry Rice, WR
† Willie Totten, QB
87—† Vincent Brown, LB
91—† Ashley Ambrose, DB
97—† Terry Houzah, LB
98—† Terry Houzah, LB

MIT (1)

97— Duane Stevens, DB

MO.-ROLLA (5)

41— Ed Kromka, T
69— Frank Winfield, OG
74— Merle Dillow, TE
80— Bill Grantham, S
93— Elvind Listerud, PK

MO. SOUTHERN ST. (3)

93— Rod Smith, WR
Ron Burton, LB
95— Yancy McKnight, OL

MISSOURI VALLEY (3)

47— James Nelson, G
48— James Nelson, G
49— Herbert McKinney, T

MO. WESTERN ST. (1)

2003—Pierre Thomas, DB

MONMOUTH (2)

2002—†Joe Sentipal, LB
03—† Joe Sentipal, LB

MONMOUTH (ILL.) (1)

75— Ron Baker, RB

MONTANA (34)

67— Bob Beers, LB
70— Ron Stein, DB
76— Greg Anderson, DB
79—† Jim Hard, FL
83—† Brian Salonen, TE
85—† Mike Rice, P
87—† Larry Clarkson, OL
88—† Tim Hauck, DB
89—† Kirk Scafford, OL
† Tim Hauck, DB
93—† Dave Dickenson, QB
† Todd Ericson, DB
94—† Scott Gragg, OL
95—† Dave Dickenson, QB
† Matt Wells, WR
† Mike Agee, OL
† Eric Simonson, OL
96—† Joe Douglass, WR
† Mike Agee, OL
† Brian Ah Yat, QB
† Jason Crebo, LB
† David Kempfert, OL
97—† Jason Crebo, LB
99—† Kelley Bryant, DL
2000—†Drew Miller, QB
† Thatcher Szalay, OL
† Andy Petek, DL
01—† Thatcher Szalay, OL

† Vince Huntsberger, DB
† Mark Spencer, P
02—† Dylan McFarland, OL
† Trey Young, DB
03—† Dylan McFarland, OL
† Chris Snyder, PK

MONTANA ST. (15)

66— Don Hass, HB
67— Don Hass, HB
70— Gary Gustafson, LB
73— Bill Kollar, DT
75— Steve Kracher, RB
76— Lester Leininger, DL
78— Jon Borchardt, OT
81—† Larry Rubens, OL
84—† Mark Fellows, LB
† Dirk Nelson, P
93—† Sean Hill, DB
97—† Neal Smith, DL
99—† Matthew Peot, P
2003—†Corey Smith, RS
† Kane Ioane, DB

MONTANA TECH (3)

73— James Persons, OT
80— Steve Hossler, HB
81— Craig Opatz, OL

MONTCLAIR ST. (14)

75— Barry Giblin, DB
77— Mario Benimeo, DT
79— Tom Morton, OL
80— Sam Mills, LB
81— Terrance Porter, WR
82— Mark Casale, QB
84— Jim Rennae, OL
85— Dan Zakashefski, DL
86— Dan Zakashefski, DL
89— Paul Cioffi, LB
90— Paul Cioffi, LB
93— Jeff Bargiel, DL
95— Jeff Bargiel, DL
96— Jeff Bargiel, DL

MORAVIAN (1)

2002—Jarrrod Pence, DB

MOREHEAD ST. (5)

38— John Horton, C
42— Vincent Zachem, C
69— Dave Haverdick, DT
82—† John Christopher, P
86—† Randy Poe, OG

MORGAN ST. (8)

65— Willie Lanier, LB
67— Jeff Queen, DE
70— Willie Germany, DB
72— Stan Cherry, LB
73— Eugene Simms, LB
78— Joe Fowlkes, DB
80— Mike Holston, WR
93—† Matthew Steeple, DL

MORNINGSIDE (2)

49— Connie Callahan, B
91— Jorge Diaz, PK

MOUNT UNION (40)

84— Troy Starr, LB
87— Russ Kring, RB
90— Ken Edelman, PK
Dave Lasecki, LB
92— Mike Elder, OL
Jim Ballard, QB
Chris Dattilio, LB
93— Rob Atwood, TE
Jim Ballard, QB
Ed Bubonics, WR
Mike Hallet, DL
94— Rob Rodgers, LB
95— Mike Wonderfer, OG
Matt Liggett, DL
96— Bill Borchert, QB
Joe Weimer, OL
Josh Weber, OT
Brian Wervey, LB
97— Bill Borchert, QB
Joe Weimer, OL
Vic Ricketts, G
98— Jason Hall, LB
Kris Bugara, DB
99— Tom Bauer, OL
2000—Jason Gerber, OT

Adam Marino, WR
Gary Smeck, QB
01— Chuck Moore, RB
Adam Indorf, OL
Todd Bhraden, DL
Matt Campbell, DL
Chris Kern, DB
02— Larry Kinnard, OT
Dan Pugh, RB
Matt Campbell, DE
Chris Kern, DB
03— Robert Bradley, OL
Larry Kinnard, OL
Randell Knapp, WR
Shaun Spisak, LB

MUHLENBERG (6)

46— George Bibighaus, E
47— Harold Bell, B
93— Rob Lokerson, WR
99— Joshua Carter, KR
2000—Joshua Carter, KR
02— Chris Reed, PK

MURRAY ST. (8)

37— Elmer Cochran, G
73— Don Clayton, RB
79—† Terry Love, DB
86—† Charley Wiles, OL
95—† Derrick Cullors, RB
† William Hampton, DB
96—† William Hampton, DB
2001—†Shane Andrus, PK

MUSKINGUM (5)

40— Dave Evans, T
60— Bill Cooper, B
66— Mark DeVilling, DT
75— Jeff Heacock, DB
95— Cannon Thompson, DB

NEB.-KEARNEY (7)

76— Dale Mitchell Johnson, DB
78— Doug Peterson, DL
95— Matt Bruggeman, DL
97— Mike Smith, RT
2002—Henrik Juul-Nielsen, PK
Mike Miller, RB
03— Richie Ross, WR

NEB.-OMAHA (15)

64— Gerald Allen, HB
68— Dan Klepper, OG
76— Dan Fulton, WR
77— Dan Fulton, OE
80— Tom Sutko, LB
82— John Walker, DT
83— Tim Carlson, LB
84— Ron Petersen, OT
86— Keith Cober, LB
98— Chris Bober, OT
99— Chris Bober, OL
2000—Chris Cooper, DL
01— Chad Geiger, DB
02— Conor Riley, OL
03— Justin Kammrad, RB

NEB.-WESLEYAN (4)

90— Brad Bohn, DB
91— Darren Stohlmann, TE
92— Darren Stohlmann, TE
2000—Noland Urban, LB

NEVADA* (23)

52— Neil Garrett, DB
74— Greg Grouwinkel, DB
78— James Curry, MG
Frank Hawkins, RB
79—† Frank Hawkins, RB
† Lee Fobbs, DB
80—† Frank Hawkins, RB
† Bubba Puha, DL
81—† John Ramatici, LB
† Tony Zendejas, K
82—† Tony Zendejas, K
† Charles Mann, DT
83—† Tony Zendejas, K
† Jim Werbeckes, OG
† Tony Shaw, DB
85—† Greg Rea, OL
† Marty Zendejas, PK
† Pat Hunter, DB
86—† Henry Rolling, DE-LB
88—† Bernard Ellison, DB
90—† Bernard Ellison, DB

† Treamelle Taylor, KR
91—† Matt Clifton, LB

UNLV* (3)

73— Mike Thomas, RB
74— Mike Thomas, RB
75— Joseph Ingersoll, DL

NEW HAMPSHIRE (15)

50— Ed Douglas, G
68— Al Whittman, DT
75— Kevin Martell, C
76— Bill Burnham, RB
77— Bill Burnham, RB
Grady Vigneau, OT
85—† Paul Dufault, OL
87—† John Driscoll, OL
91—† Barry Bourassa, RB
† Dwayne Sabb, LB
94—† Mike Foley, DL
97—† Jerry Azumah, RS/RB
98—† Jerry Azumah, RB
† Walter Jones, OL
2002—† Stephan Lewis, RB

NEW HAVEN (17)

85— David Haubner, OL
87— Erik Lesinski, LB
88— Rob Thompson, OL
90— Jay McClucas, QB
92— Scott Emmert, OL
Roger Graham, RB
93— Roger Graham, RB
George Byrd, DB
Tony Willis, WR
94— Roger Graham, RB
95— Scott Riggs, LB
96— Jesse Showerda, QB
97— Mario DiDino, OL
Cazzie Kosciolk, QB
2000—Steve Cedor, LB
01— Idris Price, LB
02— Phil Bogle, OL

TCNJ (7)

74— Eric Hamilton, C
83— John Aromando, WR
91— Chris Shaw, C
97— Jim Haines, OL
Tom Ruggia, DL
98— Tom Ruggia, DL
03— Michael Sykes, DL

N.M. HIGHLANDS (8)

66— Carl Garrett, HB
67— Carl Garrett, HB
68— Carl Garrett, HB
81— Jay Lewis, DL
85— Neil Windham, LB
86— Tim Salz, PK
93— Rus Bailey, WR
96— Jamar Nailor, WR

NEWBERRY (3)

40— Dominic Collangelo, B
81— Stan Stanton, DL
97— Anthony Heatley, OL

NICHOLLS ST. (9)

76— Gerald Butler, OE
77— Rusty Rebowe, LB
81—† Dwight Walker, WR
82—† Clint Conque, LB
84—† Dewayne Harrison, TE
86—† Mark Carrier, WR
94—† Darryl Pounds, DB
2002—†Ljuan Walker, RS
03—† Chris Crawford, RS

NICHOLS (1)

81— Ed Zywiem, LB

NORFOLK ST. (5)

79— Mike Ellis, DB
89— Arthur Jimmerson, LB
94— James Roe, WR
95— James Roe, WR
Aaron Sparrow, QB

NORTH ALA. (22)

82— Don Smith, C
84— Daryl Smith, DB
85— Bruce Jones, DB
90— James Davis, LB
Mike Nord, OL
92— Harvey Summerhill, DB
93— Jeff Redcross, DL

Tyrone Rush, RB
Jeff Surbaugh, OL
Ronald McKinnon, LB
94— Jon Thompson, OL
Ronald McKinnon, LB
Marcus Keyes, DL
95— Jon Thompson, OL
Israel Raybon, DE
Ronald McKinnon, LB
Marcus Keyes, DL
96— Gerald Smith, DB
97— Reginald Ruffin, LB
Marcus Hill, DB
2003—Will Hall, QB
Evan Oglesby, CB

N.C. A&T (10)

69— Merl Code, DB
70— Melvin Holmes, OT
81—† Mike West, OL
86—† Ernest Riddick, NG
88—† Demetrius Harrison, LB
93—† Ronald Edwards, OL
95—† Jamain Stephens, OL
97—† Chris McNeil, DL
2001—†Curtis DeLoatch, RS
† Qasim Mitchell, OL

N.C. CENTRAL (5)

68— Doug Wilkerson, MG
69— Doug Wilkerson, OT
74— Charles Smith, DE
88— Earl Harvey, QB
96— Tommy Dorsey, LB

NORTH CENTRAL (ILL.) (1)

97— Jim Witte, OL

NORTH DAKOTA (32)

55— Steve Myhra, G
56— Steve Myhra, G
63— Neil Reuter, T
65— Dave Lince, DE
66— Roger Bonk, LB
71— Jim LeClair, LB
Dan Martinsen, DB
72— Mike Deutsch, RB
75— Bill Deutsch, RB
79— Paul Muckenhirn, TE
80— Todd Thomas, OT
81— Milson Jones, RB
89— Cory Solberg, PK
91— Shannon Burnell, RB
93— Shannon Burnell, RB
Kevin Robson, OL
94— Mike Mooney, LB
95— Dave Hillesheim, DE
96— Juan Gomez-Tagle, PK
Mark Callahan, DL
Tim Tibesar, LB
97— Phillip Moore, RB
Jim Kleinsasser, TE
98— Jim Kleinsasser, TE
Phillip Moore, RB
99— Kelly Howe, DB
2000—Cameron Peterka, PK
01— Cameron Peterka, PK
Travis O'Neal, LB
Dan Graf, AP
03— Ben Olson, OL
Digger Anderson, LB

NORTH DAKOTA ST. (33)

34— Melvin Hanson, B
46— Cliff Rothrock, C
66— Walt Odegaard, MG
67— Jim Ferge, LB
68— Jim Ferge, DT
Paul Hatchett, B
Paul Hatchett, HB
Joe Cichy, DB
70— Joe Cichy, DB
74— Jerry Dahl, DE
76— Rick Budde, LB
77— Lew Curry, OL
81— Wayne Schluchter, DB
82— Cliff Carmody, OG
Steve Garske, LB
83— Mike Whetstone, OG
84— Greg Hagfors, C
86— Jeff Bentrim, QB
Jim Dick, LB
87— Mike Favor, C
88— Matt Tracy, OL

Mike Favor, C
Yorrick Byers, LB
90— Phil Hansen, DL
Chris Simdorn, QB
93— Scott Fuchs, OL
T.R. McDonald, WR
95— Brad Servais, OL
97— Sean Fredricks, LB
99— Tim Strehlow, AP
2000—Lamar Gordon, RB
01— Leif Murphy, DL
Richard Lewis, KR

NORTH PARK (2)

72— Greg Nugent, OE
90— John Love, QB

NORTH TEXAS* (6)

47— Frank Whitlow, T
51— Ray Renfro, DB
83—† Ronnie Hickman, DE
† Rayford Cooks, DL
88—† Rex Johnson, DL
90—† Mike Davis, DL

NORTHEASTERN (5)

72— Tom Rezzuti, DB
78— Dan Ross, TE
96—† Jerome Daniels, OL
2001—†L.J. McKansas, RB
03—† Liam Ezekiel, LB

NORTHEASTERN ST. (7)

69— Manuel Britto, HB
71— Roosevelt Manning, DT
74— Kevin Goodlet, DB
82— Cedric Mack, WR
94— Ricky Ceasar, DL
2000—Rod Kelly, DL
02— Micah Lomas, OL

NORTHERN ARIZ. (21)

66— Rick Ries, LB
67— Bill Hanna, DE
68— Larry Small, OG
77— Larry Friedrichs, OL
Tom Jurich, K
78— Jerry Lumpkin, LB
79—† Ed Judie, LB
82—† Pete Mandley, WR
83—† Pete Mandley, WR
† James Gee, DT
86—† Goran Lingmerth, PK
89—† Darrell Jordan, LB
93—† Terry Belden, P
95—† Rayna Stewart, DB
† Kevin O'Leary, P
† Ben Petrucci, DL
96—† Archie Amerson, RB
† Ricky Pearsall, PR
97—† Dan Finn, OL
2002—†Mark Gould, P
03—† Mark Gould, P

NORTHERN COLO. (24)

68— Jack O'Brien, DB
80— Todd Volkart, DT
81— Brad Wimmer, OL
82— Mark Mostek, OG
Kevin Jelden, PK
89— Vance Lechman, DB
90— Frank Wainwright, TE
92— David Oliver, OL
93— Jeff Pease, LB
94— Jeff Pease, LB
95— Tony Ramirez, OL
Tim Bowie, DB
96— Tony Ramirez, OL
Delano Washington, DB
97— Aaron Smith, DL
Dirk Johnson, DB
98— Aaron Smith, DL
Scott Zimmerman, LB
99— Corte McGuffey, QB
Jamie Heiner, LB
2000—Ryan Burkholder, OL
02— Anthony Dunn, DL
Cabel Rohloff, LB
03— Vincent Jackson, WR

NORTHERN ILL.* (2)

62— George Bork, B
63— George Bork, B

NORTHERN IOWA (24)

52— Lou Bohnsack, C
60— George Asleson, G
61— Wendell Williams, G
64— Randy Schultz, FB
65— Randy Schultz, FB
67— Ray Pedersen, MG
75— Mike Timmermans, OT
85— Joe Fuller, DB
87—† Carl Boyd, RB
90—† Brian Mitchell, PK
91—† Brian Mitchell, PK
92—† Kenny Shedd, WR
† William Freaney, LB
94—† Andre Allen, LB
95—† Dedic Ward, WR
96—† Dedic Ward, WR
99—† Brad Meester, C
† Mike Furrey, WR
2000—†Eddie Berlin, WR
† Ryan Helming, QB
† Ryan Dook, DB
01—† MacKenzie Hoambrecker, PK
† Adam Vogt, LB
02—† MacKenzie Hoambrecker, PK

NORTHERN MICH. (8)

75— Daniel Stencil, OL
76— Maurice Mitchell, FL
77— Joseph Stemo, DB
82— George Works, RB
87— Jerry Woods, DB
88— Jerry Woods, DB
99— Ty Hartung, P
2000—Mark Dugas, OL

NORTHERN ST. (1)

76— Larry Kolbo, DL

NORTHWEST MO. ST. (20)

39— Marion Rogers, G
84— Steve Hansley, WR
89— Jason Agee, DB
96— Matt Uhde, DL
97— Chris Greisen, QB
98— Twan Young, DB
Aaron Crowe, LB
Chris Greisen, QB
Steve Coppinger, C
Aaron Becker, DL
99— Tony Miles, AP
David Purnell, PK
Chad Thompson, OG
2000—Andy Erpelding, OT
Tony Miles, AP/WR
Aaron Becker, DL
Brian Williams, LB
01— Seth Wand, OL
02— Seth Wand, OL
03— Jamaica Rector, WR

N'WESTERN (IOWA) (1)

71— Kevin Korvor, DE

NORTHWESTERN ST. (17)

66— Al Dodd, DB
80—† Warren Griffith, C
† Joe Delaney, RB
81—† Gary Reasons, LB
82—† Gary Reasons, LB
83—† Gary Reasons, LB
84—† Arthur Berry, DT
87—† John Kulakowski, DE
91—† Andre Carron, LB
92—† Adrian Hardy, DB
† Marcus Spears, OL
93—† Marcus Spears, OL
97—† Tony Maranto, DB
98—† Jermaine Jones, DB
99—† Mike Green, DB
2000—†Terrence McGee, PR
02—† Roy Locks, DL

NORTHWOOD (3)

73— Bill Chandler, DT
74— Bill Chandler, DT
98— Tyrone Nelson, OL

NORWICH (3)

79— Milt Williams, RB
84— Beau Almadobar, WR
85— Mike Norman, OL

OBERLIN (2)

45— James Boswell, B
2003—Quammie Semper, DB

OCCIDENTAL (6)

- 76— Rick Fry, FL
 77— Rick Fry, SE
 82— Dan Osborn, P
 83— Ron Scott, DB
 89— David Hodges, LB
 90— Peter Tucker, OL

OHIO* (2)

- 35— Art Lewis, T
 60— Dick Grecni, C

OHIO NORTHERN (8)

- 95— LaVant King, WR
 96— Jerry Adams, DB
 98— Steve Vagedes, P
 99— Jamal Robertson, RB
 Kory Allen, OL
 Jeremy Presar, DB
 Steve Vagedes, P/WR
 2000— Jamal Robertson, RB

OHIO WESLEYAN (8)

- 34— John Turley, B
 51— Dale Bruce, OE
 71— Steve Dutton, DE
 83— Eric DiMartino, LB
 90— Jeff Court, OG
 Neil Ringers, DL
 91— Kevin Rucker, DL
 96— Craig Anderson, LB

OKLA. PANHANDLE (2)

- 82— Tom Rollison, DB
 83— Tom Rollison, DB

OTTERBEIN (4)

- 82— Jim Hoyle, K
 90— Ron Severance, WR
 91— Ron Severance, WR
 2001— Jeff Gibbs, TE

OUACHITA BAPTIST (2)

- 79— Ezekiel Vaughn, LB
 2001— T.J. Bingham, DL

PACIFIC (4)

- 34— Cris Kjeldsen, G
 47— Eddie LeBaron, B
 48— Eddie LeBaron, B
 49— Eddie LeBaron, B

PACIFIC LUTHERAN (12)

- 40— Marv Tommervik, B
 41— Marv Tommervik, B
 47— Dan D'Andrea, C
 52— Ron Billings, DB
 65— Marvin Peterson, C
 78— John Zamberlin, LB
 85— Mark Foegel, PK
 Tim Shannon, DL
 88— Jon Kral, DL
 2000— Chad Johnson, QB
 02— Kyle Brown, WR
 03— Casey Carlson, LB

PENNSYLVANIA (10)

- 86— Marty Peterson, OL
 88— John Zinser, OL
 90— Joe Valerio, OL
 93— Miles Macik, WR
 94— Pat Goodwillie, LB
 95— Miles Macik, WR
 Tom McGarrity, DL
 96— Mitch Marrow, DL
 2001— Jeff Hatch, OL
 03— Chris Clark, OL

PEPPERDINE (2)

- 47— Darwin Horn, B
 55— Wixie Robinson, G

PERU ST. (4)

- 52— Robert Lade, OT
 53— Robert Lade, T
 81— Alvin Holder, RB
 91— Tim Herman, DL

PILLSBURY (1)

- 85— Calvin Addison, RB

PITTSBURG ST. (29)

- 61— Gary Snadon, B
 70— Mike Potchard, OT
 78— Brian Byers, OL
 88— Jesse Wall, OL
 89— John Roderique, LB
 90— Ron West, WR

- 91— Ron West, WR
 92— Ronald Moore, RB
 93— Doug Bullard, OL
 94— Andy Sweet, LB
 Chris Brown, DB
 95— Phil Schepens, OT
 B.J. McGivern, LB
 Chris Brown, DB

- 96— Bob Goltra, OL
 97— Sean McNamara, OL
 Brian Moorman, P
 Ben Peterson, DE
 Brian Moorman, P

- 99— Andrew Poling, DB
 2000— Wes Baker, LB
 01— Matt Howard, OL
 Earl Henry, LB
 Aaron McConnell, DL

- 02— Daniel Chappell, PK
 Eric Johnson, C
 Aaron McConnell, DL

- 03— Tyronne Armstrong, OG
 Aaron McConnell, DL

PLYMOUTH ST. (8)

- 74— Robert Gibson, DB
 82— Mark Barrows, LB
 83— Joe Dudek, RB
 84— Joe Dudek, RB
 85— Joe Dudek, RB
 91— Scott Allen, LB
 94— Colby Compton, LB
 95— Colby Compton, LB

POMONA-PITZER (1)

- 74— Larry Cenotto, QB

PORTLAND ST. (18)

- 76— June Jones, QB
 77— Dave Stief, OE
 79— Stuart Gaussoin, SE
 Kurt Ijanoff, OT
 80— Neil Lomax, QB
 84— Doug Mikolas, DL
 88— Bary Naone, TE
 Chris Crawford, QB
 89— Darren Del'Andrae, QB
 91— James Fuller, DB
 92— John Charles, QB
 93— Rick Cruz, LB
 94— Sam Peoples, DB
 Jesus Moreno, OT
 95— Steve Papin, RB
 98— Bobby Singh, OL
 2000— Charles Dunn, RB
 01— Terry Charles, WR

PRAIRIE VIEW (2)

- 64— Otis Taylor, OE
 70— Bivian Lee, DB

PRESBYTERIAN (10)

- 45— Andy Kavounis, G
 46— Hank Caver, B
 52— Joe Kirven, OE
 68— Dan Eckstein, DB
 71— Robert Norris, LB
 78— Roy Walker, OL
 79— Roy Walker, OL
 83— Jimmie Turner, LB
 2001— Todd Cunningham, QB
 D.J. Humphries, WR

PRINCETON (5)

- 87— Dean Cain, DB
 89— Judd Garrett, RB
 92— Keith Elias, RB
 93— Keith Elias, RB
 2001— Taylor Northrop, PK

PRINCIPIA (1)

- 93— Matt Newton, WR

PUGET SOUND (9)

- 56— Robert Mitchell, G
 63— Ralph Bauman, G
 66— Joseph Peyton, OE
 75— Bill Linnenkohl, LB
 76— Dan Kuehl, DL
 81— Bob Jackson, MG
 82— Mike Bos, WR
 83— Larry Smith, DB
 87— Mike Oliphant, RB

RANDOLPH-MACON (9)

- 47— Albert Oley, G
 57— Dave Young, G

- 79— Rick Eades, DL
 80— Rick Eades, DL
 84— Cody Dearing, QB
 88— Aaron Boston, OL
 96— Tim Armoska, LB
 98— Chuck Davis, DL
 99— Sean Eaton, WR

REDLANDS (5)

- 77— Randy Van Horn, OL
 92— James Shields, DL
 2002— Sean Lipscomb, P
 Jeff Thomas, DB
 03— Wil Goff, DL

RENSELAE (3)

- 96— Scott Cafarelli, OL
 98— Krishawn Gilmore, RB
 99— Chris Swartz, DB

RHODE ISLAND (9)

- 55— Charles Gibbons, T
 82— Richard Pelzer, OL
 83— Tony DeLuca, DL
 84— Brian Forster, TE
 85— Brian Forster, TE
 Tom Ehrhardt, QB
 90— Kevin Smith, DB
 92— Darren Rizzi, TE
 96— Frank Ferrara, DL

RHODES (5)

- 36— Henry Hammond, E
 38— Gaylon Smith, B
 76— Conrad Bradburn, DB
 85— Jim Hever, PK
 88— Larry Hayes, OL

RICHMOND (6)

- 84— Eddie Martin, OL
 97— Shawn Barber, LB
 Marc Megna, DL
 98— Marc Megna, DT
 Eric King, OL
 2000— Eric Beatty, OL

RIPON (7)

- 57— Peter Kasson, E
 75— Dick Rehbein, C
 76— Dick Rehbein, OL
 79— Art Peters, TE
 82— Bob Wallner, OL
 95— Jim Wallace, DB
 2000— Nate Kok, DB

ROANOKE (1)

- 38— Kenneth Moore, E

ROCHESTER (7)

- 51— Jack Wilson, DE
 52— Donald Bardell, DG
 67— Dave Ragusa, LB
 75— Ralph Gebhardt, DB
 90— Craig Chodak, P
 92— Brian Laudadio, DL
 93— Geoff Long, DL

ROCKHURST (1)

- 41— Joe Kiernan, T

ROCKY MOUNTAIN (1)

- 2001— Travis Salter, DB

ROLLINS (1)

- 40— Charles Lingerfelt, E

ROSE-HULMAN (2)

- 77— Gary Ellis, DB
 92— Todd Holthaus, PK

ROWAN (12)

- 78— Dino Hall, RB
 93— Bill Fisher, DL
 95— LeRoi Jones, LB
 97— Terrick Grace, DB
 98— Jarryn Avery, OL
 99— John Gavlick, LB
 Jarryn Avery, OL
 Cornelius White, DL
 2000— Ron Gibson, DB
 01— Tony Racioppi, QB
 Rob Rieck, OL
 02— Gerrit Tosh, DL

SACRAMENTO ST. (8)

- 64— William Fuller, OT
 91— Troy Mills, RB
 Jim Crouch, PK
 92— Jon Kirksey, DL

- 98— Charles Roberts, RB
 99— Charles Roberts, RB
 Jon Osterhout, OL
 2000— Charles Roberts, RB

SAGINAW VALLEY (8)

- 81— Eugene Marve, LB
 84— Joe Rice, DL
 90— David Cook, DB
 92— Bill Schafer, TE
 97— Paul Spicer, DL
 Kent Kraatz, OT
 98— Lamar King, DL
 2000— Brian Dolph, WR

ST. AMBROSE (5)

- 40— Nick Kerasiotis, G
 51— Robert Flanagan, B
 58— Robert Webb, B
 87— Jerry Klosterman, DL
 97— Craig Shepherd, OL

ST. BONAVENTURE (2)

- 46— Phil Colella, B
 48— Frank LoVuola, E

ST. CLOUD ST. (7)

- 85— Mike Lambrecht, DL
 95— Randy Martin, RB
 96— Randy Martin, RB
 97— Mike McKinney, WR
 2002— Matt Huebner, TE
 Ben Nelson, WR
 03— Keith Heckendorf, QB

ST. JOHN FISHER (1)

- 2003— Brad Keem, DL

ST. JOHN'S (MINN.) (20)

- 65— Pat Whalin, DB
 79— Ernie England, MG
 82— Rick Bell, RB
 83— Chris Biggins, TE
 91— Pat Mayew, QB
 93— Burt Chamberlin, OL
 Jim Wagner, DL
 94— Jim Wagner, DL
 95— Chris Palmer, WR
 96— Jesse Redepenning, OL
 98— Brandon Novak, LB
 99— Brandon Novak, LB
 Phil Barry, P
 2000— Nathan Kirschner, TE
 Chris Salvato, OL
 02— Blake Elliott, AP/WR
 Jeremy Hood, DL
 Cam McCambridge, LB
 03— Blake Elliott, WR
 Jeremy Hood, DE

ST. JOHN'S (N.Y.) (1)

- 83— Todd Jamison, QB

ST. LAWRENCE (2)

- 51— Ken Spencer, LB
 77— Mitch Brown, DB

ST. MARY (KAN.) (1)

- 86— Joe Brinson, RB

ST. MARY'S (CAL.) (7)

- 79— Fran McDermott, DB
 80— Fran McDermott, DB
 88— Jon Braff, TE
 92— Mike Estrella, PK
 2001— Travis White, DL
 02— Nathan Frowsing, OL
 Weston Borba, DB

ST. MARY'S (TEX.) (1)

- 36— Douglas Locke, B

ST. NORBERT (7)

- 57— Norm Jarock, B
 64— Dave Jauquet, DE
 2000— Jeremiah Janssen, DL
 01— Jeremiah Janssen, LB
 02— Kevin O'Malley, OL
 03— Joe Masciopinto, DB
 Seth Schussler, TE

ST. OLAF (3)

- 53— John Gustafson, E
 78— John Nahorniak, LB
 80— Jon Anderson, DL

ST. THOMAS (MINN.) (11)

- 45— Theodore Molitor, E
 48— Jack Salscheider, B

84— Neal Guggemos, DB
 85— Neal Guggemos, DB
 90— Gary Trettel, RB
 91— Kevin DeVore, OL
 94— Ryan Davis, TE
 95— Ryan Davis, TE
 96— Ryan Collins, TE
 97— Ryan Collins, TE
 2002—Sean O'Leary, DL

SALISBURY (6)

82— Mark Lagowski, LB
 84— Joe Mammano, OL
 85— Robb Disbennett, QB
 86— Tom Kress, DL
 95— Mark Hannah, LB
 2002—Beau Ridgway, OL

SAM HOUSTON ST. (6)

49— Charles Williams, E
 52— Don Gottlob, B
 91— † Michael Bankston, DL
 2001—†Jonathon Cooper, WR
 † Keith Heinrich, TE
 † Keith Davis, DB

SAMFORD (4)

36— Norman Cooper, C
 94— † Anthony Jordan, AP
 2002—†Cortland Finnegan, RS
 03— † Efreim Hill, WR

SAN DIEGO (4)

73— Bob Dulich, QB
 81— Dan Herbert, DB
 92— Robert Ray, P
 2003—†Eric Rasmussen, QB

SAN DIEGO ST.* (6)

35— John Butler, G
 66— Don Horn, QB
 67— Steve Duich, OT
 Haven Moses, OE
 Fred Dryer, DE
 Lloyd Edwards, B

SAN FRANCISCO (1)

42— John Sanchez, T

SAN FRAN. ST. (7)

51— Robert Williamson, OT
 60— Charles Fuller, B
 67— Joe Koontz, OE
 76— Forest Hancock, LB
 78— Frank Duncan, DB
 82— Poncho James, RB
 84— Jim Jones, TE

SAN JOSE ST.* (2)

38— Lloyd Thomas, E
 39— LeRoy Zimmerman, B

SANTA CLARA (8)

64— Lou Pastorini, LB
 71— Ronald Sani, C
 79— Jim Leonard, C
 80— Brian Sullivan, K
 82— Gary Hoffman, OT
 83— Alex Vlahos, C
 Mike Rosselli, LB
 85— Brent Jones, TE

SAVANNAH ST. (3)

79— Timothy Walker, DL
 89— Shannon Sharpe, TE
 96— Britt Henderson, DB

SEWANEE (9)

63— Martin Agnew, B
 73— Mike Lumpkin, DE
 77— Nino Austin, DB
 79— John Hill, DB
 80— Mallory Nimocs, TE
 81— Greg Worsowicz, DB
 86— Mark Kent, WR
 90— Ray McGowan, DL
 99— Antonio Crook, OL

SHENANDOAH (1)

2002—Gregg Anderson, DB

SHEPHERD (5)

98— James Rooths, KR
 99— Damian Beane, RB
 James Rooths, KR
 2000—James Rooths, DB
 Dalevon Smith, RB

SHIPPENSBURG (5)

53— Robert Adams, G
 91— Jeff Fickes, DB
 94— Doug Seidenstricker, DB
 99— Jamie Ware, WR
 2001—Chad Oberholzer, DL

SIENA (2)

95— † Reggie Greene, AP
 97— † Reggie Greene, RB

SIMON FRASER (1)

90— Nick Mazzoli, WR

SIMPSON (8)

89— Ricky Gales, RB
 96— Brent Parrott, DB
 Chris Whiney, OT
 97— Jeremy Whalen, DL
 98— Guy Leman, RB
 Clint Head, OL
 2003—Mike Donnenwerth, P
 Kyle Westphal, DB

SLIPPERY ROCK (8)

74— Ed O'Reilly, RB
 75— Jerry Skocik, TE
 76— Chris Thull, LB
 77— Bob Schrantz, TE
 78— Bob Schrantz, TE
 85— Jeff Williams, P
 97— Dave Sabolcik, OL
 98— Matt Kinsinger, DL

SONOMA ST. (3)

86— Mike Henry, LB
 92— Larry Allen, OL
 93— Larry Allen, OL

SOUTH CAROLINA ST. (24)

67— Tyrone Caldwell, DE
 71— James Evans, LB
 72— Barney Chavous, DE
 73— Donnie Shell, DB
 75— Harry Carson, DE
 76— Robert Sims, DL
 77— Ricky Anderson, RB
 79— † Phillip Murphy, DL
 80— † Edwin Bailey, OG
 81— † Anthony Reed, FB
 † Dwayne Jackson, DL
 82— † Dwayne Jackson, DE
 † Anthony Reed, RB
 † Ralph Green, OT
 † John Courtney, DT
 83— † Ralph Green, OT
 89— † Eric Douglas, OL
 91— † Robert Porcher, DL
 93— † Anthony Cook, DE
 94— † Anthony Cook, DL
 96— † Raleigh Roundtree, OL
 97— † Chartric Darby, DL
 98— † Jermaine Derricott, DB
 2001—†Derek Harrison, LB

SOUTH DAKOTA (12)

68— John Kohler, OT
 69— John Kohler, OT
 71— Gene Macken, OG
 72— Gary Kipling, OG
 78— Bill Moats, DB
 79— Benjamin Long, LB
 83— Kurt Seibel, K
 86— Jerry Glinsky, C
 Todd Salat, DB
 88— Doug VanderEsch, LB
 97— Brent Petersen, DL
 2000—Russel Burwell, DB

SOUTH DAKOTA ST. (17)

67— Darwin Gonnerman, HB
 68— Darwin Gonnerman, FB
 74— Lynn Boden, OT
 77— Bill Matthews, DE
 79— Charles Loewen, OL
 84— Rick Wegher, RB
 85— Jeff Tiefenthaler, WR
 86— Jeff Tiefenthaler, WR
 91— Kevin Tetzlaff, OL
 92— Doug Miller, LB
 93— Adam Timmerman, DL
 94— Jake Hines, TE
 Adam Vinatieri, P
 Adam Timmerman, OL
 96— Tom O'Brien, P

99— Josh Ranek, RB
 2001—Josh Ranek, RB

SOUTH DAKOTA TECH (1)

73— Charles Waite, DB

SOUTH FLA.* (1)

98— † Bill Gramatica, PK

SOUTHEAST MO. ST. (6)

37— Wayne Goddard, T
 94— † Doug Berg, DL
 95— † Frank Russell, DB
 97— † Angel Rubio, DL
 2002—†Willie Ponder, WR
 03— † Eugene Amano, OL

SOUTHEASTERN LA. (3)

70— Ronnie Hornsby, LB
 83— † Bret Wright, P
 85— † Willie Shepherd, DL

SOUTHERN U. (9)

70— Isiah Robertson, LB
 72— James Wright, OG
 73— Godwin Turk, LB
 79— † Ken Times, DL
 87— † Gerald Perry, OT
 93— † Sean Wallace, DB
 95— † Kendall Shello, DL
 2000—†Michael Hayes, WR
 03— † Lenny Williams, DB

SOUTHERN ARK. (7)

84— Greg Stuman, LB
 85— Greg Stuman, LB
 97— Fred Perry, LB
 98— Jason Williams, PK
 2001—Eddie Key, LB
 02— Nik Lewis, WR
 03— Nik Lewis, AP

SOUTHERN CONN. ST. (11)

82— Mike Marshall, DB
 83— Kevin Gray, OL
 84— William Sixsmith, LB
 86— Rick Atkinson, DB
 91— Ron Leconte, OL
 92— Steve Lawrence, LB
 94— Anthony Idone, DL
 95— † Joe Andruzzi, OL
 96— Joe Andruzzi, OL
 2000—Damon Richardson, DB
 02— Jacques Cesaire, DL

SOUTHERN ILL. (8)

70— Lionel Antoine, OE
 71— Lionel Antoine, OE
 83— † Donnell Daniel, DB
 † Terry Taylor, DB
 96— † Mark Gagliano, P
 99— † Cornell Craig, WR
 2002—†Mo Abdulqaadir, RB
 03— † Alexis Moreland, DB

SOUTHERN MISS.* (4)

53— Hugh Pepper, B
 56— Don Owens, T
 58— Robert Yenko, E
 59— Hugh McInnis, E

SOUTHERN ORE. ST. (3)

75— Dennis Webber, LB
 99— Griff Yates, RB
 2003—Dusty McGrorty, RB

SOUTHERN UTAH (10)

79— Lane Martino, DL
 87— Jeff McComb, P
 89— Randy Bostic, C
 90— Randy Bostic, C
 95— † Micah Deckert, TE
 97— † Jimmy Brimmer, LB
 99— † John Uriarte, OL
 † Josh Roberts, DB
 2000—†Matt Cannon, QB
 † Randy Clark, OL

SOUTHWEST MO. ST. (12)

66— William Stringer, OG
 87— † Matt Soraghan, LB
 89— † Mark Christenson, OL
 90— † DeAndre Smith, QB
 91— † Bill Walter, DL
 93— † Adrion Smith, DB
 95— † DeLaun Fowler, LB
 96— † Michael Cosey, RB
 † Wayne Boyer, PK

† Mike Miano, DL
 97— † Travis Brawner, PK
 2001—†P.J. Jones, LB

SOUTHWEST MINN. ST. (2)

87— James Ashley, WR
 91— Wayne Hawkins, DE

SOUTHWESTERN (KAN.) (2)

82— Tom Audley, DL
 84— Jackie Jensen, RB

SOUTHWESTERN OKLA. (2)

77— Louis Blanton, DB
 82— Richard Lockman, LB

SPRINGFIELD (17)

68— Dick Dobbert, C
 70— John Curtis, OE
 76— Roy Samuelsen, MG
 78— Jack Quinn, DB
 79— Jack Quinn, DB
 80— Steve Foster, OT
 81— Jon Richardson, LB
 83— Wally Case, DT
 Ed Meachum, TE
 85— Jim Anderson, LB
 91— Fran Papasadero, DL
 94— Matt Way, OL
 96— Jamie McGourty, DL
 98— John Cena, OL
 2000—Matt Sallilia, OG
 02— Greg Switaj, PK
 03— Brian Dewey, OG

STEPHEN F. AUSTIN (16)

51— James Terry, DE
 79— Ronald Haynes, DL
 85— James Noble, WR
 86— † Darrell Harkless, DB
 88— † Eric Lokey, LB
 89— † David Whitmore, DB
 93— † Cedric Walker, DB
 95— † Joey Wylie, OL
 † Lee Kirk, OL
 † Damiyon Bell, DB
 96— † Jeremiah Trotter, LB
 97— † Mikhail Ricks, WR
 † Jeremiah Trotter, LB
 98— † Chad Stanley, P
 99— † Ka Ron Coleman, PR
 2003—†Brent Hafford, DB

STILLMAN (1)

2002—James Patrick, DB

STONY BROOK (2)

87— Chuck Downey, DB
 88— David Lewis, P

SUL ROSS ST. (2)

65— Tom Nelson, DE
 88— Francis Jones, DB

SUSQUEHANNA (6)

51— James Hazlett, C
 90— Keith Henry, DL
 92— Andy Watkins, LB
 96— Jeremy Ziesloft, DB
 99— Antonio Nash, DB
 2003—Mark Bartosic, WR

SWARTHMORE (1)

89— Marshall Happer, OL

TAMPA (5)

65— John Perry, DB
 68— Ron Brown, MG
 70— Leon McQuay, RB
 71— Ron Mikolajczyk, OT
 Sammy Gellerstedt, MG

TENN.-MARTIN (3)

68— Julian Nunnamaker, OG
 88— Emanuel McNeil, DL
 91— Oscar Bunch, TE

TENNESSEE ST. (22)

67— Claude Humphrey, DT
 68— Jim Marsalis, DB
 69— Joe Jones, DE
 70— Vernon Holland, OT
 71— Cliff Brooks, DB
 Joe Gilliam, QB
 Robert Woods, OT
 Waymond Bryant, LB
 Waymond Bryant, LB
 Ed Jones, DE

74— Cleveland Elam, DE
 81—† Mike Jones, WR
 † Malcolm Taylor, DT
 82—† Walter Tate, OL
 86—† Onzy Elam, LB
 90—† Colin Godfrey, P
 93—† Brent Alexander, DB
 98—† Tyrone Butterfield, WR
 99—† Lamar Carter, DL
 † Avion Black, RS
 † Michael Thompson, OL
 2003—† Charles Anthony, RB

TENNESSEE TECH (13)

52— Tom Fann, OT
 59— Tom Hackler, E
 60— Tom Hackler, E
 61— David Baxter, T
 69— Larry Schreiber, HB
 71— Jim Youngblood, LB
 72— Jim Youngblood, LB
 74— Elois Grooms, DE
 76— Ed Burns, OT
 89—† Ryan Weeks, PK
 96—† Robert Taylor, DB
 2001—† Joey Bishop, OL
 † D.J. Bleisath, DL

TENN. WESLEYAN (1)

92— Derrick Scott, PK

TEXAS-ARLINGTON (5)

66— Ken Ozee, DT
 67— Robert Diem, OG
 Robert Willbanks, S
 83—† Mark Cannon, C
 84—† Bruce Collie, OL

TEX. A&M-COMMERCE (21)

38— Darrell Tully, B
 53— Bruno Ashley, G
 58— Sam McCord, B
 59— Sam McCord, B
 68— Chad Brown, OT
 70— William Lewis, C
 72— Curtis Wester, OG
 73— Autry Beamon, DB
 84— Alan Veingrad, OG
 88— Kim Morton, DL
 90— Terry Bagsby, DL
 91— Eric Turner, DB
 Dwayne Phorne, OL
 Eric Turner, DB
 Pat Williams, DB
 93— Fred Woods, LB
 Billy Watkins, PK
 Kevin Mathis, DB
 96— Kevin Mathis, DB
 99— Antonio Wilson, LB
 2003— Chris Miller, P

TEX. A&M-KINGSVILLE (59)

40— Stuart Clarkson, C
 41— Stuart Clarkson, C
 59— Gerald Lambert, G
 60— William Crafts, T
 62— Douglas Harvey, C
 63— Sid Blanks, B
 65— Randy Johnson, QB
 66— Dwayne Nix, OE
 67— Dwayne Nix, OE
 68— Dwayne Nix, OE
 Ray Hickl, OG
 70— Dwight Harrison, DB
 Margarito Guerrero, MG
 71— Eldridge Small, OE
 Levi Johnson, DB
 Ernest Price, DE
 74— Don Hardeman, RB
 75— David Hill, TE
 76— Richard Ritchie, QB
 Larry Grunewald, LB
 77— Larry Collins, RB
 John Barefield, DE
 Billy John, OT
 79— Andy Hawkins, LB
 80— Don Washington, CB
 81— Durwood Roquemore, DB
 82— Darrell Green, DB
 83— Loyd Lewis, OG
 84— Neal Lattue, PK
 85— Charles Smith, C
 86— Johnny Bailey, RB
 Moses Horn, OG

87— Johnny Bailey, RB
 Moses Horn, OG
 88— Rod Mounts, OL
 Johnny Bailey, RB
 John Randle, DL
 Johnny Bailey, RB
 90— Keithen DeGrate, OL
 91— Brian Nielsen, OL
 92— Earl Dotson, OL
 93— Anthony Phillips, DB
 Moke Simon, DL
 94— Jeff Rodgers, DL
 Kevin Dogins, C
 95— Jermane Mayberry, OT
 Jaime Martinez, OG
 Kevin Dogins, C
 96— Todd Perkins, OT
 97— Chris Hensley, LB
 98— Cedric Johnson, DB
 Cliff Clemons, OL
 99— Robert Garza, C
 2000— Robert Garza, C
 01— Kiah Johnson, LB
 02— Mike Clay, DL
 Nicholas Davis, DB
 Kevin Palmer, OL
 Eddie Moten, DB

TEXAS LUTHERAN (3)

73— David Wehmeyer, RB
 74— D.W. Rutledge, LB
 75— Jerry Ellis, OL

TEXAS SOUTHERN (3)

70— Nathaniel Allen, DB
 76— Freddie Dean, OL
 92—† Michael Strahan, DL

TEXAS ST. (14)

53— Pence Dacus, B
 63— Jerry Cole, E
 64— Jerry Cole, DB
 72— Bob Daigle, C
 75— Bobby Kotzur, DT
 82— Tim Staskus, LB
 83— Tim Staskus, LB
 84—† Scott Forester, C
 90—† Reggie Rivers, RB
 91—† Ervin Thomas, C
 94—† Don Wilkerson, RB
 97—† Claude Mathis, RB
 2000—† C.J. Carroll, DB
 01—† Clenton Ballard, DL

TEXAS TECH* (2)

35— Herschel Ramsey, E
 45— Walter Schlinkman, B

THIEL (1)

2001—Kennard Davis, DB

THOMAS MORE (5)

93— Mike Flesch, OL
 96— Brent Moses, OL
 97— Chris Wells, LB
 98— Chris Wells, LB
 2000—Will Castleberry, RB

TIFFIN (2)

93— Brian Diliberto, RB
 2003—Nate Washington, WR

TOLEDO* (1)

38— Dan Buckwick, G

TOWSON (13)

75— Dan Dullea, QB
 76— Skip Chase, OE
 77— Randy Bielski, DB
 78— Ken Snoots, SE
 82— Sean Landeta, P
 83— Gary Rubeling, DB
 84— Terry Brooks, OG
 85— Stan Eisentooth, OL
 86— David Haden, LB
 93—† Tony Vinson, RB
 94—† Mark Orlando, WR
 99—† Jamal White, WR
 2000—† Andrew Hollingsworth, DL

TRINITY (CONN.) (9)

35— Mickey Kobrosky, B
 36— Mickey Kobrosky, B
 55— Charles Sticka, B
 59— Roger LeClerc, C
 70— David Kiarsis, HB

78— Pat McNamara, FL
 93— Eric Mudry, DB
 94— Greg Schramm, DB
 2003—Jared Carillo, OL

TRINITY (TEX.) (19)

54— Alvin Beal, B
 55— Hubert Cook, C
 56— Milton Robichaux, E
 67— Marvin Upshaw, DT
 94— James Vallerie, LB
 96— John Beckwith, LB
 97— Paul Morris, PK
 Danny Palmer, G
 98— David Coney, DL
 99— David Coney, OL
 Ryan Deck, LB
 Mike Burton, QB
 2000—John Paul Visosky, LB
 01— Bill Smith, OL
 02— Roy Hampton, QB
 Gary Ihfe, C
 Jerheme Urban, WR
 Jason Leshikar, LB
 03— Jarrod Smith, DL

TROY ST.* (23)

39— Sherrill Busby, E
 73— Mark King, C
 74— Mark King, C
 76— Perry Griggs, OE
 78— Tim Tucker, LB
 80— Willie Tullis, QB
 84— Mitch Geier, OG
 86— Freddie Thomas, DB
 87— Mike Turk, QB
 Freddie Thomas, DB
 94—† Bob Hall, OL
 95—† Bob Hall, OL
 96—† Pratt Lyons, DL
 † Kerry Jenkins, OL
 97—† Clifford Ivory, DB
 † Andy Swafford, KR
 98—† Marcus Spriggs, DL
 † Cleve Roberts, OL
 † Al Lucas, DT
 99—† Al Lucas, DT
 † Michael Moore, OT
 † Anthony Rabb, LB
 2000—† Lawrence Tynes, PK

TRUMAN (5)

60— Dale Mills, B
 65— Richard Rhodes, OT
 85— Chris Hegg, QB
 93— Mike Roos, DL
 96— Jarrett Anderson, RB

TUFTS (6)

34— William Grinnell, E
 76— Tim Whelan, RB
 78— Mark Buben, DL
 79— Chris Connors, QB
 80— Mike Brown, OL
 86— Bob Patz, DL

TULSA* (1)

34— Rudy Prochaska, C

TUSCULUM (5)

94— Matt Schults, OL
 95— Eric Claridy, RB
 2002—Donald Amaker, RS
 03— Alan Dunn, OT
 Ricardo Colclough, DB/RS

TUSKEGEE (3)

98— Che' Bryant, DB
 99— Andre Dudley, DL
 2002—Drayton Florence, DB

UNION (N.Y.) (12)

39— Sam Hammerstrom, B
 82— Steve Bodmer, DL
 83— Tim Howell, LB
 84— Brian Cox, DE
 85— Anthony Valente, DL
 86— Rich Romer, DL
 87— Rich Romer, DL
 91— Greg Harrison, PK
 93— Marco Lainez, LB
 96— Roger Egbert, PK
 2001—Joshua Stinehour, DL
 03— Cliff Eisenhut, PK

UNION (TENN.) (2)

41— James Jones, B
 42— James Jones, B

U.S. INT'L (2)

72— Jerry Robinson, DB
 75— Steve Matson, FL

UPSALA (1)

64— Dick Giessuebel, LB

URSINUS (3)

96— Peter Hinckle, DB
 2000—Eric Cowie, DB
 01— Shearrod Duncan, RB

VALDOSTA ST. (13)

82— Mark Catano, OL
 86— Jessie Tuggle, LB
 89— Randy Fisher, WR
 90— Deon Searcy, DB
 93— Chris Hatcher, QB
 94— Chris Hatcher, QB
 96— Lance Funderburk, QB
 97— Richard Freeman, DL/DE
 2000—Dusty Bonner, QB
 C.J. Lofton, TE
 01— Dusty Bonner, QB
 Tully Payne, C
 02— C.J. Lofton, TE

VALPARAISO (6)

51— Joe Pahr, B
 71— Gary Puetz, OT
 72— Gary Puetz, OT
 76— John Belskis, DB
 85— Mike Healey, WR
 99—† Eric Kenesie, DB

VILLANOVA (12)

88—† Paul Berardelli, OL
 89—† Bryan Russo, OL
 91—† Curtis Eller, LB
 92—† Curtis Eller, LB
 94—† Tyrone Frazier, LB
 96—† Brian Finerman, WR
 97—† Brian Finerman, WR
 † Chris Boden, QB
 98—† Brian Westbrook, AP/WR
 2000—† Brian Westbrook, AP/RS
 01—† Eamonn Allen, OL
 † Brian Westbrook, RB/AP

VMI (4)

88—† Mark Stock, WR
 95—† Thomas Haskins, RB
 96—† Thomas Haskins, RB
 2000—† Richard Holland, KR

VIRGINIA ST. (5)

71— Larry Brooks, DT
 84— John Greene, LB
 85— James Ward, DL
 98— Damon Thompson, AP
 99— Damon Thompson, WR

VIRGINIA UNION (15)

73— Herb Scott, OG
 74— Herb Scott, OG
 75— Anthony Leonard, DB
 77— Frank Dark, DB
 79— Plummer Bullock, DE
 80— William Dillon, DB
 81— William Dillon, DB
 82— William Dillon, DB
 83— Larry Curtis, DT
 88— Leroy Gause, LB
 91— Paul DeBerry, DB
 Kevin Williams, LB
 99— Ronald Hardge, DB
 2001—Ralph Hunter, DB
 03— Reymond Murphy, RS

WABASH (8)

76— Jimmy Parker, DB
 77— David Harvey, QB
 81— Pete Metzelaars, TE
 88— Tim Pliske, PK
 89— Mike Funk, WR
 2002—Ryan Short, TE
 Nate Boulais, LB
 03— Blair Hammer, DT

WAGNER (10)

67— John Gloistein, OT
 80— Phil Theis, OL
 81— Alonzo Patterson, RB

82— Alonzo Patterson, RB
 83— Selwyn Davis, OT
 86— Charles Stinson, DL
 87— Rich Negrin, OT
 88— Terry Underwood, RB
 91— Walter Lopez, PK
 99— † Rick Sarille, AP

WARTBURG (6)

94— Jamey Parker, OL
 Vince Penningroth, DL
 95— Vince Penningroth, DL
 2001— Joel Demro, OL
 03— Cody Kelley, DB/WR
 Vince King, DL

WASHBURN (2)

64— Robert Hardy, DB
 88— Troy Slusser, WR

WASHINGTON-ST. LOUIS (8)

72— Shelby Jordan, LB
 73— Stu Watkins, OE
 74— Marion Stallings, DB
 88— Paul Matthews, TE
 94— Matt Gomric, LB
 95— Chris Nalley, DB
 96— Chris Nalley, DB
 99— Tim Runnalls, DL

WASH. & JEFF. (16)

84— Ed Kusko, OL
 87— A.J. Pagano, RB
 91— Chris Babirad, RB
 Gilbert Floyd, DB
 92— Chris Babirad, RB
 Todd Pivnick, OL
 Kevin Pintar, OL
 93— Jason Moore, OL
 Shawn Prendergast, LB
 94— Matt Szczypinski, DL
 Mike Jones, OL
 Mike Brooder, DL
 95— Mike Jones, OL
 96— Dan Primrose, DL
 2002— Roger Snyder, RS
 03— Frank Pilato, DB

WASH. & LEE (5)

76— Tony Perry, OE
 81— Mike Pressler, DL
 83— Glenn Kirschner, OL
 86— John Packett, OL
 95— Robert Hall, DL

WAYNE ST. (NEB.) (3)

84— Herve Roussel, PK
 85— Ruben Mendoza, OL
 95— Brad Otis, DL

WAYNESBURG (1)

41— Nick George, G

WEBER ST. (20)

66— Ronald McCall, DE
 67— Lee White, FB
 Jim Schmedding, OG
 69— Carter Campbell, DE
 70— Henry Reed, DE
 71— David Taylor, OT
 77— Dennis Duncanson, DB
 78— Dennis Duncanson, DB
 Randy Jordan, WR
 80— † Mike Humiston, LB
 89— † Peter Macon, WR
 91— † Jamie Martin, QB
 † Alfred Pupunu, WR
 93— † Pat McNarney, TE
 95— † Pokey Eckford, WR
 96— † Scott Shields, DB
 97— † Cameron Quayle, TE
 † Scott Shields, DB/AP
 98— † Scott Shields, DB
 2000— † Ryan Prince, TE

WESLEY (7)

91— Fran Naselli, KR
 95— Brandon Steinheim, RB
 96— Brandon Steinheim, RB
 Demetrius Stevenson, DL
 97— Nate Casella, LB
 99— Sean McCullin, OL
 2001— Jason Visconti, QB

WESLEYAN (CONN.) (7)

46— Bert VanderClute, G
 48— Jack Geary, T

72— Robert Heller, C
 73— Robert Heller, C
 76— John McVicar, DL
 77— John McVicar, DL
 99— Matt Perceval, WR

WEST ALA. (5)

82— Charles Martin, DT
 84— Andrew Fields, WR
 87— Ronnie Glanton, DL
 93— Matt Carman, WR
 97— John Sedely, PK

WEST CHESTER (11)

52— Charles Weber, DG
 58— Richard Emerich, T
 61— Joe Iacone, B
 62— Joe Iacone, B
 72— Tim Pierantozzi, QB
 76— William Blystone, RB
 87— Ralph Tamm, OL
 88— Bill Hess, WR
 92— Lee Woodall, DL
 98— Kevin Ingram, WR
 99— Kevin Ingram, WR

WEST GA. (7)

96— Byron Slack, TE
 97— Corey Jarrells, DB
 Chris Williams, OT
 Chris Williams, OL
 2000— Abed Taha, OL
 01— Nate Coggins, DB
 02— Marquis Floyd, DB

WEST LIBERTY ST. (1)

97— Greg Dailer, WR

WEST TEX. A&M (5)

86— Stan Carraway, WR
 90— Mark Bounds, P
 94— Brad Bailey, WR
 Brian Hurley, OL
 95— Jon Mason, P

WEST VIRGINIA* (1)

34— Tod Goodwin, E

WEST VA. TECH (3)

82— Elliott Washington, DB
 86— Calvin Wallace, DL
 89— Phil Hudson, WR

WEST VA. WESLEYAN (2)

36— George Mike, T
 82— Jerry Free, T

WESTERN CARO. (15)

49— Arthur Byrd, G
 71— Steve Williams, DT
 73— Mark Ferguson, OT
 74— Jerry Gaines, SE
 Steve Yates, LB
 84— † Louis Cooper, DL
 † Kirk Roach, PK
 † Steve Kornegay, P
 85— † Clyde Simmons, DL
 86— † Alonzo Carmichael, TE
 † Kirk Roach, PK
 87— † Kirk Roach, PK
 93— † Kerry Hayes, KR/WR
 98— † Eric Johnson, DB
 † Ken Hinsley, P

WESTERN CONN. ST. (3)

99— Greg Boucher, DL
 2000— Jason Plachcinski, OT
 Greg Boucher, DL

WESTERN ILL. (30)

59— Bill Larson, B
 61— Leroy Jackson, B
 74— John Passananti, OT
 76— Scott Levenhagen, TE
 Greg Lee, DB
 77— Craig Phalen, DT
 78— Bill Huskisson, DL
 80— Mike Maher, TE
 Don Greco, OG
 83— † Chris Gunderson, MG
 84— † Chris Gunderson, T
 86— † Frank Winters, C
 † Todd Auer, DL
 88— † Marlin Williams, DL
 93— † Rodney Harrison, DB
 94— † Ross Schulte, P
 97— † Aaron Stecker, RB

† Jason Grott, OL
 98— † David Watson, DE
 † David Bowens, DL
 † James Milton, LB
 99— † Edgerton Hartwell, LB
 2000— † Edgerton Hartwell, LB
 † Mike Scifres, P
 02— † Justin Langan, PK
 † R.J. Luke, TE
 † Brian Caesar, DL
 † Mike Scifres, P
 03— † Mike O'Brien, DL
 † Lee Russell, LB

WESTERN KY. (27)

64— Dale Lindsey, LB
 70— Lawrence Brame, DE
 73— Mike McKoy, DB
 74— John Bushong, DL
 Virgil Livers, DB
 75— Rick Green, LB
 77— Chip Carpenter, OL
 80— † Pete Walters, OG
 † Tim Ford, DL
 81— † Donnie Evans, DE
 82— † Paul Gray, LB
 83— † Paul Gray, LB
 87— † James Edwards, DB
 88— † Dean Tiebout, OL
 † Joe Arnold, RB
 95— † Brian Bixler, C
 97— † Patrick Goodman, OL
 98— † Patrick Goodman, C
 2000— † Bobby Sippio, DB
 † Melvin Wisham, LB
 01— † Erik Dandy, LB
 † Mel Mitchell, DB
 02— † Chris Price, OL
 † Sherrad Coates, LB
 03— † Buster Ashley, OL
 † Matt Lange, PK
 † Erik Dandy, LB

WESTERN MICH.* (1)

82— † Matt Meares, OL

WESTERN N.M. (4)

83— Jay Ogle, WR
 88— Pat Maxwell, P
 97— Anthony Gray, RB
 98— Anthony Gray, RB

WESTERN ORE. (1)

2000— Brian Crawford, OL

WESTERN ST. (12)

56— Bill Rhodes, B
 78— Bill Campbell, DB
 80— Justin Cross, OT
 84— Jeff Guy, P
 92— Reggie Alexander, WR
 94— Derren Bryan, OL
 96— Ben Kern, TE
 Kurt Clay, DB
 97— Shane Carwin, LB
 2001— Josh Hotchkiss, LB
 03— Chaumont Bouknight, RB
 Travis Snyder, PK

WESTERN WASH. (5)

51— Norman Hash, DB
 79— Patrick Locker, RB
 95— Orlando Steinauer, DB
 2000— Erik Totten, RS
 02— Michael Koenen, P

WESTFIELD ST. (1)

2001— Josue Zamora, LB

WESTMINSTER (MO.) (6)

97— Scott Pingel, WR
 98— Scott Pingel, WR
 Logan Stanley, TE
 Justin Peery, QB
 Scott Pingel, WR
 Justin Peery, QB

WESTMINSTER (PA.) (10)

73— Robert Pontius, DB
 77— Rex Macey, FL
 82— Gary DeGruttola, B
 83— Scott Higgins, DB
 86— Joe Keane, LB
 88— Kevin Myers, LB
 89— Joe Micchia, QB
 90— Brad Tokar, RB
 91— Brian DeLorenzo, DL
 92— Matt Raich, LB

WHEATON (ILL.) (13)

55— Dave Burnham, B
 58— Robert Bakke, T
 77— Larry Wagner, LB
 78— Scott Hall, QB
 83— Keith Bishop, QB
 95— Doug Johnston, OL
 Chip Parrish, LB
 96— Chip Parrish, LB
 Mark Loeffler, WR
 97— Chris Brown, OL
 99— Chris Baughman, PK
 2002— James Hoxworth, OL
 03— James Hoxworth, OL

WHITTIER (3)

38— Myron Claxton, T
 62— Richard Peter, T
 77— Michael Ciacci, DB

WHITWORTH (5)

52— Pete Swanson, OG
 54— Larry Paradis, T
 85— Wayne Ralph, WR
 86— Wayne Ralph, WR
 2000— Sky Blake, DL

WIDENER (21)

72— Billy Johnson, RB
 73— Billy Johnson, RB
 75— John Warrington, DB
 76— Al Senni, OL
 77— Chip Zawoiski, RB
 79— Tom Deery, DB
 80— Tom Deery, DB
 81— Tom Deery, DB
 82— Tony Stefanoni, DL
 88— Dave Duffy, DL
 94— O.J. McElroy, DL
 Antoine Moore, DB
 95— Blaise Coleman, LB
 98— Bill Nourse, DL
 99— Tom Eisenhower, LB
 2000— Jim Jones, WR
 01— Michael Coleman, WR
 Jim Jones, WR
 T.J. Hess, DB
 02— Ryan Killian, DL
 03— Thomas DeMoss, DL

WILKES (4)

73— Jeff Grandinetti, DT
 93— Jason Feese, DL
 97— J.J. Fadden, DL
 2003— Brett Trichilo, RB

WILLAMETTE (14)

34— Loren Grannis, G
 35— John Oravec, B
 36— Richard Weisgerber, B
 46— Marvin Goodman, E
 58— William Long, C
 59— Marvin Cisneros, G
 64— Robert Burles, DT
 65— Robert Burles, DT
 69— Calvin Lee, LB
 75— Gary Johnson, DL
 82— Richard Milroy, DB
 97— Kamell Eckroth-Bernard, DB
 98— Brian Greer, OL

WILLIAM & MARY (13)

83— † Mario Shaffer, OL
 86— † Michael Clemons, RB
 89— † Steve Christie, P
 90— † Pat Crowley, DL
 93— † Craig Staub, DL
 95— † Darren Sharper, DB
 96— † Josh Beyer, OL
 † Darren Sharper, DB
 97— † Ron Harrison, DB
 99— † Brett Sterba, PK
 2000— † Raheem Walker, DL
 02— † Dwight Beard, OL
 03— † Rich Musinski, WR

WILLIAM JEWELL (4)

52— Al Conway, B
 73— John Strada, OE
 81— Guy Weber, DL
 83— Mark Mundel, OL

WM. PATERSON (2)

92— Craig Paskas, DB
 93— Craig Paskas, DB

WILLIAM PENN (1)

72— Bruce Polen, DB

WILLIAMS (9)

51— Charles Salmon, DG
 69— Jack Maitland, HB
 74— John Chandler, LB
 78— Greg McAleenan, DB
 90— George Rogers, DL
 94— Bobby Walker, LB
 95— Ethan Brooks, DL
 2002—Scott Farley, SpT/DB
 03— Graham Goldwasser, LB

WILMINGTON (OHIO) (4)

72— William Roll, OG
 94— Jason Tincher, WR
 2000—Antonio Broadnax, DB
 01— Antonio Broadnax, DB

WINGATE (1)

89— Jimmy Sutton, OT

WINONA ST. (7)

92— Dave Ludy, AP
 94— Dave Ludy, AP
 97— Jamey Hutchinson, DB
 2002—Kevin Curtin, RS
 Deric Sieck, LB
 03— Kevin Curtin, RS
 Deric Sieck, LB

WINSTON-SALEM (9)

77— Cornelius Washington, DB
 78— Tim Newsome, RB
 84— Danny Moore, OG
 87— Barry Turner, G
 95— Richard Huntley, RB
 96— LaTori Workman, DL
 99— Thomas Washington, DL
 2001—Stephon Kelly, DB
 03— Brandon Hussey, RS

WIS.-EAU CLAIRE (1)

81— Roger Vann, RB

WIS.-LA CROSSE (20)

52— Ted Levanhagen, LB
 72— Bryon Buelow, DB
 78— Joel Williams, LB
 83— Jim Byrne, DL
 85— Tom Newberry, OL
 88— Ted Pretasky, RB
 89— Terry Strouf, OL
 91— Jon Lauscher, LB
 92— Norris Thomas, DB

Mike Breit, LB
 93— Rick Schaaf, DL
 95— Craig Kusick, QB
 Erik Halverson, OL
 96— Erik Halverson, OL
 Mike Maslowski, LB
 97— Ric Mathias, DB
 99— Brock Ryan, DL
 2000—Jeff Kostrewa, TE
 Brian Portilia, DB
 03— Andrew Mocado, RB

WIS.-MILWAUKEE (1)

70— Pete Papara, LB

WIS.-PLATTEVILLE (2)

73— William Vander Velden, DE
 86— Mike Hintz, DB

WIS.-RIVER FALLS (6)

80— Gerald Sonsalla, OG
 82— Roland Hall, LB
 87— Greg Corning, RB
 95— Brian Izdepski, OT
 99— Joe Green, DL
 2000—Michael Snowberry, C

WIS.-STEVENS POINT (9)

77— Reed Giordana, QB
 81— Chuck Braun, WR
 92— Randy Simpson, DB
 93— Jimmy Henderson, RB
 94— Randy Simpson, LB
 97— Clint Kriewalt, LB
 98— Clint Kriewalt, LB
 99— Andy Palzkill, DB
 2003—Scott Krause, QB

WIS.-STOUT (7)

79— Joseph Bullis, DL
 2000—Jeff Hazuga, DL
 Kevin McCulley, P
 01— Tony Beckham, DB
 02— Tyrone Rhone, DB
 Jamie Spielman, LB
 Ben Knepper, OL

WIS.-SUPERIOR (3)

66— Mel Thake, DB
 83— Larry Banks, MG
 85— Phil Eiting, LB

WIS.-WHITEWATER (8)

75— William Barwick, OL
 79— Jerry Young, WR
 82— Daryl Schleim, DE

90— Reggie White, OL
 96— Derrick LeVake, OL
 97— Derrick LeVake, OL
 2003—Chad Nimm, OL
 Chad Wurth, PK

WITTENBERG (28)

62— Donald Hunt, G
 63— Bob Cherry, E
 64— Chuck Green, QB
 68— Jim Felts, DE
 73— Steve Drongowski, OT
 74— Arthur Thomas, LB
 75— Robert Foster, LB
 76— Dean Caven, DL
 78— Dave Merritt, RB
 79— Joe Govern, DL
 80— Mike Dowds, DE
 81— Bill Beach, DB
 83— Bryant Lemon, DL
 87— Eric Horstman, OL
 88— Ken Bonner, OT
 Eric Horstman, OL
 90— Jon Warga, RB
 92— Taver Johnson, LB
 93— Taver Johnson, LB
 Greg Brame, PK
 95— Ron Cunningham, OT
 Jimmy Watts, PK
 96— Xan Smith, OL
 97— Jonathan Farley, C
 Kent Rafey, LB
 Russ Fedyk, KR
 Ken Pope, DB
 99— Casey Donaldson, RB

WOFFORD (18)

42— Aubrey Faust, E
 47— Ken Dubard, T
 49— Elbert Hammett, T
 51— Jack Beeler, DB
 57— Charles Bradshaw, B
 61— Dan Lewis, G
 70— Sterling Allen, OG
 Keith Kinard, OL
 90— David Wiley, OL
 91— Tom Colter, OL
 94— Brian Porzio, PK
 97— Dan Williams, OL/C
 2002—†Anthony Jones, DL
 †Matt Nelson, DB
 03—†Eric Deutsch, OL
 †Bobby Gibbs, OL
 †Lee Basinger, DL

UAB

97— John Rea
 2000—Lee Carter

ALABAMA

69— Donald Sutton
 72— John Musso Jr.
 75— Randy Hall
 80— Steadman Shealy

ALABAMA ST.

92— Edward Robinson Jr.

ALBANY (N.Y.)

88— * Thomas Higgins

ALBION

81— Joel Manby
 94— Michael Montico
 95— Jeffrey Shooks
 96— Timothy Schafer
 97— Kyle Klein
 98— Neil Johnson

ALBRIGHT

67— * Paul Chalet

ALLEGHENY

65— David Wion
 92— Darren Hadlock
 97— Nicholas Reiser

ALMA

67— Keith Bird Jr.
 79— Todd Friesner
 99— Eric Brands
 2000—Dustin Armstrong

AMHERST

66— David Greenblatt
 76— Geoffrey Miller
 85— Raymond Nurme

† Matt Nelson, DB

WOOSTER (4)

79— Blake Moore, C
 99— Seth Duerr, LB
 2000—Seth Duerr, LB
 03— Tony Sutton, RB

WORCESTER ST. (5)

92— Chris Butts, DB
 93— Chris Butts, DB
 94— Brian Fitzpatrick, DB
 2000—Russ Watson, DL
 01— Russ Watson, DL

WPI (3)

97— Matt Surette, TE
 98— Matt Surette, TE
 2003—Miguel Concepcion, RS

XAVIER (OHIO) (1)

51— Tito Carinci, LB

YALE (2)

84— † John Zanieski, DL
 2003—†Nate Lawrie, TE

YOUNGSTOWN ST. (28)

74— Don Calloway, DB
 75— Don Calloway, DB
 78— Ed McGlasson, OL
 79— James Ferrantii, OE
 Jeff Lear, OT

80— Jeff Gergel, LB
 81— † Paris Wicks, RB
 82— † Paris Wicks, RB
 88— † Jim Zdelar, OL
 89— † Paul Solits, LB
 90— † Tony Bowns, DL
 91— † Pat Danko, DL
 92— † Dave Roberts, DB
 93— † Drew Garber, OL
 † Tamron Smith, RB
 † Jeff Wilkins, PK
 94— † Randy Smith, KR
 † Leon Jones, LB
 † Lester Weaver, DB
 † Chris Sammarone, OL
 95— † Leon Jones, LB
 † Jermaine Hopkins, DL
 97— † Matt Hogg, OL
 † Harry Deligianis, DL
 99— † Ian Dominelli, LB
 2000—†Tim Johnson, LB
 01— † Pat Crumme, OL
 † LeVar Greene, DB

96— Gregory Schneider

ANGELO ST.

99— Kyle Kirk
 2002—Curry Dawson

APPALACHIAN ST.

78— Gill Beck
 93— D.J. Campbell

ARIZONA

69— William Michael Moody
 78— Jon Abbott
 80— Jeffrey Whitton
 88— Charles Cecil
 97— Wayne Wyatt

ARIZONA ST.

78— John Harris
 90— Mark Tingstad
 97— Devin Kendall
 98— Patrick Tillman

ARKANSAS

70— Terry Stewart
 71— William Burnett
 79— William Bradford Shoup
 85— * Mark Lee

ARKANSAS ST.

72— John Meyer
 77— Thomas Humphreys

ARKANSAS TECH

2001—Paul Peletz

ARMY

66— Samuel Champi Jr.
 68— Bohdan Neswiacheny
 69— James McCall Jr.
 Thomas Wheelock

NCAA Postgraduate Scholarship Winners

Following are football players who are NCAA postgraduate scholarship winners, whether or not they were able to accept the grant, plus all alternates (indicated by *) who accepted grants. The program began with the 1964 season. (Those who played in 1964 are listed as 1965 winners, those who played in 1965 as 1966 winners, etc.) To qualify, student-athletes must maintain a 3.000 grade-point average (on a 4.000 scale) during their collegiate careers, perform with distinction in varsity football and behave, on and off the field, in a manner that has brought credit to the student-athlete, his institution and intercollegiate athletics.

ABILENE CHRISTIAN

71— James Lindsey
 83— * Grant Feasel
 85— Daniel Remsberg
 86— * James Embry
 Craig Huff
 90— William Clayton

ADAMS ST.

2000—Ryan Hollingshead

ADRIAN

94— Jeffrey Toner

AIR FORCE

65— Edward Fausti
 67— James Hogarty
 68— Kenneth Zagzebski
 69— * Richard Rivers Jr.
 70— Charles Longnecker
 * Alfred Wurglitz

71— Ernest Jennings
 Robert Parker Jr.
 72— Darryl Haas
 73— Mark Prill
 75— * Joseph Debes
 84— Jeffrey Kubiak
 86— Derek Brown
 88— Chad Hennings
 89— David Hlatky
 90— Steven Wilson
 91— Christopher Howard
 92— Ronald James
 93— Scott Hufford
 95— Preston McConnell
 96— Bret Cillessen
 97— Carlton Hendrix
 99— Charles Gilliam
 2000—Cale Bonds

- 70— Theodore Shadid Jr.
78— Curtis Downs
81— * Stanley March
86— Donald Smith
Douglas Black
88— William Conner
90— Michael Thorson
93— Michael McElrath
95— Eric Oliver

ASHLAND

- 78— Daniel Bogden
88— David Biondo
90— Douglas Powell

AUBURN

- 66— John Cochran
69— * Roger Giffin
85— Gregg Carr
90— James Lyle IV

AUGSBURG

- 90— Terry Mackenthun
98— Ted Schultz

AUGUSTANA (ILL.)

- 69— * Jeffrey Maurus
71— Kenneth Anderson
77— Joe Thompson
86— Steven Sanders
96— Thomas King
97— Ryan Carpenter
99— Chris Meskan
2001—MacKenzie Hay
03— Todd Baldwin

AUGUSTANA (S.D.)

- 72— Michael Olson
75— David Zelinsky
77— James Clemens
78— Dee Donlin
Roger Goebel
90— * David Gubbrud
91— Scott Boyens
97— Mitchell Pruett

BALL ST.

- 67— * John Hostrawser
73— Gregory Mack
77— Arthur Yaroch
84— Richard Chitwood
88— Ronald Duncan
90— Theodore Ashburn
93— Troy Hoffer
2004—Travis Barclay

BATES

- 79— Christopher Howard

BAYLOR

- 65— Michael Kennedy
66— Edward Whiddon
94— John Eric Joe

BENEDICTINE (ILL.)

- 70— David Cyr
71— Thomas Danaher

BOISE ST.

- 72— Brent McIver
76— * Glenn Sparks
79— Samuel Miller
82— Kip Bedard
92— Larry Stayner
93— David Tingstad

BOSTON COLLEGE

- 66— * Lawrence Marzetti
67— Michael O'Neill
69— Gary Andrachik
70— Robert Bouley
78— Richard Scudellari
87— Michael Degnan

BOSTON U.

- 69— Suren Donabedian Jr.
81— David Bengtson

BOWDOIN

- 65— Steven Ingram
67— Thomas Allen

BOWIE ST.

- 92— Mark Fitzgerald

BOWLING GREEN

- 77— Richard Preston
78— Mark Miller
91— Patrick Jackson

BRIDGEPORT

- 70— Terry Sparker

BRIDGEWATER (VA.)

- 2002—Matthew Huffman

BRIGHAM YOUNG

- 67— Virgil Carter
76— Orrin Olsen
77— * Stephen Miller
78— Gifford Nielsen
80— Marc Wilson
82— Daniel Plater
83— Bart Oates
84— Steve Young
85— Marvin Allen
89— Charles Cutler
94— Eric Drage
97— Chad Lewis

BROWN

- 65— John Kelly Jr.
70— James Lukens
74— Douglas Jost
75— William Taylor
77— Scott Nelson
78— Louis Cole
79— Robert Forster
82— Travis Holcombe
95— Rene Abdalah

BUCKNELL

- 71— * Kenneth Donahue
74— John Dailey
75— Steve Leskinen
77— Lawrence Brunt
85— David Kucera
93— David Berardinelli

BUENA VISTA

- 77— Steven Trost
87— Michael Habben
94— Cary Murphy

BUFFALO ST.

- 87— James Dunbar

BUTLER

- 72— George Yearsich
78— William Ginn
85— Stephen Kollias

C.W. POST

- 79— John Luchsinger

CALIFORNIA

- 66— William Krum
67— John Schmidt
68— Robert Crittenden
70— James Calkins
71— Robert Richards
83— Harvey Salem
94— Douglas Brien

UC DAVIS

- 76— Daniel Carmazzi
David Gellerman
Rolf Benirschke
77— Mark Markel
86— Robert Hagenau
90— * James Tomasin
92— Robert Kincaide
Michael Shepard
93— Brian Andersen
97— Mark Grieb
99— Wesley Terrell

UC RIVERSIDE

- 72— Tyrone Hooks
74— Gary Van Jandegian

CAL LUTHERAN

- 90— * Gregory Maw

CAL POLY

- 69— William Creighton

CALTECH

- 67— William Mitchell
68— John Frazzini
74— Frank Hobbs Jr.

CANISIUS

- 84— Thomas Schott

CAPITAL

- 84— * Michael Linton

CARLETON

- 67— Robert Paarlberg
73— Mark Williams
83— Paul Vaaler
93— Arthur Gilliland

CARNEGIE MELLON

- 80— Gusty Sunseri
91— Robert O'Toole
99— Jason Funke
2000—Mike Campie

CARROLL (WIS.)

- 77— Stephen Thompson
95— Christopher Klippel

CARSON-NEWMAN

- 2001—Charlie Walker Jr.

CARTHAGE

- 70— William Radakovitz

CASE RESERVE

- 89— Christopher Nutter
91— James Meek

CENTRAL (IOWA)

- 71— Vernon Den Herder
87— Scott Lindell
89— Eric Perry
92— Richard Kacmarynski
96— Rick Sanger

CENTRAL ARK.

- 96— Brian Barnett
2004—Landon Trusty

CENTRAL MICH.

- 77— John Wunderlich
80— * Michael Ball
85— Kevin Egnatuk
88— Robert Stebbins
92— Jeffrey Bender

CENTRAL MO. ST.

- 99— Shane Meyer

CENTRAL WASH.

- 70— Danny Collins

CENTRE

- 69— Glenn Shearer
86— Casteel "Teel" Bruner II
88— * Robert Clark
90— James Ellington

CHADRON ST.

- 96— Corey Campbell

CHATTANOOGA

- 67— Harvey Ouzts
72— * Frank Webb
74— John McBrayer
76— Russell Gardner

CHEYNEY

- 76— Steven Anderson

CHICAGO

- 86— * Bruce Montella
89— Paul Haar
94— Frank Baker

CINCINNATI

- 71— * Earl Willson

CITADEL

- 74— Thomas Leitner
79— Kenneth Caldwell
84— * William West IV
97— Derek Beres

CLAREMONT-M-S

- 68— Craig Dodel
70— * Gregory Long
71— Stephen Endemano
73— Christopher Stecher
74— Samuel Reece

CLEMSON

- 65— James Bell Jr.
68— James Addison
73— Benjamin Anderson
79— Stephen Fuller

COAST GUARD

- 73— Rodney Leis
74— Leonard Kelly
81— Bruce Hensel
89— * Ty Rinoski
* Jeffery Peters
90— Richard Schachner
91— John Freda

COE

- 67— Lynn Harris

COLBY

- 71— Ronald Lupton
Frank Apantaku

COLGATE

- 73— Kenneth Nelson
80— Angelo Colosimo
89— Donald Charney

COLORADO

- 93— James Hansen

COLORADO COL.

- 69— Steven Ehrhart
72— Randy Bobier
75— Bruce Kolbezen
84— Herman Motz III
97— Ryan Egeland
98— Christopher Smith

COLORADO MINES

- 66— Stuart Bennett
67— Michael Greensburg
Charles Kirby
75— David Chambers

COLORADO ST.

- 65— Russel Mowrer
76— Mark Driscoll
87— Stephan Bartalo
88— Joseph Brookhart
93— Gregory Primus
96— Gregory Myers
99— Nathaniel Kvamme

COLORADO ST.-PUEBLO

- 70— Gregory Smith
73— Collon Kennedy III

COLUMBIA

- 72— John Sefcik
80— Mario Biaggi Jr.

CONNECTICUT

- 77— * Bernard Palmer

CORNELL

- 68— Ronald Kipicki
72— Thomas Albright
84— Derrick Harmon

CORNELL COLLEGE

- 65— Steven Miller
72— David Hilmers
73— Robert Ash
79— Brian Farrell
Thomas Zinkula
81— * Timothy Garry
83— John Ward
93— Brent Sands
94— Matthew Miller
95— Mark McDermott
99— Matthew Weiss

DARTMOUTH

- 66— Anthony Yezer
68— Henry Paulson Jr.
69— Randolph Wallick
71— Willie Bogan
73— Frederick Radke
74— Thomas Csatari
* Robert Funk
77— Patrick Sullivan
89— Paul Sorensen
95— O. Josh Bloom
98— Dominic Lanza

DAVIDSON

- 66— Stephen Smith
71— Rick Lyon
72— Robert Norris
86— * Louis Krempel
97— John Cowan Jr.

DAYTON

- 73— Timothy Quinn
76— Roy Gordon III
83— * Michael Pignatello
91— Daniel Sharley
2003—Mark Kasmer

DELAWARE

- 86— Brian Farrell

DELAWARE VALLEY

- 85— Daniel Glowatski

DELTA ST.

- 76— William Hood

DENISON

- 70— Richard Trumball
73— Steven Smiljanich
76— * Dennis Thome
78— David Holcombe
86— Brian Gearinger

88— Grant Jones
92— Jonathan Fortkamp
2000—Jon Dunhan

DePAUW

68— Bruce Montgomery
78— Mark Frazer
81— Jay True
85— Richard Bonaccorsi
86— Anthony deNicola
92— Thomas Beaulieu
2000—Tyler Kelley

DICKINSON

66— Robert Averback
71— * John West
75— * Gerald Ulrich

DOANE

68— John Lothrop
70— Richard Held

DRAKE

73— Joseph Worobec

DREXEL

72— Blake Lynn Ferguson

DUBUQUE

82— Timothy Finn

DUKE

68— Robert Lasky
71— * Curt Rawley

EAST CARO.

92— Keith Arnold

EAST TENN. ST.

82— Jay Patterson

EASTERN KY.

78— Steven Frommeyer

EASTERN N.M.

66— Richard James

EASTERN WASH.

98— Steven Mattson

ELIZABETH CITY ST.

73— Darnell Johnson
80— David Nickelson

ELMHURST

80— Richard Green

EMORY & HENRY

82— Thomas Browder Jr.

EMPORIA ST.

2004—Tyler Paul

EVANSVILLE

75— David Mattingly
76— Charles Uhde Jr.
79— * Neil Saunders

FERRIS ST.

79— Robert Williams
93— Monty Brown

FLORIDA

72— Carlos Alvarez
77— Darrell Carpenter
85— Garrison Rolle
87— Bret Wiechmann
90— * Cedric Smith
91— Huey Richardson
95— Michael Gilmore
97— Danny Wuertfel
99— Terrance Jackson

FLORIDA ST.

88— David Palmer
91— David Roberts
94— Kenneth Alexander
95— Derrick Brooks
98— Daryl Bush

FORDHAM

91— Eric Schweiker

FORT HAYS ST.

94— David Foster
99— Clinton Albers
2002—Casey Seyfert

FRANK. & MARSH.

69— Frank deGenova
83— * Robert Shepardson
2004—Daniel Houseman

FRESNO ST.

70— * Henry Corda
74— Dwayne Westphal
83— William Griever Jr.

FROSTBURG ST.

2000—Marty Mood

FURMAN

77— Thomas Holcomb III
82— Charles Anderson
84— Ernest Gibson
86— * David Jager
87— Stephen Squire
90— Christopher Roper
92— Paul Siffri
Eric Von Walter
96— William Phillip Jones

GANNON

97— Patrick Rodkey

GEORGETOWN

75— James Chesley Jr.
98— Stephen Iorio
2000—Jim Gallagher

GEORGIA

68— Thomas Lawhorne Jr.
69— William Payne
71— Thomas Lyons
72— Thomas Nash Jr.
Raleigh Mixon Robinson

78— Jeffrey Lewis

80— Jeffrey Pyburn

81— Christopher Welton

84— Terrell Hoage

88— Kim Stephens

89— Richard Tardits

99— Matthew Stinchcomb

2003—Jonathan Stinchcomb

GA. SOUTHERN

2000—Voncillies Allen

GEORGIA TECH

68— William Eastman

75— James Robinson

81— Sheldon Fox

83— Ellis Gardner

86— John Ivemeyer

2003—Daniel Dyke

GETTYSBURG

70— * Herbert Ruby III

80— Richard Swartz

2003—Clifford Mason

GRAMBLING

73— Stephen Dennis

GRINNELL

72— Edward Hirsch

80— * Derek Muehrcke

2000—Troy Dougherty

GROVE CITY

95— Stephen Sems

GUST. ADOLPHUS

74— James Goodwin

81— * David Najarian

2002—Brian Bergstrom

HAMLIN

85— Kyle Aug

91— Robert Hackney

HAMPDEN-SYDNEY

78— * Wilson Newell

80— Timothy Maxa

HARVARD

68— Alan Bersin

71— * Richard Frisbie

75— Patrick McNally

76— William Emper

81— Charles Durst

85— Brian Bergstrom

87— Scott Collins

HAWAII

68— James Roberts

73— * Don Satterlee

HIRAM

68— Sherman Riemenschneider

74— Donald Brunetti

HOLY CROSS

84— * Bruce Kozerski

89— Jeffrey Wiley

91— John Lavalette

HOPE

74— Ronald Posthuma

80— Craig Groendyk

83— Kurt Brinks

85— * Scott Jecmen
98— Brandon Graham

HOUSTON

86— Gary Schoppe
87— Robert Brezina
99— Peter deGroot

IDAHO

67— Michael Lavens
Joseph McCollum Jr.
84— Boyce Bailey

IDAHO ST.

76— Richard Rodgers
92— Steven Boyenger

ILLINOIS

72— Robert Bucklin
73— Laurence McCarren Jr.
91— Curtis Lovelace
92— Michael Hopkins
93— John Wright

ILL. WESLEYAN

93— Christopher Bisailon
97— Lon Erickson

INDIANA

73— Glenn Scolnik
79— David Abrams
81— Kevin Speer

INDIANA (PA.)

78— * John Mihota
84— Kenneth Moore

INDIANA ST.

86— Jeffrey Miller

INDIANAPOLIS

76— Rodney Pawlik

IONA

81— Neal Kurtti
82— * Paul Rupp

IOWA

69— Michael Miller
76— Robert Elliott
78— Rodney Sears
86— Larry Station Jr.
88— Michael Flagg
89— Charles Harllieb
99— Matthew Reischl
Derek Rose

IOWA ST.

70— William Bliss

JACKSON ST.

80— * Lester Walls

JACKSONVILLE ST.

79— Dewey Barker

JAMES MADISON

79— Warren Coleman
90— Mark Kiefer

JOHNS HOPKINS

73— Joseph Ouslander
74— Gunter Glocker
94— Stewart Markley
95— Michael House
99— Lawrence Gulotta

JUNIATA

72— Maurice Taylor
87— Robert Crossey

KANSAS

65— Ronald Oelschlager
69— David Morgan
72— Michael McCoy
73— John Schroll
78— Tom Fitch
87— Mark Henderson

KANSAS ST.

66— * Larry Anderson
83— James Gale
88— Matthew Garver

KENTUCKY

76— Thomas Ranieri
79— James Kovach
84— * Keith Martin
97— Michael Schellenberger

KENTUCKY ST.

68— James Jackson

KENYON

75— Patrick Clements

KNOX

88— Robert Monroe

LAFAYETTE

71— William Sprecher
76— Michael Kline
78— Victor Angeline III

LAMAR

73— * Richard Kubiak

LAWRENCE

68— Charles McKee
83— Christopher Mathews

LEBANON VALLEY

74— * Alan Shortell

LEHIGH

66— Robert Adelaar
68— Richard Miller
73— * Thomas Benfield
75— James Addonizio
76— * Robert Liptak
77— * Michael Yaszemski
80— David Melone

LONG BEACH ST.

84— Joseph Donohue

LSU

79— Robert Dugas
83— James Britt
88— Ignazio Albergamo
91— Solomon Graves
94— Chad Loup
95— Michael Blanchard
98— Chad Kessler

LA-LAFAYETTE

71— * George Coussa

LA-MONROE

93— Darren Rimmer
94— Robert Cobb
Michael Young

LUTHER

67— Thomas Altemeier
78— * Mark Larson
85— Larry Bonney

MARIETTA

85— Thomas Couhig

MARYLAND

78— Jonathan Claiborne

MARYVILLE (TENN.)

67— Frank Eggers II

MIT

91— Darcy Prather
92— Rodrigo Rubiano
93— Roderick Tranum
95— Corey Foster
99— Duane Stevens
2000—Nik Kozy
03— Keith Battocchi

McDANIEL

99— Thomas Lapato
2002—Jason Wingear

McNEESE ST.

81— Daryl Burckel
86— Ross Leger

MEMPHIS

77— * James Mincey Jr.

MERCHANT MARINE

70— Robert Lavinia
76— * John Castagna

MIAMI (FLA.)

90— Robert Chudzinski
91— Michael Sullivan

MICHIGAN

67— David Fisher
74— David Gallagher
81— * John Wangler
82— Norm Betts
84— Stefan Humphries
Thomas Dixon
86— Clayton Miller
87— Kenneth Higgins
93— Christopher Hutchinson
94— Marc Milia
98— Brian Griese
2000—Rob Renes

MICHIGAN ST.

69— Allen Brenner

- 70— Donald Baird
94— Steven Wasylk

MICHIGAN TECH

- 72— Larry Ras
74— Bruce Trusock
75— Daniel Rhude

MIDDLE TENN.

- 73— * Edwin Zaunbrecher

MIDDLEBURY

- 79— Franklin Kettle

MIDLAND LUTHERAN

- 76— Thomas Hale

MILLERSVILLE

- 92— Thomas Burns III

MILLIKIN

- 90— * Charles Martin

MILLSAPS

- 67— Edward Weller
73— * Russell Gill
92— David Harrison Jr.
99— Thomas Ingram

MINNESOTA

- 69— Robert Stein
71— Barry Mayer
73— Douglas Kingsriter
78— Robert Weber
99— Parc Williams

MINN. ST. MANKATO

- 70— Bernard Maczuga

MINN. ST. MOORHEAD

- 2000—Erik Pederson

MISSISSIPPI

- 66— Stanley Hindman
69— Steve Hindman
81— Kenneth Toler Jr.
86— Richard Austin
87— Jeffrey Noblin
88— Daniel Hoskins
89— Charles Walls
91— Todd Sandroni

MISSISSIPPI COL.

- 80— Stephen Johnson
98— Joseph Fulcher
2000—Michael Brown

MISSISSIPPI ST.

- 69— William Nelson
73— Frank Dowsing Jr.
75— James Webb
77— William Coltharp
93— Daniel Boyd

MISSOURI

- 66— Thomas Lynn
67— James Whitaker
69— * Charles Weber
71— John Weisenfels
79— Christopher Garlich
82— Van Darkow
99— Jacob Stueve

MO.-ROLLA

- 69— Robert Nicodemus
73— Kim Colter
81— Paul Janke

MONMOUTH (ILL.)

- 72— Dale Brooks
90— Brent Thurness

MONTANA

- 75— Rock Svennungsen
79— Steven Fisher
84— Brian Salonen
91— Michael McGowan
96— David Dickenson
97— Michael Bouchee
Blaine McElmurry
98— Josh Branan
2000—Dallas Neil
01— Matt Thuesen
02— Vincent Huntsberger

MONTANA ST.

- 65— Gene Carlson
68— Russell Dodge
71— Jay Groepper
77— Bert Markovich
79— Jon Borchardt
James Mickelson
90— Derrick Isackson

- 92— Travis Annette
2003—Ryan Johnson

MORAVIAN

- 73— Daniel Joseph
94— Judson Frank

MOREHEAD ST.

- 92— James Appel

MORNINGSIDE

- 65— Larry White

MORRIS BROWN

- 83— Arthur Knight Jr.

MOUNT UNION

- 89— Paul Hrics
2000—Tom Bauer
01— Matt LaVerde
02— Charles Moore

MUHLBERG

- 73— Edward Salo
76— Eric Butler
78— Mark Stull
81— Arthur Scavone
91— Michael Hoffman

MURRAY ST.

- 71— Matthew Haug
78— Edward McFarland
81— * Kris Robbins
90— Eric Crigler

NAVY

- 65— William Donnelly
69— William Newton
70— Daniel Pike
75— * Timothy Harden
76— Chester Moeller II
81— Theodore Dumbauld
2000—Terrence Anderson

NEBRASKA

- 70— Randall Reeves
71— * John Decker
72— Larry Jacobson
73— David Mason
74— Daniel Anderson
76— Thomas Heiser
77— Vince Ferragamo
78— Ted Harvey
79— James Pillen
80— Timothy Smith
81— Randy Schleusener
Jeffrey Finn
82— Eric Lindquist
85— Scott Strasburger
88— Jeffrey Jamrog
89— Mark Blazek
90— Gerald Gdowski
Jacob Young III
91— David Edeal
Patrick Tyrance Jr.
92— Patrick Engelbert
93— Michael Stigge
94— Trev Alberts
95— Robert Zatechka
96— Aaron Graham
97— Jonathan Hesse
98— Grant Wistrom
99— Joel Makovicka
2000—Tim DeBates
Brian Shaw

- 01— Kyle Vanden Bosch
04— Judd Davies

NEB.-OMAHA

- 84— Kirk Hutton
Clark Toner
99— Edward Thompson

NEB. WESLEYAN

- 97— Justin Rice
Bren Chambers
98— Dusten Olds
Chad Wemhoff
99— Ryan Shanesy
2003—Luke Klinker

UNLV

- 95— Howard McGowan

NEW HAMPSHIRE

- 85— Richard Leclerc

NEW MEXICO

- 72— Roderick Long
76— Robert Berg
79— Robert Rumbaugh
83— George Parks

NEW MEXICO ST.

- 76— Ralph Jackson
77— * Joseph Fox
99— David Patterson

NORTH ALA.

- 82— * Warren Moore

NORTH CAROLINA

- 75— Christopher Kupec
81— William Donnalley
83— David Drechsler
91— Kevin Donnalley

N.C. CENTRAL

- 91— Anthony Cooley

NORTH CAROLINA ST.

- 75— Justus Everett
82— * Calvin Warren Jr.

NORTH DAKOTA

- 79— Dale Lian
81— Douglas Moen
82— Paul Franzmeier
85— Glen Kucera
88— Kurt Otto
89— Matthew Gulseth
93— Timothy Gelinske
97— Thomas Langer
Timothy Tibesar
2003—Kelby Klosterman

NORTH DAKOTA ST.

- 66— James Schindler
69— * Stephen Stephens
71— Joseph Cichy
75— Paul Cichy
84— Doug Hushka
89— Charles Stock
94— Arden Beachy
98— Sean Fredricks

NORTH TEXAS

- 68— Ruben Draper
77— Peter Morris

NORTHERN ARIZ.

- 78— Larry Friedrichs
2000—Jake Crissup

NORTHERN COLO.

- 76— Robert Bliss
91— Thomas Langer
2000—Corte McGuffey
04— Cable Rohloff

NORTHERN IOWA

- 81— Owen Dockter

NORTHERN MICH.

- 73— Guy Falkenhagen
81— Phil Kessel
86— Keith Nelsen

NORTHWEST MO. ST.

- 82— Robert Gregory
97— Greg Teale

NORTHWESTERN

- 70— * Bruce Hubbard
74— Steven Craig
77— Randolph Dean
81— Charles Kern
96— Salvatore Valenzisi
Ryan Padgett
99— Barry Gardner

NORTHWESTERN ST.

- 95— John Dippel
2000—William Broussard
02— Grayson Tennison

NORWICH

- 68— Richard Starbuck
74— Matthew Hincks

NOTRE DAME

- 67— Frederick Schnurr
68— James Smithberger
69— George Kunz
70— Michael Oriard
71— Lawrence DiNardo
72— Thomas Gatewood
73— Gregory Marx
74— David Casper
Peter Demmerle
Reggie Barnett

- 79— Joseph Restic
81— Thomas Gibbons
82— John Krimm Jr.
86— Gregory Dingens

- 89— Reginald Ho
94— Timothy Ruddy

OCCIDENTAL

- 66— James Wanless
67— Richard Verry
69— John St. John
78— Richard Fry
80— * Timothy Bond
89— * Curtis Page
95— Davin Lundquist

OHIO

- 78— * Robert Weidaw
80— Mark Geisler

OHIO NORTHERN

- 79— Mark Palmer
82— Larry Egbert

OHIO ST.

- 65— Arnold Chonko
66— Donald Unverferth
67— Ray Pryor
69— David Foley
71— Rex Kern
74— Randolph Gradisher
76— Brian Baschnagel
77— William Lukens
80— James Laughlin
84— John Frank
85— David Crecelius
86— Michael Lanese
97— Greg Bellisari
2004—Benjamin Hartssock

OKLAHOMA

- 72— Larry Jack Mildren Jr.
73— Joe Wylie
81— Jay Jimerson
89— Anthony Phillips
91— Michael Sawatzky
2001—Nicholas Kempenich

OKLAHOMA ST.

- 83— * Doug Freeman
2003—Kyle Eaton

OLIVET

- 75— William Ziem

OREGON

- 79— * Willie Blasher Jr.
91— William Musgrave
2002—Ryan Schmid

OREGON ST.

- 69— William Enyart
69— * Jerry Belcher

PACIFIC

- 72— * Byron Cosgrove
78— Brian Peets
80— Bruce Filarsky

PENNSYLVANIA

- 68— Ben Mortensen
95— Michael Turner
98— John Bishop
99— David Rader
2004—Peter Veldman

PENN ST.

- 66— Joseph Bellas
67— John Runnells III
71— Robert Holuba
72— David Joyner
73— Bruce Bannon
74— Mark Markovich
75— John Baiorunos
79— * Charles Correal
80— * Michael Guman
81— John Walsh
84— Harry Hamilton
85— Douglas Strange
87— Brian Silverling
90— Roger Thomas Duffy
94— Craig Fayak
95— Charles Pittman
2000—Travis Forney
03— Joseph Iorio

PITTSBURGH

- 79— Jeff Delaney
86— Robert Schilken
89— Mark Stepnoski

POMONA-PITZER

- 69— * Lee Piatek
77— Scott Borg
83— * Calvin Olishi

- 85—* Derek Watanabe
88— Edward Irick
93— Torin Cunningham

PORTLAND ST.

- 79— John Urness

PRINCETON

- 67— Charles Peters
69— Richard Sandler
70— Keith Mauney
76— Ronald Beible
81— Mark Bailey
83— Brent Woods
86— James Petrucci
87— John Hammond
97— Marc Washington Jr.
99— Alexander Sierk

PUGET SOUND

- 68— Stephen Doolittle
79—* Patrick O'Loughlin
83—* Anthony Threlkeld

PURDUE

- 70— Michael Phipps
74— Robert Hofstiezer
75— Lawrence Burton

RANDOLPH-MACON

- 98— Joseph Seetoo

REDLANDS

- 65— Robert Jones
97— Morgan Bannister

RENSELAER

- 67— Robert Darnall
69— John Contento

RHODES

- 71— John Churchill
79—* Philip Mischke
81— Jeffrey Lane
83—* Russell Ashford
85—* John Foropoulos
89— James Augustine
2002—Christopher Huff

RICE

- 81—* Lamont Jefferson
91— Donald Hollas
96— James Lamy

RICHMOND

- 86— Leland Melvin

RIPON

- 65— Phillip Steans
69— Steven Thompson
80— Thomas Kloffa

RUTGERS

- 90— Steven Tardy

ST. CLOUD ST.

- 90— Richard Rodgers

ST. FRANCIS (PA.)

- 87— Christopher Tantlinger
99— Matthew Farabaugh

ST. JOHN'S (MINN.)

- 92— Denis McDonough
96— Christopher Palmer

ST. JOSEPH'S (IND.)

- 80— Michael Bettinger

ST. NORBERT

- 66— Michael Ryan
88— Matthew Lang

ST. PAUL'S

- 80— Gerald Hicks

ST. THOMAS (MINN.)

- 75— Mark Dienhart
97— Christopher Esterley
2000—Greg Kaiser
03— Jacob Barkley
Andrew Hilliard

SAN DIEGO

- 96— Douglas Popovich
2000—Michael Stadler

SAN DIEGO ST.

- 99— Scott Auerbach

SANTA CLARA

- 72— Ronald Sani
77— Mark Tiernan
81—* David Alfaro
85— Alexis Vlahos
87— Patrick Sende

SEWANEE

- 65— Frank Stubblefield
66— Douglas Paschall
69— James Beene
71— John Popham IV
77— Dudley West
82— Gregory Worsowicz
Domenick Reina
83— Michael York
84— Michael Jordan
93— Jason Forrester
94— Frederick Cravens
96— Stephen Tudor
2003—Benjamin Tuck

SHIPPENSBURG

- 77— Anthony Winter

SIMPSON

- 71— Richard Clogg
74— Hugh Lickiss
90— Roger Grover
94— Chad Earwood

SLIPPERY ROCK

- 98— David Sabolcik Jr.
2000—Tim Kusniez

SOUTH CAROLINA

- 67— Steven Stanley Juk Jr.

SOUTH DAKOTA

- 79— Michael Schurrer
87— Todd Salat
93— Jason Seurer
2004—Jarrod Edelen

SOUTH DAKOTA ST.

- 80— Charles Loewen
81— Paul Kippley
88— Daniel Sonnek
95— Jacob Hines
2002—Joshua Ranek
04— Scott Connot

SOUTHEASTERN LA.

- 74— William Percy Jr.

SOUTHEASTERN OKLA.

- 2001—Joe Jones

SOUTHERN U.

- 70— Alden Roche

SOUTHERN CALIFORNIA

- 66— Charles Arrobbio
69— Steven Sogge
70— Harry Khasigian

- Steve Lehmer
74— Monte Doris
75— Patrick Haden
76— Kevin Bruce
78— Gary Bethel
80— Brad Budde

- Paul McDonald
81— Gordon Adams

- * Jeffrey Fisher
85— Duane Bickett
86— Anthony Colorito

- * Matthew Koart

- 87— Jeffrey Bregel
90— John Jackson
96— Jeremy Hogue
97— Matthew Keneley

SOUTHERN METHODIST

- 83—* Brian O'Meara
85—* Monte Goen
87— David Adamson
93— Cary Brabham

SOUTHERN MISS.

- 83— Richard Thompson
84— Stephen Carmody

SOUTHERN UTAH

- 92— Stephen McDowell

SOUTHWEST MO. ST.

- 80— Richard Suchenski
Mitchel Ware
85— Michael Armentrout
2000—Travis Brawner

STANFORD

- 65—* Joe Neal
66—* Terry DeSylvia
68— John Root
71— John Sande III
72— Jackie Brown
74— Randall Polit
75—* Keith Rowen

- 76— Gerald Wilson
77— Duncan McColl
81— Milton McColl
84— John Bergren
85— Scott Carpenter
86— Matthew Soderlund
87— Brian Morris
88— Douglas Robison
95— Stephen Stenstrom
96— Eric Abrams
David Walker
97— Marlon Evans

STONEHILL

- 93— Kevin Broderick

SUSQUEHANNA

- 77— Gerald Huesken
82— Daniel Distasio
2001—David Wonderlick

SWARTHMORE

- 72— Christopher Leinberger
83—* John Walsh

SYRACUSE

- 78—* Robert Avery
86— Timothy Green
94— Patrick O'Neill
95— Eric Chenoweth

TEMPLE

- 74— Dwight Fulton

TENNESSEE

- 71— Donald Denbo
Timothy Priest
77— Michael Mauck
81— Timothy Irwin
98— Peyton Manning

TENNESSEE TECH

- 2002—Grant Swallows

TEXAS

- 69— Corbin Robertson Jr.
71— Willie Zapalac Jr.
74—* Michael Bayer
73—* Patrick Kelly
75— Wade Johnston
76— Robert Simmons
77— William Hamilton
97— Patrick Fitzgerald

TEXAS-ARLINGTON

- 69— Michael Baylor

UTEP

- 80— Eddie Forkerway
89— Patrick Hegarty
92— Robert Sesich

TEXAS A&M

- 69— Edward Hargett
71— David Elmendorf
72— Stephen Luebbehusen
88— Kip Corrington

TCU

- 67— John Richards
68— Eldon Gresham Jr.
73— Scott Walker
75— Terry Drennan
88— J. Clinton Hailey
2004—Nicholas Browne

TEXAS SOUTHERN

- 65— Leon Hardy

TEXAS ST.

- 82— Michael Miller

TEXAS TECH

- 65— James Ellis Jr.
68— John Scovell
75— Jeffrey Jobe
78—* Richard Arledge
85—* Bradford White
90— Thomas Mathiasmeier
2000—Jesse Cockrum

THOMAS MORE

- 98— Michael Bramlage Jr.

TOLEDO

- 82— Tad Wampfler
89— Kenneth Moyer
95— Chadd Dehn
97— Craig Dues
2002—Todd France
03— Christopher Tuminello

TOWSON

- 2003—Benjamin Whitacre

TRINITY (CONN.)

- 67—* Howard Wrzosek
68— Keith Miles

TRINITY (TEX.)

- 84—* Peter Broderick
95— Martin Thompson
98— Mark Byarlay
Jack Doran
2000—Bo Edwards

TROY ST.

- 75— Mark King

TRUMAN

- 83— Roy Pettibone
99— Thomas Hernandez
2004—Tameem Yehyaw

TUFTS

- 65— Peter Smith
70— Robert Bass
79—* Don Leach
80—* James Ford
82—* Brian Gallagher
87— Robert Patz
92— Paulo Oliveira

TULSA

- 67—* Larry Williams
75— James Mack Lancaster II
98— Levi Gillen

TUSKEGEE

- 68— James Greene

UCLA

- 67—* Raymond Armstrong

- Dallas Grider
70— Gregory Jones
74— Steven Klosterman
76— John Sciarra
77— Jeffrey Dankworth
78— John Fowler Jr.
83— Cormac Carney
84— Richard Neuheisel
86— Michael Hartmeier
90— Richard Meyer
93— Carlton Gray
96— George Kase
99— Shawn Stuart
Christian Sailer
2000—Danny Farmer

UNION (N.Y.)

- 88— Richard Romer

UTAH

- 81— James Baldwin
93— Steven Young
95— Jason Jones
2001—Kimball Christianson

UTAH ST.

- 67— Ronnie Edwards
68— Garth Hall
70— Gary Anderson
76— Randall Stockham

VALDOSTA ST.

- 95— Christopher Hatcher

VALPARAISO

- 75—* Richard Seall

VANDERBILT

- 73— Barrett Sutton Jr.
75— Douglas Martin
2003—Hunter Hillenmeyer

VILLANOVA

- 77— David Graziano
89— Richard Spugnardi

VIRGINIA

- 67— Frederick Jones
83— Patrick Chester
94— Thomas Burns Jr.
96— Patrick Jeffers
98— Stephen Phelan Jr.

- VMI**
79— Robert Bookmiller
80— Richard Craig Jones
- VIRGINIA TECH**
73— Thomas Carpenito
97— Brandon Semones
- WABASH**
74— * Mark Nicolini
81— * Melvin Gore
83— David Broecker
87— James Herrmann
92— William Padgett
- WAKE FOREST**
70— Joseph Dobner
74— * Daniel Stroup
76— Thomas Fehring
78— * Michael McGlamry
83— Philip Denfeld
87— Toby Cole Jr.
- WARTBURG**
75— Conrad Mandsager
76— James Charles Peterson
82— * Rod Feddersen
94— Koby Kreinbring
96— Vincent Penningroth
- WASHINGTON**
65— William Douglas
67— Michael Ryan
72— * James Krieg
73— John Brady
77— Scott Phillips
78— Blair Bush
80— Bruce Harrell
82— Mark Jerue
83— Charles Nelson
Mark Stewart
88— David Rill
92— Edward Cunningham
97— David Janoski
2001—Marques Tuiaosopo
- WASHINGTON-ST. LOUIS**
94— Aaron Keen
98— Bradley Klein
- WASH. & JEFF.**
70— Edward Guna
82— Max Regula
91— David Conn
93— Raymond Cross Jr.

- 95— Michael Jones
2002—Matthew Dietz
- WASH. & LEE**
70— Michael Thornton
74— William Wallace Jr.
78— Jeffrey Slatcoff
79— Richard Wiles
80— * Scott Smith
81— Lonnie Nunley III
89— Michael Magoline
2003—John Melillo
- WASHINGTON ST.**
67— Richard Sheron
68— A. Douglas Flansburg
83— Gregory Porter
84— Patrick Lynch Jr.
85— Daniel Lynch
- WAYNE ST. (MICH.)**
76— Edward Skowneski Jr.
81— Phillip Emery
- WEBER ST.**
68— Phillip Tuckett
74— * Douglas Smith
92— David Hall
94— Deric Gurley
98— Cameron Quayle
- WESLEYAN (CONN.)**
67— John Dwyer
69— Stuart Blackburn
71— James Lynch
78— John McVicar
2000—Matt Perceval
- WEST TEX. A&M**
75— * Ben Bentley
82— Kevin Dennis
- WEST VIRGINIA**
74— Ade Dillion
* Daniel Larcamp
82— Oliver Luck
- WESTERN CARO.**
94— Thomas Jackson III
- WESTERN ILL.**
89— Paul Singer
- WESTERN KY.**
72— Jimmy Barber
80— Charles DeLacey

- WESTERN MICH.**
68— Martin Barski
71— Jonathan Bull
- WESTERN N.M.**
68— * Richard Mahoney
- WESTERN ST.**
98— Jason Eves
- WESTMINSTER (PA.)**
99— Brian Mihok
- WHEATON (ILL.)**
89— David Lauber
93— Bart Moseman
96— Pedro Arruza
99— Timothy Hardy
- WHITTIER**
76— John Getz
79— Mark Deven
87— * Timothy Younger
- WIDENER**
2002—Timothy Hess
- WILLAMETTE**
87— * Gerry Preston
- WILLIAM & MARY**
78— G. Kenneth Smith
80— Clarence Gaines
85— Mark Kelso
- WILLIAM JEWELL**
66— Charles Scrogin
70— Thomas Dunn
John Johnston
- WILLIAMS**
65— Jerry Jones
72— John Murray
95— Nathan Sleeper
96— Medley Gatewood
- WINONA ST.**
95— Nathan Gruber
- WINSTON-SALEM**
84— Eddie Sauls
- WISCONSIN**
66— David Fronck
80— Thomas Stauss
82— * David Mohapp
83— Mathew Vanden Boom

- WIS.-LA CROSSE**
97— Troy Harcey
- WIS.-OSHKOSH**
2000—Craig Pierstorff
- WIS.-PLATTEVILLE**
87— Michael Hintz
- WIS.-STEVENS POINT**
98— Joel Hornby
2000—Andy Palzkill
- WIS.-WHITEWATER**
96— Scott Hawig
2002—Peter Katz
- WITTENBERG**
82— William Beach
98— Kent Rafey
2004—Harold Ivery
- WOOSTER**
80— Edward Blake Moore
2000—Matt Mahaffey
- WYOMING**
74— Steven Cockreham
85— Bob Gustafson
89— Randall Welniak
96— Joseph Cummings
98— Jay Korth
Cory Wedel
- XAVIER (OHIO)**
65— William Eastlake
- YALE**
66— * James Groninger
67— Howard Hilgendorf Jr.
69— Frederick Morris
71— Thomas Neville
72— David Bliss
75— John Burkus
77— * Stone Phillips
79— William Crowley
82— Richard Diana
91— Vincent Mooney
96— Matthew Siskosky
- YOUNGSTOWN ST.**
96— Mark Brungard

Academic All-America Hall of Fame

Since its inception in 1988, 46 former NCAA football players have been inducted into the GTE Academic all-America Hall of Fame. They were selected from among nominees by the College Sports Information Directors of America from past Academic all-Americans of the 1950s, '60s, '70s, '80s and '90s. Following are the football selections by the year selected and each player's team, position and last year played:

1988
Pete Dawkins, Army, HB, 1958

- Pat Haden, Southern California, QB, 1974
Rev. Donn Moomaw, UCLA, LB, 1953
Merlin Olsen, Utah St., T, 1961
- 1989**
Carlos Alvarez, Florida, WR, 1971
Willie Bogan, Dartmouth, DB, 1970
Steve Bramwell, Washington, DB, 1965
Joe Romig, Colorado, G, 1961
Jim Swink, TCU, B, 1956
John Wilson, Michigan St., DB, 1952
- 1990**
Joe Theismann, Notre Dame, QB, 1970
Howard Twilley, Tulsa, TE, 1965
- 1991**
Terry Baker, Oregon St., QB, 1962
Joe Holland, Cornell, RB, 1978
David Joyner, Penn St., OT, 1971
Brock Strom, Air Force, T, 1958
- 1992**
Alan Ameche, Wisconsin, RB, 1954
Stephen Eisenhower, Navy, G, 1953
Randy Gradishar, Ohio St., LB, 1973

- 1993**
Raymond Berry, Southern Methodist, E, 1954
Dave Casper, Notre Dame, E, 1973
Jim Grabowski, Illinois, FB, 1965
- 1994**
Richard Mayo, Air Force, QB, 1961
Lee Roy Selmon, Oklahoma, DT, 1975
- 1995**
Pat Richter, Wisconsin, E, 1962
- 1996**
Wade Mitchell, Georgia Tech, QB, 1956
Bob Thomas, Notre Dame, K, 1973
Byron "Whizzer" White, Colorado, HB, 1937 (honorary selection)
- 1997**
Todd Blackledge, Penn St., QB, 1983
Tim Foley, Purdue, DB, 1970
- 1998**
Bernie Kosar, Miami (Fla.), QB, 1984
Jack Mildren, Oklahoma, QB, 1971
Marv Levy, Coe, RB, 1949 (honorary selection)

- 1999**
John Fowler, UCLA, LB, 1978
Chad Hennings, Air Force, DL, 1988
- 2000**
Oliver Luck, West Virginia, QB, 1981
- 2001**
Cris Collinsworth, Florida, WR, 1980
John R. Hall, Vanderbilt, G, 1954
- 2002**
Richard Balzhiser, Michigan, FB, 1955
- 2003**
Kip Corrington, Texas A&M, DB, 1987
Chris Howard, Air Force, RB, 1991
Steve Young, Brigham Young, QB, 1984
- 2004**
Gill Beck, Appalachian St., C, 1977
Terry Hoage, Georgia, DB, 1983
Dave Rimington, Nebraska, C, 1982
Rolf Benirschke, UC Davis, K, 1976

AWARD WINNERS

Academic All-Americans by School

Academic all-America football teams have been selected by the College Sports Information Directors of America (CoSIDA), a 2,000-member organization, since 1952. Since the program's inception, CoSIDA has bestowed Academic all-America honors on more than 14,000 student-athletes in Divisions I, II and III, and the NAIA, covering all NCAA championship sports. To be eligible, student-athletes must be regular performers and have at least a 3.200 grade-point average (on a 4.000 scale) during their college careers. University division teams (I-A and I-AA) are complete in this list, but college division teams (II, III, NAIA) before 1970 are missing from CoSIDA archives, with few exceptions. Following are all known first-team selections:

ABILENE CHRISTIAN

63—Jack Griggs, LB
70—Jim Lindsey, QB
74—Greg Stirman, E
76—Bill Curbo, T
77—Bill Curbo, T
87—Bill Clayton, DL
88—Bill Clayton, DL
89—Bill Clayton, DL
90—Sean Grady, WR

ADRIAN

84—Steve Dembowski, QB
94—Jay Overmyer, DB

AIR FORCE

58—Brock Strom, T
59—Rich Mayo, B
60—Rich Mayo, B
70—Ernie Jennings, E
71—Darryl Haas, LB/K
72—Bob Homburg, DE
Mark Prill, LB
73—Joe Debes, OT
74—Joe Debes, OT
78—Steve Hoag, WR
81—Mike France, LB
83—Jeff Kubiak, P
86—Chad Hennings, DL
87—Chad Hennings, DL
88—David Hlatky, OL
90—Chris Howard, RB
92—Grant Johnson, LB

AKRON

80—Andy Graham, PK

UAB

97—Johnny Rea, OL

ALABAMA

61—Tommy Brooker, E
Pat Trammell, B
64—Gaylon McCollough, C
65—Steve Sloan, QB
Dennis Homan, HB
67—Steve Davis, K
Bob Childs, LB
70—Johnny Musso, HB
71—Johnny Musso, HB
73—Randy Hall, DT
74—Randy Hall, DT
75—Danny Ridgeway, KS
79—Major Ogilvie, RB

ALABAMA A&M

89—Tracy Kendall, QB
90—Tracy Kendall, QB

ALBANY (N.Y.)

86—Thomas Higgins, OT
87—Thomas Higgins, OT
94—Andy Shein, WR
95—Rich Tallarico, OL
2000—J.T. Herfurth, OL
03—Victor Camacho, LB

ALBION

82—Bruce Drogosch, LB
86—Michael Grant, DB
90—Scott Bissell, DB
93—Eric Baxmann, LB
Jeffrey Shooks, P
94—Jeffrey Shooks, P
95—David Lefere, DB

96—David Lefere, DB

ALFRED

89—Mark Szykowski, OL

ALLEGHENY

81—Kevin Baird, P
91—Adam Lechman, OL
Darren Hadlock, LB

ALMA

86—Greg Luczak, TE
98—Rick Brands, PK
99—Dustin Armstrong, DB

AMERICAN INT'L

81—Todd Scyocurka, LB
99—Dan Grant, WR

AMHERST

2003—Paul Whiting, DB

ANGELO ST.

98—Kyle Kirk, LB

APPALACHIAN ST.

77—Gill Beck, C
92—D.J. Campbell, QB

ARIZONA

68—Mike Moody, OG
75—Jon Abbott, LB
76—Jon Abbott, T/LB
77—Jon Abbott, T/LB
79—Jeffrey Whitton, DL
87—Charles Cecil, DB
96—Wayne Wyatt, OL

ARIZONA ST.

66—Ken Dyer, OE
88—Mark Tingstad, LB
97—Patrick Tillman, LB

ARKANSAS

57—Gerald Nesbitt, FB
61—Lance Alworth, B
64—Ken Hatfield, B
65—Randy Stewart, C
Jim Lindsey, HB
Jack Brasuell, DB
68—Bob White, K
69—Bill Burnett, HB
Terry Stewart, DB
78—Brad Shoup, DB

ARK.-MONTICELLO

85—Ray Howard, OG
88—Sean Rochelle, QB

ARKANSAS ST.

59—Larry Zabrowski, OT
61—Jim McMurray, QB

ARKANSAS TECH

90—Karl Kuhn, TE
91—Karl Kuhn, TE
2000—Robert Bayer, DL
Paul Peletz, PK
01—Robert Bayer, DL

ARMY

55—Ralph Chesnauskas, E
57—James Kernan, C
Pete Dawkins, HB
58—Pete Dawkins, HB
59—Don Usry, E
65—Sam Champi, DE
67—Bud Neswischeny, DE
69—Theodore Shadid, C

89—Michael Thorson, DB
92—Mike McElrath, DB
94—Eric Oliver, LB
2001—Brandon Perdue, DL

ASHLAND

73—Mark Gulling, DB
74—Ron Brown, LB
76—Dan Bogden, E
77—Bruce Niehm, LB
81—Mark Braun, C
91—Thomas Shiban, RB
93—Jerry Spatny, DL
96—Chad DiFranco, DB

AUBURN

57—Jimmy Phillips, E
59—Jackie Burkett, C
60—Ed Dyas, B
65—Bill Cody, LB
69—Buddy McClinton, DB
74—Bobby Davis, LB
75—Chuck Fletcher, DT
76—Chris Vacarella, RB
84—Gregg Carr, LB
94—Matt Hawkins, PK

AUGSBURG

81—Paul Elliott, DL
97—Ted Schultz, TE

AUGUSTANA (ILL.)

75—George Wesbey, T
80—Bill Dannehl, WR
84—Steve Sanders, OT
85—Steve Sanders, OT
95—Ryan Carpenter, OL
96—Ryan Carpenter, OL
97—Chris Meskan, OL
98—Chris Meskan, OL
2000—MacKenzie Hay, OL
01—Todd Baldwin, DB
02—Todd Baldwin, DB
03—Adam Guy, DB

AUGUSTANA (S.D.)

72—Pat McNeerney, T
73—Pat McNeerney, T
74—Jim Clemens, G
75—Jim Clemens, C
77—Stan Biondi, K
86—David Gubbrud, DL
87—David Gubbrud, DL
88—David Gubbrud, LB
89—David Gubbrud, LB
96—Mitchell Pruetz, TE
97—Thayne Munce, OL

AUSTIN

81—Gene Branum, PK
99—Joe Fox, OL

AUSTIN PEAY

74—Gregory Johnson, G

BAKER

61—John Jacobs, B

BALDWIN-WALLACE

70—Earl Stolberg, DB
72—John Yezerski, G
78—Roger Andrachik, RB
Greg Monda, LB
81—Chuck Krajacic, OG
88—Shawn Gorman, P
91—Tom Serdinak, P
93—Adrian Allison, DL
David Coverdale, DL
94—David Coverdale, DL
2001—Matt Kish, OL
02—Matt Kish, OL
03—Joe Harbour, OL

BALL ST.

83—Rich Chitwood, C
85—Ron Duncan, TE
86—Ron Duncan, TE
87—Ron Duncan, TE
88—Ted Ashburn, OL
Greg Shackelford, DL
89—Ted Ashburn, OL
David Haugh, DB
91—Troy Hoffer, DB
92—Troy Hoffer, DB
2002—Travis Barclay, OL
03—Travis Barclay, OL

BATES

82—Neal Davidson, DB

BAYLOR

61—Ronnie Bull, RB
62—Don Trull, QB
63—Don Trull, QB
76—Cris Quinn, DE
89—Mike Welch, DB
90—Mike Welch, DB
96—Ty Atteberry, P

BELOIT

90—Shane Stadler, RB

BENEDICTINE (ILL.)

2002—Patrick Ryan, DL

BENTLEY

2000—Brian Holland, DB

BETHANY (KAN.)

86—Wade Gaeddert, DB

BETHANY (W.V.)

2001—Eugene Ochap, OL

BETHEL (MINN.)

2001—Hans Bengston, DB
03—Matt Wassink, LB

BLOOMSBURG

83—Dave Pepper, DL

BOISE ST.

71—Brent McIver, IL
73—Glenn Sparks, G
78—Sam Miller, DB

BOSTON COLLEGE

77—Richard Scudellari, LB
86—Michael Degnan, DL

BOSTON U.

83—Steve Shapiro, K
85—Brad Hokin, DB
93—Andre Maksimov, OL
94—Andre Maksimov, OL

BOWDOIN

84—Mike Siegel, P
93—Michael Turmelle, DB

BOWLING GREEN

75—John Boles, DE
89—Pat Jackson, LB
90—Pat Jackson, TE

BRIGHAM YOUNG

73—Steve Stratton, RB
80—Scott Phillips, RB
81—Dan Plater, WR
87—Chuck Cutler, WR
88—Chuck Cutler, WR
Tim Clark, DL
89—Fred Whittingham, RB
90—Andy Boyce, WR
93—Eric Drage, WR
2000—Jared Lee, DB
01—Ryan Denney, DL

BROCKPORT ST.

97—Tom Massey, DB
98—Tom Massey, DB

BROWN

81—Travis Holcombe, OG
82—Dave Folsom, DB
86—Marty Edwards, C
87—John Cuozzo, C

BUCKNELL

72—Douglas Nauman, T
John Ondrasik, DB
73—John Dailey, LB
74—Steve Leskinen, T
75—Larry Brunt, E
76—Larry Brunt, E
84—Rob Masonis, RB
Jim Reilly, TE
86—Mike Morrow, WR
91—David Berardinelli, WR
92—David Berardinelli, WR

BUENA VISTA

99—Ben Smith, RB

BUFFALO

63—Gerry Philbin, T
84—Gerry Quinlivan, LB
85—James Dunbar, C

86—James Dunbar, C
98—Dan Poulsen, DL

BUFFALO ST.

87—Clint Morano, OT

BUTLER

84—Steve Kollias, L
98—Nick Batalis, OL
Mike Goletz, DL
99—Mike Goletz, LB

C.W. POST

70—Art Canario, T
75—Frank Prochilo, RB
84—Bob Jahelka, DB
93—Jim Byrne, WR

CALIFORNIA

67—Bob Crittenden, DG
70—Robert Richards, OT
82—Harvey Salem, OT

UC DAVIS

72—Steve Algeo, LB
75—Dave Gellerman, LB
90—Mike Shepard, DL
98—Wes Terrell, TE

UC RIVERSIDE

71—Tyrone Hooks, HB

CAL LUTHERAN

81—John Walsh, OT

CANISIUS

82—Tom Schott, WR
83—Tom Schott, TE
86—Mike Panepinto, RB
2000—Jake Coppola, WR

CAPITAL

70—Ed Coy, E
83—Mike Linton, G
85—Kevin Sheets, WR
2002—Trevor Alexander, DL

CARLETON

92—Scott Hanks, TE

CARNEGIE MELLON

76—Rick Lackner, LB
Dave Nackoul, E
84—Roger Roble, WR
87—Bryan Roessler, DL
Chris Haupt, LB
89—Robert O'Toole, LB
90—Frank Bellante, RB
Robert O'Toole, LB
94—Aaron Neal, TE
Merle Atkinson, DL
98—Jason Funke, DB

CARROLL (WIS.)

76—Stephen Thompson, QB

CARSON-NEWMAN

61—David Dale, E
93—Chris Horton, OL
94—Chris Horton, OL
2000—Keith Akard, DL

CARTHAGE

61—Bob Halsey, B
77—Mark Phelps, QB

CASE RESERVE

75—John Kosko, T
82—Jim Donnelly, RB
83—Jim Donnelly, RB
84—Jim Donnelly, RB
88—Chris Hutter, TE
90—Michael Bissler, DB
95—Doug Finefrock, LB
96—Tom Mager, LB
Kenyon Meadows, DL
2000—Tim Gustafson, DL

CENTRAL ARK.

2002—Landon Trusty, TE
03—Landon Trusty, TE

CENTRAL (IOWA)

79—Chris Adkins, LB
85—Scott Lindrell, LB
86—Scott Lindrell, LB
91—Rich Kacmarynski, RB

CENTRAL MICH.

70—Ralph Burde, DL
74—Mike Franckowiak, QB
John Wunderlich, T
79—Mike Ball, WR

84—John DeBoer, WR
91—Jeff Bender, QB
2001—Rob Turner, WR

CENTRAL MO. ST.

97—Shane Meyer, PK

CENTRE

84—Teel Bruner, DB
85—Teel Bruner, DB
89—Bryan Ellington, DB
91—Eric Horstmeyer, WR

CHADRON ST.

73—Jerry Sutton, LB
75—Bob Lacey, KS
79—Jerry Carder, TE
95—Corey Campbell, RB
99—Casey Beran, DL

CHAPMAN

96—Matt Hertzler, OL
97—Matt Hertzler, OL

CHEYNEY

75—Steve Anderson, G

CHICAGO

87—Paul Haar, OG
88—Paul Haar, OL
93—Frank Baker, RB

CINCINNATI

81—Kari Yli-Renko, OT
90—Kyle Stroh, DL
91—Kris Bjorson, TE
97—John Kobalka, DL

CITADEL

63—Vince Petno, E
76—Kenny Caldwell, LB
77—Kenny Caldwell, LB
78—Kenny Caldwell, LB
87—Thomas Frooman, RB
89—Thomas Frooman, RB

CLARION

96—Steve Witte, RB

CLEMSON

59—Lou Cordileone, T
78—Steve Fuller, QB
99—Kyle Young, OL
2000—Chad Carson, LB
Kyle Young, OL
01—Chad Carson, LB
Kyle Young, OL

COAST GUARD

70—Charles Pike, LB
71—Bruce Melnick, DB
81—Mark Butt, DB

COE

93—Marcus Adkins, DL
2000—Timothy Vinyard, QB

COLGATE

78—Angelo Colosimo, RB
79—Angelo Colosimo, RB
85—Tom Stenglein, WR
89—Jeremy Garvey, TE
2003—John Frieser, TE

COLORADO

60—Joe Romig, G
61—Joe Romig, G
67—Kirk Tracy, OG
70—Jim Cooch, DB
73—Rick Stearns, LB
74—Rick Stearns, LB
75—Steve Young, DT
87—Eric McCarty, LB
90—Jim Hansen, OL
91—Jim Hansen, OL
92—Jim Hansen, OL
96—Ryan Olson, DL
97—Ryan Olson, DL

COLORADO COL.

96—Ryan Egeland, OL
Ryan Haygood, DL

COLORADO MINES

72—Dave Chambers, RB
83—Charles Lane, T

COLORADO ST.

55—Gary Glick, B
69—Tom French, OT

86—Steve Bartalo, RB
95—Greg Myers, DB
98—Mike Newell, OL
Nate Kvamme, LB
2002—Eric Pauly, LB

COLORADO ST.-PUEBLO

83—Dan DeRose, LB

COLUMBIA

52—Mitch Price, B
53—John Gasella, T
56—Claude Benham, B
71—John Sefcik, HB

CONCORDIA-ST. PAUL

2000—Andrew Fleischman, OL

CORNELL

77—Joseph Holland, RB
78—Joseph Holland, RB
82—Derrick Harmon, RB
83—Derrick Harmon, RB
85—Dave Van Metre, DL
2003—Kevin Rooney, DL

CORNELL COLLEGE

72—Rob Ash, QB
Dewey Birkhofer, S
76—Joe Lauterbach, G

Tom Zinkula, DT

77—Tom Zinkula, DT

78—Tom Zinkula, DL

82—John Ward, WR

91—Bruce Feldmann, QB

92—Brent Sands, DB

93—Mark McDermott, DB

94—Mark McDermott, DB

95—Mike Tressel, DB

97—Matt Weiss, DL

98—Matt Weiss, DL

CULVER-STOCKTON

95—Mason Kaiser, DB

DARTMOUTH

70—Willie Bogan, DB

83—Michael Patsis, DB

87—Paul Sorensen, LB

88—Paul Sorensen, LB

90—Brad Preble, DB

91—Mike Bobo, WR

Tom Morrow, LB

92—Russ Torres, RB

94—David Shearer, WR

Zach Lehman, DL

97—Dominic Lanza, OL

DAYTON

71—Tim Quinn, LB

72—Tim Quinn, DT

79—Scott Terry, QB

84—Greg French, K

David Kemp, LB

Jeff Slayback, L

85—Greg French, K

86—Gerry Meyer, OT

91—Brett Cuthbert, DB

Dan Rosenbaum, DB

92—Steve Lochow, DL

Dan Rosenbaum, DB

93—Steve Lochow, DL

Brad Mager, DB

94—David Overhoiser, RB

96—Josh Lemmon, OL

98—Jacob Jones, RB

99—Jimmy Lee, RB

2001—Mark Kasmer, LB

Marty McNamara, DB

02—Mark Kasmer, DB

03—Doug Jones, DB

Nick Sellett, OL

DEFIANCE

80—Jill Bailey, OT

Mark Bockelman, TE

DELAWARE

70—Yancey Phillips, T

71—Robert Depew, DE

72—Robert Depew, DE

DELAWARE VALLEY

84—Dan Glowatski, WR

DELTA ST.

70—Hal Posey, RB

74—Billy Hood, E

Ricky Lewis, LB
Larry Miller, RB
75—Billy Hood, E
78—Terry Moody, DB
79—Charles Stavley, G

DENISON

75—Dennis Thome, LB
87—Grant Jones, DB
98—Jonathan Dunham, DB
99—Jonathan Dunham, DB

DePAUW

70—Jim Ceaser, LB
71—Jim Ceaser, LB
73—Neil Oslos, RB
80—Jay True, WR
85—Tony deNicola, QB
87—Michael Sherman, DB
90—Tom Beaulieu, DL
91—Tom Beaulieu, DL
Matt Nelson, LB
94—Mike Callahan, LB

DICKINSON

74—Gerald Ulrich, RB
79—Scott Mumma, RB

DRAKE

74—Todd Gaffney, KS
83—Tom Holt, RB

DREXEL

70—Lynn Ferguson, S

DUBUQUE

80—Tim Finn, RB

DUKE

66—Roger Hayes, DE
67—Bob Lasky, DT
70—Curt Rawley, DT
86—Mike Diminick, DB
87—Mike Diminick, DB
88—Mike Diminick, DB
89—Doug Key, DL
93—Travis Pearson, DL

DUQUESNE

2003—Mike Hillard, RB

EAST STROUDSBURG

84—Ernie Siegrist, TE

EAST TENN. ST.

71—Ken Oster, DB

EASTERN ILL.

95—Tim Carver, LB

EASTERN KY.

77—Steve Frommeyer, S

EASTERN N.M.

80—Tom Sager, DL
81—Tom Sager, DL
2003—Ty Touchstone, DB

EASTERN WASH.

97—Jeff Ogden, WR
Steve Mattson, DL
2002—Kyler Randall, WR
03—Kyler Randall, WR

ELON

73—John Rascoe, E

79—Bryan Burney, DB

EMORY & HENRY

71—Tom Wilson, LB
2000—Nathan Tuck, WR

EMPORIA ST.

79—Tom Lingg, DL
2002—Tyler Paul, RB
03—Brad Johnson, DB
Tyler Paul, RB

EVANSVILLE

74—David Mattingly, S
76—Michael Pociask, C
87—Jeffery Willman, TE
97—Sean Bennett, RB

FERRIS ST.

81—Vic Trecha, OT

92—Monty Brown, LB

FINDLAY

97—Bo Hurley, QB

FLORIDA

65—Charles Casey, E
69—Carlos Alvarez, WR
71—Carlos Alvarez, WR
76—David Posey, KS
77—Wes Chandler, RB
80—Cris Collinsworth, WR
91—Brad Culpepper, DL
93—Michael Gilmore, DB
94—Terry Dean, QB
Michael Gilmore, DB
95—Danny Wuerffel, QB
96—Danny Wuerffel, QB

FLORIDA A&M

90—Irvin Clark, DL

FLORIDA ST.

72—Gary Huff, QB
79—William Jones, DB
Phil Williams, WR
80—William Jones, DB
81—Rohn Stark, P
94—Derrick Brooks, LB
96—Daryl Bush, LB
97—Daryl Bush, LB
2000—Christopher Hope, DB
01—Christopher Hope, DB

FORDHAM

90—Eric Schweiker, OL

FORT HAYS ST.

75—Greg Custer, RB
82—Ron Johnson, P
85—Paul Nelson, DL
86—Paul Nelson, DL
89—Dean Gengler, OL
2000—Adam Ryan, P
01—Casey Seyfert, DL

FORT LEWIS

72—Dee Tennison, E

FRANK. & MARSH.

77—Joe Fry, DB
78—Joe Fry, DB
2001—Mark Rowand, P

FURMAN

76—Jeff Holcomb, T
85—Brian Jager, RB
88—Kelly Fletcher, DL
89—Kelly Fletcher, DL
Chris Roper, LB
91—Eric Walter, OL
99—Stuart Rentz, RB
2000—Marion Martin, LB

GANNON

2002—John Yurisinec, DB

GEORGETOWN

71—Gerry O'Dowd, HB
86—Andrew Phelan, OG

GEORGETOWN (KY.)

89—Eric Chumbley, OL
92—Bobby Wasson, PK
2001—Eddie Eviston, QB

GEORGIA

60—Francis Tarkenton, QB
65—Bob Etter, K
66—Bob Etter, K
Lynn Hughes, DB
68—Bill Stanfill, DT
71—Tom Nash, OT
Mixon Robinson, DE
77—Jeff Lewis, LB
82—Terry Hoage, DB
83—Terry Hoage, DB
92—Todd Peterson, PK
97—Matt Stinchcomb, OL
98—Matt Stinchcomb, OL
2001—Jon Stinchcomb, OL
02—Jon Stinchcomb, OL

GA. SOUTHERN

95—Rob Stockton, DB
99—Voncellies Allen, DL

GA. SOUTHWESTERN

87—Gregory Slappery, RB

GEORGIA TECH

52—Ed Gossage, T
Cecil Trainer, DE
Larry Morris, LB

55—Wade Mitchell, B

56—Allen Ecker, G

66—Jim Breland, C

W.J. Blaine, LB

Bill Eastman, DB

67—Bill Eastman, DB

80—Sheldon Fox, LB

90—Stefen Scotton, RB

99—Dan Dyke, P

2000—Dan Dyke, P

01—Dan Dyke, P

02—Dan Dyke, P

GETTYSBURG

79—Richard Swartz, LB

2002—Cliff Mason, LB

GRAMBLING

72—Floyd Harvey, RB

93—Gilad Landau, PK

GRAND VALLEY ST.

91—Mark Smith, OL

Todd Wood, DB

GRINNELL

71—Edward Hirsch, E

81—David Smiley, TE

98—Richard Wemer, WR

GROVE CITY

74—Pat McCoy, LB

89—Travis Croll, P

GUST. ADOLPHUS

80—Dave Najarian, DL

81—Dave Najarian, LB

98—Dan Duncan, OL

99—Dan Duncan, OL

2000—Brian Bergstrom, LB

01—Brian Bergstrom, LB

HAMLIN

73—Thomas Dufresne, E

89—Jon Voss, TE

HAMPDEN-SYDNEY

82—John Dickinson, OG

90—W.R. Jones, OL

91—David Brickhill, PK

HAMPTON

93—Tim Benson, WR

HARVARD

99—Ben Green, DB

HAWAII

97—Chris Shinnick, DB

HEIDELBERG

82—Jeff Kurtzman, DL

99—Joe Conduah, LB

HENDERSON ST.

98—Lee Daily, LB

HILLSDALE

61—James Richendollar, T

72—John Cervini, G

81—Mark Kellogg, LB

93—Jason Ahee, DB

96—Kyle Wojciechowski, OL

HOLY CROSS

83—Bruce Kozerski, T

85—Kevin Reilly, OT

87—Jeff Wiley, QB

91—Pete Dankert, DL

HOPE

73—Ronald Posthuma, T

79—Craig Groendyk, T

80—Greg Bekius, PK

82—Kurt Brinks, C

84—Scott Jecmen, DB

86—Timothy Chase, OG

HOUSTON

64—Horst Paul, E

76—Mark Mohr, DB

Kevin Rollwage, OT

77—Kevin Rollwage, OT

IDAHO

70—Bruce Langmeade, T

IDAHO ST.

84—Brent Koetter, DB

91—Steve Boyenger, DB

96—Trevor Bell, DB

ILLINOIS

52—Bob Lenzini, DT

64—Jim Grabowski, FB

65—Jim Grabowski, FB

66—John Wright, E

70—Jim Rucks, DE

71—Bob Bucklin, DE

80—Dan Gregus, DL

81—Dan Gregus, DL

82—Dan Gregus, DL

91—Mike Hopkins, DB

92—John Wright Jr., WR

94—Brett Larsen, P

99—Josh Whitman, TE

2000—Josh Whitman, TE

ILLINOIS COL.

80—Jay Wessler, RB

94—Warren Dodson, OL

ILLINOIS ST.

76—Tony Barnes, C

80—Jeff Hembrough, DL

89—Dan Hackman, OL

95—Keith Goodnight, RB

2000—Adam Waugh, LB

01—Adam Waugh, LB

ILL. WESLEYAN

71—Keith Ihlanfeldt, DE

80—Jim Eaton, DL

Rick Hanna, DL

Mike Watson, DB

81—Mike Watson, DB

91—Chris Bisailon, WR

92—Chris Udovich, DL

95—Jason Richards, TE

96—Lon Erickson, QB

INDIANA

67—Harry Gonso, HB

72—Glenn Scolnik, RB

80—Kevin Speer, C

94—John Hammerstein, DL

INDIANA (PA.)

82—Kenny Moore, DB

83—Kenny Moore, DB

INDIANA ST.

71—Gary Brown, E

72—Michael Eads, E

INDIANAPOLIS

76—William Willan, E

95—Ted Munson, DL

2000—Brad Crawford, OL

03—Troy Tinsley, OL

IONA

80—Neal Kurtti, DL

IOWA

52—Bill Fenton, DE

53—Bill Fenton, DE

75—Bob Elliott, DB

85—Larry Station, LB

2001—Aaron Kampman, DL

IOWA ST.

52—Max Burkett, DB

82—Mark Carlson, LB

99—Dave Brcka, LB

2002—Jordan Carstens, DL

ITHACA

72—Dana Hallenbeck, LB

85—Brian Dougherty, DB

89—Peter Burns, OL

2003—Cory Coady, DL

JACKSONVILLE ST.

77—Dewey Barker, E

78—Dewey Barker, TE

JAMES MADISON

78—Warren Coleman, OT

JOHN CARROLL

83—Nick D'Angelo, LB

Jim Sferra, DL

85—Joe Burrello, LB

86—Joe Burrello, LB

JOHNS HOPKINS

77—Charles Hauck, DT

93—Michael House, DL

94—Michael House, DL

98—Chris Baugh, OL

JUNIATA

70—Ray Grabiak, DL

71—Ray Grabiak, DE

Maurice Taylor, IL

KALAMAZOO

92—Sean Mullendore, LB

2001—Brant Haverdink, LB

KANSAS

64—Fred Elder, T

67—Mike Sweatman, LB

68—Dave Morgan, LB

71—Mike McCoy, C

76—Tom Fitch, S

95—Darrin Simmons, P

KANSAS ST.

74—Don Lareau, LB

77—Floyd Dorsey, OG

81—Darren Gale, DB

82—Darren Gale, DB

Mark Hundley, RB

85—Troy Faunce, P

95—Kevin Lockett, WR

96—Kevin Lockett, WR

Jason Johnson, OL

2000—Jon McGraw, DB

01—Jon McGraw, DB

KENT ST.

72—Mark Reiheld, DB

91—Brad Smith, RB

2001—Brian Hallett, OL

KENTUCKY

74—Tom Ranieri, LB

78—Mark Keene, C

Jim Kovach, LB

85—Ken Pietrowiak, C

98—Jeff Zurcher, DB

KENYON

77—Robert Jennings, RB

85—Dan Waldeck, TE

LA VERNE

82—Scott Shier, OT

LAFAYETTE

70—William Sprecher, T

74—Mike Kline, DB

79—Ed Rogusky, RB

80—Ed Rogusky, RB

LAWRENCE

81—Chris Matheus, DL

Scott Reppert, RB

82—Chris Matheus, DL

LEHIGH

90—Shon Harker, DB

LEWIS & CLARK

61—Pat Clack, G

81—Dan Jones, WR

LIBERTY

98—Jarrol Everson, DL

LONG BEACH ST.

83—Joe Donohue, LB

LORAS

84—John Coyle, DL

Pete Kovatitsis, DB

85—John Coyle, DL

91—Mark Goedken, DL

93—Travis Michaels, LB

LA-MONROE

70—Tom Miller, KS

74—Mike Bialas, T

LSU

59—Mickey Mangham, E

60—Charles Strange, C

61—Billy Booth, T

71—Jay Michaelson, KS

73

84—Larry Bonney, DL
89—Larry Anderson, RB
90—Joel Nerem, DL
91—Joel Nerem, DL
95—Karl Borge, DL

LYCOMING

74—Thomas Vanaskie, DB
85—Mike Kern, DL

MACALESTER

82—Lee Schaefer, OG

MANSFIELD

83—John Delate, DB

MARIETTA

83—Matt Wurtzbacher, DL

MARS HILL

92—Brent Taylor, DL

MARSHALL

98—Chad Pennington, QB
99—Chad Pennington, QB

MARYLAND

53—Bernie Faloney, B
75—Kim Hoover, DE
78—Joe Muffler, DL

MARYVILLE (TENN.)

99—Kevin Hedrick, DL

MASSACHUSETTS

99—Mike Wynne, OL

MASS.-LOWELL

85—Don Williams, RB

MIT

89—Anthony Lapes, WR
90—Darcy Prather, LB
91—Rodrigo Rubiano, DL
92—Roderick Trantum, WR
93—Corey Foster, OL
94—Corey Foster, OL
95—Scott Vollrath, P
96—Duane Stevens, DB
Brad Gray, DL
97—Duane Stevens, DB
Mike Butville, LB
Brad Gray, DL
99—Nik Kozy, DL
Angus Huang, DB
2000—Angus Huang, DB
03—Tom Kilpatrick, WR

McDANIEL

73—Chip Chaney, S
98—Tom Lapato, DB

McGILL

87—Bruno Pietrobon, WR

McNEESE ST.

78—Jim Downing, OT
79—Jim Downing, OT
90—David Easterling, DB
2000—Wes Hines, OL
02—Hadley Prince, DB

MEMPHIS

92—Pat Jansen, DL

MIAMI (FLA.)

59—Fran Curci, B
84—Bernie Kosar, QB
2002—Jonathan Vilma, LB
Matt Walters, DL

MIAMI (OHIO)

73—Andy Pederzoli, DB
2000—Brian Potter, DL

MICHIGAN

52—Dick Balzhiser, B
55—Jim Orwig, T
57—Jim Orwig, T
64—Bob Timberlake, QB
66—Dave Fisher, FB
Dick Vidmer, FB
69—Jim Mandich, OE
70—Phil Seymour, DE
71—Bruce Elliott, DB
72—Bill Hart, OG
74—Kirk Lewis, OG
75—Dan Jilek, DE
81—Norm Betts, TE
82—Stefan Humphries, OG
Robert Thompson, LB

83—Stefan Humphries, OG
85—Clay Miller, OT
86—Kenneth Higgins, WR
99—Rob Renes, DL

MICHIGAN ST.

52—John Wilson, DB
53—Don Dohoney, E
55—Buck Nystrom, G
57—Blanche Martin, HB
65—Don Bierowicz, DT
Don Japinga, DB
66—Pat Gallinagh, DT
68—Al Brenner, E/DB
69—Ron Saul, OG
Rich Saul, DE
73—John Shinsky, DT
79—Alan Davis, DB
85—Dean Altobelli, DB
86—Dean Altobelli, DB
86—Shane Bullough, LB
92—Steve Wasyk, DB
93—Steve Wasyk, DB

MICHIGAN TECH

71—Larry Ras, HB
73—Bruce Trusock, C
76—Jim Van Wagner, RB
92—Kurt Coduti, QB

MIDWESTERN ST.

95—Corby Walker, LB

MILLERSVILLE

91—Tom Burns, OL

MILLIKIN

61—Gerald Domesick, B
75—Frank Stone, G
78—Charlie Sammis, K
79—Eric Stevens, WR
83—Marc Knowles, WR
84—Tom Kreller, RB
85—Cary Bottorff, LB
Tom Kreller, RB
90—Tim Eimermann, PK
2003—Andrew Beals, PK

MINNESOTA

56—Bob Hobert, T
60—Frank Brixius, T
68—Bob Stein, DE
70—Barry Mayer, RB
89—Brent Herbel, P
94—Justin Conzemius, DB

MINN ST. MANKATO

74—Dan Miller, C

MINN ST. MOORHEAD

88—Brad Shamla, DL
99—Adam Vossen, DL
Eric Pederson, LB

MISSISSIPPI

54—Harold Easterwood, C
59—Robert Khayat, T
Charlie Flowers, B
61—Doug Elmore, B
65—Stan Hindman, G
68—Steve Hindman, HB
69—Julius Fagan, K
74—Greg Markow, DE
77—Robert Fabris, OE
George Plasketes, DE
80—Ken Toler, WR
86—Danny Hoskins, OG
87—Danny Hoskins, OG
88—Wesley Walls, TE
89—Todd Sandroni, DB

MISSISSIPPI COL.

75—Anthony Saway, S
78—Steve Johnson, OT
79—Steve Johnson, OT
83—Wayne Frazier, C
97—Kyle Fulcher, LB

MISSISSIPPI ST.

53—Jackie Parker, B
56—Ron Bennett, E
72—Frank Dowsing, DB
73—Jimmy Webb, DE
76—Will Coltharp, DE
89—Stacy Russell, DB
2000—Scott Westerfield, PK

MISSOURI

62—Tom Hertz, G
66—Dan Schuppan, DE
Bill Powell, DT
68—Carl Garber, MG
70—John Weisenfels, LB
72—Greg Hill, KS
81—Van Darkow, LB
93—Matt Burgess, OL
98—Jake Stueve, TE
2003—Rob Droeger, OL

MO.-ROLLA

72—Kim Colter, DB
80—Paul Janke, OG
86—Tom Reed, RB
87—Jim Pfeiffer, OT
88—Jim Pfeiffer, OL
91—Don Huff, DB
92—Don Huff, DB
94—Brian Gilmore, LB
95—Brian Gilmore, LB
96—Brian Gilmore, LB

MO. SOUTHERN ST.

85—Mike Testman, DB
93—Chris Tedford, OL
94—Chris Tedford, OL

MONMOUTH

2002—Justin Rosato, DB

MONMOUTH (ILL.)

83—Robb Long, QB

MONTANA

77—Steve Fisher, DE
79—Ed Cerkovnik, DB
88—Michael McGowan, LB
89—Michael McGowan, LB
90—Michael McGowan, LB
93—Dave Dickenson, QB
95—Matt Wells, WR
96—Josh Branen, RB
Blaine McElmurry, DB
98—Justin Olsen, WR
99—Vince Huntsberger, DB
2000—Vince Huntsberger, DB
Matt Thuesen, OL
01—Vince Huntsberger, DB

MONTANA ST.

84—Dirk Nelson, P
88—Anders Larsson, PK
96—Devlan Geddes, DL
2000—Ryan Johnson, RB
01—Ryan Johnson, RB
02—Ryan Johnson, RB
Jon Montoya, DL
03—Jon Montoya, DL

MONTCLAIR ST.

70—Bill Trimmer, DL
82—Daniel Deneher, KS

MORAVIAN

87—Jeff Pollock, WR
96—Mike Paciulli, DB

MOREHEAD ST.

74—Don Russell, KS
90—James Appel, OL
91—James Appel, OL
96—Mike Appel, OL
2003—Craig Unger, LB

MORGAN ST.

96—Willie Thompson, DL

MOUNT UNION

71—Dennis Montgomery, QB
84—Rick Marabito, L
86—Scott Gindlesberger, QB
87—Paul Hrics, C
98—Darin Kershner, WR
2000—Chuck Moore, RB
01—Chuck Moore, RB
02—Matt Campbell, DL

MUHLENBERG

70—Edward Salo, G
71—Edward Salo, IL
72—Edward Salo, C
75—Keith Ordemann, LB
80—Arthur Scavone, OT
89—Joe Zeszotarski, DL
90—Mike Hoffman, DB

MURRAY ST.

76—Eddie McFarland, DB

MUSKINGUM

78—Dan Radalia, DL
79—Dan Radalia, DL

NAVY

53—Steve Eisenhauer, G
57—Tom Forrestal, QB
58—Joe Tranchini, B
69—Dan Pike, RB
80—Ted Dumbauld, LB

NEBRASKA

62—James Huge, E
63—Dennis Cairidge, B
66—Marv Mueller, DB
69—Randy Reeves, DB
71—Larry Jacobson, DT
Jeff Kinney, HB
73—Frosty Anderson, E
75—Rik Bonness, C
Tom Heiser, RB
76—Vince Ferragamo, QB
Ted Harvey, DB
77—Ted Harvey, DB
78—George Andrews, DL
James Pillen, DB
79—Rod Horn, DL
Kelly Saalfeld, C
Randy Schleusener, OG
80—Jeff Finn, TE
Randy Schleusener, OG
81—Eric Lindquist, DB
David Rimington, C
Randy Theiss, OT
82—David Rimington, C
83—Scott Strasburger, DL
Rob Stuckey, DL
84—Scott Strasburger, DL
Rob Stuckey, DL
Mark Traynowicz, C
86—Dale Klein, K
Thomas Weller, OT
87—Jeffrey Jamrog, DL
Mark Blazek, DB
88—Mark Blazek, DB
John Kroeker, P
89—Gerry Gdowski, QB
Jake Young, OL
90—David Edeal, OL
Pat Tyrance, LB
Jim Wanek, OL
91—Pat Engelbert, DL
Mike Stigge, P
92—Mike Stigge, P
93—Rob Zatechka, OL
Terry Connealy, DL
Trev Alberts, LB
94—Matt Shaw, TE
Rob Zatechka, OL
Terry Connealy, DL
95—Aaron Graham, OL
96—Grant Wistrom, LB
97—Joel Mackovicka, RB
Grant Wistrom, DL
98—Joel Makovicka, RB
Chad Kelsay, DL
William Lafleur, P
99—Kyle Vanden Bosch, DL
Mike Brown, DB
2000—Kyle Vanden Bosch, DL
01—Tracey Wistrom, TE

NEB.-KEARNEY

70—John Makovicka, RB
75—Tim Brodahl, E
99—Volker Olbrich, PK

NEB.-OMAHA

82—Kirk Hutton, DB
Clark Toner, LB
83—Kirk Hutton, DB
84—Jerry Kripal, QB

NEB. WESLEYAN

87—Pat Sweeney, DB
88—Pat Sweeney, DB
Mike Surls, LB
89—Scott Shaffer, RB
Scott Shipman, DB
95—Justin Rice, DL
96—Justin Rice, DL

97—Chad Wemhoff, WR
98—Ryan Shanesy, DL
2001—Grant Leach, OL
Justin Buresh, LB

NEVADA

82—David Heppe, P
2002—Erick Streehman, TE

NEW HAMPSHIRE

52—John Driscoll, T
84—Dave Morton, OL

TCNJ

2000—Curt Monday, DB

NEW MEXICO

75—Bob Johnson, S
77—Robert Rumbaugh, DT
78—Robert Rumbaugh, DL
93—Justin Hall, OL
98—Chad Smith, DB

NEW MEXICO ST.

66—Jim Bohl, B
74—Ralph Jackson, OG
75—Ralph Jackson, OG
85—Andy Weiler, KS
92—Todd Cutler, TE
Shane Hackney, OL
Tim Mauck, LB
93—Tim Mauck, LB
96—David Patterson, WR
97—David Patterson, WR
98—David Patterson, WR

NICHOLS

89—David Kane, DB

NORTH CAROLINA

64—Ken Willard, QB
85—Kevin Anthony, QB

NORTH CAROLINA ST.

60—Roman Gabriel, QB
63—Joe Scarpati, B
67—Steve Warren, OT
71—Craig John, OG
73—Justus Everett, C
Stan Fritts, RB
74—Justus Everett, C
80—Calvin Warren, P

NORTH DAKOTA

87—Kurt Otto, QB
88—Chuck Clairmont, OL
Matt Gulseth, DB
92—Tim Gelsinske, WR
Mark Ewen, LB
96—Tim Tibesar, LB
2002—Mac Schneider, OL

NORTH DAKOTA ST.

71—Tomm Smail, DT
93—T.R. McDonald, WR

NORTH PARK

83—Mike Liljegren, DB
85—Scott Love, WR
86—Todd Love, WR
87—Todd Love, WR

NORTH TEXAS

75—Pete Morris, LB
76—Pete Morris, LB

NORTHEASTERN

85—Shawn O'Malley, LB

NORTHERN ARIZ.

89—Chris Baniszewski, WR
2003—Mark Gould, P

NORTHERN COLO.

71—Charles Putnik, OG
81—Duane Hirsch, DL
Ray Sperger, DB
82—Jim Bright, RB
89—Mike Yankovich, DL
Tom Langer, LB
90—Tom Langer, LB
98—Corte McGuffey, QB
99—Corte McGuffey, QB

NORTHERN IOWA

99—Brad Meester, OL

NORTHERN ILL.

2000—Thomas Hammock, RB
01—Thomas Hammock, RB

NORTHERN MICH.

83—Bob Stefanski, WR
2002—Ben Laarman, LB

NORTHWEST MO. ST.

81—Robert "Chip" Gregory, LB

NORTHWESTERN

56—Al Viola, G
58—Andy Cvercko, T
61—Larry Onesti, C
62—Paul Flaitley, B
63—George Burman, E
70—Joe Zigulich, OG
76—Randolph Dean, E
80—Jim Ford, OT
86—Michael Baum, OT
Bob Dirkes, DL
Todd Krehbiel, DB
87—Mike Baum, OL
88—Mike Baum, OL
90—Ira Adler, PK
95—Sam Valenzisi, PK
2002—Jason Wright, RB
03—Jason Wright, RB

N'WESTERN (IOWA)

83—Mark Muilenberg, RB
92—Joel Bundt, OL

NORTHWESTERN (MINN.)

2002—Jon Peterson, DB

N'WESTERN (OKLA.)

61—Stewart Arthurs, B

NORTHWESTERN ST.

92—Guy Hedrick, RB
94—John Dippel, OL

NORWICH

70—Gary Fry, RB

NOTRE DAME

52—Joe Heap, B
53—Joe Heap, B
54—Joe Heap, B
55—Don Schaefer, B
58—Bob Wetoska, E
63—Bob Lehmann, G
66—Tom Regner, OG
Jim Lynch, LB
67—Jim Smithberger, DB
68—George Kunz, OT
69—Jim Reilly, OT
70—Tom Gatewood, E
Larry DiNardo, OG
Joe Theismann, QB
71—Greg Marx, DT
Tom Gatewood, E
72—Michael Creaney, E
Greg Marx, DT
73—David Casper, E
Gary Potempa, LB
Bob Thomas, K
74—Reggie Barnett, DB
Pete Demmerle, E
77—Ken MacAfee, E
Joe Restic, S
Dave Vinson, OG
78—Joe Restic, DB
80—Bob Burger, OG
Tom Gibbons, DB
81—John Krimm, DB
85—Greg Dingens, DL
87—Ted Gradel, PK
Vince Phelan, P
92—Tim Ruddy, OL
93—Tim Ruddy, OL

OCCIDENTAL

88—Curtis Page, DL

OHIO

71—John Rousch, HB

OHIO NORTHERN

76—Jeff McFarlin, S
79—Robert Coll, WR
86—David Myers, DL
90—Chad Hummell, OL
97—Andy Roecker, OL

OHIO ST.

52—John Borton, B
54—Dick Hilinski, T
58—Bob White, B
61—Tom Perdue, E

65—Bill Ridder, MG

66—Dave Foley, OT

68—Dave Foley, OT

Mark Stier, LB

69—Bill Urbanik, DT

71—Rick Simon, OG

73—Randy Gradishar, LB

74—Brian Baschnagel, RB

75—Brian Baschnagel, RB

76—Pete Johnson, RB

Bill Lukens, OG

77—Jeff Logan, RB

80—Marcus Marek, LB

82—John Frank, TE

Joseph Smith, OT

83—John Frank, TE

84—David Crecelius, DL

Michael Lanese, WR

85—Michael Lanese, WR

89—Joseph Staysniak, OL

92—Leonard Hartman, OL

Gregory Smith, DL

95—Greg Bellisari, LB

96—Greg Bellisari, LB

99—Ahmed Plummer, DB

2003—Craig Krenzler, QB

OHIO WESLEYAN

70—Tony Heald, LB

Tom Liller, E

81—Ric Kinnan, WR

85—Kevin Connell, OG

94—Craig Anderson, LB

95—Craig Anderson, LB

96—Craig Anderson, LB

OKLAHOMA

52—Tom Catlin, C

54—Carl Allison, E

56—Jerry Tubbs, C

57—Doyle Jennings, T

58—Ross Coyle, E

62—Wayne Lee, C

63—Newt Burton, G

64—Newt Burton, G

66—Ron Shotts, HB

67—Ron Shotts, HB

68—Eddie Hinton, DB

70—Joe Wylie, RB

71—Jack Mildren, QB

72—Joe Wylie, RB

74—Randy Hughes, S

75—Dewey Selmon, LB

Lee Roy Selmon, DT

80—Jay Jimerson, DB

86—Brian Bosworth, LB

OKLA. PANHANDLE

76—Larry Johnson, G

OKLAHOMA ST.

54—Dale Meinert, G

72—Tom Wolf, OT

73—Doug Tarrant, LB

74—Tom Wolf, OT

77—Joe Avanzini, DE

2002—Kyle Eaton, OL

OREGON

62—Steve Barnett, T

65—Tim Casey, LB

86—Mike Preacher, P

90—Bill Musgrave, QB

2000—Ryan Schmid, OL

01—Joey Harrington, QB

Ryan Schmid, OL

OREGON ST.

62—Terry Baker, B

67—Bill Enyart, FB

68—Bill Enyart, FB

93—Chad Paulson, RB

OUACHITA BAPTIST

78—David Cowling, OG

PACIFIC

78—Bruce Filarsky, OG

79—Bruce Filarsky, DL

PACIFIC LUTHERAN

82—Curt Rodin, TE

PENNSYLVANIA

86—Rich Comizio, RB

99—Michael Germino, DL

PENN ST.

65—Joe Bellas, T

John Runnells, LB

66—John Runnells, LB

67—Rich Buzin, OT

69—Charlie Pittman, HB

Dennis Onkotz, LB

71—Dave Joyner, OT

72—Bruce Bannon, DE

73—Mark Markovich, OG

76—Chuck Benjamin, OT

78—Keith Dorney, OT

82—Todd Blackledge, QB

Harry Hamilton, DB

Scott Radicec, LB

83—Harry Hamilton, LB

84—Lance Hamilton, DB

Carmen Masciantonio, LB

85—Lance Hamilton, DB

86—John Shaffer, QB

94—Jeff Hartings, OL

Tony Pittman, DB

95—Jeff Hartings, OL

99—Travis Forney, PK

2002—Joe Iorio, OL

PITTSBURG ST.

72—Jay Sperry, RB

89—Brett Potts, DL

91—Mike Brockel, OL

92—Mike Brockel, OL

96—Brian Moorman, P

97—Brian Moorman, P

98—Ben Petersen, DL

2000—Chris Gab, LB

01—Caleb White, DL

PITTSBURGH

52—Dick Deitrick, DT

54—Lou Palatella, T

56—Joe Walton, E

58—John Guzik, G

76—Jeff Delaney, LB

80—Greg Meisner, DL

81—Rob Fada, OG

82—Rob Fada, OG

J.C. Pelusi, DL

88—Mark Stepnoski, OL

2002—Vince Crochunis, DL

03—Vince Crochunis, DL

Dan Stephens, DL

PORTLAND ST.

72—Bill Dials, T

77—John Urness, WR

78—John Urness, WR

2000—Chris Cain, DL

PRINCETON

68—Dick Sandler, DT

76—Kevin Fox, OG

82—Kevin Guthrie, WR

83—Kevin Guthrie, WR

98—Alex Sierk, PK

PUGET SOUND

82—Buster Crook, DB

PURDUE

56—Len Dawson, QB

60—Jerry Beabout, T

65—Sal Ciampi, G

67—Jim Beirne, E

Lance Olssen, DT

68—Tim Foley, DB

69—Tim Foley, DB

Mike Phipps, QB

Bill Yanchar, DT

73—Bob Hofstiezer, DE

79—Ken Loushin, DL

80—Tim Seneff, DB

81—Tim Seneff, DB

89—Bruce Brineman, OL

2000—Drew Brees, QB

02—John Standeford, WR

03—John Standeford, WR

RENSSELAER

95—Alic Scott, OL

96—Dan McGovern, RB

97—Chris Cochran, DL

98—Jason Kepler, OL

99—Jason Kepler, OL

2002—Flynn Cochran, WR

03—Flynn Cochran, WR

RHODE ISLAND

76—Richard Moser, RB
77—Richard Moser, RB

RHODES

90—Robert Heck, DL

RICE

52—Richard Chapman, DG
53—Richard Chapman, DG
54—Dicky Maegle, B
69—Steve Bradshaw, DG
79—LaMont Jefferson, LB
83—Brian Patterson, DB
95—Jay Lamy, DB

ROCHESTER

82—Bob Cordaro, LB
92—Jeremy Hurd, RB
93—Jeremy Hurd, RB
2000—Brian Kowalski, LB

ROSE-HULMAN

78—Rick Matovich, DL
79—Scott Lindner, DL
80—Scott Lindner, DL
Jim Novacek, P
83—Jack Grote, LB
84—Jack Grote, LB
88—Greg Kremer, LB
Shawn Ferron, PK
89—Shawn Ferron, PK
90—Ed Huonden, WR
92—Greg Hubbard, OL
93—Greg Hubbard, OL
2002—Jesse McQuiston, DB
Tim Swan, LB

RUTGERS

2003—Nathan Jones, DB

SAGINAW VALLEY

93—Troy Hendrickson, PK
2003—Neil Baumgartner, LB

ST. CLOUD ST.

88—Rick Rodgers, DB
89—Rick Rodgers, DB
2003—Keith Heckendorf, QB

ST. FRANCIS (PA.)

93—Todd Eckenrood, WR
98—Matt Farabaugh, LB

ST. JOHN FISHER

2003—Brad Keem, DL

ST. JOHN'S (MINN.)

72—Jim Kruzich, E
79—Terry Geraghty, DB
94—Chris Palmer, WR
Matthew Malmberg, RB
95—Chris Palmer, WR
97—Matt Emmerich, DB

ST. JOHN'S (N.Y.)

93—Anthony Russo, RB

ST. JOSEPH'S (IND.)

77—Mike Bettinger, DB
78—Mike Bettinger, DB
79—Mike Bettinger, DB
85—Ralph Laura, OT
88—Keith Woodason, OL
89—Jeff Fairchild, P

ST. NORBERT

86—Matthew Lang, LB
Karl Zacharias, P
87—Karl Zacharias, PK
Matthew Lang, LB
88—Mike Whitehouse, WR
89—Mike Whitehouse, WR
99—Mike Krueger, WR

ST. OLAF

61—Dave Hindermann, T

ST. THOMAS (MINN.)

73—Mark Dienhart, T
74—Mark Dienhart, T
77—Tom Kelly, OG
80—Doug Groebner, C
94—Curt Behrens, DB
2000—Jake Barkley, RB
01—Jake Barkley, RB
Andrew Hilliard, WR
02—Jake Barkley, RB
Andrew Hilliard, WR

SALVE REGINA

98—Mark DeBiasio, RB
99—Mark DeBiasio, RB

SAM HOUSTON ST.

72—Walter Anderson, KS
73—Walter Anderson, KS
93—Kevin Riley, DB

SAN DIEGO

87—Bryan Day, DB
88—Bryan Day, DB
94—Doug Popovich, DB
95—Doug Popovich, DB
96—Jeb Dougherty, DB

SAN DIEGO ST.

98—Scott Auerbach, DB

SAN JOSE ST.

75—Tim Toews, OG

SANTA CLARA

71—Ron Sani, IL
73—Alex Damascus, RB
74—Steve Lagorio, LB
75—Mark Tiernan, LB
76—Lou Marengo, KS
Mark Tiernan, LB
80—Dave Alfaro, QB

SEWANEE

2002—Ben Tuck, PK

SHIPPENSBURG

76—Tony Winter, LB
82—Dave Butler, DL
94—Joel Yohn, PK
95—Joel Yohn, PK
2003—John Kuhn, RB

SIMPSON

98—Guy Leman, RB

SOUTH CAROLINA

87—Mark Fryer, OL
88—Mark Fryer, OL
91—Joe Reeves, LB

SOUTH DAKOTA

78—Scott Pollock, QB
82—Jerus Campbell, DL
83—Jeff Sime, T
87—Dan Sonnek, RB
2002—Jarrod Edelen, P

SOUTH DAKOTA ST.

74—Bob Gissler, E
75—Bill Matthews, T
77—Bill Matthews, DE
79—Tony Harris, PK
Paul Kippley, DB

SOUTHERN CALIFORNIA

52—Dick Nunis, DB
59—Mike McKeever, G
60—Mike McKeever, G
Marlin McKeever, E
65—Charles Arrobbio, T
67—Steve Sogge, QB
68—Steve Sogge, QB
69—Harry Khasigian, OG
73—Pat Haden, QB
74—Pat Haden, QB
78—Rich Dimler, DL
79—Brad Budde, OG
Paul McDonald, QB
Keith Van Horne, T
84—Duane Bickett, LB
85—Matt Koart, DL
86—Jeffrey Bregel, OG
88—John Jackson, WR
89—John Jackson, WR
95—Jeremy Hogue, OL
Matt Keneley, DL
96—Matt Keneley, DL

SOUTHERN CONN. ST.

84—Gerald Carbonaro, OL

SOUTHERN ILL.

70—Sam Finocchio, G
88—Charles Harmke, RB
91—Dwayne Summers, DL
Jon Manley, LB

SOUTHERN METHODIST

52—Dave Powell, E
53—Darrell Lafitte, G

54—Raymond Berry, E
55—David Hawk, G
57—Tom Koenig, G
58—Tom Koenig, G
62—Raymond Schoenke, T
66—John LaGrone, MG
Lynn Thornhill, OG
68—Jerry LeVias, OE
72—Cleve Whitener, LB
83—Brian O'Meara, T

SOUTHERN MISS.

92—James Singleton, DL
97—Jeremy Lindley, OL

SOUTHERN ORE.

97—Ian Reid, OL
2003—Garret Gelker, DL

SOUTHERN UTAH

88—Jim Andrus, RB
90—Steve McDowell, P

SOUTHWEST MO. ST.

73—Kent Stringer, QB
75—Kent Stringer, QB
78—Steve Newbold, WR

SOUTHWEST MINN. ST.

88—Bruce Saugstad, DB

SPRINGFIELD

71—Bruce Rupert, LB
84—Sean Flanders, DL
85—Sean Flanders, DL
2002—Ben Bristol, OL

STANFORD

70—John Sande, C
Terry Ewing, DB
75—Don Stevenson, RB
76—Don Stevenson, RB
77—Guy Benjamin, QB
78—Vince Mulroy, WR
Jim Stephens, OG
79—Pat Bowe, TE
Milt McColl, LB
Joe St. Geme, DB
81—John Bergren, DL
Darrin Nelson, RB
82—John Bergren, DL
83—John Bergren, DL
85—Matt Soderlund, LB
87—Brad Muster, RB
90—Ed McCaffrey, WR
91—Tommy Vardell, RB
94—Justin Armour, WR
99—Troy Walters, WR

SUL ROSS ST.

73—Archie Nexon, RB

SUSQUEHANNA

75—Gerry Huesken, T
76—Gerry Huesken, T
80—Dan Distasio, LB
99—Dave Wonderlick, OL
2000—Dave Wonderlick, OL
02—Mike Bowman, QB

SYRACUSE

60—Fred Mautino, E
71—Howard Goodman, LB
83—Tony Romano, LB
84—Tim Green, DL
85—Tim Green, DL
99—Mark Baniewicz, OL
2003—Rich Scanlon, LB

TARLETON ST.

81—Ricky Bush, RB
90—Mike Loveless, OL

TENNESSEE

56—Charles Rader, T
57—Bill Johnson, G
65—Mack Gentry, DT
67—Bob Johnson, C
70—Tim Priest, DB
80—Timothy Irwin, OT
82—Mike Terry, DL
97—Peyton Manning, QB

TENN.-MARTIN

74—Randy West, E

TENNESSEE TECH

87—Andy Rittenhouse, DL
99—Wes Gallagher, OL

TEXAS

59—Maurice Doke, G
61—Johnny Treadwell, G
62—Johnny Treadwell, G
Pat Culpepper, B
63—Duke Carlisle, B
66—Gene Bledsoe, OT
67—Mike Perrin, DE
Corby Robertson, LB
68—Corby Robertson, LB
Scott Henderson, LB
69—Scott Henderson, LB
Bill Zapalac, DE
70—Scott Henderson, LB
Bill Zapalac, LB
72—Mike Bayer, DB
Tommy Keel, S
Steve Oxley, T
73—Tommy Keel, S
83—Doug Dawson, G
88—Lee Brockman, DL
95—Pat Fitzgerald, TE
96—Pat Fitzgerald, TE
97—Dusty Renfro, LB

UTEP

88—Pat Hegarty, QB

TEXAS A&M

56—Jack Pardee, B
71—Steve Luebbehusen, LB
76—Kevin Monk, LB
77—Kevin Monk, LB
85—Kip Corrington, DB
86—Kip Corrington, DB
87—Kip Corrington, DB
2001—Seth McKinney, OL

TEX. A&M-COMMERCE

77—Mike Hall, OT

TEX. A&M-KINGSVILLE

72—Floyd Goodwin, T
73—Johnny Jackson, E
76—Wade Whitmer, DL
77—Joe Henke, LB
Wade Whitmer, DL
78—Wade Whitmer, DL

TCU

52—Marshall Harris, T
55—Hugh Pitts, C
Jim Swink, B
56—Jim Swink, B
57—John Nikkel, E
68—Jim Ray, G
72—Scott Walker, C
74—Terry Drennan, DB
80—John McClean, DL
2002—Nick Browne, PK
03—Nick Browne, PK

TEXAS ST.

72—Jimmy Jowers, LB
73—Jimmy Jowers, LB
78—Mike Ferris, OG
79—Mike Ferris, G
Allen Kiesel, DL
81—Mike Miller, QB

TEXAS TECH

72—Jeff Jobe, E
79—Maury Buford, P
83—Chuck Alexander, DB
93—Robert King, P
99—Keith Cockrum, LB
2002—Kliff Kingsbury, QB

THOMAS MORE

97—Mike Bramlage Jr., DB

TOLEDO

83—Michael Matz, DL
95—Craig Dues, LB
2001—Todd France, PK

TOWSON

2000—Adam Overbey, WR

TRINITY (CONN.)

96—Joseph DeAngelis, OL

TRINITY (TEX.)

92—Jeff Bryan, OL
97—Mark Byarlay, RB

TRUMAN

73—Tom Roberts, T

78—Keith Driscoll, LB
79—Keith Driscoll, LB
92—K.C. Conaway, P
2001—Austin Lepper, PK
Lance Dorsey, DB
03—Tameem Yehyaw, LB

TUFTS

70—Bruce Zinsmeister, DL
81—Brian Gallagher, OG
83—Richard Guunta, G
98—Eric Brum, DL

TULANE

71—David Hebert, DB

TULSA

64—Howard Twilley, E
65—Howard Twilley, E
74—Mack Lancaster, T
95—David Millwee, OL
96—Levi Gillen, DB
97—Levi Gillen, DB
2001—Drew McLaughlin, DL

UCLA

52—Ed Flynn, G
Donn Moomaw, LB
53—Ira Pauly, C
54—Sam Boghosian, G
66—Ray Armstrong, E
75—John Sciarra, QB
77—John Fowler, LB
81—Cormac Carney, WR
Tim Wrightman, TE
82—Cormac Carney, WR
85—Mike Hartmeier, OG
92—Carlton Gray, DB
95—George Kase, DL
98—Shawn Stuart, OL

UNION (N.Y.)

71—Tom Anacher, LB
73—Dave Ricks, DB
87—Richard Romer, DL
93—Greg Oswitt, OL
96—Roger Egbert, PK

URSINUS

86—Chuck Odgers, DB
87—Chuck Odgers, LB

UTAH

64—Mel Carpenter, T
71—Scott Robbins, DB
73—Steve Odum, RB
76—Dick Graham, E
2003—Morgan Scalley, DB

UTAH ST.

61—Merlin Olsen, T
69—Gary Anderson, LB
74—Randy Stockham, DE
75—Randy Stockham, DE

VALDOSTA ST.

93—Chris Hatcher, QB
94—Chris Hatcher, QB

VANDERBILT

58—Don Donnell, C
68—Jim Burns, DB
74—Doug Martin, E
75—Damon Regen, LB
77—Greg Martin, K
83—Phil Roach, WR
2002—Hunter Hillenmeyer, LB

VILLANOVA

86—Ron Sency, RB
88—Peter Lombardi, RB
92—Tim Matas, DL

VIRGINIA

72—Tom Kennedy, OG
75—Bob Meade, DT
92—Tom Burns, LB
93—Tom Burns, LB
95—Tiki Barber, RB
96—Tiki Barber, RB
97—Stephen Phelan, DB

VMI

78—Craig Jones, PK

79—Craig Jones, PK
84—David Twillie, OL
86—Dan Young, DL
88—Anthony McIntosh, DB

VIRGINIA TECH

67—Frank Loria, DB
72—Tommy Carpenito, LB
2001—Andre Davis, WR

WABASH

70—Roscoe Fouts, DB
71—Kendrick Shelburne, DT
82—Dave Broecker, QB

WARTBURG

75—James Charles Peterson, DB
76—Randy Groth, DB
77—Neil Mandsager, LB
90—Jerrod Staack, OL
93—Koby Kreinbring, LB
94—Vince Penningroth, DL
95—Vince Penningroth, DL
99—Paul Seberger, TE
2000—Mike Trettin, OL
01—Seth Roberson, OL
03—Mark Giesmann, P

WASHINGTON

55—Jim Houston, E
63—Mike Briggs, T
64—Rick Redman, G
65—Steve Bramwell, DB
79—Bruce Harrell, LB
81—Mark Jerue, LB
Chuck Nelson, PK
82—Chuck Nelson, PK
86—David Rill, LB
87—David Rill, LB
91—Ed Cunningham, OL

WASHINGTON-ST. LOUIS

97—Brad Klein, LB

WASH. & JEFF.

92—Raymond Cross, DL
93—Michael Jones, OL
94—Michael Jones, OL

WASH. & LEE

75—John Cocklereece, DB
78—George Ballantyne, LB
92—Evans Edwards, OL
2001—Jay Thomas, TE
02—John Melillo, OL

WASHINGTON ST.

89—Jason Hanson, PK
90—Lee Tilleman, DL
Jason Hanson, PK
91—Jason Hanson, PK

WAYNE ST. (MICH.)

71—Gary Schultz, DB
72—Walt Stasinski, DB

WAYNE ST. (NEB.)

99—Jeff Shabram, OL

WAYNESBURG

77—John Culp, RB
78—John Culp, RB
89—Andrew Barrish, OL
90—Andrew Barrish, OL
91—Karl Petrof, OL
2000—Jason Berkheimer, WR

WEBER ST.

97—Cameron Quayle, TE

WEST CHESTER

83—Eric Wentling, K
86—Gerald Desmond, K

WEST VIRGINIA

52—Paul Bischoff, E
54—Fred Wyant, B
55—Sam Huff, T
70—Kim West, K
80—Oliver Luck, QB
81—Oliver Luck, QB
83—Jeff Hostetler, QB
92—Mike Compton, OL

94—Matt Taffoni, LB
98—Eric de Groh, OL

WESTERN CARO.

75—Mike Wade, E
76—Mike Wade, LB
84—Eddie Maddox, RB
2003—Jason Whaley, OL

WESTERN ILL.

61—Jerry Blew, G
85—Jeff McKinney, RB
91—David Fierke, OL

WESTERN KY.

71—James Barber, LB
81—Tim Ford, DL
84—Mark Fatkin, OL
85—Mark Fatkin, OG
95—Brian Bixler, OL
2002—Brian Lowder, DB

WESTERN MICH.

70—Jon Bull, OT
94—Rich Kaiser, DL
95—Rich Kaiser, DL

WESTERN ORE.

61—Francis Tresler, C

WESTERN ST.

78—Bill Campbell, DB
88—Damon Lockhart, RB

WESTERN WASH.

2000—Erik Totten, DB

WESTMINSTER (PA.)

73—Bob Clark, G
77—Scott McLuckey, LB
93—Brian Wilson, OL
98—Brian Mihok, DL
2003—Jim Chaney, OL

WHEATON (ILL.)

73—Bill Hyer, E
75—Eugene Campbell, RB
76—Eugene Campbell, RB
88—Paul Sternberg, DL
92—Bart Moseman, DB
94—Pedro Arruzza, RB
95—Jeff Brown, QB
Pedro Arruzza, RB
2003—James Hoxworth, OL

WHITTIER

86—Brent Kane, DL

WIDENER

98—Brendon Richards, LB
2001—T.J. Hess, DB

WILKES

70—Al Kenney, C
2000—Frank McCabe, TE
02—Mike Liberski, OL
03—Mike Liberski, OL

WILLAMETTE

61—Stuart Hall

WILLIAM & MARY

74—John Gerdelman, RB
75—Ken Smith, DB
77—Ken Smith, DB
78—Robert Muscalus, TE
84—Mark Kelso, DB
88—Chris Gessner, DB
90—Jeff Nielsen, LB
93—Craig Staub, DL

WM. PATERSON

92—John Trust, RB

WILMINGTON (OHIO)

99—Kevin Otte, DB

WINONA ST.

93—Nathan Gruber, DB
94—Nathan Gruber, DB
97—Travis Walch, RB
2001—Adam Lilla, WR

WISCONSIN

52—Bob Kennedy, DG
53—Alan Ameche, B
54—Alan Ameche, B

58—Jon Hobbs, B
59—Dale Hackbart, B
62—Pat Richter, E
63—Ken Bowman, C
72—Rufus Ferguson, RB
82—Kyle Borland, LB
87—Don Davey, DL
88—Don Davey, DL
89—Don Davey, DL
90—Don Davey, DL

WIS.-EAU CLAIRE

74—Mark Anderson, RB
80—Mike Zeihen, DB
2001—Mike Bestul, OL
02—Mike Bestul, OL

WIS.-LA CROSSE

95—Troy Harcey, WR
96—Troy Harcey, WR

WIS.-OSHKOSH

96—Rob Stoltz, WR
97—Ryan Hinske, WR
99—Craig Pierstoff, LB
2002—Justin Schneider, DL

WIS.-PLATTEVILLE

85—Mark Hintz, DB
Mark Rae, P
86—Mike Hintz, QB
87—Mark Rae, P

WIS.-RIVER FALLS

91—Mike Olson, LB
95—Brian Izdepski, OT

WIS.-STEVENS POINT

97—Joel Hornby, DL
2003—Craig Johnson, DL

WIS.-WHITEWATER

95—Scott Hawig, OL
2000—Peter Katz, DL
01—Peter Katz, DL

WITTENBERG

80—Bill Beach, DB
81—Bill Beach, DB
82—Tom Jones, OT
88—Paul Kungl, WR
90—Victor Terebuh, DB

WOFFORD

2000—Brian Bodor, DL

WOOSTER

73—Dave Foy, LB
77—Blake Moore, C
78—Blake Moore, C
79—Blake Moore, C
80—Dale Fortner, DB
John Weisensell, OG
99—Matt Mahaffey, P

WYOMING

65—Bob Dinges, DE
67—George Mills, OG
73—Mike Lopiccolo, OT
84—Bob Gustafson, OT
87—Patrick Arndt, OG
94—Ryan Christopherson, RB
95—Joe Cummings, DL
96—Jay Korth, OL
Cory Wedel, PK
97—Jay Korth, OL
Cory Wedel, PK
Brian Lee, DB
98—Brian Brown, LB

YALE

68—Fred Morris, C
70—Tom Neville, DT
78—William Crowley, LB
81—Rich Diana, RB
Frederick Leone, DL
89—Glover Lawrence, DL
91—Scott Wagner, DB
99—Eric Johnson, WR

YOUNGSTOWN ST.

93—John Quintana, TE
98—Anthony Pannunzio, DB
2003—Scott Thiessen, DB



Bowl/All-Star Game Records

2004-05 Bowl Schedule	280
2003-04 Bowl Results.....	281
All-Time Bowl-Game Results	282
Team-by-Team Bowl Results.....	289
Major Bowl-Game Attendance	303
Individual Records.....	309
Team Records	310
Individual Record Lists	312
Team Record Lists	321
Longest Plays	334
Bowl Coaching Records	335
Conference Bowl Records	351
Award Winners in Bowl Games	352
Bowls and Polls	359
Bowl-Game Facts	364
Special Regular- and Postseason Games	365



2004-05 Bowl Schedule

MASTERCARD ALAMO BOWL

San Antonio, Texas, December 29, 2004, 8 p.m.
 Derrick Fox, President/CEO
 San Antonio Bowl Association, Inc.
 100 Montana Street, Suite 3D01
 San Antonio, Texas 78203-1031
 derrickf@alamobowl.com
www.alamobowl.com
 Phone: 210/226-2695 FAX: 210/704-6399
 Televising Network: ESPN
 Facility: Alamodome
 Capacity: 65,000
 Title Sponsor: MasterCard
 Teams: Big 12 - 4th vs. Big Ten - 4th

CAPITAL ONE BOWL

Orlando, Florida, January 1, 2005, 1 p.m.
 Thomas P. Mickle, Executive Director
 Florida Citrus Sports Association, Inc.
 One Citrus Bowl Place
 Orlando, Florida 32805-2451
 tmickle@fcsports.com
www.fcsports.com
 Phone: 407/423-2476 FAX: 407/425-8451
 Televising Network: ABC
 Facility: Florida Citrus Bowl
 Capacity: 65,525
 Title Sponsor: Capital One
 Teams: Southeastern - 2nd vs. Big Ten - 2nd

CONTINENTAL TIRE BOWL

Charlotte, North Carolina, December 30, 2004, 1 p.m.
 Ken Haines, Executive Director
 2815 Coliseum Centre Drive, Suite 200
 Charlotte, North Carolina 28217
www.continentaltirebowl.com
 Phone: 704/378-4400 FAX: 704/378-4421
 Television Network: ESPN
 Facility: Bank of America Stadium
 Capacity: 72,350
 Title Sponsor: Continental Tire North America
 Teams: Atlantic Coast - 5th vs. Big East 3rd/4th

SBC COTTON BOWL CLASSIC

Dallas, Texas, January 1, 2005, 11 a.m.
 Rick Baker, President
 Cotton Bowl Athletic Association
 Physical Address:
 1300 W. Mockingbird Lane, Suite 500
 Dallas, Texas 75247
 Mailing Address:
 P.O. Box 569420
 Dallas, Texas 75356
 rick@sbcottonbowl.com
www.sbcottonbowl.com
 Phone: 214/634-7525 FAX: 214/634-7764
 Televising Network: Fox
 Facility: Cotton Bowl Stadium
 Capacity: 68,252
 Title Sponsor: SBC Communications
 Teams: Big 12 - 1st after BCS vs. SEC - 1st after BCS and Capital One Bowl

EMERALD BOWL

San Francisco, California, December 30, 2004, 4:30 p.m.
 Gary Cavalli, Executive Director
 Pacific Bell Park, 24 Willie Mays Plaza
 San Francisco, California 94107
 gcavalli@sfbowl.com
www.sfbowl.com
 Phone: 415/972-1812
 Television Network: ESPN2
 Facility: Pacific Bell Park
 Capacity: 36,944
 Title Sponsor: Diamond of California
 Teams: Mountain West - 3rd vs. Pacific-10 - 6th

TOSTITOS FIESTA BOWL

Tempe, Arizona, January 1, 2005, 8:30 p.m.
 John Junker, President
 Arizona Sports Foundation
 120 South Ash Avenue
 Tempe, Arizona 85281
 jjunker@fiestabowl.org
www.tostitosfiestabowl.com
 Phone: 480/350-0900 FAX: 480/350-0916
 Televising Network: ABC
 Facility: Sun Devil Stadium

Capacity: 73,471

Title Sponsor: Frito-Lay/Tostitos
 Teams: Bowl Championship Series

PLAINSCAPITAL FORT WORTH BOWL

Fort Worth, Texas, December 23, 2004, 6:30 p.m.
 Tom Starr, Executive Director
 505 Main Street, Suite 270
 Fort Worth, Texas 76102
 thomas.r.starr@espn.com
 Phone: 817/810-0012 FAX: 817/810-0252
 Televising Network: ESPN
 Facility: Amon G. Carter Stadium
 Capacity: 46,000
 Title Sponsor: PlainsCapital Corporation
 Teams: Conference USA - 4th vs. Big 12 - 8th

GMAC BOWL

Mobile, Alabama, December 22, 2004, 8 p.m.
 Jerry Silverstein, Executive Director
 GMAC Bowl
 1000 Hillcrest Road, Suite 115
 Mobile, Alabama 36695
 jerrys@gmacbowl.com
www.gmacbowl.com
 Phone: 251/635-0011 FAX: 251/635-0014
 Televising Network: ESPN
 Facility: Ladd Peebles Stadium
 Title Sponsor: GMAC Financial Services
 Capacity: 40,646
 Teams: Conference USA - 2nd vs. Mid-American - Eastern Division Champion or Western Athletic

TOYOTA GATOR BOWL

Jacksonville, Florida, January 1, 2005, 12:30 p.m.
 Richard Catlett, President
 Toyota Motor Sales/Southeast Toyota
 One Gator Bowl Boulevard
 Jacksonville, Florida 32202
 rcatman@gatorbowl.com
www.gatorbowl.com
 Phone: 904/798-1700 FAX: 904/632-2080
 Televising Network: NBC
 Facility: Alltel Stadium
 Capacity: 77,228
 Title Sponsor: Toyota Motor Sales of America
 Teams: Atlantic Coast - 1st pick after BCS vs. Big East - 1st pick after BCS

SHERATON HAWAII BOWL

Honolulu, Hawaii, December 24, 2004, 7 p.m.
 Jim Donovan, Executive Director
 1357 Kapi'olani Blvd, Suite 1450
 Honolulu, Hawaii 96814-4538
 jidonovaniii@hotmail.com
www.sheratonhawaiibowl.com
 Phone: 808/983-1132 FAX: 808/955-0200
 Television Network: ESPN
 Facility: Aloha Stadium
 Capacity: 50,000
 Title Sponsor: Sheraton Hotels and Resorts
 Teams: Conference USA - 3rd vs. Western Athletic

PACIFIC LIFE HOLIDAY BOWL

San Diego, California, December 30, 2004, 8 p.m.
 Bruce Binkowski, Executive Director
 San Diego Bowl Game Association
 P.O. Box 601400
 San Diego, California 92160
 bink@holidaybowl.com
 holidaybowl@holidaybowl.com
www.holidaybowl.com
 Phone: 619/283-5808 FAX: 619/281-7947
 Televising Network: ESPN
 Facility: Qualcomm Stadium
 Capacity: 70,000
 Title Sponsor: Pacific Life
 Teams: Pacific-10 - 2nd vs. Big 12 - 3rd

EV1.NET HOUSTON BOWL

Houston, Texas, December 30, 2004, 3:30 p.m.
 Shea Guinn, Executive Director
 Reliant Park
 8400 Kirby Drive
 Houston, Texas 77054
 david.houstonbowl@att.net
www.houstonbowl.net
 Phone: 713/799-9561 FAX: 713/799-9599

Televising Network: ESPN

Facility: Reliant Stadium
 Capacity: 69,500
 Title Sponsor: EV1
 Teams: Big 12 - 5th/6th vs. Southeastern - Western Division

INDEPENDENCE BOWL

Shreveport, Louisiana, December 28, 2004, 4:30 p.m.
 Glen Krupica, Executive Director
 Independence Bowl Foundation
 401 Market Street, Suite 120
 Shreveport, Louisiana 71101
 gkrupica@independencebowl.org
 indybowl@independencebowl.org
www.independencebowl.org
 Phone: 318/221-0712 FAX: 318/221-7366
 Televising Network: ESPN
 Facility: Independence Stadium
 Capacity: 50,015
 Title Sponsor: None
 Teams: Big 12 - 5th vs. Southeastern - 6th/7th

INSIGHT BOWL

Tempe, Arizona, December 28, 2004, 9:30 p.m.
 John Junker, Executive Director
 Insight Bowl
 120 South Ash Avenue
 Tempe, Arizona 85281
 jjunker@fiestabowl.org
 Phone: 480/350-0900 FAX: 480/350-0916
 Televising Network: ESPN
 Facility: Bank One Ballpark
 Capacity: 42,915
 Title Sponsor: Insight Enterprises
 Teams: Pacific-10 - 4th vs. Big East 2nd/3rd

LAS VEGAS BOWL

Las Vegas, Nevada, December 23, 2004, 9:30 p.m.
 Tina Kunzer-Murphy, Executive Director
 4505 Maryland Parkway
 Las Vegas, Nevada 89154-0001
 tina.c.kunzermurphy@espn.com
www.lvrbowl.com
 Phone: 702/895-2868 FAX: 702/892-7515
 Televising Network: ESPN
 Facility: Sam Boyd Stadium
 Capacity: 40,000
 Title Sponsor: None
 Teams: Mountain West - 2nd vs. Pacific-10 - 5th

AUTOZONE LIBERTY BOWL

Memphis, Tennessee, December 31, 2004, 3:30 p.m.
 Steve Ehrhart, Executive Director
 Liberty Bowl Festival Association
 3767 New Getwell Road
 Memphis, Tennessee 38118
 sehrhart@libertybowl.org
www.libertybowl.org
 Phone: 901/795-7700 FAX: 901/795-7826
 Televising Network: ESPN
 Facility: Liberty Bowl Memorial Stadium
 Capacity: 62,338
 Title Sponsor: AutoZone
 Teams: Conference USA - 1st vs. Mountain West - 1st

MPC COMPUTERS BOWL

Boise, Idaho, December 27, 2004, 2 p.m.
 Gary Beck, Executive Director
 1109 Main Street
 Lower Lobby, Suite B
 Boise, Idaho 83702
 beck@humanitarianbowl.org
www.humanitarianbowl.org
 Phone: 208/424-1011 FAX: 208/424-1121
 Televising Network: ESPN
 Facility: Bronco Stadium
 Capacity: 30,000
 Title Sponsor: MPC Computers
 Teams: Western Athletic - 1st/2nd/3rd vs. Atlantic Coast - 6th

MOTOR CITY BOWL

Detroit, Michigan, December 27, 2004, 5:30 p.m.
 Ken Hoffman, Executive Director
 Ford Field Executive Offices
 2000 Brush Street, Suite 200
 Detroit, Michigan 48226

director@motorcitybowl.com
www.motorcitybowl.com
 Phone: 313/262-2010 FAX: 313/262-2009
 Televising Network: ESPN
 Facility: Ford Field
 Capacity: 65,000
 Title Sponsors: General Motors/DaimlerChrysler/Ford
 Teams: Mid-American - 1st/2nd vs. Big Ten - 7th

GAYLORD HOTELS MUSIC CITY BOWL PRESENTED BY BRIDGESTONE

Nashville, Tennessee, December 31, 2004, Noon
 Scott Ramsey, Executive Director
 211 Commerce Street, Suite 100
 Nashville, Tennessee 37201
 sramsey@nashvillesports.com
www.musiccitybowl.com
 Phone: 615/743-3130 FAX: 615/244-3540
 Televising Network: ESPN
 Facility: The Coliseum
 Capacity: 67,000
 Title Sponsor: Gaylord Entertainment Company
 Teams: Southeastern - 6th/7th vs. Big Ten - 6th

WYNDHAM NEW ORLEANS BOWL

New Orleans, Louisiana, December 14, 2004, 7:30 p.m.
 Ron Maestri, Executive Director
 New Orleans Bowl
 New Orleans Center
 1400 Poydras Street, Suite 918
 New Orleans, Louisiana 70112
 rmaestri@gnosf.org
www.neworleansbowl.org
 Phone: 504/525-5678 FAX: 504/529-1622
 Televising Network: ESPN
 Facility: Louisiana Superdome
 Capacity: 75,000
 Title Sponsor: Wyndham International
 Teams: Sun Belt - 1st vs. Conference USA

FEDEX ORANGE BOWL

Miami, Florida, January 4, 2005, 8 p.m.
 Keith R. Tribble, Chief Executive Officer
 Orange Bowl Committee
 703 Waterford Way, Suite 590
 Miami, Florida 33126
 ktribble@orangebowl.org
www.orangebowl.org
 Phone: 305/341-4700 FAX: 305/341-4750
 Televising Network: ABC
 Facility: Pro Player Stadium
 Capacity: 72,230
 Title Sponsor: Federal Express
 Teams: Bowl Championship Series

OUTBACK BOWL

Tampa, Florida, January 1, 2005, 11 a.m.
 James P. McVay, President/CEO
 4211 West Boy Scout Blvd, Suite 560
 Tampa, Florida 33607
 info@outbackbowl.com
 jimmcvay@outbackbowl.com
www.outbackbowl.com
 Phone: 813/874-2695 FAX: 813/873-1959
 Televising Network: ESPN
 Facility: Raymond James Stadium
 Capacity: 65,000
 Title Sponsor: Outback Steakhouse, Inc.
 Teams: Big Ten - 3rd vs. Southeastern - 3rd

CHICK-FIL-A PEACH BOWL

Atlanta, Georgia, December 31, 2004, 7:30 p.m.
 Gary Stokan, President
 Peach Bowl, Inc.
 235 Andrew Young International Drive
 Atlanta, Georgia 30303
 gstokan@macoc.com
www.peachbowl.com
 Phone: 404/586-8500 FAX: 404/586-8508
 Televising Network: ESPN
 Facility: Georgia Dome
 Capacity: 71,250
 Title Sponsor: Chick-Fil-A
 Teams: Atlantic Coast vs. Southeastern

ROSE BOWL

Pasadena, California, January 1, 2005, 5 p.m.
 John Dorger, CEO
 Pasadena Tournament of Roses Association
 391 South Orange Grove Boulevard
 Pasadena, California 91184
 mdorger@rosemail.org
www.tournamentofroses.com
 Phone: 626/449-4100 FAX: 626/449-9786
 Televising Network: ABC
 Facility: Rose Bowl
 Capacity: 89,063
 Teams: Bowl Championship Series

SILICON VALLEY FOOTBALL CLASSIC

San Jose, California, December 29, 2004, 11 p.m.
 Executive Director
 Silicon Valley Football Classic, Inc.
 125 South Market Street, Suite 300
 San Jose, California 95113
 svfc@sanjose.com
www.bowlbythebay.com
 Phone: 408/792-4132 FAX: 408/295-3937

Televising Network: ESPN2
 Facility: Spartan Stadium; San Jose State University
 Capacity: 30,456
 Title Sponsor: None
 Teams: Pacific-10 - 7th vs. Western Athletic - 3rd

NOKIA SUGAR BOWL

New Orleans, Louisiana, January 3, 2005, 8 p.m.
 Paul J. Hoolahan, Executive Director
 The Sugar Bowl Committee
 1500 Sugar Bowl Drive
 New Orleans, Louisiana 70112
 paulh@sugrbowl.gs.net
www.nokiasugarbowl.org
 Phone: 504/525-8573 FAX: 504/525-4867
 Televising Network: ABC
 Facility: Louisiana Superdome
 Capacity: 75,000
 Title Sponsor: Nokia Mobile Telephones
 Teams: Bowl Championship Series

VITALIS SUN BOWL

El Paso, Texas, December 31, 2004, 2 p.m.
 Bernie Olivas, Executive Director
 Sun Bowl Association
 Los Picos Building
 4150 Pinnacle Street, Suite 100
 El Paso, Texas 79902
 bolivas@sunbowl.org
 ticket@sunbowl.org
www.sunbowl.org
 Phone: 915/533-4416 FAX: 915/533-0661
 Televising Network: CBS
 Facility: Sun Bowl Stadium
 Capacity: 50,426
 Title Sponsor: Vitalis
 Teams: Big Ten - 5th vs. Pacific-10 - 3rd

TANGERINE BOWL

Orlando, Florida, December 21, 2004, 7:30 p.m.
 Thomas P. Mickle, Executive Director
 Florida Citrus Sports
 One Citrus Bowl Place
 Orlando, Florida 32805
 tmickle@fcsports.com
www.fcsports.com
 Phone: 407/423-2476 FAX: 407/425-8451
 Televising Network: ESPN
 Facility: Florida Citrus Bowl
 Capacity: 65,465
 Title Sponsor: None
 Teams: Atlantic Coast - 4th/5th vs. Big 12 - 7th
(All starting times listed are Eastern time)

2003-04 Bowl Results

Game-by-Game Summaries

NEW ORLEANS BOWL

December 16, 2003
 Louisiana Superdome
 New Orleans, Louisiana
 Memphis 7 10 0 10 — 27
 North Texas 3 0 7 7 — 17
 Records: Memphis 9-4, North Texas 9-4
 Attendance: 25,184

GMAC BOWL

December 18, 2003
 Ladd-Peebles Stadium
 Mobile, Alabama
 Miami (Ohio) 21 14 0 14 — 49
 Louisville 0 21 7 0 — 28
 Records: Miami (Ohio) 13-1, Louisville 9-4
 Attendance: 40,620

MAZDA TANGERINE BOWL

December 22, 2003
 Florida Citrus Bowl
 Orlando, Florida

North Carolina St. 21 7 14 14 — 56
 Kansas 7 3 10 6 — 26
 Records: North Carolina St. 8-5, Kansas 6-7
 Attendance: 26,482

PLAINSCAPITAL FORT WORTH BOWL

December 23, 2003
 Amon Carter Stadium
 Fort Worth, Texas
 TCU 14 10 7 0 — 31
 Boise St. 7 17 3 7 — 34
 Records: TCU 11-2, Boise St. 13-1
 Attendance: 38,028

LAS VEGAS BOWL

December 24, 2003
 Sam Boyd Stadium
 Las Vegas, Nevada
 Oregon St. 17 14 10 14 — 55
 New Mexico 7 0 0 7 — 14
 Records: Oregon St. 8-5, New Mexico 8-5
 Attendance: 25,437

SHERATON HAWAII BOWL

December 25, 2003
 Aloha Stadium
 Honolulu, Hawaii
 Houston 10 10 0 14 7 7 0 — 48

Hawaii 3 10 14 7 7 7 6 — 54
 Records: Houston 7-6, Hawaii 9-5
 Attendance: 29,005

MOTOR CITY BOWL

December 26, 2003
 Ford Field
 Detroit, Michigan
 Northwestern 7 3 7 7 — 24
 Bowling Green 0 7 7 14 — 28
 Records: Northwestern 6-7, Bowling Green 11-3
 Attendance: 51,286

INSIGHT BOWL

December 26, 2003
 Bank One Ballpark
 Phoenix, Arizona
 Virginia Tech 21 7 0 21 — 49
 California 7 14 21 10 — 52
 Records: Virginia Tech 8-5, California 8-6
 Attendance: 42,364

CONTINENTAL TIRE BOWL

December 27, 2003
 Ericsson Stadium
 Charlotte, North Carolina
 Pittsburgh 0 13 3 0 — 16
 Virginia 7 10 3 3 — 23

Records: Pittsburgh 8-5, Virginia 8-5
Attendance: 51,236

MASTERCARD ALAMO BOWL

December 29, 2003

Alamodome
San Antonio, Texas

Michigan St. 3 0 0 0 — 3
Nebraska 3 14 0 0 — 17

Records: Michigan St. 8-5, Nebraska 10-3
Attendance: 56,226

EV1.NET HOUSTON BOWL

December 30, 2003

Reliant Stadium
Houston, Texas

Navy 0 0 7 7 — 14
Texas Tech 0 14 10 14 — 38

Records: Navy 8-5, Texas Tech 8-5
Attendance: 51,068

PACIFIC LIFE HOLIDAY BOWL

December 30, 2003

Qualcomm Stadium
San Diego, California

Texas 0 10 0 10 — 20
Washington St. 0 7 19 2 — 28

Records: Texas 10-3, Washington St. 10-3
Attendance: 61,102

SILICON VALLEY FOOTBALL CLASSIC

December 30, 2003

Spartan Stadium
San Jose, California

UCLA 0 7 2 0 — 9
Fresno St. 14 3 0 0 — 17

Records: UCLA 6-7, Fresno St. 9-5
Attendance: 20,126

GAYLORD HOTELS MUSIC CITY BOWL

December 31, 2003

The Coliseum
Nashville, Tennessee

Wisconsin 0 6 0 8 — 14
Auburn 0 7 7 14 — 28

Records: Wisconsin 7-6, Auburn 8-5
Attendance: 55,109

WELLS FARGO SUN BOWL

December 31, 2003

Sun Bowl
El Paso, Texas

Oregon 0 17 7 6 — 30
Minnesota 0 14 14 3 — 31

Records: Oregon 8-5, Minnesota 10-3
Attendance: 49,894

AXA LIBERTY BOWL

December 31, 2003

Liberty Bowl Stadium
Memphis, Tennessee

Utah 0 7 0 10 — 17
Southern Miss. 0 0 0 0 — 0

Records: Utah 10-2, Southern Miss. 9-4
Attendance: 55,989

MAINSTAY INDEPENDENCE BOWL

December 31, 2003

Independence Stadium
Shreveport, Louisiana

Missouri 7 0 7 0 — 14
Arkansas 3 18 3 3 — 27

Records: Missouri 8-5, Arkansas 9-4
Attendance: 49,625

DIAMOND WALNUT SAN FRANCISCO BOWL

December 31, 2003

Pacific Bell Park
San Francisco, California

Boston College 21 0 0 14 — 35
Colorado St. 0 7 7 7 — 21

Records: Boston College 8-5, Colorado St. 7-6
Attendance: 25,621

OUTBACK BOWL

January 1, 2004

Raymond James Stadium
Tampa, Florida

Iowa 7 13 14 3 — 37
Florida 7 0 3 7 — 17

Records: Iowa 10-3, Florida 8-5
Attendance: 65,372

TOYOTA GATOR BOWL

January 1, 2004

Alltel Stadium
Jacksonville, Florida

Maryland 10 14 10 7 — 41
West Virginia 0 0 7 0 — 7

Records: Maryland 10-3, West Virginia 8-5
Attendance: 78,892

CAPITAL ONE BOWL

January 1, 2004

Florida Citrus Bowl
Orlando, Florida

Georgia 14 10 0 3 7 — 34
Purdue 0 10 0 17 0 — 27

Records: Georgia 11-3, Purdue 9-4
Attendance: 64,565

ROSE BOWL PRESENTED BY CITI (BCS)

January 1, 2004

Rose Bowl
Pasadena, California

Michigan 0 0 7 7 — 14
Southern California 7 7 14 0 — 28

Records: Michigan 10-3, Southern California 12-1
Attendance: 93,849

FEDEX ORANGE BOWL (BCS)

January 1, 2004

Pro Player Stadium
Miami, Florida

Miami (Fla.) 3 10 3 0 — 16
Florida St. 0 14 0 0 — 14

Records: Miami (Fla.) 11-2, Florida St. 10-3
Attendance: 76,739

SBC COTTON BOWL CLASSIC

January 2, 2004

Cotton Bowl Stadium
Dallas, Texas

Oklahoma St. 7 7 0 14 — 28
Mississippi 7 10 7 7 — 31

Records: Oklahoma St. 9-4, Mississippi 10-3
Attendance: 73,928

CHICK-FIL-A PEACH BOWL

January 2, 2004

Georgia Dome
Atlanta, Georgia

Tennessee 7 7 0 0 — 14
Clemson 10 14 0 3 — 27

Records: Tennessee 10-3, Clemson 9-4
Attendance: 75,125

TOSTITOS FIESTA BOWL (BCS)

January 2, 2004

Sun Devil Stadium
Tempe, Arizona

Kansas St. 0 7 7 14 — 28
Ohio St. 14 7 14 0 — 35

Records: Kansas St. 11-4, Ohio St. 11-2
Attendance: 73,425

HUMANITARIAN BOWL

January 3, 2004

Bronco Stadium
Boise, Idaho

Georgia Tech 7 3 21 21 — 52
Tulsa 0 3 0 7 — 10

Records: Georgia Tech 7-6, Tulsa 8-5
Attendance: 23,118

BCS CHAMPIONSHIP GAME

NOKIA SUGAR BOWL

January 4, 2004

Louisiana Superdome
New Orleans, Louisiana

Oklahoma 0 7 0 7 — 14
LSU 7 7 7 0 — 21

Records: Oklahoma 12-2, LSU 13-1
Attendance: 79,342

All-Time Bowl-Game Results

Major Bowl Games

ROSE BOWL

Present Site: Pasadena, California
Stadium (Capacity): Rose Bowl (96,576)

Playing Surface: Grass

Playing Sites: Tournament Park, Pasadena (1902, 1916-22); Rose Bowl, Pasadena (1923-41); Duke Stadium, Durham, N.C. (1942); Rose Bowl (since 1943)

1-1-02—Michigan 49, Stanford 0
1-1-16—Washington St. 14, Brown 0
1-1-17—Oregon 14, Pennsylvania 0
1-1-18—Mare Island 19, Camp Lewis 7
1-1-19—Great Lakes 17, Mare Island 0

1-1-20—Harvard 7, Oregon 6
1-1-21—California 28, Ohio St. 0
1-2-22—California 0, Wash. & Jeff. 0

1-1-23—Southern California 14, Penn St. 3
1-1-24—Navy 14, Washington 14

1-1-25—Notre Dame 27, Stanford 10
1-1-26—Alabama 20, Washington 19
1-1-27—Alabama 7, Stanford 7
1-2-28—Stanford 7, Pittsburgh 6
1-1-29—Georgia Tech 8, California 7

1-1-30—Southern California 47, Pittsburgh 14
1-1-31—Alabama 24, Washington St. 0
1-1-32—Southern California 21, Tulane 12
1-2-33—Southern California 35, Pittsburgh 0
1-1-34—Columbia 7, Stanford 0

1-1-35—Alabama 29, Stanford 13
1-1-36—Stanford 7, Southern Methodist 0
1-1-37—Pittsburgh 21, Washington 0
1-1-38—California 13, Alabama 0
1-2-39—Southern California 7, Duke 3

1-1-40—Southern California 14, Tennessee 0

1-1-41—Stanford 21, Nebraska 13
1-1-42—Oregon St. 20, Duke 16 (at Durham)
1-1-43—Georgia 9, UCLA 0
1-1-44—Southern California 29, Washington 0

1-1-45—Southern California 25, Tennessee 0
1-1-46—Alabama 34, Southern California 14
1-1-47—Illinois 45, UCLA 14
1-1-48—Michigan 49, Southern California 0
1-1-49—Northwestern 20, California 14

1-2-50—Ohio St. 17, California 14
1-1-51—Michigan 14, California 6
1-1-52—Illinois 40, Stanford 7
1-1-53—Southern California 7, Wisconsin 0
1-1-54—Michigan St. 28, UCLA 20

1-1-55—Ohio St. 20, Southern California 7
1-2-56—Michigan St. 17, UCLA 14
1-1-57—Iowa 35, Oregon St. 19
1-1-58—Ohio St. 10, Oregon 7
1-1-59—Iowa 38, California 12

1-1-60—Washington 44, Wisconsin 8
 1-2-61—Washington 17, Minnesota 7
 1-1-62—Minnesota 21, UCLA 3
 1-1-63—Southern California 42, Wisconsin 37
 1-1-64—Illinois 17, Washington 7
 1-1-65—Michigan 34, Oregon St. 7
 1-1-66—UCLA 14, Michigan St. 12
 1-2-67—Purdue 14, Southern California 13
 1-1-68—Southern California 14, Indiana 3
 1-1-69—Ohio St. 27, Southern California 16
 1-1-70—Southern California 10, Michigan 3
 1-1-71—Stanford 27, Ohio St. 17
 1-1-72—Stanford 13, Michigan 12
 1-1-73—Southern California 42, Ohio St. 17
 1-1-74—Ohio St. 42, Southern California 21
 1-1-75—Southern California 18, Ohio St. 17
 1-1-76—UCLA 23, Ohio St. 10
 1-1-77—Southern California 14, Michigan 6
 1-2-78—Washington 27, Michigan 20
 1-1-79—Southern California 17, Michigan 10
 1-1-80—Southern California 17, Ohio St. 16
 1-1-81—Michigan 23, Washington 6
 1-1-82—Washington 28, Iowa 0
 1-1-83—UCLA 24, Michigan 14
 1-2-84—UCLA 45, Illinois 9
 1-1-85—Southern California 20, Ohio St. 17
 1-1-86—UCLA 45, Iowa 28
 1-1-87—Arizona St. 22, Michigan 15
 1-1-88—Michigan St. 20, Southern California 17
 1-2-89—Michigan 22, Southern California 14
 1-1-90—Southern California 17, Michigan 10
 1-1-91—Washington 46, Iowa 34
 1-1-92—Washington 34, Michigan 14
 1-1-93—Michigan 38, Washington 31
 1-1-94—Wisconsin 21, UCLA 16
 1-2-95—Penn St. 38, Oregon 20
 1-1-96—Southern California 41, Northwestern 32
 1-1-97—Ohio St. 20, Arizona St. 17
 1-1-98—Michigan 21, Washington St. 16
 1-1-99—Wisconsin 38, UCLA 31
 1-1-00—Wisconsin 17, Stanford 9
 1-1-01—Washington 34, Purdue 24
 1-3-02—Miami (Fla.) 37, Nebraska 14
 1-1-03—Oklahoma 34, Washington St. 14
 1-1-04—Southern California 28, Michigan 14

FEDEX ORANGE BOWL

Present Site: Miami, Florida
Stadium (Capacity): Pro Player Stadium (72,230)
Playing Surface: Prescription Athletic Turf
Name Changes: Orange Bowl (1935-88); Federal Express Orange Bowl (since 1989)
Playing Sites: Miami Field Stadium (1935-37); Orange Bowl (1938-96); Joe Robbie Stadium, renamed Pro Player Stadium in 1996 (since 1997)

1-1-35—Bucknell 26, Miami (Fla.) 0
 1-1-36—Catholic 20, Mississippi 19
 1-1-37—Duquesne 13, Mississippi St. 12
 1-1-38—Auburn 6, Michigan St. 0
 1-2-39—Tennessee 17, Oklahoma 0
 1-1-40—Georgia Tech 21, Missouri 7
 1-1-41—Mississippi St. 14, Georgetown 7
 1-1-42—Georgia 40, TCU 26
 1-1-43—Alabama 37, Boston College 21
 1-1-44—LSU 19, Texas A&M 14
 1-1-45—Tulsa 26, Georgia Tech 12
 1-1-46—Miami (Fla.) 13, Holy Cross 6
 1-1-47—Rice 8, Tennessee 0
 1-1-48—Georgia Tech 20, Kansas 14
 1-1-49—Texas 41, Georgia 28
 1-2-50—Santa Clara 21, Kentucky 13
 1-1-51—Clemson 15, Miami (Fla.) 14
 1-1-52—Georgia Tech 17, Baylor 14
 1-1-53—Alabama 61, Syracuse 6
 1-1-54—Oklahoma 7, Maryland 0
 1-1-55—Duke 34, Nebraska 7
 1-2-56—Oklahoma 20, Maryland 6
 1-1-57—Colorado 27, Clemson 21
 1-1-58—Oklahoma 48, Duke 21
 1-1-59—Oklahoma 21, Syracuse 6
 1-1-60—Georgia 14, Missouri 0
 1-2-61—Missouri 21, Navy 14
 1-1-62—LSU 25, Colorado 7
 1-1-63—Alabama 17, Oklahoma 0
 1-1-64—Nebraska 13, Auburn 7

1-1-65—Texas 21, Alabama 17
 1-1-66—Alabama 39, Nebraska 28
 1-2-67—Florida 27, Georgia Tech 12
 1-1-68—Oklahoma 26, Tennessee 24
 1-1-69—Penn St. 15, Kansas 14
 1-1-70—Penn St. 10, Missouri 3
 1-1-71—Nebraska 17, LSU 12
 1-1-72—Nebraska 38, Alabama 6
 1-1-73—Nebraska 40, Notre Dame 6
 1-1-74—Penn St. 16, LSU 9
 1-1-75—Notre Dame 13, Alabama 11
 1-1-76—Oklahoma 14, Michigan 6
 1-1-77—Ohio St. 27, Colorado 10
 1-2-78—Arkansas 31, Oklahoma 6
 1-1-79—Oklahoma 31, Nebraska 24
 1-1-80—Oklahoma 24, Florida St. 7
 1-1-81—Oklahoma 18, Florida St. 17
 1-1-82—Clemson 22, Nebraska 15
 1-1-83—Nebraska 21, LSU 20
 1-2-84—Miami (Fla.) 31, Nebraska 30
 1-1-85—Washington 28, Oklahoma 17
 1-1-86—Oklahoma 25, Penn St. 10
 1-1-87—Oklahoma 42, Arkansas 8
 1-1-88—Miami (Fla.) 20, Oklahoma 14
 1-2-89—Miami (Fla.) 23, Nebraska 3
 1-1-90—Notre Dame 21, Colorado 6
 1-1-91—Colorado 10, Notre Dame 9
 1-1-92—Miami (Fla.) 22, Nebraska 0
 1-1-93—Florida St. 27, Nebraska 14
 1-1-94—Florida St. 18, Nebraska 16
 1-1-95—Nebraska 24, Miami (Fla.) 17
 1-1-96—Florida St. 31, Notre Dame 26
 12-31-96—Nebraska 41, Virginia Tech 21
 1-2-98—Nebraska 42, Tennessee 17
 1-2-99—Florida 31, Syracuse 10
 1-1-00—Michigan 35, Alabama 34 (ot)
 1-3-01—Oklahoma 13, Florida St. 2
 1-2-02—Florida 56, Maryland 23
 1-2-03—Southern California 38, Iowa 17
 1-1-04—Miami (Fla.) 16, Florida St. 14

NOKIA SUGAR BOWL

Present Site: New Orleans, Louisiana
Stadium (Capacity): Louisiana Superdome (76,791)
Playing Surface: AstroTurf
Name Changes: Sugar Bowl (1935-87); USF&G Sugar Bowl (1988-95); Nokia Sugar Bowl (since 1996)
Playing Sites: Tulane Stadium, New Orleans (1935-74); Louisiana Superdome (since 1975)

1-1-35—Tulane 20, Temple 14
 1-1-36—TCU 3, LSU 2
 1-1-37—Santa Clara 21, LSU 14
 1-1-38—Santa Clara 6, LSU 0
 1-2-39—TCU 15, Carnegie Mellon 7
 1-1-40—Texas A&M 14, Tulane 13
 1-1-41—Boston College 19, Tennessee 13
 1-1-42—Fordham 2, Missouri 0
 1-1-43—Tennessee 14, Tulsa 7
 1-1-44—Georgia Tech 20, Tulsa 18
 1-1-45—Duke 29, Alabama 26
 1-1-46—Oklahoma St. 33, St. Mary's (Cal.) 13
 1-1-47—Georgia 20, North Carolina 10
 1-1-48—Texas 27, Alabama 7
 1-1-49—Oklahoma 14, North Carolina 6
 1-2-50—Oklahoma 35, LSU 0
 1-1-51—Kentucky 13, Oklahoma 7
 1-1-52—Maryland 28, Tennessee 13
 1-1-53—Georgia Tech 24, Mississippi 7
 1-1-54—Georgia Tech 42, West Virginia 19
 1-1-55—Navy 21, Mississippi 0
 1-2-56—Georgia Tech 7, Pittsburgh 0
 1-1-57—Baylor 13, Tennessee 7
 1-1-58—Mississippi 39, Texas 7
 1-1-59—LSU 7, Clemson 0
 1-1-60—Mississippi 21, LSU 0
 1-2-61—Mississippi 14, Rice 6
 1-1-62—Alabama 10, Arkansas 3
 1-1-63—Mississippi 17, Arkansas 13
 1-1-64—Alabama 12, Mississippi 7
 1-1-65—LSU 13, Syracuse 10
 1-1-66—Missouri 20, Florida 18
 1-2-67—Alabama 34, Nebraska 7
 1-1-68—LSU 20, Wyoming 13
 1-1-69—Arkansas 16, Georgia 2

1-1-70—Mississippi 27, Arkansas 22
 1-1-71—Tennessee 34, Air Force 13
 1-1-72—Oklahoma 40, Auburn 22
 12-31-72—Oklahoma 14, Penn St. 0
 12-31-73—Notre Dame 24, Alabama 23
 12-31-74—Nebraska 13, Florida 10
 12-31-75—Alabama 17, Penn St. 6
 1-1-77—Pittsburgh 27, Georgia 3
 1-2-78—Alabama 35, Ohio St. 6
 1-1-79—Alabama 14, Penn St. 7
 1-1-80—Alabama 24, Arkansas 9
 1-1-81—Georgia 17, Notre Dame 10
 1-1-82—Pittsburgh 24, Georgia 20
 1-1-83—Penn St. 27, Georgia 23
 1-2-84—Auburn 9, Michigan 7
 1-1-85—Nebraska 28, LSU 10
 1-1-86—Tennessee 35, Miami (Fla.) 7
 1-1-87—Nebraska 30, LSU 15
 1-1-88—Auburn 16, Syracuse 16
 1-2-89—Florida St. 13, Auburn 7
 1-1-90—Miami (Fla.) 33, Alabama 25
 1-1-91—Tennessee 23, Virginia 22
 1-1-92—Notre Dame 39, Florida 28
 1-1-93—Alabama 34, Miami (Fla.) 13
 1-1-94—Florida 41, West Virginia 7
 1-2-95—Florida St. 23, Florida 17
 12-31-95—Virginia Tech 28, Texas 10
 1-2-97—Florida 52, Florida St. 20
 1-1-98—Florida St. 31, Ohio St. 14
 1-1-99—Ohio St. 24, Texas A&M 14
 1-4-00—Florida St. 46, Virginia Tech 29
 1-2-01—Miami (Fla.) 37, Florida 20
 1-1-02—LSU 47, Illinois 34
 1-1-03—Georgia 26, Florida St. 13
 1-4-04—LSU 21, Oklahoma 14

SBC COTTON BOWL

Present Site: Dallas, Texas
Stadium (Capacity): Cotton Bowl (68,252)
Playing Surface: Grass
Name Changes: Cotton Bowl (1937-88, 1996); Mobil Cotton Bowl (1989-95); Southwestern Bell Cotton Bowl (1997-00); SBC Cotton Bowl Classic (since 2001)
Playing Sites: Fair Park Stadium, Dallas (1937); Cotton Bowl (since 1938)

1-1-37—TCU 16, Marquette 6
 1-1-38—Rice 28, Colorado 14
 1-2-39—St. Mary's (Cal.) 20, Texas Tech 13
 1-1-40—Clemson 6, Boston College 3
 1-1-41—Texas A&M 13, Fordham 12
 1-1-42—Alabama 29, Texas A&M 21
 1-1-43—Texas 14, Georgia Tech 7
 1-1-44—Randolph Field 7, Texas 7
 1-1-45—Oklahoma St. 34, TCU 0
 1-1-46—Texas 40, Missouri 27
 1-1-47—Arkansas 0, LSU 0
 1-1-48—Penn St. 13, Southern Methodist 13
 1-1-49—Southern Methodist 21, Oregon 13
 1-2-50—Rice 27, North Carolina 13
 1-1-51—Tennessee 20, Texas 14
 1-1-52—Kentucky 20, TCU 7
 1-1-53—Texas 16, Tennessee 0
 1-1-54—Rice 28, Alabama 6
 1-1-55—Georgia Tech 14, Arkansas 6
 1-2-56—Mississippi 14, TCU 13
 1-1-57—TCU 28, Syracuse 27
 1-1-58—Navy 20, Rice 7
 1-1-59—Air Force 0, TCU 0
 1-1-60—Syracuse 23, Texas 14
 1-2-61—Duke 7, Arkansas 6
 1-1-62—Texas 12, Mississippi 7
 1-1-63—LSU 13, Texas 0
 1-1-64—Texas 28, Navy 6
 1-1-65—Arkansas 10, Nebraska 7
 1-1-66—LSU 14, Arkansas 7
 12-31-66—Georgia 24, Southern Methodist 9
 1-1-68—Texas A&M 20, Alabama 16
 1-1-69—Texas 36, Tennessee 13
 1-1-70—Texas 21, Notre Dame 17
 1-1-71—Notre Dame 24, Texas 11
 1-1-72—Penn St. 30, Texas 6
 1-1-73—Texas 17, Alabama 13
 1-1-74—Nebraska 19, Texas 3
 1-1-75—Penn St. 41, Baylor 20
 1-1-76—Arkansas 31, Georgia 10

1-1-77—Houston 30, Maryland 21
 1-2-78—Notre Dame 38, Texas 10
 1-1-79—Notre Dame 35, Houston 34
 1-1-80—Houston 17, Nebraska 14
 1-1-81—Alabama 30, Baylor 2
 1-1-82—Texas 14, Alabama 12
 1-1-83—Southern Methodist 7, Pittsburgh 3
 1-2-84—Georgia 10, Texas 9
 1-1-85—Boston College 45, Houston 28
 1-1-86—Texas A&M 36, Auburn 16
 1-1-87—Ohio St. 28, Texas A&M 12
 1-1-88—Texas A&M 35, Notre Dame 10
 1-2-89—UCLA 17, Arkansas 3
 1-1-90—Tennessee 31, Arkansas 27
 1-1-91—Miami (Fla.) 46, Texas 3
 1-1-92—Florida St. 10, Texas A&M 2
 1-1-93—Notre Dame 28, Texas A&M 3
 1-1-94—Notre Dame 24, Texas A&M 21
 1-2-95—Southern California 55, Texas Tech 14
 1-1-96—Colorado 38, Oregon 6
 1-1-97—Brigham Young 19, Kansas St. 15
 1-1-98—UCLA 29, Texas A&M 23
 1-1-99—Texas 38, Mississippi St. 11
 1-1-00—Arkansas 27, Texas 6
 1-1-01—Kansas St. 35, Tennessee 21
 1-1-02—Oklahoma 10, Arkansas 3
 1-1-03—Texas 35, LSU 20
 1-2-04—Mississippi 31, Oklahoma St. 28

VITALIS SUN BOWL

Present Site: El Paso, Texas
Stadium (Capacity): Sun Bowl Stadium (51,270)
Playing Surface: AstroTurf
Name Changes: Sun Bowl (1936-86, 1994-95); John Hancock Sun Bowl (1987-88); John Hancock Bowl (1989-93); Norwest Bank Sun Bowl (1996); Norwest Sun Bowl (1997-99); Wells Fargo Sun Bowl (2000-03); Vitalis Sun Bowl (since 2004)
Playing Sites: Kidd Field, UTEP, El Paso (1936-62); Sun Bowl (since 1963)

1-1-36—Hardin-Simmons 14, New Mexico St. 14
 1-1-37—Hardin-Simmons 34, UTEP 6
 1-1-38—West Virginia 7, Texas Tech 6
 1-2-39—Utah 26, New Mexico 0
 1-1-40—Arizona St. 0, Catholic 0
 1-1-41—Case Reserve 26, Arizona St. 13
 1-1-42—Tulsa 6, Texas Tech 0
 1-1-43—Second Air Force 13, Hardin-Simmons 7
 1-1-44—Southwestern (Tex.) 7, New Mexico 0
 1-1-45—Southwestern (Tex.) 35, U. of Mexico 0
 1-1-46—New Mexico 34, Denver 24
 1-1-47—Cincinnati 18, Virginia Tech 6
 1-1-48—Miami (Ohio) 13, Texas Tech 12
 1-1-49—West Virginia 21, UTEP 12
 1-2-50—UTEP 33, Georgetown 20
 1-1-51—West Tex. A&M 14, Cincinnati 13
 1-1-52—Texas Tech 25, Pacific 14
 1-1-53—Pacific 26, Southern Miss. 7
 1-1-54—UTEP 37, Southern Miss. 14
 1-1-55—UTEP 47, Florida St. 20
 1-2-56—Wyoming 21, Texas Tech 14
 1-1-57—George Washington 13, UTEP 0
 1-1-58—Louisville 34, Drake 20
 1-2-31-58—Wyoming 14, Hardin-Simmons 6
 1-2-31-59—New Mexico St. 28, North Texas 8
 1-2-31-60—New Mexico St. 20, Utah St. 13
 1-2-30-61—Villanova 17, Wichita St. 9
 1-2-31-62—West Tex. A&M 15, Ohio 14
 1-2-31-63—Oregon 21, Southern Methodist 14
 1-2-26-64—Georgia 7, Texas Tech 0
 1-2-31-65—UTEP 13, TCU 12
 1-2-24-66—Wyoming 28, Florida St. 20
 1-2-30-67—UTEP 14, Mississippi 7
 1-2-28-68—Auburn 34, Arizona 10
 1-2-20-69—Nebraska 45, Georgia 6
 1-2-19-70—Georgia Tech 17, Texas Tech 9
 1-2-18-71—LSU 33, Iowa St. 15
 1-2-30-72—North Carolina 32, Texas Tech 28
 1-2-29-73—Missouri 34, Auburn 17
 1-2-28-74—Mississippi St. 26, North Carolina 24
 1-2-26-75—Pittsburgh 37, Kansas 19
 1-2-77—Texas A&M 33, Florida 14
 1-2-31-77—Stanford 24, LSU 14
 1-2-23-78—Texas 42, Maryland 0
 1-2-22-79—Washington 14, Texas 7

1-2-27-80—Nebraska 31, Mississippi St. 17
 1-2-26-81—Oklahoma 40, Houston 14
 1-2-25-82—North Carolina 26, Texas 10
 1-2-24-83—Alabama 28, Southern Methodist 7
 1-2-22-84—Maryland 28, Tennessee 27
 1-2-28-85—Arizona 13, Georgia 13
 1-2-25-86—Alabama 28, Washington 6
 1-2-25-87—Oklahoma St. 35, West Virginia 33
 1-2-24-88—Alabama 29, Army 28
 1-1-86—Pittsburgh 31, Texas A&M 28
 1-2-31-90—Michigan St. 17, Southern California 16
 1-2-31-91—UCLA 6, Illinois 3
 1-2-31-92—Baylor 20, Arizona 15
 1-2-24-93—Oklahoma 41, Texas Tech 10
 1-2-30-94—Texas 35, North Carolina 31
 1-2-29-95—Iowa 38, Washington 18
 1-2-31-96—Stanford 38, Michigan St. 0
 1-2-31-97—Arizona St. 17, Iowa 7
 1-2-31-98—TCU 28, Southern California 19
 1-2-31-99—Oregon 24, Minnesota 20
 1-2-29-00—Wisconsin 21, UCLA 20
 1-2-31-01—Washington St. 33, Purdue 27
 1-2-31-02—Purdue 34, Washington 24
 1-2-31-03—Minnesota 31, Oregon 30

TOYOTA GATOR BOWL

Present Site: Jacksonville, Florida
Stadium (Capacity): Alltel Stadium (76,976)
Playing Surface: Grass
Name Changes: Gator Bowl (1946-85, 1991); Mazda Gator Bowl (1986-90); Outback Steakhouse Gator Bowl (1992-94); Toyota Gator Bowl (since 1995)
Playing Sites: Gator Bowl (1946-93); Florida Field, Gainesville, Fla. (1994); Jacksonville Municipal Stadium, renamed Alltel Stadium in 1997 (since 1995)

1-1-46—Wake Forest 26, South Carolina 14
 1-1-47—Oklahoma 34, North Carolina St. 13
 1-1-48—Georgia 20, Maryland 20
 1-1-49—Clemson 24, Missouri 23
 1-2-50—Maryland 20, Missouri 7
 1-1-51—Wyoming 20, Wash. & Lee 7
 1-1-52—Miami (Fla.) 14, Clemson 0
 1-1-53—Florida 14, Tulsa 13
 1-1-54—Texas Tech 35, Auburn 13
 1-2-31-54—Auburn 33, Baylor 13
 1-2-31-55—Vanderbilt 25, Auburn 13
 1-2-29-56—Georgia Tech 21, Pittsburgh 14
 1-2-28-57—Tennessee 3, Texas A&M 0
 1-2-27-58—Mississippi 7, Florida 3
 1-2-60—Arkansas 14, Georgia Tech 7
 1-2-31-60—Florida 13, Baylor 12
 1-2-30-61—Penn St. 30, Georgia Tech 15
 1-2-29-62—Florida 17, Penn St. 7
 1-2-28-63—North Carolina 35, Air Force 0
 1-2-65—Florida St. 36, Oklahoma 19
 1-2-31-65—Georgia Tech 31, Texas Tech 21
 1-2-31-66—Tennessee 18, Syracuse 12
 1-2-30-67—Florida St. 17, Penn St. 17
 1-2-28-68—Missouri 35, Alabama 10
 1-2-27-69—Florida 14, Tennessee 13
 1-2-71—Auburn 35, Mississippi 28
 1-2-31-71—Georgia 7, North Carolina 3
 1-2-30-72—Auburn 24, Colorado 3
 1-2-29-73—Texas Tech 28, Tennessee 19
 1-2-30-74—Auburn 27, Texas 3
 1-2-29-75—Maryland 13, Florida 0
 1-2-27-76—Notre Dame 20, Penn St. 9
 1-2-30-77—Pittsburgh 34, Clemson 3
 1-2-29-78—Clemson 17, Ohio St. 15
 1-2-28-79—North Carolina 17, Michigan 15
 1-2-29-80—Pittsburgh 37, South Carolina 9
 1-2-28-81—North Carolina 31, Arkansas 27
 1-2-30-82—Florida St. 31, West Virginia 12
 1-2-30-83—Florida 14, Iowa 6
 1-2-28-84—Oklahoma St. 21, South Carolina 14
 1-2-30-85—Florida St. 34, Oklahoma St. 23
 1-2-27-86—Clemson 27, Stanford 21
 1-2-31-87—LSU 30, South Carolina 13
 1-1-89—Georgia 34, Michigan St. 27
 1-2-30-89—Clemson 27, West Virginia 7
 1-1-91—Michigan 35, Mississippi 3
 1-2-29-91—Oklahoma 48, Virginia 14
 1-2-31-92—Florida 27, North Carolina St. 10
 1-2-31-93—Alabama 24, North Carolina 10
 1-2-30-94—Tennessee 45, Virginia Tech 23

1-1-96—Syracuse 41, Clemson 0
 1-1-97—North Carolina 20, West Virginia 13
 1-1-98—North Carolina 42, Virginia Tech 3
 1-1-99—Georgia Tech 35, Notre Dame 28
 1-1-00—Miami (Fla.) 28, Georgia Tech 13
 1-1-01—Virginia Tech 41, Clemson 20
 1-1-02—Florida St. 30, Virginia Tech 17
 1-1-03—North Carolina St. 28, Notre Dame 6
 1-1-04—Maryland 41, West Virginia 7

CAPITAL ONE BOWL

Present Site: Orlando, Florida
Stadium (Capacity): Florida Citrus Bowl (70,000)
Playing Surface: Grass
Name Changes: Tangerine Bowl (1947-82); Florida Citrus Bowl (1983-93); CompUSA Florida Citrus Bowl (1994-99); OurHouse.com Florida Citrus Bowl (2000); Capital One/Florida Citrus Bowl (2001-02); Capital One Bowl (since 2003)

Playing Sites: Tangerine Bowl, Orlando (1947-72); Florida Field, Gainesville (1973); Tangerine Bowl (now Florida Citrus Bowl) (1974-82); Orlando Stadium (now Florida Citrus Bowl) (1983-85); Florida Citrus Bowl (since 1986)

1-1-47—Catawba 31, Maryville (Tenn.) 6
 1-1-48—Catawba 7, Marshall 0
 1-1-49—Murray St. 21, Sul Ross St. 21
 1-2-50—St. Vincent 7, Emory & Henry 6
 1-1-51—Charleston (W.V.) 35, Emory & Henry 14
 1-1-52—Stetson 35, Arkansas St. 20
 1-1-53—Tex. A&M-Commerce 33, Tennessee Tech 0
 1-1-54—Arkansas St. 7, Tex. A&M-Commerce 7
 1-1-55—Neb.-Omaha 7, Eastern Ky. 6
 1-2-56—Juniata 6, Missouri Valley 6
 1-1-57—West Tex. A&M 20, Southern Miss. 13
 1-1-58—Tex. A&M-Commerce 10, Southern Miss. 9
 1-2-27-58—Tex. A&M-Commerce 26, Missouri Valley 7
 1-1-60—Middle Tenn. 21, Presbyterian 12
 1-2-30-60—Citadel 27, Tennessee Tech 0
 1-2-29-61—Lamar 21, Middle Tenn. 14
 1-2-22-62—Houston 49, Miami (Ohio) 21
 1-2-28-63—Western Ky. 27, Coast Guard 0
 1-2-12-64—East Caro. 14, Massachusetts 13
 1-2-11-65—East Caro. 31, Maine 0
 1-2-10-66—Morgan St. 14, West Chester 6
 1-2-16-67—Tenn.-Martin 25, West Chester 8
 1-2-27-68—Richmond 49, Ohio 42
 1-2-26-69—Toledo 56, Davidson 33
 1-2-28-70—Toledo 40, William & Mary 12
 1-2-28-71—Toledo 28, Richmond 3
 1-2-29-72—Tampa 21, Kent St. 18
 1-2-22-73—Miami (Ohio) 16, Florida 7
 1-2-21-74—Miami (Ohio) 21, Georgia 10
 1-2-20-75—Miami (Ohio) 20, South Carolina 7
 1-2-18-76—Oklahoma St. 49, Brigham Young 21
 1-2-23-77—Florida St. 40, Texas Tech 17
 1-2-23-78—North Carolina St. 30, Pittsburgh 17
 1-2-22-79—LSU 34, Wake Forest 10
 1-2-20-80—Florida 35, Maryland 20
 1-2-19-81—Missouri 19, Southern Miss. 17
 1-2-18-82—Auburn 33, Boston College 26
 1-2-17-83—Tennessee 30, Maryland 23
 1-2-22-84—Florida St. 17, Georgia 17
 1-2-28-85—Ohio St. 10, Brigham Young 7
 1-1-87—Auburn 16, Southern California 7
 1-1-88—Clemson 35, Penn St. 10
 1-2-89—Clemson 13, Oklahoma 6
 1-1-90—Illinois 31, Virginia 21
 1-1-91—Georgia Tech 45, Nebraska 21
 1-1-92—California 37, Clemson 13
 1-1-93—Georgia 21, Ohio St. 14
 1-1-94—Penn St. 31, Tennessee 13
 1-2-95—Alabama 24, Ohio St. 17
 1-1-96—Tennessee 20, Ohio St. 14
 1-1-97—Tennessee 48, Northwestern 28
 1-1-98—Florida 21, Penn St. 6
 1-1-99—Michigan 45, Arkansas 31
 1-1-00—Michigan St. 37, Florida 34
 1-1-01—Michigan 31, Auburn 28
 1-1-02—Tennessee 45, Michigan 17
 1-1-03—Auburn 13, Penn St. 9
 1-1-04—Georgia 34, Purdue 27 (ot)

Notes: No classified major teams participated in games from January 1, 1947, through January 1, 1960, or in 1961 and 1963 through 1967.

AUTOZONE LIBERTY BOWL

Present Site: Memphis, Tennessee
Stadium (Capacity): Liberty Bowl Memorial Stadium (62,338)

Playing Surface: Prescription Athletic Turf
Name Changes: Liberty Bowl (1959-92); St. Jude Liberty Bowl (1993-96); AXA Liberty Bowl (1997-03); AutoZone Liberty Bowl (since 2004)

Playing Sites: Municipal Stadium, Philadelphia (1959-63); Convention Hall, Atlantic City, N.J. (1964); Liberty Bowl Memorial Stadium (since 1965)

12-19-59—Penn St. 7, Alabama 0
 12-17-60—Penn St. 41, Oregon 12
 12-16-61—Syracuse 15, Miami (Fla.) 14
 12-15-62—Oregon St. 6, Villanova 0
 12-21-63—Mississippi St. 16, North Carolina St. 12

12-19-64—Utah 32, West Virginia 6
 12-18-65—Mississippi 13, Auburn 7
 12-10-66—Miami (Fla.) 14, Virginia Tech 7
 12-16-67—North Carolina St. 14, Georgia 7
 12-14-68—Mississippi 34, Virginia Tech 17

12-13-69—Colorado 47, Alabama 33
 12-12-70—Tulane 17, Colorado 3
 12-20-71—Tennessee 14, Arkansas 13
 12-18-72—Georgia Tech 31, Iowa St. 30
 12-17-73—North Carolina St. 31, Kansas 18

12-16-74—Tennessee 7, Maryland 3
 12-22-75—Southern California 20, Texas A&M 0
 12-20-76—Alabama 36, UCLA 6
 12-19-77—Nebraska 21, North Carolina 17
 12-23-78—Missouri 20, LSU 15

12-22-79—Penn St. 9, Tulane 6
 12-27-80—Purdue 28, Missouri 25
 12-30-81—Ohio St. 31, Navy 28
 12-29-82—Alabama 21, Illinois 15
 12-29-83—Notre Dame 19, Boston College 18

12-27-84—Auburn 21, Arkansas 15
 12-27-85—Baylor 21, LSU 7
 12-29-86—Tennessee 21, Minnesota 14
 12-29-87—Georgia 20, Arkansas 17
 12-28-88—Indiana 34, South Carolina 10

12-28-89—Mississippi 42, Air Force 29
 12-27-90—Air Force 23, Ohio St. 11
 12-29-91—Air Force 38, Mississippi St. 15
 12-31-92—Mississippi 13, Air Force 0
 12-28-93—Louisville 18, Michigan St. 7

12-31-94—Illinois 30, East Caro. 0
 12-30-95—East Caro. 19, Stanford 13
 12-27-96—Syracuse 30, Houston 17
 12-31-97—Southern Miss. 41, Pittsburgh 7
 12-31-98—Tulane 41, Brigham Young 27

12-31-99—Southern Miss. 23, Colorado St. 17
 12-29-00—Colorado St. 22, Louisville 17
 12-31-01—Louisville 28, Brigham Young 10
 12-31-02—TCU 17, Colorado St. 3
 12-31-03—Utah 17, Southern Miss. 0

CHICK-FIL-A PEACH BOWL

Present Site: Atlanta, Georgia
Stadium (Capacity): Georgia Dome (71,228)
Name Changes: Peach Bowl (1968-96); Chick-Fil-A Peach Bowl (since 1997)

Playing Surface: AstroTurf
Playing Sites: Grant Field, Atlanta (1968-70); Atlanta/Fulton County Stadium (1971-92); Georgia Dome (since 1993)

12-30-68—LSU 31, Florida St. 27
 12-30-69—West Virginia 14, South Carolina 3
 12-30-70—Arizona St. 48, North Carolina 26
 12-30-71—Mississippi 41, Georgia Tech 18
 12-29-72—North Carolina St. 49, West Virginia 13

12-28-73—Georgia 17, Maryland 16
 12-28-74—Texas Tech 6, Vanderbilt 6
 12-31-75—West Virginia 13, North Carolina St. 10
 12-31-76—Kentucky 21, North Carolina 0
 12-31-77—North Carolina St. 24, Iowa St. 14

12-25-78—Purdue 41, Georgia Tech 21
 12-31-79—Baylor 24, Clemson 18
 1-2-81—Miami (Fla.) 20, Virginia Tech 10
 12-31-81—West Virginia 26, Florida 6
 12-31-82—Iowa 28, Tennessee 22

12-30-83—Florida St. 28, North Carolina 3
 12-31-84—Virginia 27, Purdue 24
 12-31-85—Army 31, Illinois 29

12-31-86—Virginia Tech 25, North Carolina St. 24
 1-2-88—Tennessee 27, Indiana 22

12-31-88—North Carolina St. 28, Iowa 23
 12-30-89—Syracuse 19, Georgia 18
 12-29-90—Auburn 27, Indiana 23
 1-1-92—East Caro. 37, North Carolina St. 34
 1-2-93—North Carolina 21, Mississippi St. 17

12-31-93—Clemson 14, Kentucky 13
 1-1-95—North Carolina St. 28, Mississippi St. 24
 12-30-95—Virginia 34, Georgia 27
 12-28-96—LSU 10, Clemson 7
 1-2-98—Auburn 21, Clemson 17

12-31-98—Georgia 35, Virginia 33
 12-30-99—Mississippi St. 17, Clemson 7
 12-29-00—LSU 28, Georgia Tech 14
 12-31-01—North Carolina 16, Auburn 10
 12-31-02—Maryland 30, Tennessee 3

1-2-04—Clemson 27, Tennessee 14

TOSTITOS FIESTA BOWL

Present Site: Tempe, Arizona
Stadium (Capacity): Sun Devil Stadium (73,471)

Playing Surface: Grass
Name Changes: Fiesta Bowl (1971-85, 1991-92); Sunkist Fiesta Bowl (1986-90); IBM OS/2 Fiesta Bowl (1993-95); Tostitos Fiesta Bowl (since 1996)
Playing Sites: Sun Devil Stadium (since 1971)

12-27-71—Arizona St. 45, Florida St. 38
 12-23-72—Arizona St. 49, Missouri 35
 12-21-73—Arizona St. 28, Pittsburgh 7
 12-28-74—Oklahoma St. 16, Brigham Young 6
 12-26-75—Arizona St. 17, Nebraska 14

12-25-76—Oklahoma 41, Wyoming 7
 12-25-77—Penn St. 42, Arizona St. 30
 12-25-78—Arkansas 10, UCLA 10
 12-25-79—Pittsburgh 16, Arizona 10
 12-26-80—Penn St. 31, Ohio St. 19

1-1-82—Penn St. 26, Southern California 10
 1-1-83—Arizona St. 32, Oklahoma 21
 1-2-84—Ohio St. 28, Pittsburgh 23
 1-1-85—UCLA 39, Miami (Fla.) 37
 1-1-86—Michigan 27, Nebraska 23

1-2-87—Penn St. 14, Miami (Fla.) 10
 1-1-88—Florida St. 31, Nebraska 28
 1-2-89—Notre Dame 34, West Virginia 21
 1-1-90—Florida St. 41, Nebraska 17
 1-1-91—Louisville 34, Alabama 7

1-1-92—Penn St. 42, Tennessee 17
 1-1-93—Syracuse 26, Colorado 22
 1-1-94—Arizona 29, Miami (Fla.) 0
 1-2-95—Colorado 41, Notre Dame 24
 1-2-96—Nebraska 62, Florida 24

1-1-97—Penn St. 38, Texas 15
 12-31-97—Kansas St. 35, Syracuse 18
 1-4-99—Tennessee 23, Florida St. 16
 1-2-00—Nebraska 31, Tennessee 21
 1-1-01—Oregon St. 41, Notre Dame 9

1-1-02—Oregon 38, Colorado 16
 1-3-03—Ohio St. 31, Miami (Fla.) 24 (2 ot)
 1-2-04—Ohio St. 35, Kansas St. 28

INDEPENDENCE BOWL

Present Site: Shreveport, Louisiana
Stadium (Capacity): Independence Stadium (50,459)
Playing Surface: Grass

Name Changes: Independence Bowl (1976-89, since 2004); Poulan Independence Bowl (1990); Poulan/Weed Eater Independence Bowl (1991-97); Sanford Independence Bowl (1998-00); MainStay Independence Bowl (2001-03)
Playing Sites: Independence Stadium (since 1976)

12-13-76—McNeese St. 20, Tulsa 16
 12-17-77—Louisiana Tech 24, Louisville 14
 12-16-78—East Caro. 35, Louisiana Tech 13
 12-15-79—Syracuse 31, McNeese St. 7
 12-13-80—Southern Miss. 16, McNeese St. 14

12-12-81—Texas A&M 33, Oklahoma St. 16
 12-11-82—Wisconsin 14, Kansas St. 3
 12-10-83—Air Force 9, Mississippi 3
 12-15-84—Air Force 23, Virginia Tech 7
 12-21-85—Minnesota 20, Clemson 13

12-20-86—Mississippi 20, Texas Tech 17
 12-19-87—Washington 24, Tulane 12
 12-23-88—Southern Miss. 38, UTEP 18

12-16-89—Oregon 27, Tulsa 24
 12-15-90—Louisiana Tech 34, Maryland 34

12-29-91—Georgia 24, Arkansas 15
 12-31-92—Wake Forest 39, Oregon 35
 12-31-93—Virginia Tech 45, Indiana 20
 12-28-94—Virginia 20, TCU 10
 12-29-95—LSU 45, Michigan St. 26

12-31-96—Auburn 32, Army 29
 12-28-97—LSU 27, Notre Dame 9
 12-31-98—Mississippi 35, Texas Tech 18
 12-31-99—Mississippi 27, Oklahoma 25
 12-31-00—Mississippi St. 43, Texas A&M 41 (ot)

12-27-01—Alabama 14, Iowa St. 13
 12-27-02—Mississippi 27, Nebraska 23
 12-31-03—Arkansas 27, Missouri 14

PACIFIC LIFE HOLIDAY BOWL

Present Site: San Diego, California
Stadium (Capacity): Qualcomm Stadium (68,500)
Playing Surface: Grass

Name Changes: Holiday Bowl (1978-85, 2002); Sea World Holiday Bowl (1986-90); Thrifty Car Rental Holiday Bowl (1991-94); Plymouth Holiday Bowl (1995-97); Culligan Holiday Bowl (1998-01); Pacific Life Holiday Bowl (since 2002)

Playing Sites: San Diego Jack Murphy Stadium, renamed Qualcomm Stadium in 1997 (since 1978)

12-22-78—Navy 23, Brigham Young 16
 12-21-79—Indiana 38, Brigham Young 37
 12-19-80—Brigham Young 46, Southern Methodist 45
 12-18-81—Brigham Young 38, Washington St. 36
 12-17-82—Ohio St. 47, Brigham Young 17

12-23-83—Brigham Young 21, Missouri 17
 12-21-84—Brigham Young 24, Michigan 17
 12-22-85—Arkansas 18, Arizona St. 17
 12-30-86—Iowa 39, San Diego St. 38
 12-30-87—Iowa 20, Wyoming 19

12-30-88—Oklahoma St. 62, Wyoming 14
 12-29-89—Penn St. 50, Brigham Young 39
 12-29-90—Texas A&M 65, Brigham Young 14
 12-30-91—Brigham Young 13, Iowa 13
 12-30-92—Hawaii 27, Illinois 17

12-30-93—Ohio St. 28, Brigham Young 21
 12-30-94—Michigan 24, Colorado St. 14
 12-29-95—Kansas St. 54, Colorado St. 21
 12-30-96—Colorado 33, Washington 21
 12-29-97—Colorado St. 35, Missouri 24

12-30-98—Arizona 23, Nebraska 20
 12-29-99—Kansas St. 24, Washington 20
 12-29-00—Oregon 35, Texas 30
 12-28-01—Texas 47, Washington 43
 12-27-02—Kansas St. 34, Arizona St. 27

12-30-03—Washington St. 28, Texas 20

OUTBACK BOWL

Present Site: Tampa, Florida
Stadium (Capacity): Raymond James Stadium (65,657)

Playing Surface: Grass
Name Changes: Hall of Fame Bowl (1986-95); Outback Bowl (since 1996)

Playing Sites: Tampa Stadium, renamed Houlihan's Stadium in 1997 (1986-97); Tampa Community Stadium (1998); Raymond James Stadium (since 1999)

12-23-86—Boston College 27, Georgia 24
 1-2-88—Michigan 28, Alabama 24
 1-2-89—Syracuse 23, LSU 10
 1-1-90—Auburn 31, Ohio St. 14
 1-1-91—Clemson 30, Illinois 0

1-1-92—Syracuse 24, Ohio St. 17
 1-1-93—Tennessee 38, Boston College 23
 1-1-94—Michigan 42, North Carolina St. 7
 1-2-95—Wisconsin 34, Duke 20
 1-1-96—Penn St. 43, Auburn 14

1-1-97—Alabama 17, Michigan 14
 1-1-98—Georgia 33, Wisconsin 6
 1-1-99—Penn St. 26, Kentucky 14
 1-1-00—Georgia 28, Purdue 25 (ot)
 1-1-01—South Carolina 24, Ohio St. 7

1-1-02—South Carolina 31, Ohio St. 28
 1-1-03—Michigan 38, Florida 30
 1-1-04—Iowa 37, Florida 17

INSIGHT BOWL

Present Site: Phoenix, Arizona
Stadium (Capacity): Bank One Ballpark (42,915)
Playing Surface: Grass
Name Changes: Copper Bowl (1989, 1996); Domino's Pizza Copper Bowl (1990-91); Weiser Lock Copper Bowl (1992-95); Insight.com Bowl (1997-01); Insight Bowl (since 2002)
Playing Sites: Arizona Stadium (since 1989-99); Bank One Ballpark (since 2000)

12-31-89—Arizona 17, North Carolina St. 10
 12-31-90—California 17, Wyoming 15
 12-31-91—Indiana 24, Baylor 0
 12-29-92—Washington St. 31, Utah 28
 12-29-93—Kansas St. 52, Wyoming 17
 12-29-94—Brigham Young 31, Oklahoma 6
 12-27-95—Texas Tech 55, Air Force 41
 12-27-96—Wisconsin 38, Utah 10
 12-27-97—Arizona 20, New Mexico 14
 12-26-98—Missouri 34, West Virginia 31
 12-31-99—Colorado 62, Boston College 28
 12-28-00—Iowa St. 37, Pittsburgh 29
 12-29-01—Syracuse 26, Kansas St. 3
 12-26-02—Pittsburgh 38, Oregon St. 13
 12-26-03—California 52, Virginia Tech 49

TANGERINE BOWL

Present Site: Orlando, Florida
Stadium (Capacity): Florida Citrus Bowl (70,000)
Playing Surface: Grass
Name Changes: Blockbuster Bowl (1990-93); Carquest Bowl (1994-97); Micron PC Bowl (1998); MicronPC.com Bowl (1999-00); Visit Florida Tangerine Bowl (2001); Mazda Tangerine Bowl (2002-03); Tangerine Bowl (since 2004)
Note: The game was known as the Sunshine Football Classic for a short time in the 1997-98 offseason after Carquest Auto Parts dropped its sponsorship and before Micron agreed to be the title sponsor. Also, this game should not be confused with the Tangerine Bowl that became the Florida Citrus Bowl in 1982 and is now known as the Capital One Bowl.
Playing Sites: Joe Robbie Stadium, renamed Pro Player Stadium in 1996 (1990-00); Florida Citrus Bowl (since 2001)

12-28-90—Florida St. 24, Penn St. 17
 12-28-91—Alabama 30, Colorado 25
 1-1-93—Stanford 24, Penn St. 3
 1-1-94—Boston College 31, Virginia 13
 1-2-95—South Carolina 24, West Virginia 21
 12-30-95—North Carolina 20, Arkansas 10
 12-27-96—Miami (Fla.) 31, Virginia 21
 12-29-97—Georgia Tech 35, West Virginia 30
 12-29-98—Miami (Fla.) 46, North Carolina St. 23
 12-30-99—Illinois 63, Virginia 21
 12-28-00—North Carolina St. 38, Minnesota 30
 12-20-01—Pittsburgh 34, North Carolina St. 19
 12-23-02—Texas Tech 55, Clemson 15
 12-22-03—North Carolina St. 56, Kansas 26

LAS VEGAS BOWL

Present Site: Las Vegas, Nevada
Stadium (Capacity): Sam Boyd Stadium (40,000)
Playing Surface: Monsanto Turf (retractable)
Name Changes: Las Vegas Bowl (1992-98, 2000, since 2003); EA Sports Las Vegas Bowl (1999); Sega Sports Las Vegas Bowl (2001-02)
Playing Sites: Sam Boyd Stadium (since 1992)

12-18-92—Bowling Green 35, Nevada 34
 12-17-93—Utah St. 42, Ball St. 33
 12-15-94—UNLV 52, Central Mich. 24
 12-14-95—Toledo 40, Nevada 37 (ot)
 12-19-96—Nevada 18, Ball St. 15
 12-20-97—Oregon 41, Air Force 13
 12-19-98—North Carolina 20, San Diego St. 13
 12-18-99—Utah 17, Fresno St. 16
 12-21-00—UNLV 31, Arkansas 14
 12-25-01—Utah 10, Southern California 6
 12-25-02—UCLA 27, New Mexico 13
 12-24-03—Oregon St. 55, New Mexico 14

MASTERCARD ALAMO BOWL

Present Site: San Antonio, Texas
Stadium (Capacity): Alamodome (65,000)
Playing Surface: AstroTurf
Name Changes: Builders Square Alamo Bowl (1993-98); Sylvania Alamo Bowl (1999-01); Alamo Bowl (2002-03); MasterCard Alamo Bowl (since 2004)
Playing Sites: Alamodome (since 1993)

12-31-93—California 37, Iowa 3
 12-31-94—Washington St. 10, Baylor 3
 12-28-95—Texas A&M 22, Michigan 20
 12-29-96—Iowa 27, Texas Tech 0
 12-30-97—Purdue 33, Oklahoma St. 20
 12-29-98—Purdue 37, Kansas St. 34
 12-28-99—Penn St. 24, Texas A&M 0
 12-30-00—Nebraska 66, Northwestern 17
 12-29-01—Iowa 19, Texas Tech 16
 12-28-02—Wisconsin 31, Colorado 28 (ot)
 12-29-03—Nebraska 17, Michigan St. 3

MPC COMPUTERS BOWL

Present Site: Boise, Idaho
Stadium (Capacity): Bronco Stadium (30,000)
Playing Surface: Blue AstroTurf
Name Changes: Sports Humanitarian Bowl (1997); Humanitarian Bowl (1998); Crucial.com Humanitarian Bowl (1999-03); MPC Computers Bowl (since 2004)
Playing Sites: Bronco Stadium (since 1997)

12-29-97—Cincinnati 35, Utah St. 19
 12-30-98—Idaho 42, Southern Miss. 35
 12-30-99—Boise St. 34, Louisville 31
 12-28-00—Boise St. 38, UTEP 23
 12-31-01—Clemson 49, Louisiana Tech 24
 12-31-02—Boise St. 34, Iowa St. 16
 1-3-04—Georgia Tech 52, Tulsa 10

MOTOR CITY BOWL

Present Site: Detroit, Michigan
Stadium (Capacity): Ford Field (65,000)
Playing Surface: FieldTurf
Playing Sites: Pontiac Silverdome (1997-01); Ford Field (since 2002)

12-26-97—Mississippi 34, Marshall 31
 12-23-98—Marshall 48, Louisville 29
 12-27-99—Marshall 21, Brigham Young 3
 12-27-00—Marshall 25, Cincinnati 14
 12-29-01—Toledo 23, Cincinnati 16
 12-26-02—Boston College 51, Toledo 25
 12-26-03—Bowling Green 28, Northwestern 24

GAYLORD HOTELS MUSIC CITY BOWL

Presented By Bridgestone
Present Site: Nashville, Tennessee
Stadium (Capacity): The Coliseum (67,000)
Playing Surface: Grass
Name Changes: Music City Bowl (1998, 2000-01); HomePoint.com Music City Bowl (1999); Gaylord Hotels Music City Bowl (2002-03); Gaylord Hotels Music City Bowl Presented By Bridgestone (since 2004)
Playing Sites: Vanderbilt Stadium (1998); Adelphia Coliseum, renamed The Coliseum in 2002 (since 1999)

12-29-98—Virginia Tech 38, Alabama 7
 12-29-99—Syracuse 20, Kentucky 13
 12-28-00—West Virginia 49, Mississippi 38
 12-28-01—Boston College 20, Georgia 16
 12-30-02—Minnesota 29, Arkansas 14
 12-31-03—Auburn 28, Wisconsin 14

GMAC BOWL

Present Site: Mobile, Alabama
Stadium (Capacity): Ladd-Peebles Stadium (40,643)
Playing Surface: Grass
Name Changes: Mobile Alabama Bowl (1999); GMAC Mobile Alabama Bowl (2000); GMAC Bowl (since 2001)
Playing Sites: Ladd-Peebles Stadium (since 1999)

12-22-99—TCU 28, East Caro. 14

12-20-00—Southern Miss. 28, TCU 21
 12-19-01—Marshall 64, East Caro. 61 (2 ot)
 12-18-02—Marshall 38, Louisville 15
 12-18-03—Miami (Ohio) 49, Louisville 28

SILICON VALLEY FOOTBALL CLASSIC

Present Site: San Jose, California
Stadium (Capacity): Spartan Stadium (31,500)
Playing Surface: Grass
Playing Sites: Spartan Stadium (since 2000)

12-31-00—Air Force 37, Fresno St. 34
 12-31-01—Michigan St. 44, Fresno St. 35
 12-31-02—Fresno St. 30, Georgia Tech 21
 12-30-03—Fresno St. 17, UCLA 9

EV1.NET HOUSTON BOWL

Present Site: Houston, Texas
Stadium (Capacity): Reliant Stadium (69,500)
Playing Surface: AstroTurf
Name Changes: galleryfurniture.com Bowl (2000-01); Houston Bowl (2002); EV1.net Houston Bowl (since 2003)
Playing Sites: Reliant Astrodome (2000-01); Reliant Stadium (since 2002)

12-27-00—East Caro. 40, Texas Tech 27
 12-28-01—Texas A&M 28, TCU 9
 12-27-02—Oklahoma St. 33, Southern Miss. 23
 12-30-03—Texas Tech 38, Navy 14

WYNDHAM NEW ORLEANS BOWL

Present Site: New Orleans, Louisiana
Stadium (Capacity): Louisiana Superdome (76,791)
Playing Surface: AstroTurf
Name Changes: New Orleans Bowl (2001-03); Wyndham New Orleans Bowl (since 2004)
Playing Sites: Louisiana Superdome (since 2001)

12-18-01—Colorado St. 45, North Texas 20
 12-17-02—North Texas 24, Cincinnati 19
 12-16-03—Memphis 27, North Texas 17

SHERATON HAWAII BOWL

Present Site: Honolulu, Hawaii
Stadium (Capacity): Aloha Stadium (50,000)
Playing Surface: AstroTurf
Name Changes: Conagra Foods Hawaii Bowl (2002); Sheraton Hawaii Bowl (since 2003)
Playing Site: Aloha Stadium (since 2002)

12-25-02—Tulane 36, Hawaii 28
 12-25-03—Hawaii 54, Houston 48 (3 ot)

CONTINENTAL TIRE BOWL

Present Site: Charlotte, North Carolina
Stadium (Capacity): Bank of America Stadium (73,367)
Playing Surface: Grass
Playing Site: Ericsson Stadium, renamed Bank of America Stadium in 2004 (since 2002)

12-28-02—Virginia 48, West Virginia 22
 12-27-03—Virginia 23, Pittsburgh 16

EMERALD BOWL

Present Site: San Francisco, California
Stadium (Capacity): SBC Park (37,000 for football)
Playing Surface: Grass
Name Change: Diamond Walnut San Francisco Bowl (2002-03); Emerald Bowl (since 2004)
Playing Site: Pacific Bell Park, renamed SBC Park in 2004 (since 2002)

12-31-02—Virginia Tech 20, Air Force 13
 12-31-03—Boston College 35, Colorado St. 21

PLAINSCAPITAL FORT WORTH BOWL

Present Site: Fort Worth, Texas
Stadium (Capacity): Amon G. Carter Stadium (46,000)
Playing Surface: Grass
Playing Site: Amon G. Carter Stadium (since 2003)

12-23-03—Boise St. 34, TCU 31

Bowl-Game Title Sponsors

Bowl	Title Sponsor[s] (Year Began)	Bowl Name (Years)
Alamo	Builders Square (1993-98) Sylvania (1999-01) MasterCard (since 2002)	Builders Square Alamo (1993-98) Sylvania Alamo (1999-01) Alamo Bowl Presented By MasterCard (2002-03) MasterCard Alamo Bowl (since 2004)
Capital One	Florida Department of Citrus (1983-02) Comp USA (1994-99) OurHouse.com (2000) Capital One (since 2001)	Florida Citrus (1983-93) CompUSA Florida Citrus (1994-99) OurHouse.com Florida Citrus (2000) Capital One Florida Citrus (2001-02) Capital One (since 2003)
Continental Tire	Continental Tires (since 2002)	Continental Tire (since 2002)
Cotton	Mobil (1989-95) Southwestern Bell (1997-00) SBC Communications (since 2001)	Cotton (1937-88, 1996) Mobil Cotton (1989-95) Southwestern Bell (1997-00) SBC Cotton Bowl Classic (since 2001)
Fiesta	Sunkist (1986-90) IBM (1993-95) FritoLay/Tostitos (since 1996)	Fiesta (1971-85; 1991-92) Sunkist Fiesta (1986-90) IBM OS/2 Fiesta (1993-95) Tostitos Fiesta (since 1996)
Fort Worth	PlainsCapital (since 2003)	PlainsCapital Fort Worth (since 2003)
Gator	Mazda (1986-91) Outback Steakhouse (1992-94) Toyota (since 1995)	Gator (1946-85) Mazda Gator (1986-91) Outback Steakhouse Gator (1992-94) Toyota Gator (since 1995)
GMAC	Mobile Alabama, Inc. (1999) GMAC Financial Services and the City of Mobile (since 2000)	Mobile Alabama (1999) GMAC Mobile Alabama (2000) GMAC (since 2001)
Hawaii	ConAgra Foods (2002) Sheraton Hotels and Resorts (since 2003)	ConAgra Foods Hawaii (2002) Sheraton Hawaii (since 2003)
Holiday	Sea World (1986-90) Thrifty Car Rental (1991-94) Plymouth (1995-97) Culligan (1998-01) Pacific Life (since 2002)	Holiday (1978-85; since 2002) Sea World Holiday (1986-90) Thrifty Car Rental Holiday (1991-94) Plymouth Holiday (1995-97) Culligan Holiday (1998-01) Pacific Life Holiday (since 2002)
Houston	Gallery Furniture (2000-01) EV1.net (since 2003)	Galleryfurniture.com (2000-01) Houston (2002) EV1.net Houston (since 2003)
Humanitarian	Humanitarian Bowl Association (1997-98) Crucial Technology (since 1999) MPC Computers (since 2004)	Sports Humanitarian (1997) Humanitarian (1998) Crucial.com Humanitarian (1999-03) MPC Computers (since 2004)
Independence	Poulan (1990-97) Sanford (1998-00) MainStay Management (2001-03)	Independence (1976-89, since 2004) Poulan Independence (1990) Poulan/Weed Eater Independence (1991-97) Sanford Independence (1998-00) MainStay Independence (2001-03)
Insight	Domino's Pizza (1990-91) Weiser Lock (1992-95) Insight Enterprises (since 1997)	Copper (1989, 1996) Domino's Pizza Copper (1990-91) Weiser Lock Copper (1992-95) Insight.com (1997-01) Insight (since 2002)

Bowl	Title Sponsor[s] (Year Began)	Bowl Name (Years)
Las Vegas	Las Vegas Convention & Visitor's Authority (1998, 2000-01) EA Sports (1999) Sega of America (2001-02)	Las Vegas (1992-98, 2000) EA Sports Las Vegas (1999) Sega Sports Las Vegas (2001-02) Las Vegas (since 2003)
Liberty	St. Jude (1993-96) AXA/Equitable (since 1997) AutoZone (since 2004)	Liberty (1959-92) St. Jude Liberty (1993-96) AXA Liberty (1997-03) AutoZone Liberty (since 2004)
Motor City	Motor City Bowl, Inc. (1997) General Motors, Daimler-Chrysler and Ford (Presenting Sponsors since 1998)	Ford Motor City (1997) Motor City (since 1998)
Music City	American General (1998) HomePoint.com (1999) Gaylord Entertainment (2002-03) Gaylord Entertainment and Bridgestone (since 2004)	Music City (1998, 2000-01) HomePoint.com Music City (1999) Gaylord Hotels Music City (2002-03) Gaylord Hotels Music City Presented by Bridgestone (since 2004)
New Orleans	Greater New Orleans Sports Foundation (2001-03) Wyndham International (since 2004)	New Orleans (since 2001) Wyndham New Orleans (since 2004)
Orange	Federal Express (since 1989)	Orange (1935-88) Federal Express Orange (since 1989)
Outback	Outback Steakhouse (since 1996)	Hall of Fame (1986-95) Outback (since 1996)
Peach	Chick-Fil-A (since 1997)	Peach (1968-96) Chick-Fil-A Peach (since 1997)
Rose	Pasadena Tournament of Roses Association (1902, since 1916) AT&T (Presenting Sponsor, 1999-02) Sony Electronics (Presenting Sponsor, 2003) Citi (Presenting Sponsor, 2004)	Rose (since 1902) Rose Bowl Presented by AT&T (1999-02) Rose Bowl Presented By Sony (2003) Rose Bowl Presented by Citi (2004)
San Francisco	Diamond Walnut Growers (2002-03) Emerald of California (since 2004)	Diamond Walnut San Francisco (2002-03) Emerald (since 2004)
Silicon Valley	None	Silicon Valley Classic (since 2000)
Sugar	USF&G Sugar (1988-95) Nokia Mobile Telephones (since 1996)	Sugar (1935-87) USF&G Sugar (1988-95) Nokia Sugar (since 1996)
Sun	John Hancock (1987-93) Norwest Corporation (1996-98) Wells Fargo (1999-03) Vitalis (since 2004)	Sun (1936-86, 1994-95) John Hancock Sun (1987-88) John Hancock (1989-93) Norwest Bank Sun (1996) Norwest Sun (1997-98) Wells Fargo Sun (1999-03) Vitalis Sun (since 2004)
Tangerine	Blockbuster Video (1990-93) Carquest Parts (1994-97) Micron PC (1998-00) Florida Tourism (2001) Mazda (2002-03)	Blockbuster (1990-93) Carquest (1994-97) Micron PC (1998) Micron PC.com (1999-00) Visit Florida Tangerine (2001) Mazda Tangerine (2002-03) Tangerine (since 2004)

Bowl Financial Analysis, 1976-04

(Payouts are estimates.)

Year	No. Bowls	No. Teams	Total Payout	Per-Game Payout	Per-Team Payout
1976-77	11	22	\$11,345,851	\$515,714	\$257,857
1977-78	12	24	13,323,638	1,110,303	555,152
1978-79	13	26	15,506,516	1,192,809	596,405
1979-80	15	30	17,219,624	1,324,586	662,293
1980-81	13	26	19,517,938	1,501,380	750,690
1981-82	14	28	21,791,222	1,556,516	778,258
1982-83	15	30	26,682,486	1,778,832	889,416
1983-84	15	30	32,535,788	2,169,052	1,084,256

Year	No. Bowls	No. Teams	Total Payout	Per-Game Payout	Per-Team Payout
1984-85	16	32	36,666,738	2,291,671	1,145,836
1985-86	16	32	36,995,864	2,312,242	1,156,121
1986-87	17	34	45,830,906	2,695,936	1,347,968
1987-88	17	34	48,251,516	2,838,324	1,419,162
1988-89	17	34	52,905,426	3,112,084	1,556,042
1989-90	18	36	58,208,058	3,233,781	1,616,891
1990-91	19	38	60,378,362	3,177,809	1,588,904
1991-92	18	36	63,494,554	3,527,475	1,763,738
1992-93	18	36	67,950,000	3,775,000	1,887,500
1993-94	19	38	71,006,000	3,737,158	1,868,579
1994-95	19	38	72,416,000	3,811,368	1,905,684
1995-96	18	36	101,390,000	5,632,778	2,816,389

Year	No. Bowls	No. Teams	Total Payout	Per-Game Payout	Per-Team Payout	Year	No. Bowls	No. Teams	Total Payout	Per-Game Payout	Per-Team Payout
1996-97	18	36	101,316,000	5,628,667	2,814,333	2001-02	25	50	156,900,000	6,276,000	3,138,000
1997-98	20	40	108,750,000	5,437,500	2,718,750	2002-03	28	56	172,710,000	6,168,214	3,084,107
1998-99	22	44	145,924,000	6,632,909	3,316,455	2003-04	28	56	202,500,000	7,232,143	3,616,071
1999-00	23	46	146,000,000	6,373,913	3,186,957						
2000-01	25	50	161,826,000	6,473,040	3,236,520						

29 Former Major Bowl Games

(Games in which at least one team was classified major that season)

ALAMO

(San Antonio, Texas)

1-4-47—Hardin-Simmons 20, Denver 0

ALL-AMERICAN

(Called Hall of Fame Classic, 1977-85)
(Birmingham, Ala.)

12-22-77—Maryland 17, Minnesota 7
12-20-78—Texas A&M 28, Iowa St. 12
12-29-79—Missouri 24, South Carolina 14
12-27-80—Arkansas 34, Tulane 15
12-31-81—Mississippi St. 10, Kansas 0
12-31-82—Air Force 36, Vanderbilt 28
12-22-83—West Virginia 20, Kentucky 16
12-29-84—Kentucky 20, Wisconsin 19
12-31-85—Georgia Tech 17, Michigan St. 14
12-31-86—Florida St. 27, Indiana 13
12-22-87—Virginia 22, Brigham Young 16
12-29-88—Florida 14, Illinois 10
12-28-89—Texas Tech 49, Duke 21
12-28-90—North Carolina St. 31, Southern Miss. 27

ALOHA

(Honolulu, Hawaii)

12-25-82—Washington 21, Maryland 20
12-26-83—Penn St. 13, Washington 10
12-29-84—Southern Methodist 27, Notre Dame 20
12-28-85—Alabama 24, Southern California 3
12-27-86—Arizona 30, North Carolina 21
12-25-87—UCLA 20, Florida 16
12-25-88—Washington St. 24, Houston 22
12-25-89—Michigan St. 33, Hawaii 13
12-25-90—Syracuse 28, Arizona 0
12-25-91—Georgia Tech 18, Stanford 17
12-25-92—Kansas 23, Brigham Young 20
12-25-93—Colorado 41, Fresno St. 30
12-25-94—Boston College 12, Kansas St. 7
12-25-95—Kansas 51, UCLA 30
12-25-96—Navy 42, California 38
12-25-97—Washington 51, Michigan St. 23
12-25-98—Colorado 51, Oregon 43
12-25-99—Wake Forest 23, Arizona St. 3
12-25-00—Boston College 31, Arizona St. 17

AVIATION

(Dayton, Ohio)

12-9-61—New Mexico 28, Western Mich. 12

BACARDI

(Cuban National Sports Festival at Havana)

1-1-37—Auburn 7, Villanova 7

BLUEBONNET

(Houston, Texas)

12-19-59—Clemson 23, TCU 7
12-17-60—Alabama 3, Texas 3
12-16-61—Kansas 33, Rice 7
12-22-62—Missouri 14, Georgia Tech 10
12-21-63—Baylor 14, LSU 7
12-19-64—Tulsa 14, Mississippi 7
12-18-65—Tennessee 27, Tulsa 6
12-17-66—Texas 19, Mississippi 0
12-23-67—Colorado 31, Miami (Fla.) 21
12-31-68—Southern Methodist 28, Oklahoma 27
12-31-69—Houston 36, Auburn 7

12-31-70—Alabama 24, Oklahoma 24
12-31-71—Colorado 29, Houston 17
12-30-72—Tennessee 24, LSU 17
12-29-73—Houston 47, Tulane 7
12-23-74—Houston 31, North Carolina St. 31
12-27-75—Texas 38, Colorado 21
12-31-76—Nebraska 27, Texas Tech 24
12-31-77—Southern California 47, Texas A&M 28
12-31-78—Stanford 25, Georgia 22
12-31-79—Purdue 27, Tennessee 22
12-31-80—North Carolina 16, Texas 7
12-31-81—Michigan 33, UCLA 14
12-31-82—Arkansas 28, Florida 24
12-31-83—Oklahoma St. 24, Baylor 14
12-31-84—West Virginia 31, TCU 14
12-31-85—Air Force 24, Texas 16
12-31-86—Baylor 21, Colorado 9
12-31-87—Texas 32, Pittsburgh 27

BLUEGRASS

(Louisville, Ky.)

12-13-58—Oklahoma St. 15, Florida St. 6

CALIFORNIA

(Fresno, Calif.)

12-19-81—Toledo 27, San Jose St. 25
12-18-82—Fresno St. 29, Bowling Green 28
12-17-83—Northern Ill. 20, Cal St. Fullerton 13
12-15-84—UNLV 30, *Toledo 13
12-14-85—Fresno St. 51, Bowling Green 7
12-13-86—San Jose St. 37, Miami (Ohio) 7
12-12-87—Eastern Mich. 30, San Jose St. 27
12-10-88—Fresno St. 35, Western Mich. 30
12-9-89—Fresno St. 27, Ball St. 6
12-8-90—San Jose St. 48, Central Mich. 24
12-14-91—Bowling Green 28, Fresno St. 21
*Won by forfeit.

CAMELLIA

(Lafayette, La.)

12-30-48—Hardin-Simmons 49, Wichita St. 12

CHERRY

(Pontiac, Mich.)

12-22-84—Army 10, Michigan St. 6
12-21-85—Maryland 35, Syracuse 18

DELTA

(Memphis, Tenn.)

1-1-48—Mississippi 13, TCU 9
1-1-49—William & Mary 20, Oklahoma St. 0

DIXIE BOWL

(Birmingham, Ala.)

1-1-48—Arkansas 21, William & Mary 19
1-1-49—Baylor 20, Wake Forest 7

DIXIE CLASSIC

(Dallas, Texas)

1-2-22—Texas A&M 22, Centre 14
1-1-25—West Va. Wesleyan 9, Southern Methodist 7
1-1-34—Arkansas 7, Centenary (La.) 7

FORT WORTH CLASSIC

(Fort Worth, Texas)

1-1-21—Centre 63, TCU 7

FREEDOM

(Anaheim, Calif.)

12-26-84—Iowa 55, Texas 17
12-30-85—Washington 20, Colorado 17
12-30-86—UCLA 31, Brigham Young 10

12-30-87—Arizona St. 33, Air Force 28
12-29-88—Brigham Young 20, Colorado 17
12-30-89—Washington 34, Florida 7
12-29-90—Colorado St. 32, Oregon 31
12-30-91—Tulsa 28, San Diego St. 17
12-29-92—Fresno St. 24, Southern California 7
12-30-93—Southern California 28, Utah 21
12-27-94—Utah 16, Arizona 13

GARDEN STATE

(East Rutherford, N.J.)

12-16-78—Arizona St. 34, Rutgers 18
12-15-79—Temple 28, California 17
12-14-80—Houston 35, Navy 0
12-13-81—Tennessee 28, Wisconsin 21

GOTHAM

(New York, N.Y.)

12-9-61—Baylor 24, Utah St. 9
12-15-62—Nebraska 36, Miami (Fla.) 34

GREAT LAKES

(Cleveland, Ohio)

12-6-47—Kentucky 24, Villanova 14

HARBOR

(San Diego, Calif.)

1-1-47—Montana St. 13, New Mexico 13
1-1-48—Hardin-Simmons 53, San Diego St. 0
1-1-49—Villanova 27, Nevada 7

LOS ANGELES CHRISTMAS FESTIVAL

(Los Angeles, Calif.)

12-25-24—Southern California 20, Missouri 7

MERCY

(Los Angeles, Calif.)

11-23-61—Fresno St. 36, Bowling Green 6

OIL

(Houston, Texas)

1-1-46—Georgia 20, Tulsa 6
1-1-47—Georgia Tech 41, St. Mary's (Cal.) 19

PASADENA

(Called Junior Rose in 1967)

(Pasadena, Calif.)

12-2-67—West Tex. A&M 35, Cal St. Northridge 13
12-6-69—San Diego St. 28, Boston U. 7
12-19-70—Long Beach St. 24, Louisville 24
12-18-71—Memphis 28, San Jose St. 9

PRESIDENTIAL CUP

(College Park, Md.)

12-9-50—Texas A&M 40, Georgia 20

RAISIN

(Fresno, Calif.)

1-1-46—Drake 13, Fresno St. 12
1-1-47—San Jose St. 20, Utah St. 0
1-1-48—Pacific 26, Wichita St. 14
1-1-49—Occidental 21, Colorado St. 20
12-31-49—San Jose St. 20, Texas Tech 13

SALAD

(Phoenix, Ariz.)

1-1-48—Nevada 13, North Texas 6
1-1-49—Drake 14, Arizona 13
1-1-50—Xavier (Ohio) 33, Arizona St. 21
1-1-51—Miami (Ohio) 34, Arizona St. 21
1-1-52—Houston 26, Dayton 21

SAN DIEGO EAST-WEST CHRISTMAS CLASSIC
(San Diego, Calif.)

12-26-21—Centre 38, Arizona 0
12-25-22—West Virginia 21, Gonzaga 13

SEATTLE
(Seattle, Washington)

12-25-98—Air Force 45, Washington 25
12-29-99—Hawaii 23, Oregon St. 17
12-24-00—Georgia 37, Virginia 14

12-27-01—Georgia Tech 24, Stanford 14
12-30-02—Wake Forest 38, Oregon 17

SHRINE
(Little Rock, Ark.)

12-18-48—Hardin-Simmons 40, Ouachita Baptist 12

Other Major Postseason Games

There was a proliferation of postseason benefit games specially scheduled at the conclusion of the regular season during the Great Depression (principally in 1931) to raise money for relief of the unemployed in response to the President's Committee on Mobilization of Relief Resources and for other charitable causes.

The exact number of these games is unknown, but it is estimated that more than 100 college games were played nationwide during this period, often irrespective of the competing teams' records.

Most notable among these postseason games were the Tennessee-New York University game of 1931 and the Army-Navy contests of 1930 and 1931 (the two academies had severed athletics relations during 1928-31 and did not meet in regular-season play). All three games were played before huge crowds in New York City's Yankee Stadium.

Following is a list of the principal postseason benefit and charity games involving at least one major college. Not included (nor included in all-time team won-lost records) are several special feature, same-day double-header tournaments in 1931 in which four participating teams were paired to play halves or modified quarters.

Date	Site	Opposing Teams
12-6-30	New York	Colgate 7, New York U. 0
12-13-30	New York	Army 6, Navy 0
11-28-31	Kansas City	Temple 38, Missouri 6

Date	Site	Opposing Teams
11-28-31	Chicago	Purdue 7, Northwestern 0
11-28-31	Minneapolis	Minnesota 19, Ohio St. 7
11-28-31	Ann Arbor	Michigan 16, Wisconsin 0
11-28-31	Philadelphia	Penn St. 31, Lehigh 0
12-2-31	Chattanooga	Alabama 49, Chattanooga 0
12-3-31	Brooklyn	Manhattan 7, Rutgers 6
12-5-31	Denver	Nebraska 20, Colorado St. 7
12-5-31	Pittsburgh	Carnegie Mellon 0, Duquesne 0
12-5-31	New York	Tennessee 13, New York U. 0
12-5-31	St. Louis	St. Louis 31, Missouri 6
12-5-31	Topeka	Kansas 6, Washburn 0
12-5-31	Wichita	Kansas St. 20, Wichita St. 6
12-5-31	Columbia	Centre 9, South Carolina 7
12-5-31	Norman	Oklahoma City 6, Oklahoma 0
12-12-31	New York	Army 17, Navy 7
12-12-31	Tulsa	Oklahoma 20, Tulsa 7
1-2-33	El Paso	Southern Methodist 26, UTEP 0
12-8-34	St. Louis	Southern Methodist 7, Washington-St. Louis 0

Team-by-Team Bowl Results

All-Time Bowl-Game Records

This list includes all bowls played by a current major team, providing its opponent was classified as a major that season or it was a major team then. The list excludes games in which a home team served as a predetermined, preseason host regardless of its record and/or games scheduled before the season, thus eliminating the old Pineapple, Glass and Palm Festival. Following is the alphabetical list showing the record of each current major team in all major bowls.

Team	W	L	T	Team	W	L	T
Air Force.....	8	8	1	Fresno St.	8	6	0
Alabama.....	29	19	3	Georgia.....	21	15	3
Arizona.....	5	7	1	Georgia Tech.....	21	11	0
Arizona St.	10	9	1	Hawaii.....	3	2	0
Arkansas.....	11	20	3	Houston.....	7	7	1
Army.....	2	2	0	Idaho.....	1	0	0
Auburn.....	16	12	2	Illinois.....	6	8	0
Ball St.	0	3	0	Indiana.....	3	5	0
Baylor.....	8	8	0	Iowa.....	10	8	1
Boise St.	4	0	0	Iowa St.	1	6	0
Boston College.....	9	6	0	Kansas.....	3	6	0
Bowling Green.....	3	3	0	Kansas St.	6	6	0
Brigham Young.....	7	15	1	Kent St.	0	1	0
California.....	6	7	1	Kentucky.....	5	5	0
Central Mich.	0	2	0	LSU.....	17	17	1
Cincinnati.....	2	4	0	Louisiana Tech.....	1	2	1
Clemson.....	14	13	0	Louisville.....	4	6	1
Colorado.....	11	14	0	Marshall.....	5	1	0
Colorado St.	4	6	0	Maryland.....	8	10	2
Duke.....	3	5	0	Memphis.....	2	0	0
East Caro.	4	3	0	Miami (Fla.).....	16	12	0
Eastern Mich.	1	0	0	Miami (Ohio).....	6	2	0
Florida.....	14	17	0	Michigan.....	18	17	0
Florida St.	18	12	2				

Team	W	L	T	Team	W	L	T
Michigan St.	7	10	0	South Carolina.....	3	8	0
Minnesota.....	4	5	0	Southern California.....	27	15	0
Mississippi.....	19	12	0	Southern Methodist.....	4	6	1
Mississippi St.	6	6	0	Southern Miss.	5	7	0
Missouri.....	9	13	0	Stanford.....	9	10	1
Navy.....	4	5	1	Syracuse.....	12	8	1
Nebraska.....	21	21	0	Temple.....	1	1	0
Nevada.....	2	3	0	Tennessee.....	23	21	0
UNLV.....	#3	0	0	Texas.....	20	21	2
New Mexico.....	2	5	1	UTEP.....	5	5	0
New Mexico St.	2	0	1	Texas A&M.....	13	14	0
North Carolina.....	12	12	0	TCU.....	7	13	1
North Carolina St.	11	10	1	Texas Tech.....	7	19	1
North Texas.....	1	4	0	Toledo.....	6	2	0
Northern Ill.	1	0	0	Tulane.....	4	6	0
Northwestern.....	1	4	0	Tulsa.....	4	8	0
Notre Dame.....	13	12	0	UCLA.....	12	12	1
Ohio.....	0	2	0	Utah.....	6	3	0
Ohio St.	16	19	0	Utah St.	1	4	0
Oklahoma.....	23	13	1	Vanderbilt.....	1	1	1
Oklahoma St.	10	5	0	Virginia.....	6	8	0
Oregon.....	7	11	0	Virginia Tech.....	6	11	0
Oregon St.	4	4	0	Wake Forest.....	4	2	0
Penn St.	23	12	2	Washington.....	14	14	1
Pittsburgh.....	10	13	0	Washington St.	6	4	0
Purdue.....	7	5	0	West Virginia.....	9	14	0
Rice.....	4	3	0	Western Mich.	0	2	0
Rutgers.....	0	1	0	Wisconsin.....	8	7	0
San Diego St.	1	4	0	Wyoming.....	4	6	0
San Jose St.	4	3	0	TOTALS	814	814	42

#Later lost game by forfeit. The following current Division I-A teams have not played in a major bowl game: Akron, UAB, Arkansas St., UCF, Connecticut, La-Lafayette, La-Monroe, Middle Tenn., South Fla. and Troy St.

BOWL/ALL-STAR RECORDS

Major Bowl Records of Non-Division I-A Teams

Boston U. 0-1-0; Brown 0-1-0; Bucknell 1-0-0; Cal St. Fullerton 0-1-0; Cal St. Northridge 0-1-0; Carnegie Mellon 0-1-0; Case Reserve 1-0-0; Catholic 1-0-1; Centenary (La.) 0-0-1; Centre 2-1-0; Citadel 1-0-0; Columbia 1-0-0; Davidson 0-1-0; Dayton 0-1-0; Denver 0-2-0; Drake 2-1-0; Duquesne 1-0-0; Fordham 1-1-0; George Washington 1-0-0; Georgetown 0-2-0; Gonzaga 0-1-0; Hardin-Simmons 5-2-1; Harvard 1-0-0; Holy Cross 0-1-0; Long Beach St. 0-0-1; Marquette 0-1-0; McNeese St. 1-2-0; Montana St. 0-0-1; Occidental 1-0-0; Ouachita Baptist 0-1-0; Pacific 2-1-0; Pennsylvania 0-1-0; Randolph Field 0-0-1; Richmond 1-1-0; St. Mary's (Cal.) 1-2-0; Santa Clara 3-0-0; Second Air Force 1-0-0; Southwestern (Tex.) 2-0-0; Tampa 1-0-0; Tennessee Tech 0-1-0; U. of Mexico 0-1-0; Villanova 2-2-1; Wash. & Jeff. 0-0-1; Wash. & Lee 0-1-0; West Tex. A&M 3-0-0; West Va. Wesleyan 1-0-0; Wichita St. 0-3-0; William & Mary 1-2-0; Xavier (Ohio) 1-0-0. TOTALS: 39-37-8

All-Time Bowl Appearances Leaders

(Must be classified as a major bowl game where one team was considered a major college at the time.)

Team	Appearances	Team	Appearances
Alabama	51	Colorado	25
Tennessee	44	Notre Dame	25
Texas	43	UCLA	25
Nebraska	42	North Carolina	24
Southern California	42	Brigham Young	23
Georgia	39	Pittsburgh	23
Oklahoma	37	West Virginia	23
Penn St.	37	Missouri	22
LSU	35	North Carolina St.	22
Michigan	35	Syracuse	21
Ohio St.	35	TCU	21
Arkansas	34	Arizona St.	20
Florida St.	32	Maryland	20
Georgia Tech	32	Stanford	20
Florida	31	Iowa	19
Mississippi	31	Oregon	18
Auburn	30	Michigan St.	17
Washington	29	Virginia Tech	17
Miami (Fla.)	28	Baylor	16
Clemson	27		
Texas A&M	27		
Texas Tech	27		

All-Time Bowl Victories Leaders

(Includes bowls where at least one team was classified a major college at the time.)

Team	Victories	Team	Victories
Alabama	29	Washington	14
Southern California	27	Notre Dame	13
Oklahoma	23	Texas A&M	13
Penn St.	23	North Carolina	12
Tennessee	23	Syracuse	12
Georgia	21	UCLA	12
Georgia Tech	21	Arkansas	11
Nebraska	21	Colorado	11
Texas	20	North Carolina St.	11
Mississippi	19	Arizona St.	10
Florida St.	18	Iowa	10
Michigan	18	Oklahoma St.	10
LSU	17	Pittsburgh	10
Auburn	16	Boston College	9
Miami (Fla.)	16	Missouri	9
Ohio St.	16	Stanford	9
Clemson	14	West Virginia	9
Florida	14		

Team-by-Team Major Bowl Scores With Coach of Each Bowl Team

Listed below are the 106 I-A teams that have participated in history's 879 major bowl games (the term "major bowl" is defined above the alphabetical list of team bowl records). The teams are listed alphabetically, with each coach listed along with the bowl participated in, date played, opponent, score and team's all-time bowl-game record. Following the I-A list is a group of 49 teams that played in a major bowl game or games but are no longer classified as I-A.

School/Coach	Bowl/Date	Opponent/Score
AIR FORCE		
Ben Martin	Cotton 1-1-59	TCU 0-0
Ben Martin	Gator 12-28-63	North Carolina 0-35
Ben Martin	Sugar 1-1-71	Tennessee 13-34
Ken Hatfield	Hall of Fame 12-31-82	Vanderbilt 36-28
Ken Hatfield	Independence 12-10-83	Mississippi 9-3

School/Coach	Bowl/Date	Opponent/Score
Fisher DeBerry	Independence 12-15-84	Virginia Tech 23-7
Fisher DeBerry	Bluebonnet 12-31-85	Texas 24-16
Fisher DeBerry	Freedom 12-30-87	Arizona St. 28-33
Fisher DeBerry	Liberty 12-28-89	Mississippi 29-42
Fisher DeBerry	Liberty 12-27-90	Ohio St. 23-11
Fisher DeBerry	Liberty 12-29-91	Mississippi St. 38-15
Fisher DeBerry	Liberty 12-31-92	Mississippi 0-13
Fisher DeBerry	Copper 12-27-95	Texas Tech 41-55
Fisher DeBerry	Las Vegas 12-20-97	Oregon 13-41
Fisher DeBerry	Oahu Classic 12-25-98	Washington 45-25
Fisher DeBerry	Silicon Valley 12-31-00	Fresno St. 37-34
Fisher DeBerry	San Francisco 12-31-02	Virginia Tech 13-20

All bowls 8-8-1

ALABAMA

Wallace Wade	Rose 1-1-26	Washington 20-19
Wallace Wade	Rose 1-1-27	Stanford 7-7
Wallace Wade	Rose 1-1-31	Washington St. 24-0
Frank Thomas	Rose 1-1-35	Stanford 29-13
Frank Thomas	Rose 1-1-38	California 0-13
Frank Thomas	Cotton 1-1-42	Texas A&M 29-21
Frank Thomas	Orange 1-1-43	Boston College 37-21
Frank Thomas	Sugar 1-1-45	Duke 26-29
Frank Thomas	Rose 1-1-46	Southern California 34-14
Harold "Red" Drew	Sugar 1-1-48	Texas 7-27
Harold "Red" Drew	Orange 1-1-53	Syracuse 61-6
Harold "Red" Drew	Cotton 1-1-54	Rice 6-28
Paul "Bear" Bryant	Liberty 12-19-59	Penn St. 0-7
Paul "Bear" Bryant	Bluebonnet 12-17-60	Texas 3-3
Paul "Bear" Bryant	Sugar 1-1-62	Arkansas 10-3
Paul "Bear" Bryant	Orange 1-1-63	Oklahoma 17-0
Paul "Bear" Bryant	Sugar 1-1-64	Mississippi 12-7
Paul "Bear" Bryant	Orange 1-1-65	Texas 17-21
Paul "Bear" Bryant	Orange 1-1-66	Nebraska 39-28
Paul "Bear" Bryant	Sugar 1-2-67	Nebraska 34-7
Paul "Bear" Bryant	Cotton 1-1-68	Texas A&M 16-20
Paul "Bear" Bryant	Gator 12-28-68	Missouri 10-35
Paul "Bear" Bryant	Liberty 12-13-69	Colorado 33-47
Paul "Bear" Bryant	Bluebonnet 12-31-70	Oklahoma 24-24
Paul "Bear" Bryant	Orange 1-1-72	Nebraska 6-38
Paul "Bear" Bryant	Cotton 1-1-73	Texas 13-17
Paul "Bear" Bryant	Sugar 12-31-73	Notre Dame 23-24
Paul "Bear" Bryant	Orange 1-1-75	Notre Dame 11-13
Paul "Bear" Bryant	Sugar 12-31-75	Penn St. 13-6
Paul "Bear" Bryant	Liberty 12-20-76	UCLA 36-6
Paul "Bear" Bryant	Sugar 1-2-78	Ohio St. 35-6
Paul "Bear" Bryant	Sugar 1-1-79	Penn St. 14-7
Paul "Bear" Bryant	Sugar 1-1-80	Arkansas 24-9
Paul "Bear" Bryant	Cotton 1-1-81	Baylor 30-2
Paul "Bear" Bryant	Cotton 1-1-82	Texas 12-14
Paul "Bear" Bryant	Liberty 12-29-82	Illinois 21-15
Ray Perkins	Sun 12-24-83	Southern Methodist 28-7
Ray Perkins	Aloha 12-28-85	Southern California 24-3
Ray Perkins	Sun 12-25-86	Washington 28-6
Bill Curry	Hall of Fame 1-2-88	Michigan 24-28
Bill Curry	Sun 12-24-88	Army 29-28
Bill Curry	Sugar 1-1-90	Miami (Fla.) 25-33
Gene Stallings	Fiesta 1-1-91	Louisville 7-34
Gene Stallings	Blockbuster 12-28-91	Colorado 30-25
Gene Stallings	Sugar 1-1-93	Miami (Fla.) 34-13
Gene Stallings	Gator 12-31-93	North Carolina 24-10
Gene Stallings	Florida Citrus 1-2-95	Ohio St. 24-17
Gene Stallings	Outback 1-1-97	Michigan 17-14
Mike DuBose	Music City 12-29-98	Virginia Tech 7-38
Mike DuBose	Orange 1-1-00	Michigan 34-35 (ot)
Dennis Franchione	Independence 12-27-01	Iowa St. 14-13

All bowls 29-19-3

ARIZONA

J.F. "Pop" McKale	San Diego East-West Christmas Classic 12-26-21	Centre 0-38
Miles Casteel	Salad 1-1-49	Drake 13-14
Darrell Mudra	Sun 12-28-68	Auburn 10-34
Tony Mason	Fiesta 12-25-79	Pittsburgh 10-16
Larry Smith	Sun 12-28-85	Georgia 13-13
Larry Smith	Aloha 12-27-86	North Carolina 30-21
Dick Tomey	Copper 12-31-89	North Carolina St. 17-10
Dick Tomey	Aloha 12-25-90	Syracuse 0-28
Dick Tomey	John Hancock 12-31-92	Baylor 15-20
Dick Tomey	Fiesta 1-1-94	Miami (Fla.) 29-0
Dick Tomey	Freedom 12-27-94	Utah 13-16
Dick Tomey	Insight.com 12-27-97	New Mexico 20-14
Dick Tomey	Holiday 12-30-98	Nebraska 23-20

All bowls 5-7-1

School/Coach**ARIZONA ST.**

Millard "Dixie" Howell
 Millard "Dixie" Howell
 Ed Doherty
 Ed Doherty
 Frank Kush

Bowl/Date

Sun 1-1-40
 Sun 1-1-41
 Salad 1-1-50
 Salad 1-1-51
 Peach 12-30-70

Opponent/Score

Catholic 0-0
 Case Reserve 13-26
 Xavier (Ohio) 21-33
 Miami (Ohio) 21-34
 North Carolina 48-26

Frank Kush
 Frank Kush
 Frank Kush
 Frank Kush
 Frank Kush

Fiesta 12-27-71
 Fiesta 12-23-72
 Fiesta 12-21-73
 Fiesta 12-26-75
 Fiesta 12-25-77

Florida St. 45-38
 Missouri 49-35
 Pittsburgh 28-7
 Nebraska 17-14
 Penn St. 30-42

Frank Kush
 Darryl Rogers.....
 John Cooper.....
 John Cooper.....
 John Cooper.....

Garden State 12-16-78
 Fiesta 1-1-83
 Holiday 12-22-85
 Rose 1-1-87
 Freedom 12-30-87

Rutgers 34-18
 Oklahoma 32-21
 Arkansas 17-18
 Michigan 22-15
 Air Force 33-28

Bruce Snyder.....
 Bruce Snyder.....
 Bruce Snyder.....
 Bruce Snyder.....
 Dirk Koetter

Rose 1-1-97
 Sun 12-31-97
 Aloha Classic 12-25-99
 Aloha Classic 12-25-00
 Holiday 12-27-02

Ohio St. 17-20
 Iowa 17-7
 Wake Forest 3-23
 Boston College 17-31
 Kansas St. 27-34

All bowls 10-9-1

ARKANSAS

Fred Thomsen
 John Barnhill.....
 John Barnhill.....
 Bowden Wyatt.....
 Frank Broyles.....

Dixie Classic 1-1-34
 Cotton 1-1-47
 Dixie 1-1-48
 Cotton 1-1-55
 Gator 1-2-60

Centenary (La.) 7-7
 LSU 0-0
 William & Mary 21-19
 Georgia Tech 6-14
 Georgia Tech 14-7

Frank Broyles.....
 Frank Broyles.....
 Frank Broyles.....
 Frank Broyles.....
 Frank Broyles.....

Cotton 1-2-61
 Sugar 1-1-62
 Sugar 1-1-63
 Cotton 1-1-65
 Cotton 1-1-66

Duke 6-7
 Alabama 3-10
 Mississippi 13-17
 Nebraska 10-7
 LSU 7-14

Frank Broyles.....
 Frank Broyles.....
 Frank Broyles.....
 Frank Broyles.....
 Lou Holtz.....

Sugar 1-1-69
 Sugar 1-1-70
 Liberty 12-20-71
 Cotton 1-1-76
 Orange 1-2-78

Georgia 16-2
 Mississippi 22-27
 Tennessee 13-14
 Georgia 31-10
 Oklahoma 31-6

Lou Holtz.....
 Lou Holtz.....
 Lou Holtz.....
 Lou Holtz.....
 Lou Holtz.....

Fiesta 12-25-78
 Sugar 1-1-80
 Hall of Fame 12-27-80
 Gator 12-28-81
 Bluebonnet 12-31-82

UCLA 10-10
 Alabama 9-24
 Tulane 34-15
 North Carolina 27-31
 Florida 28-24

Ken Hatfield.....
 Ken Hatfield.....
 Ken Hatfield.....
 Ken Hatfield.....
 Ken Hatfield.....

Liberty 12-27-84
 Holiday 12-22-85
 Orange 1-1-87
 Liberty 12-29-87
 Cotton 1-2-89

Auburn 15-21
 Arizona St. 18-17
 Oklahoma 8-42
 Georgia 17-20
 UCLA 3-17

Ken Hatfield.....
 Jack Crowe.....
 Danny Ford.....
 Houston Nutt.....
 Houston Nutt.....

Cotton 1-1-90
 Independence 12-29-91
 Carquest 12-30-95
 Florida Citrus 1-1-99
 Cotton 1-1-00

Tennessee 27-31
 Georgia 15-24
 North Carolina 10-20
 Michigan 31-45
 Texas 27-6

Houston Nutt.....
 Houston Nutt.....
 Houston Nutt.....
 Houston Nutt.....

Las Vegas 12-21-00
 Cotton 1-1-02
 Music City 12-30-02
 Independence 12-31-03

UNLV 14-31
 Oklahoma 3-10
 Minnesota 14-29
 Missouri 27-14

All bowls 11-20-3

ARMY

Jim Young
 Jim Young
 Jim Young
 Bob Sutton

Cherry 12-22-84
 Peach 12-31-85
 Sun 12-24-88
 Independence 12-31-96

Michigan St. 10-6
 Illinois 31-29
 Alabama 28-29
 Auburn 29-32

All bowls 2-2-0

AUBURN

Jack Meagher.....
 Jack Meagher.....
 Ralph "Shug" Jordan.....
 Ralph "Shug" Jordan.....
 Ralph "Shug" Jordan.....

Bacardi, Cuba 1-1-37
 Orange 1-1-38
 Gator 1-1-54
 Gator 12-31-54
 Gator 12-31-55

Villanova 7-7
 Michigan St. 6-0
 Texas Tech 13-35
 Baylor 33-13
 Vanderbilt 13-25

Ralph "Shug" Jordan.....
 Ralph "Shug" Jordan.....
 Ralph "Shug" Jordan.....
 Ralph "Shug" Jordan.....
 Ralph "Shug" Jordan.....

Orange 1-1-64
 Liberty 12-18-65
 Sun 12-28-68
 Bluebonnet 12-31-69
 Gator 1-2-71

Nebraska 7-13
 Mississippi 7-13
 Arizona 34-10
 Houston 7-36
 Mississippi 35-28

Ralph "Shug" Jordan.....
 Ralph "Shug" Jordan.....
 Ralph "Shug" Jordan.....
 Ralph "Shug" Jordan.....
 Ralph "Shug" Jordan.....

Sugar 1-1-72
 Gator 12-30-72
 Sun 12-29-73
 Gator 12-30-74
 Tangerine 12-18-82

Oklahoma 22-40
 Colorado 24-3
 Missouri 17-34
 Texas 27-3
 Boston College 33-26

Pat Dye.....
 Pat Dye.....
 Pat Dye.....
 Pat Dye.....
 Pat Dye.....

Sugar 1-2-84
 Liberty 12-27-84
 Cotton 1-1-86
 Florida Citrus 1-1-87
 Sugar 1-1-88

Michigan 9-7
 Arkansas 21-15
 Texas A&M 16-36
 Southern California 16-7
 Syracuse 16-16

School/Coach

Pat Dye
 Pat Dye
 Pat Dye
 Terry Bowden
 Terry Bowden
 Terry Bowden
 Tommy Tuberville.....
 Tommy Tuberville.....
 Tommy Tuberville.....
 Tommy Tuberville.....

Bowl/Date

Sugar 1-2-89
 Hall of Fame 1-1-90
 Peach 12-29-90
 Outback 1-1-96
 Independence 12-31-96
 Peach 1-2-98
 Florida Citrus 1-1-01
 Peach 12-31-01
 Capital One 1-1-03
 Music City 12-31-03

Opponent/Score

Florida St. 7-13
 Ohio St. 31-24
 Indiana 27-23
 Penn St. 14-43
 Army 33-29
 Clemson 21-17
 Michigan 28-31
 North Carolina 10-16
 Penn St. 13-9
 Wisconsin 28-14

All bowls 16-12-2

BALL ST.

Paul Schudel.....
 Paul Schudel.....
 Bill Lynch.....
 All bowls 0-3-0

California 12-9-89
 Las Vegas 12-17-93
 Las Vegas 12-19-96

Fresno St. 6-27
 Utah St. 33-42
 Nevada 15-18

BAYLOR

Bob Woodruff.....
 George Sauer.....
 George Sauer.....
 Sam Boyd.....
 John Bridgers.....

Dixie 1-1-49
 Orange 1-1-52
 Gator 12-31-54
 Sugar 1-1-57
 Gator 12-31-60

Wake Forest 20-7
 Georgia Tech 14-17
 Auburn 13-33
 Tennessee 13-7
 Florida 12-13

John Bridgers.....
 John Bridgers.....
 Grant Teaff.....
 Grant Teaff.....
 Grant Teaff.....

Gotham 12-9-61
 Bluebonnet 12-21-63
 Cotton 1-1-75
 Peach 12-31-79
 Cotton 1-1-81

Utah St. 24-9
 LSU 14-7
 Penn St. 20-41
 Clemson 24-18
 Alabama 2-30

Grant Teaff.....
 Grant Teaff.....
 Grant Teaff.....
 Grant Teaff.....
 Grant Teaff.....

Bluebonnet 12-31-83
 Liberty 12-27-85
 Bluebonnet 12-31-86
 Copper 12-31-91
 John Hancock 12-31-92

Oklahoma St. 14-24
 LSU 21-7
 Colorado 21-9
 Indiana 0-24
 Arizona 20-15

Chuck Reedy.....
 All bowls 8-8-0

Alamo 12-31-94

Washington St. 31-10

BOISE ST.

Dirk Koetter.....
 Dirk Koetter.....
 Dan Hawkins.....
 Dan Hawkins.....

Humanitarian 12-30-99
 Humanitarian 12-28-00
 Humanitarian 12-31-02
 Fort Worth 12-23-03

Louisville 34-31
 UTEP 38-23
 Iowa St. 34-16
 TCU 34-31

All bowls 4-0-0

BOSTON COLLEGE

Frank Leahy.....
 Frank Leahy.....
 Denny Myers.....
 Jack Bicknell.....
 Jack Bicknell.....

Cotton 1-1-40
 Sugar 1-1-41
 Orange 1-1-43
 Tangerine 12-18-82
 Liberty 12-29-83

Clemson 3-6
 Tennessee 19-13
 Alabama 21-37
 Auburn 26-33
 Notre Dame 18-19

Jack Bicknell.....
 Jack Bicknell.....
 Tom Coughlin.....
 Tom Coughlin.....
 Dan Henning.....

Cotton 1-1-85
 Hall of Fame 12-23-86
 Hall of Fame 1-1-93
 Carquest 1-1-94
 Aloha 12-25-94

Houston 45-28
 Georgia 27-24
 Tennessee 23-38
 Virginia 31-13
 Kansas St. 12-7

Tom O'Brien.....
 Tom O'Brien.....
 Tom O'Brien.....
 Tom O'Brien.....
 Tom O'Brien.....

Insight.com 12-31-99
 Aloha Classic 12-25-00
 Music City 12-28-01
 Motor City 12-26-02
 San Francisco 12-31-03

Colorado 28-62
 Arizona St. 31-17
 Georgia 20-16
 Toledo 51-25
 Colorado St. 35-21

All bowls 9-6-0

BOWLING GREEN

Doyt Perry.....
 Denny Stolz.....
 Denny Stolz.....
 Gary Blackney.....
 Gary Blackney.....

Mercy 11-23-61
 California 12-18-82
 California 12-14-85
 California 12-14-91
 Las Vegas 12-18-92

Fresno St. 6-36
 Fresno St. 28-29
 Fresno St. 7-51
 Fresno St. 28-21
 Nevada 35-34

Gregg Brandon.....
 All bowls 3-3-0

Motor City 12-26-03

Northwestern 28-24

BRIGHAM YOUNG

LaVell Edwards.....
 LaVell Edwards.....
 LaVell Edwards.....
 LaVell Edwards.....
 LaVell Edwards.....

Fiesta 12-28-74
 Tangerine 12-18-76
 Holiday 12-22-78
 Holiday 12-21-79
 Holiday 12-19-80

Oklahoma St. 6-16
 Oklahoma St. 21-49
 Navy 16-23
 Indiana 37-38
 Southern Methodist 46-45

LaVell Edwards.....
 LaVell Edwards.....
 LaVell Edwards.....
 LaVell Edwards.....
 LaVell Edwards.....

Holiday 12-18-81
 Holiday 12-17-82
 Holiday 12-23-83
 Holiday 12-21-84
 Florida Citrus 12-28-85

Washington St. 38-36
 Ohio St. 17-47
 Missouri 21-17
 Michigan 24-17
 Ohio St. 7-10

LaVell Edwards.....
 LaVell Edwards.....
 LaVell Edwards.....
 LaVell Edwards.....
 LaVell Edwards.....

Freedom 12-30-86
 All-American 12-22-87
 Freedom 12-29-88
 Holiday 12-29-89
 Holiday 12-29-90

UCLA 10-31
 Virginia 16-22
 Colorado 20-17
 Penn St. 39-50
 Texas A&M 14-65

School/Coach	Bowl/Date	Opponent/Score	School/Coach	Bowl/Date	Opponent/Score
LaVell Edwards	Holiday 12-30-91	Iowa 13-13	Bill McCartney	Blockbuster 12-28-91	Alabama 25-30
LaVell Edwards	Aloha 1-25-92	Kansas 20-23	Bill McCartney	Fiesta 1-1-93	Syracuse 22-26
LaVell Edwards	Holiday 12-30-93	Ohio St. 21-28	Bill McCartney	Aloha 12-25-93	Fresno St. 41-30
LaVell Edwards	Copper 12-29-94	Oklahoma 31-6	Bill McCartney	Fiesta 1-2-95	Notre Dame 41-24
LaVell Edwards	Cotton 1-1-97	Kansas St. 19-15	Rick Neuheisel	Cotton 1-1-96	Oregon 38-6
LaVell Edwards	Liberty 12-31-98	Tulane 27-41	Rick Neuheisel	Holiday 12-30-96	Washington 33-21
LaVell Edwards	Motor City 12-27-99	Marshall 3-21	Rick Neuheisel	Aloha Classic 12-25-98	Oregon 51-43
Gary Crowton	Liberty 12-31-01	Louisville 10-28	Gary Barnett	Insight.com 12-31-99	Boston College 62-28
All bowls 7-15-1			Gary Barnett	Fiesta 1-1-02	Oregon 16-38
CALIFORNIA			Gary Barnett	Alamo 12-28-02	Wisconsin 28-31 (ot)
Andy Smith	Rose 1-1-21	Ohio St. 28-0	All bowls 11-14-0		
Andy Smith	Rose 1-2-22	Wash. & Jeff. 0-0	COLORADO ST.		
Clarence "Nibs" Price	Rose 1-1-29	Georgia Tech 7-8	Bob Davis	Raisin 1-1-49	Occidental 20-21
Leonard "Stub" Allison	Rose 1-1-38	Alabama 13-0	Earle Bruce	Freedom 12-24-90	Oregon 32-31
Lynn "Pappy" Waldorf	Rose 1-1-49	Northwestern 14-20	Sonny Lubick	Holiday 12-30-94	Michigan 14-24
Lynn "Pappy" Waldorf	Rose 1-2-50	Ohio St. 14-17	Sonny Lubick	Holiday 12-29-95	Kansas St. 21-54
Lynn "Pappy" Waldorf	Rose 1-1-51	Michigan 6-14	Sonny Lubick	Holiday 12-29-97	Missouri 35-24
Pete Elliott	Rose 1-1-59	Iowa 12-38	Sonny Lubick	Liberty 12-31-99	Southern Miss. 17-23
Roger Theder	Garden State 12-15-79	Temple 17-28	Sonny Lubick	Liberty 12-29-00	Louisville 22-17
Bruce Snyder	Copper 12-31-90	Wyoming 17-15	Sonny Lubick	New Orleans 12-18-01	North Texas 45-20
Bruce Snyder	Florida Citrus 1-1-92	Clemson 37-13	Sonny Lubick	Liberty 12-31-02	TCU 3-17
Keith Gilbertson	Alamo 12-31-93	Iowa 37-3	Sonny Lubick	San Francisco 12-31-03	Boston College 21-35
Steve Mariucci	Aloha 12-25-96	Navy 38-42	All bowls 4-6-0		
Jeff Tedford	Insight 12-26-03	Virginia Tech 52-49	DUKE		
All bowls 6-7-1			Wallace Wade	Rose 1-2-39	Southern California 3-7
CENTRAL MICH.			Wallace Wade	Rose 1-1-42	Oregon St. 16-20
Herb Deromedi	California 12-8-90	San Jose St. 24-48	Eddie Cameron	Sugar 1-1-45	Alabama 29-26
Dick Flynn	Las Vegas 12-15-94	UNLV 24-52	Bill Murray	Orange 1-1-55	Nebraska 34-7
All bowls 0-2-0			Bill Murray	Orange 1-1-58	Oklahoma 21-48
CINCINNATI			Bill Murray	Cotton 1-2-61	Arkansas 7-6
Ray Nolting	Sun 1-1-47	Virginia Tech 18-6	Steve Spurrier	All-American 12-28-89	Texas Tech 21-49
Sid Gillman	Sun 1-1-51	West Tex. A&M 13-14	Fred Goldsmith	Hall of Fame 1-2-95	Wisconsin 20-34
Rick Minter	Humanitarian 12-29-97	Utah St. 35-19	All bowls 3-5-0		
Rick Minter	Motor City 12-27-00	Marshall 14-25	EAST CARO.		
Rick Minter	Motor City 12-29-01	Toledo 16-23	Pat Dye	Independence 12-16-78	Louisiana Tech 35-13
Rick Minter	New Orleans 12-17-02	North Texas 19-24	Bill Lewis	Peach 1-1-92	North Carolina St. 37-34
All bowls 2-4-0			Steve Logan	Liberty 12-31-94	Illinois 0-30
CLEMSON			Steve Logan	Liberty 12-30-95	Stanford 19-13
Jess Neely	Cotton 1-1-40	Boston College 6-3	Steve Logan	Mobile Alabama 12-22-99	TCU 14-28
Frank Howard	Gator 1-1-49	Missouri 24-23	Steve Logan	galleryfurniture.com 12-27-00	Texas Tech 40-27
Frank Howard	Orange 1-1-51	Miami (Fla.) 15-14	Steve Logan	GMAC 12-19-01	Marshall 61-64 (2 ot)
Frank Howard	Gator 1-1-52	Miami (Fla.) 0-14	All bowls 4-3-0		
Frank Howard	Orange 1-1-57	Colorado 21-27	EASTERN MICH.		
Frank Howard	Sugar 1-1-59	LSU 0-7	Jim Harkema	California 12-12-87	San Jose St. 30-27
Frank Howard	Bluebonnet 12-19-59	TCU 23-7	All bowls 1-0-0		
Charley Pell	Gator 12-30-77	Pittsburgh 3-34	FLORIDA		
Danny Ford	Gator 12-29-78	Ohio St. 17-15	Bob Woodruff	Gator 1-1-53	Tulsa 14-13
Danny Ford	Peach 12-31-79	Baylor 18-24	Bob Woodruff	Gator 12-27-58	Mississippi 3-7
Danny Ford	Orange 1-1-82	Nebraska 22-15	Ray Graves	Gator 12-31-60	Baylor 13-12
Danny Ford	Independence 12-21-85	Minnesota 13-20	Ray Graves	Gator 12-29-62	Penn St. 17-7
Danny Ford	Gator 12-27-86	Stanford 27-21	Ray Graves	Sugar 1-1-66	Missouri 18-20
Danny Ford	Florida Citrus 1-1-88	Penn St. 35-10	Ray Graves	Orange 1-2-67	Georgia Tech 27-12
Danny Ford	Florida Citrus 1-2-89	Oklahoma 23-6	Ray Graves	Gator 12-27-69	Tennessee 14-13
Danny Ford	Gator 12-30-89	West Virginia 27-7	Doug Dickey	Tangerine 12-22-73	Miami (Ohio) 7-16
Ken Hatfield	Hall of Fame 1-1-91	Illinois 30-0	Doug Dickey	Sugar 12-31-74	Nebraska 10-13
Ken Hatfield	Florida Citrus 1-1-92	California 13-37	Doug Dickey	Gator 12-29-75	Maryland 0-13
Tommy West	Peach 12-31-93	Kentucky 14-13	Doug Dickey	Sun 1-2-77	Texas A&M 14-37
Tommy West	Gator 1-1-96	Syracuse 0-41	Charley Pell	Tangerine 12-20-80	Maryland 35-20
Tommy West	Peach 12-28-96	LSU 7-10	Charley Pell	Peach 12-31-81	West Virginia 6-26
Tommy West	Peach 1-2-98	Auburn 17-21	Charley Pell	Bluebonnet 12-31-82	Arkansas 24-28
Tommy Bowden	Peach 12-30-99	Mississippi St. 7-17	Charley Pell	Gator 12-30-83	Iowa 14-6
Tommy Bowden	Gator 1-1-01	Virginia Tech 20-41	Galen Hall	Aloha 12-25-87	UCLA 16-20
Tommy Bowden	Humanitarian 12-31-01	Louisiana Tech 49-24	Galen Hall	All-American 12-29-88	Illinois 14-10
Tommy Bowden	Mazda Tangerine 12-23-02	Texas Tech 15-55	Gary Darnell	Freedom 12-30-89	Washington 7-34
Tommy Bowden	Peach 1-2-04	Tennessee 27-14	Steve Spurrier	Sugar 1-1-92	Notre Dame 28-39
All bowls 14-13-0			Steve Spurrier	Gator 12-31-92	North Carolina St. 27-10
COLORADO			Steve Spurrier	Sugar 1-1-94	West Virginia 41-7
Bernard "Bunnie" Oaks	Cotton 1-1-38	Rice 14-28	Steve Spurrier	Sugar 1-2-95	Florida St. 17-23
Dallas Ward	Orange 1-1-57	Clemson 27-21	Steve Spurrier	Fiesta 1-2-96	Nebraska 24-62
Sonny Grandelius	Orange 1-1-62	LSU 7-25	Steve Spurrier	Sugar 1-2-97	Florida St. 52-20
Eddie Crowder	Bluebonnet 12-23-67	Miami (Fla.) 31-21	Steve Spurrier	Florida Citrus 1-1-98	Penn St. 21-6
Eddie Crowder	Liberty 12-13-69	Alabama 47-33	Steve Spurrier	Orange 1-2-99	Syracuse 31-10
Eddie Crowder	Liberty 12-12-70	Tulane 3-17	Steve Spurrier	Florida Citrus 1-1-00	Michigan St. 34-37
Eddie Crowder	Bluebonnet 12-31-71	Houston 29-17	Steve Spurrier	Sugar 1-2-01	Miami (Fla.) 20-37
Eddie Crowder	Gator 12-30-72	Auburn 3-24	Steve Spurrier	Orange 1-2-02	Maryland 56-23
Bill Mallory	Bluebonnet 12-27-75	Texas 21-38	Ron Zook	Outback 1-1-03	Michigan 30-38
Bill Mallory	Orange 1-1-77	Ohio St. 10-27	Ron Zook	Outback 1-1-04	Iowa 17-37
Bill McCartney	Freedom 12-30-85	Washington 17-20	All bowls 14-17-0		
Bill McCartney	Bluebonnet 12-31-86	Baylor 9-21			
Bill McCartney	Freedom 12-29-88	Brigham Young 17-20			
Bill McCartney	Orange 1-1-90	Notre Dame 6-21			
Bill McCartney	Orange 1-1-91	Notre Dame 10-9			

School/Coach	Bowl/Date	Opponent/Score
FLORIDA ST.		
Tom Nugent	Sun 1-1-55	UTEP 20-47
Tom Nugent	Bluegrass 12-13-58	Oklahoma St. 6-15
Bill Peterson	Gator 1-2-65	Oklahoma 36-19
Bill Peterson	Sun 12-24-66	Wyoming 20-28
Bill Peterson	Gator 12-30-67	Penn St. 17-17
Bill Peterson	Peach 12-30-68	LSU 27-31
Larry Jones	Fiesta 12-27-71	Arizona St. 38-45
Bobby Bowden	Tangerine 12-23-77	Texas Tech 40-17
Bobby Bowden	Orange 1-1-80	Oklahoma 7-24
Bobby Bowden	Orange 1-1-81	Oklahoma 17-18
Bobby Bowden	Gator 12-30-82	West Virginia 31-12
Bobby Bowden	Peach 12-30-83	North Carolina 28-3
Bobby Bowden	Florida Citrus 12-22-84	Georgia 17-17
Bobby Bowden	Gator 12-30-85	Oklahoma St. 34-23
Bobby Bowden	All-American 12-31-86	Indiana 27-13
Bobby Bowden	Fiesta 1-1-88	Nebraska 31-28
Bobby Bowden	Sugar 1-2-89	Auburn 13-7
Bobby Bowden	Fiesta 1-1-90	Nebraska 41-17
Bobby Bowden	Blockbuster 12-28-90	Penn St. 24-17
Bobby Bowden	Cotton 1-1-92	Texas A&M 10-2
Bobby Bowden	Orange 1-1-93	Nebraska 27-14
Bobby Bowden	Orange 1-1-94	Nebraska 18-16
Bobby Bowden	Sugar 1-2-95	Florida 23-17
Bobby Bowden	Orange 1-1-96	Notre Dame 31-26
Bobby Bowden	Sugar 1-2-97	Florida 20-52
Bobby Bowden	Sugar 1-1-98	Ohio St. 31-14
Bobby Bowden	Fiesta 1-4-99	Tennessee 16-23
Bobby Bowden	Sugar 1-4-00	Virginia Tech 46-29
Bobby Bowden	Orange 1-3-01	Oklahoma 2-13
Bobby Bowden	Gator 1-1-02	Virginia Tech 30-17
Bobby Bowden	Sugar 1-1-03	Georgia 13-26
Bobby Bowden	Orange 1-1-04	Miami (Fla.) 14-16
All bowls 18-12-2		
FRESNO ST.		
Alvin "Pix" Pierson	Raisin 1-1-46	Drake 12-13
Cecil Coleman	Mercy 11-23-61	Bowling Green 36-6
Jim Sweeney	California 12-18-82	Bowling Green 29-28
Jim Sweeney	California 12-14-85	Bowling Green 51-7
Jim Sweeney	California 12-10-88	Western Mich. 35-30
Jim Sweeney	California 12-9-89	Ball St. 27-6
Jim Sweeney	California 12-14-91	Bowling Green 21-28
Jim Sweeney	Freedom 12-29-92	Southern California 24-7
Jim Sweeney	Aloha 12-25-93	Colorado 30-41
Pat Hill	Las Vegas 12-18-99	Utah 16-17
Pat Hill	Silicon Valley 12-31-00	Air Force 34-37
Pat Hill	Silicon Valley 12-31-01	Michigan St. 35-44
Pat Hill	Silicon Valley 12-31-02	Georgia Tech 30-21
Pat Hill	Silicon Valley 12-30-03	UCLA 17-9
All bowls 8-6-0		
GEORGIA		
Wally Butts	Orange 1-1-42	TCU 40-26
Wally Butts	Rose 1-1-43	UCLA 9-0
Wally Butts	Oil 1-1-46	Tulsa 20-6
Wally Butts	Sugar 1-1-47	North Carolina 20-10
Wally Butts	Gator 1-1-48	Maryland 20-20
Wally Butts	Orange 1-1-49	Texas 28-41
Wally Butts	Presidential 12-9-50	Texas A&M 20-40
Wally Butts	Orange 1-1-60	Missouri 14-0
Vince Dooley	Sun 12-26-64	Texas Tech 7-0
Vince Dooley	Cotton 12-31-66	Southern Methodist 24-9
Vince Dooley	Liberty 12-16-67	North Carolina St. 7-14
Vince Dooley	Sugar 1-1-69	Arkansas 2-16
Vince Dooley	Sun 12-20-69	Nebraska 6-45
Vince Dooley	Gator 12-31-71	North Carolina 7-3
Vince Dooley	Peach 12-28-73	Maryland 17-16
Vince Dooley	Tangerine 12-21-74	Miami (Ohio) 10-21
Vince Dooley	Cotton 1-1-76	Arkansas 10-31
Vince Dooley	Sugar 1-1-77	Pittsburgh 3-27
Vince Dooley	Bluebonnet 12-31-78	Stanford 22-25
Vince Dooley	Sugar 1-1-81	Notre Dame 17-10
Vince Dooley	Sugar 1-1-82	Pittsburgh 20-24
Vince Dooley	Sugar 1-1-83	Penn St. 23-27
Vince Dooley	Cotton 1-2-84	Texas 10-9
Vince Dooley	Florida Citrus 12-22-84	Florida St. 17-17
Vince Dooley	Sun 12-28-85	Arizona 13-13
Vince Dooley	Hall of Fame 12-23-86	Boston College 24-27
Vince Dooley	Liberty 12-29-87	Arkansas 20-17
Vince Dooley	Gator 1-1-89	Michigan St. 34-27
Ray Goff	Peach 12-30-89	Syracuse 18-19
Ray Goff	Independence 12-29-91	Arkansas 24-15
Ray Goff	Florida Citrus 1-1-93	Ohio St. 21-14
Ray Goff	Peach 12-30-95	Wisconsin 27-34
Jim Donnan	Outback 1-1-98	Wisconsin 33-6

School/Coach	Bowl/Date	Opponent/Score
Jim Donnan	Peach 12-31-98	Virginia 35-33
Jim Donnan	Outback 1-1-00	Purdue 28-25 (ot)
Jim Donnan	Oahu Classic 12-24-00	Virginia 37-14
Mark Richt	Music City 12-28-01	Boston College 16-20
Mark Richt	Sugar 1-1-03	Florida St. 26-13
Mark Richt	Capital One 1-1-04	Purdue 34-27 (ot)
All bowls 21-15-3		
GEORGIA TECH		
Bill Alexander	Rose 1-1-29	California 8-7
Bill Alexander	Orange 1-1-40	Missouri 21-7
Bill Alexander	Cotton 1-1-43	Texas 7-14
Bill Alexander	Sugar 1-1-44	Tulsa 20-18
Bill Alexander	Orange 1-1-45	Tulsa 12-26
Bobby Dodd	Oil 1-1-47	St. Mary's (Cal.) 41-19
Bobby Dodd	Orange 1-1-48	Kansas 20-14
Bobby Dodd	Orange 1-1-52	Baylor 17-14
Bobby Dodd	Sugar 1-1-53	Mississippi 24-7
Bobby Dodd	Sugar 1-1-54	West Virginia 42-19
Bobby Dodd	Cotton 1-1-55	Arkansas 14-6
Bobby Dodd	Sugar 1-2-56	Pittsburgh 7-0
Bobby Dodd	Gator 12-29-56	Pittsburgh 21-14
Bobby Dodd	Gator 1-2-60	Arkansas 7-14
Bobby Dodd	Gator 12-30-61	Penn St. 15-30
Bobby Dodd	Bluebonnet 12-22-62	Missouri 10-14
Bobby Dodd	Gator 12-31-65	Texas Tech 31-21
Bobby Dodd	Orange 1-2-67	Florida 12-27
Bud Carson	Sun 12-19-70	Texas Tech 17-9
Bud Carson	Peach 12-30-71	Mississippi 18-41
Bill Fulcher	Liberty 12-18-72	Iowa St. 31-30
Pepper Rodgers	Peach 12-25-78	Purdue 21-41
Bill Curry	Hall of Fame 12-31-85	Michigan St. 17-14
Bobby Ross	Florida Citrus 1-1-91	Nebraska 45-21
Bobby Ross	Aloha 12-25-91	Stanford 18-17
George O'Leary	Carquest 12-29-97	West Virginia 35-30
George O'Leary	Gator 1-1-99	Notre Dame 35-28
George O'Leary	Gator 1-1-00	Miami (Fla.) 13-28
George O'Leary	Peach 12-29-00	LSU 14-28
Mac McWhorter	Seattle 12-27-01	Stanford 24-14
Chan Gailey	Silicon Valley 12-31-02	Fresno St. 21-30
Chan Gailey	Humanitarian 1-3-04	Tulsa 52-10
All bowls 21-11-0		
HAWAII		
Bob Wagner	Aloha 12-25-89	Michigan St. 13-33
Bob Wagner	Holiday 12-30-92	Illinois 27-17
June Jones	Oahu Classic 12-25-99	Oregon St. 23-17
June Jones	Hawaii 12-25-02	Tulane 28-36
June Jones	Hawaii 12-25-03	Houston 54-48 (3 ot)
All bowls 3-2-0		
HOUSTON		
Clyde Lee	Salad 1-1-52	Dayton 26-21
Bill Yeoman	Tangerine 12-22-62	Miami (Ohio) 49-21
Bill Yeoman	Bluebonnet 12-31-69	Auburn 36-7
Bill Yeoman	Bluebonnet 12-31-71	Colorado 17-29
Bill Yeoman	Bluebonnet 12-29-73	Tulane 47-7
Bill Yeoman	Bluebonnet 12-23-74	North Carolina St. 31-31
Bill Yeoman	Cotton 1-1-77	Maryland 30-21
Bill Yeoman	Cotton 1-1-79	Notre Dame 34-35
Bill Yeoman	Cotton 1-1-80	Nebraska 17-14
Bill Yeoman	Garden State 12-14-80	Navy 35-0
Bill Yeoman	Sun 12-26-81	Oklahoma 14-40
Bill Yeoman	Cotton 1-1-85	Boston College 28-45
Jack Pardee	Aloha 12-25-88	Washington St. 22-24
Kim Helton	Liberty 12-27-96	Syracuse 17-30
Art Briles	Hawaii 12-25-03	Hawaii 48-54 (3 ot)
All bowls 7-7-1		
IDAHO		
Chris Torney	Humanitarian 12-30-98	Southern Miss. 42-35
All bowls 1-0-0		
ILLINOIS		
Ray Eliot	Rose 1-1-47	UCLA 45-14
Ray Eliot	Rose 1-1-52	Stanford 40-7
Pete Elliott	Rose 1-1-64	Washington 17-7
Mike White	Liberty 12-29-82	Alabama 15-21
Mike White	Rose 1-2-84	UCLA 9-45
Mike White	Peach 12-31-85	Army 29-31
John Mackovic	All-American 12-29-88	Florida 10-14
John Mackovic	Florida Citrus 1-1-90	Virginia 31-21
John Mackovic	Hall of Fame 1-1-91	Clemson 0-30
Lou Tepper	John Hancock 12-31-91	UCLA 3-6
Lou Tepper	Holiday 12-30-92	Hawaii 17-27
Lou Tepper	Liberty 12-31-94	East Caro. 30-0

School/Coach	Bowl/Date	Opponent/Score	School/Coach	Bowl/Date	Opponent/Score
Ron Turner.....	Micronpc.com 12-30-99	Virginia 63-21	Hal Mumme.....	Outback 1-1-99	Penn St. 14-26
Ron Turner.....	Sugar 1-1-02	LSU 34-47	Hal Mumme.....	Music City 12-29-99	Syracuse 13-20
All bowls 6-8-0			All bowls 5-5-0		
INDIANA			LSU		
John Pont.....	Rose 1-1-68	Southern California 3-14	Bernie Moore.....	Sugar 1-1-36	TCU 2-3
Lee Corso.....	Holiday 12-21-79	Brigham Young 38-37	Bernie Moore.....	Sugar 1-1-37	Santa Clara 14-21
Bill Mallory.....	All-American 12-31-86	Florida St. 13-27	Bernie Moore.....	Sugar 1-1-38	Santa Clara 0-6
Bill Mallory.....	Peach 1-2-88	Tennessee 22-27	Bernie Moore.....	Orange 1-1-44	Texas A&M 19-14
Bill Mallory.....	Liberty 12-28-88	South Carolina 34-10	Bernie Moore.....	Cotton 1-1-47	Arkansas 0-0
Bill Mallory.....	Peach 12-29-90	Auburn 23-27	Gaynell Tinsley.....	Sugar 1-2-50	Oklahoma 0-35
Bill Mallory.....	Copper 12-31-91	Baylor 24-0	Paul Dietzel.....	Sugar 1-1-59	Clemson 7-0
Bill Mallory.....	Independence 12-31-93	Virginia Tech 20-45	Paul Dietzel.....	Sugar 1-1-60	Mississippi 0-21
All bowls 3-5-0			Paul Dietzel.....	Orange 1-1-62	Colorado 25-7
IOWA			Charlie McClendon.....	Cotton 1-1-63	Texas 13-0
Forest Evashevski.....	Rose 1-1-57	Oregon St. 35-19	Charlie McClendon.....	Bluebonnet 12-21-63	Baylor 7-14
Forest Evashevski.....	Rose 1-1-59	California 38-12	Charlie McClendon.....	Sugar 1-1-65	Syracuse 13-10
Hayden Fry.....	Rose 1-1-82	Washington 0-28	Charlie McClendon.....	Cotton 1-1-66	Arkansas 14-7
Hayden Fry.....	Peach 12-31-82	Tennessee 28-22	Charlie McClendon.....	Sugar 1-1-68	Wyoming 20-13
Hayden Fry.....	Gator 12-30-83	Florida 6-14	Charlie McClendon.....	Peach 12-30-68	Florida St. 31-27
Hayden Fry.....	Freedom 12-26-84	Texas 55-17	Charlie McClendon.....	Orange 1-1-71	Nebraska 12-17
Hayden Fry.....	Rose 1-1-86	UCLA 28-45	Charlie McClendon.....	Sun 12-18-71	Iowa St. 33-15
Hayden Fry.....	Holiday 12-30-86	San Diego St. 39-38	Charlie McClendon.....	Bluebonnet 12-30-72	Tennessee 17-24
Hayden Fry.....	Holiday 12-30-87	Wyoming 20-19	Charlie McClendon.....	Orange 1-1-74	Penn St. 9-16
Hayden Fry.....	Peach 12-31-88	North Carolina St. 23-28	Charlie McClendon.....	Sun 12-31-77	Stanford 14-24
Hayden Fry.....	Rose 1-1-91	Washington 34-46	Charlie McClendon.....	Liberty 12-23-78	Missouri 15-20
Hayden Fry.....	Holiday 12-30-91	Brigham Young 13-13	Charlie McClendon.....	Tangerine 12-22-79	Wake Forest 34-10
Hayden Fry.....	Alamo 12-31-93	California 3-37	Jerry Stovall.....	Orange 1-1-83	Nebraska 20-21
Hayden Fry.....	Sun 12-29-95	Washington 38-18	Bill Arnsparger.....	Sugar 1-1-85	Nebraska 10-28
Hayden Fry.....	Alamo 12-29-96	Texas Tech 27-0	Bill Arnsparger.....	Liberty 12-27-85	Baylor 7-21
Hayden Fry.....	Sun 12-31-97	Arizona St. 7-17	Bill Arnsparger.....	Sugar 1-1-87	Nebraska 15-30
Kirk Ferentz.....	Alamo 12-29-01	Texas Tech 16-13	Mike Archer.....	Gator 12-31-87	South Carolina 30-13
Kirk Ferentz.....	Orange 1-2-03	Southern California 17-38	Mike Archer.....	Hall of Fame 1-2-89	Syracuse 10-23
Kirk Ferentz.....	Outback 1-1-04	Florida 37-17	Gerry DiNardo.....	Independence 12-29-95	Michigan St. 45-26
All bowls 10-8-1			Gerry DiNardo.....	Peach 12-28-96	Clemson 10-7
IOWA ST.			Gerry DiNardo.....	Independence 12-28-97	Notre Dame 27-9
Johnny Majors.....	Sun 12-18-71	LSU 15-33	Nick Saban.....	Peach 12-29-00	Georgia Tech 28-14
Johnny Majors.....	Liberty 12-18-72	Georgia Tech 30-31	Nick Saban.....	Sugar 1-1-02	Illinois 47-34
Earle Bruce.....	Peach 12-31-77	North Carolina St. 14-24	Nick Saban.....	Cotton 1-1-03	Texas 20-35
Earle Bruce.....	Hall of Fame 12-20-78	Texas A&M 12-28	Nick Saban.....	Sugar 1-4-04	Oklahoma 21-14
Dan McCarney.....	Insight.com 12-28-00	Pittsburgh 37-29	All bowls 17-17-1		
Dan McCarney.....	Independence 12-27-01	Alabama 13-14	LOUISIANA TECH		
Dan McCarney.....	Humanitarian 12-31-02	Boise St. 16-34	Maxie Lambright.....	Independence 12-17-77	Louisville 24-14
All bowls 1-6-0			Maxie Lambright.....	Independence 12-16-78	East Caro. 13-35
KANSAS			Joe Raymond Peace.....	Independence 12-15-90	Maryland 34-34
George Sauer.....	Orange 1-1-48	Georgia Tech 14-20	Jack Bicknell III.....	Humanitarian 12-31-01	Clemson 24-49
Jack Mitchell.....	Bluebonnet 12-16-61	Rice 33-7	All bowls 1-2-1		
Pepper Rodgers.....	Orange 1-1-69	Penn St. 14-15	LOUISVILLE		
Don Fambrough.....	Liberty 12-17-73	North Carolina St. 18-31	Frank Camp.....	Sun 1-1-58	Drake 34-20
Bud Moore.....	Sun 12-26-75	Pittsburgh 19-33	Lee Corso.....	Pasadena 12-19-70	Long Beach St. 24-24
Don Fambrough.....	Hall of Fame 12-31-81	Mississippi St. 0-10	Vince Gibson.....	Independence 12-17-77	Louisiana Tech 14-24
Glen Mason.....	Aloha 12-25-92	Brigham Young 23-20	Howard Schnellenberger.....	Fiesta 1-1-91	Alabama 34-7
Glen Mason.....	Aloha 12-25-95	UCLA 51-30	Howard Schnellenberger.....	Liberty 12-28-93	Michigan St. 18-7
Mark Mangino.....	Tangerine 12-22-03	North Carolina St. 26-56	John L. Smith.....	Motor City 12-23-98	Marshall 29-48
All bowls 3-6-0			John L. Smith.....	Humanitarian 12-30-99	Boise St. 31-34
KANSAS ST.			John L. Smith.....	Liberty 12-29-00	Colorado St. 17-22
Jim Dickey.....	Independence 12-11-82	Wisconsin 3-14	John L. Smith.....	Liberty 12-31-01	Brigham Young 28-10
Bill Snyder.....	Copper 12-29-93	Wyoming 52-17	John L. Smith.....	GMAC 12-18-02	Marshall 15-38
Bill Snyder.....	Aloha 12-25-94	Boston College 7-12	Bobby Petrino.....	GMAC 12-18-03	Miami (Ohio) 28-49
Bill Snyder.....	Holiday 12-29-95	Colorado St. 54-21	All bowls 4-6-1		
Bill Snyder.....	Cotton 1-1-97	Brigham Young 15-19	MARSHALL		
Bill Snyder.....	Fiesta 12-31-97	Syracuse 35-18	Bob Pruett.....	Motor City 12-26-97	Mississippi 31-34
Bill Snyder.....	Alamo 12-29-98	Purdue 34-37	Bob Pruett.....	Motor City 12-23-98	Louisville 48-29
Bill Snyder.....	Holiday 12-29-99	Washington 24-20	Bob Pruett.....	Motor City 12-27-99	Brigham Young 21-3
Bill Snyder.....	Cotton 1-1-01	Tennessee 35-21	Bob Pruett.....	Motor City 12-27-00	Cincinnati 25-14
Bill Snyder.....	Insight.com 12-29-01	Syracuse 3-26	Bob Pruett.....	GMAC 12-19-01	East Caro. 64-61 (2 ot)
Bill Snyder.....	Holiday 12-27-02	Arizona St. 34-27	Bob Pruett.....	GMAC 12-18-02	Louisville 38-15
Bill Snyder.....	Fiesta 1-2-04	Ohio St. 28-35	All bowls 5-1-0		
All bowls 6-6-0			MARYLAND		
KENT ST.			Jim Tatum.....	Gator 1-1-48	Georgia 20-20
Don James.....	Tangerine 12-29-72	Tampa 18-21	Jim Tatum.....	Gator 1-2-50	Missouri 20-7
All bowls 0-1-0			Jim Tatum.....	Sugar 1-1-52	Tennessee 28-13
KENTUCKY			Jim Tatum.....	Orange 1-1-54	Oklahoma 0-7
Paul "Bear" Bryant.....	Great Lakes 12-6-47	Villanova 24-14	Jim Tatum.....	Orange 1-2-56	Oklahoma 6-20
Paul "Bear" Bryant.....	Orange 1-2-50	Santa Clara 13-21	Jerry Claiborne.....	Peach 12-28-73	Georgia 16-17
Paul "Bear" Bryant.....	Sugar 1-1-51	Oklahoma 13-7	Jerry Claiborne.....	Liberty 12-16-74	Tennessee 3-7
Paul "Bear" Bryant.....	Cotton 1-1-52	TCU 20-7	Jerry Claiborne.....	Gator 12-29-75	Florida 13-0
Fran Curci.....	Peach 12-31-76	North Carolina 21-0	Jerry Claiborne.....	Cotton 1-1-77	Houston 21-30
Jerry Claiborne.....	Hall of Fame 12-22-83	West Virginia 16-20	Jerry Claiborne.....	Hall of Fame 12-22-77	Minnesota 17-7
Jerry Claiborne.....	Hall of Fame 12-29-84	Wisconsin 20-19	Jerry Claiborne.....	Sun 12-23-78	Texas 0-42
Bill Curry.....	Peach 12-31-93	Clemson 13-14	Jerry Claiborne.....	Tangerine 12-20-80	Florida 20-35
			Bobby Ross.....	Aloha 12-25-82	Washington 20-21

School/Coach	Bowl/Date	Opponent/Score
Bobby Ross	Florida Citrus 12-17-83	Tennessee 23-30
Bobby Ross	Sun 12-22-84	Tennessee 28-27
Bobby Ross	Cherry 12-21-85	Syracuse 35-18
Joe Krivak	Independence 12-15-90	Louisiana Tech 34-34
Ralph Friedgen	Orange 1-2-02	Florida 23-56
Ralph Friedgen	Peach 12-31-02	Tennessee 30-3
Ralph Friedgen	Gator 1-1-04	West Virginia 41-7
All bowls 8-10-2		
MEMPHIS		
Billy Murphy	Pasadena 12-18-71	San Jose St. 28-9
Tommy West	New Orleans 12-16-03	North Texas 27-17
All bowls 2-0-0		
MIAMI (FLA.)		
Tom McCann	Orange 1-1-35	Bucknell 0-26
Jack Harding	Orange 1-1-46	Holy Cross 13-6
Andy Gustafson	Orange 1-1-51	Clemson 14-15
Andy Gustafson	Gator 1-1-52	Clemson 14-0
Andy Gustafson	Liberty 12-16-61	Syracuse 14-15
Andy Gustafson	Gotham 12-15-62	Nebraska 34-36
Charlie Tate	Liberty 12-10-66	Virginia Tech 14-7
Charlie Tate	Bluebonnet 12-31-67	Colorado 21-31
Howard Schnellenberger	Peach 1-2-81	Virginia Tech 20-10
Howard Schnellenberger	Orange 1-2-84	Nebraska 31-30
Jimmy Johnson	Fiesta 1-1-85	UCLA 37-39 Jimmy
Jimmy Johnson	Sugar 1-1-86	Tennessee 7-35
Jimmy Johnson	Fiesta 1-2-87	Penn St. 10-14
Jimmy Johnson	Orange 1-1-88	Oklahoma 20-14
Jimmy Johnson	Orange 1-2-89	Nebraska 23-3
Dennis Erickson	Sugar 1-1-90	Alabama 33-25
Dennis Erickson	Cotton 1-1-91	Texas 46-3
Dennis Erickson	Orange 1-1-92	Nebraska 22-0
Dennis Erickson	Sugar 1-1-93	Alabama 13-34
Dennis Erickson	Fiesta 1-1-94	Arizona 0-29
Dennis Erickson	Orange 1-1-95	Nebraska 17-24
Butch Davis	Carquest 12-27-96	Virginia 31-21
Butch Davis	Micron PC 12-29-98	North Carolina St. 46-23
Butch Davis	Gator 1-1-00	Georgia Tech 28-13
Butch Davis	Sugar 1-2-01	Florida 37-20
Larry Coker	Rose 1-3-02	Nebraska 37-14
Larry Coker	Fiesta 1-3-03	Ohio St. 24-31 (2 ot)
Larry Coker	Orange 1-1-04	Florida St. 16-14
All bowls 16-12-0		
MIAMI (OHIO)		
Sid Gillman	Sun 1-1-48	Texas Tech 13-12
Woody Hayes	Salad 1-1-51	Arizona St. 34-21
John Pont	Tangerine 12-22-62	Houston 21-49
Bill Mallory	Tangerine 12-22-73	Florida 16-7
Dick Crum	Tangerine 12-21-74	Georgia 21-10
Dick Crum	Tangerine 12-20-75	South Carolina 20-7
Tim Rose	California 12-13-86	San Jose St. 7-37
Terry Hoepfner	GMAC 12-18-03	Louisville 49-28
All bowls 6-2-0		
MICHIGAN		
Fielding "Hurry Up" Yost	Rose 1-1-02	Stanford 49-0
H.O. "Fritz" Crisler	Rose 1-1-48	Southern California 49-0
Bennie Oosterbaan	Rose 1-1-51	California 14-6
Chalmers "Bump" Elliott	Rose 1-1-65	Oregon St. 34-7
Glenn "Bo" Schembechler	Rose 1-1-70	Southern California 3-10
Glenn "Bo" Schembechler	Rose 1-1-72	Stanford 12-13
Glenn "Bo" Schembechler	Orange 1-1-76	Oklahoma 6-14
Glenn "Bo" Schembechler	Rose 1-1-77	Southern California 6-14
Glenn "Bo" Schembechler	Rose 1-2-78	Washington 20-27
Glenn "Bo" Schembechler	Rose 1-1-79	Southern California 10-17
Glenn "Bo" Schembechler	Gator 12-28-79	North Carolina 15-17
Glenn "Bo" Schembechler	Rose 1-1-81	Washington 23-6
Glenn "Bo" Schembechler	Bluebonnet 12-31-81	UCLA 33-14
Glenn "Bo" Schembechler	Rose 1-1-83	UCLA 14-24
Glenn "Bo" Schembechler	Sugar 1-2-84	Auburn 7-9
Glenn "Bo" Schembechler	Holiday 12-21-84	Brigham Young 17-24
Glenn "Bo" Schembechler	Fiesta 1-1-86	Nebraska 27-23
Glenn "Bo" Schembechler	Rose 1-1-87	Arizona St. 15-22
Glenn "Bo" Schembechler	Hall of Fame 1-2-88	Alabama 28-24
Glenn "Bo" Schembechler	Rose 1-2-89	Southern California 22-14
Glenn "Bo" Schembechler	Rose 1-1-90	Southern California 10-17
Gary Moeller	Gator 1-1-91	Mississippi 35-3
Gary Moeller	Rose 1-1-92	Washington 14-34
Gary Moeller	Rose 1-1-93	Washington 38-31
Gary Moeller	Hall of Fame 1-1-94	North Carolina St. 42-7
Gary Moeller	Holiday 12-30-94	Colorado St. 24-14
Lloyd Carr	Alamo 12-28-95	Texas A&M 20-22
Lloyd Carr	Outback 1-1-97	Alabama 14-17

School/Coach	Bowl/Date	Opponent/Score
Lloyd Carr	Rose 1-1-98	Washington St. 21-16
Lloyd Carr	Florida Citrus 1-1-99	Arkansas 45-31
Lloyd Carr	Orange 1-1-00	Alabama 35-34 (ot)
Lloyd Carr	Florida Citrus 1-1-01	Auburn 31-28
Lloyd Carr	Florida Citrus 1-1-02	Tennessee 17-45
Lloyd Carr	Outback 1-1-03	Florida 38-30
Lloyd Carr	Rose 1-1-04	Southern California 14-28
All bowls 18-17-0		
MICHIGAN ST.		
Charlie Bachman	Orange 1-1-38	Auburn 0-6
Clarence "Biggie" Munn	Rose 1-1-54	UCLA 28-20
Duffy Daugherty	Rose 1-2-56	UCLA 17-14
Duffy Daugherty	Rose 1-1-66	UCLA 12-14
George Perles	Cherry 12-22-84	Army 6-10
George Perles	Hall of Fame 12-31-85	Georgia Tech 14-17
George Perles	Rose 1-1-88	Southern California 20-17
George Perles	Gator 1-1-89	Georgia 27-34
George Perles	Aloha 12-25-89	Hawaii 33-13
George Perles	John Hancock 12-31-90	Southern California 17-6
George Perles	Liberty 12-28-93	Louisville 7-18
Nick Saban	Independence 12-29-95	LSU 26-45
Nick Saban	Sun 12-31-96	Stanford 0-38
Nick Saban	Aloha 12-25-97	Washington 23-51
Bobby Williams	Florida Citrus 1-1-00	Florida 37-34
Bobby Williams	Silicon Valley 12-31-01	Fresno St. 44-35
John L. Smith	Alamo 12-29-03	Nebraska 3-17
All bowls 7-10-0		
MINNESOTA		
Murray Warmath	Rose 1-2-61	Washington 7-17
Murray Warmath	Rose 1-1-62	UCLA 21-3
Cal Stoll	Hall of Fame 12-22-77	Maryland 7-17
John Gutekunst	Independence 12-21-85	Clemson 20-13
John Gutekunst	Liberty 12-29-86	Tennessee 14-21
Glen Mason	Sun 12-31-99	Oregon 20-24
Glen Mason	Micronpc.com 12-28-00	North Carolina St. 30-38
Glen Mason	Music City 12-30-02	Arkansas 29-14
Glen Mason	Sun 12-31-03	Oregon 31-30
All bowls 4-5-0		
MISSISSIPPI		
Ed Walker	Orange 1-1-36	Catholic 19-20
John Vaught	Delta 1-1-48	TCU 13-9
John Vaught	Sugar 1-1-53	Georgia Tech 7-24
John Vaught	Sugar 1-1-55	Navy 0-21
John Vaught	Cotton 1-2-56	TCU 14-13
John Vaught	Sugar 1-1-58	Texas 39-7
John Vaught	Gator 12-27-58	Florida 7-3
John Vaught	Sugar 1-1-60	LSU 21-0
John Vaught	Sugar 1-2-61	Rice 14-6
John Vaught	Cotton 1-1-62	Texas 7-12
John Vaught	Sugar 1-1-63	Arkansas 17-13
John Vaught	Sugar 1-1-64	Alabama 7-12
John Vaught	Bluebonnet 12-19-64	Tulsa 7-14
John Vaught	Liberty 12-18-65	Auburn 13-7
John Vaught	Bluebonnet 12-17-66	Texas 0-19
John Vaught	Sun 12-30-67	UTEP 7-14
John Vaught	Liberty 12-14-68	Virginia Tech 34-17
John Vaught	Sugar 1-1-70	Arkansas 27-22
John Vaught	Gator 1-2-71	Auburn 28-55
Billy Kinard	Peach 12-30-71	Georgia Tech 41-18
Billy Brewer	Independence 12-10-83	Air Force 3-9
Billy Brewer	Independence 12-20-86	Texas Tech 20-17
Billy Brewer	Liberty 12-28-89	Air Force 42-29
Billy Brewer	Gator 1-1-91	Michigan 3-35
Billy Brewer	Liberty 12-31-92	Air Force 13-0
Tommy Turberville	Motor City 12-26-97	Marshall 34-31
David Cutcliffe	Independence 12-31-98	Texas Tech 35-18
David Cutcliffe	Independence 12-31-99	Oklahoma 27-25
David Cutcliffe	Music City 12-28-00	West Virginia 38-49
David Cutcliffe	Independence 12-27-02	Nebraska 27-23
David Cutcliffe	Cotton 1-2-04	Oklahoma St. 31-28
All bowls 19-12-0		
MISSISSIPPI ST.		
Ralph Sasse	Orange 1-1-37	Duquesne 12-13
Allyn McKeen	Orange 1-1-41	Georgetown 14-7
Paul Davis	Liberty 12-21-63	North Carolina St. 16-12
Bob Tyler	Sun 12-28-74	North Carolina 26-24
Emory Bellard	Sun 12-27-80	Nebraska 17-31
Emory Bellard	Hall of Fame 12-31-81	Kansas 10-0
Jackie Sherrill	Liberty 12-29-91	Air Force 15-38
Jackie Sherrill	Peach 1-2-93	North Carolina 17-21
Jackie Sherrill	Peach 1-1-95	North Carolina St. 24-28
Jackie Sherrill	Cotton 1-1-99	Texas 11-38

School/Coach	Bowl/Date	Opponent/Score	School/Coach	Bowl/Date	Opponent/Score
Jackie Sherrill.....	Peach 12-30-99	Clemson 17-7	Frank Solich.....	Independence 12-27-02	Mississippi 23-27
Jackie Sherrill.....	Independence 12-31-00	Texas A&M 43-41 (ot)	Bo Pelini.....	Alamo 12-29-03	Michigan St. 17-3
All bowls 6-6-0			All bowls 21-21-0		
MISSOURI			NEVADA		
Gwynn Henry.....	Los Angeles Christmas Festival 12-25-24	Southern California 7-20	Joe Sheeketski.....	Salad 1-1-48	North Texas 13-6
Don Faurot.....	Orange 1-1-40	Georgia Tech 7-21	Joe Sheeketski.....	Harbor 1-1-49	Villanova 7-27
Don Faurot.....	Sugar 1-1-42	Fordham 0-2	Chris Ault.....	Las Vegas 12-18-92	Bowling Green 34-35
Chauncey Simpson.....	Cotton 1-1-46	Texas 27-40	Chris Ault.....	Las Vegas 12-14-95	Toledo 37-40 (ot)
Don Faurot.....	Gator 1-1-49	Clemson 23-24	Jeff Tisdell.....	Las Vegas 12-29-96	Ball St. 18-15
Don Faurot.....	Gator 1-2-50	Maryland 7-20	All bowls 2-3-0		
Dan Devine.....	Orange 1-1-60	Georgia 0-14	UNLV		
Dan Devine.....	Orange 1-2-61	Navy 21-14	Harvey Hyde.....	California 12-15-84	Toledo 30-13
Dan Devine.....	Bluebonnet 12-22-62	Georgia Tech 14-10	Jeff Horton.....	Las Vegas 12-15-94	Central Mich. 52-24
Dan Devine.....	Sugar 1-1-66	Florida 20-18	John Robinson.....	Las Vegas 12-21-00	Arkansas 31-14
Dan Devine.....	Gator 12-28-68	Alabama 35-10	All bowls 3-0-0		
Dan Devine.....	Orange 1-1-70	Penn St. 3-10	NEW MEXICO		
Al Onofrio.....	Fiesta 12-23-72	Arizona St. 35-49	Ted Shipkey.....	Sun 1-2-39	Utah 0-26
Al Onofrio.....	Sun 12-29-73	Auburn 34-17	Willis Barnes.....	Sun 1-1-44	Southwestern (Tex.) 0-7
Warren Powers.....	Liberty 12-23-78	LSU 20-15	Willis Barnes.....	Sun 1-1-46	Denver 34-24
Warren Powers.....	Hall of Fame 12-29-79	South Carolina 24-14	Willis Barnes.....	Harbor 1-1-47	Montana St. 13-13
Warren Powers.....	Liberty 12-27-80	Purdue 25-28	Bill Weeks.....	Aviation 12-9-61	Western Mich. 28-12
Warren Powers.....	Tangerine 12-19-81	Southern Miss. 19-17	Dennis Franchione.....	Insight.com 12-27-97	Arizona 14-20
Warren Powers.....	Holiday 12-23-83	Brigham Young 17-21	Rocky Long.....	Las Vegas 12-25-02	UCLA 13-27
Larry Smith.....	Holiday 12-29-97	Colorado St. 24-35	Rocky Long.....	Las Vegas 12-24-03	Oregon St. 14-55
Larry Smith.....	Insight.com 12-26-98	West Virginia 34-31	All bowls 2-5-1		
Gary Pinkel.....	Independence 12-31-03	Arkansas 14-27	NEW MEXICO ST.		
All bowls 9-13-0			Jerry Hines.....	Sun 1-1-36	Hardin-Simmons 14-14
NAVY			Warren Woodson.....	Sun 12-31-59	North Texas 28-8
Bob Folwell.....	Rose 1-1-24	Washington 14-14	Warren Woodson.....	Sun 12-31-60	Utah St. 20-13
Eddie Erdelatz.....	Sugar 1-1-55	Mississippi 21-0	All bowls 2-0-1		
Eddie Erdelatz.....	Cotton 1-1-58	Rice 20-7	NORTH CAROLINA		
Wayne Hardin.....	Orange 1-1-61	Missouri 14-21	Carl Snaveley.....	Sugar 1-1-47	Georgia 10-20
Wayne Hardin.....	Cotton 1-1-64	Texas 6-28	Carl Snaveley.....	Sugar 1-1-49	Oklahoma 6-14
George Welsh.....	Holiday 12-22-78	Brigham Young 23-16	Carl Snaveley.....	Cotton 1-2-50	Rice 13-27
George Welsh.....	Garden State 12-14-80	Houston 0-35	Jim Hickey.....	Gator 12-28-63	Air Force 35-0
George Welsh.....	Liberty 12-30-81	Ohio St. 28-31	Bill Dooley.....	Peach 12-30-70	Arizona St. 26-48
Charlie Weatherbie.....	Aloha 12-25-96	California 42-38	Bill Dooley.....	Gator 12-31-71	Georgia 3-7
Paul Johnson.....	Houston 12-30-03	Texas Tech 14-38	Bill Dooley.....	Sun 12-30-72	Texas Tech 32-28
All bowls 4-5-1			Bill Dooley.....	Sun 12-28-74	Mississippi St. 24-26
NEBRASKA			Bill Dooley.....	Peach 12-31-76	Kentucky 0-21
Lawrence McC. "Biff" Jones.....	Rose 1-1-41	Stanford 13-21	Bill Dooley.....	Liberty 12-19-77	Nebraska 17-21
Bill Glassford.....	Orange 1-1-55	Duke 7-34	Dick Crum.....	Gator 12-28-79	Michigan 17-15
Bob Devaney.....	Gotham 12-15-62	Miami (Fla.) 36-34	Dick Crum.....	Bluebonnet 12-31-80	Texas 16-7
Bob Devaney.....	Orange 1-1-64	Auburn 13-7	Dick Crum.....	Gator 12-28-81	Arkansas 31-27
Bob Devaney.....	Cotton 1-1-65	Arkansas 7-10	Dick Crum.....	Sun 12-25-82	Texas 26-10
Bob Devaney.....	Orange 1-1-66	Alabama 28-39	Dick Crum.....	Peach 12-30-83	Florida St. 3-28
Bob Devaney.....	Sugar 1-2-67	Alabama 7-34	Aloha 12-27-86		Arizona 21-30
Bob Devaney.....	Sun 12-20-69	Georgia 45-6	Peach 1-2-93		Mississippi St. 21-17
Bob Devaney.....	Orange 1-1-71	LSU 17-12	Mack Brown.....	Gator 12-31-93	Alabama 10-24
Bob Devaney.....	Orange 1-1-72	Alabama 38-6	Mack Brown.....	Sun 12-30-94	Texas 31-35
Bob Devaney.....	Orange 1-1-73	Notre Dame 40-6	Mack Brown.....	Carquest 12-30-95	Arkansas 20-10
Tom Osborne.....	Cotton 1-1-74	Texas 19-3	Mack Brown.....	Gator 1-1-97	West Virginia 20-13
Tom Osborne.....	Sugar 12-31-74	Florida 13-10	Carl Torbush.....	Gator 1-1-98	Virginia Tech 42-3
Tom Osborne.....	Fiesta 12-26-75	Arizona St. 14-17	Carl Torbush.....	Las Vegas 12-19-98	San Diego St. 20-13
Tom Osborne.....	Bluebonnet 12-31-76	Texas Tech 27-24	John Bunting.....	Peach 12-31-01	Auburn 16-10
Tom Osborne.....	Liberty 12-19-77	North Carolina 21-17	All bowls 12-12-0		
Tom Osborne.....	Orange 1-1-79	Oklahoma 24-31	NORTH CAROLINA ST.		
Tom Osborne.....	Cotton 1-1-80	Houston 14-17	Beattie Feathers.....	Gator 1-1-47	Oklahoma 13-34
Tom Osborne.....	Sun 12-27-80	Mississippi St. 31-17	Earle Edwards.....	Liberty 12-21-63	Mississippi St. 12-16
Tom Osborne.....	Orange 1-1-82	Clemson 15-22	Earle Edwards.....	Liberty 12-16-67	Georgia 14-7
Tom Osborne.....	Orange 1-1-83	LSU 21-20	Lou Holtz.....	Peach 12-29-72	West Virginia 49-13
Tom Osborne.....	Orange 1-2-84	Miami (Fla.) 30-31	Lou Holtz.....	Liberty 12-17-73	Kansas 31-18
Tom Osborne.....	Sugar 1-1-85	LSU 28-10	Lou Holtz.....	Bluebonnet 12-23-74	Houston 31-31
Tom Osborne.....	Fiesta 1-1-86	Michigan 23-27	Lou Holtz.....	Peach 12-31-75	West Virginia 10-13
Tom Osborne.....	Sugar 1-1-87	LSU 30-15	Bo Rein.....	Peach 12-31-77	Iowa St. 24-14
Tom Osborne.....	Fiesta 1-1-88	Florida St. 28-31	Bo Rein.....	Tangerine 12-23-78	Pittsburgh 30-17
Tom Osborne.....	Orange 1-2-89	Miami (Fla.) 3-23	Dick Sheridan.....	Peach 12-31-86	Virginia Tech 24-25
Tom Osborne.....	Fiesta 1-1-90	Florida St. 17-41	Dick Sheridan.....	Peach 12-31-88	Iowa 28-23
Tom Osborne.....	Florida Citrus 1-1-91	Georgia Tech 21-45	Dick Sheridan.....	Copper 12-31-89	Arizona 10-17
Tom Osborne.....	Orange 1-1-92	Miami (Fla.) 0-22	Dick Sheridan.....	All-American 12-28-90	Southern Miss. 31-27
Tom Osborne.....	Orange 1-1-93	Florida St. 14-27	Dick Sheridan.....	Peach 1-1-92	East Caro. 34-37
Tom Osborne.....	Orange 1-1-94	Florida St. 16-18	Dick Sheridan.....	Gator 12-31-92	Florida 10-27
Tom Osborne.....	Orange 1-1-95	Miami (Fla.) 24-17	Mike O'Cain.....	Hall of Fame 1-1-94	Michigan 7-42
Tom Osborne.....	Fiesta 1-2-96	Florida 62-24	Mike O'Cain.....	Peach 1-1-95	Mississippi St. 28-24
Tom Osborne.....	Orange 12-31-96	Virginia Tech 41-21	Mike O'Cain.....	Micron PC 12-29-98	Miami (Fla.) 23-46
Tom Osborne.....	Orange 1-2-98	Tennessee 42-17	Chuck Amato.....	Micronpc.com 12-28-00	Minnesota 38-30
Frank Solich.....	Holiday 12-30-98	Arizona 20-23	Chuck Amato.....	Tangerine 12-20-01	Pittsburgh 19-34
Frank Solich.....	Fiesta 1-2-00	Tennessee 31-21	Chuck Amato.....	Gator 1-1-03	Notre Dame 28-6
Frank Solich.....	Alamo 12-30-00	Northwestern 66-17	Chuck Amato.....	Tangerine 12-22-03	Kansas 56-26
Frank Solich.....	Rose 1-3-02	Miami (Fla.) 14-37			

School/Coach	Bowl/Date	Opponent/Score	School/Coach	Bowl/Date	Opponent/Score
NORTH TEXAS			NORTH TEXAS		
Odus Mitchell	Salad 1-1-48	Nevada 6-13	Jim Tressel	Outback 1-1-02	South Carolina 28-31
Odus Mitchell	Sun 12-31-59	New Mexico St. 8-28	Jim Tressel	Fiesta 1-3-03	Miami (Fla.) 31-24 (2 of)
Darrell Dickey	New Orleans 12-18-01	Colorado St. 20-45	Jim Tressel	Fiesta 1-2-04	Kansas St. 35-28
Darrell Dickey	New Orleans 12-17-02	Cincinnati 24-19	All bowls 16-19-0		
Darrell Dickey	New Orleans 12-16-03	Memphis 17-27	OKLAHOMA		
All bowls 1-4-0			Tom Stidham	Orange 1-2-39	Tennessee 0-17
NORTHERN ILL.			Jim Tatum	Gator 1-1-47	North Carolina St. 34-13
Bill Mallory	California 12-17-83	Cal St. Fullerton 20-13	Bud Wilkinson	Sugar 1-1-49	North Carolina 14-6
All bowls 1-0-0			Bud Wilkinson	Sugar 1-2-50	LSU 35-0
NORTHWESTERN			Bud Wilkinson	Sugar 1-1-51	Kentucky 7-13
Bob Voigts	Rose 1-1-49	California 20-14	Bud Wilkinson	Orange 1-1-54	Maryland 7-0
Gary Barnett	Rose 1-1-96	Southern California 32-41	Bud Wilkinson	Orange 1-2-56	Maryland 20-6
Gary Barnett	Florida Citrus 1-1-97	Tennessee 28-48	Bud Wilkinson	Orange 1-1-58	Duke 48-21
Randy Walker	Alamo 12-30-00	Nebraska 17-66	Bud Wilkinson	Orange 1-1-59	Syracuse 21-6
Randy Walker	Motor City 12-26-03	Bowling Green 24-28	Bud Wilkinson	Orange 1-1-63	Alabama 0-17
All bowls 1-4-0			Gomer Jones	Gator 1-2-65	Florida St. 19-36
NOTRE DAME			Chuck Fairbanks	Orange 1-1-68	Tennessee 26-24
Knute Rockne	Rose 1-1-25	Stanford 27-10	Chuck Fairbanks	Bluebonnet 12-31-68	Southern Methodist 27-28
Ara Parseghian	Cotton 1-1-70	Texas 17-21	Chuck Fairbanks	Bluebonnet 12-31-70	Alabama 24-24
Ara Parseghian	Cotton 1-1-71	Texas 24-11	Chuck Fairbanks	Sugar 1-1-72	Auburn 40-22
Ara Parseghian	Orange 1-1-73	Nebraska 6-40	Chuck Fairbanks	Sugar 12-31-72	Penn St. 14-0
Ara Parseghian	Sugar 12-31-73	Alabama 24-23	Barry Switzer	Orange 1-1-76	Michigan 14-6
Ara Parseghian	Orange 1-1-75	Alabama 13-11	Barry Switzer	Fiesta 12-25-76	Wyoming 41-7
Dan Devine	Gator 12-27-76	Penn St. 20-9	Barry Switzer	Orange 1-2-78	Arkansas 6-31
Dan Devine	Cotton 1-2-78	Texas 38-10	Barry Switzer	Orange 1-1-79	Nebraska 31-24
Dan Devine	Cotton 1-1-79	Houston 35-34	Barry Switzer	Orange 1-1-80	Florida St. 24-7
Dan Devine	Sugar 1-1-81	Georgia 10-17	Barry Switzer	Orange 1-1-81	Florida St. 18-17
Gerry Faust	Liberty 12-29-83	Boston College 19-18	Barry Switzer	Sun 12-26-81	Houston 40-14
Gerry Faust	Aloha 12-29-84	Southern Methodist 20-27	Barry Switzer	Fiesta 1-1-83	Arizona St. 21-32
Lou Holtz	Cotton 1-1-88	Texas A&M 10-35	Barry Switzer	Orange 1-1-85	Washington 17-28
Lou Holtz	Fiesta 1-2-89	West Virginia 34-21	Barry Switzer	Orange 1-1-86	Penn St. 25-10
Lou Holtz	Orange 1-1-90	Colorado 21-6	Barry Switzer	Orange 1-1-87	Arkansas 42-8
Lou Holtz	Orange 1-1-91	Colorado 9-10	Barry Switzer	Orange 1-1-88	Miami (Fla.) 14-20
Lou Holtz	Sugar 1-1-92	Florida 39-28	Barry Switzer	Florida Citrus 1-2-89	Clemson 6-13
Lou Holtz	Cotton 1-1-93	Texas A&M 28-3	Gary Gibbs	Gator 12-29-91	Virginia 48-14
Lou Holtz	Cotton 1-1-94	Texas A&M 24-21	Gary Gibbs	John Hancock 12-24-93	Texas Tech 41-10
Lou Holtz	Fiesta 1-2-95	Colorado 24-41	Gary Gibbs	Copper 12-29-94	Brigham Young 6-31
Lou Holtz	Orange 1-1-96	Florida St. 26-31	Bob Stoops	Independence 12-31-99	Mississippi 25-27
Bob Davie	Independence 12-28-97	LSU 9-27	Bob Stoops	Orange 1-3-01	Florida St. 13-2
Bob Davie	Gator 1-1-99	Georgia Tech 28-35	Bob Stoops	Cotton 1-1-02	Arkansas 10-3
Bob Davie	Fiesta 1-1-01	Oregon St. 9-41	Bob Stoops	Rose 1-1-03	Washington St. 34-14
Tyrone Willingham	Gator 1-1-03	North Carolina St. 6-28	Bob Stoops	Sugar 1-4-04	LSU 14-21
All bowls 13-12-0			All bowls 23-13-1		
OHIO			OKLAHOMA ST.		
Bill Hess	Sun 12-31-62	West Tex. A&M 14-15	Jim Lookabaugh	Cotton 1-1-45	TCU 34-0
Bill Hess	Tangerine 12-27-68	Richmond 42-49	Jim Lookabaugh	Sugar 1-1-46	St. Mary's (Cal.) 33-13
All bowls 0-2-0			Jim Lookabaugh	Delta 1-1-49	William & Mary 0-20
OHIO ST.			Cliff Speegle	Bluegrass 12-13-58	Florida St. 15-6
John Wilce	Rose 1-1-21	California 0-28	Jim Stanley	Fiesta 12-28-74	Brigham Young 16-6
Wes Fesler	Rose 1-2-50	California 17-14	Jim Stanley	Tangerine 12-18-76	Brigham Young 49-12
Woody Hayes	Rose 1-1-55	Southern California 20-7	Jimmy Johnson	Independence 12-12-81	Texas A&M 16-33
Woody Hayes	Rose 1-1-58	Oregon 10-7	Jimmy Johnson	Bluebonnet 12-31-83	Baylor 24-14
Woody Hayes	Rose 1-1-69	Southern California 27-16	Pat Jones	Gator 12-28-84	South Carolina 21-14
Woody Hayes	Rose 1-1-71	Stanford 17-27	Pat Jones	Gator 12-30-85	Florida St. 23-34
Woody Hayes	Rose 1-1-73	Southern California 17-42	Pat Jones	Sun 12-25-87	West Virginia 35-33
Woody Hayes	Rose 1-1-74	Southern California 42-21	Pat Jones	Holiday 12-30-88	Wyoming 62-14
Woody Hayes	Rose 1-1-75	Southern California 17-18	Bob Simmons	Alamo 12-30-97	Purdue 20-33
Woody Hayes	Rose 1-1-76	UCLA 10-23	Les Miles	Houston 12-27-02	Southern Miss. 33-23
Woody Hayes	Orange 1-1-77	Colorado 27-10	Les Miles	Cotton 1-2-04	Mississippi 28-31
Woody Hayes	Sugar 1-2-78	Alabama 6-35	All bowls 10-5-0		
Woody Hayes	Gator 12-29-78	Clemson 15-17	OREGON		
Earle Bruce	Rose 1-1-80	Southern California 16-17	Hugo Bezdek	Rose 1-1-17	Pennsylvania 14-0
Earle Bruce	Fiesta 12-26-80	Penn St. 19-31	Charles "Shy" Huntington	Rose 1-1-20	Harvard 6-7
Earle Bruce	Liberty 12-30-81	Navy 31-28	Jim Aiken	Cotton 1-1-49	Southern Methodist 13-21
Earle Bruce	Holiday 12-17-82	Brigham Young 47-17	Len Casanova	Rose 1-1-58	Ohio St. 7-10
Earle Bruce	Fiesta 1-2-84	Pittsburgh 28-23	Len Casanova	Liberty 12-17-60	Penn St. 12-41
Earle Bruce	Rose 1-1-85	Southern California 17-20	Len Casanova	Sun 12-31-63	Southern Methodist 21-14
Earle Bruce	Florida Citrus 12-28-85	Brigham Young 10-7	Rich Brooks	Independence 12-16-89	Tulsa 27-24
Earle Bruce	Cotton 1-1-87	Texas A&M 28-12	Rich Brooks	Freedom 12-29-90	Colorado St. 31-32
John Cooper	Hall of Fame 1-1-90	Auburn 14-31	Rich Brooks	Independence 12-31-92	Wake Forest 35-39
John Cooper	Liberty 12-27-90	Air Force 11-23	Rich Brooks	Rose 1-2-95	Penn St. 20-38
John Cooper	Hall of Fame 1-1-92	Syracuse 17-24	Mike Bellotti	Cotton 1-1-96	Colorado 6-38
John Cooper	Florida Citrus 1-1-93	Georgia 14-21	Mike Bellotti	Las Vegas 12-20-97	Air Force 41-13
John Cooper	Holiday 12-30-93	Brigham Young 28-21	Mike Bellotti	Aloha Classic 12-25-98	Colorado 43-51
John Cooper	Florida Citrus 1-2-95	Alabama 17-24	Mike Bellotti	Sun 12-31-99	Minnesota 24-20
John Cooper	Florida Citrus 1-1-96	Tennessee 14-20	Mike Bellotti	Holiday 12-29-00	Texas 35-30
John Cooper	Rose 1-1-97	Arizona St. 20-17	Mike Bellotti	Fiesta 1-1-02	Colorado 38-16
John Cooper	Sugar 1-1-98	Florida St. 14-31	Mike Bellotti	Seattle 12-30-02	Wake Forest 17-38
John Cooper	Sugar 1-1-99	Texas A&M 24-14	Mike Bellotti	Sun 12-31-03	Minnesota 30-31
John Cooper	Outback 1-1-01	South Carolina 7-24	All bowls 7-11-0		

School/Coach	Bowl/Date	Opponent/Score	School/Coach	Bowl/Date	Opponent/Score
OREGON ST.			SCHOOL/COACH		
Lon Stiner.....	Rose 1-1-42	Duke 20-16	Joe Tiller.....	Outback 1-1-00	Georgia 25-28 (ot)
Tommy Prothro.....	Rose 1-1-57	Iowa 19-35	Joe Tiller.....	Rose 1-1-01	Washington 24-34
Tommy Prothro.....	Liberty 12-15-62	Villanova 6-0	Joe Tiller.....	Sun 12-31-01	Washington St. 27-33
Tommy Prothro.....	Rose 1-1-65	Michigan 7-34	Joe Tiller.....	Sun 12-31-02	Washington 34-24
Dennis Erickson.....	Oahu Classic 12-25-99	Hawaii 17-23	Joe Tiller.....	Capital One 1-1-04	Georgia 27-34 (ot)
Dennis Erickson.....	Fiesta 1-1-01	Notre Dame 41-9	All bowls 7-5-0		
Dennis Erickson.....	Insight 12-26-02	Pittsburgh 13-38	RICE		
Mike Riley.....	Las Vegas 12-24-03	New Mexico 55-14	Jimmy Kitts.....	Cotton 1-1-38	Colorado 28-14
All bowls 4-4-0			Jess Neely.....	Orange 1-1-47	Tennessee 8-0
PENNA ST.			Jess Neely.....	Cotton 1-2-50	North Carolina 27-13
Hugo Bezdek.....	Rose 1-1-23	Southern California 3-14	Jess Neely.....	Cotton 1-1-54	Alabama 28-6
Bob Higgins.....	Cotton 1-1-48	Southern Methodist 13-13	Jess Neely.....	Cotton 1-1-58	Navy 7-20
Charles "Rip" Engle.....	Liberty 12-19-59	Alabama 7-0	Jess Neely.....	Sugar 1-2-61	Mississippi 6-14
Charles "Rip" Engle.....	Liberty 12-17-60	Oregon 41-12	Jess Neely.....	Bluebonnet 12-16-61	Kansas 7-33
Charles "Rip" Engle.....	Gator 12-30-61	Georgia Tech 30-15	All bowls 4-3-0		
Charles "Rip" Engle.....	Gator 12-29-62	Florida 7-17	RUTGERS		
Joe Paterno.....	Gator 12-30-67	Florida St. 17-17	Frank Burns.....	Garden State 12-16-78	Arizona St. 18-34
Joe Paterno.....	Orange 1-1-69	Kansas 15-14	All bowls 0-1-0		
Joe Paterno.....	Orange 1-1-70	Missouri 10-3	SAN DIEGO ST.		
Joe Paterno.....	Cotton 1-1-72	Texas 30-6	Bill Schutte.....	Harbor 1-1-48	Hardin-Simmons 0-53
Joe Paterno.....	Sugar 12-31-72	Oklahoma 0-14	Don Coryell.....	Pasadena 12-6-69	Boston U. 28-7
Joe Paterno.....	Orange 1-1-74	LSU 16-9	Denny Stolz.....	Holiday 12-30-86	Iowa 38-39
Joe Paterno.....	Cotton 1-1-75	Baylor 41-20	Al Luginbill.....	Freedom 12-30-91	Tulsa 17-28
Joe Paterno.....	Sugar 12-31-75	Alabama 6-13	Ted Tollner.....	Las Vegas 12-19-98	North Carolina 13-20
Joe Paterno.....	Gator 12-27-76	Notre Dame 9-20	All bowls 1-4-0		
Joe Paterno.....	Fiesta 12-25-77	Arizona St. 42-30	SAN JOSE ST.		
Joe Paterno.....	Sugar 1-1-79	Alabama 7-14	Bill Hubbard.....	Raisin 1-1-47	Utah St. 20-0
Joe Paterno.....	Liberty 12-22-79	Tulane 9-6	Bill Hubbard.....	Raisin 12-31-49	Texas Tech 20-13
Joe Paterno.....	Fiesta 12-26-80	Ohio St. 31-19	Dewey King.....	Pasadena 12-18-71	Memphis 9-28
Joe Paterno.....	Fiesta 1-1-82	Southern California 26-10	Jack Elway.....	California 12-19-81	Toledo 25-27
Joe Paterno.....	Sugar 1-1-83	Georgia 27-23	Claude Gilbert.....	California 12-31-86	Miami (Ohio) 37-7
Joe Paterno.....	Aloha 12-26-83	Washington 13-10	Claude Gilbert.....	California 12-12-87	Eastern Mich. 27-30
Joe Paterno.....	Orange 1-1-86	Oklahoma 10-25	Terry Shea.....	California 12-8-90	Central Mich. 48-24
Joe Paterno.....	Fiesta 1-2-87	Miami (Fla.) 14-10	All bowls 4-3-0		
Joe Paterno.....	Florida Citrus 1-1-88	Clemson 10-35	SOUTH CALIFORNIA		
Joe Paterno.....	Holiday 12-29-89	Brigham Young 50-39	Johnny McMillan.....	Gator 1-1-46	Wake Forest 14-26
Joe Paterno.....	Blockbuster 12-28-90	Florida St. 17-24	Paul Dietzel.....	Peach 12-30-69	West Virginia 3-14
Joe Paterno.....	Fiesta 1-1-92	Tennessee 42-17	Jim Carlen.....	Tangerine 12-20-75	Miami (Ohio) 7-20
Joe Paterno.....	Blockbuster 1-1-93	Stanford 3-24	Jim Carlen.....	Hall of Fame 12-29-79	Missouri 14-24
Joe Paterno.....	Florida Citrus 1-1-94	Tennessee 31-13	Jim Carlen.....	Gator 12-29-80	Pittsburgh 9-37
Joe Paterno.....	Rose 1-2-95	Oregon 38-20	Joe Morrison.....	Gator 12-28-84	Oklahoma St. 14-21
Joe Paterno.....	Outback 1-1-96	Auburn 43-14	Joe Morrison.....	Gator 12-31-87	LSU 13-30
Joe Paterno.....	Fiesta 1-1-97	Texas 38-15	Joe Morrison.....	Liberty 12-28-88	Indiana 10-34
Joe Paterno.....	Florida Citrus 1-1-98	Florida 6-21	Brad Scott.....	Carquest 1-2-95	West Virginia 24-21
Joe Paterno.....	Outback 1-1-99	Kentucky 26-14	Lou Holtz.....	Outback 1-1-01	Ohio St. 24-7
Joe Paterno.....	Alamo 12-28-99	Texas A&M 24-0	Lou Holtz.....	Outback 1-1-02	Ohio St. 31-28
Joe Paterno.....	Capital One 1-1-03	Auburn 9-13	All bowls 3-8-0		
All bowls 23-12-2			SOUTHERN CALIFORNIA		
PITTSBURGH			Elmer "Gus" Henderson.....	Rose 1-1-23	Penn St. 14-3
Jock Sutherland.....	Rose 1-2-28	Stanford 6-7	Elmer "Gus" Henderson.....	Los Angeles Christmas Festival 12-25-24	Missouri 20-7
Jock Sutherland.....	Rose 1-1-30	Southern California 14-47	Howard Jones.....	Rose 1-1-30	Pittsburgh 47-14
Jock Sutherland.....	Rose 1-2-33	Southern California 0-35	Howard Jones.....	Rose 1-1-32	Tulane 21-12
Jock Sutherland.....	Rose 1-1-37	Washington 21-0	Howard Jones.....	Rose 1-2-33	Pittsburgh 35-0
John Michelosen.....	Sugar 1-2-56	Georgia Tech 0-7	Howard Jones.....	Rose 1-2-39	Duke 7-3
John Michelosen.....	Gator 12-29-56	Georgia Tech 14-21	Howard Jones.....	Rose 1-1-40	Tennessee 14-0
Johnny Majors.....	Fiesta 12-21-73	Arizona St. 7-28	Jeff Cravath.....	Rose 1-1-44	Washington 29-0
Johnny Majors.....	Sun 12-26-75	Kansas 33-19	Jeff Cravath.....	Rose 1-1-45	Tennessee 25-0
Johnny Majors.....	Gator 1-1-77	Georgia 27-3	Jeff Cravath.....	Rose 1-1-46	Alabama 14-34
Jackie Sherrill.....	Gator 12-30-77	Clemson 34-3	Jeff Cravath.....	Rose 1-1-48	Michigan 0-49
Jackie Sherrill.....	Tangerine 12-23-78	North Carolina St. 17-30	Jess Hill.....	Rose 1-1-53	Wisconsin 7-0
Jackie Sherrill.....	Fiesta 12-25-79	Arizona 16-10	Jess Hill.....	Rose 1-1-55	Ohio St. 7-20
Jackie Sherrill.....	Gator 12-29-80	South Carolina 37-9	John McKay.....	Rose 1-1-63	Wisconsin 42-37
Jackie Sherrill.....	Sugar 1-1-82	Georgia 24-20	John McKay.....	Rose 1-2-67	Purdue 13-14
Foge Fazio.....	Cotton 1-1-83	Southern Methodist 3-7	John McKay.....	Rose 1-1-68	Indiana 14-3
Foge Fazio.....	Fiesta 1-2-84	Ohio St. 23-28	John McKay.....	Rose 1-1-69	Ohio St. 16-27
Mike Gottfried.....	Bluebonnet 12-31-87	Texas 27-32	John McKay.....	Rose 1-1-70	Michigan 10-3
Paul Hackett.....	John Hancock 12-30-89	Texas A&M 31-28	John McKay.....	Rose 1-1-73	Ohio St. 42-17
Walt Harris.....	Liberty 12-31-97	Southern Miss. 7-41	John McKay.....	Rose 1-1-74	Ohio St. 21-42
Walt Harris.....	Insight.com 12-28-00	Iowa St. 29-37	John McKay.....	Rose 1-1-75	Ohio St. 18-17
Walt Harris.....	Tangerine 12-20-01	North Carolina St. 34-19	John McKay.....	Liberty 12-22-75	Texas A&M 20-0
Walt Harris.....	Insight 12-26-02	Oregon St. 38-13	John Robinson.....	Rose 1-1-77	Michigan 14-6
Walt Harris.....	Continental Tire 12-27-03	Virginia 16-23	John Robinson.....	Bluebonnet 12-31-77	Texas A&M 47-28
All bowls 10-13-0			John Robinson.....	Rose 1-1-79	Michigan 17-10
PURDUE			John Robinson.....	Rose 1-1-80	Ohio St. 17-16
Jack Mollenkopf.....	Rose 1-2-67	Southern California 14-13	John Robinson.....	Fiesta 1-1-82	Penn St. 10-26
Jim Young.....	Peach 12-25-78	Georgia Tech 41-21	Ted Tollner.....	Rose 1-1-85	Ohio St. 20-17
Jim Young.....	Bluebonnet 12-31-79	Tennessee 27-22	Ted Tollner.....	Aloha 12-28-85	Alabama 3-24
Jim Young.....	Liberty 12-27-80	Missouri 28-25	Ted Tollner.....	Florida Citrus 1-1-87	Auburn 7-16
Leon Burnett.....	Peach 12-31-84	Virginia 24-27			
Joe Tiller.....	Alamo 12-30-97	Oklahoma St. 33-20			
Joe Tiller.....	Alamo 12-29-98	Kansas St. 37-34			

School/Coach	Bowl/Date	Opponent/Score
Larry Smith	Rose 1-1-88	Michigan St. 17-20
Larry Smith	Rose 1-2-89	Michigan 14-22
Larry Smith	Rose 1-1-90	Michigan 17-10
Larry Smith	John Hancock 12-31-90	Michigan St. 16-17
Larry Smith	Freedom 12-29-92	Fresno St. 7-24
John Robinson	Freedom 12-30-93	Utah 28-21
John Robinson	Cotton 1-2-95	Texas Tech 55-14
John Robinson	Rose 1-1-96	Northwestern 41-32
Paul Hackett	Sun 12-31-98	TCU 19-28
Pete Carroll	Las Vegas 12-25-01	Utah 6-10
Pete Carroll	Orange 1-2-03	Iowa 38-17
Pete Carroll	Rose 1-1-04	Michigan 28-14

SOUTHERN METHODIST

Ray Morrison	Dixie Classic 1-1-25	West Va. Wesleyan 7-9
Matty Bell	Rose 1-1-36	Stanford 0-7
Matty Bell	Cotton 1-1-48	Penn St. 13-13
Matty Bell	Cotton 1-1-49	Oregon 21-13
Hayden Fry	Sun 12-31-63	Oregon 14-21
Hayden Fry	Cotton 12-31-66	Georgia 9-24
Hayden Fry	Bluebonnet 12-31-68	Oklahoma 28-27
Ron Meyer	Holiday 12-19-80	Brigham Young 45-46
Bobby Collins	Cotton 1-1-83	Pittsburgh 7-3
Bobby Collins	Sun 12-24-83	Alabama 7-28
Bobby Collins	Aloha 12-29-84	Notre Dame 27-20

All bowls 4-6-1

SOUTHERN MISS.

Thad "Pie" Vann	Sun 1-1-53	Pacific 7-26
Thad "Pie" Vann	Sun 1-1-54	UTEP 14-37
Bobby Collins	Independence 12-13-80	McNeese St. 16-14
Bobby Collins	Tangerine 12-19-81	Missouri 17-19
Curley Hallman	Independence 12-23-88	UTEP 38-18
Jeff Bower	All-American 12-28-90	North Carolina St. 27-31
Jeff Bower	Liberty 12-31-97	Pittsburgh 41-7
Jeff Bower	Humanitarian 12-30-98	Idaho 35-42
Jeff Bower	Liberty 12-31-99	Colorado St. 23-17
Jeff Bower	Mobile Alabama 12-20-00	TCU 28-21
Jeff Bower	Houston 12-27-02	Oklahoma St. 23-33
Jeff Bower	Liberty 12-31-03	Utah 0-17

STANFORD

Charlie Fickert	Rose 1-1-02	Michigan 0-49
Glenn "Pop" Warner	Rose 1-1-25	Notre Dame 10-27
Glenn "Pop" Warner	Rose 1-1-27	Alabama 7-7
Glenn "Pop" Warner	Rose 1-2-28	Pittsburgh 7-6
Claude "Tiny" Thornhill	Rose 1-1-34	Columbia 0-7
Claude "Tiny" Thornhill	Rose 1-1-35	Alabama 13-29
Claude "Tiny" Thornhill	Rose 1-1-36	Southern Methodist 7-0
Clark Shaughnessy	Rose 1-1-41	Nebraska 21-13
Chuck Taylor	Rose 1-1-52	Illinois 7-40
John Ralston	Rose 1-1-71	Ohio St. 27-17
John Ralston	Rose 1-1-72	Michigan 13-12
Bill Walsh	Sun 12-31-77	LSU 24-14
Bill Walsh	Bluebonnet 12-31-78	Georgia 25-22
Jack Elway	Gator 12-27-86	Clemson 21-27
Dennis Green	Aloha 12-25-91	Georgia Tech 17-18
Bill Walsh	Blockbuster 1-1-93	Penn St. 24-3
Tyrone Willingham	Liberty 12-30-95	East Caro. 13-19
Tyrone Willingham	Sun 12-31-96	Michigan St. 38-0
Tyrone Willingham	Rose 1-1-00	Wisconsin 9-17
Tyrone Willingham	Seattle 12-27-01	Georgia Tech 14-24

SYRACUSE

Ben Schwartzwalder	Orange 1-1-53	Alabama 6-61
Ben Schwartzwalder	Cotton 1-1-57	TCU 27-28
Ben Schwartzwalder	Orange 1-1-59	Oklahoma 6-21
Ben Schwartzwalder	Cotton 1-1-60	Texas 23-14
Ben Schwartzwalder	Liberty 12-16-61	Miami (Fla.) 15-14
Ben Schwartzwalder	Sugar 1-1-65	LSU 10-13
Ben Schwartzwalder	Gator 12-31-66	Tennessee 12-18
Frank Maloney	Independence 12-15-79	McNeese St. 31-7
Dick MacPherson	Cherry 12-21-85	Maryland 18-35
Dick MacPherson	Sugar 1-1-88	Auburn 16-16
Dick MacPherson	Hall of Fame 1-2-89	LSU 23-10
Dick MacPherson	Peach 12-30-89	Georgia 19-18
Dick MacPherson	Aloha 12-25-90	Arizona 28-0
Paul Pasqualoni	Hall of Fame 1-1-92	Ohio St. 24-17
Paul Pasqualoni	Fiesta 1-1-93	Colorado 26-22
Paul Pasqualoni	Gator 1-1-96	Clemson 41-0
Paul Pasqualoni	Liberty 12-27-96	Houston 30-17
Paul Pasqualoni	Fiesta 12-31-97	Kansas St. 18-35

School/Coach	Bowl/Date	Opponent/Score
Paul Pasqualoni	Orange 1-2-99	Florida 10-31
Paul Pasqualoni	Music City 12-29-99	Kentucky 20-13
Paul Pasqualoni	Insight.com 12-29-01	Kansas St. 26-3
All bowls 12-8-1		
TEMPLE		
Glenn "Pop" Warner	Sugar 1-1-35	Tulane 14-20
Wayne Hardin	Garden State 12-15-79	California 28-17

TENNESSEE

Bob Neyland	Orange 1-2-39	Oklahoma 17-0
Bob Neyland	Rose 1-1-40	Southern California 0-14
Bob Neyland	Sugar 1-1-41	Boston College 13-19
John Barnhill	Sugar 1-1-43	Tulsa 14-7
John Barnhill	Rose 1-1-45	Southern California 0-25
Bob Neyland	Orange 1-1-47	Rice 0-8
Bob Neyland	Cotton 1-1-51	Texas 20-14
Bob Neyland	Sugar 1-1-52	Maryland 13-28
Bob Neyland	Cotton 1-1-53	Texas 0-16
Bowden Wyatt	Sugar 1-1-57	Baylor 7-13
Bowden Wyatt	Gator 12-28-57	Texas A&M 3-0
Doug Dickey	Bluebonnet 12-18-65	Tulsa 27-6
Doug Dickey	Gator 12-31-66	Syracuse 18-12
Doug Dickey	Orange 1-1-68	Oklahoma 24-26
Doug Dickey	Cotton 1-1-69	Texas 13-36
Doug Dickey	Gator 12-27-69	Florida 13-14
Bill Battle	Sugar 1-1-71	Air Force 34-13
Bill Battle	Liberty 12-20-71	Arkansas 14-13
Bill Battle	Bluebonnet 12-30-72	LSU 24-17
Bill Battle	Gator 12-29-73	Texas Tech 19-28
Bill Battle	Liberty 12-16-74	Maryland 7-3
Johnny Majors	Bluebonnet 12-31-79	Purdue 22-27
Johnny Majors	Garden State 12-13-81	Wisconsin 28-21
Johnny Majors	Peach 12-31-82	Iowa 22-28
Johnny Majors	Florida Citrus 12-17-83	Maryland 30-23
Johnny Majors	Sun 12-24-84	Maryland 27-28
Johnny Majors	Sugar 1-1-86	Miami (Fla.) 35-7
Johnny Majors	Liberty 12-29-86	Minnesota 21-14
Johnny Majors	Peach 1-2-88	Indiana 27-22
Johnny Majors	Cotton 1-1-90	Arkansas 31-27
Johnny Majors	Sugar 1-1-91	Virginia 23-22
Johnny Majors	Fiesta 1-1-92	Penn St. 17-42
Phillip Fulmer	Hall of Fame 1-1-93	Boston College 38-23
Phillip Fulmer	Florida Citrus 1-1-94	Penn St. 13-31
Phillip Fulmer	Gator 12-30-94	Virginia Tech 45-23
Phillip Fulmer	Florida Citrus 1-1-96	Ohio St. 20-14
Phillip Fulmer	Florida Citrus 1-1-97	Northwestern 48-28
Phillip Fulmer	Orange 1-2-98	Nebraska 17-42
Phillip Fulmer	Fiesta 1-4-99	Florida St. 23-16
Phillip Fulmer	Fiesta 1-2-00	Nebraska 21-31
Phillip Fulmer	Cotton 1-1-01	Kansas St. 21-35
Phillip Fulmer	Florida Citrus 1-1-02	Michigan 45-17
Phillip Fulmer	Peach 12-31-02	Maryland 3-30
Phillip Fulmer	Peach 1-2-04	Clemson 14-27

TEXAS

Dana Bible	Cotton 1-1-43	Georgia Tech 14-7
Dana Bible	Cotton 1-1-44	Randolph Field 7-7
Dana Bible	Cotton 1-1-46	Missouri 40-27
Blair Cherry	Sugar 1-1-48	Alabama 27-7
Blair Cherry	Orange 1-1-49	Georgia 41-28
Blair Cherry	Cotton 1-1-51	Tennessee 14-20
Ed Price	Cotton 1-1-53	Tennessee 16-0
Darrell Royal	Sugar 1-1-58	Mississippi 7-39
Darrell Royal	Cotton 1-1-60	Syracuse 14-23
Darrell Royal	Bluebonnet 12-17-60	Alabama 3-3
Darrell Royal	Cotton 1-1-62	Mississippi 12-7
Darrell Royal	Cotton 1-1-63	LSU 0-13
Darrell Royal	Cotton 1-1-64	Navy 28-6
Darrell Royal	Orange 1-1-65	Alabama 21-17
Darrell Royal	Bluebonnet 12-17-66	Mississippi 19-0
Darrell Royal	Cotton 1-1-69	Tennessee 36-13
Darrell Royal	Cotton 1-1-70	Notre Dame 21-17
Darrell Royal	Cotton 1-1-71	Notre Dame 11-24
Darrell Royal	Cotton 1-1-72	Penn St. 6-30
Darrell Royal	Cotton 1-1-73	Alabama 17-13
Darrell Royal	Cotton 1-1-74	Nebraska 3-19
Darrell Royal	Gator 12-30-74	Auburn 3-27
Darrell Royal	Bluebonnet 12-27-75	Colorado 38-21
Fred Akers	Cotton 1-2-78	Notre Dame 10-38
Fred Akers	Sun 12-23-78	Maryland 42-0
Fred Akers	Sun 12-22-79	Washington 7-14
Fred Akers	Bluebonnet 12-31-80	North Carolina 7-16

School/Coach	Bowl/Date	Opponent/Score	School/Coach	Bowl/Date	Opponent/Score
Fred Akers.....	Cotton 1-1-82	Alabama 14-12	TEXAS TECH		
Fred Akers.....	Sun 12-25-82	North Carolina 10-26	Pete Cawthon.....	Sun 1-1-38	West Virginia 6-7
Fred Akers.....	Cotton 1-2-84	Georgia 9-10	Pete Cawthon.....	Cotton 1-2-39	St. Mary's (Cal.) 13-20
Fred Akers.....	Freedom 12-26-84	Iowa 17-55	Dell Morgan.....	Sun 1-1-42	Tulsa 0-6
Fred Akers.....	Bluebonnet 12-31-85	Air Force 16-24	Dell Morgan.....	Sun 1-1-48	Miami (Ohio) 12-13
David McWilliams.....	Bluebonnet 12-31-87	Pittsburgh 32-27	Dell Morgan.....	Raisin 12-31-49	San Jose St. 13-20
David McWilliams.....	Cotton 1-1-91	Miami (Fla.) 3-46	DeWitt Weaver.....	Sun 1-1-52	Pacific 25-14
John Mackovic.....	Sun 12-30-94	North Carolina 35-31	DeWitt Weaver.....	Gator 1-1-54	Auburn 35-13
John Mackovic.....	Sugar 12-31-95	Virginia Tech 10-28	DeWitt Weaver.....	Sun 1-2-56	Wyoming 14-21
John Mackovic.....	Fiesta 1-1-97	Penn St. 15-38	J.T. King.....	Sun 12-26-64	Georgia 0-7
Mack Brown.....	Cotton 1-1-99	Mississippi St. 38-11	J.T. King.....	Gator 12-31-65	Georgia Tech 21-31
Mack Brown.....	Cotton 1-1-00	Arkansas 6-27	Jim Carlen.....	Sun 12-19-70	Georgia Tech 9-17
Mack Brown.....	Holiday 12-29-00	Oregon 30-35	Jim Carlen.....	Sun 12-30-72	North Carolina 28-32
Mack Brown.....	Holiday 12-28-01	Washington 47-43	Jim Carlen.....	Gator 12-29-73	Tennessee 28-19
Mack Brown.....	Cotton 1-1-03	LSU 35-20	Jim Carlen.....	Peach 12-28-74	Vanderbilt 6-6
Mack Brown.....	Holiday 12-30-03	Washington St. 20-28	Steve Sloan.....	Bluebonnet 12-31-76	Nebraska 24-27
All bowls 20-21-2			Steve Sloan.....	Tangerine 12-23-77	Florida St. 17-40
UTEP			Spike Dykes.....	Independence 12-20-86	Mississippi 17-20
Mack Saxon.....	Sun 1-1-37	Hardin-Simmons 6-34	Spike Dykes.....	All-American 12-28-89	Duke 49-21
Jack "Cactus Jack" Curtice.....	Sun 1-1-49	West Virginia 12-21	Spike Dykes.....	John Hancock 12-24-93	Oklahoma 10-41
Jack "Cactus Jack" Curtice.....	Sun 1-2-50	Georgetown 33-20	Spike Dykes.....	Cotton 1-2-95	Southern California 14-55
Mike Brumbelow.....	Sun 1-1-54	Southern Miss. 37-14	Spike Dykes.....	Copper 12-27-95	Air Force 55-41
Mike Brumbelow.....	Sun 1-1-55	Florida St. 47-20	Spike Dykes.....	Alamo 12-29-96	Iowa 0-27
Mike Brumbelow.....	Sun 1-1-57	George Washington 0-13	Spike Dykes.....	Independence 12-31-98	Mississippi 18-35
Bobby Dobbs.....	Sun 12-31-65	TCU 13-12	Mike Leach.....	Galleryfurniture.com 12-27-00	East Caro. 27-40
Bobby Dobbs.....	Sun 12-30-67	Mississippi 14-7	Mike Leach.....	Alamo 12-29-01	Iowa 13-16
Bob Stull.....	Independence 12-23-88	Southern Miss. 18-38	Mike Leach.....	Mazda Tangerine 12-23-02	Clemson 55-15
Gary Nord.....	Humanitarian 12-28-00	Boise St. 23-38	Mike Leach.....	Houston 12-30-03	Navy 38-14
All bowls 5-5-0			All bowls 7-19-1		
TEXAS A&M			TOLEDO		
Dana Bible.....	Dixie Classic 1-2-22	Centre 22-14	Frank Lauterbur.....	Tangerine 12-26-69	Davidson 56-33
Homer Norton.....	Sugar 1-1-40	Tulane 14-13	Frank Lauterbur.....	Tangerine 12-28-70	William & Mary 40-12
Homer Norton.....	Cotton 1-1-41	Fordham 13-12	Jack Murphy.....	Tangerine 12-28-71	Richmond 28-3
Homer Norton.....	Cotton 1-1-42	Alabama 21-29	Chuck Stobart.....	California 12-19-81	San Jose St. 27-25
Homer Norton.....	Orange 1-1-44	LSU 14-19	Dan Simrell.....	California 12-15-84	UNLV 13-30
Harry Stiteler.....	Presidential 12-9-50	Georgia 40-20	Gary Pinkel.....	Las Vegas 12-14-95	Nevada 40-37 (ot)
Paul "Bear" Bryant.....	Gator 12-28-57	Tennessee 0-3	Tom Anstutz.....	Motor City 12-29-01	Cincinnati 23-16
Gene Stallings.....	Cotton 1-1-68	Alabama 20-16	Tom Anstutz.....	Motor City 12-26-02	Boston College 25-51
Emory Bellard.....	Liberty 12-22-75	Southern California 0-20	All bowls 6-2-0		
Emory Bellard.....	Sun 1-2-77	Florida 37-14	TULANE		
Emory Bellard.....	Bluebonnet 12-31-77	Southern California 28-47	Bernie Bierman.....	Rose 1-1-32	Southern California 12-21
Tom Wilson.....	Hall of Fame 12-20-78	Iowa St. 28-12	Ted Cox.....	Sugar 1-1-35	Temple 20-14
Tom Wilson.....	Independence 12-12-81	Oklahoma St. 33-16	Lowell "Red" Dawson.....	Sugar 1-1-40	Texas A&M 13-14
Jackie Sherrill.....	Cotton 1-1-86	Auburn 36-16	Jim Pittman.....	Liberty 12-12-70	Colorado 17-3
Jackie Sherrill.....	Cotton 1-1-87	Ohio St. 12-28	Bennie Ellender.....	Bluebonnet 12-29-73	Houston 7-47
Jackie Sherrill.....	Cotton 1-1-88	Notre Dame 35-10	Larry Smith.....	Liberty 12-22-79	Penn St. 6-9
R.C. Slocum.....	John Hancock 12-30-89	Pittsburgh 28-31	Vince Gibson.....	Hall of Fame 12-27-80	Arkansas 15-34
R.C. Slocum.....	Holiday 12-29-90	Brigham Young 65-14	Mack Brown.....	Independence 12-19-87	Washington 12-24
R.C. Slocum.....	Cotton 1-1-92	Florida St. 2-10	Tommy Bowden.....	Liberty 12-31-98	Brigham Young 41-27
R.C. Slocum.....	Cotton 1-1-93	Notre Dame 3-28	Chris Scelfo.....	Hawaii 12-25-02	Hawaii 36-28
R.C. Slocum.....	Cotton 1-1-94	Notre Dame 21-24	All bowls 4-6-0		
R.C. Slocum.....	Alamo 12-28-95	Michigan 22-20	TULSA		
R.C. Slocum.....	Cotton 1-1-98	UCLA 23-29	Henry Frnka.....	Sun 1-1-42	Texas Tech 6-0
R.C. Slocum.....	Sugar 1-1-99	Ohio St. 14-24	Henry Frnka.....	Sugar 1-1-43	Tennessee 7-14
R.C. Slocum.....	Alamo 12-28-99	Penn St. 0-24	Henry Frnka.....	Sugar 1-1-44	Georgia Tech 18-20
R.C. Slocum.....	Independence 12-31-00	Mississippi St. 41-43 (ot)	Henry Frnka.....	Orange 1-1-45	Georgia Tech 26-12
R.C. Slocum.....	Galleryfurniture.com 12-28-01	TCU 28-9	Henry Frnka.....	Oil 1-1-46	Georgia 6-20
All bowls 13-14-0			J.O. "Buddy" Brothers.....	Gator 1-1-53	Florida 13-14
TCU			Glenn Dobbs.....	Bluebonnet 12-19-64	Mississippi 14-7
Bill Driver.....	Fort Worth Classic 1-1-21	Centre 7-63	Glenn Dobbs.....	Bluebonnet 12-18-65	Tennessee 6-27
Leo "Dutch" Meyer.....	Sugar 1-1-36	LSU 3-2	F.A. Dry.....	Independence 12-13-76	McNeese St. 16-20
Leo "Dutch" Meyer.....	Cotton 1-1-37	Marquette 16-6	Dave Rader.....	Independence 12-16-89	Oregon 24-27
Leo "Dutch" Meyer.....	Sugar 1-2-39	Carnegie Mellon 15-7	Dave Rader.....	Freedom 12-30-91	San Diego St. 28-17
Leo "Dutch" Meyer.....	Orange 1-1-42	Georgia 26-40	Steve Kragthorpe.....	Humanitarian 1-3-04	Georgia Tech 10-52
Leo "Dutch" Meyer.....	Cotton 1-1-45	Oklahoma St. 0-34	All bowls 4-8-0		
Leo "Dutch" Meyer.....	Delta 1-1-48	Mississippi 9-13	UCLA		
Leo "Dutch" Meyer.....	Cotton 1-1-52	Kentucky 7-20	Edwin "Babe" Horrell.....	Rose 1-1-43	Georgia 0-9
Abe Martin.....	Cotton 1-2-56	Mississippi 13-14	Bert LaBrucherie.....	Rose 1-1-47	Illinois 14-45
Abe Martin.....	Cotton 1-1-57	Syracuse 28-27	Henry "Red" Sanders.....	Rose 1-1-54	Michigan St. 20-28
Abe Martin.....	Cotton 1-1-59	Air Force 0-0	Henry "Red" Sanders.....	Rose 1-2-56	Michigan St. 14-17
Abe Martin.....	Bluebonnet 12-19-59	Clemson 7-23	Bill Barnes.....	Rose 1-1-62	Minnesota 3-21
Abe Martin.....	Sun 12-31-65	UTEP 12-13	Tommy Prothro.....	Rose 1-1-66	Michigan St. 14-12
Jim Wacker.....	Bluebonnet 12-31-84	West Virginia 14-31	Dick Vermeil.....	Rose 1-1-76	Ohio St. 23-10
Pat Sullivan.....	Independence 12-28-94	Virginia 10-20	Terry Donahue.....	Liberty 12-20-76	Alabama 6-36
Dennis Franchione.....	Sun 12-31-98	Southern California 28-19	Terry Donahue.....	Fiesta 12-25-78	Arkansas 10-10
Dennis Franchione.....	Mobile Alabama 12-22-99	East Caro. 28-14	Terry Donahue.....	Bluebonnet 12-31-81	Michigan 14-33
Gary Patterson.....	Mobile Alabama 12-20-00	Southern Miss. 21-28	Terry Donahue.....	Rose 1-1-83	Michigan 24-14
Gary Patterson.....	Galleryfurniture.com 12-28-01	Texas A&M 9-28	Terry Donahue.....	Rose 1-2-84	Illinois 45-9
Gary Patterson.....	Liberty 12-31-02	Colorado St. 17-3	Terry Donahue.....	Fiesta 1-1-85	Miami (Fla.) 39-37
Gary Patterson.....	Fort Worth 12-23-03	Boise St. 31-34	Terry Donahue.....	Rose 1-1-86	Iowa 45-28
All bowls 7-13-1			Terry Donahue.....	Freedom 12-30-86	Brigham Young 31-10

School/Coach	Bowl/Date	Opponent/Score
Terry Donahue.....	Aloha 12-25-87	Florida 20-16
Terry Donahue.....	Cotton 1-1-89	Arkansas 17-3
Terry Donahue.....	John Hancock 12-31-91	Illinois 6-3
Terry Donahue.....	Rose 1-1-94	Wisconsin 16-21
Terry Donahue.....	Aloha 12-25-95	Kansas 30-51
Bob Toledo.....	Cotton 1-1-98	Texas A&M 29-23
Bob Toledo.....	Rose 1-1-99	Wisconsin 31-38
Bob Toledo.....	Sun 12-29-00	Wisconsin 20-21
Ed Kezirian.....	Las Vegas 12-25-02	New Mexico 27-13
Karl Dorrell.....	Silicon Valley 12-30-03	Fresno St. 9-17
All bowls 12-12-1		
UTAH		
Ike Armstrong.....	Sun 1-2-39	New Mexico 26-0
Ray Nagel.....	Liberty 12-19-64	West Virginia 32-6
Ron McBride.....	Copper 12-29-92	Washington St. 28-31
Ron McBride.....	Freedom 12-30-93	Southern California 21-28
Ron McBride.....	Freedom 12-27-94	Arizona 16-13
Ron McBride.....	Copper 12-27-96	Wisconsin 10-38
Ron McBride.....	Las Vegas 12-18-99	Fresno St. 17-16
Ron McBride.....	Las Vegas 12-25-01	Southern California 10-6
Urban Meyer.....	Liberty 12-31-03	Southern Miss. 17-0
All bowls 6-3-0		
UTAH ST.		
E.L. "Dick" Romney.....	Raisin 1-1-47	San Jose St. 0-20
John Ralston.....	Sun 12-31-60	New Mexico St. 13-20
John Ralston.....	Gotham 12-9-61	Baylor 9-24
Charlie Weatherbie.....	Las Vegas 12-17-93	Ball St. 42-33
John L. Smith.....	Humanitarian 12-29-97	Cincinnati 19-35
All bowls 1-4-0		
VANDERBILT		
Art Guepe.....	Gator 12-31-55	Auburn 25-13
Steve Sloan.....	Peach 12-28-74	Texas Tech 6-6
George MacIntyre.....	Hall of Fame 12-31-82	Air Force 28-36
All bowls 1-1-1		
VIRGINIA		
George Welsh.....	Peach 12-31-84	Purdue 27-24
George Welsh.....	All-American 12-22-87	Brigham Young 22-16
George Welsh.....	Florida Citrus 1-1-90	Illinois 21-31
George Welsh.....	Sugar 1-1-91	Tennessee 22-23
George Welsh.....	Gator 12-29-91	Oklahoma 14-48
George Welsh.....	Carquest 1-1-94	Boston College 13-31
George Welsh.....	Independence 12-28-94	TCU 20-10
George Welsh.....	Peach 12-30-95	Georgia 34-27
George Welsh.....	Carquest 12-27-96	Miami (Fla.) 21-31
George Welsh.....	Peach 12-31-98	Georgia 33-35
George Welsh.....	Micronpc.com 12-30-99	Illinois 21-63
George Welsh.....	Oahu Classic 12-24-00	Georgia 14-37
Al Groh.....	Continental Tire 12-28-02	West Virginia 48-22
Al Groh.....	Continental Tire 12-27-03	Pittsburgh 23-16
All bowls 6-8-0		
VIRGINIA TECH		
Jimmy Kitts.....	Sun 1-1-47	Cincinnati 6-18
Jerry Claiborne.....	Liberty 12-10-66	Miami (Fla.) 7-14
Jerry Claiborne.....	Liberty 12-14-68	Mississippi 17-34
Bill Dooley.....	Peach 1-2-81	Miami (Fla.) 10-20
Bill Dooley.....	Independence 12-15-84	Air Force 7-23
Bill Dooley.....	Peach 12-31-86	North Carolina St. 25-24
Frank Beamer.....	Independence 12-31-93	Indiana 45-20
Frank Beamer.....	Gator 12-30-94	Tennessee 23-45
Frank Beamer.....	Sugar 12-31-95	Texas 28-10
Frank Beamer.....	Orange 12-31-96	Nebraska 21-41
Frank Beamer.....	Gator 1-1-98	North Carolina 3-42
Frank Beamer.....	Music City 12-28-98	Alabama 38-7
Frank Beamer.....	Sugar 1-4-00	Florida St. 29-46
Frank Beamer.....	Gator 1-1-01	Clemson 41-20
Frank Beamer.....	Gator 1-1-02	Florida St. 17-30
Frank Beamer.....	San Francisco 12-31-02	Air Force 20-13
Frank Beamer.....	Insight 12-26-03	California 49-52
All bowls 6-11-0		
WAKE FOREST		
D.C. "Peahead" Walker.....	Gator 1-1-46	South Carolina 26-14
D.C. "Peahead" Walker.....	Dixie 1-1-49	Baylor 7-20
John Mackovic.....	Tangerine 12-22-79	LSU 10-34
Bill Dooley.....	Independence 12-31-92	Oregon 39-35
Jim Caldwell.....	Aloha Classic 12-25-99	Arizona St. 23-3
Jim Grobe.....	Seattle 12-30-02	Oregon 38-17
All bowls 4-2-0		
WASHINGTON		
Enoch Bagshaw.....	Rose 1-1-24	Navy 14-14
Enoch Bagshaw.....	Rose 1-1-26	Alabama 19-20
Jimmy Phelan.....	Rose 1-1-37	Pittsburgh 0-21

School/Coach	Bowl/Date	Opponent/Score
Ralph "Pest" Welch.....	Rose 1-1-44	Southern California 0-29
Jim Owens.....	Rose 1-1-60	Wisconsin 44-8
Jim Owens.....	Rose 1-2-61	Minnesota 17-7
Jim Owens.....	Rose 1-1-64	Illinois 7-17
Don James.....	Rose 1-2-78	Michigan 27-20
Don James.....	Sun 12-22-79	Texas 14-7
Don James.....	Rose 1-1-81	Michigan 6-23
Don James.....	Rose 1-1-82	Iowa 28-0
Don James.....	Aloha 12-25-82	Maryland 21-20
Don James.....	Aloha 12-26-83	Penn St. 10-13
Don James.....	Orange 1-1-85	Oklahoma 28-17
Don James.....	Freedom 12-30-85	Colorado 20-17
Don James.....	Sun 12-25-86	Alabama 6-28
Don James.....	Independence 12-19-87	Tulane 24-12
Don James.....	Freedom 12-30-89	Florida 34-7
Don James.....	Rose 1-1-91	Iowa 46-34
Don James.....	Rose 1-1-92	Michigan 34-14
Don James.....	Rose 1-1-93	Michigan 31-38
Jim Lambright.....	Sun 12-29-95	Iowa 18-38
Jim Lambright.....	Holiday 12-30-96	Colorado 21-33
Jim Lambright.....	Aloha 12-25-97	Michigan St. 51-23
Jim Lambright.....	Oahu Classic 12-25-98	Air Force 25-45
Rick Neuheisel.....	Holiday 12-29-99	Kansas St. 20-24
Rick Neuheisel.....	Rose 1-1-01	Purdue 34-24
Rick Neuheisel.....	Holiday 12-28-01	Texas 43-47
Rick Neuheisel.....	Sun 12-31-02	Purdue 24-34
All bowls 14-14-1		
WASHINGTON ST.		
Bill "Lone Star" Dietz.....	Rose 1-1-16	Brown 14-0
Orin "Babe" Hollingbery.....	Rose 1-1-31	Alabama 0-24
Jim Walden.....	Holiday 12-18-81	Brigham Young 36-38
Dennis Erickson.....	Aloha 12-25-88	Houston 24-22
Mike Price.....	Copper 12-29-92	Utah 31-28
Mike Price.....	Alamo 12-31-94	Baylor 10-3
Mike Price.....	Rose 1-1-98	Michigan 16-21
Mike Price.....	Sun 12-31-01	Purdue 33-27
Mike Price.....	Rose 1-1-03	Oklahoma 14-34
Bill Doba.....	Holiday 12-30-03	Texas 28-20
All bowls 6-4-0		
WEST VIRGINIA		
Clarence "Doc" Spears.....	San Diego East-West	Gonzaga 21-13
	Christmas Classic	
	12-25-22	
Marshall "Little Sleepy" Glenn..	Sun 1-1-38	Texas Tech 7-6
Dud DeGroot.....	Sun 1-1-49	UTEP 21-12
Art Lewis.....	Sugar 1-1-54	Georgia Tech 19-42
Gene Corum.....	Liberty 12-19-64	Utah 6-32
Jim Carlen.....	Peach 12-30-69	South Carolina 14-3
Bobby Bowden.....	Peach 12-29-72	North Carolina St. 13-49
Bobby Bowden.....	Peach 12-31-75	North Carolina St. 13-10
Don Nehlen.....	Peach 12-31-81	Florida 26-6
Don Nehlen.....	Gator 12-30-82	Florida St. 12-31
Don Nehlen.....	Hall of Fame 12-22-83	Kentucky 20-16
Don Nehlen.....	Bluebonnet 12-31-84	TCU 31-14
Don Nehlen.....	Sun 12-25-87	Oklahoma St. 33-35
Don Nehlen.....	Fiesta 1-2-89	Notre Dame 21-34
Don Nehlen.....	Gator 12-30-89	Clemson 7-27
Don Nehlen.....	Sugar 1-1-94	Florida 7-41
Don Nehlen.....	Carquest 1-2-95	South Carolina 21-24
Don Nehlen.....	Gator 1-1-97	North Carolina 13-20
Don Nehlen.....	Carquest 12-29-97	Georgia Tech 30-35
Don Nehlen.....	Insight.com 12-26-98	Missouri 31-34
Don Nehlen.....	Music City 12-28-00	Mississippi 49-38
Rich Rodriguez.....	Continental Tire 12-28-02	Virginia 22-48
Rich Rodriguez.....	Gator 1-1-04	Maryland 7-41
All bowls 9-14-0		
WESTERN MICH.		
Merle Schlosser.....	Aviation 12-9-61	New Mexico 12-28
Al Molde.....	California 12-10-88	Fresno St. 30-35
All bowls 0-2-0		
WISCONSIN		
Ivy Williamson.....	Rose 1-1-53	Southern California 0-7
Milt Bruhn.....	Rose 1-1-60	Washington 8-44
Milt Bruhn.....	Rose 1-2-63	Southern California 37-42
Dave McClain.....	Garden State 12-13-81	Tennessee 21-28
Dave McClain.....	Independence 12-11-82	Kansas St. 14-3
Dave McClain.....	Hall of Fame 12-29-84	Kentucky 19-20
Barry Alvarez.....	Rose 1-1-94	UCLA 21-16
Barry Alvarez.....	Hall of Fame 1-2-95	Duke 34-20
Barry Alvarez.....	Copper 12-27-96	Utah 38-10
Barry Alvarez.....	Outback 1-1-98	Georgia 6-33

School/Coach	Bowl/Date	Opponent/Score
Barry Alvarez	Rose 1-1-99	UCLA 38-31
Barry Alvarez	Rose 1-1-00	Stanford 17-9
Barry Alvarez	Sun 12-29-00	UCLA 21-20
Barry Alvarez	Alamo 12-28-02	Colorado 31-28 (ot)
Barry Alvarez	Music City 12-31-03	Auburn 14-28
All bowls 8-7-0		
WYOMING		
Bowden Wyatt	Gator 1-1-51	Wash. & Lee 20-7
Phil Dickens	Sun 1-2-56	Texas Tech 21-14
Bob Devaney	Sun 12-31-58	Hardin-Simmons 14-6
Lloyd Eaton	Sun 12-24-66	Florida St. 28-20
Lloyd Eaton	Sugar 1-1-68	LSU 13-20
Fred Akers	Fiesta 12-25-76	Oklahoma 7-41
Paul Roach	Holiday 12-30-87	Iowa 19-20
Paul Roach	Holiday 12-30-88	Oklahoma St. 14-62
Paul Roach	Copper 12-31-90	California 15-17
Joe Tiller	Copper 12-29-93	Kansas St. 17-52
All bowls 4-6-0		

Played in Major Bowl—No Longer I-A

School/Coach	Bowl/Date	Opponent/Score
BOSTON U.		
Larry Naviaux	Pasadena 12-6-69	San Diego St. 7-28
All bowls 0-1-0		
BROWN		
Ed Robinson	Rose 1-1-16	Washington St. 0-14
All bowls 0-1-0		
BUCKNELL		
Edward "Hook" Mylin	Orange 1-1-35	Miami (Fla.) 26-0
All bowls 1-0-0		
CAL ST. FULLERTON		
Gene Murphy	California 12-17-83	Northern Ill. 13-20
All bowls 0-1-0		
CAL ST. NORTHRIDGE		
Sam Winningham	Pasadena 12-2-67	West Tex. A&M 13-35
All bowls 0-1-0		
CARNEGIE MELLON		
Bill Kern	Sugar 1-2-39	TCU 7-15
All bowls 0-1-0		
CASE RESERVE		
Bill Edwards	Sun 1-1-41	Arizona St. 26-13
All bowls 1-0-0		
CATHOLIC		
Arthur "Dutch" Bergman	Orange 1-1-36	Mississippi 20-19
Arthur "Dutch" Bergman	Sun 1-1-40	Arizona St. 0-0
All bowls 1-0-1		
CENTENARY (LA.)		
Homer Norton	Dixie Classic 1-1-34	Arkansas 7-7
All bowls 0-0-1		
CENTRE		
Charley Moran	Fort Worth Classic 1-1-21	TCU 63-7
Charley Moran	San Diego East-West Christmas Classic 12-26-21	Arizona 38-0
Charley Moran	Dixie Classic 1-2-22	Texas A&M 14-22
All bowls 2-1-0		
CITADEL		
Eddie Teague	Tangerine 12-30-60	Tennessee Tech 27-0
All bowls 1-0-0		
COLUMBIA		
Lou Little	Rose 1-1-34	Stanford 7-0
All bowls 1-0-0		
DAVIDSON		
Homer Smith	Tangerine 12-26-69	Toledo 33-56
All bowls 0-1-0		
DAYTON		
Joe Gavin	Salad 1-1-52	Houston 21-26
All bowls 0-1-0		
DENVER		
Clyde "Cac" Hubbard	Sun 1-1-46	New Mexico 24-34
Clyde "Cac" Hubbard	Alamo 1-4-47	Hardin-Simmons 0-20
All bowls 0-2-0		
DRAKE		
Vee Green	Raisin 1-1-46	Fresno St. 13-12
Al Kawal	Salad 1-1-49	Arizona 14-13

School/Coach	Bowl/Date	Opponent/Score
Warren Gaer	Sun 1-1-58	Louisville 20-34
All bowls 2-1-0		
DUQUESNE		
John "Little Clipper" Smith	Orange 1-1-37	Mississippi St. 13-12
All bowls 1-0-0		
FORDHAM		
Jim Crowley	Cotton 1-1-41	Texas A&M 12-13
Jim Crowley	Sugar 1-1-42	Missouri 2-0
All bowls 1-1-0		
GEORGE WASHINGTON		
Eugene "Bo" Sherman	Sun 1-1-57	UTEP 13-0
All bowls 1-0-0		
GEORGETOWN		
Jack Hagerty	Orange 1-1-41	Mississippi St. 7-14
Bob Margarita	Sun 1-2-50	UTEP 20-33
All bowls 0-2-0		
GONZAGA		
Charles "Gus" Dorais	San Diego East-West Christmas Classic 12-15-22	West Virginia 13-21
All bowls 0-1-0		
HARDIN-SIMMONS		
Frank Kimbrough	Sun 1-1-36	New Mexico St. 14-14
Frank Kimbrough	Sun 1-1-37	UTEP 34-6
Warren Woodson	Sun 1-1-43	Second Air Force 7-13
Warren Woodson	Alamo 1-4-47	Denver 20-6
Warren Woodson	Harbor 1-1-48	San Diego St. 53-0
Warren Woodson	Shrine 12-18-48	Ouachita Baptist 40-12
Warren Woodson	Camellia 12-30-48	Wichita St. 29-12
Sammy Baugh	Sun 12-31-58	Wyoming 6-14
All bowls 5-2-1		
HARVARD		
Robert Fisher	Rose 1-1-20	Oregon 7-6
All bowls 1-0-0		
HOLY CROSS		
John "Ox" Da Grosa	Orange 1-1-46	Miami (Fla.) 6-13
All bowls 0-1-0		
LONG BEACH ST.		
Jim Stangeland	Pasadena 12-19-70	Louisville 24-24
All bowls 0-0-1		
MARQUETTE		
Frank Murray	Cotton 1-1-37	TCU 6-16
All bowls 0-1-0		
McNEESE ST.		
Jack Doland	Independence 12-13-76	Tulsa 20-16
Ernie Duplechin	Independence 12-15-79	Syracuse 7-31
Ernie Duplechin	Independence 12-13-80	Southern Miss. 14-16
All bowls 1-2-0		
MONTANA ST.		
Clyde Carpenter	Harbor 1-1-47	New Mexico 13-13
All bowls 0-0-1		
OCCIDENTAL		
Roy Dennis	Raisin 1-1-49	Colorado St. 21-20
All bowls 1-0-0		
OUACHITA BAPTIST		
Wesley Bradshaw	Shrine 12-18-48	Hardin-Simmons 12-40
All bowls 0-1-0		
PACIFIC		
Larry Siemering	Raisin 1-1-48	Wichita St. 26-14
Ernie Jorge	Sun 1-1-52	Texas Tech 14-25
Ernie Jorge	Sun 1-1-53	Southern Miss. 26-7
All bowls 2-1-0		
PENNSYLVANIA		
Bob Folwell	Rose 1-1-17	Oregon 0-14
All bowls 0-1-0		
RANDOLPH FIELD		
Frank Trifitto	Cotton 1-1-44	Texas 7-7
All bowls 0-0-1		
RICHMOND		
Frank Jones	Tangerine 12-27-68	Ohio 49-42
Frank Jones	Tangerine 12-28-71	Toledo 3-28
All bowls 1-1-0		
ST. MARY'S (CAL.)		
Edward "Slip" Madigan	Cotton 1-2-39	Texas Tech 20-13
Jimmy Phelan	Sugar 1-1-46	Oklahoma St. 13-33

School/Coach Jimmy Phelan.....	Bowl/Date Oil 1-1-47	Opponent/Score Georgia Tech 19-41
All bowls 1-2-0		
SANTA CLARA		
Lawrence "Buck" Shaw	Sugar 1-1-37	LSU 21-14
Lawrence "Buck" Shaw	Sugar 1-1-38	LSU 6-0
Len Casanova.....	Orange 1-2-50	Kentucky 21-13
All bowls 3-0-0		
SECOND AIR FORCE		
Red Reese	Sun 1-1-43	Hardin-Simmons 13-7
All bowls 1-0-0		
SOUTHWESTERN (TEX.)		
Randolph R.M. Medley.....	Sun 1-1-44	New Mexico 7-0
Randolph R.M. Medley.....	Sun 1-1-45	U. of Mexico 35-0
All bowls 2-0-0		
TAMPA		
Earle Bruce.....	Tangerine 12-29-72	Kent St. 21-18
All bowls 1-0-0		
TENNESSEE TECH		
Wilburn Tucker.....	Tangerine 12-30-60	Citadel 0-27
All bowls 0-1-0		
U. OF MEXICO		
Bernard A. Hoban	Sun 1-1-45	Southwestern (Tex.) 0-35
All bowls 0-1-0		
VILLANOVA		
Maurice "Clipper" Smith.....	Bacardi, Cuba 1-1-37	Auburn 7-7
Jordan Olivar	Great Lakes 12-6-47	Kentucky 14-24
Jordan Olivar	Harbor 1-1-49	Nevada 27-7
Alex Bell.....	Sun 12-30-61	Wichita St. 17-9
Alex Bell.....	Liberty 12-15-62	Oregon St. 0-6
All bowls 2-2-1		

WASH. & JEFF.		
Earle "Greasy" Neale	Rose 1-2-22	California 0-0
All bowls 0-0-1		
WASH. & LEE		
George Barclay.....	Gator 1-1-51	Wyoming 7-20
All bowls 0-1-0		
WEST TEX. A&M		
Frank Kimbrough	Sun 1-1-51	Cincinnati 14-13
Joe Kerbel	Sun 12-31-62	Ohio 15-14
Joe Kerbel	Pasadena 12-2-67	Cal St. Northridge 35-13
All bowls 3-0-0		
WEST VA. WESLEYAN		
Bob Higgins	Dixie Classic 1-1-25	Southern Methodist 9-7
All bowls 1-0-0		
WICHITA ST.		
Ralph Graham	Raisin 1-1-48	Pacific 14-26
Jim Trimble	Camellia 12-30-48	Hardin-Simmons 12-49
Hank Foldberg.....	Sun 12-30-61	Villanova 9-17
All bowls 0-3-0		
WILLIAM & MARY		
Rube McCray	Dixie 1-1-48	Arkansas 19-21
Rube McCray	Delta 1-1-49	Oklahoma St. 20-0
Lou Holtz.....	Tangerine 12-28-70	Toledo 12-40
All bowls 1-2-0		
XAVIER (OHIO)		
Ed Kluska	Salad 1-1-50	Arizona St. 33-21
All bowls 1-0-0		

Major Bowl-Game Attendance

Total Yearly Attendance				Year	No. Bowls	Total Attendance	Per/Game Average	Year	No. Bowls	Total Attendance	Per/Game Average
1902	1	8,000	8,000	1943	5	240,166	48,033	1974	11	631,229	57,384
1916	1	7,000	7,000	1944	5	195,203	39,041	1975	11	597,079	54,280
1917	1	26,000	26,000	1945	5	236,279	47,256	1976	11	650,881	59,171
1920	1	30,000	30,000	1946	8	308,071	38,509	1977	12	660,429	55,036
1921	2	51,000	25,500	1947	10	304,316	30,432	1978	13	730,078	56,160
1922	3	57,000	19,000	1948	12	404,772	33,731	1979	15	726,064	48,404
1923	2	48,000	24,000	1949	13	442,531	34,041	1980	15	865,236	57,682
1924	1	40,000	40,000	1950	8	384,505	48,063	1981	15	856,730	57,115
1925	3	107,000	35,667	1951	8	392,548	49,069	1982	16	871,594	54,475
1926	1	50,000	50,000	1952	7	388,588	55,513	1983	16	919,193	57,450
1927	1	57,417	57,417	1953	6	366,299	61,050	1984	16	867,319	54,207
1928	1	65,000	65,000	1954	6	359,285	59,881	1985	18	977,374	54,299
1929	1	66,604	66,604	1955	6	357,871	59,645	1986	18	975,756	54,209
1930	1	72,000	72,000	1956	6	379,723	63,287	1987	18	958,933	53,274
1931	1	60,000	60,000	1957	6	369,162	61,527	1988	18	995,830	55,324
1932	1	75,562	75,562	1958	6	385,427	64,238	1989	17	937,323	55,137
1933	1	78,874	78,874	1959	7	392,394	56,056	1990	18	1,047,772	58,210
1934	2	47,000	23,500	1960	8	481,814	60,227	1991	19	1,048,306	55,174
1935	3	111,634	37,211	1961	9	490,113	54,457	1992	18	1,049,694	58,316
1936	4	137,042	34,261	1962	11	509,654	46,332	1993	18	973,570	54,087
1937	6	176,396	29,399	1963	10	481,722	48,172	1994	19	1,036,950	54,576
1938	5	202,972	40,594	1964	8	460,720	57,590	1995	19	1,064,640	56,034
1939	5	224,643	44,929	1965	8	448,541	56,068	1996	18	1,021,466	56,748
1940	5	226,478	45,296	1966	8	482,106	60,263	1997	18	985,292	54,738
1941	5	253,735	50,747	1967	8	521,427	**65,178	1998	20	1,083,244	54,162
1942	5	215,786	43,157	1968	9	532,113	59,124	1999	22	1,224,414	55,655
				1969	10	585,621	58,562	2000	23	1,241,109	53,961
				1970	11	649,915	59,083	2001	25	1,291,557	51,662
				1971	11	623,072	56,643	2002	25	1,334,808	53,392
				1972	12	668,031	55,669	2003	28	1,416,103	50,575
				1973	11	668,461	60,769	2004	28	*1,458,757	52,098

*Record. **Record for year with more than one game played.

Bowl-by-Bowl Attendance

(Current site and stadium capacity in parentheses.
For participating teams, refer to pages 282-286.)

ROSE BOWL

(Rose Bowl, Pasadena, Calif.; Capacity: 96,576)

Date	Attendance
1-1-02	8,000
1-1-16	7,000
1-1-17	26,000
1-1-20	30,000
1-1-21	42,000
1-2-22	40,000
1-1-23	43,000
1-1-24	40,000
1-1-25	53,000
1-1-26	50,000
1-1-27	57,417
1-2-28	65,000
1-1-29	66,604
1-1-30	72,000
1-1-31	60,000
1-1-32	75,562
1-2-33	78,874
1-1-34	35,000
1-1-35	84,474
1-1-36	84,474
1-1-37	87,196
1-1-38	90,000
1-2-39	89,452
1-1-40	92,200
1-1-41	91,500
1-1-42#	56,000
1-1-43	93,000
1-1-44	68,000
1-1-45	91,000
1-1-46	93,000
1-1-47	90,000
1-1-48	93,000
1-1-49	93,000
1-2-50	100,963
1-1-51	98,939
1-1-52	96,825
1-1-53	101,500
1-1-54	101,000
1-1-55	89,191
1-2-56	100,809
1-1-57	97,126
1-1-58	98,202
1-1-59	98,297
1-1-60	100,809
1-2-61	97,314
1-1-62	98,214
1-1-63	98,698
1-1-64	96,957
1-1-65	100,423
1-1-66	100,087
1-2-67	100,807
1-1-68	102,946
1-1-69	102,063
1-1-70	103,878
1-1-71	103,839
1-1-72	103,154
1-1-73	*106,869
1-1-74	105,267
1-1-75	106,721
1-1-76	105,464
1-1-77	106,182
1-2-78	105,312
1-1-79	105,629
1-1-80	105,526
1-1-81	104,863
1-1-82	105,611
1-1-83	104,991
1-2-84	103,217
1-1-85	102,594
1-1-86	103,292
1-1-87	103,168
1-1-88	103,847
1-2-89	101,688
1-1-90	103,450
1-1-91	101,273

Date	Attendance
1-1-92	103,566
1-1-93	94,236
1-1-94	101,237
1-2-95	102,247
1-1-96	100,102
1-1-97	100,635
1-1-98	101,219
1-1-99	93,872
1-1-00	93,731
1-1-01	94,392
1-3-02	93,781
1-1-03	86,848
1-1-04	93,849

*Record attendance. #Game held at Duke, Durham, N.C., due to war-time West Coast restrictions.

ORANGE BOWL

(Pro Player Stadium, Miami, Fla.; Capacity: 72,230)

Date	Attendance
1-1-35	5,134
1-1-36	6,568
1-1-37	9,210
1-1-38	18,972
1-2-39	32,191
1-1-40	29,278
1-1-41	29,554
1-1-42	35,786
1-1-43	25,166
1-1-44	25,203
1-1-45	23,279
1-1-46	35,709
1-1-47	36,152
1-1-48	59,578
1-1-49	60,523
1-2-50	64,816
1-1-51	65,181
1-1-52	65,839
1-1-53	66,280
1-1-54	68,640
1-1-55	68,750
1-2-56	76,561
1-1-57	73,280
1-1-58	76,561
1-1-59	75,281
1-1-60	72,186
1-2-61	72,212
1-1-62	68,150
1-1-63	72,880
1-1-64	72,647
1-1-65	72,647
1-1-66	72,214
1-2-67	72,426
1-1-68	77,993
1-1-69	77,719
1-1-70	77,282
1-1-71	80,699
1-1-72	78,151
1-1-73	80,010
1-1-74	60,477
1-1-75	71,801
1-1-76	76,799
1-1-77	65,537
1-2-78	60,987
1-1-79	66,365
1-1-80	66,714
1-1-81	71,043
1-1-82	72,748
1-1-83	68,713
1-2-84	72,549
1-1-85	56,294
1-1-86	74,178
1-1-87	52,717
1-1-88	74,760
1-2-89	79,480
1-1-90	81,190
1-1-91	77,062
1-1-92	77,747
1-1-93	57,324
1-1-94	81,536
1-1-95	*81,753
1-1-96	72,198
12-31-96	63,297
1-2-98	74,002
1-2-99	67,919

Date	Attendance
1-1-00	70,461
1-3-01	76,835
1-2-02	73,640
1-2-03	75,971
1-1-04	76,739

*Record attendance.

SUGAR BOWL

(Louisiana Superdome, New Orleans, La.; Capacity: 76,791)

Date	Attendance
1-1-35	22,026
1-1-36	35,000
1-1-37	41,000
1-1-38	45,000
1-2-39	50,000
1-1-40	73,000
1-1-41	73,181
1-1-42	72,000
1-1-43	70,000
1-1-44	69,000
1-1-45	72,000
1-1-46	75,000
1-1-47	73,300
1-1-48	72,000
1-1-49	82,000
1-2-50	82,470
1-1-51	82,000
1-1-52	82,000
1-1-53	82,000
1-1-54	76,000
1-1-55	82,000
1-2-56	80,175
1-1-57	81,000
1-1-58	82,000
1-1-59	82,000
1-1-60	83,000
1-2-61	82,851
1-1-62	82,910
1-1-63	82,900
1-1-64	80,785
1-1-65	65,000
1-1-66	67,421
1-2-67	82,000
1-1-68	78,963
1-1-69	82,113
1-1-70	82,500
1-1-71	78,655
1-1-72	84,031
12-31-72	80,123
12-31-73	*85,161
12-31-74	67,890
12-31-75	75,212
1-1-77	76,117
1-2-78	76,811
1-1-79	76,824
1-1-80	77,486
1-1-81	77,895
1-1-82	77,224
1-1-83	78,124
1-2-84	77,893
1-1-85	75,608
1-1-86	77,432
1-1-87	76,234
1-1-88	75,495
1-2-89	61,934
1-1-90	77,452
1-1-91	75,132
1-1-92	76,447
1-1-93	76,789
1-1-94	75,437
1-2-95	76,224
12-31-95	70,283
1-2-97	78,344
1-1-98	67,289
1-1-99	76,503
1-4-00	79,280
1-2-01	64,407
1-1-02	77,688
1-1-03	74,269
1-4-04	79,342

*Record attendance.

COTTON BOWL

(Cotton Bowl, Dallas, Texas; Capacity: 68,252)

Date	Attendance
1-1-37	17,000
1-1-38	37,000
1-2-39	40,000
1-1-40	20,000
1-1-41	45,500
1-1-42	38,000
1-1-43	36,000
1-1-44	15,000
1-1-45	37,000
1-1-46	45,000
1-1-47	38,000
1-1-48	43,000
1-1-49	69,000
1-2-50	75,347
1-1-51	75,349
1-1-52	75,347
1-1-53	75,504
1-1-54	75,504
1-1-55	75,504
1-2-56	75,504
1-1-57	68,000
1-1-58	75,504
1-1-59	75,504
1-1-60	75,504
1-2-61	74,000
1-1-62	75,504
1-1-63	75,504
1-1-64	75,504
1-1-65	75,504
1-1-66	76,200
12-31-66	75,400
1-1-68	75,504
1-1-69	72,000
1-1-70	73,000
1-1-71	72,000
1-1-72	72,000
1-1-73	72,000
1-1-74	67,500
1-1-75	67,500
1-1-76	74,500
1-1-77	54,500
1-2-78	*76,601
1-1-79	32,500
1-1-80	72,032
1-1-81	74,281
1-1-82	73,243
1-1-83	60,359
1-2-84	67,891
1-1-85	56,522
1-1-86	73,137
1-1-87	74,188
1-1-88	73,006
1-2-89	74,304
1-1-90	74,358
1-1-91	73,521
1-1-92	73,728
1-1-93	71,615
1-1-94	69,855
1-2-95	70,218
1-1-96	58,214
1-1-97	71,928
1-1-98	59,215
1-1-99	72,611
1-1-00	72,723
1-1-01	63,465
1-1-02	72,955
1-1-03	70,817
1-2-04	73,928

*Record attendance.

SUN BOWL#

(Sun Bowl, El Paso, Texas; Capacity: 51,270)

Date	Attendance
1-1-36	11,000
1-1-37	10,000
1-1-38	12,000
1-2-39	13,000
1-1-40	12,000
1-1-41	14,000
1-1-42	14,000
1-1-43	16,000

Date	Attendance
1-1-44	18,000
1-1-45	13,000
1-1-46	15,000
1-1-47	10,000
1-1-48	18,000
1-1-49	13,000
1-2-50	15,000
1-1-51	16,000
1-1-52	17,000
1-1-53	11,000
1-1-54	9,500
1-1-55	14,000
1-2-56	14,500
1-1-57	13,500
1-1-58	12,000
12-31-58	13,000
12-31-59	14,000
12-31-60	16,000
12-30-61	15,000
12-31-62	16,000
12-31-63	26,500
12-26-64	28,500
12-31-65	27,450
12-24-66	24,381
12-30-67	34,685
12-28-68	32,307
12-20-69	29,723
12-19-70	30,512
12-18-71	33,503
12-30-72	31,312
12-29-73	30,127
12-28-74	30,131
12-26-75	33,240
1-2-77	33,252
12-31-77	31,318
12-23-78	33,122
12-22-79	33,412
12-27-80	34,723
12-26-81	33,816
12-25-82	31,359
12-24-83	41,412
12-22-84	50,126
12-28-85	*52,203
12-25-86	48,722
12-25-87	43,240
12-24-88	48,719
12-30-89	44,887
12-31-90	50,562
12-31-91	42,821
12-31-92	41,622
12-24-93	43,848
12-30-94	50,612
12-29-95	49,116
12-31-96	42,721
12-31-97	49,104
12-31-98	46,612
12-31-99	48,757
12-29-00	49,093
12-31-01	47,812
12-31-02	48,917
12-31-03	49,894

*Record attendance. #Named John Hancock Bowl, 1989-93.

GATOR BOWL

(Alltel Stadium, Jacksonville, Fla.; Capacity: 76,976)

Date	Attendance
1-2-46	7,362
1-1-47	10,134
1-1-48	16,666
1-1-49	32,939
1-2-50	18,409
1-1-51	19,834
1-1-52	34,577
1-1-53	30,015
1-1-54	28,641
12-31-54	28,426
12-31-55	32,174
12-29-56	36,256
12-28-57	41,160
12-27-58	41,312
1-2-60	45,104
12-31-60	50,112
12-30-61	50,202
12-29-62	50,026

Date	Attendance
12-28-63	50,018
1-2-65	50,408
12-31-65	60,127
12-31-66	60,312
12-30-67	68,019
12-28-68	68,011
12-27-69	72,248
1-2-71	71,136
12-31-71	71,208
12-30-72	71,114
12-29-73	62,109
12-30-74	63,811
12-29-75	64,012
12-27-76	67,827
12-30-77	72,289
12-29-78	72,011
12-28-79	70,407
12-29-80	72,297
12-28-81	71,009
12-30-82	80,913
12-30-83	81,293
12-28-84	82,138
12-30-85	79,417
12-27-86	80,104
12-31-87	82,119
1-1-89	76,236
12-30-89	*82,911
1-1-91	68,927
12-29-91	62,003
12-31-92	71,233
12-31-93	67,205
12-30-94†	62,200
1-1-96	45,202
1-1-97	52,103
1-1-98	54,116
1-1-99	70,791
1-1-00	43,416
1-1-01	68,741
1-1-02	72,202
1-1-03	73,491
1-1-04	78,892

*Record attendance. †Played at Gainesville, Fla.

LIBERTY BOWL†

(Liberty Bowl Memorial Stadium, Memphis, Tenn.; Capacity: 62,338)

Date	Attendance
12-19-59	36,211
12-17-60	16,624
12-16-61	15,712
12-15-62	17,048
12-31-63	8,309
12-19-64	6,059
12-18-65	38,607
12-10-66	39,101
12-16-67	35,045
12-14-68	46,206
12-13-69	50,042
12-12-70	44,640
12-20-71	51,410
12-18-72	50,021
12-17-73	50,011
12-16-74	51,284
12-22-75	52,129
12-20-76	52,736
12-19-77	49,456
12-23-78	53,064
12-22-79	50,021
12-27-80	53,667
12-30-81	43,216
12-29-82	54,123
12-29-83	38,229
12-27-84	50,108
12-27-85	40,186
12-29-86	51,327
12-29-87	53,249
12-28-88	39,210
12-28-89	60,128
12-27-90	13,144
12-29-91	*61,497
12-31-92	32,107
12-28-93	21,097

Date	Attendance
12-31-94.....	33,280
12-30-95.....	47,398
12-27-96.....	49,163
12-31-97.....	50,209
12-31-98.....	52,192
12-31-99.....	54,866
12-29-00.....	58,302
12-31-01.....	58,968
12-31-02.....	55,207
12-31-03.....	55,989

*Record attendance. †Played at Philadelphia, 1959-63; Atlantic City, 1964; Memphis, from 1965.

CAPITAL ONE BOWL#

(Florida Citrus Bowl, Orlando, Fla.; Capacity: 70,000)

Date	Attendance
12-30-60.....	13,000
12-22-62.....	7,500
12-27-68.....	16,114
12-26-69.....	16,311
12-28-70.....	15,164
12-28-71.....	16,750
12-29-72.....	20,062
12-22-73@.....	37,234
12-21-74.....	20,246
12-20-75.....	20,247
12-18-76.....	37,812
12-23-77.....	44,502
12-23-78.....	31,356
12-22-79.....	38,666
12-20-80.....	52,541
12-19-81.....	50,045
12-18-82.....	51,296
12-17-83.....	50,183
12-22-84.....	51,821
12-28-85.....	50,920
1-1-87.....	51,113
1-1-88.....	53,152
1-2-89.....	53,571
1-1-90.....	60,016
1-1-91.....	72,328
1-1-92.....	64,192
1-1-93.....	65,861
1-1-94.....	72,456
1-2-95.....	71,195
1-1-96.....	70,797
1-1-97.....	63,467
1-1-98.....	*72,940
1-1-99.....	63,584
1-1-00.....	62,011
1-1-01.....	66,928
1-1-02.....	59,693
1-1-03.....	66,334
1-1-04.....	64,565

*Record attendance. #Named Tangerine Bowl from 1947-82; named Florida Citrus Bowl from 1983-93; named CompUSA Florida Citrus Bowl from 1994-99; named OurHouse.com Florida Citrus Bowl (2000); named Capital One/Florida Citrus Bowl (2001-02) and named Capital One Bowl since 2003. #The first 14 games in the Tangerine Bowl, through 12-30-60, are not listed because no major teams were involved. The same is true for those games played in December 1961, 1963, 1964, 1965, 1966 and 1967. @ Played at Gainesville, Fla.

PEACH BOWL

(Georgia Dome, Atlanta, Ga.; Capacity: 71,228)

Date	Attendance
12-30-68.....	35,545
12-30-69.....	48,452
12-30-70.....	52,126
12-30-71.....	36,771
12-29-72.....	52,671
12-28-73.....	38,107
12-28-74.....	31,695
12-31-75.....	45,134
12-31-76.....	54,132
12-31-77.....	36,733
12-25-78.....	20,277
12-31-79.....	57,371
1-2-81.....	45,384
12-31-81.....	37,582
12-31-82.....	50,134

Date	Attendance
12-30-83.....	25,648
12-31-84.....	41,107
12-31-85.....	29,857
12-31-86.....	53,668
1-2-88.....	58,737
12-31-88.....	44,635
12-30-89.....	44,991
12-29-90.....	38,912
1-1-92.....	59,322
1-2-93.....	69,125
12-31-93.....	63,416
1-1-95.....	64,902
12-30-95.....	70,825
12-28-96.....	63,622
1-2-98.....	71,212
12-31-98.....	72,876
12-30-99.....	73,315
12-29-00.....	73,614
12-31-01.....	71,827
12-31-02.....	68,330
1-2-04.....	*75,125

*Record attendance.

FIESTA BOWL

(Sun Devil Stadium, Tempe, Ariz.; Capacity: 73,471)

Date	Attendance
12-27-71.....	51,089
12-23-72.....	51,318
12-21-73.....	50,878
12-28-74.....	50,878
12-26-75.....	51,396
12-25-76.....	48,174
12-25-77.....	57,727
12-25-78.....	55,227
12-25-79.....	55,347
12-26-80.....	66,738
1-1-82.....	71,053
1-1-83.....	70,533
1-2-84.....	66,484
1-1-85.....	60,310
1-1-86.....	72,454
1-2-87.....	73,098
1-1-88.....	72,112
1-2-89.....	74,911
1-1-90.....	73,953
1-1-91.....	69,098
1-1-92.....	71,133
1-1-93.....	70,224
1-1-94.....	72,260
1-2-95.....	73,968
1-2-96.....	79,864
1-1-97.....	65,106
12-31-97.....	69,367
1-4-99.....	*80,470
1-2-00.....	71,526
1-1-01.....	75,428
1-1-02.....	74,118
1-3-03.....	77,502
1-2-04.....	73,425

*Record attendance.

INDEPENDENCE BOWL

(Independence Stadium, Shreveport, La.; Capacity: 50,459)

Date	Attendance
12-13-76.....	15,542
12-17-77.....	18,500
12-16-78.....	18,200
12-15-79.....	27,234
12-13-80.....	45,000
12-12-81.....	47,300
12-11-82.....	49,503
12-10-83.....	41,274
12-15-84.....	41,000
12-21-85.....	42,800
12-20-86.....	46,369
12-19-87.....	41,683
12-23-88.....	20,242
12-16-89.....	30,333
12-15-90.....	48,325
12-29-91.....	46,932
12-31-92.....	31,337
12-31-93.....	33,819

Date	Attendance
12-28-94.....	27,242
12-29-95.....	48,835
12-31-96.....	41,366
12-28-97.....	*50,459
12-31-98.....	46,862
12-31-99.....	49,873
12-31-00.....	36,974
12-27-01.....	45,627
12-27-02.....	46,096
12-31-03.....	49,625

*Record attendance.

HOLIDAY BOWL

(Qualcomm Stadium, San Diego, Calif.; Capacity: 68,500)

Date	Attendance
12-28-78.....	52,500
12-21-79.....	52,200
12-19-80.....	50,214
12-18-81.....	52,419
12-17-82.....	52,533
12-23-83.....	51,480
12-21-84.....	61,243
12-22-85.....	42,324
12-30-86.....	59,473
12-30-87.....	61,892
12-30-88.....	60,718
12-29-89.....	61,113
12-29-90.....	61,441
12-30-91.....	60,646
12-30-92.....	44,457
12-30-93.....	52,108
12-30-94.....	59,453
12-29-95.....	51,051
12-30-96.....	54,749
12-29-97.....	50,761
12-30-98.....	*65,354
12-29-99.....	57,118
12-29-00.....	63,278
12-28-01.....	60,548
12-27-02.....	58,717
12-30-03.....	61,102

*Record attendance.

OUTBACK BOWL#

(Raymond James Stadium, Tampa, Fla.; Capacity: 65,657)

Date	Attendance
12-23-86.....	25,368
1-2-88.....	60,156
1-2-89.....	51,112
1-1-90.....	52,535
1-1-91.....	63,154
1-1-92.....	57,789
1-1-93.....	52,056
1-1-94.....	52,649
1-2-95.....	61,384
1-1-96.....	65,313
1-1-97.....	53,161
1-1-98.....	56,116
1-1-99.....	66,005
1-1-00.....	54,059
1-1-01.....	65,229
1-1-02.....	*66,249
1-1-03.....	65,101
1-1-04.....	65,372

*Record attendance. #Named Hall of Fame Bowl before 1996.

INSIGHT BOWL#

(Bank One Ballpark, Phoenix, Ariz.; Capacity: 43,080)

Date	Attendance
12-31-89.....	37,237
12-31-90.....	36,340
12-31-91.....	35,752
12-29-92.....	40,876
12-29-93.....	49,075
12-29-94.....	45,122
12-27-95.....	41,004
12-27-96.....	42,122
12-27-97.....	*49,385
12-26-98.....	36,147

Date	Attendance
12-31-99	35,762
12-28-00	41,813
12-29-01	40,028
12-26-02	40,533
12-26-03	42,364

*Record attendance. #Named Copper Bowl before 1997; named Insight.com Bowl from 1997-02.

TANGERINE BOWL#

(Florida Citrus Bowl, Orlando, Fla.; Capacity: 70,000)

Date	Attendance
12-28-90	*74,021
12-28-91	52,644
1-1-93	45,554
1-1-94	38,516
1-2-95	50,833
12-30-95	34,428
12-27-96	46,418
12-29-97	28,262
12-29-98	44,387
12-20-99	31,089
12-28-00	28,359
12-20-01	28,562
12-23-02	21,689
12-22-03	26,482

*Record attendance. #Named the Blockbuster Bowl from 1990-93; named Carquest Bowl from 1994-97; named Micron PC Bowl in 1998; named MicronPC.com Bowl in 1999 and 2000; named Visit Florida Tangerine Bowl in 2001; named Mazda Tangerine Bowl in 2002 and 2003; and named Tangerine Bowl in 2004.

LAS VEGAS BOWL#

(Sam Boyd Stadium, Las Vegas, Nev.; Capacity: 40,000)

Date	Attendance
12-18-92	15,476
12-17-93	15,508
12-15-94	17,562
12-14-95	11,127
12-19-96	10,118
12-20-97	21,514
12-19-98	21,429
12-18-99	28,227
12-21-00	29,113
12-25-01	*30,894
12-25-02	30,324
12-24-03	25,437

*Record attendance. #Named Las Vegas Bowl from 1992-98, in 2000, and since 2003; named EA Sports Las Vegas Bowl in 1999; and named Sega Sports Las Vegas Bowl in 2001 and 2002.

MASTERCARD ALAMO BOWL#

(Alamodome, San Antonio, Texas; Capacity: 65,000)

Date	Attendance
12-31-93	45,716
12-31-94	44,106
12-28-95	64,597
12-29-96	55,677
12-30-97	55,552
12-29-98	60,780
12-28-99	*65,380
12-30-00	60,028
12-29-01	65,232
12-28-02	50,690
12-29-03	56,226

*Record attendance. #Named Builders Square Alamo Bowl from 1993 to 1998; named Sylvania Alamo Bowl from 1999 to 2001; named Alamo Bowl in 2002 and 2003; and named MasterCard Alamo Bowl since 2004.

MPC COMPUTERS BOWL#

(Bronco Stadium, Boise, Idaho; Capacity: 30,000)

Date	Attendance
12-29-97	16,131
12-30-98	19,664
12-30-99	29,283
12-28-00	26,203
12-31-01	23,472
12-31-02	*30,446
1-3-04	23,118

*Record attendance. #Named Sports Humanitarian Bowl in 1997; named Humanitarian Bowl in 1998; named Crucial.com Humanitarian Bowl from 1999-03; and named MPC Computers Bowl since 2004.

MOTOR CITY BOWL

(Ford Field, Detroit, Mich.; Capacity: 65,000)

Date	Attendance
12-26-97	43,340
12-23-98	32,206
12-27-99	44,863
12-27-00	*52,911
12-29-01	44,164
12-26-02	51,872
12-26-03	51,286

*Record attendance. Played in Pontiac Silverdome, Pontiac, Mich, from 1997-01.

MUSIC CITY BOWL@

(The Coliseum, Nashville, Tenn.; Capacity: 67,000)

Date	Attendance
12-29-98	#41,248
12-29-99	*59,221
12-28-00	47,119
12-28-01	46,125
12-30-02	39,183
12-31-03	55,109

*Record attendance. #Held at Vanderbilt Stadium. @Named Music City Bowl in 1998, 2000 and 2001; named HomePoint.com Music City Bowl in 1999; named Gaylord Hotels Music City Bowl in 2002 and 2003; and named Gaylord Hotels Music City Bowl Presented By Bridgestone since 2004.

GMAC BOWL#

(Ladd-Peebles Stadium, Mobile, Ala.; Capacity: 40,643)

Date	Attendance
12-22-99	34,200
12-20-00	40,300
12-19-01	40,139
12-18-02	*40,646
12-18-03	40,620

*Record attendance. #Named Mobile Alabama Bowl in 1999; named GMAC Mobile Alabama Bowl in 2000; and named GMAC Bowl since 2001.

EV1.NET HOUSTON BOWL#

(Reliant Stadium, Houston, Texas; Capacity: 69,500)

Date	Attendance
12-27-00	33,899
12-28-01	*53,480
12-27-02	44,687
12-30-03	51,068

*Record attendance. #Played at Reliant Astrodome, Houston, Texas, in 2000 and 2001. Named galleryfurniture.com Bowl in 2000 and 2001; named Houston Bowl in 2002; and EV1.net Houston Bowl since 2003.

SILICON VALLEY CLASSIC

(Spartan Stadium, San Jose, California; Capacity: 31,500)

Date	Attendance
12-31-00	26,542
12-31-01	*30,456
12-31-02	10,132
12-30-03	20,126

*Record attendance.

WYNDHAM NEW ORLEANS BOWL#

(New Orleans Superdome, New Orleans, La.: Capacity: 76,791)

Date	Attendance
12-18-01	*27,004
12-17-02	19,024
12-16-03	25,184

*Record attendance. #Named New Orleans Bowl from 2001 to 2003; named Wyndham New Orleans Bowl since 2004.

SHERATON HAWAII BOWL#

(Aloha Stadium, Honolulu, Hawaii; Capacity: 50,000)

Date	Attendance
12-25-02	*31,535
12-25-03	29,005

*Record attendance. #Named ConAgra Foods Hawaii Bowl in 2002; named Sheraton Hawaii Bowl since 2003.

CONTINENTAL TIRE BOWL

(Bank of America Stadium, Charlotte, North Carolina; Capacity: 73,367)

Date	Attendance
12-28-02	*73,535
12-27-03	51,236

*Record attendance.

EMERALD BOWL#

(SBC Park, San Francisco, California; Capacity: 37,000)

Date	Attendance
12-31-02	*25,966
12-31-03	25,621

*Record attendance. #Named Diamond Walnut San Francisco Bowl in 2002 and 2003; named Emerald Bowl since 2004.

PLAINSCAPITAL FORT WORTH BOWL

(Amon G. Carter Stadium, Fort Worth, Texas; Capacity: 46,000)

Date	Attendance
12-23-03	38,028

Former Major Bowl Games

(For participating teams, refer to pages 288-289.)

ALAMO

(San Antonio, Texas)

Date	Attendance
1-4-47	3,730

ALL-AMERICAN

(Birmingham, Ala.)

Date	Attendance
12-22-77	47,000
12-20-78	41,500
12-29-79	62,785
12-27-80	30,000
12-31-81	41,672
12-31-82	75,000
12-22-83	42,000
12-29-84	47,300
12-31-85	45,000
12-31-86	30,000
12-22-87	37,000
12-29-88	48,218
12-28-89	47,750
12-28-90	44,000

(Named Hall of Fame Classic until 1986 and then discontinued after 1990 game; played at Legion Field, capacity 75,952)

ALOHA CLASSIC#

(Honolulu, Hawaii)

Date	Attendance
12-25-82	30,055
12-26-83	37,212
12-29-84	41,777
12-28-85	35,183
12-27-86	26,743
12-25-87	24,839
12-25-88	35,132
12-25-89	*50,000
12-25-90	14,185
12-25-91	34,433
12-25-92	42,933
12-25-93	44,009
12-25-94	44,862
12-25-95	41,111

BOWL/ALL-STAR RECORDS

Date	Attendance
12-25-96.....	43,380
12-25-97.....	44,598
12-25-98.....	46,451
12-25-99.....	40,974
12-25-00.....	24,397

*Record attendance. #Named Aloha Bowl before 1998.

AVIATION (Dayton, Ohio)

Date	Attendance
12-9-61.....	3,694

BACARDI (Havana, Cuba)

Date	Attendance
1-1-37.....	12,000

BLUEBONNET (Houston, Texas)

Date	Attendance
12-19-59.....	55,000
12-17-60.....	68,000
12-16-61.....	52,000
12-22-62.....	55,000
12-21-63.....	50,000
12-19-64.....	50,000
12-18-65.....	40,000
12-17-66.....	67,000
12-23-67.....	30,156
12-31-68.....	53,543
12-31-69.....	55,203
12-31-70.....	53,829
12-31-71.....	54,720
12-30-72.....	52,961
12-29-73.....	44,358
12-23-74.....	35,122
12-27-75.....	52,748
12-31-76.....	48,618
12-31-77.....	52,842
12-31-78.....	34,084
12-31-79.....	40,542
12-31-80.....	36,667
12-31-81.....	40,309
12-31-82.....	31,557
12-31-83.....	50,090
12-31-84.....	43,260
12-31-85.....	42,000
12-31-86.....	40,476
12-31-87.....	23,282

(Played at Rice Stadium 1959-67 and 1985, Astrodome 1968-84 and from 1986; Astrodome capacity 60,000)

BLUEGRASS (Louisville, Ky.)

Date	Attendance
12-13-58.....	7,000

CALIFORNIA (Fresno, Calif.)

Date	Attendance
12-19-81.....	15,565
12-18-82.....	30,000
12-17-83.....	20,464
12-15-84.....	21,741
12-14-85.....	32,554
12-13-86.....	10,743
12-12-87.....	24,000
12-10-88.....	31,272
12-9-89.....	31,610
12-8-90.....	25,431
12-14-91.....	34,825

CAMELLIA (Lafayette, La.)

Date	Attendance
12-30-48.....	4,500

CHERRY (Pontiac, Mich.)

Date	Attendance
12-22-84.....	70,332
12-21-85.....	51,858

DELTA (Memphis, Tenn.)

Date	Attendance
1-1-48.....	28,120
1-1-49.....	15,069

DIXIE BOWL (Birmingham, Ala.)

Date	Attendance
1-1-48.....	22,000
1-1-49.....	20,000

DIXIE CLASSIC (Dallas, Texas)

Date	Attendance
1-2-22.....	12,000
1-1-25.....	7,000
1-1-34.....	12,000

FORT WORTH CLASSIC (Fort Worth, Texas)

Date	Attendance
1-1-21.....	9,000

FREEDOM (Anaheim, Calif.)

Date	Attendance
12-26-84.....	24,093
12-30-85.....	30,961
12-30-86.....	55,422
12-30-87.....	33,261
12-29-88.....	35,941
12-30-89.....	33,858
12-29-90.....	41,450
12-30-91.....	34,217
12-29-92.....	50,745
12-30-93.....	37,203
12-27-94.....	27,477

GARDEN STATE (East Rutherford, N.J.)

Date	Attendance
12-16-78.....	33,402
12-15-79.....	55,493
12-14-80.....	41,417
12-13-81.....	38,782

GOTHAM (New York, N.Y.)

Date	Attendance
12-9-61.....	15,123
12-15-62.....	6,166

GREAT LAKES (Cleveland, Ohio)

Date	Attendance
12-6-47.....	14,908

HARBOR (San Diego, Calif.)

Date	Attendance
1-1-47.....	7,000
1-1-48.....	12,000
1-1-49.....	20,000

LOS ANGELES CHRISTMAS FESTIVAL (Los Angeles, Calif.)

Date	Attendance
12-25-24.....	47,000

MERCY (Los Angeles, Calif.)

Date	Attendance
11-23-61.....	33,145

OIL (Houston, Texas)

Date	Attendance
1-1-46.....	27,000
1-1-47.....	23,000

PASADENA (Pasadena, Calif.)

Date	Attendance
12-2-67.....	28,802
12-6-69.....	41,276
12-19-70.....	20,472
12-18-71.....	15,244

PRESIDENTIAL CUP (College Park, Md.)

Date	Attendance
12-9-50.....	12,245

RAISIN (Fresno, Calif.)

Date	Attendance
1-1-46.....	10,000
1-1-47.....	13,000
1-1-48.....	13,000
1-1-49.....	10,000
12-31-49.....	9,000

SALAD (Phoenix, Ariz.)

Date	Attendance
1-1-48.....	12,500
1-1-49.....	17,500
1-1-50.....	18,500
1-1-51.....	23,000
1-1-52.....	17,000

SAN DIEGO EAST-WEST CHRISTMAS CLASSIC (San Diego, Calif.)

Date	Attendance
12-26-21.....	5,000
12-25-22.....	5,000

SEATTLE BOWL# (Seattle, Wash.)

Date	Attendance
12-25-98.....	*46,451
12-25-99.....	40,974
12-24-00.....	24,187
12-27-01.....	30,144
12-30-02.....	38,241

*Record attendance. #Named Oahu Classic before 2001 and played at Honolulu, Hawaii. In 2001, played at Safeco Field, Seattle, Wash. In 2002, played at Seahawks Stadium, Seattle, Wash.

SHRINE (Little Rock, Ark.)

Date	Attendance
12-18-48.....	5,000

Individual Records

Only official records after 1937 are included. Prior records are included if able to be substantiated. Each team's score is in parentheses after the team name. The year listed is the actual (calendar) year the game was played; the date is included if the bowl was played twice (i.e., January and December) during one calendar year. The list also includes discontinued bowls, marked with (D). Bowls are listed by the name of the bowl at the time it was played: the first Hall of Fame Bowl (1977-85) was called the All-American Bowl in 1986-90; the second Hall of Fame Bowl (1986-95) is now called the Outback Bowl and is played in Tampa, Fla.; the Sun Bowl was called the John Hancock Bowl in 1989-93, the John Hancock Sun Bowl in 1987-88, and reverted to the Sun Bowl in 1994; the Blockbuster Bowl changed its name to the Carquest Bowl in 1993, to the Micronpc.com Bowl in 1998, and to the Tangerine Bowl in 2001. The Copper Bowl changed its name to the Insight.com Bowl in 1997 and to the Insight Bowl in 2002. The Capital One Bowl was the former and original Tangerine Bowl from 1947-82 and was known as the Florida Citrus Bowl from 1983-02. The current Tangerine Bowl is not to be confused with the Capital One Bowl, which is the former and original Tangerine Bowl. In 2004, the San Francisco Bowl changed its name to the Emerald Bowl and the Humanitarian Bowl changed its name to the MPC Computers Bowl. All former bowl names and sites are listed with each present bowl history. The NCAA Statistics Service thanks former staff member Steve Boda for his valuable assistance in compiling these records.

Total Offense

MOST TOTAL PLAYS

83—Kyle Orton, Purdue (27) vs. Washington St. (33) (Sun, 2001) (9 rush, 74 pass, 402 yards)

MOST TOTAL YARDS

594—Ty Detmer, Brigham Young (39) vs. Penn St. (50) (Holiday, 1989) (18 rushing yards, 576 passing yards, 67 plays)

HIGHEST AVERAGE PER PLAY

(Min. 10 Plays)

24.1—Dickie Maegle, Rice (28) vs. Alabama (6) (Cotton, 1954) (11 for 265)

MOST TOUCHDOWNS RESPONSIBLE FOR

(TDs Scored & Passed For)

6—Bobby Layne, Texas (40) vs. Missouri (27) (Cotton, 1946) (3 rush, 2 pass, 1 receiving); (D) Chuck Long, Iowa (55) vs. Texas (17) (Freedom, 1984) (6 pass)

Rushing

MOST RUSHING ATTEMPTS

46—(D) Ron Jackson, Tulsa (28) vs. San Diego St. (17) (Freedom, 1991) (211 yards)

MOST NET RUSHING YARDS

280—(D) James Gray, Texas Tech (49) vs. Duke (21) (All-American, 1989) (33 carries)

MOST NET RUSHING YARDS BY A QUARTERBACK

199—Tommie Frazier, Nebraska (62) vs. Florida (24) (Fiesta, 1996) (16 carries)

HIGHEST AVERAGE PER RUSH

(Min. 9 Carries)

24.1—Dickie Maegle, Rice (28) vs. Alabama (6) (Cotton, 1954) (11 for 265)

MOST NET RUSHING YARDS BY TWO RUSHERS, SAME TEAM, OVER 100 YARDS RUSHING EACH

373—Woody Green (202) & Brent McClanahan (171), Arizona St. (49) vs. Missouri (35) (Fiesta, 1972)

MOST RUSHING TOUCHDOWNS

5—Neil Snow, Michigan (49) vs. Stanford (0) (Rose, 1902) (touchdowns counted as five-point scores); Barry Sanders, Oklahoma St. (62) vs. Wyoming (14) (Holiday, 1988) (runs of 33, 2, 67, 1, 10 yards)

Passing

MOST PASS ATTEMPTS

74—Kyle Orton, Purdue (27) vs. Washington St. (33) (Sun, 2001) (completed 38)

MOST PASS COMPLETIONS

43—(D) Steve Clarkson, San Jose St. (25) vs. Toledo (27) (California, 1981) (attempted 62)

MOST CONSECUTIVE PASS COMPLETIONS

19—Mike Bobo, Georgia (33) vs. Wisconsin (6) (Outback, 1998)

MOST NET PASSING YARDS

576—Ty Detmer, Brigham Young (39) vs. Penn St. (50) (Holiday, 1989) (42 of 59 with 2 interceptions); Byron Leftwich, Marshall (64) vs. East Caro. (61) (2 ot) (GMAC, 2001) (41 of 70 with 2 interceptions)

MOST NET PASSING YARDS, ONE QUARTER

223—Browning Nagle, Louisville (34) vs. Alabama (7) (Fiesta, 1991) (1st quarter, 9 of 16)

MOST TOUCHDOWN PASSES THROWN

6—(D) Chuck Long, Iowa (55) vs. Texas (17) (Freedom, 1984) (29 of 39 with no interceptions) (touchdown passes of 6, 11, 33, 49, 4, 15 yards)

MOST PASSES HAD INTERCEPTED

6—Bruce Lee, Arizona (10) vs. Auburn (34) (Sun, 1968) (6 of 24)

HIGHEST COMPLETION PERCENTAGE

(Min. 10 Attempts)

.929—Mike Bobo, Georgia (33) vs. Wisconsin (6) (Outback, 1998) (26 of 28 with no interceptions)

MOST YARDS PER PASS ATTEMPT

(Min. 10 Attempts)

21.3—(D) Chris McCoy, Navy (42) vs. California (38) (Aloha, 1996) (13 for 277)

MOST YARDS PER PASS COMPLETION

(Min. 7 Completions)

30.8—(D) Chris McCoy, Navy (42) vs. California (38) (Aloha, 1996) (9 for 277)

Receiving

MOST PASS RECEPTIONS

20—Walker Gillette, Richmond (49) vs. Ohio (42) (Tangerine, 1968) (242 yards); (D) Norman Jordan, Vanderbilt (28) vs. Air Force (36) (Hall of Fame, 1982) (173 yards)

MOST PASS RECEIVING YARDS

299—Rodney Wright, Fresno St. (35) vs. Michigan St. (44) (Silicon Valley, 2001) (13 receptions)

HIGHEST AVERAGE PER CATCH

(Min. 3 Receptions)

52.3—Phil Harris, Texas (28) vs. Navy (6) (Cotton, 1964) (3 for 157); Jason Anderson, Wake Forest (38) vs. Oregon (17) (Seattle, 2002) (3 for 157)

MOST TOUCHDOWNS RECEIVING

4—(D) Bob McChesney, Hardin-Simmons (49) vs. Wichita St. (12) (Camellia, 1948) (8 catches); Fred Biletnikoff, Florida St. (36) vs. Oklahoma (19) (Gator, Jan. 2, 1965) (13 catches)

Scoring

MOST POINTS SCORED

30—Barry Sanders, Oklahoma St. (62) vs. Wyoming (14) (Holiday, 1988) (5 touchdowns); (D) Sheldon Canley, San Jose St. (48) vs. Central Mich. (24) (California, 1990) (5 touchdowns); Steven Jackson, Oregon St. (55) vs. New Mexico (14) (Las Vegas, 2003) (5 TDs)

MOST POINTS RESPONSIBLE FOR (TDs SCORED & PASSED FOR, EXTRA POINTS, AND FGs)

40—Bobby Layne, Texas (40) vs. Missouri (27) (Cotton, 1946) (18 rushing, 12 passing, 6 receiving and 4 PATs)

MOST TOUCHDOWNS SCORED

5—Neil Snow, Michigan (49) vs. Stanford (0) (Rose, 1902) (5 rushing five-point TDs); Barry Sanders, Oklahoma St. (62) vs. Wyoming (14) (Holiday, 1988) (5 rushing); (D) Sheldon Canley, San Jose St. (48) vs. Central Mich. (24) (California, 1990) (4 rushing, 1 receiving); Steven Jackson, Oregon St. (55) vs. New Mexico (14) (Las Vegas, 2003) (4 rushing, 1 receiving)

MOST TWO-POINT CONVERSIONS

2—Ernie Davis, Syracuse (23) vs. Texas (14) (Cotton, 1960) (2 receptions)

Kicking

MOST FIELD GOALS ATTEMPTED

6—Jess Atkinson, Maryland (23) vs. Tennessee (30) (Florida Citrus, 1983) (made 5); Kyle Bryant, Texas A&M (22) vs. Michigan (20) (Alamo, 1995) (made 5)

MOST FIELD GOALS MADE

5—Jess Atkinson, Maryland (23) vs. Tennessee (30) (Florida Citrus, 1983) (18, 48, 31, 22, 26 yards); Arden Czychewski, Florida (28) vs. Notre Dame (39) (Sugar, 1992) (26, 24, 36, 37, 24 yards); Tim Rogers, Mississippi St. (24) vs. North Carolina St. (28) (Peach, Jan. 1, 1995) (37, 21, 29, 36, 30 yards); Kyle Bryant, Texas A&M (22) vs. Michigan (20) (Alamo, 1995) (27, 49, 47, 31, 37 yards); Dan Nystrom, Minnesota (29) vs. Arkansas (14) (Music City, 2002) (24, 45, 21, 22, 29 yards)

MOST EXTRA-POINT KICK ATTEMPTS

9—(D) James Weaver, Centre (63) vs. TCU (7) (Fort Worth Classic, 1921) (9 made); Bobby Luna, Alabama (61) vs. Syracuse (6) (Orange, 1953) (7 made); Layne Talbot, Texas A&M (65) vs. Brigham Young (14) (Holiday, 1990) (9 made)

MOST EXTRA-POINT KICKS MADE

9—(D) James Weaver, Centre (63) vs. TCU (7) (Fort Worth Classic, 1921) (9 attempts); Layne Talbot, Texas A&M (65) vs. Brigham Young (14) (Holiday, 1990) (9 attempts)

MOST POINTS BY A KICKER

19—Kevin Miller, East Caro. (61) vs. Marshall (64) (2 ot) (GMAC, 2001) (4 FGs, 7 PATs)

Punting

MOST PUNTS

21—Everett Sweeney, Michigan (49) vs. Stanford (0) (Rose, 1902)

HIGHEST AVERAGE PER PUNT

(Min. 5 Punts)

53.8—Mat McBrier, Hawaii (28) vs. Tulane (36) (Hawaii, 2002) (5 for 269)

Punt Returns

MOST PUNT RETURNS

9—Paddy Driscoll, Great Lakes (17) vs. Mare Island (0) (Rose, 1919) (115 yards); Buzzy Rosenberg, Georgia (7) vs. North Carolina (3) (Gator, Dec. 31, 1971) (54 yards)

MOST PUNT RETURN YARDS

136—Johnny Rodgers, Nebraska (38) vs. Alabama (6) (Orange, 1972) (6 returns)

HIGHEST PUNT RETURN AVERAGE

(Min. 3 Returns)

40.7—George Fleming, Washington (44) vs. Wisconsin (8) (Rose, 1960) (3 for 122)

MOST TOUCHDOWNS ON PUNT RETURNS

2—James Henry, Southern Miss. (38) vs. UTEP (18) (Independence, 1988) (65 and 45 yards)

Kickoff Returns**MOST KICKOFF RETURNS**

8—Todd Howard, Michigan (17) vs. Tennessee (45) (Florida Citrus, 2002) (125 yards)

MOST KICKOFF RETURN YARDS

220—Mike Rigell, Brigham Young (27) vs. Tulane (41) (Liberty, 1998) (6 returns)

HIGHEST KICKOFF RETURN AVERAGE**(Min. 2 Returns)**

60.5—(D) Bob Smith, Texas A&M (40) vs. Georgia (20) (Presidential Cup, 1950) (2 for 121)

MOST TOUCHDOWNS ON KICKOFF RETURNS

1—Many players tied

Interceptions**MOST INTERCEPTIONS MADE**

4—(D) Manuel Aja, Arizona St. (21) vs. Xavier (Ohio) (33) (Salad, 1950); Jim Dooley, Miami (Fla.) (14) vs. Clemson (0) (Gator, 1952)

MOST INTERCEPTION RETURN YARDAGE

148—Elmer Layden, Notre Dame (27) vs. Stanford (10) (Rose, 1925) (2 interceptions)

All-Purpose Yards

(Includes All Runs From Scrimmage, Pass Receptions and All Returns)

MOST ALL-PURPOSE PLAYS**(Must Have at Least One Reception or Return)**

47—(D) Ron Jackson, Tulsa (28) vs. San Diego St. (17) (Freedom, 1991) (46 rushes, 1 reception)

MOST ALL-PURPOSE YARDS GAINED**(Must Have at Least One Reception or Return)**

359—Sherman Williams, Alabama (24) vs. Ohio St. (17) (Florida Citrus, 1995) (166 rushing, 155 receiving, 38 kickoff returns)

Defensive Statistics**MOST TOTAL TACKLES MADE (Includes Assists)**

31—Lee Roy Jordan, Alabama (17) vs. Oklahoma (0) (Orange, 1963)

MOST SOLO TACKLES

18—Rod Smith, Notre Dame (39) vs. Florida (28) (Sugar, 1992)

MOST TACKLES FOR LOSSES

5—Jimmy Walker, Arkansas (10) vs. UCLA (10) (Fiesta, 1978); (D) Michael Jones, Colorado (17) vs. Brigham Young (20) (Freedom, 1988) (20 yards)

MOST QUARTERBACK SACKS

6—Shay Muirbrook, Brigham Young (19) vs. Kansas St. (15) (Colton, 1997)

MOST FUMBLE RECOVERIES

2—Rod Kirby, Pittsburgh (7) vs. Arizona St. (28) (Fiesta, 1973); (D) Michael Stewart, Fresno St. (51) vs. Bowling Green (7) (California, 1985); Randall Brown, Ohio St. (17) vs. Alabama (24) (Florida Citrus, 1995)

MOST BLOCKED KICKS

2—Carlton Williams, Pittsburgh (7) vs. Arizona St. (28) (Fiesta, 1973) (2 PATs); Bracey Walker, North Carolina (21) vs. Mississippi St. (17) (Peach, Jan. 2, 1993) (2 punts)

MOST BLOCKED PUNTS

2—Bracey Walker, North Carolina (21) vs. Mississippi St. (17) (Peach, Jan. 2, 1993)

MOST PASSES BROKEN UP

5—Dyshod Carter, Kansas St. (34) vs. Purdue (37) (Alamo, 1998)

Team Records

Totals for each team in both-team records are in brackets after the team's score.

Total Offense**MOST TOTAL PLAYS**

107—Purdue (27) vs. Washington St. (33) (Sun, 2001) (32 rush, 75 pass) (474 yards)

MOST TOTAL PLAYS, BOTH TEAMS

180—Marshall (64) [104] & East Caro. (61) [76] (2 ot) (GMAC, 2001) (1,141 yards); Hawaii (54) [91] & Houston (48) [89] (3 ot) (Hawaii, 2003) (1,158 yards)

MOST YARDS GAINED

718—Arizona St. (49) vs. Missouri (35) (Fiesta, 1972) (452 rushing, 266 passing)

MOST YARDS GAINED, BOTH TEAMS

1,158—Hawaii (54) [641] & Houston (48) [517] (3 ot) (Hawaii, 2003) (180 plays)

HIGHEST AVERAGE GAINED PER PLAY

9.6—North Carolina St. (56) vs. Kansas (Tangerine, 2003) (68 for 653)

FEWEST PLAYS

35—Tennessee (0) vs. Texas (16) (Cotton, 1953) (29 rush, 6 pass)

FEWEST PLAYS, BOTH TEAMS

107—TCU (16) [54] & Marquette (6) [53] (Cotton, 1937); Tennessee (17) [64] & Oklahoma (0) [43] (Orange, 1939)

FEWEST YARDS

Minus 21—U. of Mexico (0) vs. Southwestern (Tex.) (35) (Sun, 1945) (29 rushing, -50 passing)

FEWEST YARDS, BOTH TEAMS

260—Randolph Field (7) [150] & Texas (7) [110] (Cotton, 1944)

LOWEST AVERAGE GAINED PER PLAY

0.9—Tennessee (0) vs. Texas (16) (Cotton, 1953) (35 for 32)

Rushing**MOST RUSHING ATTEMPTS**

87—Oklahoma (40) vs. Auburn (22) (Sugar, Jan. 1, 1972) (439 yards)

MOST RUSHING ATTEMPTS, BOTH TEAMS

122—Mississippi St. (26) [68] & North Carolina (24) [54] (Sun, 1974) (732 yards); (D) Southern California (47) [50] & Texas A&M (28) [72] (Bluebonnet, 1977) (864 yards)

MOST NET RUSHING YARDS

524—Nebraska (62) vs. Florida (24) (Fiesta, 1996) (68 attempts)

MOST NET RUSHING YARDS, BOTH TEAMS

864—(D) Southern California (47) [378] & Texas A&M (28) [486] (Bluebonnet, 1977) (122 attempts)

HIGHEST RUSHING AVERAGE**(Min. 30 Attempts)**

9.3—Texas Tech (55) vs. Air Force (41) (Copper, 1995) (39 for 361)

FEWEST RUSHING ATTEMPTS

12—(D) Vanderbilt (28) vs. Air Force (36) (Hall of Fame, 1982) (35 yards)

FEWEST RUSHING ATTEMPTS, BOTH TEAMS

56—Mississippi (27) [33] & Oklahoma (25) [23] (Independence, 1999)

FEWEST RUSHING YARDS

Minus 61—(D) Kansas St. (7) vs. Boston College (12) (Aloha, 1994) (23 attempts)

FEWEST RUSHING YARDS, BOTH TEAMS

51—(D) Utah (16) [6] & Arizona (13) [45] (Freedom, 1994)

LOWEST RUSHING AVERAGE**(Min. 20 Attempts)**

Minus 2.7—(D) Kansas St. (7) vs. Boston College (12) (Aloha, 1994) (23 for -61)

RUSHING DEFENSE, FEWEST YARDS ALLOWED

Minus 61—(D) Boston College (12) vs. Kansas St. (7) (Aloha, 1994) (23 attempts)

Passing**MOST PASS ATTEMPTS**

75—Purdue (27) vs. Washington St. (33) (Sun, 2001) (38 completions, 4 interceptions, 419 yards)

MOST PASS ATTEMPTS, BOTH TEAMS

116—Purdue (27) [75] & Washington St. (33) [41] (Sun, 2001) (53 completions)

MOST PASS COMPLETIONS

43—(D) San Jose St. (25) vs. Toledo (27) (California, 1981) (63 attempts, 5 interceptions, 467 yards)

MOST PASS COMPLETIONS, BOTH TEAMS

64—Texas (47) [37] & Washington (43) [27] (Holiday, 2001) (109 attempted); Texas Tech (55) [39] & Clemson (15) [25] (Tangerine, 2002) (108 attempted)

MOST PASSING YARDS

576—Brigham Young (39) vs. Penn St. (50) (Holiday, 1989) (42 completions, 59 attempts, 2 interceptions); Marshall (64) vs. East Caro. (61) (2 ot) (GMAC, 2001) (41 completions, 70 attempts, 2 interceptions)

MOST PASSING YARDS, BOTH TEAMS

907—Michigan St. (44) [376] & Fresno St. (35) [531] (Silicon Valley, 2001) (90 attempted)

MOST PASSES HAD INTERCEPTED

8—Arizona (10) vs. Auburn (34) (Sun, 1968)

MOST PASSES HAD INTERCEPTED, BOTH TEAMS

12—Auburn (34) [4] & Arizona (10) [8] (Sun, 1968)

MOST PASSES ATTEMPTED WITHOUT AN INTERCEPTION

57—(D) Western Mich. (30) vs. Fresno St. (35) (California, 1988) (24 completions)

MOST PASSES ATTEMPTED BY BOTH TEAMS WITHOUT AN INTERCEPTION

93—Idaho (42) [41] & Southern Miss. (35) [52] (Humanitarian, 1998) (55 completions)

HIGHEST COMPLETION PERCENTAGE**(Min. 10 Attempts)**

.929—Texas (40) vs. Missouri (27) (Cotton, 1946) (13 of 14, no interceptions, 234 yards)

MOST YARDS PER ATTEMPT
(Min. 10 Attempts)

21.7—Southern California (47) vs. Pittsburgh (14) (Rose, 1930) (13 for 282)

MOST YARDS PER COMPLETION
(Min. 8 Completions)

35.2—Southern California (47) vs. Pittsburgh (14) (Rose, 1930) (8 for 282)

FEWEST PASS ATTEMPTS

2—West Virginia (14) vs. South Carolina (3) (Peach, 1969) (1 completion); (D) Army (10) vs. Michigan St. (6) (Cherry, 1984) (1 completion); Air Force (38) vs. Mississippi St. (15) (Liberty, 1991) (1 completion)

FEWEST PASS ATTEMPTS, BOTH TEAMS

9—Fordham (2) [4] & Missouri (0) [5] (Sugar, 1942)

FEWEST PASS COMPLETIONS

0—13 teams tied (see Team Record Lists)

FEWEST PASS COMPLETIONS, BOTH TEAMS

3—Arizona St. (0) [0] & Catholic (0) [3] (Sun, 1940)

FEWEST PASSING YARDS

Minus 50—U. of Mexico (0) vs. Southwestern (Tex.) (35) (Sun, 1945) (2 completions, 9 attempts, 3 interceptions)

FEWEST PASSING YARDS, BOTH TEAMS

16—Arkansas (0) [0] & LSU (0) [6] (Cotton, 1947)

LOWEST COMPLETION PERCENTAGE

.000—13 teams tied (see Team Record Lists)

FEWEST YARDS PER PASS ATTEMPT

Minus 5.6—U. of Mexico (0) vs. Southwestern (Tex.) (35) (Sun, 1945) (9 for -50)

FEWEST YARDS PER PASS COMPLETION
(Min. 1 Completion)

Minus 25.0—U. of Mexico (0) vs. Southwestern (Tex.) (35) (Sun, 1945) (2 for -50)

Scoring**MOST TOUCHDOWNS**

10—Nebraska (66) vs. Northwestern (17) (Alamo, 2000) (6 rush, 4 pass)

MOST TOUCHDOWNS, BOTH TEAMS

16—Marshall (64) [9] & East Caro. (61) [7] (2 ot) (GMAC, 2001)

MOST TOUCHDOWNS RUSHING

8—(D) Centre (63) vs. TCU (7) (Fort Worth Classic, 1921)

MOST TOUCHDOWNS RUSHING, BOTH TEAMS

12—Texas Tech (55) [6] & Air Force (41) [6] (Copper, 1995)

MOST TOUCHDOWNS PASSING

6—(D) Iowa (55) vs. Texas (17) (Freedom, 1984)

MOST TOUCHDOWNS PASSING, BOTH TEAMS

8—Richmond (49) [4] & Ohio (42) [4] (Tangerine, 1968); (D) Iowa (55) [6] & Texas (17) [2] (Freedom, 1984); LSU (47) [3] & Illinois (34) [5] (Sugar, 2002)

MOST FIELD GOALS MADE

5—Maryland (23) vs. Tennessee (30) (Florida Citrus, 1983) (18, 48, 31, 22, 26 yards); Florida (28) vs. Notre Dame (39) (Sugar, 1992) (26, 24, 36, 37, 24 yards); Mississippi St. (24) vs. North Carolina St. (28) (Peach, Jan. 1, 1995) (37, 21, 29, 36, 30 yards); Texas A&M (22) vs. Michigan (20) (Alamo, 1995) (27, 49, 47, 31, 37 yards)

MOST FIELD GOALS MADE, BOTH TEAMS

7—Texas A&M (22) [5] & Michigan (20) [2] (Alamo, 1995); North Carolina St. (28) [2] & Mississippi St. (24) [5] (Peach, Jan. 1, 1995); Iowa (19) [4] & Texas Tech (16) [3] (Alamo, 2001)

MOST POINTS, WINNING TEAM

66—Nebraska vs. Northwestern (17) (Alamo, 2000)

MOST POINTS, LOSING TEAM

61—East Caro. vs. Marshall (64) (2 ot) (GMAC, 2001)

MOST POINTS, BOTH TEAMS

125—Marshall (64) & East Carolina (61) (2 ot) (GMAC, 2001)

LARGEST MARGIN OF VICTORY

55—Alabama (61) vs. Syracuse (6) (Orange, 1953)

FEWEST POINTS, WINNING TEAM

2—Fordham vs. Missouri (0) (Sugar, 1942)

FEWEST POINTS, LOSING TEAM

0—By many teams

FEWEST POINTS, BOTH TEAMS

0—California (0) & Wash. & Jeff. (0) (Rose, 1922); Arizona St. (0) & Catholic (0) (Sun, 1940); Arkansas (0) & LSU (0) (Cotton, 1947); Air Force (0) & TCU (0) (Cotton, 1959)

MOST POINTS SCORED IN FIRST HALF

45—Colorado (62) vs. Boston College (28) (Insight.com, 1999)

MOST POINTS IN SECOND HALF

45—Oklahoma St. (62) vs. Wyoming (14) (Holiday, 1988)

MOST POINTS SCORED IN SECOND HALF**(Including Overtime Periods)**

56—Marshall (64) vs. East Caro. (61) (2 ot) (GMAC, 2001) (43 in regulation plus 13 in overtime)

MOST POINTS SCORED IN FIRST HALF, BOTH TEAMS

63—(D) Navy (42) [28] & California (38) [35] (Aloha, 1996)

MOST POINTS SCORED IN SECOND HALF, BOTH TEAMS

64—Penn St. (50) [38] & Brigham Young (39) [26] (Holiday, 1989); (D) Kansas (51) [34] & UCLA (30) [30] (Aloha, 1995)

MOST POINTS IN SECOND HALF, BOTH TEAMS
(Including Overtime Periods)

79—Marshall (64) [56] vs. East Caro. (61) [23] (2 ot) (GMAC, 2001) (56 in regulation plus 23 in overtime)

MOST POINTS SCORED EACH QUARTER

1st: 28—Southern California (55) vs. Texas Tech (14) (Cotton, 1995)

2nd: 29—Nebraska (62) vs. Florida (24) (Fiesta, 1996)

3rd: 31—(D) Iowa (55) vs. Texas (17) (Freedom, 1984)

4th: 30—Oklahoma (40) vs. Houston (14) (Sun, 1981)

MOST POINTS SCORED EACH QUARTER, BOTH TEAMS

1st: 28—Louisiana Tech (24) [21] & Louisville (14) [7] (Independence, 1977); Indiana (38) [14] & Brigham Young (37) [14] (Holiday, 1979); Texas Tech (55) [21] & Air Force (41) [7] (Copper, 1995); Southern California (55) [28] & Texas Tech (14) [0] (Cotton, 1995)

2nd: 45—Nebraska (66) [31] & Northwestern (17) [14] (Alamo, 2000)

3rd: 35—Oklahoma St. (62) [28] & Wyoming (14) [7] (Holiday, 1988); Kansas St. (54) [21] & Colorado St. (21) [14] (Holiday, 1995)

4th: 37—Oklahoma (40) [30] & Houston (14) [7] (Sun, 1981); (D) Kansas (51) [14] & UCLA (30) [23] (Aloha, 1995)

First Downs**MOST FIRST DOWNS**

36—Oklahoma (48) vs. Virginia (14) (Gator, Dec. 29, 1991) (16 rush, 18 pass, 2 penalty); Marshall (64) vs. East Caro. (61) (2 ot) (GMAC, 2001) (9 rush, 25 pass, 2 penalty)

MOST FIRST DOWNS, BOTH TEAMS

62—North Carolina St. (56) [34] vs. Kansas (26) [28] (Tangerine, 2003)

MOST FIRST DOWNS RUSHING

26—Oklahoma (40) vs. Auburn (22) (Sugar, Jan. 1, 1972)

MOST FIRST DOWNS RUSHING, BOTH TEAMS

36—Colorado (47) [24] & Alabama (33) [12] (Liberty, 1969); Miami (Fla.) (46) [16] & Texas (3) [20] (Cotton, 1991)

MOST FIRST DOWNS PASSING

27—Brigham Young (39) vs. Penn St. (50) (Holiday, 1989)

MOST FIRST DOWNS PASSING, BOTH TEAMS

38—Penn St. (50) [11] & Brigham Young (39) [27] (Holiday, 1989)

MOST FIRST DOWNS BY PENALTY

6—Texas (3) vs. Miami (Fla.) (46) (Cotton, 1991); Florida (52) vs. Florida St. (20) (Sugar, 1997); Clemson (27) vs. Tennessee (14) (Peach, 2004)

MOST FIRST DOWNS BY PENALTY, BOTH TEAMS

8—Miami (Fla.) (46) [2] & Texas (3) [6] (Cotton, 1991); Texas A&M (22) [4] & Michigan (20) [4] (Alamo, 1995); Florida (52) [6] & Florida St. (20) [2] (Sugar, 1997)

FEWEST FIRST DOWNS

1—Arkansas (0) vs. LSU (0) (Cotton, 1947) (1 rush); Alabama (29) vs. Texas A&M (21) (Cotton, 1942) (1 pass)

FEWEST FIRST DOWNS, BOTH TEAMS

10—Randolph Field (7) [7] & Texas (7) [3] (Cotton, 1944)

FEWEST FIRST DOWNS RUSHING

0—Alabama (29) vs. Texas A&M (21) (Cotton, 1942); Navy (6) vs. Texas (28) (Cotton, 1964); Florida (18) vs. Missouri (20) (Sugar, 1966); Southern California (19) vs. TCU (28) (Sun, 1998)

FEWEST FIRST DOWNS RUSHING, BOTH TEAMS

3—Alabama (29) [0] & Texas A&M (21) [3] (Cotton, 1942)

FEWEST FIRST DOWNS PASSING

0—By 13 teams (see Team Record Lists)

FEWEST FIRST DOWNS PASSING, BOTH TEAMS

1—Alabama (10) [0] & Arkansas (3) [1] (Sugar, 1962)

Punting**MOST PUNTS**

17—Duke (3) vs. Southern California (7) (Rose, 1939)

MOST PUNTS, BOTH TEAMS

28—Santa Clara (6) [14] & LSU (0) [14] (Sugar, 1938); Rice (8) [13] & Tennessee (0) [15] (Orange, 1947)

HIGHEST PUNTING AVERAGE**(Min. 5 Punts)**

53.9—Southern California (7) vs. Wisconsin (0) (Rose, 1953) (8 for 431)

FEWEST PUNTS

0—Oklahoma (41) vs. Wyoming (7) (Fiesta, 1976); Maryland (23) vs. Tennessee (30) (Florida Citrus, 1983); Oklahoma St. (62) vs. Wyoming (14) (Holiday, 1988); Illinois (63) vs. Virginia (21) (Micronpc.com, 1999); Texas Tech (38) vs. Navy (14) (Houston, 2003)

LOWEST PUNTING AVERAGE**(Min. 3 Punts)**

17.0—Nevada (34) vs. Bowling Green (35) (Las Vegas, 1992) (4 for 68); Kentucky (14) vs. Penn St. (26) (Outback, 1999) (3 for 51)

MOST PUNTS BLOCKED BY ONE TEAM

2—North Carolina St. (14) vs. Georgia (7) (Liberty, 1967); North Carolina (21) vs. Mississippi St. (17) (Peach, 1992)

Punt Returns**MOST PUNT RETURNS**

9—Georgia (7) vs. North Carolina (3) (Gator, Dec. 31, 1971) (6.8 average)

MOST PUNT RETURN YARDS

136—Nebraska (38) vs. Alabama (6) (Orange, 1972) (6 returns)

HIGHEST PUNT RETURN AVERAGE**(Min. 3 Returns)**

33.0—Kent St. (18) vs. Tampa (21) (Tangerine, 1972) (3 for 99)

Kickoff Returns**MOST KICKOFF RETURNS**

10—Wyoming (14) vs. Oklahoma St. (62) (Holiday, 1988) (20.5 average); Florida (24) vs. Nebraska (62) (Fiesta, 1996) (26.8 average)

MOST KICKOFF RETURN YARDS

268—Florida (24) vs. Nebraska (62) (Fiesta, 1996) (10 returns)

HIGHEST KICKOFF RETURN AVERAGE**(Min. 3 Returns)**

42.5—Tennessee (27) vs. Maryland (28) (Sun, 1984) (4 for 170)

Fumbles

MOST FUMBLES

11—Mississippi (7) vs. Alabama (12) (Sugar, 1964) (lost 6)

MOST FUMBLES, BOTH TEAMS

17—Alabama (12) [6] & Mississippi (7) [11] (Sugar, 1964) (lost 9)

MOST FUMBLES LOST

6—By six teams (see Team Record Lists)

MOST FUMBLES LOST, BOTH TEAMS

9—Alabama (12) [3] & Mississippi (7) [6] (Sugar, 1964) (17 fumbles)

Penalties

MOST PENALTIES

21—Mississippi St. (17) vs. Clemson (7) (Peach, 1999) (188 yards)

MOST PENALTIES, BOTH TEAMS

29—McNeese St. (20) [13] & Tulsa (16) [16] (Independence, 1976) (205 yards); Florida (52) [15] & Florida St. (20) [14] (Sugar, 1997) (217 yards); Mississippi St. (17) [21] & Clemson (7) [8] (Peach, 1999) (270 yards)

MOST YARDS PENALIZED

202—Miami (Fla.) (46) vs. Texas (3) (Cotton, 1991) (16 penalties)

MOST YARDS PENALIZED, BOTH TEAMS

270—Miami (Fla.) (46) [202] & Texas (3) [68] (Cotton, 1991); Mississippi St. (17) [188] & Clemson (7) [82] (Peach, 1999)

FEWEST PENALTIES

0—By nine teams (see Team Record Lists)

FEWEST PENALTIES, BOTH TEAMS

3—In five games (see Team Record Lists)

FEWEST YARDS PENALIZED

0—By nine teams (see Team Record Lists)

FEWEST YARDS PENALIZED, BOTH TEAMS

10—Duquesne (13) [5] & Mississippi St. (12) [5] (Orange, 1937)

Individual Record Lists

Only official records after 1937 are included. Prior records are included if able to be substantiated. Each team's score is in parentheses after the team name. The year listed is the actual (calendar) year the game was played; the date is included if the bowl was played twice (i.e., January and December) during one calendar year. The list also includes discontinued bowls, marked with (D). Bowls are listed by the name of the bowl at the time it was played

Total Offense

MOST PLAYS

83—Kyle Orton, Purdue (27) vs. Washington St. (33) (Sun, 2001)
 82—Byron Leftwich, Marshall (64) vs. East Caro. (61) (2 ot) (GMAC, 2001)
 74—(D) Tony Kimbrough, Western Mich. (30) vs. Fresno St. (35) (California, 1988)
 69—Drew Brees, Purdue (25) vs. Georgia (28) (ot) (Outback, 2000)
 68—Hines Ward, Georgia (27) vs. Virginia (34) (Peach, Dec. 30, 1995)
 67—Casey Clausen, Tennessee (14) vs. Clemson (27) (Peach, 2004)
 67—Ty Detmer, Brigham Young (39) vs. Penn St. (50) (Holiday, 1989)
 65—Shane Matthews, Florida (28) vs. Notre Dame (39) (Sugar, 1992)
 65—Tony Eason, Illinois (15) vs. Alabama (21) (Liberty, 1982)
 65—Buster O'Brien, Richmond (49) vs. Ohio (42) (Tangerine, 1968)
 63—Luke McCown, Louisiana Tech (24) vs. Clemson (49) (Humanitarian, 2001)
 63—Drew Brees, Purdue (37) vs. Kansas St. (34) (Alamo, 1998)
 63—(D) Steve Clarkson, San Jose St. (25) vs. Toledo (27) (California, 1981)
 62—Andrew Walter, Arizona St. (27) vs. Kansas St. (34) (Holiday, 2002)
 62—Mark Young, Mississippi (20) vs. Texas Tech (17) (Independence, 1986)
 62—Jack Trudeau, Illinois (29) vs. Army (31) (Peach, 1985)
 62—Dennis Sproul, Arizona St. (30) vs. Penn St. (42) (Fiesta, 1977)
 61—David Carr, Fresno St. (35) vs. Michigan St. (44) (Silicon Valley, 2001)
 61—Jeff Blake, East Caro. (37) vs. North Carolina St. (34) (Peach, 1992)
 61—Shawn Halloran, Boston College (27) vs. Georgia (24) (Hall of Fame, 1986)
 61—Kim Hammond, Florida St. (17) vs. Penn St. (17) (Gator, 1967)
 60—Josh Heupel, Oklahoma (25) vs. Mississippi (27) (Independence, 1999)
 59—Lee Roberts, Southern Miss. (35) vs. Idaho (42) (Humanitarian, 1998)
 59—Vinny Testaverde, Miami (Fla.) (10) vs. Penn St. (14) (Fiesta, 1987)
 59—Jim McMahon, Brigham Young (46) vs. Southern Methodist (45) (Holiday, 1980)
 58—B.J. Symons, Texas Tech (38) vs. Navy (14) (Houston, 2003)
 58—Kliff Kingsbury, Texas Tech (16) vs. Iowa (19) (Alamo, 2001)
 58—Tim Couch, Kentucky (14) vs. Penn St. (26) (Outback, 1999)
 58—Terrence Jones, Tulane (12) vs. Washington (24) (Independence, 1987)
 58—(D) Jerry Rhome, Tulsa (14) vs. Mississippi (7) (Bluebonnet, 1964)

MOST TOTAL YARDS

594—Ty Detmer, Brigham Young (39) vs. Penn St. (50) (Holiday, 1989) (576 pass)
 566—Byron Leftwich, Marshall (64) vs. East Caro. (61) (2 ot) (GMAC, 2001) (576 pass)
 508—David Carr, Fresno St. (35) vs. Michigan St. (44) (Silicon Valley, 2001) (531 pass)
 500—B.J. Symons, Texas Tech (38) vs. Navy (14) (Houston, 2003) (497 pass)
 495—Philip Rivers, North Carolina St. (56) vs. Kansas (26) (Tangerine, 2003) (475 pass)
 486—Buster O'Brien, Richmond (49) vs. Ohio (42) (Tangerine, 1968) (447 pass)
 481—(D) Chuck Long, Iowa (55) vs. Texas (17) (Freedom, 1984) (461 pass)
 476—Major Applewhite, Texas (47) vs. Washington (43) (Holiday, 2001) (473 pass)
 474—Trent Dillfer, Fresno St. (30) vs. Colorado (41) (Aloha, 1993) (523 pass)
 469—Hines Ward, Georgia (27) vs. Virginia (34) (Peach, Dec. 30, 1995) (413 pass)
 464—(D) Steve Clarkson, San Jose St. (25) vs. Toledo (27) (California, 1981) (467 pass)
 457—(D) Akili Smith, Oregon (43) vs. Colorado (51) (Aloha, 1998) (456 pass)
 454—John Walsh, Brigham Young (31) vs. Oklahoma (6) (Copper, 1994) (454 pass)
 446—Jim McMahon, Brigham Young (46) vs. Southern Methodist (45) (Holiday, 1980) (446 pass)
 446—(D) Whit Taylor, Vanderbilt (28) vs. Air Force (36) (Hall of Fame, 1982) (452 pass)
 445—Chad Pennington, Marshall (48) vs. Louisville (29) (Motor City, 1998) (411 pass)

439—Timmy Chang, Hawaii (54) vs. Houston (48) (3 ot) (Hawaii, 2003) (475 pass)
 431—(D) Tony Kimbrough, Western Mich. (30) vs. Fresno St. (35) (California, 1988) (366 pass)
 431—Browning Nagle, Louisville (34) vs. Alabama (7) (Fiesta, 1991) (451 pass)
 427—Rohan Davey, LSU (47) vs. Illinois (34) (Sugar, 2002) (444 pass)
 424—Aaron Rodgers, California (52) vs. Virginia Tech (49) (Insight, 2003) (394 pass)
 424—Marc Bulger, West Virginia (31) vs. Missouri (34) (Insight.com, 1998) (429 pass)
 420—(D) Ralph Martini, San Jose St. (48) vs. Central Mich. (24) (California, 1990) (404 pass)
 416—Peyton Manning, Tennessee (48) vs. Northwestern (28) (Florida Citrus, 1997) (408 pass)
 414—Peter Tom Willis, Florida St. (41) vs. Nebraska (17) (Fiesta, 1990) (422 pass)
 413—Tony Eason, Illinois (15) vs. Alabama (21) (Liberty, 1982) (423 pass)
 412—David Smith, Alabama (29) vs. Army (28) (John Hancock Sun, 1988) (412 pass)
 410—Chuck Hartlieb, Iowa (23) vs. North Carolina St. (28) (Peach, Dec. 31, 1988) (428 pass)
 408—Marc Wilson, Brigham Young (37) vs. Indiana (38) (Holiday, 1979) (380 pass)
 407—Jack Trudeau, Illinois (29) vs. Army (31) (Peach, 1985) (401 pass)

HIGHEST AVERAGE PER PLAY (Minimum 10 Plays)

24.1—Dicky Maegle, Rice (28) vs. Alabama (6) (Cotton, 1954) (11 for 265)
 16.5—Chad Pennington, Marshall (48) vs. Louisville (29) (Motor City, 1998) (27 for 445)
 14.1—Marcus Dupree, Oklahoma (21) vs. Arizona St. (32) (Fiesta, 1983) (17 for 239)
 14.0—Bucky Richardson, Texas A&M (65) vs. Brigham Young (14) (Holiday, 1990) (23 for 322)
 13.2—Kordell Stewart, Colorado (41) vs. Notre Dame (24) (Fiesta, 1995) (28 for 369)
 12.2—Ger Schwedes, Syracuse (23) vs. Texas (14) (Cotton, 1960) (10 for 122)
 12.0—Tony Rice, Notre Dame (34) vs. West Virginia (21) (Fiesta, 1989) (24 for 288)
 11.3—Rob Johnson, Southern California (55) vs. Texas Tech (14) (Cotton, 1995) (24 for 271)
 11.2—(D) Dwight Ford, Southern California (47) vs. Texas A&M (28) (Bluebonnet, 1977) (14 for 157)
 11.1—Browning Nagle, Louisville (34) vs. Alabama (7) (Fiesta, 1991) (39 for 431)
 10.8—Danny White, Arizona St. (49) vs. Missouri (35) (Fiesta, 1972) (27 for 291)
 10.8—(D) Ralph Martini, San Jose St. (48) vs. Central Mich. (24) (California, 1990) (39 for 420)
 10.8—Byron Hanspard, Texas Tech (55) vs. Air Force (41) (Copper, 1995) (24 for 260)
 10.6—Tee Martin, Tennessee (23) vs. Florida St. (16) (Fiesta, 1999) (28 for 297)
 10.5—(D) Chuck Long, Iowa (55) vs. Texas (17) (Freedom, 1984) (46 for 481)
 10.4—Frank Sinkwich, Georgia (40) vs. TCU (26) (Orange, 1942) (35 for 365)
 10.3—Philip Rivers, North Carolina St. (56) vs. Kansas (26) (Tangerine, 2003) (48 for 495)
 10.3—Chuck Curtis, TCU (28) vs. Syracuse (27) (Cotton, 1957) (18 for 185)

MOST TOUCHDOWNS RESPONSIBLE FOR (TDS SCORED & PASSED FOR)

6—(D) Chuck Long, Iowa (55) vs. Texas (17) (Freedom, 1984) (6 pass)
 6—Bobby Layne, Texas (40) vs. Missouri (27) (Cotton, 1946) (3 rush, 2 pass, 1 catch)
 5—Timmy Chang, Hawaii (54) vs. Houston (48) (3 ot) (Hawaii, 2003) (5 pass)
 5—Byron Leftwich, Marshall (64) vs. East Caro. (61) (2 ot) (GMAC, 2001) (4 pass, 1 rush)
 5—Casey Clausen, Tennessee (45) vs. Michigan (17) (Florida Citrus, 2002) (3 pass, 2 rush)
 5—Michael Bishop, Kansas St. (35) vs. Syracuse (18) (Fiesta, 1997) (4 pass, 1 rush)
 5—Jeff Blake, East Caro. (37) vs. North Carolina St. (34) (Peach, 1992) (4 pass, 1 rush)
 5—Peter Tom Willis, Florida St. (41) vs. Nebraska (17) (Fiesta, 1990) (5 pass)
 5—(D) Sheldon Canley, San Jose St. (48) vs. Central Mich. (24) (California, 1990) (4 rush, 1 pass)
 5—Johnny Rodgers, Nebraska (40) vs. Notre Dame (6) (Orange, 1973) (3 rush, 1 pass, 1 catch)
 5—Buster O'Brien, Richmond (49) vs. Ohio (42) (Tangerine, 1968) (4 pass, 1 rush)
 5—Steve Tensi, Florida St. (36) vs. Oklahoma (19) (Gator, Jan. 2, 1965) (5 pass)
 5—Neil Snow, Michigan (49) vs. Stanford (0) (Rose, 1902) (5 rush)

Rushing

MOST RUSHING ATTEMPTS

- 46—(D) Ron Jackson, Tulsa (28) vs. San Diego St. (17) (Freedom, 1991) (211 yards)
 43—Fred Taylor, Florida (21) vs. Penn St. (6) (Florida Citrus, 1998) (234 yards)
 42—Tellis Redmon, Minnesota (30) vs. North Carolina St. (38) (Micronpc.com, 2000) (246 yards)
 41—(D) Blake Ezor, Michigan St. (33) vs. Hawaii (13) (Aloha, 1989) (179 yards)
 39—Terrell Fletcher, Wisconsin (34) vs. Duke (20) (Hall of Fame, 1995) (241 yards)
 39—Raymont Harris, Ohio St. (28) vs. Brigham Young (21) (Holiday, 1993) (235 yards)
 39—Errict Rheit, Florida (27) vs. North Carolina St. (10) (Gator, 1992) (182 yards)
 39—Charlie Wysocki, Maryland (20) vs. Florida (35) (Tangerine, 1980) (159 yards)
 39—Charles White, Southern California (17) vs. Ohio St. (16) (Rose, 1980) (247 yards)
 37—Ronnie Brown, Auburn (13) vs. Penn St. (9) (Capital One, 2003) (184 yards)
 37—Rodney Davis, Fresno St. (30) vs. Georgia Tech (21) (Silicon Valley, 2002) (153 yards)
 37—(D) Charles Davis, Colorado (29) vs. Houston (17) (Bluebonnet, 1971) (202 yards)
 36—Cecil Sapp, Colorado St. (22) vs. Louisville (17) (Liberty, 2000) (160 yards)
 36—LaDainian Tomlinson, TCU (28) vs. East Caro. (14) (Mobile Alabama, 1999) (124 yards)
 36—Brent Moss, Wisconsin (21) vs. UCLA (16) (Rose, 1994) (158 yards)
 36—Herschel Walker, Georgia (17) vs. Notre Dame (10) (Sugar, 1981) (150 yards)
 36—Don McCauley, North Carolina (26) vs. Arizona St. (48) (Peach, 1970) (143 yards)
 35—William Green, Boston College (20) vs. Georgia (16) (Music City, 2001) (149 yards)
 35—Ja'Mar Toombs, Texas A&M (41) vs. Mississippi St. (43) (ot) (Independence, 2000) (193 yards)
 35—Blair Thomas, Penn St. (50) vs. Brigham Young (39) (Holiday, 1989) (186 yards)
 35—Lorenzo White, Michigan St. (20) vs. Southern California (17) (Rose, 1988) (113 yards)
 35—(D) Robert Newhouse, Houston (17) vs. Colorado (29) (Bluebonnet, 1971) (168 yards)
 35—Ed Williams, West Virginia (14) vs. South Carolina (3) (Peach, 1969) (208 yards)
 35—Bob Anderson, Colorado (47) vs. Alabama (33) (Liberty, 1969) (254 yards)
 34—Ron Dayne, Wisconsin (17) vs. Stanford (9) (Rose, 2000) (200 yards)
 34—Mike Anderson, Utah (17) vs. Fresno St. (16) (Las Vegas, 1999) (254 yards)
 34—Rondell Mealey, LSU (27) vs. Notre Dame (9) (Independence, 1997) (222 yards)
 34—(D) Curtis Dickey, Texas A&M (28) vs. Iowa St. (12) (Hall of Fame, 1978) (276 yards)
 34—Vic Bottari, California (13) vs. Alabama (0) (Rose, 1938) (137 yards)
 34—Ernie Nevers, Stanford (10) vs. Notre Dame (27) (Rose, 1925) (114 yards)
- ### MOST NET RUSHING YARDS
- 307—P.J. Daniels, Georgia Tech (52) vs. Tulsa (10) (Humanitarian, 2004) (31 carries)
 280—(D) James Gray, Texas Tech (49) vs. Duke (21) (All-American, 1989) (33 carries)
 276—(D) Curtis Dickey, Texas A&M (28) vs. Iowa St. (12) (Hall of Fame, 1978) (34 carries)
 266—(D) Gaston Green, UCLA (31) vs. Brigham Young (10) (Freedom, 1986) (33 carries)
 265—Dicky Maegle, Rice (28) vs. Alabama (6) (Cotton, 1954) (11 carries)
 260—Byron Hanzpard, Texas Tech (55) vs. Air Force (41) (Copper, 1995) (24 carries)
 254—Bob Anderson, Colorado (47) vs. Alabama (33) (Liberty, 1969) (35 carries)
 254—Mike Anderson, Utah (17) vs. Fresno St. (16) (Las Vegas, 1999) (34 carries)
 250—Chuck Webb, Tennessee (31) vs. Arkansas (27) (Cotton, 1990) (26 carries)
 247—Charles White, Southern California (17) vs. Ohio St. (16) (Rose, 1980) (39 carries)
 246—Tellis Redmon, Minnesota (30) vs. North Carolina St. (38) (Micronpc.com, 2000) (42 carries)
 246—Ron Dayne, Wisconsin (38) vs. Utah (10) (Copper, 1996) (30 carries)
 246—Ron Dayne, Wisconsin (38) vs. UCLA (31) (Rose, 1999) (27 carries)
 241—Terrell Fletcher, Wisconsin (34) vs. Duke (20) (Hall of Fame, 1995) (39 carries)
 240—Dan Alexander, Nebraska (66) vs. Northwestern (17) (Alamo, 2000) (20 carries)
 239—Marcus Dupree, Oklahoma (21) vs. Arizona St. (32) (Fiesta, 1983) (17 carries)
 235—Tyrone Wheatley, Michigan (38) vs. Washington (31) (Rose, 1993) (15 carries)
 235—Raymont Harris, Ohio St. (28) vs. Brigham Young (21) (Holiday, 1993) (39 carries)
 234—Jamie Morris, Michigan (28) vs. Alabama (24) (Hall of Fame, 1988) (23 carries)
 234—Kevin Faulk, LSU (45) vs. Michigan St. (26) (Independence, 1995) (25 carries)
 234—Fred Taylor, Florida (21) vs. Penn St. (6) (Florida Citrus, 1998) (43 carries)
 227—Eric Ball, UCLA (45) vs. Iowa (28) (Rose, 1986) (22 carries)
 225—Craig James, Southern Methodist (45) vs. Brigham Young (46) (Holiday, 1980) (23 carries)
 222—Barry Sanders, Oklahoma St. (62) vs. Wyoming (14) (Holiday, 1988) (29 carries)
 222—Rondell Mealey, LSU (27) vs. Notre Dame (9) (Independence, 1997) (34 carries)
 216—Floyd Little, Syracuse (12) vs. Tennessee (18) (Gator, 1966) (29 carries)
 211—(D) Ron Jackson, Tulsa (28) vs. San Diego St. (17) (Freedom, 1991) (46 carries)
 208—Ed Williams, West Virginia (14) vs. South Carolina (3) (Peach, 1969) (35 carries)
 206—Ahman Green, Nebraska (42) vs. Tennessee (17) (Orange, 1998) (29 carries)
 205—Roland Sales, Arkansas (31) vs. Oklahoma (6) (Orange, 1978) (22 carries)
 205—(D) Sammie Smith, Florida St. (27) vs. Indiana (13) (All-American, 1986) (25 carries)
 203—Ricky Williams, Texas (38) vs. Mississippi St. (11) (Cotton, 1999) (30 carries)
 202—(D) Charles Davis, Colorado (29) vs. Houston (17) (Bluebonnet, 1971) (37 carries)
 202—Woody Green, Arizona St. (49) vs. Missouri (35) (Fiesta, 1972) (25 carries)
 202—Tony Dorsett, Pittsburgh (27) vs. Georgia (3) (Sugar, 1977) (32 carries)
 201—Malcolm Thomas, Syracuse (30) vs. Houston (17) (Liberty, 1996) (24 carries)
 201—Corlten Johnson, Colorado (62) vs. Boston College (28) (Insight.com, 1999) (15 carries)
 200—Ron Dayne, Wisconsin (17) vs. Stanford (9) (Rose, 2000) (34 carries)

MOST NET RUSHING YARDS BY A QUARTERBACK

- 199—Tommie Frazier, Nebraska (62) vs. Florida (24) (Fiesta, 1996) (16 carries)
 180—(D) Mike Mosley, Texas A&M (28) vs. Southern California (47) (Bluebonnet, 1977) (20 carries)
 164—Eddie Phillips, Texas (11) vs. Notre Dame (24) (Cotton, 1971) (23 carries)
 149—Jack Mildren, Oklahoma (40) vs. Auburn (22) (Sugar, 1972) (30 carries)
 143—Kordell Stewart, Colorado (41) vs. Notre Dame (24) (Fiesta, 1995) (7 carries)
 136—(D) Nate Sassaman, Army (10) vs. Michigan St. (6) (Cherry, 1984) (28 carries)
 133—(D) Eddie Wolgast, Arizona (13) vs. Drake (14) (Salad, 1949) (22 carries) (listed in newspaper accounts as halfback but also attempted 15 passes in game)
 132—Corby Jones, Missouri (24) vs. Colorado St. (35) (Holiday, 1997) (20 carries)
 129—Rex Kern, Ohio St. (17) vs. Stanford (27) (Rose, 1971) (20 carries)
 129—Beau Morgan, Air Force (41) vs. Texas Tech (55) (Copper, 1995) (22 carries)
 127—J.C. Watts, Oklahoma (24) vs. Florida St. (7) (Orange, 1980) (12 carries)
 119—Bucky Richardson, Texas A&M (65) vs. Brigham Young (14) (Holiday, 1990) (12 carries)
 114—Eric Crouch, Nebraska (14) vs. Miami (Fla.) (37) (Rose, 2002) (22 carries)
 113—Harry Gilmer, Alabama (34) vs. Southern California (14) (Rose, 1946)
 109—Shaun King, Tulane (41) vs. Brigham Young (27) (Liberty, 1998) (16 carries)
 107—Darrell Shepard, Oklahoma (40) vs. Houston (14) (Sun, 1981) (12 carries)
 103—Major Harris, West Virginia (33) vs. Oklahoma St. (35) (John Hancock Sun, 1987)

HIGHEST AVERAGE PER RUSH

(Minimum 9 Carries)

- 24.1—Dicky Maegle, Rice (28) vs. Alabama (6) (Cotton, 1954) (11 for 265)
 21.6—Bob Jeter, Iowa (38) vs. California (12) (Rose, 1959) (9 for 194)
 15.7—Tyrone Wheatley, Michigan (38) vs. Washington (31) (Rose, 1993) (15 for 235)
 14.2—(D) Gary Anderson, Arkansas (34) vs. Tulane (15) (Hall of Fame, 1980) (11 for 156)
 14.1—Mike Holovak, Boston College (21) vs. Alabama (37) (Orange, 1943) (10 for 141)
 14.1—Marcus Dupree, Oklahoma (21) vs. Arizona St. (32) (Fiesta, 1983) (17 for 239)
 13.5—James Mungrö, Syracuse (20) vs. Kentucky (13) (Music City, 1999) (12 for 162)
 13.4—Corlten Johnson, Colorado (62) vs. Boston College (28) (Insight.com, 1999) (15 for 201)
 12.6—Ben Barnett, Army (28) vs. Alabama (29) (John Hancock Sun, 1988) (14 for 177)
 12.6—Randy Baldwin, Mississippi (42) vs. Air Force (29) (Liberty, 1989) (14 for 177)
 12.4—Tommie Frazier, Nebraska (62) vs. Florida (24) (Fiesta, 1996) (16 for 199)
 12.3—Tatum Bell, Oklahoma St. (33) vs. Southern Miss. (23) (Houston, 2002) (13 for 160)
 12.3—George Smith, Texas Tech (28) vs. North Carolina (32) (Sun, 1972) (14 for 172)
 12.0—Dan Alexander, Nebraska (66) vs. Northwestern (17) (Alamo, 2000) (20 for 240)
 11.2—Elliott Walker, Pittsburgh (33) vs. Kansas (19) (Sun, 1975) (11 for 123)
 11.2—(D) Dwight Ford, Southern California (47) vs. Texas A&M (28) (Bluebonnet, 1977) (14 for 157)
 10.9—Rodney Hampton, Georgia (34) vs. Michigan St. (27) (Gator, Jan. 1, 1989) (10 for 109)
 10.8—Bobby Cavazos, Texas Tech (35) vs. Auburn (13) (Gator, Jan. 1, 1954) (13 for 141)
 10.8—Byron Hanzpard, Texas Tech (55) vs. Air Force (41) (Copper, 1995) (24 for 260)
 10.6—Wali Lundy, Virginia (48) vs. West Virginia (22) (Continental Tire, 2002) (12 for 127)
 10.6—J.C. Watts, Oklahoma (24) vs. Florida St. (7) (Orange, 1980) (12 for 127)
 10.6—Travis Henry, Tennessee (21) vs. Kansas St. (35) (Cotton, 2001) (17 for 180)
 10.5—Ray Brown, Mississippi (39) vs. Texas (7) (Sugar, 1958) (15 for 157)
 10.3—Eric Ball, UCLA (45) vs. Iowa (28) (Rose, 1986) (22 for 227)
 10.2—(D) Bill Tobin, Missouri (14) vs. Georgia Tech (10) (Bluebonnet, 1962) (11 for 112)
 10.2—Jamie Morris, Michigan (28) vs. Alabama (24) (Hall of Fame, 1988) (23 for 234)
- ### THREE RUSHERS, SAME TEAM, GAINING MORE THAN 100 YARDS
- 366—Tony Dorsett (142), Elliott Walker (123) & Robert Haygood (QB) (101), Pittsburgh (33) vs. Kansas (19) (Sun, 1975)
- ### TWO RUSHERS, SAME TEAM, GAINING MORE THAN 100 YARDS
- 373—Woody Green (202) & Brent McClanahan (171), Arizona St. (49) vs. Missouri (35) (Fiesta, 1972)
 365—(D) George Woodard (185) & Mike Mosley (QB) (180), Texas A&M (28) vs. Southern California (47) (Bluebonnet, 1977)
 365—Bob Anderson (254) & Jim Bratten (111), Colorado (47) vs. Alabama (33) (Liberty, 1969)
 364—Tommie Frazier (QB) (199) & Lawrence Phillips (165), Nebraska (62) vs. Florida (24) (Fiesta, 1996)
 347—Walter Packer (183) & Terry Vitrano (164), Mississippi St. (26) vs. North Carolina (24) (Sun, 1974)
 343—(D) Charles White (186) & Dwight Ford (157), Southern California (47) vs. Texas A&M (28) (Bluebonnet, 1977)
 330—Floyd Little (216) & Larry Csonka (114), Syracuse (12) vs. Tennessee (18) (Gator, 1966)
 297—Monroe Eley (173) & Bob Thomas (124), Arizona St. (48) vs. North Carolina (26) (Peach, 1970)
 292—Kelvin Bryant (148) & Ethan Horton (144), North Carolina (31) vs. Arkansas (27) (Gator, 1981)
 291—Billy Sims (164) & J.C. Watts (QB) (127), Oklahoma (24) vs. Florida St. (7) (Orange, 1980)

- 288—Billy Sims (181) & Darrell Shepard (QB) (107), Oklahoma (40) vs. Houston (14) (Sun, 1981)
 277—Dania Johnson (148) & Beau Morgan (QB) (129), Air Force (41) vs. Texas Tech (55) (Copper, 1995)
 277—Willie Heston (170) & Neil Snow (107), Michigan (49) vs. Stanford (0) (Rose, 1902)
 270—Anthony Brown (167) & Major Harris (QB) (103), West Virginia (33) vs. Oklahoma St. (35) (John Hancock Sun, 1987)
 257—Sedrick Shaw (135) & Tavian Banks (122), Iowa (38) vs. Washington (18) (Sun, 1995)
 253—Alois Blackwell (149) & Dyrall Thomas (104), Houston (30) vs. Maryland (21) (Cotton, 1977)
 246—T. Robert Hopkins (125) & Leonard Brown (121), Missouri (27) vs. Texas (40) (Cotton, 1946)
 240—Jon Vaughn (128) & Ricky Powers (112), Michigan (35) vs. Mississippi (3) (Gator, Jan. 1, 1991)
 237—James Rouse (134) & Barry Foster (103), Arkansas (27) vs. Tennessee (31) (Cotton, 1990)
 237—Raymond Bybee (127) & Thomas Reamon (110), Missouri (34) vs. Auburn (17) (Sun, 1973)
 236—Corby Jones (132) & Devin West (104), Missouri (24) vs. Colorado St. (35) (Holiday, 1997)
 230—Rex Kern (QB) (129) & John Brockington (101), Ohio St. (17) vs. Stanford (27) (Rose, 1971)
 224—Clinton Portis (117) & James Jackson (107), Miami (Fla.) (28) vs. Georgia Tech (13) (Gator, 2000)
 223—Bucky Richardson (QB) (119) & Darren Lewis (104), Texas A&M (65) vs. Brigham Young (14) (Holiday, 1990)
 222—(D) Marshall Johnson (114) & Donnie McGraw (108), Houston (47) vs. Tulane (7) (Bluebonnet, 1973)
 218—Travis Sims (113) & Michael Carter (105), Hawaii (27) vs. Illinois (17) (Holiday, 1992)
 218—Steve Giese (111) & Bob Torrey (107), Penn St. (42) vs. Arizona St. (30) (Fiesta, 1977)
 215—(D) Jeff Atkins (112) & Reggie Dupard (103), Southern Methodist (27) vs. Notre Dame (20) (Aloha, 1984)
 215—Allen Pinkett (111) & Chris Smith (104), Notre Dame (19) vs. Boston College (18) (Liberty, 1983)
 212—Toney Converse (103) & Shaun King (109), Tulane (41) vs. Brigham Young (27) (Liberty, 1998)
 204—Johnny "Ham" Jones (104) & Johnny "Jam" Jones (100), Texas (42) vs. Maryland (0) (Sun, 1978)
 201—Jerome Heavens (101) & Vagas Ferguson (100), Notre Dame (38) vs. Texas (10) (Cotton, 1978)

MOST RUSHING TOUCHDOWNS

- 5—Barry Sanders, Oklahoma St. (62) vs. Wyoming (14) (Holiday, 1988) (runs of 33, 2, 67, 1, 10)
 5—Neil Snow, Michigan (49) vs. Stanford (0) (Rose, 1902) (five-point scores)
 4—P.J. Daniels, Georgia Tech (52) vs. Tulsa (10) (Humanitarian, 2004) (runs of 9, 1, 33, 38)
 4—Steven Jackson, Oregon St. (55) vs. New Mexico (14) (Las Vegas, 2003) (runs of 3, 11, 6, 1)
 4—Chris Perry, Michigan (38) vs. Florida (30) (Outback, 2003) (runs of 4, 1, 7, 12)
 4—Domanick Davis, LSU (47) vs. Illinois (34) (Sugar, 2002) (runs of 4, 25, 16, 4)
 4—Ron Dayne, Wisconsin (38) vs. UCLA (31) (Rose, 1999) (runs of 54, 7, 10, 22)
 4—Byron Hanspard, Texas Tech (55) vs. Air Force (41) (Copper, 1995) (runs of 2, 11, 2, 29)
 4—Wasean Tait, Toledo (40) vs. Nevada (37) (ot) (Las Vegas, 1995) (runs of 18, 31, 26, 3)
 4—(D) Ron Jackson, Tulsa (28) vs. San Diego St. (17) (Freedom, 1991) (runs of 10, 6, 3, 4)
 4—(D) Sheldon Canley, San Jose St. (48) vs. Central Mich. (24) (California, 1990) (runs of 5, 22, 59, 5)
 4—(D) James Gray, Texas Tech (49) vs. Duke (21) (All-American, 1989) (runs of 2, 54, 18, 32)
 4—Thurman Thomas, Oklahoma St. (35) vs. West Virginia (33) (John Hancock Sun, 1987) (runs of 5, 9, 4, 4)
 4—Eric Ball, UCLA (45) vs. Iowa (28) (Rose, 1986) (runs of 30, 40, 6, 32)
 4—Terry Miller, Oklahoma St. (49) vs. Brigham Young (21) (Tangerine, 1976) (runs of 3, 78, 6, 1)
 4—Sam Cunningham, Southern California (42) vs. Ohio St. (17) (Rose, 1973) (runs of 2, 1, 1, 1)
 4—Woody Green, Arizona St. (49) vs. Missouri (35) (Fiesta, 1972) (runs of 2, 12, 17, 21)
 4—Charles Cole, Toledo (56) vs. Davidson (33) (Tangerine, 1969) (runs of 1, 11, 16, 1)
 4—(D) Gene Shannon, Houston (26) vs. Dayton (21) (Salad, 1952) (runs of 15, 19, 1, 10)

Passing

MOST PASS ATTEMPTS

- 74—Kyle Orton, Purdue (27) vs. Washington St. (33) (Sun, 2001)
 70—Byron Leftwich, Marshall (64) vs. East Caro. (61) (2 ot) (GMAC, 2001)
 63—(D) Trent Diller, Fresno St. (30) vs. Colorado (41) (Aloha, 1993)
 62—(D) Steve Clarkson, San Jose St. (25) vs. Toledo (27) (California, 1981)
 61—Danny O'Neil, Oregon (20) vs. Penn St. (38) (Rose, 1995)
 61—(D) Sean Covey, Brigham Young (16) vs. Virginia (22) (All-American, 1987)
 60—Drew Brees, Purdue (25) vs. Georgia (28) (ot) (Outback, 2000)

- 59—Hines Ward, Georgia (27) vs. Virginia (34) (Peach, Dec. 30, 1995)
 59—Ty Detmer, Brigham Young (39) vs. Penn St. (50) (Holiday, 1989)
 58—Shane Matthews, Florida (28) vs. Notre Dame (39) (Sugar, 1992)
 58—Buster O'Brien, Richmond (49) vs. Ohio (42) (Tangerine, 1968)
 57—Andrew Walter, Arizona St. (27) vs. Kansas St. (34) (Holiday, 2002)
 57—(D) Tony Kimbrough, Western Mich. (30) vs. Fresno St. (35) (California, 1988)
 56—David Carr, Fresno St. (35) vs. Michigan St. (44) (Silicon Valley, 2001)
 56—Gino Torretta, Miami (Fla.) (13) vs. Alabama (34) (Sugar, 1993)
 55—Casey Clausen, Tennessee (14) vs. Clemson (27) (Peach, 2004)
 55—Major Applewhite, Texas (47) vs. Washington (43) (Holiday, 2001)
 55—Jack Trudeau, Illinois (29) vs. Army (31) (Peach, 1985)
 55—Tony Eason, Illinois (15) vs. Alabama (21) (Liberty, 1982)
 54—Cody Pickett, Washington (43) vs. Texas (47) (Holiday, 2001)
 53—B.J. Symons, Texas Tech (38) vs. Navy (14) (Houston, 2003)
 53—Rohan Davey, LSU (47) vs. Illinois (34) (Sugar, 2002)
 53—Josh Heupel, Oklahoma (25) vs. Mississippi (27) (Independence, 1999)
 53—Drew Brees, Purdue (37) vs. Kansas St. (34) (Alamo, 1998)
 53—(D) Tim Cowan, Washington (21) vs. Maryland (20) (Aloha, 1982)
 53—Kim Hammond, Florida St. (17) vs. Penn St. (17) (Gator, 1967)
 52—Luke McCown, Louisiana Tech (24) vs. Clemson (49) (Humanitarian, 2001)
 52—David Smith, Alabama (29) vs. Army (28) (John Hancock Sun, 1988)
 52—Shawn Halloran, Boston College (27) vs. Georgia (24) (Hall of Fame, 1986)
 51—Ell Roberson, Kansas St. (28) vs. Ohio St. (35) (Fiesta, 2004)
 51—Chris Weinke, Florida St. (2) vs. Oklahoma (13) (Orange, 2001)
 51—Lee Roberts, Southern Miss. (35) vs. Idaho (42) (Humanitarian, 1998)
 51—Jeff Blake, East Caro. (37) vs. North Carolina St. (34) (Peach, 1992)
 51—Danny McManus, Florida St. (31) vs. Nebraska (28) (Fiesta, 1988)
 51—Chuck Hartlieb, Iowa (23) vs. North Carolina St. (28) (Peach, Dec. 31, 1988)
 51—Craig Burnett, Wyoming (19) vs. Iowa (20) (Holiday, 1987)
 51—(D) Whit Taylor, Vanderbilt (28) vs. Air Force (36) (Hall of Fame, 1982)

MOST PASS COMPLETIONS

- 43—(D) Steve Clarkson, San Jose St. (25) vs. Toledo (27) (California, 1981)
 42—Ty Detmer, Brigham Young (39) vs. Penn St. (50) (Holiday, 1989)
 41—B.J. Symons, Texas Tech (38) vs. Navy (14) (Houston, 2003)
 41—Byron Leftwich, Marshall (64) vs. East Caro. (61) (2 ot) (GMAC, 2001)
 41—Danny O'Neil, Oregon (20) vs. Penn St. (38) (Rose, 1995)
 39—Josh Heupel, Oklahoma (25) vs. Mississippi (27) (Independence, 1999)
 39—Buster O'Brien, Richmond (49) vs. Ohio (42) (Tangerine, 1968)
 38—Kyle Orton, Purdue (27) vs. Washington St. (33) (Sun, 2001)
 38—Jack Trudeau, Illinois (29) vs. Army (31) (Peach, 1985)
 38—(D) Whit Taylor, Vanderbilt (28) vs. Air Force (36) (Hall of Fame, 1982)
 37—Philip Rivers, North Carolina St. (56) vs. Kansas (26) (Tangerine, 2003)
 37—Major Applewhite, Texas (47) vs. Washington (43) (Holiday, 2001)
 37—(D) Trent Diller, Fresno St. (30) vs. Colorado (41) (Aloha, 1993)
 37—(D) Sean Covey, Brigham Young (16) vs. Virginia (22) (All-American, 1987)
 37—Kim Hammond, Florida St. (17) vs. Penn St. (17) (Gator, 1967)
 36—Drew Brees, Purdue (25) vs. Georgia (28) (ot) (Outback, 2000)
 35—David Carr, Fresno St. (35) vs. Michigan St. (44) (Silicon Valley, 2001)
 35—Tony Eason, Illinois (15) vs. Alabama (21) (Liberty, 1982)
 34—Tom Brady, Michigan (35) vs. Alabama (34) (ot) (Orange, 2000)
 34—Marc Bulger, West Virginia (31) vs. Missouri (34) (Insight.com, 1998)
 33—David Smith, Alabama (29) vs. Army (28) (John Hancock Sun, 1988)
 33—(D) Tim Cowan, Washington (21) vs. Maryland (20) (Aloha, 1982)
 33—Ron VanderKelen, Wisconsin (37) vs. Southern California (42) (Rose, 1963)
 32—Kellen Clemens, Oregon (30) vs. Minnesota (31) (Sun, 2003)
 32—Kliff Kingsbury, Texas Tech (55) vs. Clemson (15) (Tangerine, 2002)
 32—Jim McMahon, Brigham Young (46) vs. Southern Methodist (45) (Holiday, 1980)
 31—Casey Clausen, Tennessee (14) vs. Clemson (27) (Peach, 2004)
 31—Rohan Davey, LSU (47) vs. Illinois (34) (Sugar, 2002)
 31—Kliff Kingsbury, Texas Tech (27) vs. East Caro. (40) (Galleryfurniture.com, 2000)
 31—Hines Ward, Georgia (27) vs. Virginia (34) (Peach, Dec. 30, 1995)
 31—John Walsh, Brigham Young (31) vs. Oklahoma (6) (Copper, 1994)
 31—Jeff Blake, East Caro. (37) vs. North Carolina St. (34) (Peach, 1992)
 31—Stan White, Auburn (27) vs. Indiana (23) (Peach, 1990)
 31—Shawn Halloran, Boston College (27) vs. Georgia (24) (Hall of Fame, 1986)
 31—Mark Young, Mississippi (20) vs. Texas Tech (17) (Independence, 1986)
 31—Bernie Kosar, Miami (Fla.) (37) vs. UCLA (39) (Fiesta, 1985)
 31—John Congemi, Pittsburgh (23) vs. Ohio St. (28) (Fiesta, 1984)
 31—(D) Jeff Tedford, Fresno St. (29) vs. Bowling Green (28) (California, 1982)

MOST CONSECUTIVE PASS COMPLETIONS

- 19—Mike Bobo, Georgia (33) vs. Wisconsin (6) (Outback, 1998)
 16—Philip Rivers, North Carolina St. (56) vs. Kansas (26) (Tangerine, 2003)
 10—Danny Wimperline, Memphis (27) vs. North Texas (17) (New Orleans, 2003)
 10—Danny Wuerffel, Florida (17) vs. Florida St. (23) (Sugar, Jan. 2, 1995)
 10—Rick Neuheisel, UCLA (45) vs. Illinois (9) (Rose, 1984)
 9—(D) Rob Johnson, Southern California (28) vs. Utah (21) (Freedom, 1993)
 9—Bill Montgomery, Arkansas (16) vs. Georgia (2) (Sugar, 1969)
 9—Glenn Dobbs, Tulsa (7) vs. Tennessee (14) (Sugar, 1943)
 8—Billy Roland, Houston (49) vs. Miami (Ohio) (21) (Tangerine, 1962)
 8—Bobby Layne, Texas (40) vs. Missouri (27) (Cotton, 1946)
 8—Harry Gilmer, Alabama (26) vs. Duke (29) (Sugar, 1945)
 7—(D) Daniel Ford, Arizona St. (33) vs. Air Force (28) (Freedom, 1987)

MOST NET PASSING YARDS

(Followed by Comp.-Att.-Int.)

- 576—Byron Leftwich, Marshall (64) vs. East Caro. (61) (2 ot) (GMAC, 2001) (41-70-2)
 576—Ty Detmer, Brigham Young (39) vs. Penn St. (50) (Holiday, 1989) (42-59-2)
 531—David Carr, Fresno St. (35) vs. Michigan St. (44) (Silicon Valley, 2001) (35-56-2)

- 523—(D) Trent Dilfer, Fresno St. (30) vs. Colorado (41) (Aloha, 1993) (37-63-1)
 497—B.J. Symons, Texas Tech (38) vs. Navy (14) (Houston, 2003) (41-53-1)
 476—Drew Bledsoe, Washington St. (31) vs. Utah (28) (Copper, 1992) (30-46-1)
 475—Philip Rivers, North Carolina St. (56) vs. Kansas (26) (Tangerine, 2003) (37-45-0)
 475—Timmy Chang, Hawaii (54) vs. Houston (48) (3 ot) (Hawaii, 2003) (26-42-1)
 473—Major Applewhite, Texas (47) vs. Washington (43) (Holiday, 2001) (37-55-3)
 467—(D) Steve Clarkson, San Jose St. (25) vs. Toledo (27) (California, 1981) (43-62-5)
 461—(D) Chuck Long, Iowa (55) vs. Texas (17) (Freedom, 1984) (29-39-0)
 456—Danny O'Neil, Oregon (20) vs. Penn St. (38) (Rose, 1995) (41-61-2)
 456—(D) Akili Smith, Oregon (43) vs. Colorado (51) (Aloha, 1998) (24-46-2)
 454—John Walsh, Brigham Young (31) vs. Oklahoma (6) (Copper, 1994) (31-45-0)
 452—(D) Whit Taylor, Vanderbilt (28) vs. Air Force (36) (Hall of Fame, 1982) (38-51-3)
 451—Browning Nagle, Louisville (34) vs. Alabama (7) (Fiesta, 1991) (20-33-1)
 447—Buster O'Brien, Richmond (49) vs. Ohio (42) (Tangerine, 1968) (39-58-2)
 446—Jim McMahon, Brigham Young (46) vs. Southern Methodist (45) (Holiday, 1980) (32-49-1)
 444—Rohan Davey, LSU (47) vs. Illinois (34) (Sugar, 2002) (31-53-0)
 429—Marc Bulger, West Virginia (31) vs. Missouri (34) (Insight.com, 1998) (34-50-1)
 428—Chuck Hartlieb, Iowa (23) vs. North Carolina St. (28) (Peach, Dec. 31, 1988) (30-51-4)
 423—Tony Eason, Illinois (15) vs. Alabama (21) (Liberty, 1982) (35-55-4)
 422—Peter Tom Willis, Florida St. (41) vs. Nebraska (17) (Fiesta, 1990) (25-40-0)
 419—Kyle Orton, Purdue (27) vs. Washington St. (33) (Sun, 2001) (38-74-4)
 413—Hines Ward, Georgia (27) vs. Virginia (34) (Peach, Dec. 30, 1995) (31-59-2)
 412—David Smith, Alabama (29) vs. Army (28) (John Hancock Sun, 1988) (33-52-1)
 411—Chad Pennington, Marshall (48) vs. Louisville (29) (Motor City, 1998) (18-24-0)
 408—Peyton Manning, Tennessee (48) vs. Northwestern (28) (Florida Citrus, 1997) (27-39-0)
 404—(D) Ralph Martini, San Jose St. (48) vs. Central Mich. (24) (California, 1990) (27-36-1)
 401—Ron VanderKelen, Wisconsin (37) vs. Southern California (42) (Rose, 1963) (33-48-3)
 401—Jack Trudeau, Illinois (29) vs. Army (31) (Peach, 1985) (38-55-2)

MOST NET PASSING YARDS, ONE QUARTER

- 223—Browning Nagle, Louisville (34) vs. Alabama (7) (Fiesta, 1991) (1st, 9 of 16)
 202—(D) Bret Stafford, Texas (32) vs. Pittsburgh (27) (Bluebonnet, 1987) (1st)

MOST TOUCHDOWN PASSES THROWN

- 6—(D) Chuck Long, Iowa (55) vs. Texas (17) (Freedom, 1984) (6, 11, 33, 49, 4, 15 yards)
 5—Philip Rivers, North Carolina St. (56) vs. Kansas (26) (Tangerine, 2003) (45, 14, 3, 40, 21 yards)
 5—Timmy Chang, Hawaii (54) vs. Houston (48) (3 ot) (Hawaii, 2003) (48, 7, 4, 11, 18 yards)
 5—Brad Lewis, West Virginia (49) vs. Mississippi (38) (Music City, 2000) (40, 11, 35, 60, 10 yards)
 5—Peter Tom Willis, Florida St. (41) vs. Nebraska (17) (Fiesta, 1990)
 5—Steve Tensi, Florida St. (36) vs. Oklahoma (19) (Gator, Jan. 2, 1965)
 4—Craig Krenzler, Ohio St. (35) vs. Kansas St. (28) (Fiesta, 2004)
 4—B.J. Symons, Texas Tech (38) vs. Navy (14) (Houston, 2003)
 4—Bryan Randall, Virginia Tech (49) vs. California (52) (Insight, 2003)
 4—Ben Roethlisberger, Miami (Ohio) (49) vs. Louisville (28) (GMAC, 2003)
 4—Rex Grossman, Florida (56) vs. Maryland (23) (Orange, 2002)
 4—Kurt Kittner, Illinois (34) vs. LSU (47) (Sugar, 2002)
 4—Joey Harrington, Oregon (38) vs. Colorado (16) (Fiesta, 2002)
 4—Byron Leftwich, Marshall (64) vs. East Caro. (61) (2 ot) (GMAC, 2001)
 4—Major Applewhite, Texas (47) vs. Washington (43) (Holiday, 2001)
 4—David Carr, Fresno St. (35) vs. Michigan St. (44) (Silicon Valley, 2001)
 4—Woody Dantzler, Clemson (49) vs. Louisiana Tech (24) (Humanitarian, 2001)
 4—John Walsh, Idaho (42) vs. Southern Miss. (35) (Humanitarian, 1998)
 4—Chad Pennington, Marshall (48) vs. Louisville (29) (Motor City, 1998)
 4—Marc Bulger, West Virginia (31) Missouri (34) (Insight.com, 1998)
 4—Michael Bishop, Kansas St. (35) vs. Syracuse (18) (Fiesta, 1997)
 4—Peyton Manning, Tennessee (48) vs. Northwestern (28) (Florida Citrus, 1997)
 4—Danny Kanell, Florida St. (31) vs. Notre Dame (26) (Orange, 1996)
 4—Wally Richardson, Penn St. (43) vs. Auburn (14) (Outback, 1996)
 4—Brian Kavanagh, Kansas St. (54) vs. Colorado St. (21) (Holiday, 1994)
 4—Johnny Johnson, Illinois (30) vs. East Caro. (0) (Liberty, 1994)
 4—John Walsh, Brigham Young (31) vs. Oklahoma (6) (Copper, 1994)
 4—Tony Sacca, Penn St. (42) vs. Tennessee (17) (Fiesta, 1992)
 4—Jeff Blake, East Caro. (37) vs. North Carolina St. (34) (Peach, 1992)
 4—Elvis Grbac, Michigan (35) vs. Mississippi (3) (Gator, Jan. 1, 1991)
 4—Rick Neuheisel, UCLA (45) vs. Illinois (9) (Rose, 1984)
 4—Jim McMahon, Brigham Young (46) vs. Southern Methodist (45) (Holiday, 1980)
 4—Mark Herrmann, Purdue (28) vs. Missouri (25) (Liberty, 1980)
 4—(D) Rob Hertel, Southern California (47) vs. Texas A&M (28) (Bluebonnet, 1977)
 4—Matt Cavanaugh, Pittsburgh (34) vs. Clemson (3) (Gator, 1977)
 4—Gordon Slade, Davidson (33) vs. Toledo (55) (Tangerine, 1969)
 4—Buster O'Brien, Richmond (49) vs. Ohio (42) (Tangerine, 1968)
 4—Cleve Bryant, Ohio (42) vs. Richmond (49) (Tangerine, 1968)
 4—Pete Beathard, Southern California (42) vs. Wisconsin (37) (Rose, 1963)

MOST PASSES HAD INTERCEPTED**(Followed by Comp.-Att.-Int.)**

- 6—Bruce Lee, Arizona (10) vs. Auburn (34) (Sun, 1968) (6-24-6)
 5—Wade Hill, Arkansas (15) vs. Georgia (24) (Independence, 1991) (12-31-5)
 5—Kevin Murray, Texas A&M (12) vs. Ohio St. (28) (Cotton, 1987) (12-31-5)
 5—Vinny Testaverde, Miami (Fla.) (10) vs. Penn St. (14) (Fiesta, 1987) (26-50-5)

- 5—Jeff Wickersham, LSU (10) vs. Nebraska (28) (Sugar, 1985) (20-38-5)
 5—(D) Steve Clarkson, San Jose St. (25) vs. Toledo (27) (California, 1981) (43-62-5)
 5—Terry McMillan, Missouri (3) vs. Penn St. (10) (Orange, 1970) (6-28-5)
 5—Paul Gilbert, Georgia (6) vs. Nebraska (45) (Sun, 1969) (10-30-5)

HIGHEST COMPLETION PERCENTAGE**(Minimum 10 Attempts) (Followed by Comp.-Att.-Int.)**

- .929—Mike Bobo, Georgia (33) vs. Wisconsin (6) (Outback, 1998) (26-28-0)
 .917—Bobby Layne, Texas (40) vs. Missouri (27) (Cotton, 1946) (11-12-0)
 .900—Ken Ploen, Iowa (35) vs. Oregon St. (19) (Rose, 1957) (9-10-0)
 .846—Tom Sorley, Nebraska (21) vs. North Carolina (17) (Liberty, 1977) (11-13-0)
 .833—Mike Gundy, Oklahoma St. (62) vs. Wyoming (14) (Holiday, 1988) (20-24-0)
 .833—Richard Todd, Alabama (13) vs. Penn St. (6) (Sugar, 1975) (10-12-0)
 .822—Philip Rivers, North Carolina St. (56) vs. Kansas (26) (Tangerine, 2003) (37-45-0)
 .818—Mark Farris, Texas A&M (41) vs. Mississippi St. (43) (ot) (Independence, 2000) (9-11-1)
 .818—Bucky Richardson, Texas A&M (65) vs. Brigham Young (14) (Holiday, 1990) (9-11-0)
 .806—Cale Gundy, Oklahoma (48) vs. Virginia (14) (Gator, Dec. 29, 1991) (25-31-0)
 .800—Art Schlichter, Ohio St. (15) vs. Clemson (17) (Gator, 1978) (16-20-1)
 .800—Jim Stevens, Georgia Tech (31) vs. Iowa St. (30) (Liberty, 1972) (12-15-0)
 .800—Don Altman, Duke (7) vs. Arkansas (6) (Cotton, 1961) (12-15-0)
 .800—Chuck Curtis, TCU (28) vs. Syracuse (27) (Cotton, 1957) (12-15-0)
 .789—Charles Ortmann, Michigan (14) vs. California (6) (Rose, 1951) (15-19-0)
 .786—Chad Hutchinson, Stanford (38) vs. Michigan St. (0) (Sun, 1996) (22-28-1)
 .786—Mark Herrmann, Purdue (28) vs. Missouri (25) (Liberty, 1980) (22-28-0)

MOST YARDS PER PASS ATTEMPT**(Minimum 10 Attempts)**

- 21.3—(D) Chris McCoy, Navy (42) vs. California (38) (Aloha, 1996) (13 for 277)
 19.4—Tony Rice, Notre Dame (34) vs. West Virginia (21) (Fiesta, 1989) (11 for 213)
 18.7—Frank Sinkwich, Georgia (40) vs. TCU (26) (Orange, 1942) (13 for 243)
 18.5—Bucky Richardson, Texas A&M (65) vs. Brigham Young (14) (Holiday, 1990) (11 for 203)
 17.3—Don Rumley, New Mexico (34) vs. Denver (24) (Sun, 1946) (12 for 207)
 17.1—Chad Pennington, Marshall (48) vs. Louisville (29) (Motor City, 1998) (24 for 411)
 16.7—Blane Morgan, Air Force (45) vs. Washington (25) (Oahu, 1998) (16 for 267)
 16.4—(D) Rob Hertel, Southern California (47) vs. Texas A&M (28) (Bluebonnet, 1977) (15 for 246)
 15.4—James Street, Texas (36) vs. Tennessee (13) (Cotton, 1969) (13 for 200)
 15.4—Tee Martin, Tennessee (23) vs. Florida St. (16) (Fiesta, 1999) (11 for 278)
 14.2—Danny White, Arizona St. (28) vs. Pittsburgh (7) (Fiesta, 1973) (19 for 269)
 14.0—Joe Barnes, Texas Tech (28) vs. Tennessee (19) (Gator, 1973) (11 for 154)
 13.8—Rob Johnson, Southern California (55) vs. Texas Tech (14) (Cotton, 1995) (21 for 289)
 13.8—Michael Bishop, Kansas St. (35) vs. Syracuse (18) (Fiesta, 1997) (23 for 317)
 13.7—Browning Nagle, Louisville (34) vs. Alabama (7) (Fiesta, 1991) (33 for 451)
 13.6—Bob Churchich, Nebraska (28) vs. Alabama (39) (Orange, 1966) (17 for 232)
 13.4—Donovan McNabb, Syracuse (41) vs. Clemson (0) (Gator, 1996) (23 for 309)
 13.3—Scott Covington, Miami (Fla.) (46) vs. North Carolina St. (23) (Micron PC, 1998) (24 for 320)
 13.2—Bobby Layne, Texas (40) vs. Missouri (27) (Cotton, 1946) (12 for 158)

MOST YARDS PER PASS COMPLETION**(Minimum 7 Completions)**

- 30.8—(D) Chris McCoy, Navy (42) vs. California (38) (Aloha, 1996) (9 for 277)
 30.4—Duke Carlisle, Texas (28) vs. Navy (6) (Cotton, 1964) (7 for 213)
 30.4—Tony Rice, Notre Dame (34) vs. West Virginia (21) (Fiesta, 1989) (7 for 213)
 28.6—James Street, Texas (36) vs. Tennessee (13) (Cotton, 1969) (7 for 200)
 27.2—Chris Rix, Florida St. (30) vs. Virginia Tech (17) (Gator, 2002) (12 for 326)
 27.0—Frank Sinkwich, Georgia (40) vs. TCU (26) (Orange, 1942) (9 for 243)

Receiving**MOST PASS RECEPTIONS**

- 20—(D) Norman Jordan, Vanderbilt (28) vs. Air Force (36) (Hall of Fame, 1982) (173 yards)
 20—Walker Gillette, Richmond (49) vs. Ohio (42) (Tangerine, 1968) (242 yards)
 18—(D) Gerald Willhite, San Jose St. (25) vs. Toledo (27) (California, 1981) (124 yards)
 16—Samie Parker, Oregon (30) vs. Minnesota (31) (Sun, 2003) (200 yards)
 15—Denero Marriott, Marshall (64) vs. East Caro. (61) (2 ot) (GMAC, 2001) (234 yards)
 15—(D) Stephone Paige, Fresno St. (29) vs. Bowling Green (28) (California, 1982) (246 yards)
 14—Josh Reed, LSU (47) vs. Illinois (34) (Sugar, 2002) (239 yards)
 14—Alex Van Dyke, Nevada (37) vs. Toledo (40) (ot) (Las Vegas, 1995) (176 yards)
 14—J.J. Stokes, UCLA (16) vs. Wisconsin (21) (Rose, 1994) (176 yards)
 14—Ron Sellers, Florida St. (17) vs. Penn St. (17) (Gator, 1967) (145 yards)
 13—Jerricho Catchery, North Carolina St. (56) vs. Kansas (26) (Tangerine, 2003) (171 yards)
 13—Rodney Wright, Fresno St. (35) vs. Michigan St. (44) (Silicon Valley, 2001) (299 yards)
 13—Plaxico Burress, Michigan St. (37) vs. Florida (34) (Florida Citrus, 2000) (185 yards)
 13—Fred Biletnikoff, Florida St. (36) vs. Oklahoma (19) (Gator, Jan. 2, 1965) (192 yards)

- 12—John Standeford, Purdue (27) vs. Washington St. (33) (Sun, 2001) (103 yards)
 12—Tim Stratton, Purdue (27) vs. Washington St. (33) (Sun, 2001) (86 yards)
 12—Chris Daniels, Purdue (25) vs. Georgia (28) (ot) (Outback, 2000) (103 yards)
 12—Sherrod Gideon, Southern Miss. (35) vs. Idaho (42) (Humanitarian, 1998) (117 yards)
 12—Hines Ward, Georgia (33) vs. Wisconsin (6) (Outback, 1998) (122 yards)
 12—Keyshawn Johnson, Southern California (41) vs. Northwestern (32) (Rose, 1996) (216 yards)
 12—Luke Fisher, East Caro. (37) vs. North Carolina St. (34) (Peach, 1992) (144 yards)
 12—Chuck Dicus, Arkansas (16) vs. Georgia (2) (Sugar, 1969) (169 yards)
 12—Bill Moremen, Florida St. (17) vs. Penn St. (17) (Gator, 1967) (106 yards)
 11—Rashaun Woods, Oklahoma St. (28) vs. Mississippi (31) (Cotton, 2004) (223 yards)
 11—Kellen Winslow, Miami (Fla.) (24) vs. Ohio St. (31) (2 ot) (Fiesta, 2003) (122 yards)
 11—Roy Williams, Texas (47) vs. Washington (43) (Holiday, 2001) (134 yards)
 11—Travis Taylor, Florida (34) vs. Michigan St. (37) (Florida Citrus, 2000) (156 yards)
 11—David Boston, Ohio St. (24) vs. Texas A&M (14) (Sugar, 1999) (105 yards)
 11—Shawn Foreman, West Virginia (31) vs. Missouri (34) (Insight.com, 1998) (189 yards)
 11—Isaac Jones, Purdue (37) vs. Kansas St. (34) (Alamo, 1998) (98 yards)
 11—Josh Wilcox, Oregon (20) vs. Penn St. (38) (Rose, 1995) (135 yards)
 11—Bill Khayat, Duke (20) vs. Wisconsin (34) (Hall of Fame, 1995) (109 yards)
 11—(D) Mark Szlachcic, Bowling Green (28) vs. Fresno St. (21) (California, 1991) (189 yards)
 11—Ronnie Harmon, Iowa (28) vs. UCLA (45) (Rose, 1986) (102 yards)
 11—David Mills, Brigham Young (24) vs. Michigan (17) (Holiday, 1984) (103 yards)
 11—(D) Chip Otten, Bowling Green (28) vs. Fresno St. (29) (California, 1982) (76 yards)
 11—(D) Anthony Hancock, Tennessee (28) vs. Wisconsin (21) (Garden State, 1981) (196 yards)
 11—Pat Richter, Wisconsin (37) vs. Southern California (42) (Rose, 1963) (163 yards)
 11—(D) James Ingram, Baylor (14) vs. LSU (7) (Bluebonnet, 1963) (163 yards)

MOST PASS RECEIVING YARDS

- 299—Rodney Wright, Fresno St. (35) vs. Michigan St. (44) (Silicon Valley, 2001) (13 catches)
 270—Charles Rogers, Michigan St. (44) vs. Fresno St. (35) (Silicon Valley, 2001) (10 catches)
 252—Andre Rison, Michigan St. (27) vs. Georgia (34) (Gator, Jan. 1, 1989) (9 catches)
 246—(D) Stephone Paige, Fresno St. (29) vs. Bowling Green (28) (California, 1982) (15 catches)
 242—(D) Tony Jones, Texas (32) vs. Pittsburgh (27) (Bluebonnet, 1987) (8 catches)
 242—Walker Gillette, Richmond (49) vs. Ohio (42) (Tangerine, 1968) (20 catches)
 239—Josh Reed, LSU (47) vs. Illinois (34) (Sugar, 2002) (14 catches)
 234—Denero Marriot, Marshall (64) vs. East Caro. (61) (2 ot) (GMAC, 2001) (15 catches)
 223—Rashaun Woods, Oklahoma St. (28) vs. Mississippi (31) (Cotton, 2004) (11 catches)
 222—Keyshawn Johnson, Southern California (55) vs. Texas Tech (14) (Cotton, 1995) (8 catches)
 216—Keyshawn Johnson, Southern California (41) vs. Northwestern (32) (Rose, 1996) (12 catches)
 212—Phillip Bobo, Washington St. (31) vs. Utah (28) (Copper, 1992) (7 catches)
 206—Darnell McDonald, Kansas St. (35) vs. Syracuse (18) (Fiesta, 1997) (7 catches)
 201—(D) Bob McChesney, Hardin-Simmons (49) vs. Wichita St. (12) (Camellia, 1948) (8 catches)
 200—Samie Parker, Oregon (30) vs. Minnesota (31) (Sun, 2003) (16 catches)
 199—Andre Johnson, Miami (Fla.) (37) vs. Nebraska (14) (Rose, 2002) (7 catches)
 199—Peerless Price, Tennessee (23) vs. Florida St. (16) (Fiesta, 1999) (4 catches)
 196—Taylor Stubblefield, Purdue (27) vs. Washington St. (33) (Sun, 2001) (9 catches)
 196—(D) Anthony Hancock, Tennessee (28) vs. Wisconsin (21) (Garden State, 1981) (11 catches)
 194—(D) Cory Schemm, Navy (42) vs. California (38) (Aloha, 1996) (5 catches)
 192—Fred Biletnikoff, Florida St. (36) vs. Oklahoma (19) (Gator, Jan. 2, 1965) (13 catches)
 189—Shawn Foreman, West Virginia (31) vs. Missouri (34) (Insight.com, 1998) (11 catches)
 189—(D) Mark Szlachcic, Bowling Green (28) vs. Fresno St. (21) (California, 1991) (11 catches)
 188—(D) David Miles, Brigham Young (16) vs. Virginia (22) (All-American, 1987) (10 catches)
 186—Greg Hudson, Arizona St. (28) vs. Pittsburgh (7) (Fiesta, 1973) (8 catches)
 185—Plaxico Burress, Michigan St. (37) vs. Florida (34) (Florida Citrus, 2000) (13 catches)
 182—Rob Turner, Indiana (34) vs. South Carolina (10) (Liberty, 1988) (5 catches)
 180—Freddie Mitchell, UCLA (20) vs. Wisconsin (21) (Sun, 2000) (9 catches)

HIGHEST AVERAGE PER RECEPTION

(Minimum 3 Receptions)

- 52.3—Jason Anderson, Wake Forest (38) vs. Oregon (17) (Seattle, 2002) (3 for 157)
 52.3—Phil Harris, Texas (28) vs. Navy (6) (Cotton, 1964) (3 for 157)
 49.8—Peerless Price, Tennessee (23) vs. Florida St. (16) (Fiesta, 1999) (4 for 199)
 48.8—Javon Walker, Florida St. (30) vs. Virginia Tech (17) (Gator, 2002) (4 for 195)
 39.7—Ike Hilliard, Florida (17) vs. Florida St. (23) (Sugar, Jan. 2, 1995) (3 for 119)
 38.8—(D) Cory Schemm, Navy (42) vs. California (38) (Aloha, 1996) (5 for 194)
 38.7—(D) Anthony Hancock, Tennessee (22) vs. Purdue (27) (Bluebonnet, 1979) (3 for 116)
 36.4—Rob Turner, Indiana (34) vs. South Carolina (10) (Liberty, 1988) (5 for 182)
 36.3—Clarence Cannon, Boston College (31) vs. Virginia (13) (Carquest, 1994) (3 for 109)
 35.5—Roy Williams, Texas (35) vs. LSU (20) (Cotton, 2003) (4 for 142)
 35.5—(D) Rodney Harris, Kansas (23) vs. Brigham Young (20) (Aloha, 1992) (4 for 142)

- 35.3—Anthony Carter, Michigan (15) vs. North Carolina (17) (Gator, 1979) (4 for 141)
 34.3—(D) Andre Alexander, Fresno St. (35) vs. Western Mich. (30) (California, 1988) (3 for 103)
 34.3—Ron Beverly, Arizona St. (49) vs. Missouri (35) (Fiesta, 1972) (3 for 103)
 34.0—Durrell Percy, UCLA (31) vs. Wisconsin (38) (Rose, 1999) (3 for 102)
 34.0—Jimmy Cefalo, Penn St. (41) vs. Baylor (20) (Cotton, 1975) (3 for 102)
 33.7—Justin Shull, Colorado St. (14) vs. Michigan (24) (Holiday, 1994) (3 for 101)
 33.7—J.D. Hill, Arizona St. (48) vs. North Carolina (26) (Peach, 1970) (3 for 101)
 33.3—Tony Buford, Indiana (34) vs. South Carolina (10) (Liberty, 1988) (3 for 100)
 33.2—Melvin Bonner, Baylor (20) vs. Arizona (15) (John Hancock, 1992) (5 for 166)
 33.2—Todd Dixon, Wake Forest (39) vs. Oregon (35) (Independence, 1992) (5 for 166)
 33.0—Ed Hervey, Southern California (55) vs. Texas Tech (14) (Cotton, 1995) (3 for 99)
 33.0—Ben Hart, Oklahoma (19) vs. Florida (36) (Gator, 1965) (5 for 165)
 32.4—Jeremiah Cockheran, Hawaii (54) vs. Houston (48) (3 ot) (Hawaii, 2003) (5 for 162)
 32.3—Dez White, Georgia Tech (35) vs. Notre Dame (28) (Gator, 1999) (4 for 129)
 32.2—Cotton Speyzer, Texas (36) vs. Tennessee (13) (Cotton, 1969) (5 for 161)
 32.0—(D) Darrin Chiaverini, Colorado (51) vs. Oregon (43) (Aloha, 1998) (3 for 96)
 31.6—Andre Davis, Virginia Tech (17) vs. Florida St. (30) (Gator, 2002) (5 for 158)
 31.3—Lawrence Williams, Texas Tech (28) vs. Tennessee (19) (Gator, 1973) (3 for 94)
 31.0—Olanda Truitt, Pittsburgh (31) vs. Texas A&M (28) (John Hancock, 1989) (4 for 124)
 31.0—Clay Brown, Brigham Young (46) vs. Southern Methodist (45) (Holiday, 1980) (5 for 155)

MOST TOUCHDOWNS RECEIVING

- 4—Fred Biletnikoff, Florida St. (36) vs. Oklahoma (19) (Gator, Jan. 2, 1965) (13 catches)
 4—(D) Bob McChesney, Hardin-Simmons (49) vs. Wichita St. (12) (Camellia, 1948) (8 catches)
 3—Jason Rivers, Hawaii (54) vs. Houston (48) (3 ot) (Hawaii, 2003) (7 catches)
 3—J.R. Russell, Louisville (28) vs. Miami (Ohio) (49) (GMAC, 2003) (7 catches)
 3—Plaxico Burress, Michigan St. (37) vs. Florida (34) (Florida Citrus, 2000) (13 catches)
 3—Travis Taylor, Florida (34) vs. Michigan St. (37) (Florida Citrus, 2000) (11 catches)
 3—Darnell McDonald, Kansas St. (35) vs. Syracuse (18) (Fiesta, 1997) (7 catches)
 3—Ike Hilliard, Florida (52) vs. Florida St. (20) (Sugar, 1997) (7 catches)
 3—Keyshawn Johnson, Southern California (55) vs. Texas Tech (14) (Cotton, 1995) (8 catches)
 3—(D) Ken Ealy, Central Mich. (24) vs. San Jose St. (48) (California, 1990) (7 catches)
 3—Wendell Davis, LSU (30) vs. South Carolina (13) (Gator, 1987) (9 catches)
 3—(D) Anthony Allen, Washington (21) vs. Maryland (20) (Aloha, 1982) (8 catches)
 3—(D) Norman Jordan, Vanderbilt (28) vs. Air Force (36) (Hall of Fame, 1982) (20 catches)
 3—(D) Dwayne Dixon, Florida (24) vs. Arkansas (28) (Bluebonnet, 1982) (8 catches)
 3—(D) Mervyn Fernandez, San Jose St. (25) vs. Toledo (27) (California, 1981) (9 catches)
 3—Clay Brown, Brigham Young (46) vs. Southern Methodist (45) (Holiday, 1980) (5 catches)
 3—Elliott Walker, Pittsburgh (34) vs. Clemson (3) (Gator, 1977) (6 catches)
 3—Rhett Dawson, Florida St. (38) vs. Arizona St. (45) (Fiesta, 1971) (8 catches)
 3—George Hannen, Davidson (33) vs. Toledo (56) (Tangerine, 1969)
 3—Todd Snyder, Richmond (49) vs. Ohio (42) (Tangerine, 1968)

Scoring

MOST POINTS SCORED

- 30—Steven Jackson, Oregon St. (55) vs. New Mexico (14) (Las Vegas, 2003) (5 TDs)
 30—(D) Sheldon Canley, San Jose St. (48) vs. Central Mich. (24) (California, 1990) (5 TDs)
 30—Barry Sanders, Oklahoma St. (62) vs. Wyoming (14) (Holiday, 1988) (5 TDs)
 28—Bobby Layne, Texas (40) vs. Missouri (27) (Cotton, 1946) (4 TDs, 4 PATs)
 25—Neil Snow, Michigan (49) vs. Stanford (0) (Rose, 1902) (5 five-point TDs)
 24—P.J. Daniels, Georgia Tech (52) vs. Tulsa (10) (Humanitarian, 2004) (4 TDs)
 24—Chris Perry, Michigan (38) vs. Florida (30) (Outback, 2003) (4 TDs)
 24—Wali Lundy, Virginia (48) vs. West Virginia (22) (Continental Tire, 2002) (4 TDs)
 24—Domanick Davis, LSU (47) vs. Illinois (34) (Sugar, 2002) (4 TDs)
 24—Ron Dayne, Wisconsin (38) vs. UCLA (31) (Rose, 1999) (4 TDs)
 24—Byron Hanspard, Texas Tech (55) vs. Air Force (41) (Copper, 1995) (4 TDs)
 24—Wasean Tait, Toledo (40) vs. Nevada (37) (ot) (Las Vegas, 1995) (4 TDs)
 24—(D) Ron Jackson, Tulsa (28) vs. San Diego St. (17) (Freedom, 1991) (4 TDs)
 24—(D) James Gray, Texas Tech (49) vs. Duke (21) (All-American, 1989) (4 TDs)
 24—Thurman Thomas, Oklahoma St. (35) vs. West Virginia (33) (John Hancock Sun, 1987) (4 TDs)
 24—Eric Ball, UCLA (45) vs. Iowa (28) (Rose, 1986) (4 TDs)
 24—Terry Miller, Oklahoma St. (49) vs. Brigham Young (21) (Tangerine, 1976) (4 TDs)
 24—Sam Cunningham, Southern California (42) vs. Ohio St. (17) (Rose, 1973) (4 TDs)
 24—Johnny Rodgers, Nebraska (40) vs. Notre Dame (6) (Orange, 1973) (4 TDs)
 24—Woody Green, Arizona St. (49) vs. Missouri (35) (Fiesta, 1972) (4 TDs)
 24—Charles Cole, Toledo (56) vs. Davidson (33) (Tangerine, 1969) (4 TDs)
 24—Fred Biletnikoff, Florida St. (36) vs. Oklahoma (19) (Gator, Jan. 2, 1965) (4 TDs)
 24—Joe Lopasky, Houston (49) vs. Miami (Ohio) (21) (Tangerine, 1962) (4 TDs)
 24—(D) Gene Shannon, Houston (26) vs. Dayton (21) (Salad, 1952) (4 TDs)
 24—(D) Bob McChesney, Hardin-Simmons (49) vs. Wichita St. (12) (Camellia, 1948) (4 TDs)

**MOST POINTS RESPONSIBLE FOR
(TDs Scored & Passed For, Extra Points, and FGs)**

- 40—Bobby Layne, Texas (40) vs. Missouri (27) (Cotton, 1946) (18 rush, 12 pass, 6 receiving and 4 PATs)
 36—(D) Chuck Long, Iowa (55) vs. Texas (17) (Freedom, 1984) (36 pass)
 30—Philip Rivers, North Carolina St. (56) vs. Kansas (26) (Tangerine, 2003) (30 pass)
 30—Timmy Chang, Hawaii (54) vs. Houston (48) (3 ot) (Hawaii, 2003) (30 pass)
 30—Steven Jackson, Oregon St. (55) vs. New Mexico (14) (Las Vegas, 2003) (24 rush, 6 receiving)
 30—Byron Leftwich, Marshall (64) vs. East Caro. (61) (2 ot) (GMAC, 2001) (24 pass, 6 rush)
 30—Casey Clausen, Tennessee (45) vs. Michigan (17) (Florida Citrus, 2002) (18 pass, 12 rush)
 30—Michael Bishop, Kansas St. (35) vs. Syracuse (18) (Fiesta, 1997) (24 pass, 6 rush)
 30—Jeff Blake, East Caro. (37) vs. North Carolina St. (34) (Peach, 1992) (24 pass, 6 rush)
 30—(D) Sheldon Canley, San Jose St. (48) vs. Central Mich. (24) (California, 1990) (24 rush, 6 receiving)
 30—Peter Tom Willis, Florida St. (41) vs. Nebraska (17) (Fiesta, 1990) (30 pass)
 30—Barry Sanders, Oklahoma St. (62) vs. Wyoming (14) (Holiday, 1988) (30 rush)
 30—Johnny Rodgers, Nebraska (40) vs. Notre Dame (6) (Orange, 1973) (18 rush, 6 pass, 6 receiving)
 30—Steve Tensi, Florida St. (36) vs. Oklahoma (19) (Gator, Jan. 2, 1965) (30 pass)

MOST TOUCHDOWNS

- 5—Steven Jackson, Oregon St. (55) vs. New Mexico (14) (Las Vegas, 2003) (4 rush, 1 catch)
 5—(D) Sheldon Canley, San Jose St. (48) vs. Central Mich. (24) (California, 1990) (4 rush, 1 catch)
 5—Barry Sanders, Oklahoma St. (62) vs. Wyoming (14) (Holiday, 1988) (5 rush)
 5—Neil Snow, Michigan (49) vs. Stanford (0) (Rose, 1902) (5 rush five-point TDs)
 4—P.J. Daniels, Georgia Tech (52) vs. Tulsa (10) (Humanitarian, 2004) (4 rush)
 4—Chris Perry, Michigan (38) vs. Florida (30) (Outback, 2003) (4 rush)
 4—Wali Lundy, Virginia (48) vs. West Virginia (22) (Continental Tire, 2002) (2 rush, 2 catch)
 4—Domanick Davis, LSU (47) vs. Illinois (34) (Sugar, 2002) (4 rush)
 4—Ron Dayne, Wisconsin (38) vs. UCLA (31) (Rose, 1999) (4 rush)
 4—Byron Hunsford, Texas Tech (55) vs. Air Force (41) (Copper, 1995) (4 rush)
 4—Wasean Tait, Toledo (40) vs. Nevada (37) (ot) (Las Vegas, 1995) (4 rush)
 4—(D) Ron Jackson, Tulsa (28) vs. San Diego St. (17) (Freedom, 1991) (4 rush)
 4—(D) James Gray, Texas Tech (49) vs. Duke (21) (All-American, 1989) (4 rush)
 4—Thurman Thomas, Oklahoma St. (35) vs. West Virginia (33) (John Hancock Sun, 1987) (4 rush)
 4—Eric Ball, UCLA (45) vs. Iowa (28) (Rose, 1986) (4 rush)
 4—Terry Miller, Oklahoma St. (49) vs. Brigham Young (21) (Tangerine, 1976) (4 rush)
 4—Sam Cunningham, Southern California (42) vs. Ohio St. (17) (Rose, 1973) (4 rush)
 4—Johnny Rodgers, Nebraska (40) vs. Notre Dame (6) (Orange, 1973) (3 rush, 1 catch)
 4—Woody Green, Arizona St. (49) vs. Missouri (35) (Fiesta, 1972) (4 rush)
 4—Charles Cole, Toledo (56) vs. Davidson (37) (Tangerine, 1969) (4 rush)
 4—Fred Biletnikoff, Florida St. (36) vs. Oklahoma (19) (Gator, Jan. 2, 1965) (4 catch)
 4—Joe Lopasky, Houston (49) vs. Miami (Ohio) (21) (Tangerine, 1962) (2 rush, 1 catch, 1 punt return)
 4—(D) Gene Shannon, Houston (26) vs. Dayton (21) (Salad, 1952) (4 rush)
 4—(D) Bob McChesney, Hardin-Simmons (49) vs. Wichita St. (12) (Camellia, 1948) (4 catch)
 4—Bobby Layne, Texas (40) vs. Missouri (27) (Cotton, 1946) (3 rush, 1 catch)
 4—(D) Alvin McMillin, Centre (63) vs. TCU (7) (Fort Worth Classic, 1921) (4 rush)

MOST TWO-POINT CONVERSIONS

- 2—Ernie Davis, Syracuse (23) vs. Texas (14) (Cotton, 1960) (2 pass receptions)

Kicking**MOST FIELD GOALS ATTEMPTED**

- 6—Kyle Bryant, Texas A&M (22) vs. Michigan (20) (Alamo, 1995) (5 made)
 6—Jess Atkinson, Maryland (23) vs. Tennessee (30) (Florida Citrus, 1983) (5 made)
 5—Billy Bennett, Georgia (26) vs. Florida St. (13) (Sugar, 2003) (4 made)
 5—Dan Nystrom, Minnesota (29) vs. Arkansas (14) (Music City, 2002) (5 made)
 5—Nate Kaeding, Iowa (19) vs. Texas Tech (16) (Alamo, 2001) (4 made)
 5—Travis Forney, Penn St. (26) vs. Kentucky (14) (Outback, 1999) (4 made)
 5—Chad Holcomb, East Caro. (19) vs. Stanford (13) (Liberty, 1995) (4 made)
 5—Dan Mowrey, Florida St. (23) vs. Florida (17) (Sugar, Jan. 2, 1995) (3 made)
 5—Tim Rogers, Mississippi St. (24) vs. North Carolina St. (28) (Peach, Jan. 1, 1995) (5 made)
 5—Scott Bentley, Florida St. (18) vs. Nebraska (16) (Orange, 1994) (4 made)
 5—Arden Czyzewski, Florida (28) vs. Notre Dame (39) (Sugar, 1992) (5 made)
 5—George Hunt, Tennessee (34) vs. Air Force (13) (Sugar, 1971) (2 made)
 5—Bob White, Arkansas (16) vs. Georgia (2) (Sugar, 1969) (3 made)
 5—Tim Davis, Alabama (12) vs. Mississippi (7) (Sugar, 1964) (4 made)
 4—Aaron Hunt, Clemson (27) vs. Tennessee (14) (Peach, 2004) (2 made)
 4—Luke Phillips, Oklahoma St. (33) vs. Southern Miss. (23) (Houston, 2002) (4 made)
 4—Drew Dunning, Washington St. (33) vs. Purdue (27) (Sun, 2001) (4 made)
 4—John Anderson, Washington (43) vs. Texas (47) (Holiday, 2001) (3 made)
 4—Kevin Miller, East Caro. (61) vs. Marshall (64) (2 ot) (GMAC, 2001) (4 made)
 4—Brett Conway, Penn St. (43) vs. Auburn (14) (Outback, 1996) (3 made)
 4—Kanon Parkman, Georgia (27) vs. Virginia (34) (Peach, Dec. 30, 1995) (4 made)
 4—Carlos Huerta, Miami (Fla.) (22) vs. Nebraska (0) (Orange, 1992) (3 made)

- 4—Jake McInerney, Virginia (22) vs. Tennessee (23) (Sugar, 1991) (3 made)
 4—Greg Worker, Wyoming (19) vs. Iowa (20) (Holiday, 1987) (2 made)
 4—Tim Lashar, Oklahoma (25) vs. Penn St. (10) (Orange, 1986) (4 made)
 4—Kent Bostrom, Arizona St. (17) vs. Arkansas (18) (Holiday, 1985) (3 made)
 4—(D) Todd Gregoire, Wisconsin (19) vs. Kentucky (20) (Hall of Fame, 1984) (4 made)
 4—Bill Capece, Florida St. (17) vs. Oklahoma (18) (Orange, 1981) (1 made)
 4—David Hardy, Texas A&M (33) vs. Oklahoma St. (16) (Independence, 1981) (4 made)
 4—Bob Lucchesi, Missouri (19) vs. Southern Miss. (17) (Tangerine, 1981) (4 made)
 4—Paul Woodside, West Virginia (26) vs. Florida (6) (Peach, Dec. 31, 1981) (4 made)
 4—(D) Fuad Reveiz, Tennessee (28) vs. Wisconsin (21) (Garden State, 1981) (2 made)
 4—Dale Castro, Maryland (20) vs. Florida (35) (Tangerine, 1980) (4 made)
 4—Brent Johnson, Brigham Young (37) vs. Indiana (38) (Holiday, 1979) (3 made)
 4—Ricky Townsend, Tennessee (19) vs. Texas Tech (28) (Gator, 1973) (2 made)
 4—Paul Rogers, Nebraska (45) vs. Georgia (6) (Sun, 1969) (4 made)

MOST FIELD GOALS MADE

- 5—Dan Nystrom, Minnesota (29) vs. Arkansas (14) (Music City, 2002) (24, 45, 21, 22, 29 yards)
 5—Kyle Bryant, Texas A&M (22) vs. Michigan (20) (Alamo, 1995) (27, 49, 47, 31, 37 yards)
 5—Tim Rogers, Mississippi St. (24) vs. North Carolina St. (28) (Peach, Jan. 1, 1995) (37, 21, 29, 36, 30 yards)
 5—Arden Czyzewski, Florida (28) vs. Notre Dame (39) (Sugar, 1992) (26, 24, 36, 37, 24 yards)
 5—Jess Atkinson, Maryland (23) vs. Tennessee (30) (Florida Citrus, 1983) (18, 48, 31, 22, 26 yards)
 4—Billy Bennett, Georgia (26) vs. Florida St. (13) (Sugar, 2003) (23, 42, 25, 35 yards)
 4—Luke Phillips, Oklahoma St. (33) vs. Southern Miss. (23) (Houston, 2002) (46, 52, 29, 23 yards)
 4—Drew Dunning, Washington St. (33) vs. Purdue (27) (Sun, 2001) (47, 34, 30, 37 yards)
 4—Nate Kaeding, Iowa (19) vs. Texas Tech (16) (Alamo, 2001) (36, 31, 46, 47 yards)
 4—Kevin Miller, East Caro. (61) vs. Marshall (64) (2 ot) (GMAC, 2001) (25, 22, 32, 37 yards)
 4—Travis Forney, Penn St. (26) vs. Kentucky (14) (Outback, 1999) (43, 26, 21, 25)
 4—Chad Holcomb, East Caro. (19) vs. Stanford (13) (Liberty, 1995) (46, 26, 41, 34 yards)
 4—Kanon Parkman, Georgia (27) vs. Virginia (34) (Peach, Dec. 30, 1995) (36, 37, 20, 42 yards)
 4—Scott Bentley, Florida St. (18) vs. Nebraska (16) (Orange, 1994) (34, 25, 39, 22 yards)
 4—Tim Lashar, Oklahoma (25) vs. Penn St. (10) (Orange, 1986) (26, 31, 21, 22 yards)
 4—(D) Todd Gregoire, Wisconsin (19) vs. Kentucky (20) (Hall of Fame, 1984) (40, 27, 20, 40 yards)
 4—David Hardy, Texas A&M (33) vs. Oklahoma St. (16) (Independence, 1981) (33, 32, 50, 18 yards)
 4—Paul Woodside, West Virginia (26) vs. Florida (6) (Peach, Dec. 31, 1981) (35, 42, 49, 24 yards)
 4—Bob Lucchesi, Missouri (19) vs. Southern Miss. (17) (Tangerine, 1981) (45, 41, 30, 28 yards)
 4—Dale Castro, Maryland (20) vs. Florida (35) (Tangerine, 1980) (35, 27, 27, 43 yards)
 4—Paul Rogers, Nebraska (45) vs. Georgia (6) (Sun, 1969) (50, 32, 42, 37 yards, all in 1st quarter)
 4—Tim Davis, Alabama (12) vs. Mississippi (7) (Sugar, 1964) (31, 46, 22, 48 yards)

MOST EXTRA-POINT KICK ATTEMPTS

- 9—Josh Brown, Nebraska (66) vs. Northwestern (17) (Alamo, 2000) (9 made)
 9—Neil Rackers, Illinois (63) vs. Virginia (21) (Micronpc.com, 1999) (9 made)
 9—Layne Talbot, Texas A&M (65) vs. Brigham Young (14) (Holiday, 1990) (9 made)
 9—Bobby Luna, Alabama (61) vs. Syracuse (6) (Orange, 1953) (7 made)
 9—(D) James Weaver, Centre (63) vs. TCU (7) (Fort Worth Classic, 1921) (9 made)
 8—Adam Kiker, North Carolina St. (56) vs. Kansas (26) (Tangerine, 2003) (8 made)
 8—Jeff Chandler, Florida (56) vs. Maryland (23) (Orange, 2002) (8 made)
 8—Jeremy Aldrich, Colorado (62) vs. Boston College (28) (Insight.com, 1999) (8 made)
 8—Cary Blanchard, Oklahoma St. (62) vs. Wyoming (14) (Holiday, 1988) (8 made)
 8—Ken Crotsch, Toledo (56) vs. Davidson (33) (Tangerine, 1969) (8 made)
 7—Tyler Fredrickson, California (52) vs. Virginia Tech (49) (Insight, 2003) (7 made)
 7—Aaron Hunt, Clemson (49) vs. Louisiana Tech (24) (Humanitarian, 2001) (7 made)
 7—Kevin Miller, East Caro. (61) vs. Marshall (64) (2 ot) (GMAC, 2001) (7 made)
 7—Martin Gramatica, Kansas St. (54) vs. Colorado St. (21) (Holiday, 1995) (6 made)
 7—Tony Rogers, Texas Tech (55) vs. Air Force (41) (Copper, 1995) (7 made)
 7—Cole Ford, Southern California (55) vs. Texas Tech (14) (Cotton, 1995) (7 made)
 7—Scott Blanton, Oklahoma (48) vs. Virginia (14) (Gator, Dec. 29, 1991) (6 made)
 7—(D) Barry Belli, Fresno St. (51) vs. Bowling Green (7) (California, 1985) (7 made)
 7—(D) Tom Nichol, Iowa (55) vs. Texas (17) (Freedom, 1984) (7 made)
 7—Juan Cruz, Arizona St. (49) vs. Missouri (35) (Fiesta, 1972) (7 made)
 7—Ron Sewell, North Carolina St. (49) vs. West Virginia (13) (Peach, 1972) (7 made)
 7—Don Ekstrand, Arizona St. (48) vs. North Carolina (26) (Peach, 1970) (6 made)
 7—Bill McMillan, Houston (49) vs. Miami (Ohio) (21) (Tangerine, 1962) (7 made)
 7—Jesse Whittenon, UTEP (47) vs. Florida St. (20) (Sun, 1955) (5 made)
 7—Jim Brieske, Michigan (49) vs. UCLA (0) (Rose, 1948) (7 made)
 7—(D) Pat Bailey, Hardin-Simmons (49) vs. Wichita St. (12) (Camellia, 1948) (7 made)

MOST EXTRA-POINT KICKS MADE

- 9—Josh Brown, Nebraska (66) vs. Northwestern (17) (Alamo, 2000) (9 attempts)
 9—Neil Rackers, Illinois (63) vs. Virginia (21) (Micronpc.com, 1999) (9 attempts)
 9—Layne Talbot, Texas A&M (65) vs. Brigham Young (14) (Holiday, 1990) (9 attempts)
 9—(D) James Weaver, Centre (63) vs. TCU (7) (Fort Worth Classic, 1921) (9 attempts)
 8—Adam Kiker, North Carolina St. (56) vs. Kansas (26) (Tangerine, 2003) (8 attempts)
 8—Jeff Chandler, Florida (56) vs. Maryland (23) (Orange, 2002) (8 attempts)
 8—Jeremy Aldrich, Colorado (62) vs. Boston College (28) (Insight.com, 1999) (8 attempts)
 8—Cary Blanchard, Oklahoma St. (62) vs. Wyoming (14) (Holiday, 1988) (8 attempts)
 8—Ken Crots, Toledo (56) vs. Davidson (33) (Tangerine, 1969) (8 attempts)
 7—Tyler Fredrickson, California (52) vs. Virginia Tech (49) (Insight, 2003) (7 attempts)
 7—Aaron Hunt, Clemson (49) vs. Louisiana Tech (24) (Humanitarian, 2001) (7 attempts)
 7—Kevin Miller, East Caro. (61) vs. Marshall (64) (2 of) (GMAC, 2001) (7 attempts)
 7—Tony Rogers, Texas Tech (55) vs. Air Force (41) (Copper, 1995) (7 attempts)
 7—Cole Ford, Southern California (55) vs. Texas Tech (14) (Cotton, 1995) (7 attempts)
 7—(D) Barry Belli, Fresno St. (51) vs. Bowling Green (7) (California, 1985) (7 attempts)
 7—(D) Tom Nichol, Iowa (55) vs. Texas (17) (Freedom, 1984) (7 attempts)
 7—Juan Cruz, Arizona St. (49) vs. Missouri (35) (Fiesta, 1972) (7 attempts)
 7—Ron Sewell, North Carolina St. (49) vs. West Virginia (13) (Peach, 1972) (7 attempts)
 7—Bill McMillan, Houston (49) vs. Miami (Ohio) (21) (Tangerine, 1962) (7 attempts)
 7—Bobby Luna, Alabama (61) vs. Syracuse (6) (Orange, 1953) (9 attempts)
 7—Jim Brieske, Michigan (49) vs. UCLA (0) (Rose, 1948) (7 attempts)
 7—(D) Pat Bailey, Hardin-Simmons (49) vs. Wichita St. (12) (Camellia, 1948) (7 attempts)

MOST POINTS BY A KICKER

- 19—Ken Miller, East Caro. (61) vs. Marshall (64) (2 of) (GMAC, 2001) (4 FGs, 7 PATs)
 17—Dan Nystrom, Minnesota (29) vs. Arkansas (14) (Music City, 2002) (5 FGs, 2 PATs)
 16—Kyle Bryant, Texas A&M (22) vs. Michigan (20) (Alamo, 1995) (5 FGs, 1 PAT)
 16—Tim Rogers, Mississippi St. (24) vs. North Carolina St. (28) (Peach, Jan. 1, 1995) (5 FGs, 1 PAT)
 16—Arden Czyzewski, Florida (28) vs. Notre Dame (39) (Sugar, 1992) (5 FGs, 1 PAT)
 15—Sandro Sciortino, Boston College (51) vs. Toledo (25) (Motor City, 2002) (3 FGs, 6 PATs)
 15—Luke Phillips, Oklahoma St. (33) vs. Southern Miss. (23) (Houston, 2002) (4 FGs, 3 PATs)
 15—Drew Dunning, Washington St. (33) vs. Purdue (27) (Sun, 2001) (4 FGs, 3 PATs)
 15—(D) Jeremy Aldrich, Colorado (51) vs. Oregon (43) (Aloha, 1998) (3 FGs, 6 PATs)
 15—Jesse Atkinson, Maryland (23) vs. Tennessee (30) (Florida Citrus, 1983) (5 FGs)
 15—David Hardy, Texas A&M (33) vs. Oklahoma St. (16) (Independence, 1981) (4 FGs, 3 PATs)
 15—Paul Rogers, Nebraska (45) vs. Georgia (6) (John Hancock, 1969) (4 FGs, 3 PATs)
 14—Billy Bennett, Georgia (26) vs. Florida St. (13) (Sugar, 2003) (4 FGs, 2 PATs)
 14—Jeremy Aldrich, Colorado (62) vs. Boston College (28) (Insight.com, 1999) (2 FGs, 8 PATs)
 14—Cary Blanchard, Oklahoma St. (62) vs. Wyoming (14) (Holiday, 1988) (2 FGs, 8 PATs)
 14—Paul Woodside, West Virginia (26) vs. Florida (6) (Peach, Dec. 31, 1981) (4 FGs, 2 PATs)
 13—Nate Kaeding, Iowa (19) vs. Texas Tech (16) (Alamo, 2001) (4 FGs, 1 PATs)
 13—John Anderson, Washington (43) vs. Texas (47) (Holiday, 2001) (3 FGs, 4 PATs)
 13—Chad Holcomb, East Caro. (19) vs. Stanford (13) (Liberty, 1995) (4 FGs, 1 PAT)
 13—Kanon Parkman, Georgia (27) vs. Virginia (34) (Peach, Dec. 30, 1995) (4 FGs, 1 PAT)
 13—Tony Rogers, Texas Tech (55) vs. Air Force (41) (Copper, 1995) (2 FGs, 7 PATs)
 13—Damon Shea, Nevada (37) vs. Toledo (40) (ot) (Las Vegas, 1995) (3 FGs, 4 PATs)
 13—Cole Ford, Southern California (55) vs. Texas Tech (14) (Cotton, 1995) (2 FGs, 7 PATs)
 13—Tim Iashar, Oklahoma (25) vs. Penn. St. (10) (Orange, 1986) (4 FGs, 1 PAT)
 13—John Lee, UCLA (39) vs. Miami (Fla.) (37) (Fiesta, 1985) (3 FGs, 4 PATs)
 13—(D) Tom Nichol, Iowa (55) vs. Texas (17) (Freedom, 1984) (2 FGs, 7 PATs)
 13—(D) Todd Gregoire, Wisconsin (19) vs. Kentucky (20) (Hall of Fame, 1984) (4 FGs, 1 PAT)
 13—Bob Lucchesi, Missouri (19) vs. Southern Miss. (17) (Tangerine, 1981) (4 FGs, 1 PAT)
 13—Dave Johnson, Brigham Young (37) vs. Indiana (38) (Holiday, 1979) (3 FGs, 4 PATs)

Punting**MOST PUNTS**

- 21—Everett Sweeney, Michigan (49) vs. Stanford (0) (Rose, 1902)
 16—Lem Pratt, New Mexico St. (14) vs. Hardin-Simmons (14) (Sun, 1936) (38.4 average)
 14—Sammy Baugh, TCU (3) vs. LSU (2) (Sugar, 1936)
 13—Hugh Keeney, Rice (8) vs. Tennessee (0) (Orange, 1947)
 13—N.A. Keithley, Tulsa (6) vs. Texas Tech (0) (Sun, 1942) (37.0 average)
 13—Hugh McCullough, Oklahoma (0) vs. Tennessee (17) (Orange, 1939) (40.6 average)
 13—Tyler, Hardin-Simmons (14) vs. New Mexico St. (14) (Sun, 1936) (45.2 average)
 13—(D) Tom Murphy, Arkansas (7) vs. Centenary (La.) (7) (Dixie Classic, 1934) (44.0 average)
 12—Mitch Berger, Colorado (25) vs. Alabama (30) (Blockbuster, 1991) (41.0 average)
 12—Bob Parsons, Penn. St. (10) vs. Missouri (3) (Orange, 1970) (42.6 average)
 12—Jim Callahan, Texas Tech (0) vs. Tulsa (6) (Sun, 1942) (43.0 average)
 12—Mike Palm, Penn. St. (3) vs. Southern California (14) (Rose, 1923)

HIGHEST AVERAGE PER PUNT**(Minimum 5 Punts)**

- 53.8—Mat McBriar, Hawaii (28) vs. Tulane (36) (Hawaii, 2002) (5 for 269)
 52.7—Des Koch, Southern California (7) vs. Wisconsin (0) (Rose, 1953) (7 for 369) (adjusted to current statistical rules)
 52.4—Mike Sochko, Maryland (21) vs. Houston (30) (Cotton, 1977) (5 for 262)
 52.3—Chris Hogue, Tennessee (17) vs. Nebraska (42) (Orange, 1998) (6 for 314)
 52.0—Nick Gallery, Iowa (27) vs. Texas Tech (0) (Alamo, 1996) (5 for 260)
 51.5—Nick Pietsch, Colorado (51) vs. Oregon (43) (Aloha, 1998) (6 for 309)
 51.0—Chris Claus, Penn. St. (10) vs. Clemson (35) (Florida Citrus, 1988) (5 for 255)
 50.2—Jose Arroyo, Oregon (17) vs. Wake Forest (37) (Seattle, 2002) (6 for 301)
 50.2—Curtis Head, Marshall (38) vs. Louisville (15) (GMAC, 2002) (6 for 301)
 50.0—Dana Moore, Mississippi St. (17) vs. Nebraska (31) (Sun, 1980) (5 for 250)
 49.8—Joey Biasatti, TCU (9) vs. Texas A&M (28) (Galleryfurniture.com, 2001) (6 for 299)
 49.3—Damon Duval, Auburn (10) vs. North Carolina (16) (Peach, 2001) (9 for 444)
 49.3—Chris McNally, Clemson (0) vs. Syracuse (41) (Gator, 1996) (6 for 296)
 49.2—(D) Mark Simon, Air Force (24) vs. Texas (16) (Bluebonnet, 1985) (11 for 541)
 49.2—Allen Meacham, Arkansas (3) vs. UCLA (17) (Cotton, 1989) (6 for 295)
 49.1—Adam Wulfbeck, Cincinnati (16) vs. Toledo (23) (Motor City, 2001) (7 for 344)
 49.0—Jim DiGiulio, Indiana (24) vs. Baylor (0) (Copper, 1991) (6 for 294)
 49.0—(D) Dana Moore, Mississippi St. (10) vs. Kansas (0) (Hall of Fame, 1981) (9 for 441)
 48.8—Glenn Beard, UTEP (23) vs. Boise St. (38) (Humanitarian, 2000) (5 for 244)
 48.4—Ryan Plackemeier, Wake Forest (38) vs. Oregon (17) (Seattle, 2002) (5 for 242)
 48.3—Jesse Sowards, Brigham Young (3) vs. Marshall (21) (Motor City, 1999) (7 for 338)
 48.2—Dan Dyke, Georgia Tech (14) vs. LSU (28) (Peach, 2000) (5 for 241)
 48.1—Robby Stevenson, Florida (52) vs. Florida St. (20) (Sugar, 1997) (7 for 337)
 48.1—Brent Bartholomew, Ohio St. (14) vs. Tennessee (20) (Florida Citrus, 1996) (7 for 337)
 48.0—Brandon Fields, Michigan St. (3) vs. Nebraska (17) (Alamo, 2003) (5 for 240)
 48.0—Dan Eichloff, Kansas (23) vs. Brigham Young (20) (Aloha, 1992) (8 for 384)

Punt Returns**MOST PUNT RETURNS**

- 9—Buzy Rosenberg, Georgia (7) vs. North Carolina (3) (Gator, Dec. 31, 1971) (54 yards)
 9—Paddy Driscoll, Great Lakes (17) vs. Mare Island (0) (Rose, 1919) (115 yards)
 8—Thomas Lewis, Indiana (20) vs. Virginia Tech (45) (Independence, 1993) (58 yards)
 7—Michael Waddell, North Carolina (16) vs. Auburn (10) (Peach, 2001) (66 yards)
 7—Roderick Hood, Auburn (10) vs. North Carolina (16) (Peach, 2001) (26 yards)
 7—Curtis Fagan, Oklahoma (10) vs. Arkansas (3) (Cotton, 2002) (20 yards)
 6—Dimitrios Stanley, Ohio St. (14) vs. Tennessee (20) (Florida Citrus, 1996) (30 yards)
 6—Dale Carter, Tennessee (17) vs. Penn. St. (42) (Fiesta, 1992)
 6—Joey Smith, Louisville (34) vs. Alabama (7) (Fiesta, 1991) (35 yards)
 6—David Palmer, Alabama (30) vs. Colorado (25) (Blockbuster, 1991) (74 yards)
 6—(D) Hesh Colar, San Jose St. (48) vs. Central Mich. (24) (California, 1990)
 6—David Kintigh, Miami (Fla.) (10) vs. Penn. St. (14) (Fiesta, 1987) (32 yards)
 6—(D) Eric Metcalf, Texas (16) vs. Air Force (24) (Bluebonnet, 1985) (49 yards)
 6—Vai Sihakema, Brigham Young (7) vs. Ohio St. (10) (Florida Citrus, 1985)
 6—(D) Ray Horton, Washington (21) vs. Maryland (20) (Aloha, 1982) (28 yards)
 6—Bill Gribble, Washington St. (36) vs. Brigham Young (38) (Holiday, 1981) (39 yards)
 6—Johnny Rodgers, Nebraska (38) vs. Alabama (6) (Orange, 1972) (136 yards)
 6—Rick Sygar, Michigan (34) vs. Oregon St. (7) (Rose, 1965) (50 yards)
 6—Billy Hair, Clemson (0) vs. Miami (Fla.) (14) (Gator, 1952) (73 yards)
 6—Don Zimmerman, Tulane (12) vs. Southern California (21) (Rose, 1932)

MOST PUNT RETURN YARDS

- 136—Johnny Rodgers, Nebraska (38) vs. Alabama (6) (Orange, 1972) (6 returns)
 122—George Fleming, Washington (44) vs. Wisconsin (8) (Rose, 1960) (3 returns)
 122—Bobby Kelllogg, Tulane (13) vs. Texas A&M (14) (Sugar, 1940) (5 returns)
 115—Paddy Driscoll, Great Lakes (17) vs. Mare Island (0) (Rose, 1919) (9 returns)
 110—James Henry, Southern Miss. (38) vs. UTEP (18) (Independence, 1988) (2 returns, touchdowns of 65 and 45 yards)
 106—Kevin Baugh, Penn. St. (27) vs. Georgia (23) (Sugar, 1983) (5 returns)
 106—Steve Holden, Arizona St. (45) vs. Florida St. (38) (Fiesta, 1971) (3 returns)
 104—Leo Daniels, Texas A&M (21) vs. Alabama (29) (Cotton, 1942) (5 returns)
 103—Jon Staggers, Missouri (3) vs. Penn. St. (10) (Orange, 1970)
 95—Steve Suter, Maryland (30) vs. Tennessee (3) (Peach, 2002) (4 returns)
 89—Shawn Summers, Tennessee (45) vs. Virginia Tech (23) (Gator, 1994) (3 returns)
 89—Lawrence Williams, Texas Tech (28) vs. North Carolina (32) (Sun, 1972) (5 returns)
 88—Ben Kelly, Colorado (62) vs. Boston College (28) (Insight.com, 1999) (1 return)
 87—Vai Sihakema, Brigham Young (46) vs. Southern Methodist (45) (Holiday, 1980) (2 returns)
 86—Bobby Majors, Tennessee (34) vs. Air Force (13) (Sugar, 1971) (4 returns)
 86—Aramis Dandoy, Southern California (7) vs. Ohio St. (20) (Rose, 1955) (1 return)
 83—Chad McCullar, Houston (48) vs. Hawaii (54) (3 of) (Hawaii, 2003) (3 returns)
 82—Marcus Wall, North Carolina (31) vs. Texas (35) (Sun, 1994) (1 return)
 82—Willie Drewrey, West Virginia (12) vs. Florida St. (31) (Gator, 1982) (1 return)
 80—(D) Gary Anderson, Arkansas (34) vs. Tulane (15) (Hall of Fame, 1980) (2 returns)
 80—Cecil Ingram, Alabama (61) vs. Syracuse (6) (Orange, 1953) (1 return)

**HIGHEST PUNT RETURN AVERAGE
(Minimum 3 Returns)**

- 40.7—George Fleming, Washington (44) vs. Wisconsin (8) (Rose, 1960) (3 for 122)
 35.3—Steve Holden, Arizona St. (45) vs. Florida St. (38) (Fiesta, 1971) (3 for 106)
 29.7—Shawn Summers, Tennessee (45) vs. Virginia Tech (23) (Gator, 1994) (3 for 89)
 27.7—Chad McCullar, Houston (48) vs. Hawaii (54) (3 of) (Hawaii, 2003) (3 for 83)
 24.4—Bobby Kellogg, Tulane (13) vs. Texas A&M (14) (Sugar, 1940) (5 for 122)
 24.0—Shayne Wasden, Auburn (31) vs. Ohio St. (14) (Hall of Fame, 1990) (3 for 72)
 23.8—Steve Suter, Maryland (30) vs. Tennessee (3) (Peach, 2002) (4 for 95)
 23.0—Bobby Newcombe, Nebraska (31) vs. Tennessee (21) (Fiesta, 2000) (3 for 69)
 22.7—Johnny Rodgers, Nebraska (38) vs. Alabama (6) (Orange, 1972) (6 for 136)
 21.7—Derrick Hamilton, Clemson (27) vs. Tennessee (14) (Peach, 2004) (3 for 65)
 21.5—Bobby Majors, Tennessee (34) vs. Air Force (13) (Sugar, 1971) (4 for 86)
 21.0—Tiki Barber, Virginia (34) vs. Georgia (27) (Peach, Dec. 30, 1995) (3 for 63)
 21.0—(D) Brian Williams, Kentucky (16) vs. West Virginia (20) (Hall of Fame, 1983) (3 for 63)
 20.8—Leo Daniels, Texas A&M (21) vs. Alabama (29) (Cotton, 1942) (5 for 104)
 19.5—(D) Zippy Morocco, Georgia (20) vs. Texas A&M (40) (Presidential Cup, 1950) (4 for 78)
 19.3—Dave Liegi, Nebraska (14) vs. Houston (17) (Cotton, 1980) (3 for 58)
 19.0—Gary Moss, Georgia (10) vs. Texas (9) (Cotton, 1984) (3 for 57)

Kickoff Returns**MOST KICKOFF RETURNS**

- 8—Todd Howard, Michigan (17) vs. Tennessee (45) (Florida Citrus, 2002) (125 yards)
 7—Dale Carter, Tennessee (17) vs. Penn St. (42) (Fiesta, 1992) (132 yards)
 7—(D) Jeff Sydnor, Hawaii (13) vs. Michigan St. (33) (Aloha, 1989) (174 yards)
 7—Homer Jones, Brigham Young (37) vs. Indiana (38) (Holiday, 1979) (126 yards)
 6—John Randle, Kansas (26) vs. North Carolina St. (56) (Tangerine, 2003) (128 yards)
 6—Koren Robinson, North Carolina St. (38) vs. Minnesota (30) (Micronpc.com, 2000) (151 yards)
 6—Mike Rigell, Brigham Young (27) vs. Tulane (41) (Liberty, 1998) (220 yards)
 6—(D) Deltha O'Neal, California (38) vs. Navy (42) (Aloha, 1996) (186 yards)
 6—Dave Beazley, Northwestern (28) vs. Tennessee (48) (Florida Citrus, 1997) (137 yards)
 6—Eugene Napoleon, West Virginia (21) vs. Notre Dame (34) (Fiesta, 1989) (107 yards)
 6—Tim Brown, Notre Dame (10) vs. Texas A&M (35) (Cotton, 1988) (129 yards)
 6—Leroy Thompson, Penn St. (10) vs. Clemson (35) (Florida Citrus, 1988)
 6—(D) Anthony Roberson, Air Force (28) vs. Arizona St. (33) (Freedom, 1987) (109 yards)
 6—Casey Tiumalu, Brigham Young (17) vs. Ohio St. (47) (Holiday, 1982) (116 yards)
 6—Brian Nelson, Texas Tech (17) vs. Florida St. (40) (Tangerine, 1977) (143 yards)
 6—Wally Henry, UCLA (6) vs. Alabama (36) (Liberty, 1976)
 6—Steve Williams, Alabama (6) vs. Nebraska (38) (Orange, 1972)
 6—Mike Fink, Missouri (35) vs. Arizona St. (49) (Fiesta, 1972) (203 yards)

MOST KICKOFF RETURN YARDS

- 220—Mike Rigell, Brigham Young (27) vs. Tulane (41) (Liberty, 1998) (6 returns)
 203—Mike Fink, Missouri (35) vs. Arizona St. (49) (Fiesta, 1972) (6 returns)
 186—(D) Deltha O'Neal, California (38) vs. Navy (42) (Aloha, 1996) (6 returns)
 181—Tommy Neal, Maryland (23) vs. Tennessee (30) (Florida Citrus, 1983) (5 returns)
 178—Al Hoisch, UCLA (14) vs. Illinois (45) (Rose, 1947) (4 returns)
 174—(D) Jeff Sydnor, Hawaii (13) vs. Michigan St. (33) (Aloha, 1989) (7 returns)
 169—C. J. Jones, Iowa (17) vs. Southern California (38) (Orange, 2003) (4 returns)
 169—Jerome Thomas, Idaho (42) vs. Southern Miss. (35) (Humanitarian, 1998) (5 returns)
 166—Willie Jones, Iowa St. (30) vs. Georgia Tech (31) (Liberty, 1972) (4 returns)
 154—(D) Martin Mitchell, Tulane (7) vs. Houston (47) (Bluebonnet, 1973) (5 returns)
 154—Dave Lowery, Brigham Young (21) vs. Oklahoma St. (49) (Tangerine, 1976) (4 returns)
 151—Koren Robinson, North Carolina St. (38) vs. Minnesota (30) (Micronpc.com, 2000) (6 returns)
 148—Earl Allen, Houston (28) vs. Boston College (45) (Cotton, 1985) (4 returns)
 147—Dexter Wynn, Colorado St. (21) vs. Boston College (35) (San Francisco, 2003) (5 returns)
 147—Carlos Snow, Ohio St. (17) vs. Syracuse (24) (Hall of Fame, 1992) (4 returns)
 144—Clint Johnson, Notre Dame (39) vs. Florida (28) (Sugar, 1992) (5 returns)
 143—Barry Smith, Florida St. (38) vs. Arizona St. (45) (Fiesta, 1971) (5 returns)
 143—Brian Nelson, Texas Tech (17) vs. Florida St. (40) (Tangerine, 1977) (6 returns)

**HIGHEST KICKOFF RETURN AVERAGE
(Minimum 2 Returns)**

- 60.5—(D) Bob Smith, Texas A&M (40) vs. Georgia (20) (Presidential Cup, 1950) (2 for 121)
 60.0—Jerome Pathon, Washington (21) vs. Colorado (33) (Holiday, 1996) (2 for 120)
 58.0—Eddie Kennison, LSU (45) vs. Michigan St. (26) (Independence, 1995) (2 for 116)
 57.5—Pete Panuska, Tennessee (27) vs. Maryland (28) (Sun, 1984) (2 for 115)
 55.5—Todd Snyder, Ohio (42) vs. Richmond (49) (Tangerine, 1968) (2 for 111)
 46.7—(D) Cal Beck, Utah (16) vs. Arizona (13) (Freedom, 1994) (3 for 140)
 44.5—Al Hoisch, UCLA (14) vs. Illinois (45) (Rose, 1947) (4 for 178)
 43.7—Larry Key, Florida St. (40) vs. Texas Tech (17) (Tangerine, 1977) (3 for 131)
 43.3—Victor Ike, Texas (30) vs. Oregon (35) (Holiday, 2000) (3 for 130)
 42.3—C. J. Jones, Iowa (17) vs. Southern California (38) (Orange, 2003) (4 for 169)
 41.5—Willie Jones, Iowa St. (30) vs. Georgia Tech (31) (Liberty, 1972) (4 for 166)

- 41.0—Kevin Williams, Miami (Fla.) (46) vs. Texas (3) (Cotton, 1991) (2 for 82)
 40.3—(D) Willie Gault, Tennessee (28) vs. Wisconsin (21) (Garden State, 1981) (3 for 121)
 39.0—Damon Dunn, Stanford (13) vs. East Caro. (19) (Liberty, 1995) (3 for 117)
 39.0—Charley Fulton, Tennessee (24) vs. Oklahoma (26) (Orange, 1968) (2 for 78)
 37.5—Stanley Morgan, Tennessee (19) vs. Texas Tech (28) (Gator, 1973) (2 for 75)
 37.0—Earl Allen, Houston (28) vs. Boston College (45) (Cotton, 1985) (4 for 148)
 36.8—Carlos Snow, Ohio St. (17) vs. Syracuse (24) (Hall of Fame, 1992) (4 for 147)
 36.7—Mike Rigell, Brigham Young (27) vs. Tulane (41) (Liberty, 1998) (6 for 220)
 36.2—Tommy Neal, Maryland (23) vs. Tennessee (30) (Florida Citrus, 1983) (5 for 181)
 35.5—Mike Imoh, Virginia Tech (49) vs. California (53) (Insight, 2003) (4 for 142)
 33.8—Mike Fink, Missouri (35) vs. Arizona St. (49) (Fiesta, 1972) (6 for 203)
 33.8—Demetrius Allen, Virginia (34) vs. Georgia (27) (Peach, Dec. 30, 1995) (4 for 135)
 33.8—Jerome Thomas, Idaho (42) vs. Southern Miss. (35) (Humanitarian, 1998) (5 for 169)
 33.2—Hudhaifa Ismaeli, Northwestern (32) vs. Southern California (41) (Rose, 1996) (5 for 166)
 33.0—Derrick Mason, Michigan St. (26) vs. LSU (45) (Independence, 1995) (4 for 132)
 32.6—(D) Jim McElroy, UCLA (30) vs. Kansas (51) (Aloha, 1995) (5 for 163)
 32.5—Reidel Anthony, Florida (24) vs. Nebraska (62) (Fiesta, 1996) (6 for 195)

Interceptions**MOST INTERCEPTIONS MADE**

- 4—Jim Dooley, Miami (Fla.) (14) vs. Clemson (0) (Gator, 1952)
 4—(D) Manuel Aja, Arizona St. (21) vs. Xavier (Ohio) (33) (Salad, 1950)
 3—T.J. Stancil, Boston College (35) vs. Colorado St. (21) (San Francisco, 2003)
 3—Michael Brooks, North Carolina St. (28) vs. Iowa (23) (Peach, Dec. 31, 1988)
 3—Bud Hebert, Oklahoma (24) vs. Florida St. (7) (Orange, 1980)
 3—Louis Campbell, Arkansas (13) vs. Tennessee (14) (Liberty, 1971)
 3—Bud McClinton, Auburn (34) vs. Arizona (10) (Sun, 1968)
 3—(D) Les Derrick, Texas (19) vs. Mississippi (0) (Bluebonnet, 1966)
 3—(D) Tommy Luke, Mississippi (0) vs. Texas (19) (Bluebonnet, 1966)
 3—Jerry Cook, Texas (12) vs. Mississippi (7) (Cotton, 1962)
 3—Ray Brown, Mississippi (39) vs. Texas (7) (Sugar, 1958)
 3—Bill Paulman, Stanford (7) vs. Southern Methodist (0) (Rose, 1936)
 3—Shy Huntington, Oregon (14) vs. Pennsylvania (0) (Rose, 1917)

MOST INTERCEPTION RETURN YARDAGE

- 148—Elmer Layden, Notre Dame (27) vs. Stanford (10) (Rose, 1925) (2 interceptions)
 95—Marcus Washington, Colorado (38) vs. Oregon (6) (Cotton, 1996) (1 interception)
 94—David Baker, Oklahoma (48) vs. Duke (21) (Orange, 1958) (1 interception)
 91—Donald Strickland, Colorado (28) vs. Wisconsin (31) (ot) (Alamo, 2002) (1 interception)
 91—Don Hoover, Ohio (14) vs. West Tex. A&M (15) (Sun, 1962) (1 interception)
 90—Norm Beal, Missouri (21) vs. Navy (14) (Orange, 1961) (1 interception)
 90—Charlie Brembs, South Carolina (14) vs. Wake Forest (26) (Gator, 1946) (1 interception)
 90—(D) G.P. Jackson, TCU (7) vs. Centre (63) (Fort Worth Classic, 1921) (1 interception)
 89—Al Hudson, Miami (Fla.) (13) vs. Holy Cross (6) (Orange, 1946) (1 interception)
 88—Dwayne Rudd, Alabama (17) vs. Michigan (14) (Outback, 1997) (1 interception)
 81—T.J. Stancil, Boston College (35) vs. Colorado St. (21) (San Francisco, 2003) (3 interceptions)
 81—Gary Moss, Georgia (24) vs. Boston College (27) (Hall of Fame, 1986) (1 interception)
 80—(D) Russ Meredith, West Virginia (21) vs. Gonzaga (13) (San Diego East-West Christmas Classic, 1922) (1 interception)
 79—Michael Jordan, Tulane (41) vs. Brigham Young (27) (Liberty, 1998) (1 interception)
 78—Jabari Greer, Tennessee (21) vs. Kansas St. (35) (Cotton, 2001) (1 interception)
 77—George Halas, Great Lakes (17) vs. Mare Island (0) (Rose, 1919) (1 interception)
 75—Hugh Morrow, Alabama (26) vs. Duke (29) (Sugar, 1945) (1 interception)
 73—Jason David, Washington St. (33) vs. Purdue (27) (Sun, 2001) (2 interceptions)
 72—(D) Alton Montgomery, Houston (22) vs. Washington St. (24) (Aloha, 1988) (1 interception)
 71—Bruce Thornton, Georgia (26) vs. Florida St. (13) (Sugar, 2003) (1 interception)
 70—Robert Bailey, Mississippi (34) vs. Virginia Tech (17) (Liberty, 1968) (1 interception)
 70—(D) Mel McGaha, Arkansas (21) vs. William & Mary (19) (Dixie, 1948) (1 interception)

All-Purpose Yards**(Includes All Runs From Scrimmage, Pass Receptions and All Returns)****MOST ALL-PURPOSE PLAYS**

- 47—Tellis Redmon, Minnesota (30) vs. North Carolina St. (38) (Micronpc.com, 2000) (42 rush, 3 receptions, 2 punt returns)
 47—(D) Ron Jackson, Tulsa (28) vs. San Diego St. (17) (Freedom, 1991) (46 rush, 1 reception)
 46—Errict Rheit, Florida (27) vs. North Carolina St. (10) (Gator, 1992) (39 rush, 7 receptions)
 42—(D) Blake Ezor, Michigan St. (33) vs. Hawaii (13) (Aloha, 1989) (41 rush, 1 reception)
 41—Terrell Fletcher, Wisconsin (34) vs. Duke (20) (Hall of Fame, 1995) (39 rush, 1 reception, 1 kickoff return)

- 40—LaDainian Tomlinson, TCU (28) vs. East Caro. (14) (Mobile Alabama, 1999) (36 rush, 4 receptions)
 39—(D) Marshall Faulk, San Diego St. (17) vs. Tulsa (28) (Freedom, 1991) (30 rush, 9 receptions)
 38—Ronnie Brown, Auburn (13) vs. Penn St. (9) (Capital One, 2003) (37 rush, 1 reception)
 38—Rodney Davis, Fresno St. (30) vs. Georgia Tech (21) (Silicon Valley, 2002) (37 rush, 1 reception)
 37—William Green, Boston College (20) vs. Georgia (16) (Music City, 2001) (35 rush, 2 receptions)
 37—Cecil Sapp, Colorado St. (22) vs. Louisville (17) (Liberty, 2000) (36 rush, 1 reception)
 37—Ja'Mar Toombs, Texas A&M (41) vs. Mississippi St. (43) (ot) (Independence, 2000) (35 rush, 2 receptions)
 37—Wasean Tait, Toledo (40) vs. Nevada (37) (ot) (Las Vegas, 1995) (31 rush, 6 receptions)
 37—Sherman Williams, Alabama (24) vs. Ohio St. (17) (Florida Citrus, 1995) (27 rush, 8 receptions, 2 kickoff returns)
 37—O.J. Simpson, Southern California (16) vs. Ohio St. (27) (Rose, 1969) (28 rush, 8 receptions, 1 kickoff return)
 36—Anthony Thomas, Michigan (31) vs. Auburn (28) (Florida Citrus, 2001) (32 rush, 4 receptions)
 36—Rondell Mealey, LSU (27) vs. Notre Dame (9) (Independence, 1997) (34 rush, 2 kickoff returns)
 36—Thurman Thomas, Oklahoma St. (35) vs. West Virginia (33) (John Hancock Sun, 1987) (33 rush, 6 receptions)
 36—Bob Anderson, Colorado (47) vs. Alabama (33) (Liberty, 1969) (35 rush, 1 kickoff return)
 36—Floyd Little, Syracuse (12) vs. Tennessee (18) (Gator, 1966) (29 rush, 2 receptions, 2 punt returns, 3 kickoff returns)
 35—Mike Anderson, Utah (17) vs. Fresno St. (16) (Las Vegas, 1999) (34 rush, 1 reception)
 35—Ricky Williams, Texas (38) vs. Mississippi St. (11) (Cotton, 1999) (30 rush, 5 receptions)
 35—Ricky Ervins, Southern California (17) vs. Michigan (10) (Rose, 1990) (30 rush, 5 receptions)
 35—(D) Eric Bieniemy, Colorado (17) vs. Brigham Young (20) (Freedom, 1988) (33 rush, 2 receptions)
 35—Bobby Gordon, Tennessee (3) vs. Texas A&M (0) (Gator, 1957) (32 rush, 2 punt returns, 1 kickoff return)

MOST ALL-PURPOSE YARDS GAINED

- 359—Sherman Williams, Alabama (24) vs. Ohio St. (17) (Florida Citrus, 1995) (166 rush, 155 receptions, 38 kickoff returns)
 318—Rodney Wright, Fresno St. (35) vs. Michigan St. (44) (Silicon Valley, 2001) (19 rush, 299 receptions)
 307—P.J. Daniels, Georgia Tech (52) vs. Tulsa (10) (Humanitarian, 2004) (307 rush)
 303—(D) Bob Smith, Texas A&M (40) vs. Georgia (20) (Presidential Cup, 1950) (160 rush, 22 receptions, 121 kickoff returns)
 283—Andre Coleman, Kansas St. (52) vs. Wyoming (17) (Copper, 1993) (7 rush, 144 receptions, 73 punt returns, 54 kickoff returns)
 279—Floyd Little, Syracuse (12) vs. Tennessee (18) (Gator, 1966) (216 rush, 16 receptions, 9 punt returns, 38 kickoff returns)
 278—Byron Hanspard, Texas Tech (55) vs. Air Force (41) (Copper, 1995) (260 rush, 18 receptions)
 277—Bob Anderson, Colorado (47) vs. Alabama (33) (Liberty, 1969) (254 rush, 23 kickoff returns)
 276—O.J. Simpson, Southern California (16) vs. Ohio St. (27) (Rose, 1969) (171 rush, 85 receptions, 20 kickoff returns)
 272—Pat Johnson, Oregon (41) vs. Air Force (13) (Las Vegas, 1997) (169 receptions, 49 punt returns, 54 kickoff returns)
 270—Charles Rogers, Michigan St. (44) vs. Fresno St. (35) (Silicon Valley, 2001) (270 receptions)
 269—Mike Anderson, Utah (17) vs. Fresno St. (16) (Las Vegas, 1999) (254 rush, 15 receptions)
 256—Terrell Fletcher, Wisconsin (34) vs. Duke (20) (Hall of Fame, 1995) (241 rush, 8 receptions, 7 kickoff returns)
 256—Rondell Mealey, LSU (27) vs. Notre Dame (9) (Independence, 1997) (222 rush, 34 kickoff returns)
 248—Ricky Williams, Texas (38) vs. Mississippi St. (11) (Cotton, 1999) (203 rush, 45 receptions)
 247—(D) Wilford White, Arizona St. (21) vs. Miami (Ohio) (34) (Salad, 1951) (106 rush, 87 receptions, 54 kickoff returns)
 246—Ernie Jones, Indiana (22) vs. Tennessee (27) (Peach, 1988) (15 rush, 150 receptions, 81 kickoff returns)
 246—Demetrius Allen, Virginia (34) vs. Georgia (27) (Peach, Dec. 30, 1995) (111 receiving, 135 kickoff returns)
 244—Taylor Stubblefield, Purdue (27) vs. Washington St. (33) (Sun, 2001) (196 receptions, 48 kickoff returns)
 242—Peerless Price, Tennessee (23) vs. Florida St. (16) (Fiesta, 1999) (199 receptions, 43 kickoff returns)
 242—Erict Rhett, Florida (27) vs. North Carolina St. (10) (Gator, 1992) (182 rush, 60 receptions)
 239—Josh Reed, LSU (47) vs. Illinois (34) (Sugar, 2002) (239 receptions)
 239—Tyronne Wheatley, Michigan (38) vs. Washington (31) (Rose, 1993) (235 rush, 4 receptions)

- 238—Wasean Tait, Toledo (40) vs. Nevada (37) (ot) (Las Vegas, 1995) (185 rush, 53 receptions)
 237—Ahman Green, Nebraska (42) vs. Tennessee (17) (Orange, 1998) (206 rush, 31 receptions)
 236—(D) Gary Anderson, Arkansas (34) vs. Tulane (15) (Hall of Fame, 1980) (156 rush, 80 punt returns)
 234—Denero Marriott, Marshall (64) vs. East Caro. (61) (2 ot) (GMAC, 2001) (234 receptions)
 230—Jamie Morris, Michigan (28) vs. Alabama (24) (Hall of Fame, 1987) (234 rush, 4 receptions)
 228—Phillip Bobo, Washington St. (31) vs. Utah (28) (Copper, 1992) (16 rush, 212 receptions)
 227—Marcus Wall, North Carolina (31) vs. Texas (35) (Sun, 1994) (30 rush, 82 receptions, 82 punt returns, 33 kickoff returns)
 226—Andre Johnson, Miami (Fla.) (37) vs. Nebraska (14) (Rose, 2002) (199 receptions, 27 kickoff returns)
 225—(D) Ron Jackson, Tulsa (28) vs. San Diego St. (17) (Freedom, 1991) (211 rush, 14 receptions)
 223—Donny Anderson, Texas Tech (21) vs. Georgia Tech (31) (Gator, 1966) (85 rush, 138 receptions)
 212—Troy Stradford, Boston College (45) vs. Houston (28) (Cotton, 1985) (196 rush, 16 receptions)
 211—(D) Charles White, Southern California (47) vs. Texas A&M (28) (Bluebonnet, 1977) (186 rush, 25 receptions)
 208—(D) Sheldon Canley, San Jose St. (48) vs. Central Mich. (24) (California, 1990) (164 rush, 44 receptions)

Defensive Statistics**MOST TOTAL TACKLES MADE (Includes Assists)**

- 31—Lee Roy Jordan, Alabama (17) vs. Oklahoma (0) (Orange, 1963)
 22—Bubba Brown, Clemson (17) vs. Ohio St. (15) (Gator, 1978)
 22—Gordy Ceresino, Stanford (24) vs. LSU (14) (Sun, Dec. 31, 1977)
 20—Vada Murray, Michigan (10) vs. Southern California (17) (Rose, 1990)
 20—Carl Zander, Tennessee (27) vs. Maryland (28) (Sun, 1984)
 20—(D) Gordy Ceresino, Stanford (25) vs. Georgia (22) (Bluebonnet, 1978)
 18—Allen Stansberry, LSU (45) vs. Michigan St. (26) (Independence, 1995)
 18—Ted Johnson, Colorado (41) vs. Notre Dame (24) (Fiesta, 1995)
 18—Rod Smith, Notre Dame (39) vs. Florida (28) (Sugar, 1992)
 18—Erick Anderson, Michigan (10) vs. Southern California (17) (Rose, 1990)
 18—(D) Yepi Pauu, San Jose St. (27) vs. Eastern Mich. (30) (California, 1987)
 18—Garland Rivers, Michigan (17) vs. Brigham Young (24) (Holiday, 1984)
 18—(D) Terry Hubbard, Cal St. Fullerton (13) vs. Northern Ill. (20) (California, 1983)
 18—(D) Don Turner, Fresno St. (29) vs. Bowling Green (28) (California, 1982)
 18—Matt Millen, Penn St. (42) vs. Arizona St. (30) (Fiesta, 1977)

MOST SOLO TACKLES

- 18—Rod Smith, Notre Dame (39) vs. Florida (28) (Sugar, 1992)
 17—Garland Rivers, Michigan (17) vs. Brigham Young (24) (Holiday, 1984)
 15—Lynn Evans, Missouri (35) vs. Arizona St. (49) (Fiesta, 1972)
 15—(D) Ken Norton Jr., UCLA (31) vs. Brigham Young (10) (Freedom, 1986)
 15—Randy Neal, Virginia (13) vs. Boston College (31) (Carquest, 1994)

MOST TACKLES FOR LOSSES

- 6—LeMarcus McDonald, TCU (9) vs. Texas A&M (28) (galleryfurniture.com, 2001)
 5—(D) Michael Jones, Colorado (17) vs. Brigham Young (20) (Freedom, 1988)
 5—Jimmy Walker, Arkansas (10) vs. UCLA (10) (Fiesta, 1978)
 4—E.J. Henderson, Maryland (30) vs. Tennessee (3) (Peach, 2002)
 4—Willie Blade, Mississippi St. (43) vs. Texas A&M (41) (ot) (Independence, 2000)
 4—Eric Wilson, Michigan (31) vs. Auburn (28) (Florida Citrus, 2001)
 4—Courtney Brown, Penn St. (26) vs. Kentucky (14) (Outback, 1999)
 4—Sedrick Hodge, North Carolina (20) vs. San Diego St. (13) (Las Vegas, 1998)
 4—Mike Pringle, North Carolina (20) vs. San Diego St. (13) (Las Vegas, 1998)
 4—Chike Okefor, Purdue (37) vs. Kansas St. (34) (Alamo, 1998)
 4—Corey Terry, Tennessee (48) vs. Northwestern (28) (Florida Citrus, 1997)
 4—(D) Clint Bruce, Navy (42) vs. California (38) (Aloha, 1996)
 4—Montae Reagor, Texas Tech (0) vs. Iowa (27) (Alamo, 1996)
 4—Reggie Garnett, Michigan St. (0) vs. Stanford (38) (Sun, 1996)
 4—Matt Finkes, Ohio St. (14) vs. Tennessee (20) (Florida Citrus, 1996)
 4—(D) Ken Norton Jr., UCLA (31) vs. Brigham Young (10) (Freedom, 1986)
 4—Reggie McKenzie, Tennessee (27) vs. Maryland (28) (Sun, 1984)
 3—Albert Haynesworth, Tennessee (45) vs. Michigan (17) (Florida Citrus, 2002)
 3—Dat Nguyen, Texas A&M (14) vs. Ohio St. (24) (Sugar, 1999)
 3—Cornelius Anthony, Texas A&M (14) vs. Ohio St. (24) (Sugar, 1999)
 3—Eric Westmoreland, Tennessee (23) vs. Florida St. (16) (Fiesta, 1999)
 3—Marc Matocek, Southern California (19) vs. TCU (28) (Sun, 1998)
 3—Kenny Smith, Alabama (7) vs. Virginia Tech (38) (Music City, 1998)
 3—Chris Hoke, Brigham Young (27) vs. Tulane (41) (Liberty, 1998)
 3—Raymone Lacey, TCU (28) vs. Southern California (19) (Sun, 1998)
 3—James Hamilton, North Carolina (20) vs. West Virginia (13) (Gator, 1996)
 3—Mike Vrabel, Ohio St. (14) vs. Tennessee (20) (Florida Citrus, 1996)
 3—Nate Hemsley, Syracuse (41) vs. Clemson (0) (Gator, 1996)
 3—Marcus Jones, North Carolina (20) vs. Arkansas (10) (Carquest, Dec. 30, 1995)
 3—Joe Cofer, Tennessee (22) vs. Iowa (28) (Peach, 1982)
 3—(D) Guy Bolioux, Wisconsin (21) vs. Tennessee (28) (Garden State, 1981)

MOST QUARTERBACK SACKS

- 6—Shay Muirbrook, Brigham Young (19) vs. Kansas St. (15) (Cotton, 1997)
 4.5—Reggie McKenzie, Tennessee (27) vs. Maryland (28) (Sun, 1984)
 4—Rusty Medearis, Miami (Fla.) (22) vs. Nebraska (0) (Orange, 1992)
 4—Bobby Bell, Missouri (17) vs. Brigham Young (21) (Holiday, 1983)
 3—Kalimba Edwards, South Carolina (24) vs. Ohio St. (7) (Outback, 2001)
 3—Chike Okeafor, Purdue (37) vs. Kansas St. (34) (Alamo, 1998)
 3—Andy Katzenmoyer, Ohio St. (20) vs. Arizona St. (17) (Rose, 1997)
 3—Travis Ochs, Kansas St. (15) vs. Brigham Young (19) (Cotton, 1997)
 3—Trevor Pryce, Clemson (7) vs. LSU (10) (Peach, 1996)
 3—Jamie Sharper, Virginia (21) vs. Miami (Fla.) (31) (Carquest, 1996)
 3—Mike Crawford, Nevada (18) vs. Ball St. (15) (Las Vegas, 1996)
 3—Gabe Northern, LSU (45) vs. Michigan St. (26) (Independence, 1995)
 3—James Gillyard, LSU (45) vs. Michigan St. (26) (Independence, 1995)
 3—Dewayne Harris, Nebraska (24) vs. Miami (Fla.) (17) (Orange, 1995)
 3—Trev Alberts, Nebraska (16) vs. Florida St. (18) (Orange, 1994)
 3—(D) Alfred Williams, Colorado (17) vs. Brigham Young (20) (Freedom, 1988)
 3—(D) Jim Wahler, UCLA (31) vs. Brigham Young (10) (Freedom, 1986)
 3—James Mosley, Texas Tech (17) vs. Mississippi (20) (Independence, 1986)
 3—(D) Ernie Barnes, Mississippi St. (10) vs. Kansas (0) (Hall of Fame, 1981)

FUMBLE RECOVERIES

- 2—Randall Brown, Ohio St. (17) vs. Alabama (24) (Florida Citrus, 1995)
 2—(D) Michael Stewart, Fresno St. (51) vs. Bowling Green (7) (California, 1985)
 2—Rod Kirby, Pittsburgh (7) vs. Arizona St. (28) (Fiesta, 1973)

BLOCKED KICKS

- 2—Bracey Walker, North Carolina (21) vs. Mississippi St. (17) (Peach, Jan. 2, 1993)
 2—Carlton Williams, Pittsburgh (7) vs. Arizona St. (28) (Fiesta, 1973)

PASSES BROKEN UP

- 5—Dyshod Carter, Kansas St. (34) Purdue (37) (Alamo, 1998)
 4—Chris Cummings, LSU (27) vs. Notre Dame (9) (Independence, 1997)
 4—Dale Carter, Tennessee (23) vs. Virginia (22) (Sugar, 1991)
 4—Darryl Hardy, Tennessee (23) vs. Virginia (22) (Sugar, 1991)
 4—Andre Creamer, Tennessee (35) vs. Miami (Fla.) (7) (Sugar, 1986)
 4—(D) Conrad Graham, Tennessee (24) vs. LSU (17) (Bluebonnet, 1972)
 3—Sedrick Curry, Texas A&M (14) vs. Ohio St. (24) (Sugar, 1999)
 3—Ahmed Plummer, Ohio St. (24) vs. Texas A&M (14) (Sugar, 1999)
 3—(D) Damen Wheeler, Colorado (51) vs. Oregon (43) (Aloha, 1998)
 3—Damion McIntosh, Kansas St. (34) vs. Purdue (37) (Alamo, 1998)
 3—Kevin Hill, Idaho (42) vs. Southern Miss. (35) (Humanitarian, 1998)
 3—Robert Williams, North Carolina (20) vs. West Virginia (13) (Gator, 1996)
 3—Mark Tate, Penn St. (43) vs. Auburn (14) (Outback, 1996)
 3—Kwame Ellis, Stanford (13) vs. East Caro. (19) (Liberty, 1995)
 3—Mickey Dalton, Air Force (41) vs. Texas Tech (55) (Copper, 1995)
 3—Barron Miles, Nebraska (24) vs. Miami (Fla.) (17) (Orange, 1995)
 3—Percy Ellsworth, Virginia (20) vs. TCU (10) (Independence, 1994)
 3—Sam McKiver, Virginia (20) vs. TCU (10) (Independence, 1994)
 3—Tyrone Williams, Nebraska (16) vs. Florida St. (18) (Orange, 1994)
 3—(D) John Herpin, Southern California (28) vs. Utah (21) (Freedom, 1993)
 3—Demouy Williams, Washington (24) vs. Tulane (12) (Independence, 1987)

Team Record Lists

Only official records after 1937 are included. Prior records are included if able to be substantiated. Each team's score is in parentheses after the team name. Totals for each team in both-team records are in brackets after the team's score. The year listed is the actual (calendar) year the game was played; the date is included if the bowl was played twice (i.e., January and December) during one calendar year. The list also includes discontinued bowls, marked with (D). Bowls are listed by the name of the bowl at the time it was played

Total Offense

MOST TOTAL PLAYS

- 107—Purdue (27) vs. Washington St. (33) (Sun, 2001) (474 yards)
 104—Marshall (64) vs. East Caro. (61) (2 ot) (GMAC, 2001) (649 yards)
 97—LSU (47) vs. Illinois (34) (Sugar, 2002) (595 yards)
 96—Texas (20) vs. Washington St. (28) (Holiday, 2003) (327 yards)
 96—North Carolina St. (10) vs. Arizona (17) (Copper, 1989) (310 yards)
 95—LSU (20) vs. Texas (35) (Cotton, 2003) (441 yards)
 95—Georgia (27) vs. Virginia (34) (Peach, Dec. 30, 1995) (525 yards)
 95—Toledo (40) vs. Nevada (37) (ot) (Las Vegas, 1995) (561 yards)
 95—North Carolina St. (28) vs. Iowa (23) (Peach, Dec. 31, 1988) (431 yards)
 94—Arkansas (27) vs. Tennessee (31) (Cotton, 1990) (568 yards)
 93—Michigan (14) vs. Southern California (28) (Rose, 2004) (320 yards)
 93—Miami (Fla.) (10) vs. Penn St. (14) (Fiesta, 1987) (445 yards)
 92—Southern Miss. (35) vs. Idaho (42) (Humanitarian, 1998) (479 yards)

- 92—Oregon (20) vs. Penn St. (38) (Rose, 1995) (501 yards)
 92—(D) Washington St. (24) vs. Houston (22) (Aloha, 1988) (460 yards)
 92—(D) Western Mich. (30) vs. Fresno St. (35) (California, 1988) (503 yards)
 92—(D) Purdue (27) vs. Tennessee (22) (Bluebonnet, 1979) (483 yards)
 92—Arizona St. (30) vs. Penn St. (42) (Fiesta, 1977) (426 yards)
 91—Hawaii (54) vs. Houston (48) (3 ot) (Hawaii, 2003) (641 yards)
 91—Florida (28) vs. Notre Dame (39) (Sugar, 1992) (511 yards)
 91—Baylor (21) vs. LSU (7) (Liberty, 1985) (489 yards)
 90—Bowling Green (28) vs. Northwestern (24) (Motor City, 2003) (474 yards)
 90—Clemson (7) vs. Mississippi St. (17) (Peach, 1999) (391 yards)
 90—Virginia Tech (25) vs. North Carolina St. (24) (Peach, 1986) (487 yards)
 90—Maryland (0) vs. Texas (42) (Sun, 1978) (248 yards)
 90—Nebraska (40) vs. Notre Dame (6) (Orange, 1973) (560 yards)
 90—(D) Oklahoma (27) vs. Southern Methodist (28) (Bluebonnet, 1968)
 90—Richmond (49) vs. Ohio (42) (Tangerine, 1968) (556 yards)

MOST TOTAL PLAYS, BOTH TEAMS

- 180—Hawaii (54) [91] & Houston (48) [89] (3 ot) (Hawaii, 2003) (1,158 yards)
 180—Marshall (64) [104] & East Caro. (61) [76] (2 ot) (GMAC, 2001) (1,141 yards)
 175—Washington St. (33) [68] & Purdue (27) [107] (Sun, 2001) (836 yards)
 175—Toledo (40) [95] & Nevada (37) [80] (ot) (Las Vegas, 1995) (974 yards)
 171—Alabama (34) [82] & Arizona (10) [89] (Sun, 1968) (537 yards)
 169—Clemson (49) [84] vs. Louisiana Tech (24) [85] (Humanitarian, 2001) (998 yards)
 169—(D) Purdue (27) [92] & Tennessee (22) [77] (Bluebonnet, 1979) (863 yards)
 167—Texas (47) [85] vs. Washington (43) [82] (Holiday, 2001) (1,036 yards)
 167—Idaho (42) [75] & Southern Miss. (35) [92] (Humanitarian, 1998) (900 yards)
 167—(D) Fresno St. (35) [75] & Western Mich. (30) [92] (California, 1988) (943 yards)
 167—Arizona St. (45) [86] & Florida St. (38) [81] (Fiesta, 1971) (863 yards)
 166—Colorado (47) [86] & Alabama (33) [80] (Liberty, 1969) (930 yards)
 165—North Carolina St. (28) [95] & Iowa (23) [70] (Peach, Dec. 31, 1988)
 165—East Caro. (35) [80] & Louisiana Tech (13) [85] (Independence, 1978) (607 yards)
 165—Penn St. (42) [73] & Arizona St. (30) [92] (Fiesta, 1977) (777 yards)
 164—Texas Tech (55) [79] & Clemson (15) [85] (Tangerine, 2002) (915 yards)
 164—Nebraska (66) [83] & Northwestern (17) [81] (Alamo, 2000) (1,019 yards)
 163—Clemson (27) [75] & Tennessee (14) [88] (Peach, 2004) (821 yards)
 163—Nebraska (45) [88] & Georgia (6) [75] (Sun, 1969) (540 yards)
 162—Penn St. (38) [70] & Oregon (20) [92] (Rose, 1995) (931 yards)
 161—Washington St. (28) [65] & Texas (20) [96] (Holiday, 2003) (687 yards)
 161—Mississippi St. (17) [71] & Clemson (7) [90] (Peach, 1999) (656 yards)
 161—Ohio St. (28) [78] & Pittsburgh (23) [83] (Fiesta, 1984) (897 yards)
 161—(D) Tennessee (28) [85] & Wisconsin (21) [76] (Garden St., 1981) (793 yards)
 161—Auburn (35) [84] & Mississippi (28) [77] (Gator, Jan. 2, 1971) (1,024 yards)
 160—Boise St. (34) [81] & Louisville (31) [79] (Humanitarian, 1999) (936 yards)
 160—Texas (35) [76] & North Carolina (31) [84] (Sun, 1994) (903 yards)
 160—Texas Tech (55) [80] & Air Force (41) [80] (Copper, 1995) (1,120 yards)
 160—Mississippi (42) [78] & Air Force (29) [82] (Liberty, 1989) (1,047 yards)
 159—Notre Dame (39) [68] & Florida (28) [91] (Sugar, 1992) (944 yards)
 159—Notre Dame (38) [85] & Texas (10) [74] (Cotton, 1978) (690 yards)
 159—Texas (42) [69] & Maryland (0) [90] (Sun, 1978) (517 yards)

MOST YARDS GAINED

- 718—Arizona St. (49) vs. Missouri (35) (Fiesta, 1972) (452 rush, 266 pass)
 715—Michigan (35) vs. Mississippi (3) (Gator, Jan. 1, 1991) (324 rush, 391 pass)
 698—Oklahoma St. (62) vs. Wyoming (14) (Holiday, 1988) (320 rush, 378 pass)
 680—Texas A&M (65) vs. Brigham Young (14) (Holiday, 1989) (356 rush, 324 pass)
 659—Florida (56) vs. Maryland (23) (Orange, 2002) (203 rush, 456 pass)
 655—(D) Houston (47) vs. Tulane (7) (Bluebonnet, 1973) (402 rush, 253 pass)
 653—North Carolina St. (56) vs. Kansas (26) (Tangerine, 2003) (172 rush, 481 pass)
 651—Brigham Young (39) vs. Penn St. (50) (Holiday, 1989) (75 rush, 576 pass)
 649—Marshall (64) vs. East Caro. (61) (2 ot) (GMAC, 2001) (73 rush, 576 pass)
 646—(D) Navy (42) vs. California (38) (Aloha, 1996) (251 rush, 395 pass)
 642—(D) San Jose St. (48) vs. Central Mich. (24) (California, 1990) (200 rush, 442 pass)
 641—Hawaii (54) vs. Houston (48) (3 ot) (Hawaii, 2003) (114 rush, 527 pass)
 636—Nebraska (66) vs. Northwestern (17) (Alamo, 2000) (476 rush, 160 pass)
 629—Nebraska (62) vs. Florida (24) (Fiesta, 1996) (524 rush, 105 pass)
 624—(D) Southern California (47) vs. Texas A&M (28) (Bluebonnet, 1977) (378 rush, 246 pass)
 618—Oklahoma (48) vs. Virginia (14) (Gator, Dec. 29, 1991) (261 rush, 357 pass)
 613—Marshall (48) vs. Louisville (29) (Motor City, 1998) (202 rush, 411 pass)
 611—Illinois (63) vs. Virginia (21) (Micronpc, 1999) (325 rush, 286 pass)
 606—Texas Tech (55) vs. Air Force (41) (Copper, 1995) (361 rush, 245 pass)
 596—Alabama (61) vs. Syracuse (6) (Orange, 1953) (296 rush, 300 pass)
 594—Miami (Fla.) (46) vs. North Carolina St. (23) (Micron PC, 1998) (269 rush, 325 pass)
 592—Texas (47) vs. Washington (43) (Holiday, 2001) (119 rush, 473 pass)
 589—UNLV (52) vs. Central Mich. (24) (Las Vegas, 1994) (301 rush, 288 pass)
 583—Oregon (41) vs. Air Force (13) (Las Vegas, 1997) (266 rush, 317 pass)
 578—Southern California (55) vs. Texas Tech (14) (Cotton, 1995) (143 rush, 435 pass)
 575—Indiana (34) vs. South Carolina (10) (Liberty, 1988) (185 rush, 390 pass)
 571—Louisville (34) vs. Alabama (7) (Fiesta, 1991) (113 rush, 458 pass)
 569—Florida St. (34) vs. Oklahoma St. (23) (Gator, 1985) (231 rush, 338 pass)
 568—Arkansas (27) vs. Tennessee (31) (Cotton, 1990) (361 rush, 207 pass)
 566—Pittsburgh (34) vs. Clemson (3) (Gator, 1977) (179 rush, 387 pass)

MOST YARDS GAINED, BOTH TEAMS

1,158—Hawaii (54) [641] & Houston (48) [517] (3 of) (Hawaii, 2003) (180 plays)
 1,143—(D) Southern California (47) [624] & Texas A&M (28) [519] (Bluebonnet, 1977) (148 plays)
 1,141—Marshall (64) [649] & East Caro. (61) [492] (2 of) (GMAC, 2001) (180 plays)
 1,129—Arizona St. (49) [718] & Missouri (35) [411] (Fiesta, 1972) (134 plays)
 1,120—Texas Tech (55) [606] & Air Force (41) [514] (Copper, 1995) (160 plays)
 1,116—North Carolina St. (56) [653] & Kansas (26) [463] (Tangerine, 2003) (151 plays)
 1,115—Penn St. (50) [464] & Brigham Young (39) [651] (Holiday, 1989) (157 plays)
 1,092—Miami (Fla.) (46) [594] & North Carolina St. (23) [498] (Micron PC, 1998) (149 plays)
 1,081—California (52) [530] & Virginia Tech (49) [551] (Insight, 2003) (142 plays)
 1,080—(D) Navy (42) [646] & California (38) [434] (Aloha, 1996) (147 plays)
 1,048—Michigan (35) [715] & Mississippi (3) [333] (Gator, Jan. 1, 1991) (153 plays)
 1,047—Mississippi (42) [533] & Air Force (29) [514] (Liberty, 1989) (160 plays)
 1,045—Marshall (48) [611] & Louisville (29) [432] (Motor City, 1998) (144 plays)
 1,038—Tennessee (31) [470] & Arkansas (27) [568] (Cotton, 1990) (155 plays)
 1,036—Texas (47) [592] vs. Washington (43) [444] (Holiday, 2001) (167 plays)
 1,035—Wisconsin (38) [497] & UCLA (31) [538] (Rose, 1999) (139 plays)
 1,024—Auburn (35) [559] & Mississippi (28) [465] (Gator, Jan. 2, 1971) (161 plays)
 1,019—Florida (56) [659] & Maryland (23) [360] (Orange, 2002) (153 plays)
 1,019—Nebraska (66) [636] & Northwestern (17) [383] (Alamo, 2000) (164 plays)
 1,018—Mississippi (34) [511] & Marshall (31) [507] (Motor City, 1997) (155 plays)
 1,007—(D) Toledo (27) [486] & San Jose St. (25) [521] (California, 1981) (158 plays)
 998—Clemson (49) [548] vs. Louisiana Tech (24) [450] (Humanitarian, 2001) (169 plays)
 991—Illinois (63) [611] & Virginia (21) [380] (Micronpc.com, 1999) (145 plays)
 978—Pittsburgh (31) [530] & Texas A&M (28) [448] (John Hancock, 1989) (158 plays)
 974—Toledo (40) [561] & Nevada (37) [413] (ot) (Las Vegas, 1995) (175 plays)
 965—UNLV (52) [589] & Central Mich. (24) [376] (Las Vegas, 1994) (145 plays)
 958—LSU (47) [595] & Illinois (34) [363] (Sugar, 2002) (154 plays)
 954—Mississippi (27) [427] & Arkansas (22) [527] (Sugar, 1970)
 950—Texas (40) [436] & Missouri (27) [514] (Cotton, 1946)
 944—Notre Dame (39) [433] & Florida (28) [511] (Sugar, 1992) (159 plays)

HIGHEST AVERAGE GAINED PER PLAY

9.6—North Carolina St. (56) vs. Kansas (26) (Tangerine, 2003) (68 for 653)
 9.5—Louisville (34) vs. Alabama (7) (Fiesta, 1991) (60 for 571)
 9.1—Miami (Fla.) (46) vs. North Carolina St. (23) (Micron PC, 1998) (65 for 594)
 9.1—(D) Navy (42) vs. California (38) (Aloha, 1996) (71 for 646)
 8.9—Florida (56) vs. Maryland (23) (Orange, 2002) (74 for 659)
 8.9—Marshall (48) vs. Louisville (29) (Motor City, 1998) (69 for 613)
 8.7—Oklahoma St. (62) vs. Wyoming (14) (Holiday, 1988) (80 for 698)
 8.6—Virginia Tech (49) vs. California (52) (Insight, 2003) (64 for 551)
 8.4—Michigan (35) vs. Mississippi (3) (Gator, Jan. 1, 1991) (85 for 715)
 8.3—Texas A&M (65) vs. Brigham Young (14) (Holiday, 1990) (82 for 680)
 8.3—Illinois (63) vs. Virginia (21) (Micronpc.com, 1999) (74 for 611)
 8.1—Arizona St. (49) vs. Missouri (35) (Fiesta, 1972) (89 for 718)
 8.0—Oregon (41) vs. Air Force (13) (Las Vegas, 1997) (73 for 583)
 7.9—Brigham Young (39) vs. Penn St. (50) (Holiday, 1989) (82 for 651)
 7.7—Alabama (61) vs. Syracuse (6) (Orange, 1953) (77 for 596)
 7.7—(D) Vanderbilt (28) vs. Air Force (36) (Hall of Fame, 1982) (63 for 487)
 7.7—Tennessee (31) vs. Arkansas (27) (Cotton, 1990) (61 for 470)
 7.7—(D) Kansas (51) vs. UCLA (30) (Aloha, 1995) (71 for 548)
 7.7—Nebraska (66) vs. Northwestern (17) (Alamo, 2000) (83 for 636)
 7.6—Florida St. (41) vs. Nebraska (17) (Fiesta, 1990) (65 for 494)
 7.6—Texas Tech (38) vs. Navy (14) (Houston, 2003) (74 for 561)
 7.6—Texas Tech (55) vs. Air Force (41) (Copper, 1995) (80 for 606)
 7.6—Nebraska (62) vs. Florida (24) (Fiesta, 1996) (83 for 629)
 7.5—Kansas St. (52) vs. Wyoming (17) (Copper, 1993) (71 for 536)
 7.5—(D) Houston (47) vs. Tulane (7) (Bluebonnet, 1973) (87 for 655)
 7.5—Iowa (38) vs. California (12) (Rose, 1959) (69 for 516)
 7.5—Marshall (31) vs. Mississippi (34) (Motor City, 1997) (68 for 507)

FEWEST PLAYS

35—Tennessee (0) vs. Texas (16) (Cotton, 1953) (29 rush, 6 pass)
 36—Arkansas (3) vs. UCLA (17) (Cotton, 1989) (22 rush, 14 pass)
 37—TCU (0) vs. Oklahoma St. (34) (Cotton, 1945) (27 rush, 10 pass)
 38—Iowa (3) vs. California (37) (Alamo, 1993) (21 rush, 17 pass)

FEWEST PLAYS, BOTH TEAMS

107—Tennessee (17) [64] & Oklahoma (0) [43] (Orange, 1939)
 107—TCU (16) [54] & Marquette (6) [53] (Cotton, 1937)

FEWEST YARDS

-21—U. of Mexico (0) vs. Southwestern (Tex.) (35) (Sun, 1945) (29 rush, -50 pass)
 23—Alabama (10) vs. Missouri (35) (Gator, 1968) (45 rush, 68 pass)
 32—Tennessee (0) vs. Texas (16) (Cotton, 1953) (-14 rush, 46 pass)
 38—Miami (Fla.) (0) vs. Bucknell (26) (Orange, 1935) (20 rush, 18 pass)
 41—Southern California (14) vs. Alabama (34) (Rose, 1946) (6 rush, 35 pass)
 42—Arkansas (3) vs. UCLA (17) (Cotton, 1989) (21 rush, 21 pass)
 48—New Mexico (0) vs. Southwestern (Tex.) (7) (Sun, 1944) (38 rush, 10 pass)
 50—Arkansas (3) vs. Oklahoma (10) (Cotton, 2002) (37 rush, 13 pass)
 54—Arkansas (0) vs. LSU (0) (Cotton, 1947) (54 rush, 0 pass)
 57—Michigan St. (0) vs. Auburn (6) (Orange, 1938) (32 rush, 25 pass)

FEWEST YARDS, BOTH TEAMS

260—Randolph Field (7) [150] & Texas (7) [110] (Cotton, 1944)
 263—LSU (19) [92] & Texas A&M (14) [171] (Orange, 1944)

Rushing**MOST RUSHING ATTEMPTS**

87—Oklahoma (40) vs. Auburn (22) (Sugar, Jan. 1, 1972) (439 yards)
 82—Missouri (35) vs. Alabama (10) (Gator, 1968) (402 yards)
 79—West Virginia (14) vs. South Carolina (3) (Peach, 1969) (356 yards)
 79—Georgia Tech (31) vs. Texas Tech (21) (Gator, Dec. 31, 1965) (364 yards)
 78—(D) Houston (35) vs. Navy (0) (Garden State, 1980) (405 yards)
 78—Texas (16) vs. Tennessee (0) (Cotton, 1953) (296 yards)
 76—Oklahoma (14) vs. Penn St. (0) (Sugar, Dec. 31, 1972) (278 yards)
 74—Oklahoma (41) vs. Wyoming (7) (Fiesta, 1976) (415 yards)
 74—Michigan (12) vs. Stanford (13) (Rose, 1972) (264 yards)
 74—Ohio St. (20) vs. Southern California (7) (Rose, 1955) (305 yards)
 72—Arkansas (31) vs. McNeese St. (7) (Independence, 1979) (276 yards)
 73—Penn St. (41) vs. Oregon (12) (Liberty, 1960) (301 yards)
 72—Arkansas (27) vs. Tennessee (31) (Cotton, 1990) (361 yards)
 72—North Carolina St. (28) vs. Iowa (23) (Peach, Dec. 31, 1988) (236 yards)
 72—(D) Texas A&M (28) vs. Southern California (47) (Bluebonnet, 1977) (486 yards)

MOST RUSHING ATTEMPTS, BOTH TEAMS

122—(D) Southern California (47) [50] & Texas A&M (28) [72] (Bluebonnet, 1977) (864 yards)
 122—Mississippi St. (26) [68] & North Carolina (24) [54] (Sun, 1974) (732 yards)
 120—Pittsburgh (33) [53] & Kansas (19) [67] (Sun, 1975) (714 yards)
 117—Oklahoma (14) [65] & Michigan (6) [52] (Orange, 1976) (451 yards)
 117—West Virginia (14) [79] & South Carolina (3) [38] (Peach, 1969) (420 yards)
 116—Oklahoma (41) [74] & Wyoming (7) [42] (Fiesta, 1976) (568 yards)
 116—Colorado (47) [70] & Alabama (33) [46] (Liberty, 1969) (628 yards)
 115—Southern California (7) [47] & Wisconsin (0) [68] (Rose, 1953) (259 yards)
 113—Oklahoma (40) [54] & Houston (14) [59] (Sun, 1981) (566 yards)
 113—(D) Houston (35) [78] & Navy (0) [35] (Garden State, 1980) (540 yards)
 113—Missouri (34) [71] & Auburn (17) [42] (Sun, 1973) (408 yards)
 112—Arkansas (31) [65] & Georgia (10) [47] (Cotton, 1976) (426 yards)
 112—(D) Colorado (29) [62] & Houston (17) [50] (Bluebonnet, 1971) (552 yards)

MOST NET RUSHING YARDS

524—Nebraska (62) vs. Florida (24) (Fiesta, 1996) (68 attempts)
 486—(D) Texas A&M (28) vs. Southern California (47) (Bluebonnet, 1977) (72 attempts)
 476—Nebraska (66) vs. Northwestern (17) (Alamo, 2000) (69 attempts)
 473—Colorado (47) vs. Alabama (33) (Liberty, 1969) (70 attempts)
 455—Mississippi St. (26) vs. North Carolina (24) (Sun, 1974) (68 attempts)
 452—Arizona St. (49) vs. Missouri (35) (Fiesta, 1972) (65 attempts)
 439—Oklahoma (40) vs. Auburn (22) (Sugar, Jan. 1, 1972) (87 attempts)
 434—Oklahoma (41) vs. Wyoming (7) (Fiesta, 1976) (74 attempts)
 431—Air Force (41) vs. Texas Tech (55) (Copper, 1995) (67 attempts)
 429—Iowa (38) vs. California (12) (Rose, 1959) (55 attempts)
 423—Auburn (33) vs. Baylor (13) (Gator, Dec. 31, 1954) (48 attempts)
 423—(D) UCLA (31) vs. Brigham Young (10) (Freedom, 1986) (49 attempts)
 417—Oklahoma (21) vs. Arizona St. (32) (Fiesta, 1983) (63 attempts)
 411—Oklahoma (24) vs. Florida St. (7) (Orange, 1980) (62 attempts)
 409—Oklahoma (40) vs. Houston (14) (Sun, 1981) (54 attempts)
 409—Nebraska (42) vs. Tennessee (17) (Orange, 1998) (68 attempts)
 408—Missouri (27) vs. Texas (40) (Cotton, 1946)
 405—(D) Houston (35) vs. Navy (0) (Garden State, 1980) (78 attempts)
 402—(D) Houston (47) vs. Tulane (7) (Bluebonnet, 1973) (58 attempts)

MOST NET RUSHING YARDS, BOTH TEAMS

864—(D) Southern California (47) [378] & Texas A&M (28) [486] (Bluebonnet, 1977) (122 attempts)
 792—Texas Tech (55) [361] & Air Force (41) [431] (Copper, 1995) (107 attempts)
 732—Mississippi St. (26) [455] & North Carolina (24) [277] (Sun, 1974) (122 attempts)
 714—Pittsburgh (33) [372] & Kansas (19) [342] (Sun, 1975) (120 attempts)
 708—Nebraska (66) [476] & Northwestern (17) [232] (Alamo, 2000) (107 attempts)
 701—Arizona St. (49) [453] & Missouri (35) [248] (Fiesta, 1972) (109 attempts)
 681—Tennessee (31) [320] & Arkansas (27) [361] (Cotton, 1990) (110 attempts)
 643—Iowa (38) [429] & California (12) [214] (Rose, 1959) (108 attempts)
 628—Colorado (47) [473] & Alabama (33) [155] (Liberty, 1969) (116 attempts)
 616—Oklahoma (41) [434] & Wyoming (7) [182] (Fiesta, 1976) (116 attempts)
 610—Texas (40) [202] & Missouri (27) [408] (Cotton, 1946)

HIGHEST RUSHING AVERAGE**(Minimum 30 Attempts)**

9.3—Texas Tech (55) vs. Air Force (41) (Copper, 1995) (39 for 361)
 8.6—(D) UCLA (31) vs. Brigham Young (10) (Freedom, 1986) (49 for 423)
 8.6—Michigan (38) vs. Washington (31) (Rose, 1993) (36 for 308)
 8.4—Tennessee (31) vs. Arkansas (27) (Cotton, 1990) (38 for 320)
 8.0—Toledo (56) vs. Davidson (33) (Tangerine, 1969) (42 for 334)
 7.8—Iowa (38) vs. California (12) (Rose, 1959) (55 for 429)
 7.8—Northwestern (24) vs. Bowling Green (28) (Motor City, 2003) (46 for 357)
 7.7—Texas Tech (28) vs. North Carolina (32) (Sun, 1972) (38 for 293)
 7.7—Nebraska (62) vs. Florida (24) (Fiesta, 1996) (68 for 524)
 7.6—Oklahoma (42) vs. Arkansas (8) (Orange, 1987) (48 for 366)
 7.6—Oklahoma (40) vs. Houston (14) (Sun, 1981) (54 for 409)

- 7.6—(D) Southern California (47) vs. Texas A&M (28) (Bluebonnet, 1977) (50 for 378)
 7.4—Michigan (35) vs. Mississippi (3) (Gator, Jan. 1, 1991) (53 for 391)
 7.2—Boston College (28) vs. Colorado (62) (Insight.com, 1999) (51 for 365)
 7.1—Wisconsin (38) vs. UCLA (31) (Rose, 1999) (48 for 343)
 7.1—Boston College (45) vs. Houston (28) (Cotton, 1985) (50 for 353)
 7.0—Pittsburgh (33) vs. Kansas (19) (Sun, 1975) (53 for 372)
 7.0—Arizona St. (49) vs. Missouri (35) (Fiesta, 1972) (65 for 453)

FEWEST RUSHING ATTEMPTS

- 12—(D) Vanderbilt (28) vs. Air Force (36) (Hall of Fame, 1982) (35 yards)
 16—Florida (18) vs. Missouri (20) (Sugar, 1966) (-2 yards)
 16—Colorado (7) vs. LSU (25) (Orange, 1962) (24 yards)
 16—Oklahoma (0) vs. Tennessee (17) (Orange, 1939) (25 yards)
 17—Florida St. (2) vs. Oklahoma (13) (Orange, 2001) (27 yards)
 17—(D) Duke (21) vs. Texas Tech (49) (All-American, 1989) (67 yards)
 17—Illinois (9) vs. UCLA (45) (Rose, 1984) (0 yards)
 18—Brigham Young (46) vs. Southern Methodist (45) (Holiday, 1980) (-2 yards)
 19—Iowa (23) vs. North Carolina St. (28) (Peach, Dec. 31, 1988) (46 yards)
 19—Baylor (13) vs. Auburn (33) (Gator, Dec. 31, 1954) (108 yards)
 20—Texas Tech (16) vs. Iowa (19) (Alamo, 2001) (80 yards)
 20—Cincinnati (16) vs. Toledo (23) (Motor City, 2001) (13 yards)
 20—Florida (20) vs. Miami (Fla.) (37) (Sugar, 2001) (140 yards)
 20—Utah St. (19) vs. Cincinnati (35) (Humanitarian, 1997) (76 yards)
 20—(D) San Jose St. (27) vs. Eastern Mich. (30) (California, 1987) (81 yards)
 20—Tulane (6) vs. Penn St. (9) (Liberty, 1979) (-8 yards)
 21—Illinois (34) vs. LSU (47) (Sugar, 2002) (61 yards)
 21—Tennessee (17) vs. Nebraska (42) (Orange, 1998) (128 yards)
 21—Florida (24) vs. Nebraska (62) (Fiesta, 1996) (-28 yards)
 21—Iowa (3) vs. California (37) (Alamo, 1993) (20 yards)
 21—Brigham Young (14) vs. Texas A&M (65) (Holiday, 1990) (-12 yards)
 21—(D) Houston (22) vs. Washington St. (24) (Aloha, 1988) (68 yards)
 21—Wyoming (19) vs. Iowa (20) (Holiday, 1987) (43 yards)
 21—(D) San Jose St. (25) vs. Toledo (27) (California, 1981) (54 yards)

FEWEST RUSHING ATTEMPTS, BOTH TEAMS

- 53—Oklahoma (13) [36] & Florida St. (2) [17] (Orange, 2001)
 56—Texas Tech (55) [27] & Clemson (15) [29] (Tangerine, 2002)
 56—Marshall (38) [30] & Louisville (15) [26] (GMAC, 2002)
 56—Mississippi (27) [33] & Oklahoma (25) [23] (Independence, 1999)
 57—Iowa (20) [36] & Wyoming (19) [21] (Holiday, 1987)
 58—Texas (47) [30] & Washington (43) [28] (Holiday, 2001)
 59—Oregon (38) [28] & Colorado (16) [31] (Fiesta, 2002)
 59—Washington St. (33) [27] & Purdue (27) [32] (Sun, 2001)
 59—Hawaii (23) [24] & Oregon St. (17) [35] (Oahu Classic, 1999)
 60—Clemson (27) [34] & Tennessee (14) [26] (Peach, 2004)
 60—Michigan (35) [23] & Alabama (34) [37] (ot) (Orange, 2000)
 60—Tennessee (48) [32] & Northwestern (28) [28] (Florida Citrus, 1997)
 61—Marshall (21) [31] & Brigham Young (3) [30] (Motor City, 1999)
 61—Arkansas (27) [36] & Texas (6) [25] (Cotton, 2000)
 62—North Carolina St. (56) [22] & Kansas (26) [40] (Tangerine, 2003)
 62—Mississippi (34) [39] & Marshall (31) [23] (Motor City, 1997)
 63—Miami (Fla.) (37) [43] & Florida (20) [20] (Sugar, 2001)
 63—Georgia (28) [34] & Purdue (25) [29] (ot) (Outback, 2000)
 63—Auburn (21) [36] & Clemson (17) [27] (Peach, 1998)
 63—(D) Southern California (28) [38] & Utah (21) [25] (Freedom, 1993)
 64—North Carolina St. (28) [26] & Notre Dame (6) [38] (Gator, 2003)
 64—Purdue (34) [40] & Washington (24) [24] (Sun, 2002)
 64—Michigan St. (44) [42] & Fresno St. (35) [22] (Silicon Valley, 2001)
 64—Iowa (19) [44] & Texas Tech (16) [20] (Alamo, 2001)
 65—Florida (56) [25] & Maryland (23) [40] (Orange, 2002)
 65—LSU (47) [44] & Illinois (34) [21] (Sugar, 2002)
 65—Pittsburgh (34) [39] & North Carolina St. (19) [26] (Tangerine, 2001)
 65—West Virginia (49) [34] & Mississippi (38) [31] (Music City, 2000)
 65—Purdue (33) [28] & Oklahoma St. (20) [37] (Alamo, 1997)
 66—Tulane (36) [44] & Hawaii (28) [22] (Hawaii, 2002)
 66—Southern Miss. (23) [34] & Colorado St. (17) [32] (Liberty, 1999)
 66—Southern California (41) [27] & Northwestern (32) [39] (Rose, 1996)
 66—Brigham Young (13) [33] & Iowa (13) [33] (Holiday, 1991)
 66—Miami (Fla.) (23) [28] & Nebraska (3) [38] (Orange, 1989)
 66—Tennessee (34) [42] & Air Force (13) [24] (Sugar, 1971)
 66—TCU (16) [34] & Marquette (6) [32] (Cotton, 1937)

FEWEST RUSHING YARDS

- 61—(D) Kansas St. (7) vs. Boston College (12) (Aloha, 1994) (23 attempts)
 -56—Tulsa (10) vs. Georgia Tech (52) (Humanitarian, 2004) (26 attempts)
 -45—Alabama (10) vs. Missouri (35) (Gator, 1968) (29 attempts)
 -39—Tulsa (7) vs. Tennessee (14) (Sugar, 1943)
 -30—Florida (6) vs. West Virginia (26) (Peach, Dec. 31, 1981) (34 attempts)
 -28—Florida (24) vs. Nebraska (62) (Fiesta, 1996) (21 attempts)
 -27—Texas (6) vs. Arkansas (27) (Cotton, 2000) (25 attempts)
 -26—TCU (9) vs. Texas A&M (28) (Galleryfurniture.com, 2001) (24 attempts)
 -23—Southern California (19) vs. TCU (28) (Sun, 1998) (21 attempts)
 -21—Florida St. (20) vs. Wyoming (28) (Sun, 1966) (31 attempts)
 -16—Brigham Young (3) vs. Marshall (21) (Motor City, 1999) (30 attempts)
 -15—LSU (0) vs. Mississippi (20) (Sugar, 1960)
 -14—Navy (6) vs. Texas (28) (Cotton, 1964) (29 attempts)
 -14—Tennessee (0) vs. Texas (16) (Cotton, 1953) (29 attempts)

- 12—Brigham Young (14) vs. Texas A&M (65) (Holiday, 1990) (21 attempts)
 -12—Air Force (13) vs. Tennessee (34) (Sugar, 1971)
 -11—Colorado (25) vs. Alabama (30) (Blockbuster, 1991) (30 attempts)
 -8—Tulane (6) vs. Penn St. (9) (Liberty, 1979) (20 attempts)
 -8—Navy (14) vs. Missouri (21) (Orange, 1961) (24 attempts)
 -5—Stanford (9) vs. Wisconsin (17) (Rose, 2000) (27 attempts)
 -2—Brigham Young (46) vs. Southern Methodist (45) (Holiday, 1980) (24 attempts)
 -2—Florida (18) vs. Missouri (20) (Sugar, 1966) (16 attempts)

FEWEST RUSHING YARDS, BOTH TEAMS

- 51—(D) Utah (16) [6] & Arizona (13) [45] (Freedom, 1994)
 74—Tennessee (34) [86] & Air Force (13) [-12] (Sugar, 1971)
 78—Texas A&M (28) [104] & TCU (9) [-26] (galleryfurniture.com, 2001)
 81—Washington St. (10) [7] & Baylor (3) [74] (Alamo, 1994)
 81—Florida St. (23) [76] & Florida (17) [5] (Sugar, Jan. 2, 1995)
 83—Oklahoma (13) [56] & Florida St. (2) [27] (Orange, 2001)
 88—(D) Boston College (12) [149] & Kansas St. (7) [61] (Aloha, 1994)
 93—Oklahoma (10) [56] & Arkansas (3) [37] (Cotton, 2002)
 118—UCLA (27) [73] & New Mexico (13) [45] (Las Vegas, 2002)
 125—Pittsburgh (38) [117] & Oregon St. (13) [8] (Insight, 2002)
 131—Purdue (37) [5] & Kansas St. (34) [126] (Alamo, 1998)
 131—Marshall (21) [147] & Brigham Young (3) [-16] (Motor City, 1999)
 132—Texas Tech (55) [91] & Clemson (15) [41] (Tangerine, 2002)
 136—Washington St. (33) [81] & Purdue (27) [55] (Sun, 2001)
 137—Iowa (20) [94] & Wyoming (19) [43] (Holiday, 1987)
 142—Louisville (28) [58] & BYU (10) [84] (Liberty, 2001)
 143—Brigham Young (31) [71] & Oklahoma (6) [72] (Copper, 1994)
 144—Notre Dame (9) [127] & Oregon St. (41) [127] (Fiesta, 2001)
 145—Arkansas (10) [45] & Nebraska (7) [100] (Cotton, 1965)
 147—Florida St. (30) [104] & Virginia Tech (17) [43] (Gator, 2002)
 147—(D) San Jose St. (37) [123] & Miami (Ohio) (7) [24] (California, 1986)

LOWEST RUSHING AVERAGE**(Minimum 20 Attempts)**

- 2.7—(D) Kansas St. (7) vs. Boston College (12) (Aloha, 1994) (23 for -61)
 -2.2—Tulsa (10) vs. Georgia Tech (52) (Humanitarian, 2004) (26 for -56)
 -1.6—Alabama (10) vs. Missouri (35) (Gator, 1968) (29 for -45)
 -1.3—Florida (24) vs. Nebraska (62) (Fiesta, 1996) (21 for -28)
 -1.1—Texas (6) vs. Arkansas (27) (Cotton, 2000) (25 for -27)
 -1.1—Southern California (19) vs. TCU (28) (Sun, 1998) (21 for -23)
 -0.9—Florida (6) vs. West Virginia (26) (Peach, Dec. 31, 1981) (32 for -30)
 -0.7—Florida St. (20) vs. Wyoming (28) (Sun, 1966) (31 for -21)
 -0.6—Brigham Young (14) vs. Texas A&M (65) (Holiday, 1990) (21 for -12)
 -0.5—Brigham Young (3) vs. Marshall (21) (Motor City, 1999) (30 for -16)
 -0.5—Air Force (13) vs. Tennessee (34) (Sugar, 1971) (24 for -12)
 -0.5—Navy (6) vs. Texas (28) (Cotton, 1964) (29 for -14)
 -0.5—Tennessee (0) vs. Texas (16) (Cotton, 1953) (29 for -14)
 -0.4—Colorado (25) vs. Alabama (30) (Blockbuster, 1991) (30 for -11)
 -0.3—Navy (14) vs. Missouri (21) (Orange, 1961) (24 for -8)

RUSHING DEFENSE, FEWEST YARDS ALLOWED

- 61—(D) Boston College (12) vs. Kansas St. (7) (Aloha, 1994) (23 attempts)
 -56—Georgia Tech (52) vs. Tulsa (10) (Humanitarian, 2004) (26 attempts)
 -45—Missouri (35) vs. Alabama (10) (Gator, 1968) (29 attempts)
 -30—West Virginia (26) vs. Florida (6) (Peach, Dec. 31, 1981) (32 attempts)
 -28—Nebraska (62) vs. Florida (24) (Fiesta, 1996) (21 attempts)
 -27—Texas (6) vs. Arkansas (27) (Cotton, 2000) (25 attempts)
 -23—TCU (28) vs. Southern California (19) (Sun, 1998) (21 attempts)
 -21—Wyoming (28) vs. Florida St. (20) (Sun, 1966) (31 attempts)
 -16—Brigham Young (3) vs. Marshall (21) (Motor City, 1999) (30 attempts)
 -15—Mississippi (20) vs. LSU (0) (Sugar, 1960)
 -14—Texas (28) vs. Navy (6) (Cotton, 1964) (29 attempts)
 -14—Texas (16) vs. Tennessee (0) (Cotton, 1953) (29 attempts)
 -12—Texas A&M (65) vs. Brigham Young (14) (Holiday, 1990) (21 attempts)
 -12—Tennessee (34) vs. Air Force (13) (Sugar, 1971)
 -11—Alabama (30) vs. Colorado (25) (Blockbuster, 1991) (30 attempts)
 -8—Penn St. (9) vs. Tulane (6) (Liberty, 1979) (20 attempts)
 -8—Missouri (21) vs. Navy (14) (Orange, 1961) (24 attempts)
 -5—Stanford (9) vs. Wisconsin (17) (Rose, 2000) (27 attempts)
 -2—Southern Methodist (45) vs. Brigham Young (46) (Holiday, 1980) (24 attempts)
 -2—Missouri (20) vs. Florida (18) (Sugar, 1966) (16 attempts)

Passing**MOST PASS ATTEMPTS****(Followed by Comp.-Att.-Int. and Yardage)**

- 75—Purdue (27) vs. Washington St. (33) (Sun, 2001) (38-75-4, 419 yards)
 70—Marshall (64) vs. East Caro. (61) (2 ot) (GMAC, 2001) (41-70-2, 576 yards)
 63—(D) Fresno St. (30) vs. Colorado (41) (Aloha, 1993) (37-63-1, 523 yards)
 63—(D) San Jose St. (25) vs. Toledo (27) (California, 1981) (43-63-5, 467 yards)
 61—Oregon (20) vs. Penn St. (38) (Rose, 1995) (41-61-2, 456 yards)
 61—(D) Brigham Young (16) vs. Virginia (22) (All-American, 1987) (37-61-1, 394 yards)
 60—Purdue (25) vs. Georgia (28) (ot) (Outback, 2000) (36-60-1, 378 yards)
 59—Louisiana Tech (24) vs. Clemson (49) (Humanitarian, 2001) (401 yards)
 59—Georgia (27) vs. Virginia (34) (Peach, Dec. 30, 1995) (31-59-2, 413 yards)
 59—Brigham Young (39) vs. Penn St. (50) (Holiday, 1989) (42-59-2, 576 yards)

58—Fresno St. (35) vs. Michigan St. (44) (Silicon Valley, 2001) (35-58-2, 531 yards)
 58—Florida (28) vs. Notre Dame (39) (Sugar, 1992) (28-58-2, 370 yards)
 58—Illinois (15) vs. Alabama (21) (Liberty, 1982) (35-58-7, 423 yards)
 58—Richmond (49) vs. Ohio (42) (Tangerine, 1968) (39-58-2, 447 yards)
 57—Arizona St. (27) vs. Kansas St. (34) (Holiday, 2002) (28-57-1, 293 yards)
 57—(D) Western Mich. (30) vs. Fresno St. (35) (California, 1988) (24-57-0, 366 yards)
 56—Tennessee (14) vs. Clemson (27) (Peach, 2004) (31-56-0, 384 yards)
 56—Clemson (15) vs. Texas Tech (55) (Tangerine, 2002) (25-56-4, 319 yards)
 56—Clemson (7) vs. Mississippi St. (17) (Peach, 1999) (25-56-5, 306 yards)
 56—Miami (Fla.) (13) vs. Alabama (34) (Sugar, 1993) (24-56-3, 278 yards)
 56—(D) Washington (21) vs. Maryland (20) (Aloha, 1982) (35-56-0, 369 yards)
 55—Texas (47) vs. Washington (43) (Holiday, 2001) (37-55-3, 473 yards)
 55—Illinois (29) vs. Army (31) (Peach, 1985) (38-55-2, 401 yards)
 55—Florida St. (17) vs. Penn St. (17) (Gator, 1967) (38-55-4, 363 yards)
 54—Washington (24) vs. Purdue (34) (Sun, 2002) (25-54-1, 272 yards)
 54—Washington (43) vs. Texas (47) (Holiday, 2001) (27-54-2, 293 yards)
 54—Oklahoma (25) vs. Mississippi (27) (Independence, 1999) (39-54-1, 390 yards)
 54—Louisville (29) vs. Marshall (48) (Motor City, 1998) (35-54-1, 336 yards)
 53—Texas Tech (38) vs. Navy (14) (Houston, 2003) (41-53-1, 497 yards)
 53—LSU (47) vs. Illinois (34) (Sugar, 2002) (31-53-0, 444 yards)
 53—Purdue (37) vs. Kansas St. (34) (Alamo, 1998) (25-53-2, 230 yards)

MOST PASS ATTEMPTS, BOTH TEAMS

116—Washington St. (33) [41] & Purdue (27) [75] (Sun, 2001) (53 completed)
 109—Texas (47) [55] & Washington (43) [54] (Holiday, 2001) (64 completed)
 108—Texas Tech (55) [52] & Clemson (15) [56] (Tangerine, 2002) (64 completed)
 96—Clemson (27) [40] & Tennessee (14) [56] (Peach, 2004) (53 completed)
 94—Mississippi St. (17) [38] & Clemson (7) [56] (Peach, 1999) (42 completed)
 93—Marshall (64) [70] & East Caro. (61) [23] (2 ot) (GMAC, 2001) (52 completed)
 93—Georgia (28) [33] & Purdue (25) [60] (ot) (Outback, 2000) (56 completed)
 93—Idaho (42) [41] & Southern Miss. (35) [52] (Humanitarian, 1998) (55 completed)
 93—Mississippi (34) [48] & Marshall (31) [45] (Motor City, 1997) (52 completed)
 92—Marshall (38) [44] & Louisville (15) [48] (GMAC, 2002) (43 completed)
 92—Toledo (40) [41] & Nevada (37) [51] (ot) (Las Vegas, 1995) (50 completed)
 92—Penn St. (38) [31] & Oregon (20) [61] (Rose, 1995) (61 completed)
 92—Tennessee (34) [46] & Air Force (13) [46] (Sugar, 1971) (47 completed)
 91—Purdue (34) [37] & Washington (24) [54] (Sun, 2002) (50 completed)
 91—Tulane (36) [39] & Hawaii (28) [52] (Hawaii, 2002) (52 completed)
 91—Florida St. (2) [52] & Oklahoma (13) [39] (Orange, 2001) (50 completed)
 91—Miami (Fla.) (37) [40] & Florida (20) [51] (Sugar, 2001) (46 completed)
 91—Richmond (49) [58] & Ohio (42) [33] (Tangerine, 1968) (56 completed)
 90—Michigan St. (44) [32] & Fresno St. (35) [58] (Silicon Valley, 2001) (57 completed)
 90—Tennessee (48) [39] & Northwestern (28) [51] (Florida Citrus, 1997) (54 completed)
 90—Bowling Green (35) [41] & Nevada (34) [49] (Las Vegas, 1992) (54 completed)
 90—Mississippi (20) [50] & Texas Tech (17) [40] (Independence, 1986) (48 completed)
 89—LSU (47) [53] & Illinois (34) [36] (Sugar, 2002) (46 completed)
 89—Oregon (38) [47] & Colorado (16) [42] (Fiesta, 2002) (52 completed)
 88—North Carolina St. (56) [46] & Kansas (26) [42] (Tangerine, 2003) (58 completed)
 88—Florida (56) [49] & Maryland (23) [39] (Orange, 2002) (56 completed)
 88—Clemson (49) [29] & Louisiana Tech (24) [59] (Humanitarian, 2001) (45 completed)
 88—Washington St. (31) [48] & Utah (28) [40] (Copper, 1992) (53 completed)
 88—(D) Washington (21) [56] & Maryland (20) [32] (Aloha, 1982) (54 completed)
 86—Michigan St. (37) [35] & Florida (34) [51] (Florida Citrus, 2000) (46 completed)
 86—Boise St. (34) [39] & Louisville (31) [47] (Humanitarian, 1999) (46 completed)
 86—(D) Fresno St. (35) [29] & Western Mich. (30) [57] (California, 1988) (39 completed)
 86—Iowa (20) [35] & Wyoming (19) [51] (Holiday, 1987) (49 completed)
 85—North Carolina St. (28) [41] & Notre Dame (6) [44] (Gator, 2003) (48 completed)
 85—Kansas St. (34) [28] & Arizona St. (27) [57] (Holiday, 2002) (39 completed)
 85—Ohio St. (10) [35] & Brigham Young (7) [50] (Florida Citrus, 1985) (45 completed)
 85—(D) Toledo (27) [22] & San Jose St. (25) [63] (California, 1981) (54 completed)

MOST PASS COMPLETIONS

(Followed by Comp.-Att.-Int. and Yardage)

43—(D) San Jose St. (25) vs. Toledo (27) (California, 1981) (43-63-5, 467 yards)
 42—Brigham Young (39) vs. Penn St. (50) (Holiday, 1989) (42-59-2, 576 yards)
 41—Texas Tech (38) vs. Navy (14) (Houston, 2003) (41-53-1, 497 yards)
 41—Marshall (64) vs. East Caro. (61) (2 ot) (GMAC, 2001) (41-70-2, 576 yards)
 41—Oregon (20) vs. Penn St. (38) (Rose, 1995) (41-61-2, 456 yards)
 39—Texas Tech (55) vs. Clemson (15) (Tangerine, 2002) (39-52-1, 464 yards)
 39—Oklahoma (25) vs. Mississippi (27) (Independence, 1999) (39-54-1, 390 yards)
 39—Richmond (49) vs. Ohio (42) (Tangerine, 1968) (39-58-2, 447 yards)
 38—North Carolina St. (56) vs. Kansas (26) (Tangerine, 2003) (38-46-0, 481 yards)
 38—Bowling Green (28) vs. Northwestern (24) (Motor City, 2003) (38-51-3, 386 yards)
 38—Purdue (27) vs. Washington St. (33) (Sun, 2001) (38-75-4, 419 yards)
 38—Illinois (29) vs. Army (31) (Peach, 1985) (38-55-2, 401 yards)
 38—(D) Vanderbilt (28) vs. Air Force (36) (Hall of Fame, 1982) (38-51-3, 452 yards)
 38—Florida St. (17) vs. Penn St. (17) (Gator, 1967) (38-55-4, 363 yards)
 37—Texas (47) vs. Washington (43) (Holiday, 2001) (37-55-3, 473 yards)
 37—(D) Fresno St. (30) vs. Colorado (41) (Aloha, 1993) (37-63-1, 523 yards)
 37—(D) Brigham Young (16) vs. Virginia (22) (All-American, 1987) (37-61-1, 394 yards)
 36—Purdue (25) vs. Georgia (28) (ot) (Outback, 2000) (36-60-1, 378 yards)
 35—Fresno St. (35) vs. Michigan St. (44) (Silicon Valley, 2001) (35-58-2, 531 yards)
 35—Michigan (35) vs. Alabama (34) (ot) (Orange, 2000) (35-47-0, 369 yards)

35—Louisville (29) vs. Marshall (48) (Motor City, 1998) (35-54-1, 336 yards)
 35—West Virginia (31) vs. Missouri (34) (Insight.com, 1998) (35-51-2, 452 yards)
 35—Brigham Young (24) vs. Michigan (17) (Holiday, 1984) (35-49-3, 371 yards)
 35—Illinois (15) vs. Alabama (21) (Liberty, 1982) (35-58-7, 423 yards)
 35—(D) Washington (21) vs. Maryland (20) (Aloha, 1982) (35-56-0, 369 yards)
 34—Wisconsin (37) vs. Southern California (42) (Rose, 1963) (34-49-3, 419 yards)
 33—Oregon (30) vs. Minnesota (31) (Sun, 2003) (33-44-1, 376 yards)
 33—Florida (56) vs. Maryland (23) (Orange, 2002) (33-49-2, 456 yards)
 33—Alabama (29) vs. Army (28) (John Hancock Sun, 1988) (33-52-1, 412 yards)

MOST PASS COMPLETIONS, BOTH TEAMS

64—Texas Tech (55) [39] & Clemson (15) [25] (Tangerine, 2002) (108 attempted)
 64—Texas (47) [37] & Washington (43) [27] (Holiday, 2001) (109 attempted)
 61—Penn St. (38) [20] & Oregon (20) [41] (Rose, 1995) (92 attempted)
 58—North Carolina St. (56) [38] & Kansas (26) [20] (Tangerine, 2003) (88 attempted)
 57—Michigan St. (44) [22] & Fresno St. (35) [35] (Silicon Valley, 2001) (90 attempted)
 56—Florida (56) [33] & Maryland (23) [23] (Orange, 2002) (88 attempted)
 56—Georgia (28) [20] & Purdue (25) [36] (ot) (Outback, 2000) (93 attempted)
 56—Richmond (49) [39] & Ohio (42) [17] (Tangerine, 1968) (91 attempted)
 55—Idaho (42) [24] & Southern Miss. (35) [31] (Humanitarian, 1998) (93 attempted)
 54—Tennessee (48) [27] & Northwestern (28) [27] (Florida Citrus, 1997) (90 attempted)
 54—Florida St. (23) [24] & Florida (17) [30] (Sugar, Jan. 2, 1995) (84 attempted)
 54—Bowling Green (35) [25] & Nevada (34) [29] (Las Vegas, 1992) (90 attempted)
 54—(D) Washington (21) [35] & Maryland (20) [19] (Aloha, 1982) (88 attempted)
 54—(D) Toledo (27) [11] & San Jose St. (25) [43] (California, 1981) (85 attempted)
 53—Clemson (27) [22] & Tennessee (14) [31] (Peach, 2004) (96 attempted)
 53—Washington St. (33) [15] & Purdue (27) [38] (Sun, 2001) (116 attempted)
 53—Marshall (64) [41] & East Caro. (61) [11] (2 ot) (GMAC, 2001) (93 attempted)
 53—Louisville (29) [35] & Marshall (48) [18] (Motor City, 1998) (78 attempted)
 53—(D) Southern California (28) [30] & Utah (21) [23] (Freedom, 1993) (84 attempted)
 53—Washington St. (31) [32] & Utah (28) [21] (Copper, 1992) (88 attempted)
 53—Penn St. (50) [11] & Brigham Young (39) [42] (Holiday, 1989) (80 attempted)
 53—(D) Fresno St. (29) [31] & Bowling Green (28) [22] (California, 1982) (82 attempted)
 52—Boston College (51) [25] & Toledo (25) [27] (Motor City, 2002) (76 attempted)
 52—Tulane (36) [20] & Hawaii (28) [32] (Hawaii, 2002) (91 attempted)
 52—Oregon (38) [28] & Colorado (16) [24] (Fiesta, 2002) (89 attempted)
 52—Mississippi (34) [29] & Marshall (31) [23] (Motor City, 1997) (93 attempted)
 52—Southern California (41) [29] & Northwestern (32) [23] (Rose, 1996) (83 attempted)
 51—California (52) [27] & Virginia Tech (49) [24] (Insight, 2003) (81 attempted)
 50—Purdue (34) [25] & Washington (24) [25] (Sun, 2002) (91 attempted)
 50—Florida St. (2) [25] & Oklahoma (13) [25] (Orange, 2001) (91 attempted)
 50—Tulane (41) [23] & Brigham Young (27) [27] (Liberty, 1998) (82 attempted)
 50—Toledo (40) [23] & Nevada (37) [27] (ot) (Las Vegas, 1995) (92 attempted)
 50—Kansas St. (52) [19] & Wyoming (17) [31] (Copper, 1993) (79 attempted)
 50—Auburn (35) [27] & Mississippi (28) [23] (Gator, Jan. 2, 1971) (83 attempted)

MOST PASSING YARDS

(Followed by Comp.-Att.-Int.)

576—Marshall (64) vs. East Caro. (61) (2 ot) (GMAC, 2001) (41-70-2)
 576—Brigham Young (39) vs. Penn St. (50) (Holiday, 1989) (42-59-2)
 531—Fresno St. (35) vs. Michigan St. (44) (Silicon Valley, 2001) (35-58-2)
 527—Hawaii (54) vs. Houston (48) (3 ot) (Hawaii, 2003) (29-47-1)
 523—(D) Fresno St. (30) vs. Colorado (41) (Aloha, 1993) (37-63-1)
 497—Texas Tech (38) vs. Navy (14) (Houston, 2003) (41-53-1)
 492—Washington St. (31) vs. Utah (28) (Copper, 1992) (32-48-1)
 485—Brigham Young (31) vs. Oklahoma (6) (Copper, 1994) (23-46-0)
 481—North Carolina St. (56) vs. Kansas (26) (Tangerine, 2003) (38-46-0)
 473—Texas (47) vs. Washington (43) (Holiday, 2001) (37-55-3)
 469—(D) Iowa (55) vs. Texas (17) (Freedom, 1984) (30-40-0)
 467—(D) San Jose St. (25) vs. Toledo (27) (California, 1981) (43-63-5)
 464—Texas Tech (55) vs. Clemson (15) (Tangerine, 2002) (39-52-1)
 458—Louisville (34) vs. Alabama (7) (Fiesta, 1991) (21-39-3)
 456—Florida (56) vs. Maryland (23) (Orange, 2002) (33-49-2)
 456—Oregon (20) vs. Penn St. (38) (Rose, 1995) (41-61-2)
 456—(D) Oregon (43) vs. Colorado (51) (Aloha, 1998) (24-46-2)
 455—Florida St. (40) vs. Texas Tech (17) (Tangerine, 1977) (25-35-0)
 452—(D) Vanderbilt (28) vs. Air Force (36) (Hall of Fame, 1982) (38-51-3)
 452—West Virginia (31) vs. Missouri (34) (Insight.com, 1998) (35-51-2)
 449—Florida (17) vs. Florida St. (23) (Sugar, Jan. 2, 1995) (30-43-1)
 447—Richmond (49) vs. Ohio (42) (Tangerine, 1968) (39-58-2)
 446—Brigham Young (46) vs. Southern Methodist (45) (Holiday, 1980) (32-49-1)
 444—LSU (47) vs. Illinois (34) (Sugar, 2002) (31-53-0)
 442—(D) San Jose St. (48) vs. Central Mich. (24) (California, 1990) (32-43-1)
 435—Southern California (55) vs. Texas Tech (14) (Cotton, 1995) (24-35-0)
 428—Iowa (23) vs. North Carolina St. (28) (Peach, Dec. 31, 1988) (30-51-4)
 423—Illinois (15) vs. Alabama (21) (Liberty, 1982) (35-58-7)
 422—Florida St. (17) vs. Nebraska (17) (Fiesta, 1990) (25-41-0)
 419—Purdue (27) vs. Washington St. (33) (Sun, 2001) (38-75-4)
 419—Wisconsin (37) vs. Southern California (42) (Rose, 1963) (34-49-3)
 418—UCLA (31) vs. Wisconsin (38) (Rose, 1999) (21-36-1)
 413—Georgia (27) vs. Virginia (34) (Peach, Dec. 30, 1995) (31-59-2)
 412—Alabama (29) vs. Army (28) (John Hancock Sun, 1988) (33-52-1)

MOST PASSING YARDS, BOTH TEAMS

907—Michigan St. (44) [376] & Fresno St. (35) [531] (Silicon Valley, 2001) (90 attempted)
 859—Hawaii (54) [527] & Houston (48) [332] (3 ot) (Hawaii, 2003) (81 attempted)
 808—Washington St. (31) [492] & Utah (28) [316] (Copper, 1992) (88 attempted)

792—California [52] [394] & Virginia Tech [49] [398] (Insight, 2003) (81 attempted)
 791—Penn St. [50] [215] & Brigham Young [39] [576] (Holiday, 1989) (80 attempted)
 783—Texas Tech [55] [464] & Clemson [15] [319] (Tangerine, 2002) (108 attempted)
 774—Florida St. [23] [325] & Florida [17] [449] (Sugar, Jan. 2, 1995) (84 attempted)
 766—Texas [47] [473] & Washington [43] [293] (Holiday, 2001) (109 attempted)
 747—Marshall [48] [411] & Louisville [29] [336] (Motor City, 1998) (78 attempted)
 746—LSU [47] [444] & Illinois [34] [302] (Sugar, 2002) (89 attempted)
 737—Marshall [64] [576] & East Caro. [61] [161] [2 of] (GMAC, 2001) (93 attempted)
 734—Florida St. [40] [455] & Texas Tech [17] [279] (Tangerine, 1977) (85 attempted)
 732—(D) Toledo [27] [265] & San Jose St. [25] [467] (California, 1981) (83 attempted)
 727—Southern California [41] [391] & Northwestern [32] [336] (Rose, 1996) (83 attempted)
 724—North Carolina St. [56] [481] & Kansas [26] [243] (Tangerine, 2003) (88 attempted)
 713—Florida [56] [456] & Maryland [23] [257] (Orange, 2002) (88 attempted)
 708—(D) Navy [42] [395] & California [38] [313] (Aloha, 1996) (59 attempted)
 706—Mississippi [38] [388] & West Virginia [49] [318] (Music City, 2000) (72 attempted)
 700—Washington St. [33] [281] & Purdue [27] [419] (Sun, 2001) (116 attempted)
 677—(D) Colorado [51] [221] & Oregon [43] [456] (Aloha, 1998) (70 attempted)
 676—Clemson [49] [275] & Louisiana Tech [24] [401] (Humanitarian, 2001) (88 attempted)
 672—Southern California [42] [253] & Wisconsin [37] [419] (Rose, 1963) (69 attempted)
 669—Mississippi [34] [332] & Marshall [31] [337] (Motor City, 1997) (93 attempted)
 662—(D) San Jose St. [48] [442] & Central Mich. [24] [220] (California, 1990) (68 attempted)
 658—Penn St. [38] [202] & Oregon [20] [456] (Rose, 1995) (92 attempted)
 655—Pittsburgh [29] [347] & Iowa St. [37] [308] (Insight.com, 2000) (70 attempted)
 654—(D) Iowa [55] [469] & Texas [17] [185] (Freedom, 1984) (74 attempted)
 653—Idaho [42] [291] & Southern Miss. [35] [362] (Humanitarian, 1998) (93 attempted)

MOST PASSES HAD INTERCEPTED

8—Arizona [10] vs. Auburn [34] (Sun, 1968)
 7—Illinois [15] vs. Alabama [21] (Liberty, 1982)
 7—Missouri [3] vs. Penn St. [10] (Orange, 1970)
 7—Texas A&M [21] vs. Alabama [29] (Cotton, 1942)
 6—Georgia Tech [21] vs. Fresno St. [30] (Silicon Valley, 2002)
 6—Georgia [6] vs. Nebraska [45] (Sun, 1969)
 6—TCU [26] vs. Georgia [40] (Orange, 1942)
 6—Southern Methodist [0] vs. Stanford [7] (Rose, 1936)

MOST PASSES HAD INTERCEPTED, BOTH TEAMS

12—Auburn [34] [4] & Arizona [10] [8] (Sun, 1968)
 10—Georgia [40] [6] & TCU [26] [4] (Orange, 1942)
 9—Alabama [21] [2] & Illinois [15] [7] (Liberty, 1982)
 8—Ohio St. [28] [3] & Texas A&M [12] [5] (Cotton, 1987)
 8—Nebraska [28] [3] & LSU [10] [5] (Sugar, 1985)
 8—Penn St. [10] [1] & Missouri [3] [7] (Orange, 1970)
 8—Nebraska [45] [2] & Georgia [6] [6] (Sun, 1969)
 8—Texas [12] [3] & Mississippi [7] [5] (Cotton, 1962)

MOST PASSES ATTEMPTED WITHOUT AN INTERCEPTION**(Followed by Comp.-Att.-Int. and Yardage)**

57—(D) Western Mich. [30] vs. Fresno St. [35] (California, 1988) (24-57-0, 366 yards)
 56—Tennessee [14] vs. Clemson [27] (Peach, 2004) (31-56-0, 384 yards)
 53—LSU [47] vs. Illinois [34] (Sugar, 2002) (31-53-0, 444 yards)
 52—Southern Miss. [35] vs. Idaho [42] (Humanitarian, 1998) (31-52-0, 362 yards)
 51—Nevada [37] vs. Toledo [40] (ot) (Las Vegas, 1995) (27-51-0, 330 yards)
 51—Florida [34] vs. Michigan St. [37] (Florida Citrus, 2000) (25-51-0, 300 yards)

MOST PASSES ATTEMPTED BY BOTH TEAMS WITHOUT AN INTERCEPTION**(Followed by Comp.-Att.-Int. and Yardage)**

93—Idaho [42] [41] & Southern Miss. [35] [52] (Humanitarian, 1998) (55-93-0, 653 yards)
 90—Bowling Green [35] [49] & Nevada [34] [41] (Las Vegas, 1992) (54-90-0, 597 yards)

HIGHEST COMPLETION PERCENTAGE**(Minimum 10 Attempts) (Followed by Comp.-Att.-Int. and Yardage)**

.929—Texas [40] vs. Missouri [27] (Cotton, 1946) (13-14-0, 234 yards)
 .900—Mississippi [13] vs. Air Force [0] (Liberty, 1992) (9-10-0, 163 yards)
 .897—Georgia [33] vs. Wisconsin [6] (Outback, 1998) (26-29-0, 267 yards)
 .889—Texas A&M [65] vs. Brigham Young [14] (Holiday, 1990) (16-18-0, 324 yards)
 .833—Alabama [13] vs. Penn St. [6] (Sugar, 1975) (10-12-0, 210 yards)
 .828—Oklahoma St. [62] vs. Wyoming [14] (Holiday, 1988) (24-29-0, 378 yards)
 .826—North Carolina St. [56] vs. Kansas [26] (Tangerine, 2003) (38-46-0, 481 yards)
 .824—Nebraska [21] vs. North Carolina [17] (Liberty, 1977) (14-17-2, 161 yards)
 .818—Texas A&M [41] vs. Mississippi St. [43] (ot) (Independence, 2000) (9-11-1, 133 yards)
 .813—TCU [28] vs. Syracuse [27] (Cotton, 1957) (13-16-0, 202 yards)
 .800—Ohio St. [15] vs. Clemson [17] (Gator, 1978) (16-20-1, 205 yards)
 .800—Georgia Tech [31] vs. Iowa St. [30] (Liberty, 1972) (12-15-1, 157 yards)
 .783—Virginia Tech [20] vs. Air Force [13] (San Francisco, 2002) (18-23-0, 177 yards)
 .778—Tennessee [27] vs. Indiana [22] (Peach, 1988) (21-27-0, 230 yards)
 .774—Texas Tech [38] vs. Navy [14] (Houston, 2003) (41-53-1, 497 yards)
 .771—California [52] vs. Virginia Tech [49] (Insight, 2003) (27-35-0, 394 yards)
 .771—Tennessee [45] vs. Michigan [17] (Florida Citrus, 2002) (27-35-0, 406 yards)
 .771—Washington St. [10] vs. Baylor [3] (Alamo, 1994) (27-35-0, 286 yards)
 .765—Illinois [17] vs. Hawaii [27] (Holiday, 1992) (26-34-1, 248 yards)

.765—Duke [7] vs. Arkansas [6] (Cotton, 1961) (13-17-1, 93 yards)
 .763—Iowa [28] vs. UCLA [45] (Rose, 1986) (29-38-1, 319 yards)
 .750—Oregon [30] vs. Minnesota [31] (Sun, 2003) (33-44-1, 376 yards)
 .750—Texas Tech [55] vs. Clemson [15] (Tangerine, 2002) (39-52-1, 464 yards)
 .750—Nebraska [42] vs. Tennessee [17] (Orange, 1998) (9-12-0, 125 yards)
 .750—Colorado St. [35] vs. Missouri [24] (Holiday, 1997) (18-24-0, 206 yards)
 .750—Kansas St. [54] vs. Colorado St. [21] (Holiday, 1995) (24-32-1, 324 yards)
 .750—Oklahoma [48] vs. Virginia [14] (Gator, Dec. 29, 1991) (27-36-0, 357 yards)
 .750—(D) Iowa [55] vs. Texas [17] (Freedom, 1984) (30-40-0, 469 yards)

MOST YARDS PER ATTEMPT**(Minimum 10 Attempts)**

21.7—Southern California [47] vs. Pittsburgh [14] (Rose, 1930) (13 for 282)
 18.8—(D) Navy [42] vs. California [38] (Aloha, 1996) (21 for 295)
 18.0—Texas A&M [65] vs. Brigham Young [14] (Holiday, 1990) (18 for 324)
 17.5—Alabama [13] vs. Penn St. [6] (Sugar, 1975) (12 for 210)
 17.1—Marshall [48] vs. Louisville [29] (Motor City, 1998) (24 for 411)
 16.7—Texas [40] vs. Missouri [27] (Cotton, 1946) (14 for 234)
 16.7—Texas [36] vs. Tennessee [13] (Cotton, 1969) (14 for 234)
 16.7—Air Force [45] vs. Washington [25] (Oahu Classic, 1998) (16 for 267)
 15.1—West Virginia [49] vs. Mississippi [38] (Music City, 2000) (21 for 318)
 14.6—Tennessee [23] vs. Florida St. [16] (Fiesta, 1999) (19 for 278)
 14.0—Michigan [31] vs. Auburn [28] (Florida Citrus, 2001) (21 for 294)
 14.0—Texas Tech [28] vs. Tennessee [19] (Gator, 1973) (11 for 154)
 13.8—Kansas St. [35] vs. Syracuse [18] (Fiesta, 1997) (23 for 317)

MOST YARDS PER COMPLETION**(Minimum 8 Completions)**

35.2—Southern California [47] vs. Pittsburgh [14] (Rose, 1930) (8 for 282)
 29.3—Texas [28] vs. Navy [6] (Cotton, 1964) (8 for 234)
 29.3—Texas [36] vs. Tennessee [13] (Cotton, 1969) (8 for 234)

FEWEST PASS ATTEMPTS

2—Air Force [38] vs. Mississippi St. [15] (Liberty, 1991) (completed 1)
 2—(D) Army [10] vs. Michigan St. [6] (Cherry, 1984) (completed 1)
 2—West Virginia [14] vs. South Carolina [3] (Peach, 1969) (completed 1)
 3—Air Force [23] vs. Ohio St. [11] (Liberty, 1990) (completed 1)
 3—Oklahoma [31] vs. Nebraska [24] (Orange, 1979) (completed 2)
 3—Georgia Tech [21] vs. Pittsburgh [14] (Gator, 1956) (completed 3)
 3—Georgia Tech [7] vs. Pittsburgh [0] (Sugar, 1956) (completed 0)
 3—Miami (Fla.) [14] vs. Clemson [0] (Gator, 1952) (completed 2)
 3—Hardin-Simmons [7] vs. Second Air Force [13] (Sun, 1943) (completed 1)
 3—Catholic [20] vs. Mississippi [19] (Orange, 1936) (completed 1)

FEWEST PASS ATTEMPTS, BOTH TEAMS

9—Fordham [2] [4] & Missouri [0] [5] (Sugar, 1942)
 13—Colorado [27] [9] & Clemson [21] [4] (Orange, 1957)
 14—Tennessee [3] [6] & Texas A&M [0] [8] (Gator, 1957)
 14—Texas [16] [8] & Tennessee [0] [6] (Cotton, 1953)
 15—Utah [26] [4] & New Mexico [0] [11] (Sun, 1939)
 15—LSU [7] [11] & Clemson [0] [4] (Sugar, 1959)

FEWEST PASS COMPLETIONS**(Followed by Comp.-Att.-Int.)**

0—Army [28] vs. Alabama [29] (John Hancock Sun, 1988) (0-6-1)
 0—Missouri [35] vs. Alabama [10] (Gator, 1968) (0-6-2)
 0—(D) Missouri [14] vs. Georgia Tech [10] (Bluebonnet, 1962) (0-7-2)
 0—(D) New Mexico [28] vs. Western Mich. [12] (Aviation, 1961) (0-4-0)
 0—Utah St. [13] vs. New Mexico St. [20] (Sun, 1960) (0-4-0)
 0—Georgia Tech [7] vs. Pittsburgh [0] (Sugar, 1956) (0-3-1)
 0—Arkansas [0] vs. LSU [0] (Cotton, 1947) (0-4-1)
 0—Rice [8] vs. Tennessee [0] (Orange, 1947) (0-4-2)
 0—Miami (Fla.) [13] vs. Holy Cross [6] (Orange, 1946) (0-10-3)
 0—Fordham [2] vs. Missouri [0] (Sugar, 1942) (0-4-0)
 0—Arizona St. [0] vs. Catholic [0] (Sun, 1940) (0-7-2)
 0—Tulane [13] vs. Texas A&M [14] (Sugar, 1940) (0-4-0)
 0—West Virginia [7] vs. Texas Tech [6] (Sun, 1938) (0-7-0)

FEWEST PASS COMPLETIONS, BOTH TEAMS

3—Arizona St. [0] [0] & Catholic [0] [3] (Sun, 1940)
 4—Penn St. [7] [2] & Alabama [0] [2] (Liberty, 1959)
 4—Baylor [13] [3] & Tennessee [7] [1] (Sugar, 1957)
 4—Rice [8] [0] & Tennessee [0] [4] (Orange, 1947)
 5—Oklahoma [14] [3] & Michigan [6] [2] (Orange, 1976)
 5—Kentucky [21] [2] & North Carolina [0] [3] (Peach, 1976)
 5—Texas [16] [2] & Tennessee [0] [3] (Cotton, 1953)
 5—Arkansas [0] [0] & LSU [0] [5] (Cotton, 1947)
 5—Wake Forest [26] [1] & South Carolina [14] [4] (Gator, 1946)
 5—Utah [26] [1] & New Mexico [0] [4] (Sun, 1939)

FEWEST PASSING YARDS**(Followed by Comp.-Att.-Int.)**

-50—U. of Mexico [0] vs. Southwestern (Tex.) [35] (Sun, 1945) (2-9-3)
 -2—Oklahoma [40] vs. Houston [14] (Sun, 1981) (1-5-1)
 0—Army [28] vs. Alabama [29] (John Hancock Sun, 1988) (0-6-1)
 0—Missouri [35] vs. Alabama [10] (Gator, 1968) (0-6-2)
 0—(D) Missouri [14] vs. Georgia Tech [10] (Bluebonnet, 1962) (0-7-2)
 0—(D) New Mexico [28] vs. Western Mich. [12] (Aviation, 1961) (0-4-0)
 0—Utah St. [13] vs. New Mexico St. [20] (Sun, 1960) (0-4-0)

0—Georgia Tech (7) vs. Pittsburgh (0) (Sugar, 1956) (0-3-1)
 0—Arkansas (0) vs. LSU (0) (Cotton, 1947) (0-4-1)
 0—Rice (8) vs. Tennessee (0) (Orange, 1947) (0-4-2)
 0—Miami (Fla.) (13) vs. Holy Cross (6) (Orange, 1946) (0-10-3)
 0—Fordham (2) vs. Missouri (0) (Sugar, 1942) (0-4-0)
 0—Tulane (13) vs. Texas A&M (14) (Sugar, 1940) (0-4-0)
 0—Arizona St. (0) vs. Catholic (0) (Sun, 1940) (0-7-2)
 0—West Virginia (7) vs. Texas Tech (6) (Sun, 1938) (0-7-0)
 0—California (0) vs. Wash. & Jeff. (0) (Rose, 1922)
 0—Oregon (6) vs. Harvard (7) (Rose, 1920)

FEWEST PASSING YARDS, BOTH TEAMS

16—Arkansas (0) [0] & LSU (0) [16] (Cotton, 1947)
 16—Arizona St. (0) [0] & Catholic (0) [16] (Sun, 1940)
 21—Fordham (2) [0] & Missouri (0) [21] (Sugar, 1942)
 32—Rice (8) [0] & Tennessee (0) [32] (Orange, 1947)
 40—Kentucky (21) [16] & North Carolina (0) [24] (Peach, 1976)
 40—Baylor (13) [24] & Tennessee (7) [16] (Sugar, 1957)
 52—Colorado (27) [25] & Clemson (21) [27] (Orange, 1957)
 59—Miami (Fla.) (13) [0] & Holy Cross (6) [59] (Orange, 1946)
 60—North Carolina (26) [10] & Texas (10) [50] (Sun, 1982)
 62—Southern California (25) [45] & Tennessee (0) [17] (Rose, 1945)
 68—Penn St. (7) [41] & Alabama (0) [27] (Liberty, 1959)
 68—Missouri (35) [0] & Alabama (10) [68] (Gator, 1968)
 74—Oklahoma (41) [23] & Wyoming (7) [51] (Fiesta, 1976)
 75—Southwestern (Tex.) (7) [65] & New Mexico (0) [10] (Sun, 1944)
 77—Utah (26) [18] & New Mexico (0) [59] (Sun, 1939)
 78—Texas (16) [32] & Tennessee (0) [46] (Cotton, 1953)

LOWEST COMPLETION PERCENTAGE

(Followed by Comp.-Att.-Int.)
 .000—Army (28) vs. Alabama (29) (John Hancock Sun, 1988) (0-6-1)
 .000—Missouri (35) vs. Alabama (10) (Gator, 1968) (0-6-2)
 .000—[D] Missouri (14) vs. Georgia Tech (10) (Bluebonnet, 1962) (0-7-2)
 .000—[D] New Mexico (28) vs. Western Mich. (12) (Aviation, 1961) (0-4-0)
 .000—Utah St. (13) vs. New Mexico St. (20) (Sun, 1960) (0-4-0)
 .000—Georgia Tech (7) vs. Pittsburgh (0) (Sugar, 1956) (0-3-1)
 .000—Arkansas (0) vs. LSU (0) (Cotton, 1947) (0-4-1)
 .000—Rice (8) vs. Tennessee (0) (Orange, 1947) (0-4-2)
 .000—Miami (Fla.) (13) vs. Holy Cross (6) (Orange, 1946) (0-10-3)
 .000—Fordham (2) vs. Missouri (0) (Sugar, 1942) (0-4-0)
 .000—Tulane (13) vs. Texas A&M (14) (Sugar, 1940) (0-4-0)
 .000—Arizona St. (0) vs. Catholic (0) (Sun, 1940) (0-7-2)
 .000—West Virginia (7) vs. Texas Tech (6) (Sun, 1938) (0-7-0)

FEWEST YARDS PER PASS ATTEMPT

5.6—U. of Mexico (0) vs. Southwestern (Tex.) (35) (Sun, 1945) (9 for -50)
 0.4—Oklahoma (40) vs. Houston (14) (Sun, 1981) (5 for -2)
 0.0—Army (28) vs. Alabama (29) (John Hancock Sun, 1988) (6 for 0)
 0.0—Missouri (35) vs. Alabama (10) (Gator, 1968) (6 for 0)
 0.0—[D] Missouri (14) vs. Georgia Tech (10) (Bluebonnet, 1962) (7 for 0)
 0.0—[D] New Mexico (28) vs. Western Mich. (12) (Aviation, 1961) (4 for 0)
 0.0—Utah St. (13) vs. New Mexico St. (20) (Sun, 1960) (4 for 0)
 0.0—Georgia Tech (7) vs. Pittsburgh (0) (Sugar, 1956) (3 for 0)
 0.0—Arkansas (0) vs. LSU (0) (Cotton, 1947) (4 for 0)
 0.0—Rice (8) vs. Tennessee (0) (Orange, 1947) (4 for 0)
 0.0—Miami (Fla.) (13) vs. Holy Cross (6) (Orange, 1946) (10 for 0)
 0.0—Fordham (2) vs. Missouri (0) (Sugar, 1942) (4 for 0)
 0.0—Tulane (13) vs. Texas A&M (14) (Sugar, 1940) (4 for 0)
 0.0—Arizona St. (0) vs. Catholic (0) (Sun, 1940) (7 for 0)
 0.0—West Virginia (7) vs. Texas Tech (6) (Sun, 1938) (7 for 0)

FEWEST YARDS PER PASS COMPLETION

(Minimum 1 completion)

25.0—U. of Mexico (0) vs. Southwestern (Tex.) (35) (Sun, 1945) (2 for -50)
 2.0—Oklahoma (40) vs. Houston (14) (Sun, 1981) (1 for -2)
 3.0—West Virginia (14) vs. South Carolina (3) (Peach, 1969) (1 for 3)
 3.2—LSU (0) vs. Arkansas (0) (Cotton, 1947) (5 for 16)
 3.3—New Mexico (0) vs. Southwestern (Tex.) (7) (Sun, 1944) (3 for 10)
 3.3—North Carolina (26) vs. Texas (10) (Sun, 1982) (3 for 10)
 4.5—Alabama (34) vs. Miami (Fla.) (13) (Sugar, 1993) (4 for 18)
 4.6—Texas (14) vs. Georgia Tech (7) (Cotton, 1943) (5 for 23)
 4.8—UTEP (33) vs. Georgetown (20) (Sun, 1950) (5 for 24)
 5.3—Case Reserve (26) vs. Arizona St. (13) (Sun, 1941) (3 for 16)
 5.3—Arkansas (3) vs. UCLA (17) (Cotton, 1989) (4 for 21)

Scoring

MOST TOUCHDOWNS

10—Nebraska (66) vs. Northwestern (17) (Alamo, 2000) (6 rush, 4 pass)
 9—Marshall (64) vs. East Caro. (61) (2 ot) (GMAC, 2001) (3 rush, 4 pass, 2 interception returns)
 9—Illinois (63) vs. Virginia (21) (Micronpc.com, 1999) (6 rush, 3 pass)
 9—Texas A&M (65) vs. Brigham Young (14) (Holiday, 1990) (5 rush, 4 pass)
 9—Alabama (61) vs. Syracuse (6) (Orange, 1953) (4 rush, 3 pass, 1 punt return, 1 interception return)
 9—[D] Centre (63) vs. TCU (7) (Fort Worth Classic, 1921) (8 rush, 1 blocked punt recovery in end zone)
 8—North Carolina St. (56) vs. Kansas (26) (Tangerine, 2003) (3 rush, 5 pass)

8—Florida (56) vs. Maryland (23) (Orange, 2002) (3 rush, 5 pass)
 8—Colorado (62) vs. Boston College (28) (Insight.com, 1999) (5 rush, 2 interception return, 1 punt return)
 8—Nebraska (62) vs. Florida (24) (Fiesta, 1996) (6 rush, 1 pass, 1 interception return)
 8—Kansas St. (54) vs. Colorado St. (21) (Holiday, 1995) (4 rush, 4 pass)
 8—Oklahoma St. (62) vs. Wyoming (14) (Holiday, 1988) (6 rush, 2 pass)
 8—Toledo (56) vs. Davidson (33) (Tangerine, 1969) (4 rush, 3 pass, 1 fumble return)
 7—Oregon St. (55) vs. New Mexico (14) (Las Vegas, 2003) (4 rush, 3 pass)
 7—Hawaii (54) vs. Houston (48) (3 ot) (Hawaii, 2003) (2 rush, 5 pass)
 7—California (52) vs. Virginia Tech (49) (Insight, 2003) (2 rush, 4 pass, 1 punt return)
 7—Virginia Tech (49) vs. California (52) (Insight, 2003) (5 rush, 2 pass)
 7—Texas Tech (55) vs. Clemson (15) (Tangerine, 2002) (1 rush, 5 pass, 1 punt return)
 7—LSU (47) vs. Illinois (34) (Sugar, 2002) (4 rush, 3 pass)
 7—Clemson (49) vs. Louisiana Tech (24) (Humanitarian, 2001) (2 rush, 5 pass)
 7—East Caro. (61) vs. Marshall (64) (2 ot) (GMAC, 2001) (5 rush, 1 fumble return, 1 interception return)
 7—West Virginia (49) vs. Mississippi (38) (Music City, 2000) (1 rush, 5 pass, 1 kickoff return)
 7—[D] Washington (51) vs. Michigan St. (23) (Aloha, 1997) (3 rush, 2 pass, 2 interception returns)
 7—Texas Tech (55) vs. Air Force (41) (Copper, 1995) (6 rush, 1 pass)
 7—Southern California (55) vs. Texas Tech (14) (Cotton, 1995) (1 rush, 5 pass, 1 interception return)
 7—UNLV (52) vs. Central Mich. (24) (Las Vegas, 1994) (3 rush, 3 pass, 1 fumble return)
 7—Kansas St. (52) vs. Wyoming (17) (Copper, 1993) (3 rush, 2 pass, 1 punt return, 1 interception return)
 7—Oklahoma (48) vs. Virginia (14) (Gator, Dec. 29, 1991) (4 rush, 2 pass, 1 blocked punt return)
 7—[D] Texas Tech (49) vs. Duke (21) (All-American, 1989) (6 rush, 1 pass)
 7—[D] Fresno St. (51) vs. Bowling Green (7) (California, 1985) (4 rush, 3 pass)
 7—[D] Iowa (55) vs. Texas (17) (Freedom, 1984) (1 rush, 6 pass)
 7—[D] Houston (47) vs. Tulane (7) (Bluebonnet, 1973) (7 rush)
 7—Arizona St. (49) vs. Missouri (35) (Fiesta, 1972) (5 rush, 2 pass)
 7—North Carolina St. (49) vs. West Virginia (13) (Peach, 1972) (4 rush, 3 pass)
 7—Arizona St. (48) vs. North Carolina (26) (Peach, 1970) (6 rush, 1 pass)
 7—Houston (49) vs. Miami (Ohio) (21) (Tangerine, 1962) (4 rush, 2 pass, 1 punt return)
 7—Oklahoma (48) vs. Duke (21) (Orange, 1958) (3 rush, 2 pass, 1 interception return, 1 intercepted lateral return)
 7—UTEP (47) vs. Florida St. (20) (Sun, 1955) (4 rush, 3 pass)
 7—Michigan (49) vs. Southern California (0) (Rose, 1948) (3 rush, 4 pass)
 7—Illinois (45) vs. UCLA (14) (Rose, 1947) (5 rush, 2 interception returns)

MOST TOUCHDOWNS, BOTH TEAMS

16—Marshall (64) [9] & East Caro. (61) (2 ot) [7] (GMAC, 2001)
 14—California (52) [7] & Virginia Tech (49) [7] (Insight, 2003)
 13—Hawaii (54) [7] & Houston (48) [6] (3 ot) (Hawaii, 2003)
 13—Texas Tech (55) [7] & Air Force (41) [6] (Copper, 1995)
 13—Richmond (49) [7] & Ohio (42) [6] (Tangerine, 1968)
 12—LSU (47) [7] & Illinois (34) [5] (Sugar, 2002)
 12—Nebraska (66) [10] & Northwestern (17) [2] (Alamo, 2000)
 12—Colorado (62) [8] & Boston College (28) [4] (Insight.com, 1999)
 12—Illinois (63) [9] & Virginia (21) [3] (Micronpc.com, 1999)
 12—[D] Colorado (51) [6] & Oregon (43) [6] (Aloha, 1998)
 11—North Carolina St. (56) [8] & Kansas (26) [3] (Tangerine, 2003)
 11—Florida (56) [8] & Maryland (23) [3] (Orange, 2002)
 11—Texas (47) [6] & Washington (43) [5] (Holiday, 2001)
 11—West Virginia (49) [7] & Mississippi (38) [4] (Music City, 2000)
 11—Idaho (42) [6] & Southern Miss. (35) [5] (Humanitarian, 1998)
 11—[D] Navy (42) [6] & California (38) [5] (Aloha, 1996)
 11—Nebraska (62) [8] & Florida (24) [3] (Fiesta, 1996)
 11—Kansas St. (54) [8] & Colorado St. (21) [3] (Holiday, 1995)
 11—Washington (46) [6] & Iowa (34) [5] (Rose, 1991)
 11—Texas A&M (65) [9] & Brigham Young (14) [2] (Holiday, 1990)
 11—Penn St. (50) [6] & Brigham Young (39) [5] (Holiday, 1989)
 11—Arizona St. (49) [7] & Missouri (35) [4] (Fiesta, 1971)
 11—Arizona St. (48) [7] & North Carolina (26) [4] (Peach, 1970)
 11—Southern California (42) [6] & Wisconsin (37) [5] (Rose, 1963)
 10—Clemson (49) [7] & Louisiana Tech (24) [3] (Humanitarian, 2001)
 10—Marshall (48) [6] & Louisville (29) [4] (Motor City, 1998)
 10—[D] Washington (51) [7] & Michigan St. (23) [3] (Aloha, 1997)
 10—UNLV (52) [7] & Central Mich. (24) [3] (Las Vegas, 1994)
 10—Utah St. (42) [6] & Ball St. (33) [4] (Las Vegas, 1993)
 10—East Caro. (37) [5] & North Carolina St. (34) [5] (Peach, 1992)
 10—[D] Texas Tech (49) [7] & Duke (21) [3] (All-American, 1989)
 10—Mississippi (42) [6] & Air Force (29) [4] (Liberty, 1989)
 10—Oklahoma St. (62) [8] & Wyoming (14) [2] (Holiday, 1988)
 10—Boston College (45) [6] & Houston (28) [4] (Cotton, 1985)
 10—Colorado (47) [6] & Alabama (33) [4] (Liberty, 1969)
 10—[D] Nebraska (36) [5] & Miami (Fla.) (34) [5] (Gotham, 1962)
 10—UTEP (47) [7] & Florida St. (20) [3] (Sun, 1955)
 10—Alabama (61) [9] & Syracuse (6) [1] (Orange, 1953)

MOST TOUCHDOWNS RUSHING

8—[D] Centre (63) vs. TCU (7) (Fort Worth Classic, 1921)
 7—Georgia Tech (52) vs. Tulsa (10) (Humanitarian, 2004)
 7—[D] Houston (47) vs. Tulane (7) (Bluebonnet, 1973)
 6—Nebraska (66) vs. Northwestern (17) (Alamo, 2000)

6—Illinois (63) vs. Virginia (21) (Micronpc.com, 1999)
 6—Nebraska (42) vs. Tennessee (17) (Orange, 1998)
 6—(D) Navy (42) vs. California (38) (Aloha, 1996)
 6—Nebraska (62) vs. Florida (24) (Fiesta, 1996)
 6—Texas Tech (55) vs. Air Force (41) (Copper, 1995)
 6—Air Force (41) vs. Texas Tech (55) (Copper, 1995)
 6—Texas Tech (49) vs. Duke (21) (All-American, 1989)
 6—Oklahoma St. (62) vs. Wyoming (14) (Holiday, 1988)
 6—Oklahoma (42) vs. Arkansas (8) (Orange, 1987)
 6—Ohio St. (47) vs. Brigham Young (17) (Holiday, 1982)
 6—Oklahoma St. (49) vs. Brigham Young (21) (Tangerine, 1976)
 6—Arizona St. (48) vs. North Carolina (26) (Peach, 1970)
 6—Michigan (49) vs. Stanford (0) (Rose, 1902)

MOST TOUCHDOWNS RUSHING, BOTH TEAMS

12—Texas Tech (55) [6] & Air Force (41) [6] (Copper, 1995)
 9—Arizona St. (48) [6] & North Carolina (26) [3] (Peach, 1970)
 8—Marshall (64) [3] & East Caro. (61) [5] [2 ot] (GMAC, 2001)
 8—Oklahoma St. (62) [6] & Wyoming (14) [2] (Holiday, 1988)
 8—Colorado (47) [5] & Alabama (33) [3] (Liberty, 1969)
 7—Georgia Tech (52) [7] & Tulsa (10) [0] (Humanitarian, 2004)
 7—California (52) [5] & Virginia Tech (49) [2] (Insight, 2003)
 7—Nebraska (66) [6] & Northwestern (17) [1] (Alamo, 2000)
 7—Illinois (63) [6] & Virginia (21) [1] (Micronpc.com, 1999)
 7—(D) Navy (42) [6] & California (38) [1] (Aloha, 1996)
 7—Nebraska (62) [6] & Florida (24) [1] (Fiesta, 1996)
 7—Kansas St. (54) [4] & Colorado St. (21) [3] (Holiday, 1995)
 7—Oklahoma (42) [6] & Arkansas (8) [1] (Orange, 1987)
 7—Oklahoma St. (35) [4] & West Virginia (33) [3] (John Hancock Sun, 1987)
 7—UCLA (45) [5] & Iowa (28) [2] (Rose, 1986)
 7—Oklahoma St. (49) [6] & Brigham Young (21) [1] (Tangerine, 1976)
 7—Arizona St. (49) [5] & Missouri (35) [2] (Fiesta, 1972)
 7—Penn St. (41) [5] & Oregon (12) [2] (Liberty, 1960)

MOST TOUCHDOWNS PASSING

6—(D) Iowa (55) vs. Texas (17) (Freedom, 1984)
 5—North Carolina St. (56) vs. Kansas (26) (Tangerine, 2003)
 5—Hawaii (54) vs. Houston (48) (3 ot) (Hawaii, 2003)
 5—Texas Tech (55) vs. Clemson (15) (Tangerine, 2002)
 5—Florida (56) vs. Maryland (23) (Orange, 2002)
 5—Illinois (34) vs. LSU (47) (Sugar, 2002)
 5—Clemson (49) vs. Louisiana Tech (24) (Humanitarian, 2001)
 5—West Virginia (49) vs. Mississippi (38) (Music City, 2000)
 5—Southern California (55) vs. Texas Tech (14) (Cotton, 1995)
 5—Florida St. (41) vs. Nebraska (17) (Fiesta, 1990)
 5—Florida St. (36) vs. Oklahoma (19) (Gator, Jan. 2, 1965)
 4—Virginia Tech (49) vs. California (52) (Insight, 2003)
 4—Texas Tech (38) vs. Navy (14) (Houston, 2003)
 4—Marshall (38) vs. Louisville (15) (GMAC, 2002)
 4—Oregon (38) vs. Colorado (16) (Fiesta, 2002)
 4—Fresno St. (35) vs. Michigan St. (44) (Silicon Valley, 2001)
 4—Texas (47) vs. Washington (43) (Holiday, 2001)
 4—Marshall (64) vs. East Caro. (61) [2 ot] (GMAC, 2001)
 4—Nebraska (66) vs. Northwestern (17) (Alamo, 2000)
 4—Purdue (25) vs. Georgia (28) (ot) (Outback, 2000)
 4—Michigan (35) vs. Alabama (34) (ot) (Orange, 2000)
 4—Florida St. (46) vs. Virginia Tech (29) (Sugar, 2000)
 4—Marshall (48) vs. Louisville (29) (Motor City, 1998)
 4—West Virginia (31) vs. Missouri (34) (Insight.com, 1998)
 4—Colorado (51) vs. Oregon (43) (Aloha, 1998)
 4—Tennessee (48) vs. Northwestern (28) (Florida Citrus, 1997)
 4—Kansas St. (35) vs. Syracuse (18) (Fiesta, 1997)
 4—Florida St. (31) vs. Notre Dame (26) (Orange, 1996)
 4—Penn St. (43) vs. Auburn (14) (Outback, 1996)
 4—Kansas St. (54) vs. Colorado St. (21) (Holiday, 1995)
 4—Penn St. (42) vs. Tennessee (17) (Fiesta, 1992)
 4—East Caro. (37) vs. North Carolina St. (34) (Peach, 1992)
 4—Miami (Fla.) (46) vs. Texas (3) (Cotton, 1991)
 4—Michigan (35) vs. Mississippi (3) (Gator, Jan. 1, 1991)
 4—Texas A&M (65) vs. Brigham Young (14) (Holiday, 1990)
 4—UCLA (45) vs. Illinois (9) (Rose, 1984)
 4—Purdue (28) vs. Missouri (25) (Liberty, 1980)
 4—Pittsburgh (34) vs. Clemson (3) (Gator, 1977)
 4—Florida St. (40) vs. Texas Tech (17) (Tangerine, 1977)
 4—Davidson (33) vs. Toledo (56) (Tangerine, 1969)
 4—Richmond (49) vs. Ohio (42) (Tangerine, 1968)
 4—Ohio (42) vs. Richmond (49) (Tangerine, 1968)
 4—Southern California (42) vs. Wisconsin (37) (Rose, 1963)
 4—Michigan (49) vs. Southern California (0) (Rose, 1948)
 4—Georgia (40) vs. TCU (26) (Orange, 1942)
 4—Southern California (47) vs. Pittsburgh (14) (Rose, 1930)

MOST TOUCHDOWNS PASSING, BOTH TEAMS

8—LSU (47) [3] & Illinois (34) [5] (Sugar, 2002)
 8—West Virginia (49) [5] & Mississippi (38) [3] (Music City, 2000)
 8—(D) Iowa (55) [6] & Texas (17) [2] (Freedom, 1984)
 8—Richmond (49) [4] & Ohio (42) [4] (Tangerine, 1968)

7—North Carolina St. (56) [5] & Kansas (26) [2] (Tangerine, 2003)
 7—Hawaii (54) [5] & Houston (48) [2] (3 ot) (Hawaii, 2003)
 7—Michigan St. (44) [3] & Fresno St. (35) [4] (Silicon Valley, 2001)
 7—Florida St. (31) [4] & Notre Dame (26) [3] (Orange, 1996)
 7—East Caro. (37) [4] & North Carolina St. (34) [3] (Peach, 1992)
 7—Toledo (56) [3] & Davidson (33) [4] (Tangerine, 1969)
 7—Georgia (40) [4] & TCU (26) [3] (Orange, 1942)
 6—California (52) [2] & Virginia Tech (49) [4] (Insight, 2003)
 6—Texas Tech (55) [5] & Clemson (15) [1] (Tangerine, 2002)
 6—Florida (56) [5] & Maryland (23) [1] (Orange, 2002)
 6—Clemson (49) [5] & Louisiana Tech (24) [1] (Humanitarian, 2001)
 6—Texas (47) [4] & Washington (43) [2] (Holiday, 2001)
 6—Michigan St. (37) [3] & Florida (34) [3] (Florida Citrus, 2000)
 6—Purdue (37) [3] & Kansas St. (34) [3] (Alamo, 1998)
 6—Tennessee (48) [4] & Northwestern (28) [2] (Florida Citrus, 1997)
 6—Mississippi (34) [3] & Marshall (31) [3] (Motor City, 1997)
 6—Southern California (55) [5] & Texas Tech (14) [1] (Cotton, 1995)
 6—(D) Kansas (51) [3] & UCLA (30) [3] (Aloha, 1995)
 6—Utah St. (42) [3] & Ball St. (33) [3] (Las Vegas, 1993)
 6—Miami (Fla.) (33) [3] & Alabama (25) [3] (Sugar, 1990)
 6—Florida St. (41) [5] & Nebraska (17) [1] (Fiesta, 1990)
 6—Texas A&M (65) [4] & Brigham Young (14) [2] (Holiday, 1990)
 6—Florida St. (36) [5] & Oklahoma (19) [1] (Gator, Jan. 2, 1965)
 6—Southern California (42) [4] & Wisconsin (37) [2] (Rose, 1963)

MOST FIELD GOALS MADE

5—Minnesota (29) vs. Arkansas (14) (Music City, 2002) (24, 45, 21, 22, 29 yards)
 5—Texas A&M (22) vs. Michigan (20) (Alamo, 1995) (27, 49, 47, 31, 37 yards)
 5—Mississippi St. (24) vs. North Carolina St. (28) (Peach, Jan. 1, 1995) (37, 21, 29, 36, 30 yards)
 5—Florida (28) vs. Notre Dame (39) (Sugar, 1992) (26, 24, 36, 37, 24 yards)
 5—Maryland (23) vs. Tennessee (30) (Florida Citrus, 1983) (18, 48, 31, 22, 26 yards)
 4—Georgia (26) vs. Florida St. (13) (Sugar, 2003) (23, 42, 25, 35 yards)
 4—Oklahoma St. (33) vs. Southern Miss. (23) (Houston, 2002) (46, 52, 29, 23 yards)
 4—Washington St. (33) vs. Purdue (27) (Sun, 2001) (47, 34, 30, 37 yards)
 4—Iowa (19) vs. Texas Tech (16) (Alamo, 2001) (36, 31, 46, 47 yards)
 4—East Caro. (61) vs. Marshall (64) [2 ot] (GMAC, 2001) (25, 22, 32, 37 yards)
 4—East Caro. (19) vs. Stanford (13) (Liberty, 1995) (46, 26, 41, 34 yards)
 4—Oklahoma (25) vs. Penn St. (10) (Orange, 1986) (26, 31, 21, 22 yards)
 4—North Carolina (26) vs. Texas (10) (Sun, 1982) (53, 47, 24, 42 yards)
 4—Texas A&M (33) vs. Oklahoma St. (16) (Independence, 1981) (33, 32, 50, 18 yards)
 4—West Virginia (26) vs. Florida (6) (Peach, Dec. 31, 1981) (35, 42, 49, 24 yards)
 4—Missouri (19) vs. Southern Miss. (17) (Tangerine, 1981) (45, 41, 30, 28 yards)
 4—Nebraska (45) vs. Georgia (6) (Sun, 1969) (50, 32, 42, 37 yards)
 4—Alabama (12) vs. Mississippi (7) (Sugar, 1964) (46, 31, 34, 48 yards)

MOST FIELD GOALS MADE, BOTH TEAMS**(At Least One Field Goal by Both Teams)**

7—Iowa (19) [4] & Texas Tech (16) [3] (Alamo, 2001)
 7—Texas A&M (22) [5] & Michigan (20) [2] (Alamo, 1995)
 7—North Carolina St. (28) [2] & Mississippi St. (24) [5] (Peach, Jan. 1, 1995)
 6—Washington St. (33) [4] & Purdue (27) [2] (Sun, 2001)
 6—Toledo (23) [3] & Cincinnati (16) [3] (Motor City, 2001)
 6—Notre Dame (39) [1] & Florida (28) [5] (Sugar, 1992)
 6—Syracuse (16) [3] & Auburn (16) [3] (Sugar, 1988)
 6—Tennessee (30) [1] & Maryland (23) [5] (Florida Citrus, 1983)
 5—Ohio St. (31) [3] & Miami (Fla.) (24) [2] [2 ot] (Fiesta, 2003)
 5—Texas (47) [2] & Washington (43) [3] (Holiday, 2001)
 5—Marshall (64) [1] & East Caro. (61) [2 ot] [4] (GMAC, 2001)
 5—LSU (27) [2] & Notre Dame (9) [3] (Independence, 1997)
 5—Penn St. (50) [3] & Brigham Young (39) [2] (Holiday, 1989)
 5—Oklahoma (25) [4] & Penn St. (10) [1] (Orange, 1986)
 5—North Carolina (26) [4] & Texas (10) [1] (Sun, 1982)
 5—Texas A&M (33) [4] & Oklahoma St. (16) [1] (Independence, 1981)
 5—Missouri (19) [4] & Southern Miss. (17) [1] (Tangerine, 1981)
 5—Penn St. (9) [3] & Tulane (6) [2] (Liberty, 1979)
 5—Penn St. (30) [3] & Texas (6) [2] (Cotton, 1972)

MOST POINTS, WINNING TEAM

66—Nebraska vs. Northwestern (17) (Alamo, 2000)
 65—Texas A&M vs. Brigham Young (14) (Holiday, 1990)
 64—Marshall vs. East Caro. (61) [2 ot] (GMAC, 2001)
 63—Illinois vs. Virginia (21) (Micronpc.com, 1999)
 62—Colorado vs. Boston College (28) (Insight.com, 1999)
 62—Nebraska vs. Florida (24) (Fiesta, 1996)
 62—Oklahoma St. vs. Wyoming (14) (Holiday, 1988)
 61—Alabama vs. Syracuse (6) (Orange, 1953)
 56—North Carolina St. vs. Kansas (26) (Tangerine, 2003)
 56—Florida vs. Maryland (23) (Orange, 2002)
 56—Toledo vs. Davidson (33) (Tangerine, 1969)
 55—Oregon St. vs. New Mexico (14) (Las Vegas, 2003)
 55—Texas Tech vs. Clemson (15) (Tangerine, 2002)
 55—Texas Tech vs. Air Force (41) (Copper, 1995)
 55—Southern California vs. Texas Tech (14) (Cotton, 1995)
 55—(D) Iowa vs. Texas (17) (Freedom, 1984)
 54—Hawaii vs. Houston (48) (3 ot) (Hawaii, 2003)

54—Kansas St. vs. Colorado St. (21) (Holiday, 1995)
 52—Georgia Tech vs. Tulsa (10) (Humanitarian, 2004)
 52—California vs. Virginia Tech (49) (Insight, 2003)
 52—Florida vs. Florida St. (20) (Sugar, 1997)
 52—UNLV vs. Central Mich. (24) (Las Vegas, 1994)
 52—Kansas St. vs. Wyoming (17) (Copper, 1993)
 51—Boston College vs. Toledo (25) (Motor City, 2002)
 51—(D) Colorado vs. Oregon (43) (Aloha, 1998)
 51—(D) Washington vs. Michigan St. (23) (Aloha, 1997)
 51—(D) Kansas vs. UCLA (30) (Aloha, 1995)
 51—(D) Fresno St. vs. Bowling Green (7) (California, 1985)
 50—Penn St. vs. Brigham Young (39) (Holiday, 1989)

MOST POINTS, LOSING TEAM

61—East Caro. vs. Marshall (64) (2 ot) (GMAC, 2001)
 49—Virginia Tech vs. California (52) (Insight, 2003)
 48—Houston vs. Hawaii (54) (3 ot) (Hawaii, 2003)
 45—Southern Methodist vs. Brigham Young (46) (Holiday, 1980)
 43—Washington vs. Texas (47) (Holiday, 2001)
 43—(D) Oregon vs. Colorado (51) (Aloha, 1998)
 42—Ohio vs. Richmond (49) (Tangerine, 1968)
 41—Texas A&M vs. Mississippi St. (43) (ot) (Independence, 2000)
 41—Air Force vs. Texas Tech (55) (Copper, 1995)
 39—Brigham Young vs. Penn St. (50) (Holiday, 1989)
 38—Mississippi vs. West Virginia (49) (Music City, 2000)
 38—(D) California vs. Navy (42) (Aloha, 1996)
 38—San Diego St. vs. Iowa (39) (Holiday, 1986)
 38—Florida St. vs. Arizona St. (45) (Fiesta, 1971)
 37—Nevada vs. Toledo (40) (ot) (Las Vegas, 1995)
 37—Miami (Fla.) vs. UCLA (39) (Fiesta, 1985)
 37—Brigham Young vs. Indiana (38) (Holiday, 1979)
 37—Wisconsin vs. Southern California (42) (Rose, 1963)
 35—Washington St. vs. Brigham Young (38) (Holiday, 1981)
 35—Fresno St. vs. Michigan St. (44) (Silicon Valley, 2001)
 35—Oregon vs. Wake Forest (39) (Independence, 1992)
 35—Missouri vs. Arizona St. (49) (Fiesta, 1972)
 34—Illinois vs. LSU (47) (Sugar, 2002)
 34—Fresno St. vs. Air Force (37) (Silicon Valley, 2000)
 34—Alabama vs. Michigan (35) (ot) (Orange, 2000)
 34—Florida vs. Michigan St. (37) (Florida Citrus, 2000)
 34—Kansas St. vs. Purdue (37) (Alamo, 1998)
 34—Nevada vs. Bowling Green (35) (Las Vegas, 1992)
 34—North Carolina St. vs. East Caro. (37) (Peach, 1992)
 34—Iowa vs. Washington (46) (Rose, 1991)
 34—Houston vs. Notre Dame (35) (Cotton, 1979)
 34—(D) Miami (Fla.) vs. Nebraska (36) (Gotham, 1962)

MOST POINTS, BOTH TEAMS

125—Marshall (64) & East Caro. (61) (2 ot) (GMAC, 2001)
 102—Hawaii (54) & Houston (48) (3 ot) (Hawaii, 2003)
 101—California (52) & Virginia Tech (49) (Insight, 2003)
 96—Texas Tech (55) & Air Force (41) (Copper, 1995)
 94—(D) Colorado (51) & Oregon (43) (Aloha, 1998)
 91—Brigham Young (46) & Southern Methodist (45) (Holiday, 1980)
 91—Richmond (49) & Ohio (42) (Tangerine, 1968)
 90—Texas (47) & Washington (43) (Holiday, 2001)
 90—Colorado (62) & Boston College (28) (Insight.com, 1999)
 89—Penn St. (50) & Brigham Young (39) (Holiday, 1989)
 89—Toledo (56) & Davidson (33) (Tangerine, 1969)
 87—West Virginia (49) & Mississippi (38) (Music City, 2000)
 86—Nebraska (62) & Florida (24) (Fiesta, 1996)
 84—Mississippi St. (43) & Texas A&M (41) (ot) (Independence, 2000)
 84—Illinois (63) & Virginia (21) (Micronpc.com, 1999)
 84—Arizona St. (49) & Missouri (35) (Fiesta, 1972)
 83—Nebraska (66) & Northwestern (17) (Alamo, 2000)
 83—Arizona St. (45) & Florida St. (38) (Fiesta, 1971)
 82—North Carolina St. (56) & Kansas (26) (Tangerine, 2003)
 81—LSU (47) & Illinois (34) (Sugar, 2002)
 81—(D) Kansas (51) & UCLA (30) (Aloha, 1995)
 80—(D) Navy (42) & California (38) (Aloha, 1996)
 80—Washington (46) & Iowa (34) (Rose, 1991)
 80—Colorado (47) & Alabama (33) (Liberty, 1969)
 79—Florida (56) & Maryland (23) (Orange, 2002)
 79—Michigan St. (44) & Fresno St. (35) (Silicon Valley, 2001)
 79—Texas A&M (65) & Brigham Young (14) (Holiday, 1990)
 79—Southern California (42) & Wisconsin (37) (Rose, 1963)
 77—Miami (Ohio) (49) & Louisville (28) (GMAC, 2003)
 77—Marshall (48) & Louisville (29) (Motor City, 1998)
 77—Idaho (42) & Southern Miss. (35) (Humanitarian, 1998)
 77—Toledo (40) & Nevada (37) (ot) (Las Vegas, 1995)
 77—Iowa (39) & San Diego St. (38) (Holiday, 1986)
 76—Boston College (51) & Toledo (25) (Motor City, 2002)
 76—Michigan (45) & Arkansas (31) (Florida Citrus, 1999)
 76—Tennessee (48) & Northwestern (28) (Florida Citrus, 1997)
 76—UNLV (52) & Central Mich. (24) (Las Vegas, 1994)
 76—Oklahoma St. (62) & Wyoming (14) (Holiday, 1988)

75—Florida St. (46) & Virginia Tech (29) (Sugar, 2000)
 75—Kansas St. (54) & Colorado St. (21) (Holiday, 1995)
 75—Utah St. (42) & Ball St. (33) (Las Vegas, 1993)
 75—Indiana (38) & Brigham Young (37) (Holiday, 1979)
 75—Houston (47) & Miami (Ohio) (28) (Tangerine, 1962)

LARGEST MARGIN OF VICTORY

55—Alabama (61) vs. Syracuse (6) (Orange, 1953)
 51—Texas A&M (65) vs. Brigham Young (14) (Holiday, 1990)
 49—Nebraska (66) vs. Northwestern (17) (Alamo, 2000)
 48—Oklahoma St. (62) vs. Wyoming (14) (Holiday, 1988)
 44—(D) Fresno St. (51) vs. Bowling Green (7) (California, 1985)
 43—Miami (Fla.) (46) vs. Texas (3) (Cotton, 1991)
 42—Georgia Tech (52) vs. Tulsa (10) (Humanitarian, 2004)
 42—Illinois (63) vs. Virginia (21) (Micronpc.com, 1999)
 42—Texas (42) vs. Maryland (0) (Sun, 1978)
 41—Oregon St. (55) vs. New Mexico (14) (Las Vegas, 2003)
 41—Syracuse (41) vs. Clemson (0) (Gator, 1996)
 41—Southern California (55) vs. Texas Tech (14) (Cotton, 1995)
 40—Texas Tech (55) vs. Clemson (15) (Tangerine, 2002)
 40—(D) Houston (47) vs. Tulane (7) (Bluebonnet, 1973)
 39—North Carolina (42) vs. Virginia Tech (3) (Gator, 1998)
 39—Nebraska (45) vs. Georgia (6) (Sun, 1969)
 38—Stanford (38) vs. Michigan St. (0) (Sun, 1996)
 38—Nebraska (62) vs. Florida (24) (Fiesta, 1996)
 38—(D) Iowa (55) vs. Texas (17) (Freedom, 1984)
 36—North Carolina St. (49) vs. West Virginia (13) (Peach, 1972)
 35—Michigan (42) vs. North Carolina St. (7) (Hall of Fame, 1994)
 35—Kansas St. (52) vs. Wyoming (17) (Copper, 1993)
 35—(D) Houston (35) vs. Navy (0) (Garden State, 1980)
 35—North Carolina (35) vs. Air Force (0) (Gator, 1963)
 35—Oklahoma (35) vs. LSU (0) (Sugar, 1950)
 35—Southwestern (Tex.) (35) vs. U. of Mexico (0) (Sun, 1945)

LARGEST DEFICIT OVERCOME TO WIN

30—Marshall (64) vs. East Caro. (61) (2 ot) (GMAC, 2001) (trailed 38-8 at half)
 25—Georgia (28) vs. Purdue (25) (ot) (Outback, 2000) (trailed 25-0 in 2nd quarter)
 24—North Carolina St. (38) vs. Minnesota (30) (Micronpc.com, 2000) (trailed 24-0 in 2nd quarter)
 22—Brigham Young (46) vs. Southern Methodist (45) (Holiday, 1980) (trailed 35-13 in 3rd quarter and then trailed 45-25 with four minutes remaining in the game)
 22—Notre Dame (35) vs. Houston (34) (Cotton, 1979) (trailed 34-12 in 4th quarter)
 21—Maryland (28) vs. Tennessee (27) (Sun, 1984) (trailed 21-0 at half)
 21—(D) Fresno St. (29) vs. Bowling Green (28) (California, 1982) (trailed 21-0 in 2nd quarter)
 19—Texas (47) vs. Washington (43) (Holiday, 2001) (trailed 36-17 in 3rd quarter)
 19—Wake Forest (39) vs. Oregon (35) (Independence, 1992) (trailed 29-10 in 3rd quarter)
 16—Tennessee (23) vs. Virginia (22) (Sugar, 1991) (trailed 16-0 at half)
 14—Mississippi St. (43) vs. Texas A&M (41) (ot) (Independence, 2000) (trailed 35-21 in 4th quarter)
 14—Colorado (33) vs. Washington (21) (Holiday, 1996) (trailed 14-0 with 3:10 remaining in first quarter)
 14—Rice (28) vs. Colorado (14) (Cotton, 1938) (trailed 14-0 in 2nd quarter)
 13—Wisconsin (21) vs. UCLA (20) (Sun, 2000) (trailed 20-7 in 3rd quarter)
 13—Mississippi (14) vs. TCU (13) (Cotton, 1956) (trailed 13-0 in 2nd quarter)
 11—LSU (28) vs. Georgia Tech (14) (Peach, 2000) (trailed 14-3 in 2nd quarter)
 11—Michigan (27) vs. Nebraska (23) (Fiesta, 1986) (trailed 14-3 in 3rd quarter)

FEWEST POINTS, WINNING TEAM

2—Fordham vs. Missouri (0) (Sugar, 1942)
 3—Tennessee vs. Texas A&M (0) (Gator, 1957)
 3—TCU vs. LSU (2) (Sugar, 1936)
 6—UCLA vs. Illinois (3) (John Hancock, 1991)
 6—Oregon St. vs. Villanova (0) (Liberty, 1962)
 6—Tulsa vs. Texas Tech (0) (Sun, 1942)
 6—Clemson vs. Boston College (3) (Cotton, 1940)
 6—Auburn vs. Michigan St. (0) (Orange, 1938)
 6—Santa Clara vs. LSU (0) (Sugar, 1938)

FEWEST POINTS, LOSING TEAM

0—By many teams

FEWEST POINTS, BOTH TEAMS

0—Air Force (0) & TCU (0) (Cotton, 1959)
 0—Arkansas (0) & LSU (0) (Cotton, 1947)
 0—Arizona St. (0) & Catholic (0) (Sun, 1940)
 0—California (0) & Wash. & Jeff. (0) (Rose, 1922)

MOST POINTS SCORED IN ONE HALF

45—Colorado (62) vs. Boston College (28) (Insight.com, 1999) (1st half)
 45—Oklahoma St. (62) vs. Wyoming (14) (Holiday, 1988) (2nd half)
 43—Marshall (64) vs. East Caro. (61) (2 ot) (GMAC, 2001) (2nd half)
 42—Georgia Tech (52) vs. Tulsa (10) (Humanitarian, 2004) (2nd half)
 42—Boston College (51) vs. Toledo (25) (Motor City, 2002) (1st half)
 42—Illinois (63) vs. Virginia (21) (Micronpc.com, 1999) (1st half)
 42—Toledo (56) vs. Davidson (33) (Tangerine, 1969) (1st half)
 40—Alabama (61) vs. Syracuse (6) (Orange, 1953) (2nd half)
 38—East Caro. (61) vs. Marshall (64) (2 ot) (GMAC, 2001) (1st half)

38—Nebraska (66) vs. Northwestern (17) (Alamo, 2000) (1st half)
 38—Penn St. (50) vs. Brigham Young (39) (Holiday, 1989) (2nd half)
 38—Penn St. (41) vs. Baylor (20) (Cotton, 1975) (2nd half)
 38—Mississippi (41) vs. Georgia Tech (18) (Peach, 1971) (1st half)
 37—Michigan St. (44) vs. Fresno St. (35) (Silicon Valley, 2001) (1st half)
 37—(D) Colorado (51) vs. Oregon (43) (Aloha, 1998) (1st half)
 37—Texas A&M (65) vs. Brigham Young (14) (Holiday, 1990) (1st half)
 35—Clemson (49) vs. Louisiana Tech (24) (Humanitarian, 2001) (2nd half)
 35—West Virginia (49) vs. Mississippi (38) (Music City, 2000) (1st half)
 35—(D) California (38) vs. Navy (42) (Aloha, 1996) (1st half)
 35—Nebraska (62) vs. Florida (24) (Fiesta, 1996) (1st half)
 35—Tennessee (45) vs. Virginia Tech (23) (Gator, 1994) (1st half)
 35—Penn St. (42) vs. Tennessee (17) (Fiesta, 1992) (2nd half)
 35—Southern California (42) vs. Ohio St. (17) (Rose, 1973) (2nd half)
 35—North Carolina St. (49) vs. West Virginia (13) (Peach, 1972) (2nd half)
 35—Houston (49) vs. Miami (Ohio) (21) (Tangerine, 1962) (1st half)
 34—Texas Tech (55) vs. Clemson (15) (Tangerine, 2002) (1st half)
 34—Miami (Fla.) (37) vs. Nebraska (14) (Rose, 2002) (1st half)
 34—LSU (47) vs. Illinois (34) (Sugar, 2002) (1st half)
 34—Air Force (37) vs. Fresno St. (34) (Silicon Valley, 2000) (1st half)
 34—East Caro. (40) vs. Texas Tech (27) (Galleryfurniture.com, 2000) (1st half)
 34—(D) Kansas (51) vs. UCLA (30) (Aloha, 1995) (2nd half)
 34—Southern California (55) vs. Texas Tech (14) (Cotton, 1995) (1st half)
 34—Oklahoma (48) vs. Virginia (14) (Gator, Dec. 29, 1991) (1st half)
 34—Purdue (41) vs. Georgia Tech (21) (Peach, 1978) (1st half)
 34—Oklahoma (48) vs. Duke (21) (Orange, 1958) (2nd half)
 34—UTEP (47) vs. Florida St. (20) (Sun, 1955) (1st half)

MOST POINTS SCORED IN ONE HALF, BOTH TEAMS

64—Kansas (51) [34] & UCLA (30) [30] (Aloha, 1995) (2nd half)
 64—Penn St. (50) [38] & Brigham Young (39) [26] (Holiday, 1989) (2nd half)
 63—(D) Navy (42) [28] & California (38) [35] (Aloha, 1996) (1st half)
 60—Boston College (51) [42] & Toledo (25) [18] (Motor City, 2002) (1st half)
 58—Michigan St. (44) [37] & Fresno St. (35) [21] (Silicon Valley, 2001) (1st half)
 56—Marshall (64) [43] & East Caro. (61) [13] (2 ot) (GMAC, 2001) (2nd half)
 55—Nebraska (66) [38] & Northwestern (17) [17] (Alamo, 2000) (1st half)
 54—Utah St. (42) [21] & Ball St. (33) [33] (Las Vegas, 1993) (2nd half)
 53—Texas (47) [33] & Washington (43) [20] (Holiday, 2001) (2nd half)
 52—California (52) [31] & Virginia Tech (49) [21] (Insight, 2003) (2nd half)
 52—Colorado (62) [45] & Boston College (28) [7] (Insight.com, 1999) (1st half)
 52—Tennessee (48) [31] & Northwestern (28) [21] (Florida Citrus, 1997) (1st half)
 52—Texas Tech (55) [24] & Air Force (41) [28] (Copper, 1995) (2nd half)
 52—Oklahoma St. (62) [45] & Wyoming (14) [7] (Holiday, 1988) (2nd half)
 51—(D) Colorado (51) [37] & Oregon (43) [14] (Aloha, 1998) (1st half)
 51—Penn St. (41) [38] & Baylor (20) [13] (Cotton, 1975) (2nd half)
 49—Georgia Tech (52) [42] & Tulsa (10) [7] (Humanitarian, 2004) (2nd half)
 49—California (52) [21] & Virginia Tech (49) [28] (Insight, 2003) (1st half)
 49—Clemson (49) [35] & Louisiana Tech (24) [14] (Humanitarian, 2001) (2nd half)
 49—Illinois (63) [42] & Virginia (21) [7] (Micronpc.com, 1999) (1st half)
 49—Idaho (42) [28] & Southern Miss. (35) [21] (Humanitarian, 1998) (1st half)
 49—Brigham Young (46) [33] & Southern Methodist (45) [16] (Holiday, 1980) (2nd half)
 49—(D) Houston (31) [28] & North Carolina St. (31) [21] (Bluebonnet, 1974) (2nd half)
 49—Arizona St. (49) [21] & Missouri (35) [28] (Fiesta, 1972) (2nd half)
 49—Arizona St. (45) [21] & Florida St. (38) [28] (Fiesta, 1971) (1st half)
 49—Toledo (56) [42] & Davidson (33) [7] (Tangerine, 1969) (1st half)
 49—Richmond (49) [28] & Ohio (42) [21] (Tangerine, 1968) (1st half)
 48—Boise St. (34) [24] & TCU (31) [24] (Fort Worth, 2003) (1st half)
 48—Oklahoma (48) [34] & Duke (21) [14] (Orange, 1958) (2nd half)
 47—Arizona St. (48) [21] & North Carolina (26) [26] (Peach, 1970) (1st half)
 46—Marshall (64) [8] & East Caro. (61) [38] (2 ot) (GMAC, 2001) (1st half)
 45—South Carolina (31) [17] & Ohio St. (28) [28] (Outback, 2002) (2nd half)
 45—Boise St. (34) [21] & Louisville (31) [24] (Humanitarian, 1999) (1st half)
 45—Wisconsin (38) [24] & UCLA (31) [21] (Rose, 1999) (1st half)
 45—Colorado (33) [24] & Washington (21) [21] (Holiday, 1996) (1st half)
 45—LSU (45) [21] & Michigan St. (26) [24] (Independence, 1995) (1st half)
 45—Tennessee (45) [35] & Virginia Tech (23) [10] (Gator, 1994) (1st half)
 45—Boston College (45) [31] & Houston (28) [14] (Cotton, 1985) (1st half)
 45—Southern California (42) [35] & Ohio St. (17) [10] (Rose, 1973) (2nd half)

MOST POINTS SCORED IN ONE QUARTER

31—Nebraska (66) vs. Northwestern (17) (Alamo, 2000) (2nd quarter)
 31—(D) Iowa (55) vs. Texas (17) (Freedom, 1984) (3rd quarter)
 30—Oklahoma (40) vs. Houston (14) (Sun, 1981) (4th quarter)
 29—Oregon St. (41) vs. Notre Dame (9) (Fiesta, 2001) (3rd quarter)
 29—Nebraska (62) vs. Florida (24) (Fiesta, 1996) (2nd quarter)
 28—Boston College (55) vs. Toledo (25) (Motor City, 2002) (2nd quarter)
 28—Clemson (49) vs. Louisiana Tech (24) (Humanitarian, 2001) (3rd quarter)
 28—Marshall (64) vs. East Caro. (61) (ot) (GMAC, 2001) (3rd quarter)
 28—West Virginia (49) vs. Mississippi (38) (Music City, 2000) (2nd quarter)
 28—Illinois (63) vs. Virginia (21) (Micronpc.com, 1999) (2nd quarter)
 28—Southern California (55) vs. Texas Tech (14) (Cotton, 1995) (1st quarter)
 28—Oklahoma St. (62) vs. Wyoming (14) (Holiday, 1988) (3rd quarter)
 28—Missouri (34) vs. Auburn (17) (Sun, 1973) (2nd quarter)
 28—Mississippi (41) vs. Georgia Tech (18) (Peach, 1971) (2nd quarter)
 28—Toledo (56) vs. Davidson (33) (Tangerine, 1969) (2nd quarter)
 28—Houston (49) vs. Miami (Ohio) (21) (Tangerine, 1962) (2nd quarter)

27—Miami (Fla.) (37) vs. Nebraska (14) (Rose, 2002) (2nd quarter)
 27—LSU (47) vs. Illinois (34) (Sugar, 2002) (2nd quarter)
 27—Texas (47) vs. Washington (43) (Holiday, 2001) (4th quarter)
 27—Penn St. (43) vs. Auburn (14) (Outback, 1996) (3rd quarter)
 27—Oklahoma (48) vs. Virginia (14) (Gator, Dec. 29, 1991) (2nd quarter)
 27—Brigham Young (46) vs. Southern Methodist (45) (Holiday, 1980) (4th quarter)
 27—Oklahoma (48) vs. Duke (21) (Orange, 1958) (4th quarter)
 27—UTEP (47) vs. Florida St. (20) (Sun, 1955) (2nd quarter)
 27—Illinois (40) vs. Stanford (7) (Rose, 1952) (4th quarter)
 26—North Carolina (26) vs. Arizona St. (48) (Peach, 1970) (2nd quarter)
 25—Louisville (34) vs. Alabama (7) (Fiesta, 1991) (1st quarter)

MOST POINTS SCORED IN ONE QUARTER, BOTH TEAMS

45—Nebraska (66) [31] & Northwestern (17) [14] (Alamo, 2000) (2nd quarter)
 43—Boston College (55) [28] & Toledo (25) [15] (Motor City, 2002) (2nd quarter)
 43—(D) Navy (42) [21] & California (38) [22] (Aloha, 1996) (2nd quarter)
 40—Arizona St. (48) [14] & North Carolina (26) [26] (Peach, 1970) (2nd quarter)
 38—Missouri (34) [28] & Auburn (17) [10] (Sun, 1973) (2nd quarter)
 37—Texas (47) [14] & Washington (43) [23] (Holiday, 2001) (2nd quarter)
 37—(D) Kansas (51) [14] & UCLA (30) [23] (Aloha, 1995) (4th quarter)
 37—Oklahoma (40) [30] & Houston (14) [7] (Sun, 1981) (4th quarter)
 35—Miami (Ohio) (49) [14] & Louisville (28) [21] (GMAC, 2003) (2nd quarter)
 35—Michigan (35) [21] & Alabama (34) [14] (Orange, 2000) (3rd quarter)
 35—Marshall (48) [14] & Louisville (29) [21] (Motor City, 1998) (2nd quarter)
 35—Kansas St. (54) [21] & Colorado St. (21) [14] (Holiday, 1995) (3rd quarter)
 35—Oklahoma St. (62) [28] & Wyoming (14) [7] (Holiday, 1988) (3rd quarter)
 35—Oklahoma St. (49) [21] & Brigham Young (21) [14] (Tangerine, 1976) (2nd quarter)
 35—(D) Houston (31) [21] & North Carolina St. (31) [14] (Bluebonnet, 1974) (4th quarter)
 35—Arizona St. (49) [21] & Missouri (35) [14] (Fiesta, 1972) (4th quarter)
 35—Richmond (49) [21] & Ohio (42) [14] (Tangerine, 1968) (2nd quarter)
 34—Kansas St. (34) [14] & Arizona St. (27) [20] (Holiday, 2002) (2nd quarter)
 34—LSU (47) [27] & Illinois (34) [7] (Sugar, 2002) (2nd quarter)
 34—Texas (47) [27] & Washington (43) [7] (Holiday, 2001) (4th quarter)
 34—West Virginia (49) [28] & Mississippi (38) [6] (Music City, 2000) (2nd quarter)
 34—(D) Colorado (51) [20] & Oregon (43) [14] (Aloha, 1998) (2nd quarter)
 34—Oklahoma (48) [27] & Virginia (14) [7] (Gator, Dec. 29, 1991) (2nd quarter)
 34—Penn St. (50) [21] & Brigham Young (39) [13] (Holiday, 1989) (4th quarter)
 34—Brigham Young (46) [27] & Southern Methodist (45) [7] (Holiday, 1980) (4th quarter)
 34—Penn St. (42) [18] & Arizona St. (30) [16] (Fiesta, 1977) (4th quarter)
 34—Mississippi (41) [28] & Georgia Tech (18) [6] (Peach, 1971) (2nd quarter)
 34—Oklahoma (48) [27] & Duke (21) [7] (Orange, 1958) (4th quarter)

First Downs**MOST FIRST DOWNS**

36—Marshall (64) vs. East Caro. (61) (2 ot) (GMAC, 2001) (9 rush, 25 pass, 2 penalty)
 36—Oklahoma (48) vs. Virginia (14) (Gator, Dec. 29, 1991) (16 rush, 18 pass, 2 penalty)
 35—Michigan (35) vs. Mississippi (3) (Gator, Jan. 1, 1991) (20 rush, 14 pass, 1 penalty)
 35—Brigham Young (39) vs. Penn St. (50) (Holiday, 1989) (8 rush, 27 pass, 0 penalty)
 34—North Carolina St. (56) vs. Kansas (26) (Tangerine, 2003) (9 rush, 22 pass, 3 penalty)
 34—(D) Fresno St. (30) vs. Colorado (41) (Aloha, 1993) (4 rush, 25 pass, 5 penalty)
 34—Oklahoma St. (62) vs. Wyoming (14) (Holiday, 1988) (15 rush, 17 pass, 2 penalty)
 34—(D) Miami (Fla.) (34) vs. Nebraska (36) (Gotham, 1962)
 33—Toledo (40) vs. Nevada (37) (ot) (Las Vegas, 1995) (19 rush, 12 pass, 2 penalty)
 33—Arizona St. (49) vs. Missouri (35) (Fiesta, 1972) (22 rush, 11 pass, 0 penalty)
 32—LSU (47) vs. Illinois (34) (Sugar, 2002) (7 rush, 23 pass, 2 penalty)
 32—Brigham Young (24) vs. Michigan (17) (Holiday, 1984)
 32—Richmond (49) vs. Ohio (42) (Tangerine, 1968) (8 rush, 24 pass, 0 penalty)
 32—Wisconsin (37) vs. Southern California (42) (Rose, 1963) (7 rush, 23 pass, 2 penalty)
 31—Minnesota (30) vs. North Carolina St. (38) (Micronpc.com, 2000) (20 rush, 8 pass, 3 penalty)
 31—North Carolina St. (23) vs. Miami (Fla.) (46) (Micron PC, 1998) (18 rush, 10 pass, 3 penalty)
 31—UCLA (16) vs. Wisconsin (21) (Rose, 1994)
 31—Arkansas (27) vs. Tennessee (31) (Cotton, 1990) (21 rush, 10 pass, 0 penalty)
 31—Florida St. (34) vs. Oklahoma St. (23) (Gator, 1985) (10 rush, 21 pass, 0 penalty)
 31—Brigham Young (37) vs. Indiana (38) (Holiday, 1979) (9 rush, 21 pass, 1 penalty)
 31—(D) Purdue (27) vs. Tennessee (22) (Bluebonnet, 1979)
 31—(D) Houston (26) vs. Dayton (21) (Salad, 1952) (25 rush, 6 pass, 0 penalty)

MOST FIRST DOWNS, BOTH TEAMS

62—North Carolina St. (56) [34] & Kansas (26) [28] (Tangerine, 2003)
 61—Penn St. (50) [26] & Brigham Young (39) [35] (Holiday, 1989)
 59—Marshall (64) [36] & East Caro. (61) [2 ot] (GMAC, 2001)
 58—Miami (Fla.) [46] [27] & North Carolina St. [23] [31] (Micron PC, 1998)
 56—Toledo (40) [33] & Nevada (37) [23] (ot) (Las Vegas, 1995)
 56—Mississippi (42) [30] & Air Force (29) [26] (Liberty, 1989)
 55—Hawaii (54) [30] & Houston (48) [25] (3 ot) (Hawaii, 2003)
 55—Michigan (35) [35] & Mississippi (3) [20] (Gator, Jan. 1, 1991)
 54—California (52) [27] & Virginia Tech (49) [27] (Insight, 2003)
 54—Boise St. (34) [28] & Louisville (31) [26] (Humanitarian, 1999)
 54—UCLA (45) [29] & Iowa (28) [25] (Rose, 1986)
 54—Florida St. (34) [31] & Oklahoma St. (23) [23] (Gator, 1985)
 53—Clemson (27) [25] & Tennessee (14) [28] (Peach, 2004)
 53—Clemson (49) [28] & Louisiana Tech (24) [25] (Humanitarian, 2001)
 53—Miami (Fla.) (37) [28] & Florida (20) [25] (Sugar, 2001)

53—North Carolina St. (38) [22] & Minnesota (30) [31] (Micronpc.com, 2000)
 53—Marshall (48) [27] & Louisville (29) [26] (Motor City, 1998)
 53—Texas Tech (55) [28] & Air Force (41) [25] (Copper, 1995)
 53—Colorado (41) [19] & Fresno St. (30) [34] (Aloha, 1993)
 53—Tennessee (23) [28] & Florida (22) [25] (Sugar, 1991)
 53—Colorado (47) [29] & Alabama (33) [24] (Liberty, 1969)
 52—Michigan St. (37) [25] & Florida (34) [27] (Florida Citrus, 2000)
 52—Georgia Tech (35) [28] & West Virginia (30) [24] (Carquest, 1997)
 52—Mississippi (34) [29] & Marshall (31) [23] (Motor City, 1997)
 52—Wisconsin (21) [21] & UCLA (16) [31] (Rose, 1994)
 52—Notre Dame (39) [23] & Florida (28) [29] (Sugar, 1992)
 52—Indiana (38) [21] & Brigham Young (37) [31] (Holiday, 1979)
 51—Boston College (51) [30] & Toledo (25) [21] (Motor City, 2002)
 51—Texas (47) [29] & Washington (43) [22] (Holiday, 2001)
 51—Georgia (28) [21] & Purdue (25) [30] (ot) (Outback, 2000)
 51—Miami (Fla.) (28) [22] & Georgia Tech (13) [29] (Gator, 2000)
 51—Idaho (42) [26] & Southern Miss. (35) [25] (Humanitarian, 1998)
 51—Tennessee (48) [29] & Northwestern (28) [22] (Florida Citrus, 1997)
 51—Texas (35) & North Carolina (31) (Sun, 1994)
 51—(D) Arkansas (28) [28] & Florida (24) [23] (Bluebonnet, 1982)
 50—(D) Toledo (27) [21] & San Jose St. (25) [29] (California, 1981)
 50—Texas (21) [25] & Notre Dame (17) [25] (Cotton, 1970)

MOST FIRST DOWNS RUSHING

26—Oklahoma (40) vs. Auburn (22) (Sugar, Jan. 1, 1972)
 25—(D) Houston (26) vs. Dayton (21) (Salad, 1952)
 24—Nebraska (66) vs. Northwestern (17) (Alamo, 2000)
 24—Colorado (47) vs. Alabama (33) (Liberty, 1969)
 23—Georgia Tech (31) vs. Texas Tech (21) (Gator, Dec. 31, 1965)
 22—Nebraska (42) vs. Tennessee (17) (Orange, 1998)
 22—Syracuse (30) vs. Houston (17) (Liberty, 1996)
 22—(D) Arkansas (28) vs. Florida (24) (Bluebonnet, 1982)
 22—Oklahoma (41) vs. Wyoming (7) (Fiesta, 1976)
 22—Arizona St. (49) vs. Missouri (35) (Fiesta, 1972)
 21—Nebraska (62) vs. Florida (24) (Fiesta, 1996)
 21—Arkansas (27) vs. Tennessee (31) (Cotton, 1990)
 21—Florida St. (7) vs. Oklahoma (24) (Orange, 1980)
 21—(D) Houston (35) vs. Navy (0) (Garden State, 1980)
 21—Mississippi St. (26) vs. North Carolina (24) (Sun, 1974)
 21—Missouri (35) vs. Alabama (10) (Gator, 1968)

MOST FIRST DOWNS RUSHING, BOTH TEAMS

36—Miami (Fla.) (46) [16] & Texas (3) [20] (Cotton, 1991)
 36—Colorado (47) [24] & Alabama (33) [12] (Liberty, 1969)
 32—Miami (Fla.) (46) [14] & North Carolina St. (23) [18] (Micron PC, 1998)
 32—Texas Tech (55) [15] & Air Force (41) [17] (Copper, 1995)
 32—Tennessee (31) [11] & Arkansas (27) [21] (Cotton, 1990)
 32—Oklahoma (41) [22] & Wyoming (7) [10] (Fiesta, 1976)
 32—Arizona St. (49) [22] & Missouri (35) [10] (Fiesta, 1972)
 32—Texas (21) [19] & Notre Dame (17) [13] (Cotton, 1970)
 31—Air Force (38) [18] & Mississippi St. (15) [13] (Liberty, 1991)

MOST FIRST DOWNS PASSING

27—Brigham Young (39) vs. Penn St. (50) (Holiday, 1989)
 25—Marshall (64) vs. East Caro. (61) [2 ot] (GMAC, 2001)
 25—(D) Fresno St. (30) vs. Colorado (41) (Aloha, 1993)
 24—Texas Tech (38) vs. Navy (14) (Houston, 2003)
 24—West Virginia (31) vs. Missouri (34) (Insight.com, 1998)
 24—Richmond (49) vs. Ohio (42) (Tangerine, 1968)
 23—LSU (47) vs. Illinois (34) (Sugar, 2002)
 23—Florida (56) vs. Maryland (23) (Orange, 2002)
 23—Tennessee (48) vs. Northwestern (28) (Florida Citrus, 1997)
 23—(D) San Jose St. (25) vs. Toledo (27) (California, 1981)
 23—Wisconsin (37) vs. Southern California (42) (Rose, 1963)
 22—North Carolina St. (56) vs. Kansas (26) (Tangerine, 2003)
 21—Bowling Green (28) vs. Northwestern (24) (Motor City, 2003)
 21—Southern California (41) vs. Northwestern (32) (Rose, 1996)
 21—(D) Fresno St. (29) vs. Bowling Green (28) (California, 1982)
 21—Brigham Young (46) vs. Southern Methodist (45) (Holiday, 1980)
 21—Brigham Young (37) vs. Indiana (38) (Holiday, 1979)
 20—Tennessee (14) vs. Clemson (27) (Peach, 2004)
 20—Nevada (18) vs. Ball St. (15) (Las Vegas, 1996)
 20—Mississippi (20) vs. Texas Tech (17) (Independence, 1986)
 20—Brigham Young (24) vs. Michigan (17) (Holiday, 1984)
 20—(D) Vanderbilt (28) vs. Air Force (36) (Hall of Fame, 1982)
 19—Oregon (30) vs. Minnesota (31) (Sun, 2003)
 19—Brigham Young (21) vs. Ohio St. (28) (Holiday, 1993)
 19—(D) Oregon (31) vs. Colorado St. (32) (Freedom, 1990)
 19—Florida St. (31) vs. Nebraska (28) (Fiesta, 1988)
 19—Florida St. (34) vs. Oklahoma (23) (Gator, 1985)
 19—Illinois (29) vs. Army (31) (Peach, 1985)

MOST FIRST DOWNS PASSING, BOTH TEAMS

38—Penn St. (50) [11] & Brigham Young (39) [27] (Holiday, 1989)
 36—Tennessee (48) [23] & Northwestern (28) [13] (Florida Citrus, 1997)
 35—North Carolina St. (56) [22] & Kansas (26) [13] (Tangerine, 2003)
 35—California (52) [17] & Virginia Tech (49) [18] (Insight, 2003)
 35—Miami (Fla.) (37) [18] & Florida (20) [17] (Sugar, 2001)

33—Florida (56) [23] & Maryland (23) [10] (Orange, 2002)
 33—Texas (43) [17] & Washington (43) [16] (Holiday, 2001)
 32—Marshall (64) [25] & East Caro. (8) [61] (2 ot) (GMAC, 2001)
 32—LSU (47) [23] & Illinois (34) [9] (Sugar, 2002)
 32—Southern California (41) [21] & Northwestern (32) [11] (Rose, 1996)
 31—Missouri (34) [7] & West Virginia (31) [24] (Insight.com, 1998)
 30—Clemson (27) [10] & Tennessee (14) [20] (Peach, 2004)
 30—Idaho (42) [15] & Southern Miss. (35) [15] (Humanitarian, 1998)
 30—Georgia Tech (35) [15] & West Virginia (30) [15] (Carquest, 1997)
 30—(D) Colorado (41) [5] & Fresno St. (30) [25] (Aloha, 1993)
 30—(D) Fresno St. (29) [21] & Bowling Green (28) [9] (California, 1982)
 30—Richmond (49) [24] & Ohio (42) [6] (Tangerine, 1968)
 29—Tennessee (45) [18] & Michigan (17) [11] (Florida Citrus, 2002)
 29—(D) Navy (42) [12] & California (38) [17] (Aloha, 1996)
 29—Mississippi (42) [17] & Air Force (29) [12] (Liberty, 1989)
 29—Indiana (38) [8] & Brigham Young (37) [21] (Holiday, 1979)
 28—Ohio St. (28) [12] & Pittsburgh (23) [16] (Fiesta, 1984)
 27—Florida St. (23) [12] & Florida (17) [15] (Sugar, Jan. 2, 1995)
 27—Brigham Young (31) [18] & Oklahoma (6) [9] (Copper, 1994)
 27—Arizona St. (45) [13] & Florida St. (38) [14] (Fiesta, 1971)
 26—Oregon (30) [19] & Minnesota (31) [7] (Sun, 2003)
 26—Hawaii (54) [17] & Houston (48) [9] (3 ot) (Hawaii, 2003)
 26—Clemson (49) [8] & Louisiana Tech (24) [18] (Humanitarian, 2001)
 26—Boston College (31) [16] & Virginia (13) [10] (Carquest, 1994)
 26—(D) Southern California (28) [15] & Utah (21) [11] (Freedom, 1993)
 26—Brigham Young (24) [20] & Michigan (17) [6] (Holiday, 1984)
 26—(D) Washington (21) [15] & Maryland (20) [11] (Aloha, 1982)
 26—(D) Air Force (36) [6] & Vanderbilt (28) [20] (Hall of Fame, 1982)

MOST FIRST DOWNS BY PENALTY

6—Clemson (27) vs. Tennessee (14) (Peach, 2004)
 6—Florida (52) vs. Florida St. (20) (Sugar, 1997)
 6—Texas (3) vs. Miami (Fla.) (46) (Cotton, 1991)
 5—Iowa (27) vs. Texas Tech (0) (Alamo, 1996)
 5—(D) Arizona (13) vs. Utah (16) (Freedom, 1994)
 5—(D) Fresno St. (30) vs. Colorado (41) (Aloha, 1993)
 5—West Virginia (21) vs. Notre Dame (34) (Fiesta, 1989)
 5—(D) Washington (34) vs. Florida (7) (Freedom, 1989)
 5—(D) Western Mich. (30) vs. Fresno St. (35) (California, 1988)
 5—Miami (Fla.) (7) vs. Tennessee (35) (Sugar, 1986)
 5—(D) Miami (Ohio) (7) vs. San Jose St. (37) (California, 1986)
 4—Texas A&M (27) vs. TCU (9) (Galleryfurniture.com, 2001)
 4—Tennessee (23) vs. Florida St. (16) (Fiesta, 1999)
 4—Purdue (37) vs. Kansas St. (34) (Alamo, 1998)
 4—(D) Oregon (43) vs. Colorado (51) (Aloha, 1998)
 4—Syracuse (18) vs. Kansas St. (35) (Fiesta, 1997)
 4—Northwestern (28) vs. Tennessee (48) (Florida Citrus, 1997)
 4—Texas A&M (22) vs. Michigan (20) (Alamo, 1995)
 4—Michigan (20) vs. Texas A&M (22) (Alamo, 1995)
 4—Texas (35) vs. North Carolina (31) (Sun, 1994)
 4—Alabama (25) vs. Miami (Fla.) (33) (Sugar, 1990)
 4—Brigham Young (14) vs. Texas A&M (65) (Holiday, 1990)
 4—Georgia (10) vs. Texas (9) (Cotton, 1984)
 4—(D) Iowa (55) vs. Texas (17) (Freedom, 1984)
 4—(D) Vanderbilt (28) vs. Air Force (36) (Hall of Fame, 1982)
 4—Maryland (20) vs. Florida (35) (Tangerine, 1980)
 4—Baylor (20) vs. Penn St. (41) (Cotton, 1975)
 4—Arkansas (13) vs. Tennessee (14) (Liberty, 1971)
 4—Arizona St. (45) vs. Florida St. (38) (Fiesta, 1971)
 4—Alabama (33) vs. Colorado (47) (Liberty, 1969)
 4—Texas A&M (21) vs. Alabama (29) (Cotton, 1942)

MOST FIRST DOWNS BY PENALTY, BOTH TEAMS

8—Florida (52) [6] & Florida St. (20) [2] (Sugar, 1997)
 8—Texas A&M (22) [4] & Michigan (20) [4] (Alamo, 1995)
 8—Miami (Fla.) (46) [2] & Texas (3) [6] (Cotton, 1991)
 7—Clemson (27) [6] & Tennessee (14) [1] (Peach, 2004)
 7—Iowa (27) [5] & Texas Tech (0) [2] (Alamo, 1996)
 7—(D) Washington (34) [5] & Florida (7) [2] (Freedom, 1989)
 7—Tennessee (35) [2] & Miami (Fla.) (7) [5] (Sugar, 1986)
 7—Tennessee (14) [3] & Arkansas (13) [4] (Liberty, 1971)
 6—Tennessee (48) [2] & Northwestern (28) [4] (Florida Citrus, 1997)
 6—(D) Colorado (41) [1] & Fresno St. (30) [5] (Aloha, 1993)
 6—Miami (Fla.) (33) [2] & Alabama (25) [4] (Sugar, 1990)
 5—North Carolina St. (56) [3] & Kansas (26) [2] (Tangerine, 2003)
 5—Texas A&M (14) [3] & Ohio St. (24) [2] (Sugar, 1999)
 5—Idaho (42) [3] & Southern Miss. (35) [2] (Humanitarian, 1998)
 5—(D) Colorado (51) [1] & Oregon (43) [4] (Aloha, 1998)
 5—North Carolina (20) [3] & West Virginia (13) [2] (Gator, 1996)
 5—Texas (35) [4] & North Carolina (31) [1] (Sun, 1994)
 5—(D) Utah (16) [0] & Arizona (13) [5] (Freedom, 1994)
 5—Florida (41) [3] & West Virginia (7) [2] (Sugar, 1994)
 5—Texas A&M (65) [1] & Brigham Young (14) [4] (Holiday, 1990)
 5—Notre Dame (34) [0] & West Virginia (21) [5] (Fiesta, 1989)
 5—Georgia (10) [4] & Texas (9) [1] (Cotton, 1984)
 5—Southern Methodist (7) [3] & Pittsburgh (3) [2] (Cotton, 1983)
 5—Pittsburgh (16) [3] & Arizona (10) [2] (Fiesta, 1979)
 5—Penn St. (41) [1] & Baylor (20) [4] (Cotton, 1975)

FEWEST FIRST DOWNS

- 1—Alabama (29) vs. Texas A&M (21) (Cotton, 1942) (passing)
 1—Arkansas (0) vs. LSU (0) (Cotton, 1947) (rushing)
 2—Michigan St. (0) vs. Auburn (6) (Orange, 1938) (1 rushing, 1 passing)

FEWEST FIRST DOWNS, BOTH TEAMS

- 10—Texas (7) [3] & Randolph Field (7) [7] (Cotton, 1944)
 12—LSU (19) [4] & Texas A&M (14) [8] (Orange, 1944)

FEWEST FIRST DOWNS RUSHING

- 0—Southern California (19) vs. TCU (28) (Sun, 1998)
 0—Florida (18) vs. Missouri (20) (Sugar, 1966)
 0—Navy (6) vs. Texas (28) (Cotton, 1964)
 0—Alabama (29) vs. Texas A&M (21) (Cotton, 1942)

FEWEST FIRST DOWNS RUSHING, BOTH TEAMS

- 3—Alabama (29) [0] & Texas A&M (21) [3] (Cotton, 1942)
 8—(D) Southern California (28) [4] & Utah (21) [4] (Freedom, 1993)
 9—Texas (28) [9] & Navy (6) [0] (Cotton, 1964)
 9—Florida St. (41) [2] & Nebraska (17) [7] (Fiesta, 1990)

FEWEST FIRST DOWNS PASSING

- 0—Army (28) vs. Alabama (29) (John Hancock Sun, 1988)
 0—Oklahoma (40) vs. Houston (10) (Sun, 1981)
 0—West Virginia (14) vs. South Carolina (3) (Peach, 1969)
 0—Missouri (35) vs. Alabama (10) (Gator, 1968)
 0—Virginia Tech (7) vs. Miami (Fla.) (14) (Liberty, 1966)
 0—Auburn (7) vs. Mississippi (13) (Liberty, 1965)
 0—Alabama (10) vs. Arkansas (3) (Sugar, 1962)
 0—(D) Missouri (14) vs. Georgia Tech (10) (Bluebonnet, 1962)
 0—Utah St. (13) vs. New Mexico St. (20) (Sun, 1960)
 0—Arkansas (0) vs. LSU (0) (Cotton, 1947)
 0—Fordham (2) vs. Missouri (0) (Sugar, 1942)
 0—Arizona St. (0) vs. Catholic (0) (Sun, 1940)
 0—West Virginia (7) vs. Texas Tech (6) (Sun, 1938)

FEWEST FIRST DOWNS PASSING, BOTH TEAMS

- 1—Alabama (10) [0] & Arkansas (3) [1] (Sugar, 1962)
 4—Rice (28) [3] & Colorado (14) [1] (Cotton, 1938)
 4—Texas (16) [2] & Tennessee (0) [2] (Cotton, 1953)
 4—Oklahoma (41) [1] & Wyoming (7) [3] (Fiesta, 1976)

Punting**MOST PUNTS**

- 17—Duke (3) vs. Southern California (7) (Rose, 1939)
 16—Alabama (29) vs. Texas A&M (21) (Cotton, 1942)
 16—New Mexico St. (14) vs. Hardin-Simmons (14) (Sun, 1936)
 15—Tennessee (0) vs. Rice (8) (Orange, 1947)
 14—Tulsa (7) vs. Tennessee (14) (Sugar, 1943)
 14—Santa Clara (6) vs. LSU (0) (Sugar, 1938)
 14—LSU (0) vs. Santa Clara (6) (Sugar, 1938)
 14—TCU (3) vs. LSU (2) (Sugar, 1936)
 13—Rice (8) vs. Tennessee (0) (Orange, 1947)
 13—Tennessee (0) vs. Southern California (25) (Rose, 1945)
 13—Oklahoma (0) vs. Tennessee (17) (Orange, 1939)
 13—Catholic (20) vs. Mississippi (19) (Orange, 1936)
 13—LSU (2) vs. TCU (3) (Sugar, 1936)
 13—Miami (Fla.) (0) vs. Bucknell (26) (Orange, 1935)

MOST PUNTS, BOTH TEAMS

- 28—Santa Clara (6) [14] & LSU (0) [14] (Sugar, 1938)
 28—Rice (8) [13] & Tennessee (0) [15] (Orange, 1947)
 27—TCU (3) [14] & LSU (2) [13] (Sugar, 1936)
 25—Tennessee (17) [12] & Oklahoma (0) [13] (Orange, 1939)
 24—Catholic (20) [13] & Mississippi (19) [11] (Orange, 1936)
 23—UTEP (14) [12] & Mississippi (7) [11] (Sun, 1967)
 22—Auburn (6) [10] & Michigan St. (0) [12] (Orange, 1938)

HIGHEST PUNTING AVERAGE**(Minimum 5 Punts)**

- 53.9—Southern California (7) vs. Wisconsin (0) (Rose, 1953) (8 for 431)
 53.8—Hawaii (28) vs. Tulane (36) (Hawaii, 2002) (5 for 269)
 52.3—Tennessee (17) vs. Nebraska (42) (Orange, 1998) (6 for 314)
 52.0—Iowa (27) vs. Texas Tech (0) (Alamo, 1996) (5 for 260)
 51.5—(D) Colorado (51) vs. Oregon (43) (Aloha, 1998) (6 for 309)
 51.0—Penn St. (10) vs. Clemson (35) (Florida Citrus, 1988) (5 for 255)
 50.2—Marshall (38) vs. Louisville (15) (GMAC, 2002) (6 for 301)
 50.0—(D) Oregon (17) vs. Wake Forest (38) (Seattle, 2002) (6 for 300)
 50.0—Nevada (37) vs. Toledo (40) (ot) (Las Vegas, 1995) (5 for 250)
 50.0—Mississippi St. (17) vs. Nebraska (31) (Sun, 1980) (5 for 250)
 49.8—TCU (9) vs. Texas A&M (28) (Galleryfurniture.com, 2001) (6 for 299)
 49.3—Auburn (10) vs. North Carolina (16) (Peach, 2001) (9 for 444)
 49.3—Clemson (0) vs. Syracuse (41) (Gator, 1996) (6 for 296)
 49.2—(D) Air Force (24) vs. Texas (16) (Bluebonnet, 1985) (11 for 541)
 49.2—Arkansas (3) vs. UCLA (17) (Cotton, 1989) (6 for 295)
 49.1—Cincinnati (16) vs. Toledo (23) (Motor City, 2001) (7 for 344)
 49.0—Iowa (7) vs. Arizona St. (17) (Sun, 1997) (8 for 392)

- 49.0—Indiana (24) vs. Baylor (0) (Copper, 1991) (6 for 294)
 49.0—(D) Mississippi St. (10) vs. Kansas (0) (Hall of Fame, 1981) (9 for 441)
 48.8—UTEP (23) vs. Boise St. (38) (Humanitarian, 2000) (5 for 244)
 48.3—Brigham Young (3) vs. Marshall (21) (Motor City, 1999) (7 for 338)
 48.2—Georgia Tech (14) vs. LSU (28) (Peach, 2000) (5 for 241)
 48.1—Florida (52) vs. Florida St. (20) (Sugar, 1997) (7 for 337)
 48.1—Ohio St. (14) vs. Tennessee (20) (Florida Citrus, 1996) (7 for 337)
 48.0—(D) Wake Forest (38) vs. Oregon (17) (Seattle, 2002) (5 for 240)
 48.0—Oklahoma (41) vs. Texas Tech (10) (John Hancock, 1993) (7 for 336)
 48.0—(D) Kansas (23) vs. Brigham Young (20) (Aloha, 1992) (8 for 384)
 47.9—Penn St. (42) vs. Tennessee (17) (Fiesta, 1992) (9 for 431)
 47.9—Oregon St. (20) vs. Duke (16) (Rose, 1942) (7 for 335)
 47.7—Ohio St. (31) vs. Miami (Fla.) (24) (2 ot) (Fiesta, 2003) (6 for 286)
 47.7—Tennessee (3) vs. Maryland (30) (Peach, 2002) (6 for 286)
 47.7—South Carolina (31) vs. Ohio St. (28) (Outback, 2002) (6 for 286)
 47.6—Oklahoma (42) vs. Arkansas (8) (Orange, 1987) (5 for 238)
 47.5—St. Mary's (Cal.) (20) vs. Texas Tech (13) (Cotton, 1939) (11 for 523)
 47.4—(D) Georgia Tech (18) vs. Stanford (17) (Aloha, 1991) (7 for 332)
 47.4—(D) Fresno St. (51) vs. Bowling Green (7) (California, 1985) (7 for 332)
 47.4—(D) Tennessee (28) vs. Wisconsin (21) (Garden State, 1981) (5 for 237)

FEWEST PUNTS

- 0—Texas Tech (38) vs. Navy (14) (Houston, 2003)
 0—Illinois (63) vs. Virginia (21) (Micronpc.com, 1999)
 0—Oklahoma St. (62) vs. Wyoming (14) (Holiday, 1988)
 0—Maryland (23) vs. Tennessee (30) (Florida Citrus, 1983)
 0—Oklahoma (41) vs. Wyoming (7) (Fiesta, 1976)
 1—North Carolina St. (56) vs. Kansas (26) (Tangerine, 2003)
 1—Virginia (48) vs. West Virginia (22) (Continental Tire, 2002)
 1—Boston College (51) vs. Toledo (25) (Motor City, 2002)
 1—Oklahoma (25) vs. Mississippi (27) (Independence, 1999)
 1—Nebraska (62) vs. Florida (24) (Fiesta, 1996)
 1—Virginia (22) vs. Tennessee (23) (Sugar, 1991)
 1—Brigham Young (39) vs. Penn St. (50) (Holiday, 1989)
 1—Tennessee (30) vs. Maryland (23) (Florida Citrus, 1983)
 1—Nebraska (21) vs. LSU (20) (Orange, 1983)
 1—North Carolina St. (31) vs. Kansas (18) (Liberty, 1973)
 1—Utah (32) vs. West Virginia (6) (Liberty, 1964)
 1—(D) Miami (Fla.) (34) vs. Nebraska (36) (Gotham, 1962)
 1—Georgia Tech (42) vs. West Virginia (19) (Sugar, 1954)
 1—West Virginia (19) vs. Georgia Tech (42) (Sugar, 1954)
 1—Missouri (23) vs. Clemson (24) (Gator, 1949)

LOWEST PUNTING AVERAGE**(Minimum 3 Punts)**

- 17.0—Nevada (34) vs. Bowling Green (35) (Las Vegas, 1992) (4 for 68)
 17.0—Kentucky (14) vs. Penn St. (26) (Outback, 1999) (3 for 51)
 19.0—Cincinnati (18) vs. Virginia Tech (6) (Sun, 1947) (6 for 114)
 22.0—Mississippi St. (16) vs. North Carolina St. (12) (Liberty, 1963) (3 for 66)
 23.0—Bowling Green (35) vs. Nevada (34) (Las Vegas, 1992) (5 for 115)
 25.5—Houston (34) vs. Notre Dame (35) (Cotton, 1979) (10 for 255)
 26.0—Air Force (37) vs. Fresno St. (34) (Silicon Valley, 2000) (3 for 78)
 26.1—Michigan (14) vs. Alabama (17) (Outback, 1997) (7 for 183)
 26.3—Oklahoma St. (34) vs. TCU (0) (Cotton, 1945) (6 for 158)
 26.3—Rice (28) vs. Alabama (6) (Cotton, 1954) (8 for 210)
 26.3—Notre Dame (35) vs. Houston (34) (Cotton, 1979) (7 for 184)

MOST PUNTS BLOCKED BY ONE TEAM

- 2—LSU (25) vs. Colorado (7) (Orange, 1962)
 2—North Carolina St. (14) vs. Georgia (7) (Liberty, 1967)
 2—North Carolina (21) vs. Mississippi St. (17) (Peach, Jan. 2, 1993)

Punt Returns**MOST PUNT RETURNS**

- 9—Georgia (7) vs. North Carolina (3) (Gator, Dec. 31, 1971) (6.8 average)
 8—Indiana (20) vs. Virginia Tech (45) (Independence, 1993) (7.3 average)
 8—Mississippi (7) vs. UTEP (14) (Sun, 1967) (9.4 average)
 8—Michigan (34) vs. Oregon St. (7) (Rose, 1965) (10.6 average)
 7—North Carolina (16) vs. Auburn (10) (Peach, 2001) (9.4 average)
 7—Auburn (10) vs. North Carolina (16) (Peach, 2001) (3.7 average)
 7—Oklahoma (10) vs. Arkansas (3) (Cotton, 2002) (2.9 average)
 7—Stanford (38) vs. Michigan St. (0) (Sun, 1996) (13.4 average)
 7—Louisville (34) vs. Alabama (7) (Fiesta, 1991) (7.3 average)
 7—Southern California (14) vs. Tennessee (0) (Rose, 1940)
 7—Oklahoma (0) vs. Tennessee (17) (Orange, 1939) (5.5 average)
 6—UCLA (29) vs. Texas A&M (23) (Cotton, 1998) (11.0 average)
 6—Florida (52) vs. Florida St. (20) (Sugar, 1997) (11.5 average)
 6—Ohio St. (14) vs. Tennessee (20) (Florida Citrus, 1996) (5.0 average)
 6—Tennessee (17) vs. Penn St. (42) (Fiesta, 1992) (8.2 average)
 6—Clemson (30) vs. Illinois (0) (Hall of Fame, 1991)
 6—(D) San Jose St. (48) vs. Central Mich. (24) (California, 1990)
 6—Brigham Young (7) vs. Ohio St. (10) (Florida Citrus, 1985)
 6—Texas (9) vs. Georgia (10) (Cotton, 1984) (2.5 average)
 6—(D) Washington (21) vs. Maryland (20) (Aloha, 1982) (4.7 average)
 6—(D) Vanderbilt (28) vs. Air Force (36) (Hall of Fame, 1982)
 6—Washington St. (36) vs. Brigham Young (38) (Holiday, 1981)
 6—Nebraska (38) vs. Alabama (6) (Orange, 1972) (22.7 average)

6—Tennessee (34) vs. Air Force (13) (Sugar, 1971) (14.3 average)
 6—Miami (Fla.) (14) vs. Syracuse (15) (Liberty, 1961) (13.0 average)
 6—Air Force (0) vs. TCU (0) (Cotton, 1959) (5.8 average)
 6—Tulane (13) vs. Texas A&M (14) (Sugar, 1940) (21.0 average)
 6—Tennessee (17) vs. Oklahoma (0) (Orange, 1939) (12.5 average)
 6—Tulane (20) vs. Temple (14) (Sugar, 1935)
 6—Tulane (12) vs. Southern California (21) (Rose, 1932)

MOST PUNT RETURN YARDS

136—Nebraska (38) vs. Alabama (6) (Orange, 1972) (6 returns)
 128—Oklahoma (48) vs. Duke (21) (Orange, 1958)
 126—Tulane (13) vs. Texas A&M (14) (Sugar, 1940) (6 returns)
 124—Washington (44) vs. Wisconsin (8) (Rose, 1960) (4 returns)
 124—California (37) vs. Clemson (13) (Florida Citrus, 1992) (5 returns)
 108—Southern Miss. (38) vs. UTEP (18) (Independence, 1988) (2 returns)
 107—Arizona St. (45) vs. Florida St. (38) (Fiesta, 1971) (5 returns)
 104—Texas A&M (21) vs. Alabama (29) (Cotton, 1942) (5 returns)
 100—Virginia (34) vs. Georgia (27) (Peach, Dec. 30, 1995) (4 returns)
 99—Kent St. (18) vs. Tampa (21) (Tangerine, 1972) (3 returns)
 98—Brigham Young (46) vs. Southern Methodist (45) (Holiday, 1980) (3 returns)
 95—Maryland (30) vs. Tennessee (3) (Peach, 2002) (4 returns)
 94—Denver (24) vs. New Mexico (34) (Sun, 1946)
 94—Stanford (38) vs. Michigan St. (0) (Sun, 1996) (7 returns)
 93—Auburn (35) vs. Mississippi (28) (Gator, Jan. 2, 1971) (4 returns)
 92—Southern California (7) vs. Ohio St. (20) (Rose, 1955) (2 returns)
 89—Tennessee (45) vs. Virginia Tech (23) (Gator, 1994) (3 returns)
 89—Nebraska (28) vs. Florida St. (31) (Fiesta, 1988) (3 returns)
 88—Penn St. (42) vs. Arizona St. (30) (Fiesta, 1977) (2 returns)

HIGHEST PUNT RETURN AVERAGE (Minimum 3 Returns)

33.0—Kent St. (18) vs. Tampa (21) (Tangerine, 1972) (3 for 99)
 32.7—Brigham Young (46) vs. Southern Methodist (45) (Holiday, 1980) (3 for 98)
 31.0—Washington (44) vs. Wisconsin (8) (Rose, 1960) (4 for 124)
 30.7—Michigan (42) vs. North Carolina St. (7) (Hall of Fame, 1994) (3 for 92)
 29.7—Tennessee (45) vs. Virginia Tech (23) (Gator, 1994) (3 for 89)
 29.7—Nebraska (28) vs. Florida St. (31) (Fiesta, 1988) (3 for 89)
 27.7—Houston (48) vs. Hawaii (54) (3 of) (Hawaii, 2003) (3 for 83)
 27.6—Kansas St. (52) vs. Wyoming (17) (Copper, 1993) (3 for 83)
 25.0—Virginia (34) vs. Georgia (27) (Peach, Dec. 30, 1995) (4 for 100)
 24.8—California (37) vs. Clemson (13) (Florida Citrus, 1992) (5 for 124)
 24.0—Auburn (31) vs. Ohio St. (14) (Hall of Fame, 1990) (3 for 72)
 23.8—Maryland (30) vs. Tennessee (3) (Peach, 2002) (4 for 95)
 23.3—Auburn (35) vs. Mississippi (28) (Gator, Jan. 2, 1971) (4 for 93)
 22.7—Nebraska (38) vs. Alabama (6) (Orange, 1972) (6 for 136)
 21.4—Arizona St. (45) vs. Florida St. (38) (Fiesta, 1971) (5 for 107)
 21.0—Tulane (13) vs. Texas A&M (14) (Sugar, 1940) (6 for 126)
 21.0—Arkansas (6) vs. Duke (7) (Cotton, 1961) (3 for 63)
 20.8—Texas A&M (21) vs. Alabama (29) (Cotton, 1942) (5 for 104)
 19.5—(D) Georgia (20) vs. Texas A&M (40) (Presidential Cup, 1950) (4 for 78)
 19.3—Nebraska (14) vs. Houston (17) (Cotton, 1980) (3 for 58)

Kickoff Returns

MOST KICKOFF RETURNS

10—Florida (24) vs. Nebraska (62) (Fiesta, 1996) (26.8 average)
 10—Wyoming (14) vs. Oklahoma St. (62) (Holiday, 1988) (20.5 average)
 9—Kansas (26) vs. North Carolina St. (56) (Tangerine, 2003) (23.3 average)
 9—Maryland (23) vs. Florida (56) (Orange, 2002) (13.7 average)
 9—Brigham Young (14) vs. Texas A&M (65) (Holiday, 1990) (18.2 average)
 8—New Mexico (14) vs. Oregon St. (55) (Las Vegas, 2003) (21.9 average)
 8—Michigan (17) vs. Tennessee (45) (Florida Citrus, 2002) (15.6 average)
 8—Washington (43) vs. Texas (47) (Holiday, 2001) (18.0 average)
 8—Brigham Young (27) vs. Tulane (41) (Liberty, 1998) (31.0 average)
 8—North Carolina St. (23) vs. Miami (Fla.) (46) (Micron PC, 1998) (18.3 average)
 8—Virginia Tech (3) vs. North Carolina (42) (Gator, 1998) (19.4 average)
 8—Florida St. (20) vs. Florida (52) (Sugar, 1997) (19.0 average)
 8—Northwestern (32) vs. Southern California (41) (Rose, 1996) (28.1 average)
 8—Nebraska (21) vs. Georgia Tech (45) (Florida Citrus, 1991) (23.6 average)
 8—Notre Dame (10) vs. Texas A&M (35) (Cotton, 1988) (18.9 average)
 8—Texas Tech (17) vs. Florida St. (40) (Tangerine, 1977)
 8—UCLA (6) vs. Alabama (36) (Liberty, 1976) (17.6 average)
 8—Brigham Young (21) vs. Oklahoma St. (49) (Tangerine, 1976)
 8—(D) Tulane (7) vs. Houston (47) (Bluebonnet, 1973) (28.1 average)
 8—Missouri (35) vs. Arizona St. (49) (Fiesta, 1972) (32.3 average)
 8—Arizona St. (45) vs. Florida St. (38) (Fiesta, 1971) (16.4 average)
 8—Florida St. (38) vs. Arizona St. (45) (Fiesta, 1971) (23.0 average)
 8—Colorado (47) vs. Alabama (33) (Liberty, 1969) (27.8 average)
 8—Ohio (42) vs. Richmond (49) (Tangerine, 1968)
 8—Florida St. (20) vs. UTEP (47) (Sun, 1955)
 8—UCLA (14) vs. Illinois (45) (Rose, 1947) (32.4 average)

MOST KICKOFF RETURN YARDS

268—Florida (24) vs. Nebraska (62) (Fiesta, 1996) (10 returns)
 259—UCLA (14) vs. Illinois (45) (Rose, 1947) (8 returns)
 258—Missouri (35) vs. Arizona St. (49) (Fiesta, 1972) (8 returns)
 248—Brigham Young (27) vs. Tulane (41) (Liberty, 1998) (8 returns)
 225—(D) Tulane (7) vs. Houston (47) (Bluebonnet, 1973) (8 returns)

225—Northwestern (32) vs. Southern California (41) (Rose, 1996) (8 returns)
 222—Colorado (47) vs. Alabama (33) (Liberty, 1969) (8 returns)
 210—Kansas (26) vs. North Carolina St. (56) (Tangerine, 2003) (9 returns)
 207—(D) California (38) vs. Navy (42) (Aloha, 1996) (7 returns)
 205—Wyoming (14) vs. Oklahoma (62) (Holiday, 1988) (10 returns)
 204—Brigham Young (21) vs. Oklahoma St. (49) (Tangerine, 1976) (8 returns)
 191—(D) Houston (22) vs. Washington St. (24) (Aloha, 1988) (5 returns)
 189—Nebraska (21) vs. Georgia Tech (45) (Florida Citrus, 1991) (8 returns)
 188—Stanford (13) vs. East Caro. (19) (Liberty, 1995) (6 returns)
 187—Houston (28) vs. Boston College (45) (Cotton, 1985) (7 returns)
 187—Idaho (42) vs. Southern Miss. (35) (Humanitarian, 1998) (6 returns)
 184—Florida St. (38) vs. Arizona St. (45) (Fiesta, 1971) (8 returns)
 181—Maryland (23) vs. Tennessee (30) (Florida Citrus, 1983) (5 returns)
 179—Washington (21) vs. Colorado (33) (Holiday, 1996) (5 returns)
 176—Missouri (34) vs. West Virginia (31) (Insight.com, 1998) (6 returns)
 175—New Mexico (14) vs. Oregon St. (55) (Las Vegas, 2003) (8 returns)
 174—(D) Hawaii (13) vs. Michigan St. (33) (Aloha, 1989) (7 returns)
 170—Tennessee (27) vs. Maryland (28) (John Hancock, 1984) (4 returns)
 169—Oregon St. (19) vs. Iowa (35) (Rose, 1957) (5 returns)
 164—Brigham Young (14) vs. Texas A&M (65) (Holiday, 1990) (9 returns)

HIGHEST KICKOFF RETURN AVERAGE (Minimum 3 Returns)

42.5—Tennessee (27) vs. Maryland (28) (John Hancock, 1984) (4 for 170)
 38.5—Virginia (23) vs. Pittsburgh (16) (Continental Tire, 2003) (4 for 154)
 38.3—(D) Fresno St. (30) vs. Colorado (41) (Aloha, 1993) (3 for 115)
 38.3—Ohio St. (28) vs. Pittsburgh (23) (Fiesta, 1984) (4 for 153)
 38.2—(D) Houston (22) vs. Washington St. (24) (Aloha, 1988) (5 for 191)
 37.5—LSU (45) vs. Michigan St. (26) (Independence, 1995) (4 for 150)
 37.5—Notre Dame (24) vs. Alabama (23) (Sugar, 1973) (4 for 150)
 36.8—Ohio St. (17) vs. Syracuse (24) (Hall of Fame, 1992) (4 for 147)
 36.7—Indiana (20) vs. Virginia Tech (45) (Independence, 1993) (3 for 110)
 36.2—Maryland (23) vs. Tennessee (30) (Florida Citrus, 1983) (5 for 181)
 35.8—Washington (21) vs. Colorado (33) (Holiday, 1996) (5 for 179)
 33.8—Oregon St. (19) vs. Iowa (35) (Rose, 1957) (5 for 169)
 32.8—Florida St. (40) vs. Texas Tech (17) (Tangerine, 1977) (4 for 131)
 32.6—(D) UCLA (30) vs. Kansas (51) (Aloha, 1995) (5 for 163)
 32.4—UCLA (14) vs. Illinois (45) (Rose, 1947) (8 for 259)
 32.3—Missouri (35) vs. Arizona St. (49) (Fiesta, 1972) (8 for 258)
 32.0—(D) Tennessee (28) vs. Wisconsin (21) (Garden St., 1981) (4 for 128)
 31.7—Penn St. (41) vs. Baylor (20) (Cotton, 1975) (3 for 95)
 31.6—Virginia Tech (21) vs. Nebraska (41) (Orange, 1996) (3 for 95)
 31.5—Kentucky (14) vs. Penn St. (26) (Outback, 1999) (4 for 126)
 31.3—Penn St. (38) vs. Texas (15) (Fiesta, 1997) (4 for 125)
 31.3—Stanford (13) vs. East Caro. (19) (Liberty, 1995) (6 for 188)
 31.2—Virginia Tech (49) vs. California (52) (Insight, 2003) (5 for 156)
 31.2—Idaho (42) vs. Southern Miss. (35) (Humanitarian, 1998) (6 for 187)
 31.0—Brigham Young (27) vs. Tulane (41) (Liberty, 1998) (8 for 248)

Fumbles

MOST FUMBLES

11—Mississippi (7) vs. Alabama (12) (Sugar, 1964) (lost 6)
 9—Texas (11) vs. Notre Dame (24) (Cotton, 1971) (lost 5)
 8—North Carolina St. (28) vs. Iowa (23) (Peach, Dec. 31, 1988) (lost 5)
 8—(D) Houston (35) vs. Navy (0) (Garden State, 1980) (lost 3)
 8—Louisville (14) vs. Louisiana Tech (24) (Independence, 1977) (lost 3)
 8—North Texas (8) vs. New Mexico St. (28) (Sun, 1959) (lost 6)
 8—TCU (0) vs. Air Force (0) (Cotton, 1959) (lost 3)
 8—Colorado (27) vs. Clemson (21) (Orange, 1957) (lost 3)
 7—Tulsa (10) vs. Georgia Tech (52) (Humanitarian, 2004) (lost 6)
 7—Georgia Tech (14) vs. LSU (28) (Peach, 2000) (lost 4)
 7—(D) Florida (7) vs. Washington (34) (Freedom, 1989) (lost 3)
 7—(D) Hawaii (13) vs. Michigan St. (33) (Aloha, 1989) (lost 4)
 7—(D) Toledo (27) vs. San Jose St. (25) (California, 1981) (lost 2)
 7—(D) Texas A&M (28) vs. Southern California (47) (Bluebonnet, 1977) (lost 5)
 7—Auburn (27) vs. Texas (3) (Gator, 1974) (lost 5)
 7—Tennessee (34) vs. Air Force (13) (Sugar, 1971) (lost 4)
 7—Air Force (13) vs. Tennessee (34) (Sugar, 1971) (lost 3)
 7—Georgia (2) vs. Arkansas (16) (Sugar, 1969) (lost 5)
 7—Alabama (0) vs. Penn St. (7) (Liberty, 1959) (lost 4)
 7—Southern California (7) vs. Ohio St. (20) (Rose, 1955) (lost 3)
 7—Maryland (28) vs. Tennessee (13) (Sugar, 1952) (lost 3)
 7—Wash. & Lee (7) vs. Wyoming (20) (Gator, 1951) (lost 2)
 7—Missouri (7) vs. Maryland (20) (Gator, 1950) (lost 5)
 7—(D) Georgia (20) vs. Texas A&M (40) (Presidential Cup, 1950)
 7—(D) Arizona St. (21) vs. Xavier (Ohio) (33) (Salad, 1950) (lost 6)

MOST FUMBLES, BOTH TEAMS

17—Alabama (12) [6] & Mississippi (7) [11] (Sugar, 1964) (lost 9)
 14—Louisiana Tech (24) [6] & Louisville (14) [8] (Independence, 1977) (lost 6)
 14—Tennessee (34) [7] & Air Force (13) [7] (Sugar, 1971) (lost 7)
 13—TCU (0) [8] & Air Force (0) [5] (Cotton, 1959) (lost 6)
 12—North Carolina St. (28) [8] & Iowa (23) [4] (Peach, Dec. 31, 1988) (lost 8)
 12—(D) Houston (35) [8] & Navy (0) [4] (Garden State, 1980) (lost 6)

- 12—New Mexico St. (28) [4] & North Texas (8) [8] (Sun, 1959) (lost 8)
 11—(D) Toledo (27) [7] & San Jose St. (25) [4] (California, 1981) (lost 3)
 11—Oklahoma (41) [6] & Wyoming (7) [5] (Fiesta, 1976)
 10—LSU (28) [3] & Georgia Tech (14) [7] (Peach, 2000) (lost 5)
 10—Alabama (30) [5] & Baylor (2) [5] (Cotton, 1981) (lost 5)
 10—(D) Houston (31) [5] & North Carolina St. (31) [5] (Bluebonnet, 1974) (lost 4)
 10—Notre Dame (24) [1] & Texas (11) [9] (Cotton, 1971) (lost 6)
 10—Illinois (17) [5] & Washington (7) [5] (Rose, 1964) (lost 6)
 10—Navy (20) [5] & Rice (7) [5] (Cotton, 1958) (lost 8)
 10—Mississippi (7) [5] & Florida (3) [5] (Gator, 1958) (lost 5)
 10—Texas (16) [5] & Tennessee (0) [5] (Cotton, 1953) (lost 6)

MOST FUMBLES LOST

- 6—Tulsa (10) vs. Georgia Tech (52) (Humanitarian, 2004) (7 fumbles)
 6—Texas A&M (2) vs. Florida St. (10) (Cotton, 1992) (6 fumbles)
 6—East Caro. (31) vs. Maine (0) (Tangerine, 1965) (6 fumbles)
 6—Mississippi (7) vs. Alabama (12) (Sugar, 1964) (11 fumbles)
 6—North Texas (8) vs. New Mexico St. (28) (Sun, 1959) (8 fumbles)
 6—(D) Arizona St. (21) vs. Xavier (Ohio) (33) (Salad, 1950) (7 fumbles)
 5—Southern Miss. (35) vs. Idaho (42) (Humanitarian, 1998) (6 fumbles)
 5—UCLA (16) vs. Wisconsin (21) (Rose, 1994) (5 fumbles)
 5—North Carolina St. (28) vs. Iowa (23) (Peach, Dec. 31, 1988) (8 fumbles)
 5—(D) North Carolina (21) vs. Arizona (30) (Aloha, 1986) (5 fumbles)
 5—(D) Bowling Green (7) vs. Fresno St. (51) (California, 1985) (6 fumbles)
 5—(D) Georgia (22) vs. Stanford (25) (Bluebonnet, 1978) (6 fumbles)
 5—(D) Texas A&M (28) vs. Southern California (47) (Bluebonnet, 1977) (7 fumbles)
 5—Auburn (27) vs. Texas (3) (Gator, 1974) (7 fumbles)
 5—Texas (11) vs. Notre Dame (24) (Cotton, 1971) (9 fumbles)
 5—Georgia (2) vs. Arkansas (16) (Sugar, 1969) (7 fumbles)
 5—(D) Utah St. (9) vs. Baylor (24) (Gotham, 1961) (5 fumbles)
 5—Rice (7) vs. Navy (20) (Cotton, 1958) (5 fumbles)
 5—Auburn (13) vs. Vanderbilt (25) (Gator, 1955) (5 fumbles)
 5—Oklahoma (7) vs. Kentucky (13) (Sugar, 1951)
 5—Missouri (7) vs. Maryland (20) (Gator, 1950) (7 fumbles)
 5—Texas A&M (21) vs. Alabama (29) (Cotton, 1942) (6 fumbles)

MOST FUMBLES LOST, BOTH TEAMS

- 9—Alabama (12) [3] & Mississippi (7) [6] (Sugar, 1964) (17 fumbles)
 8—Idaho (42) [3] & Southern Miss. (35) [5] (Humanitarian, 1998) (9 fumbles)
 8—North Carolina St. (28) [5] & Iowa (23) [3] (Peach, Dec. 31, 1988) (12 fumbles)
 8—New Mexico St. (28) [2] & North Texas (8) [6] (Sun, 1959) (12 fumbles)
 8—Navy (20) [3] & Rice (7) [5] (Cotton, 1958) (10 fumbles)
 7—Georgia Tech (52) [1] & Tulsa (10) [6] (Humanitarian, 2004) (8 fumbles)
 7—Florida St. (10) [1] & Texas A&M (2) [6] (Cotton, 1992) (7 fumbles)
 7—Texas A&M (37) [3] & Florida (14) [4] (Sun, Jan. 2, 1977) (8 fumbles)
 7—Arizona St. (28) [3] & Pittsburgh (7) [4] (Fiesta, 1973) (9 fumbles)
 7—Tennessee (34) [3] & Air Force (13) [4] (Sugar, 1971) (14 fumbles)
 7—Michigan St. (28) [4] & UCLA (20) [3] (Rose, 1954) (8 fumbles)

Penalties**MOST PENALTIES**

- 21—Mississippi St. (17) vs. Clemson (7) (Peach, 1999) (188 yards)
 20—(D) Fresno St. (35) vs. Western Mich. (30) (California, 1988) (166 yards)
 19—Oregon (41) vs. Air Force (13) (Las Vegas, 1997) (166 yards)
 18—Alabama (34) vs. Michigan (35) (ot) (Orange, 2000) (132 yards)
 18—Washington St. (31) vs. Utah (28) (Copper, 1992) (136 yards)
 16—Miami (Fla.) (46) vs. Texas (3) (Cotton, 1991) (202 yards)
 16—Tulsa (16) vs. McNeese St. (20) (Independence, 1976) (100 yards)
 16—Tennessee (17) vs. Oklahoma (0) (Orange, 1939) (130 yards)
 15—Utah (17) vs. Fresno St. (16) (Las Vegas, 1999) (151 yards)
 15—Florida (52) vs. Florida St. (20) (Sugar, 1997) (102 yards)
 15—Washington St. (10) vs. Baylor (3) (Alamo, 1994) (110 yards)
 15—Illinois (30) vs. East Caro. (0) (Liberty, 1994) (164 yards)
 15—Utah St. (42) vs. Ball St. (33) (Las Vegas, 1993) (150 yards)
 15—Miami (Fla.) (7) vs. Tennessee (35) (Sugar, 1986) (120 yards)
 15—(D) Michigan (33) vs. UCLA (14) (Bluebonnet, 1981) (148 yards)
 14—Minnesota (30) vs. North Carolina St. (38) (Micronpc.com, 2000) (107 yards)
 14—Purdue (25) vs. Georgia (28) (ot) (Outback, 2000) (153 yards)
 14—Oregon St. (17) vs. Hawaii (23) (Oahu Classic, 1999) (138 yards)
 14—Louisville (31) vs. Boise St. (34) (Humanitarian, 1999) (120 yards)
 14—Kentucky (14) vs. Penn St. (26) (Outback, 1999) (103 yards)
 14—Marshall (48) vs. Louisville (29) (Motor City, 1998) (123 yards)
 14—Kansas St. (34) vs. Purdue (37) (Alamo, 1998) (125 yards)
 14—Florida St. (20) vs. Florida (52) (Sugar, 1997) (115 yards)
 14—(D) San Jose St. (37) vs. Miami (Ohio) (7) (California, 1986) (163 yards)

MOST PENALTIES, BOTH TEAMS

- 29—Mississippi St. (17) [21] & Clemson (7) [8] (Peach, 1999) (270 yards)
 29—Florida (52) [15] & Florida St. (20) [14] (Sugar, 1997) (217 yards)
 29—McNeese St. (20) [13] & Tulsa (16) [16] (Independence, 1976) (205 yards)
 28—Michigan (35) [10] & Alabama (34) [18] (ot) (Orange, 2000) (247 yards)
 28—(D) Fresno St. (35) [20] & Western Mich. (30) [8] (California, 1988) (231 yards)
 27—Marshall (48) [14] & Louisville (29) [13] (Motor City, 1998) (232 yards)
 26—Oregon (41) [19] & Air Force (13) [7] (Las Vegas, 1997) (223 yards)
 26—Tennessee (35) [11] & Miami (Fla.) [7] [15] (Sugar, 1986) (245 yards)

- 25—Washington St. (31) [18] & Utah (28) [7] (Copper, 1992) (191 yards)
 25—Tennessee (17) [16] & Oklahoma (0) [9] (Orange, 1939) (221 yards)
 24—Georgia (28) [10] & Purdue (25) [14] (ot) (Outback, 2000) (208 yards)
 24—Miami (Fla.) (46) [16] & Texas (3) [8] (Cotton, 1991) (270 yards)
 24—(D) San Jose St. (37) [14] & Miami (Ohio) (7) [10] (California, 1986) (264 yards)
 24—(D) Michigan (33) [15] & UCLA (14) [9] (Bluebonnet, 1981) (242 yards)
 23—Oregon St. (55) [10] & New Mexico (14) [13] (Las Vegas, 2003) (197 yards)
 23—Hawaii (23) [9] & Oregon St. (17) [14] (Oahu Classic, 1999) (226 yards)
 23—Kansas St. (54) [12] & Colorado St. (21) [11] (Holiday, 1995) (219 yards)
 23—(D) Fresno St. (51) [12] & Bowling Green (7) [11] (California, 1985) (183 yards)
 22—Penn St. (26) [8] & Kentucky (14) [14] (Outback, 1999) (161 yards)
 22—(D) Eastern Mich. (30) [9] & San Jose St. (27) [13] (California, 1987) (162 yards)
 21—North Carolina St. (38) [7] & Minnesota (30) [14] (Micronpc.com, 2000) (182 yards)
 21—Utah (17) [15] & Fresno St. (16) [6] (Las Vegas, 1999) (210 yards)
 21—Florida St. (16) [12] & Tennessee (23) [9] (Fiesta, 1999) (165 yards)
 21—Purdue (37) [7] & Kansas St. (34) [14] (Alamo, 1998) (160 yards)
 21—Illinois (30) [15] & East Caro. (0) [6] (Liberty, 1994) (204 yards)
 21—Florida St. (18) [10] & Nebraska (16) [11] (Orange, 1994) (184 yards)
 21—Ohio St. (47) [12] & Brigham Young (17) [9] (Holiday, 1982) (184 yards)
 21—Oklahoma St. (16) [12] & Brigham Young (6) [9] (Fiesta, 1974) (150 yards)

MOST YARDS PENALIZED

- 202—Miami (Fla.) (46) vs. Texas (3) (Cotton, 1991) (16 penalties)
 188—Mississippi St. (17) vs. Clemson (7) (Peach, 1999) (21 penalties)
 166—Oregon (41) vs. Air Force (13) (Las Vegas, 1997) (19 penalties)
 166—(D) Fresno St. (35) vs. Western Mich. (30) (California, 1988) (20 penalties)
 164—Illinois (30) vs. East Caro. (0) (Liberty, 1994) (15 penalties)
 163—(D) San Jose St. (37) vs. Miami (Ohio) (7) (California, 1986) (14 penalties)
 153—Purdue (25) vs. Georgia (28) (ot) (Outback, 2000) (14 penalties)
 151—Utah (17) vs. Fresno St. (16) (Las Vegas, 1999) (15 penalties)
 150—Utah St. (42) vs. Ball St. (33) (Las Vegas, 1993) (15 penalties)
 150—Oklahoma (48) vs. Duke (21) (Orange, 1958) (12 penalties)
 148—(D) Michigan (33) vs. UCLA (14) (Bluebonnet, 1981) (15 penalties)
 143—Miami (Fla.) (22) vs. Nebraska (0) (Orange, 1992) (12 penalties)
 140—Lamar (21) vs. Middle Tenn. (14) (Tangerine, 1961) (13 penalties)
 138—Oregon St. (17) vs. Hawaii (23) (Oahu Classic, 1999) (14 penalties)
 136—Washington St. (31) vs. Utah (28) (Copper, 1992) (18 penalties)
 135—Florida St. (41) vs. Nebraska (17) (Fiesta, 1990) (13 penalties)
 132—Alabama (34) vs. Michigan (35) (ot) (Orange, 2000) (18 penalties)
 130—LSU (15) vs. Nebraska (30) (Sugar, 1987) (12 penalties)
 130—Tennessee (17) vs. Oklahoma (0) (Orange, 1939)

MOST YARDS PENALIZED, BOTH TEAMS

- 270—Mississippi St. (17) [188] & Clemson (7) [82] (Peach, 1999)
 270—Miami (Fla.) (46) [202] & Texas (3) [68] (Cotton, 1991)
 264—(D) San Jose St. (37) [163] & Miami (Ohio) (7) [101] (California, 1986)
 247—Michigan (35) [115] & Alabama (34) [132] (ot) (Orange, 2000)
 245—Tennessee (35) [125] & Miami (Fla.) (7) [120] (Sugar, 1986)
 242—(D) Michigan (33) [148] & UCLA (14) [94] (Bluebonnet, 1981)
 232—Marshall (48) [123] & Louisville (29) [109] (Motor City, 1998)
 231—(D) Fresno St. (35) [166] & Western Mich. (30) [65] (California, 1988)
 226—Hawaii (23) [88] & Oregon St. (17) [138] (Oahu Classic, 1999)
 223—Oregon (41) [166] & Air Force (13) [57] (Las Vegas, 1997)
 221—Tennessee (16) [130] & Oklahoma (0) [91] (Orange, 1939)
 219—Kansas St. (54) [124] & Colorado St. (21) [95] (Holiday, 1995)
 217—Florida (52) [102] & Florida St. (20) [115] (Sugar, 1997)
 210—Utah (17) [151] & Fresno St. (16) [59] (Las Vegas, 1999)
 208—Georgia (28) [55] & Purdue (25) [153] (ot) (Outback, 2000)
 205—Texas Tech (38) [127] & Navy (14) [78] (Houston, 2003)
 205—McNeese St. (20) [105] & Tulsa (16) [100] (Independence, 1976)
 204—Illinois (30) [164] & East Caro. (0) [40] (Liberty, 1994)

FEWEST PENALTIES

- 0—Southern Methodist (7) vs. Alabama (28) (Sun, 1983)
 0—Louisiana Tech (13) vs. East Caro. (35) (Independence, 1978)
 0—Texas (17) vs. Alabama (13) (Cotton, 1973)
 0—Air Force (13) vs. Tennessee (34) (Sugar, 1971)
 0—(D) Rice (7) vs. Kansas (33) (Bluebonnet, 1961)
 0—Pittsburgh (14) vs. Georgia Tech (21) (Gator, 1956)
 0—Clemson (0) vs. Miami (Fla.) (14) (Gator, 1952)
 0—Texas (7) vs. Randolph Field (7) (Cotton, 1944)
 0—Alabama (20) vs. Washington (19) (Rose, 1926)

FEWEST PENALTIES, BOTH TEAMS

- 3—Alabama (28) [3] & Southern Methodist (7) [0] (Sun, 1983)
 3—Penn St. (30) [2] & Texas (6) [1] (Cotton, 1972)
 3—Texas (21) [1] & Notre Dame (17) [2] (Cotton, 1970)
 3—Penn St. (15) [1] & Kansas (14) [2] (Orange, 1969)
 3—(D) Kansas (33) [3] & Rice (7) [0] (Bluebonnet, 1961)

FEWEST YARDS PENALIZED

- 0—Southern Methodist (7) vs. Alabama (28) (Sun, 1983)
 0—Louisiana Tech (13) vs. East Caro. (35) (Independence, 1978)
 0—Texas (17) vs. Alabama (13) (Cotton, 1973)
 0—Air Force (13) vs. Tennessee (34) (Sugar, 1971)
 0—(D) Rice (7) vs. Kansas (33) (Bluebonnet, 1961)
 0—Pittsburgh (14) vs. Georgia Tech (21) (Gator, 1956)

0—Clemson (0) vs. Miami (Fla.) (14) (Gator, 1952)
 0—Texas (7) vs. Randolph Field (7) (Cotton, 1944)
 0—Alabama (20) vs. Washington (19) (Rose, 1926)

FEWEST YARDS PENALIZED, BOTH TEAMS

10—Duquesne (13) [5] & Mississippi St. (12) [5] (Orange, 1937)
 15—Texas (21) [5] & Notre Dame (17) [10] (Cotton, 1970)
 15—(D) Kansas (33) [15] vs. Rice (7) [0] (Bluebonnet, 1961)

Miscellaneous Records

SCORELESS TIES#

1959—Air Force 0, TCU 0 (Cotton)
 1947—Arkansas 0, LSU 0 (Cotton)
 1940—Arizona St. 0, Catholic 0 (Sun)
 1922—California 0, Wash. & Jeff. 0 (Rose)

TIE GAMES#

(Not Scoreless)

1991—Brigham Young 13, Iowa 13 (Holiday)
 1990—Louisiana Tech 34, Maryland 34 (Independence)
 1988—Auburn 16, Syracuse 16 (Sugar)
 1985—Arizona 13, Georgia 13 (Sun)
 1984—Florida St. 17, Georgia 17 (Florida Citrus)
 1978—Arkansas 10, UCLA 10 (Fiesta)
 1977—(D) Maryland 17, Minnesota 17 (Hall of Fame)
 1974—Texas Tech 6, Vanderbilt 6 (Peach)
 1974—(D) Houston 31, North Carolina St. 31 (Bluebonnet)
 1970—(D) Alabama 24, Oklahoma 24 (Bluebonnet)
 1970—(D) Long Beach St. 24, Louisville 24 (Pasadena)
 1967—Florida St. 17, Penn St. 17 (Gator)
 1960—(D) Alabama 3, Texas 3 (Bluebonnet)
 1948—Georgia 20, Maryland 20 (Gator)
 1948—Penn St. 13, Southern Methodist 13 (Cotton)
 1947—(D) Montana St. 13, New Mexico 13 (Harbor)
 1944—Randolph Field 7, Texas 7 (Cotton)
 1937—(D) Auburn 7, Villanova 7 (Baccardi)
 1936—Hardin-Simmons 14, New Mexico St. 14 (Sun)
 1934—(D) Arkansas 7, Centenary (La.) 7 (Dixie Classic)
 1927—Alabama 7, Stanford 7 (Rose)
 1924—Navy 14, Washington 14 (Rose)

OVERTIME GAMES#

1995—Toledo (40) vs. Nevada (37) (Las Vegas) (1 ot)
 2000—Georgia (28) vs. Purdue (25) (Outback) (1 ot); Michigan (35) vs. Alabama (34) (Orange) (1 ot)
 2000—Mississippi St. (43) vs. Texas A&M (41) (Independence) (1 ot)
 2001—Marshall (64) vs. East Caro. (61) (GMAC) (2 ot)
 2002—Wisconsin (31) vs. Colorado (28) (Alamo) (1 ot)
 2003—Ohio St. (31) vs. Miami (Fla.) (24) (Fiesta) (2 ot)
 2004—Hawaii (54) vs. Houston (48) (Hawaii, 2003) (3 ot); Georgia (34) vs. Purdue (27) (Capital One, 2004) (1 ot)

#Beginning in 1995-96, tied bowl games were allowed to use a tiebreaker system.

Longest Plays

(D) Denotes discontinued bowl. Year listed is actual year bowl was played.

LONGEST RUNS FROM SCRIMMAGE

Yds.	Player, Team (Score) vs. Opponent (Score)	Bowl, Year
99*	Terry Baker (QB), Oregon St. (6) vs. Villanova (0)	Liberty, 1962
95*#	Dicky Maegle, Rice (28) vs. Alabama (6)	Cotton, 1954
94*(D)	Dwight Ford, Southern California (47) vs. Texas A&M (28)	Bluebonnet, 1977
94*	Larry Smith, Florida (27) vs. Georgia Tech (12)	Orange, 1967
94*	Hascall Henshaw, Arizona St. (13) vs. Case Reserve (26)	Sun, 1941

#Famous bench-tackle play; Maegle tackled on Alabama 40-yard line by Tommy Lewis, awarded touchdown. *Scored touchdown on play.

LONGEST PASS PLAYS

Yds.	Player, Team (Score) vs. Opponent (Score)	Bowl, Year
95*	Ronnie Fletcher to Ben Hart, Oklahoma (19) vs. Florida St. (36)	Gator, Jan. 2, 1965
93*(D)	Stan Heath to Tommy Kalminir, Nevada (13) vs. North Texas (6)	Salad, 1948
91*(D)	Mark Barsotti to Stephen Shelley, Fresno St. (27) vs. Ball St. (6)	California, 1989
89*	Pete Gonzalez to Jake Hoffart, Pittsburgh (7) vs. Southern Miss. (41)	Liberty, 1997
88*	Michael Bishop to Darnell McDonald, Kansas St. (34) vs. Purdue (37)	Alamo, 1998
88*	Dave Schnell to Rob Turner, Indiana (34) vs. South Carolina (10)	Liberty, 1988

Yds. Player, Team (Score) vs. Opponent (Score) Bowl, Year

87*(D)	Mike Thomas to L.C. Stevens, North Carolina (20) vs. Arkansas (10)	Carquest, Dec. 30, 1995
87*	Drew Bledsoe to Phillip Bobo, Washington St. (31) vs. Utah (28)	Copper, 1992
87*	Randy Wright to Tim Stracka, Wisconsin (14) vs. Kansas St. (3)	Independence, 1982
87*	Ger Schwedes to Ernie Davis, Syracuse (23) vs. Texas (14)	Cotton, 1960
86*	Brad Otton to Keyshawn Johnson, Southern California (55) vs. Texas Tech (14)	Cotton, 1995

*Scored touchdown on play.

LONGEST FIELD GOALS

Yds.	Player, Team (Score) vs. Opponent (Score)	Bowl, Year
62	Tony Franklin, Texas A&M (37) vs. Florida (14)	Sun, Jan. 2, 1977
56	Greg Cox, Miami (Fla.) (20) vs. Oklahoma (14)	Orange, 1988
55(D)	Russell Erxleben, Texas (38) vs. Colorado (21)	Bluebonnet, 1975
54	Carlos Huerta, Miami (Fla.) (22) vs. Nebraska (0)	Orange, 1992
54	Quin Rodriguez, Southern California (16) vs. Michigan St. (17)	John Hancock, 1990
54	Luis Zendejas, Arizona St. (32) vs. Oklahoma (21)	Fiesta, 1983

LONGEST PUNTS

Yds.	Player, Team (Score) vs. Opponent (Score)	Bowl, Year
84\$	Kyle Rote, Southern Methodist (21) vs. Oregon (13)	Cotton, 1949
82	Ike Pickle, Mississippi St. (12) vs. Duquesne (13)	Orange, 1937
80	Elmer Layden, Notre Dame (27) vs. Stanford (10)	Rose, 1925
79\$	Doak Walker, Southern Methodist (21) vs. Oregon (13)	Cotton, 1949
78	Chris Hogue, Tennessee (17) vs. Nebraska (42)	Orange, 1998
78	Glenn Dobbs, Tulsa (7) vs. Tennessee (14)	Sugar, 1943
77	Mike Sochko, Maryland (21) vs. Houston (30)	Cotton, 1977
74	Bill Bradley, Texas (36) vs. Tennessee (13)	Cotton, 1969
73	Sean Reali, Syracuse (41) vs. Clemson (0)	Gator, 1996

\$Quick kick.

LONGEST PUNT RETURNS

Yds.	Player, Team (Score) vs. Opponent (Score)	Bowl, Year
88*	Ben Kelly, Colorado (62) vs. Boston College (28)	Insight.com, 1999
86*	Aramis Dandoy, Southern California (7) vs. Ohio St. (20)	Rose, 1955
85*	Darran Hall, Colorado St. (35) vs. Missouri (24)	Holiday, 1997
83*	Vai Sikahema, Brigham Young (46) vs. Southern Methodist (45)	Holiday, 1980
82*	Marcus Wall, North Carolina (31) vs. Texas (35)	Sun, 1994
82	Willie Drewrey, West Virginia (12) vs. Florida St. (31)	Gator, 1982
80*(D)	Gary Anderson, Arkansas (34) vs. Tulane (15)	Hall of Fame, 1980
80*	Cecil Ingram, Alabama (61) vs. Syracuse (6)	Orange, 1953

*Scored touchdown on play.

LONGEST KICKOFF RETURNS

Yds.	Player, Team (Score) vs. Opponent (Score)	Bowl, Year
100*	C.J. Jones, Iowa (17) vs. Southern California (38)	Orange, 2003
100*(D)	Deltha O'Neal, California (38) vs. Navy (42)	Aloha, 1996
100*	Derrick Mason, Michigan St. (26) vs. LSU (45)	Independence, 1995
100*	Kirby Dar Dar, Syracuse (26) vs. Colorado (22)	Fiesta, 1993
100*	Pete Panuska, Tennessee (27) vs. Maryland (28)	Sun, 1984
100*	Dave Lowery, Brigham Young (21) vs. Oklahoma St. (49)	Tangerine, 1976
100*	Mike Fink, Missouri (35) vs. Arizona St. (49)	Fiesta, 1972
100*(D)	Bob Smith, Texas A&M (40) vs. Georgia (20)	Presidential Cup, 1950
100*!	Al Hoisch, UCLA (14) vs. Illinois (45)	Rose, 1947

*Scored touchdown on play. !Rose Bowl records carry as 103-yard return.

LONGEST INTERCEPTION RETURNS

Yds.	Player, Team (Score) vs. Opponent (Score)	Bowl, Year
95*	Marcus Washington, Colorado (38) vs. Oregon (6)	Cotton, 1996
94*	David Baker, Oklahoma (48) vs. Duke (21)	Orange, 1958
91*	Donald Strickland, Colorado (28) vs. Wisconsin (31)	Alamo, 2002
91*	Don Hoover, Ohio (14) vs. West Tex. A&M (15)	Sun, 1962
90*	Norm Beal, Missouri (21) vs. Navy (14)	Orange, 1961
90*	Charlie Brems, South Carolina (14) vs. Wake Forest (26)	Gator, 1946
90*(D)	G.P. Jackson, TCU (7) vs. Centre (63)	Fort Worth Classic, 1921

*Scored touchdown on play.

LONGEST MISCELLANEOUS RETURNS

Yds.	Player, Team (Score) vs. Opponent (Score)	Bowl, Year
98	Greg Mather, Navy (14) vs. Missouri (21) (Int. Lat.)	Orange, 1961
89	Charlie Owens, TCU (9) vs. Texas A&M (28) (Fumble return)	galleryfurniture.com, 2001
80	Antonio Banks, Virginia Tech (45) vs. Indiana (20) (Blocked field goal return)	Independence, 1993

Yds.	Player, Team (Score) vs. Opponent (Score)	Bowl, Year
79	Tremain Mack, Miami (Fla.) (31) vs. Virginia (21) (Fumble return)	Carquest, 1996
75	Payton Williams, Fresno St. (16) vs. Utah (17) (Blocked field goal return)	Las Vegas, 1999
74	Morgan Scalley, Utah (17) vs. Southern Miss. (0) (Fumble return)	Liberty, 2003
73	Dick Carpenter, Oklahoma (48) vs. Duke (21) (Int. Lat.)	Orange, 1958
70	Carlos Posey, Missouri (34) vs. West Virginia (31) (Blocked punt return)	Insight.com, 1998
65	Steve Manstedt, Nebraska (19) vs. Texas (3) (Fumble return)	Cotton, 1974

Bowl Coaching Records

All-Time Bowl Appearances

(Ranked by Most Bowl Games Coached)

Coach (Teams Taken to Bowl)	G	W-L-T	Pct.
*Joe Paterno, Penn St.	31	20-10-1	.661
Paul "Bear" Bryant, Alabama, Texas A&M, Kentucky	29	15-12-2	.552
*Bobby Bowden, West Virginia, Florida St.	27	18-8-1	.685
Tom Osborne, Nebraska	25	12-13-0	.480
*Lou Holtz, William & Mary, North Carolina St., Arkansas, Notre Dame, South Carolina	22	12-8-2	.591
LaVell Edwards, Brigham Young	22	7-14-1	.341
Vince Dooley, Georgia	20	8-10-2	.450
John Vaught, Mississippi	18	10-8-0	.556
Hayden Fry, Southern Methodist, Iowa	17	7-9-1	.441
Bo Schembechler, Michigan	17	5-12-0	.294
Johnny Majors, Iowa St., Pittsburgh, Tennessee	16	9-7-0	.563
Darrell Royal, Texas	16	8-7-1	.531
Don James, Kent St., Washington	15	10-5-0	.667
George Welsh, Navy, Virginia	15	5-10-0	.333
Jackie Sherrill, Pittsburgh, Texas A&M, Mississippi St.	14	8-6-0	.571
John Cooper, Arizona St., Ohio St.	14	5-9-0	.357
Bobby Dodd, Georgia Tech	13	9-4-0	.692
Terry Donahue, UCLA	13	8-4-1	.654
Barry Switzer, Oklahoma	13	8-5-0	.615
Charlie McClendon, LSU	13	7-6-0	.538

*Active coach. Ties computed as half won and half lost.

All-Time Bowl Victories

Coach	Wins	Record	Coach	Wins	Record
*Joe Paterno	20	20-10-1	Barry Switzer	8	8-5-0
*Bobby Bowden	18	18-8-1	Darrell Royal	8	8-7-1
Paul "Bear" Bryant	15	15-12-2	Vince Dooley	8	8-10-2
Tom Osborne	12	12-13-0	Pat Dye	7	7-2-1
*Lou Holtz	12	12-8-2	Bob Devaney	7	7-3-0
Don James	10	10-5-0	Dan Devine	7	7-3-0
John Vaught	10	10-8-0	Earle Bruce	7	7-5-0
Bobby Dodd	9	9-4-0	Charlie McClendon	7	7-6-0
Johnny Majors	9	9-7-0	Hayden Fry	7	7-9-1
*John Robinson	8	8-1-0	LaVell Edwards	7	7-15-1
Terry Donahue	8	8-4-1			

*Active coach.

All-Time Bowl Winning Percentage

(Minimum 11 Games)

Coach, Last Team Coached	G	W-L-T	Pct.
Bobby Dodd, Georgia Tech	13	9-4-0	.692
*Bobby Bowden, Florida St.	27	18-8-1	.685
Don James, Washington	15	10-5-0	.667
*Joe Paterno, Penn St.	31	20-10-1	.661
Terry Donahue, UCLA	13	8-4-1	.654
Barry Switzer, Oklahoma	13	8-5-0	.615
*Lou Holtz, South Carolina	22	12-8-2	.591
Bill Yeoman, Houston	11	6-4-1	.591
Earle Bruce, Colorado St.	12	7-5-0	.583
Jackie Sherrill, Mississippi St.	14	8-6-0	.571
Johnny Majors, Pittsburgh	16	9-7-0	.563
John Vaught, Mississippi	18	10-8-0	.556
Paul "Bear" Bryant, Alabama	29	15-12-2	.552
Charlie McClendon, LSU	13	7-6-0	.538
Darrell Royal, Texas	16	8-7-1	.531

Coach, Last Team Coached	G	W-L-T	Pct.
*Mack Brown, Texas	12	6-6-0	.500
*Fisher DeBerry, Air Force	12	6-6-0	.500
*Phillip Fulmer, Tennessee	12	6-6-0	.500
Woody Hayes, Ohio St.	12	6-6-0	.500
Tom Osborne, Nebraska	25	12-13-0	.480
Steve Spurrier, Florida	11	5-6-0	.455
Vince Dooley, Georgia	20	8-10-2	.450
Hayden Fry, Iowa	17	7-9-1	.441
Shug Jordan, Auburn	12	5-7-0	.417
John Cooper, Ohio St.	14	5-9-0	.357
George Welsh, Virginia	15	5-10-0	.333

*Active coach. Ties computed as half won and half lost.

All-Time Bowl Coaching History

A total of 496 coaches have head-coached in history's 879 major bowl games (the term "major bowl" is defined above the alphabetical list of team bowl records). Below is an alphabetical list of all 496 bowl coaches, with their alma mater and year, their birth date, and their game-by-game bowl records, with name and date of each bowl, opponent, final score (own score first) and opposing coach (in parentheses). A handful coached service teams or colleges never in the major category but are included because they coached against a major team in a major bowl.

Coach/School	Bowl/Date	Opponent/Score (Coach)
JIM AIKEN , 0-1-0	(Wash. & Jeff. '22)	Born 5-26-1899
Oregon	Cotton 1-1-49	Southern Methodist 12-21 (Matty Bell)
FRED AKERS , 2-8-0	(Arkansas '60)	Born 3-17-38
Wyoming	Fiesta 12-19-76	Oklahoma 7-41 (Barry Switzer)
Texas	Cotton 1-2-78	Notre Dame 10-38 (Dan Devine)
Texas	Sun 12-23-78	Maryland 42-0 (Jerry Claiborne)
Texas	Sun 12-22-79	Washington 7-14 (Don James)
Texas	Bluebonnet 12-31-80	North Carolina 7-16 (Dick Crum)
Texas	Cotton 1-1-82	Alabama 14-12 (Paul "Bear" Bryant)
Texas	Sun 12-25-82	North Carolina 10-26 (Dick Crum)
Texas	Cotton 1-2-84	Georgia 9-10 (Vince Dooley)
Texas	Freedom 12-26-84	Iowa 17-55 (Hayden Fry)
Texas	Bluebonnet 12-31-85	Air Force 16-24 (Fisher DeBerry)
BILL ALEXANDER , 3-2-0	(Georgia Tech '12)	Born 6-6-1889
Georgia Tech	Rose 1-1-29	California 8-7 (Clarence "Nibs" Price)
Georgia Tech	Orange 1-1-40	Missouri 21-7 (Don Faurot)
Georgia Tech	Cotton 1-1-43	Texas 7-14 (Dana Bible)
Georgia Tech	Sugar 1-1-44	Tulsa 20-18 (Henry Frnka)
Georgia Tech	Orange 1-1-45	Tulsa 12-26 (Henry Frnka)
LEONARD "STUB" ALLISON , 1-0-0	(Carleton '17)	Born 1892
California	Rose 1-1-38	Alabama 13-0 (Frank Thomas)
BARRY ALVAREZ , 6-2-0	(Nebraska '69)	Born 12-30-46
Wisconsin	Rose 1-1-94	UCLA 21-16 (Terry Donahue)
Wisconsin	Hall of Fame 1-2-95	Duke 34-20 (Fred Goldsmith)
Wisconsin	Copper 12-27-96	Utah 38-10 (Ron McBride)
Wisconsin	Outback 1-1-98	Georgia 6-33 (Jim Donnan)
Wisconsin	Rose 1-1-99	UCLA 38-31 (Bob Toledo)
Wisconsin	Rose 1-1-00	Stanford 17-9 (Tyronne Willingham)
Wisconsin	Sun 12-29-00	UCLA 21-20 (Bob Toledo)
Wisconsin	Alamo 12-28-02	Colorado 31-28 (ot) (Gary Barnett)
Wisconsin	Music City 12-31-03	Auburn 14-28 (Tommy Tuberville)
CHUCK AMATO , 3-1-0	(North Carolina St. '69)	Born 6-26-46
North Carolina St.	Micronpc.com 12-28-00	Minnesota 38-30 (Glen Mason)
North Carolina St.	Tangerine 12-20-01	Pittsburgh 19-34 (Walt Harris)
North Carolina St.	Gator 1-1-03	Notre Dame 28-6 (Tyronne Willingham)
North Carolina St.	Tangerine 12-22-03	Kansas 56-26 (Mark Mangino)
TOM ANSTUTZ , 1-1-0	(Toledo '77)	Born 8-30-55
Toledo	Motor City 12-29-01	Cincinnati 23-16 (Rick Minter)
Toledo	Motor City 12-26-02	Boston College 25-51 (Tom O'Brien)
MIKE ARCHER , 1-1-0	(Miami [Fla.] '75)	Born 7-26-53
LSU	Gator 12-31-87	South Carolina 30-13 (Joe Morrison)
LSU	Hall of Fame 1-2-89	Syracuse 10-23 (Dick MacPherson)
IKE ARMSTRONG , 1-0-0	(Drake '23)	Born 6-8-1895
Utah	Sun 1-2-39	New Mexico 16-0 (Ted Shipkey)
BILL ARNSPARGER , 0-3-0	(Miami [Ohio] '50)	Born 12-16-26
LSU	Sugar 1-1-85	Nebraska 10-28 (Tom Osborne)
LSU	Liberty 12-27-85	Baylor 7-21 (Grant Teaff)
LSU	Sugar 1-1-87	Nebraska 15-30 (Tom Osborne)
CHRIS AULT , 0-2-0	(Nevada '68)	Born 11-8-47
Nevada	Las Vegas 12-18-92	Bowling Green 34-35 (Gary Blackney)
Nevada	Las Vegas 12-14-95	Toledo 37-40 (ot) (Gary Pinkel)
CHARLEY BACHMAN , 0-1-0	(Notre Dame '17)	Born 12-1-92
Michigan St.	Orange 1-1-38	Auburn 0-6 (Jack Meagher)

Coach/School	Bowl/Date	Opponent/Score (Coach)	Coach/School	Bowl/Date	Opponent/Score (Coach)
ENOCH BAGSHAW , 0-1-1 (Washington '08)	Born 1884	Born 1884	BERNIE BIERMAN , 0-1-0 (Minnesota '16)	Born 3-1-1-1894	Born 3-1-1-1894
Washington..... Rose 1-1-24	Navy 14-14 (Bob Folwell)	Navy 14-14 (Bob Folwell)	Tulane..... Rose 1-1-32	Southern California 12-21 (Howard Jones)	Southern California 12-21 (Howard Jones)
Washington..... Rose 1-1-26	Alabama 19-20 (Wallace Wade)	Alabama 19-20 (Wallace Wade)	GARY BLACKNEY , 2-0-0 (Connecticut '67)	Born 12-10-55	Born 12-10-55
GEORGE BARCLAY , 1-1-0 (North Carolina '35)	Born 5-14-11	Born 5-14-11	Bowling Green..... California 12-14-91	Fresno St. 28-21 (Jim Sweeney)	Fresno St. 28-21 (Jim Sweeney)
Wash. & Lee..... Gator 1-1-51	Wyoming 7-20 (Bowden Wyatt)	Wyoming 7-20 (Bowden Wyatt)	Bowling Green..... Las Vegas 12-18-92	Nevada 35-34 (Chris Ault)	Nevada 35-34 (Chris Ault)
BILL BARNES , 0-1-0 (Tennessee '41)	Born 10-20-17	Born 10-20-17	BOBBY BOWDEN , 18-8-1 (Samford '53)	Born 11-8-29	Born 11-8-29
UCLA..... Rose 1-1-62	Minnesota 3-21 (Murray Warmath)	Minnesota 3-21 (Murray Warmath)	West Virginia..... Peach 12-29-72	North Carolina St. 13-49 (Lou Holtz)	North Carolina St. 13-49 (Lou Holtz)
WILLIS BARNES , 1-1-1 (Nebraska)	Born 10-22-1900	Born 10-22-1900	West Virginia..... Peach 12-31-75	North Carolina St. 13-10 (Lou Holtz)	North Carolina St. 13-10 (Lou Holtz)
New Mexico..... Sun 1-1-44	Southwestern (Tex.) 0-7 (R.M. Medley)	Southwestern (Tex.) 0-7 (R.M. Medley)	Florida St..... Tangerine 12-23-77	Texas Tech 40-14 (Steve Sloan)	Texas Tech 40-14 (Steve Sloan)
New Mexico..... Sun 1-1-46	Denver 34-24 (Clyde "Cac" Hubbard)	Denver 34-24 (Clyde "Cac" Hubbard)	Florida St..... Orange 1-1-80	Oklahoma 7-24 (Barry Switzer)	Oklahoma 7-24 (Barry Switzer)
New Mexico..... Harbor 1-1-47	Montana St. 13-13 (Clyde Carpenter)	Montana St. 13-13 (Clyde Carpenter)	Florida St..... Orange 1-1-81	Oklahoma 17-18 (Barry Switzer)	Oklahoma 17-18 (Barry Switzer)
GARY BARNETT , 1-4-0 (Missouri '69)	Born 5-23-46	Born 5-23-46	Florida St..... Gator 12-30-82	West Virginia 31-12 (Don Nehlen)	West Virginia 31-12 (Don Nehlen)
Northwestern..... Rose 1-1-96	Southern California 32-41 (John Robinson)	Southern California 32-41 (John Robinson)	Florida St..... Peach 12-30-83	North Carolina 28-3 (Dick Crum)	North Carolina 28-3 (Dick Crum)
Northwestern..... Fla. Citrus 1-1-97	Tennessee 28-48 (Phillip Fulmer)	Tennessee 28-48 (Phillip Fulmer)	Florida St..... Fla. Citrus 12-22-84	Georgia 17-17 (Vince Dooley)	Georgia 17-17 (Vince Dooley)
Colorado..... Insight.com 12-31-99	Boston College 62-28 (Tom O'Brien)	Boston College 62-28 (Tom O'Brien)	Florida St..... Gator 12-30-85	Oklahoma St. 34-23 (Pat Jones)	Oklahoma St. 34-23 (Pat Jones)
Colorado..... Fiesta 1-1-02	Oregon 16-38 (Mike Bellotti)	Oregon 16-38 (Mike Bellotti)	Florida St..... All-American 12-31-86	Indiana 27-13 (Bill Mallory)	Indiana 27-13 (Bill Mallory)
Colorado..... Alamo 12-28-02	Wisconsin 28-31 (ot) (Barry Alvarez)	Wisconsin 28-31 (ot) (Barry Alvarez)	Florida St..... Fiesta 1-1-88	Nebraska 31-28 (Tom Osborne)	Nebraska 31-28 (Tom Osborne)
JOHN BARNHILL , 2-1-1 (Tennessee '28)	Born 2-21-03	Born 2-21-03	Florida St..... Sugar 1-2-89	Auburn 13-7 (Pat Dye)	Auburn 13-7 (Pat Dye)
Tennessee..... Sugar 1-1-43	Tulsa 14-7 (Henry Frnka)	Tulsa 14-7 (Henry Frnka)	Florida St..... Fiesta 1-1-90	Nebraska 41-17 (Tom Osborne)	Nebraska 41-17 (Tom Osborne)
Tennessee..... Rose 1-1-45	Southern California 10-25 (Jeff Cravath)	Southern California 10-25 (Jeff Cravath)	Florida St..... Blockbuster 12-28-90	Penn St. 24-17 (Joe Paterno)	Penn St. 24-17 (Joe Paterno)
Arkansas..... Cotton 1-1-47	LSU 0-0 (Bernie Moore)	LSU 0-0 (Bernie Moore)	Florida St..... Cotton 1-1-92	Texas A&M 10-2 (R. C. Slocum)	Texas A&M 10-2 (R. C. Slocum)
Arkansas..... Dixie 1-1-48	William & Mary 21-19 (Rube McCray)	William & Mary 21-19 (Rube McCray)	Florida St..... Orange 1-1-93	Nebraska 27-14 (Tom Osborne)	Nebraska 27-14 (Tom Osborne)
BILL BATTLE , 4-1-0 (Alabama '63)	Born 12-8-41	Born 12-8-41	Florida St..... Orange 1-1-94	Nebraska 18-16 (Tom Osborne)	Nebraska 18-16 (Tom Osborne)
Tennessee..... Sugar 1-1-71	Air Force 34-13 (Ben Martin)	Air Force 34-13 (Ben Martin)	Florida St..... Sugar 1-2-95	Florida 23-17 (Steve Spurrier)	Florida 23-17 (Steve Spurrier)
Tennessee..... Liberty 12-20-71	Arkansas 14-13 (Frank Broyles)	Arkansas 14-13 (Frank Broyles)	Florida St..... Orange 1-1-96	Notre Dame 31-26 (Lou Holtz)	Notre Dame 31-26 (Lou Holtz)
Tennessee..... Bluebonnet 12-30-72	LSU 24-17 (Charlie McClendon)	LSU 24-17 (Charlie McClendon)	Florida St..... Sugar 1-2-97	Florida 20-52 (Steve Spurrier)	Florida 20-52 (Steve Spurrier)
Tennessee..... Gator 12-29-73	Texas Tech 19-28 (Jim Carlen)	Texas Tech 19-28 (Jim Carlen)	Florida St..... Sugar 1-1-98	Ohio St. 31-14 (John Cooper)	Ohio St. 31-14 (John Cooper)
Tennessee..... Liberty 12-16-74	Maryland 7-3 (Jerry Claiborne)	Maryland 7-3 (Jerry Claiborne)	Florida St..... Fiesta 1-4-99	Tennessee 16-23 (Phillip Fulmer)	Tennessee 16-23 (Phillip Fulmer)
SAMMY BAUGH , 0-1-0 (TCU '37)	Born 3-17-14	Born 3-17-14	Florida St..... Sugar 1-4-00	Virginia Tech 46-29 (Frank Beamer)	Virginia Tech 46-29 (Frank Beamer)
Hardin-Simmons..... Sun 12-31-58	Wyoming 6-14 (Bob Devaney)	Wyoming 6-14 (Bob Devaney)	Florida St..... Orange 1-3-01	Oklahoma 2-13 (Bob Stoops)	Oklahoma 2-13 (Bob Stoops)
FRANK BEAMER , 5-6-0 (Virginia Tech '69)	Born 10-18-46	Born 10-18-46	Florida St..... Gator 1-1-02	Virginia Tech 30-17 (Frank Beamer)	Virginia Tech 30-17 (Frank Beamer)
Virginia Tech..... Independence 12-31-93	Indiana 45-20 (Bill Mallory)	Indiana 45-20 (Bill Mallory)	Florida St..... Sugar 1-1-03	Georgia 13-26 (Mark Richt)	Georgia 13-26 (Mark Richt)
Virginia Tech..... Gator 12-30-94	Tennessee 23-45 (Phillip Fulmer)	Tennessee 23-45 (Phillip Fulmer)	Florida St..... Orange 1-1-04	Miami (Fla.) 14-16 (Larry Coker)	Miami (Fla.) 14-16 (Larry Coker)
Virginia Tech..... Sugar 12-31-95	Texas 28-10 (John Mackovic)	Texas 28-10 (John Mackovic)	TERRY BOWDEN , 2-1-0 (West Virginia '78)	Born 2-24-56	Born 2-24-56
Virginia Tech..... Orange 12-31-96	Nebraska 21-41 (Tom Osborne)	Nebraska 21-41 (Tom Osborne)	Auburn..... Outback 1-1-96	Penn St. 14-43 (Joe Paterno)	Penn St. 14-43 (Joe Paterno)
Virginia Tech..... Gator 1-1-98	North Carolina 3-42 (Carl Torbush)	North Carolina 3-42 (Carl Torbush)	Auburn..... Independence 12-31-96	Army 32-29 (Bob Sutton)	Army 32-29 (Bob Sutton)
Virginia Tech..... Music City 12-29-98	Alabama 38-7 (Mike DuBose)	Alabama 38-7 (Mike DuBose)	Auburn..... Peach 1-2-98	Clemson 21-17 (Tommy West)	Clemson 21-17 (Tommy West)
Virginia Tech..... Sugar 1-4-00	Florida St. 29-46 (Bobby Bowden)	Florida St. 29-46 (Bobby Bowden)	TOMMY BOWDEN , 3-2-0 (West Virginia '77)	Born 7-10-54	Born 7-10-54
Virginia Tech..... Gator 1-1-01	Clemson 41-20 (Tommy Bowden)	Clemson 41-20 (Tommy Bowden)	Clemson..... Peach 12-30-99	Mississippi St. 7-17 (Jackie Sherrill)	Mississippi St. 7-17 (Jackie Sherrill)
Virginia Tech..... Gator 1-1-02	Florida St. 17-30 (Bobby Bowden)	Florida St. 17-30 (Bobby Bowden)	Clemson..... Gator 1-1-01	Virginia Tech 20-41 (Frank Beamer)	Virginia Tech 20-41 (Frank Beamer)
Virginia Tech..... San Francisco 12-31-02	Air Force 20-13 (Fisher DeBerry)	Air Force 20-13 (Fisher DeBerry)	Clemson..... Humanitarian 12-31-01	Louisiana Tech 49-24 (Jack Bicknell III)	Louisiana Tech 49-24 (Jack Bicknell III)
Virginia Tech..... Insight 12-26-03	California 49-52 (Jeff Tedford)	California 49-52 (Jeff Tedford)	Clemson..... Tangerine 12-23-02	Texas Tech 15-55 (Mike Leach)	Texas Tech 15-55 (Mike Leach)
ALEX BELL , 1-1-0 (Villanova '38)	Born 8-12-15	Born 8-12-15	Clemson..... Peach 1-2-04	Tennessee 27-14 (Phillip Fulmer)	Tennessee 27-14 (Phillip Fulmer)
Villanova..... Sun 12-20-61	Wichita St. 17-9 (Hank Foldberg)	Wichita St. 17-9 (Hank Foldberg)	JEFF BOWER , 3-4-0 (Southern Miss. '76)	Born 5-28-53	Born 5-28-53
Villanova..... Liberty 12-15-62	Oregon St. 0-6 (Tommy Prothro)	Oregon St. 0-6 (Tommy Prothro)	Southern Miss. All-American 12-28-90	North Carolina St. 27-31 (Dick Sheridan)	North Carolina St. 27-31 (Dick Sheridan)
MATTY BELL , 1-1-1 (Centre '20)	Born 2-22-1899	Born 2-22-1899	Southern Miss. Liberty 12-31-97	Pittsburgh 41-7 (Walt Harris)	Pittsburgh 41-7 (Walt Harris)
Southern Methodist..... Rose 1-1-36	Stanford 0-7 (Claude "Tiny" Thornhill)	Stanford 0-7 (Claude "Tiny" Thornhill)	Southern Miss. Humanitarian 12-30-98	Idaho 35-42 (Chris Tormey)	Idaho 35-42 (Chris Tormey)
Southern Methodist..... Cotton 1-1-48	Penn St. 13-13 (Bob Higgins)	Penn St. 13-13 (Bob Higgins)	Southern Miss. Liberty 12-31-99	Colorado St. 23-17 (Sonny Lubick)	Colorado St. 23-17 (Sonny Lubick)
Southern Methodist..... Cotton 1-1-49	Oregon 21-13 (Jim Aiken)	Oregon 21-13 (Jim Aiken)	Southern Miss. Mobile Alabama 12-20-00	TCU 28-21 (Gary Patterson)	TCU 28-21 (Gary Patterson)
EMORY BELLARD , 2-3-0 (Texas St. '49)	Born 12-17-27	Born 12-17-27	Southern Miss. Houston 12-27-02	Oklahoma St. 23-33 (Les Miles)	Oklahoma St. 23-33 (Les Miles)
Texas A&M..... Liberty 12-22-75	Southern California 0-20 (John McKay)	Southern California 0-20 (John McKay)	Southern Miss. Liberty 12-31-03	Utah 0-17 (Urban Meyer)	Utah 0-17 (Urban Meyer)
Texas A&M..... Sun 1-2-77	Florida 37-14 (Doug Dickey)	Florida 37-14 (Doug Dickey)	SAM BOYD , 1-0-0 (Baylor '38)	Born 8-12-15	Born 8-12-15
Texas A&M..... Bluebonnet 12-31-77	Southern California 28-47 (John Robinson)	Southern California 28-47 (John Robinson)	Baylor..... Sugar 1-1-57	Tennessee 13-7 (Bowden Wyatt)	Tennessee 13-7 (Bowden Wyatt)
Mississippi St..... Sun 12-27-80	Nebraska 17-31 (Tom Osborne)	Nebraska 17-31 (Tom Osborne)	WESLEY BRADSHAW , 0-1-0 (Baylor '23)	Born 11-26-1898	Born 11-26-1898
Mississippi St..... Hall of Fame 12-31-81	Kansas 10-0 (Don Fambrough)	Kansas 10-0 (Don Fambrough)	Ouachita Baptist..... Shrine 12-18-48	Hardin-Simmons 12-40 (Warren Woodson)	Hardin-Simmons 12-40 (Warren Woodson)
MIKE BELLOTTI , 4-4-0 (UC Davis '73)	Born 12-21-50	Born 12-21-50	GREGG BRANDON , 1-0-0 (Northern Colo. '78)	Born 2-29-56	Born 2-29-56
Oregon..... Cotton 1-1-96	Colorado 6-38 (Rick Neuheisel)	Colorado 6-38 (Rick Neuheisel)	Bowling Green..... Motor City 12-26-03	Northwestern 28-24 (Randy Walker)	Northwestern 28-24 (Randy Walker)
Oregon..... Las Vegas 12-20-97	Air Force 41-13 (Fisher DeBerry)	Air Force 41-13 (Fisher DeBerry)	BILLY BREWER , 3-2-0 (Mississippi '61)	Born 10-8-35	Born 10-8-35
Oregon..... Aloha Classic 12-25-98	Colorado 43-51 (Rick Neuheisel)	Colorado 43-51 (Rick Neuheisel)	Mississippi..... Independence 12-10-83	Air Force 3-9 (Ken Hatfield)	Air Force 3-9 (Ken Hatfield)
Oregon..... Sun 12-31-99	Minnesota 24-20 (Glen Mason)	Minnesota 24-20 (Glen Mason)	Mississippi..... Independence 12-20-86	Texas Tech 20-17 (Spike Dykes)	Texas Tech 20-17 (Spike Dykes)
Oregon..... Holiday 12-29-00	Texas 35-30 (Mack Brown)	Texas 35-30 (Mack Brown)	Mississippi..... All-American 12-29-89	Air Force 42-29 (Fisher DeBerry)	Air Force 42-29 (Fisher DeBerry)
Oregon..... Fiesta 1-1-02	Colorado 38-16 (Gary Barnett)	Colorado 38-16 (Gary Barnett)	Mississippi..... Gator 1-1-91	Michigan 3-35 (Gary Moeller)	Michigan 3-35 (Gary Moeller)
Oregon..... Seattle 12-30-02	Wake Forest 17-38 (Jim Grobe)	Wake Forest 17-38 (Jim Grobe)	Mississippi..... Liberty 12-31-92	Air Force 13-0 (Fisher DeBerry)	Air Force 13-0 (Fisher DeBerry)
Oregon..... Sun 12-31-03	Minnesota 30-31 (Glen Mason)	Minnesota 30-31 (Glen Mason)	JOHN BRIDGERS , 2-1-0 (Auburn '47)	Born 1-13-22	Born 1-13-22
ARTHUR "DUTCH" BERGMAN , 1-0-1 (Notre Dame '20)	Born 2-23-1895	Born 2-23-1895	Baylor..... Gator 12-31-60	Florida 12-13 (Ray Graves)	Florida 12-13 (Ray Graves)
Catholic..... Orange 1-1-36	Mississippi 20-19 (Ed Walker)	Mississippi 20-19 (Ed Walker)	Baylor..... Gotham 12-9-61	Utah St. 24-9 (John Ralston)	Utah St. 24-9 (John Ralston)
Catholic..... Sun 1-1-40	Arizona St. 0-0 (Millard "Dixie" Howell)	Arizona St. 0-0 (Millard "Dixie" Howell)	Baylor..... Bluebonnet 12-21-63	LSU 14-7 (Charlie McClendon)	LSU 14-7 (Charlie McClendon)
HUGO BEZDEK , 1-1-0 (Chicago '06)	Born 4-1-1884	Born 4-1-1884	ART BRILES , 0-1-0 (Texas Tech '79)	Born 12-3-55	Born 12-3-55
Oregon..... Rose 1-1-17	Pennsylvania 14-0 (Bob Folwell)	Pennsylvania 14-0 (Bob Folwell)	Houston..... Hawaii 12-25-03	Hawaii 48-54 (3 ot) (June Jones)	Hawaii 48-54 (3 ot) (June Jones)
Penn St..... Rose 1-1-23	Southern California 3-14 (Elmer "Gus" Henderson)	Southern California 3-14 (Elmer "Gus" Henderson)	RICH BROOKS , 1-3-0 (Oregon St. '63)	Born 8-20-41	Born 8-20-41
DANA BIBLE , 3-0-1 (Carson-Newman '12)	Born 10-8-1891	Born 10-8-1891	Oregon..... Independence 12-16-89	Tulsa 27-24 (Dave Rader)	Tulsa 27-24 (Dave Rader)
Texas A&M..... Dixie Classic 1-2-22	Centre 22-14 (Charley Moran)	Centre 22-14 (Charley Moran)	Oregon..... Freedom 12-29-90	Colorado St. 31-32 (Earle Bruce)	Colorado St. 31-32 (Earle Bruce)
Texas..... Cotton 1-1-43	Georgia Tech 14-7 (Bill Alexander)	Georgia Tech 14-7 (Bill Alexander)	Oregon..... Independence 12-31-92	Wake Forest 35-39 (Bill Dooley)	Wake Forest 35-39 (Bill Dooley)
Texas..... Cotton 1-1-44	Randolph Field 7-7 (Frank Trifico)	Randolph Field 7-7 (Frank Trifico)	Oregon..... Rose 1-2-95	Penn St. 20-38 (Joe Paterno)	Penn St. 20-38 (Joe Paterno)
Texas..... Cotton 1-1-46	Missouri 40-27 (Chauncey Simpson)	Missouri 40-27 (Chauncey Simpson)	J.O. "BUDDY" BROTHERS , 0-1-0 (Texas Tech '31)	Born 5-29-09	Born 5-29-09
JACK BICKNELL , 2-2-0 (Montclair St. '60)	Born 2-20-38	Born 2-20-38	Tulsa..... Gator 1-1-53	Florida 13-14 (Bob Woodruff)	Florida 13-14 (Bob Woodruff)
Boston College..... Tangerine 12-18-82	Auburn 26-33 (Pat Dye)	Auburn 26-33 (Pat Dye)	MACK BROWN , 6-6-0 (Florida St. '74)	Born 8-27-51	Born 8-27-51
Boston College..... Liberty 12-29-83	Notre Dame 18-19 (Gerry Faust)	Notre Dame 18-19 (Gerry Faust)	Tulane..... Independence 12-19-87	Washington 12-24 (Don James)	Washington 12-24 (Don James)
Boston College..... Cotton 1-1-85	Houston 45-28 (Bill Yeoman)	Houston 45-28 (Bill Yeoman)	North Carolina..... Peach 1-2-93	Mississippi St. 21-17 (Jackie Sherrill)	Mississippi St. 21-17 (Jackie Sherrill)
Boston College..... Hall of Fame 12-23-86	Georgia 27-24 (Vince Dooley)	Georgia 27-24 (Vince Dooley)	North Carolina..... Gator 12-31-93	Alabama 10-24 (Gene Stallings)	Alabama 10-24 (Gene Stallings)
JACK BICKNELL III , 0-1-0 (Boston College '84)	Born 11-17-63	Born 11-17-63	North Carolina..... Sun 12-30-94	Texas 31-35 (John Mackovic)	Texas 31-35 (John Mackovic)
Louisiana Tech..... Humanitarian 12-31-01	Clemson 24-49 (Tommy Bowden)	Clemson 24-49 (Tommy Bowden)			

Coach/School	Bowl/Date	Opponent/Score (Coach)
North Carolina	Carquest 12-30-95	Arkansas 20-10 (Danny Ford)
North Carolina	Gator 1-1-97	West Virginia 20-13 (Don Nehlen)
Texas	Cotton 1-1-99	Mississippi St. 38-11 (Jackie Sherrill)
Texas	Cotton 1-1-00	Arkansas 6-27 (Houston Nutt)
Texas	Holiday 12-29-00	Oregon 30-35 (Mike Bellotti)
Texas	Holiday 12-28-01	Washington 47-43 (Rick Neuheisel)
Texas	Cotton 1-1-03	LSU 35-20 (Nick Saban)
Texas	Holiday 12-30-03	Washington St. 20-28 (Bill Doba)
FRANK BROYLES , 4-6-0 (Georgia Tech '47)	Born 12-26-24	
Arkansas	Gator 1-2-60	Duke 6-7 (Bill Murray)
Arkansas	Cotton 1-2-61	Duke 6-7 (Bill Murray)
Arkansas	Sugar 1-1-62	Alabama 3-10 (Paul "Bear" Bryant)
Arkansas	Sugar 1-1-63	Mississippi 13-17 (John Vaught)
Arkansas	Cotton 1-1-65	Nebraska 10-7 (Bob Devaney)
Arkansas	Cotton 1-1-66	LSU 7-14 (Charlie McClendon)
Arkansas	Sugar 1-1-69	Georgia 16-2 (Vince Dooley)
Arkansas	Sugar 1-1-70	Mississippi 22-27 (John Vaught)
Arkansas	Liberty 12-20-71	Tennessee 13-14 (Bill Battle)
Arkansas	Cotton 1-1-76	Georgia 31-10 (Vince Dooley)
EARLE BRUCE , 7-5-0 (Ohio St. '53)	Born 3-8-31	
Tampa	Tangerine 12-29-72	Kent St. 21-18 (Don James)
Iowa St.	Peach 12-31-77	North Carolina St. 14-24 (Bo Rein)
Iowa St.	Hall of Fame 12-20-78	Texas A&M 12-28 (Tom Wilson)
Ohio St.	Rose 1-1-80	Southern California 16-17 (John Robinson)
Ohio St.	Fiesta 12-26-80	Penn St. 19-31 (Joe Paterno)
Ohio St.	Liberty 12-30-81	Navy 31-28 (George Welsh)
Ohio St.	Holiday 12-17-82	Brigham Young 47-17 (LaVell Edwards)
Ohio St.	Fiesta 1-2-84	Pittsburgh 28-23 (Foge Fazio)
Ohio St.	Rose 1-1-85	Southern California 17-20 (Ted Tollner)
Ohio St.	Fla. Citrus 12-28-85	Brigham Young 10-7 (LaVell Edwards)
Ohio St.	Cotton 1-1-87	Texas A&M 28-12 (Jackie Sherrill)
Colorado St.	Freedom 12-29-90	Oregon 32-31 (Rich Brooks)
MILT BRUHN , 0-2-0 (Minnesota '35)	Born 7-28-12	
Wisconsin	Rose 1-1-60	Washington 8-44 (Jim Owens)
Wisconsin	Rose 1-2-63	Southern California 37-42 (John McKay)
MIKE BRUMBELOW , 2-1-0 (TCU '30)	Born 7-13-06	
UTEP	Sun 1-1-54	Southern Miss. 37-14 (Thad "Pie" Vann)
UTEP	Sun 1-1-55	Florida St. 47-20 (Tom Nugent)
UTEP	Sun 1-1-57	George Washington 0-13 (Eugene "Bo" Sherman)
PAUL "BEAR" BRYANT , 15-12-2 (Alabama '36)	Born 9-11-13	
Kentucky	Great Lakes 12-6-47	Villanova 24-14 (Jordan Oliver)
Kentucky	Orange 1-2-50	Santa Clara 13-21 (Len Casanova)
Kentucky	Sugar 1-1-51	Oklahoma 13-7 (Bud Wilkinson)
Kentucky	Cotton 1-1-52	TCU 20-7 (Leo "Dutch" Meyer)
Texas A&M	Gator 12-28-57	Tennessee 0-3 (Bowden Wyatt)
Alabama	Liberty 12-19-59	Penn St. 0-7 (Charles "Rip" Engle)
Alabama	Bluebonnet 12-17-60	Texas 3-3 (Darrell Royal)
Alabama	Sugar 1-1-62	Arkansas 10-3 (Frank Broyles)
Alabama	Orange 1-1-63	Oklahoma 17-0 (Bud Wilkinson)
Alabama	Sugar 1-1-64	Mississippi 12-7 (John Vaught)
Alabama	Orange 1-1-65	Texas 17-21 (Darrell Royal)
Alabama	Orange 1-1-66	Nebraska 39-28 (Bob Devaney)
Alabama	Sugar 1-2-67	Nebraska 34-7 (Bob Devaney)
Alabama	Cotton 1-1-68	Texas A&M 16-20 (Gene Stallings)
Alabama	Gator 12-28-68	Missouri 10-35 (Dan Devine)
Alabama	Liberty 12-13-69	Colorado 33-47 (Eddie Crowder)
Alabama	Bluebonnet 12-31-70	Oklahoma 24-24 (Chuck Fairbanks)
Alabama	Orange 1-1-72	Nebraska 6-38 (Bob Devaney)
Alabama	Cotton 1-1-73	Texas 13-17 (Darrell Royal)
Alabama	Sugar 12-31-73	Notre Dame 23-24 (Ara Parseghian)
Alabama	Orange 1-1-75	Notre Dame 11-13 (Ara Parseghian)
Alabama	Sugar 12-31-75	Penn St. 13-6 (Joe Paterno)
Alabama	Liberty 12-20-76	UCLA 36-6 (Terry Donahue)
Alabama	Sugar 1-2-78	Ohio St. 35-6 (Woody Hayes)
Alabama	Sugar 1-1-79	Penn St. 14-7 (Joe Paterno)
Alabama	Sugar 1-1-80	Arkansas 24-9 (Lou Holtz)
Alabama	Cotton 1-1-81	Baylor 30-2 (Grant Teaff)
Alabama	Cotton 1-1-82	Texas 12-14 (Fred Akers)
Alabama	Liberty 12-29-82	Illinois 21-15 (Mike White)
JOHN BUNTING , 1-0-0 (North Carolina '72)	Born 7-15-50	
North Carolina	Peach 12-31-01	Auburn 16-10 (Tommy Tuberville)
FRANK BURNS , 0-1-0 (Rutgers '49)	Born 3-16-28	
Rutgers	Garden State 12-16-78	Arizona St. 18-34 (Frank Kush)
LEON BURTNETT , 0-1-0 (Southwestern [Kan.] '65)	Born 5-30-43	
Purdue	Peach 12-31-84	Virginia 24-27 (George Welsh)
WALLY BUTTS , 5-2-1 (Mercer '28)	Born 2-7-05	
Georgia	Orange 1-1-42	TCU 40-26 (Leo "Dutch" Meyer)
Georgia	Rose 1-1-43	UCLA 9-0 (Edwin "Babe" Horrell)
Georgia	Oil 1-1-46	Tulsa 20-6 (Henry Frnka)
Georgia	Sugar 1-1-47	North Carolina 20-10 (Carl Snavely)
Georgia	Gator 1-1-48	Maryland 20-20 (Jim Tatum)
Georgia	Orange 1-1-49	Texas 28-41 (Blair Cherry)
Georgia	Presidential Cup 12-9-50	Texas A&M 20-40 (Harry Stiteler)
Georgia	Orange 1-1-60	Missouri 14-0 (Dan Devine)

Coach/School	Bowl/Date	Opponent/Score (Coach)
JIM CALDWELL , 1-0-0 (Iowa '77)	Born 1-16-55	
Wake Forest	Aloha Classic 12-25-99	Arizona St. 23-3 (Bruce Snyder)
EDDIE CAMERON , 1-0-0 (Wash. & Lee '24)	Born 4-22-02	
Duke	Sugar 1-1-45	Alabama 29-26 (Frank Thomas)
FRANK CAMP , 1-0-0 (Transylvania '30)	Born 12-23-05	
Louisville	Sun 1-1-58	Drake 34-20 (Warren Gaer)
JIM CARLEN , 2-5-1 (Georgia Tech '55)	Born 7-11-33	
West Virginia	Peach 12-30-69	South Carolina 14-3 (Paul Dietzel)
Texas Tech	Sun 12-19-70	Georgia Tech 9-17 (Bud Carson)
Texas Tech	Sun 12-30-72	North Carolina 28-32 (Bill Dooley)
Texas Tech	Gator 12-29-73	Tennessee 28-19 (Bill Battle)
Texas Tech	Peach 12-28-74	Vanderbilt 6-6 (Steve Sloan)
South Carolina	Tangerine 12-20-75	Miami (Ohio) 7-20 (Dick Crum)
South Carolina	Hall of Fame 12-29-79	Missouri 14-24 (Warren Powers)
South Carolina	Gator 12-29-80	Pittsburgh 8-37 (Jackie Sherrill)
CLYDE CARPENTER , 0-0-1 (Montana '32)	Born 4-17-08	
Montana St.	Harbor 1-1-47	New Mexico 13-13 (Willis Barnes)
LOYD CARR , 5-4-0 (Northern Mich. '68)	Born 7-30-45	
Michigan	Alamo 12-28-95	Texas A&M 20-22 (R. C. Slocum)
Michigan	Outback 1-1-97	Alabama 14-17 (Gene Stallings)
Michigan	Rose 1-1-98	Washington St. 21-16 (Mike Price)
Michigan	Florida Citrus 1-1-99	Arkansas 45-31 (Houston Nutt)
Michigan	Orange 1-1-00	Alabama 35-34 (ot) (Mike DuBose)
Michigan	Fla. Citrus 1-1-01	Auburn 31-28 (Tommy Tuberville)
Michigan	Fla. Citrus 1-1-02	Tennessee 17-45 (Phillip Fulmer)
Michigan	Outback 1-1-03	Florida 38-30 (Ron Zook)
Michigan	Rose 1-1-04	Southern California 14-28 (Pete Carroll)
PETE CARROLL , 2-1-0 (Pacific '73)	Born 9-15-51	
Southern California	Las Vegas 12-25-01	Utah 6-10 (Ron McBride)
Southern California	Orange 1-2-03	Iowa 38-17 (Kirk Ferentz)
Southern California	Rose 1-1-04	Michigan 28-14 (Lloyd Carr)
BUD CARSON , 1-1-0 (North Carolina '52)	Born 4-28-30	
Georgia Tech	Sun 12-19-70	Texas Tech 17-9 (Jim Carlen)
Georgia Tech	Peach 12-30-71	Mississippi 18-41 (Billy Kinar)
LEN CASANOVA , 2-2-0 (Santa Clara '27)	Born 6-12-05	
Santa Clara	Orange 1-2-50	Kentucky 21-13 (Paul "Bear" Bryant)
Oregon	Rose 1-1-58	Ohio St. 7-10 (Woody Hayes)
Oregon	Liberty 12-17-60	Penn St. 12-41 (Charles "Rip" Engle)
Oregon	Sun 12-31-63	Southern Methodist 21-14 (Hayden Fry)
MILES CASTEEL , 0-1-0 (Kalamazoo '25)	Born 12-30-1896	
Arizona	Salad 1-1-49	Drake 13-14 (Al Kawal)
PETE CAWTHON , 0-2-0 (Southwestern [Tex.] '20)	Born 8-24-1898	
Texas Tech	Sun 1-1-38	West Virginia 6-7 (Marshall "Little Sleepy" Glenn)
Texas Tech	Cotton 1-2-39	St. Mary's (Cal.) 13-20 (Edward "Slip" Madigan)
BLAIR CHERRY , 2-1-0 (TCU '24)	Born 9-7-01	
Texas	Sugar 1-1-48	Alabama 27-7 (Harold "Red" Drew)
Texas	Orange 1-1-49	Georgia 41-28 (Wally Butts)
Texas	Cotton 1-1-51	Tennessee 14-20 (Bob Neyland)
JERRY CLAIBORNE , 3-8-0 (Kentucky '50)	Born 8-26-28	
Virginia Tech	Liberty 12-10-66	Miami (Fla.) 7-14 (Charlie Tate)
Virginia Tech	Liberty 12-14-68	Mississippi 17-34 (John Vaught)
Maryland	Peach 12-28-73	Georgia 16-17 (Vince Dooley)
Maryland	Liberty 12-16-74	Tennessee 3-7 (Bill Battle)
Maryland	Gator 12-29-75	Florida 13-0 (Doug Dickey)
Maryland	Cotton 1-1-77	Houston 21-30 (Bill Yeoman)
Maryland	Hall of Fame 12-22-77	Minnesota 17-7 (Cal Stoll)
Maryland	Sun 12-23-78	Texas 0-42 (Fred Akers)
Maryland	Tangerine 12-20-80	Florida 20-35 (Charley Pell)
Kentucky	Hall of Fame 12-22-83	West Virginia 16-20 (Don Nehlen)
Kentucky	Hall of Fame 12-29-84	Wisconsin 20-19 (Dave McClain)
LARRY COKER , 2-1-0 (Northeastern '70)	Born 6-23-48	
Miami (Fla.)	Rose 1-3-02	Nebraska 37-14 (Frank Solich)
Miami (Fla.)	Fiesta 1-3-02	Ohio St. 24-31 (2 ot) (Jim Tressell)
Miami (Fla.)	Orange 1-1-04	Florida St. 16-14 (Bobby Bowden)
CECIL COLEMAN , 1-0-0 (Arizona St. '50)	Born 4-12-26	
Fresno St.	Mercy 11-23-61	Bowling Green 36-6 (Doyt Perry)
BOBBY COLLINS , 3-2-0 (Mississippi St. '55)	Born 10-25-33	
Southern Miss.	Independence 12-13-70	McNeese St. 16-14 (Ernie Duplechin)
Southern Miss.	Tangerine 12-19-81	Missouri 17-19 (Warren Powers)
Southern Methodist	Cotton 1-1-83	Pittsburgh 7-3 (Foge Fazio)
Southern Methodist	Sun 12-24-83	Alabama 7-28 (Ray Perkins)
Southern Methodist	Aloha 12-29-84	Notre Dame 27-20 (Gerry Faust)
JOHN COOPER , 5-9-0 (Iowa St. '62)	Born 7-2-37	
Arizona St.	Holiday 12-22-85	Arkansas 17-18 (Ken Hatfield)
Arizona St.	Rose 1-1-87	Michigan 22-15 (Glenn "Bo" Schembechler)
Arizona St.	Freedom 12-30-87	Air Force 33-28 (Fisher DeBerry)
Ohio St.	Hall of Fame 1-1-90	Auburn 14-31 (Pat Dye)
Ohio St.	Liberty 12-27-90	Air Force 11-23 (Fisher DeBerry)
Ohio St.	Hall of Fame 1-1-92	Syracuse 17-24 (Paul Pasqualoni)

BOWL/ALL-STAR RECORDS

Coach/School	Bowl/Date	Opponent/Score (Coach)	Coach/School	Bowl/Date	Opponent/Score (Coach)
Ohio St.	Fla. Citrus 1-1-93	Georgia 14-21 (Ray Goff)	BOB DAVIS , 0-1-0	(Utah '30) Born 2-13-08	
Ohio St.	Holiday 12-30-93	Brigham Young 28-21 (LaVell Edwards)	Colorado St.	Raisin 1-1-49	Occidental 20-21 (Roy Dennis)
Ohio St.	Fla. Citrus 1-2-95	Alabama 17-24 (Gene Stallings)	BUTCH DAVIS , 4-0-0	(Arkansas '74) Born 11-17-51	
Ohio St.	Fla. Citrus 1-1-96	Tennessee 14-20 (Phillip Fulmer)	Miami (Fla.)	Carquest 12-27-96	Virginia 31-21 (George Welsh)
Ohio St.	Rose 1-1-97	Arizona St. 20-17 (Bruce Snyder)	Miami (Fla.)	Micron PC 12-29-98	North Carolina St. 46-23 (Mike O' Cain)
Ohio St.	Sugar 1-1-98	Florida St. 14-31 (Bobby Bowden)	Miami (Fla.)	Gator 1-1-00	Georgia Tech 28-13 (George O'Leary)
Ohio St.	Sugar 1-1-99	Texas A&M 24-14 (R.C. Slocum)	Miami (Fla.)	Sugar 1-2-01	Florida 37-20 (Steve Spurrier)
Ohio St.	Outback 1-1-01	South Carolina 7-24 (Lou Holtz)	PAUL DAVIS , 1-0-0	(Mississippi '47) Born 2-3-22	
LEE CORSO , 1-0-1	(Florida St. '57) Born 8-7-35		Mississippi St.	Liberty 12-21-63	North Carolina St. 16-12 (Earle Edwards)
Louisville	Pasadena 12-19-70	Long Beach St. 24-24 (Jim Stangeland)	LOWELL "RED" DAWSON , 0-1-0	(Tulane '30) Born 12-26-06	
Indiana	Holiday 12-21-79	Brigham Young 38-37 (LaVell Edwards)	Tulane	Sugar 1-1-40	Texas A&M 13-14 (Homer Norton)
GENE CORUM , 0-1-0	(West Virginia '48) Born 5-29-21		FISHER DeBERRY , 6-6-0	(Wofford '60) Born 9-9-38	
West Virginia	Liberty 12-19-64	Utah 6-32 (Ray Nagel)	Air Force	Independence 12-15-84	Virginia Tech 23-7 (Bill Dooley)
DON CORYELL , 1-0-0	(Washington '50) Born 10-17-24		Air Force	Bluebonnet 12-31-85	Texas 24-16 (Fred Akers)
San Diego St.	Pasadena 12-6-69	Boston U. 28-7 (Larry Naviaux)	Air Force	Freedom 12-30-87	Arizona St. 28-33 (John Cooper)
TOM COUGHLIN , 1-1-0	(Syracuse '68) Born 8-31-46		Air Force	Liberty 12-29-89	Mississippi 29-42 (Billy Brewer)
Boston College	Hall of Fame 1-1-93	Tennessee 23-38 (Phillip Fulmer)	Air Force	Liberty 12-27-90	Ohio St. 23-11 (John Cooper)
Boston College	Carquest 1-1-94	Virginia 31-13 (George Welsh)	Air Force	Liberty 12-29-91	Mississippi St. 38-15 (Jackie Sherrill)
TED COX , 1-0-0	(Minnesota '26) Born 6-30-03		Air Force	Liberty 12-31-92	Mississippi 0-13 (Billy Brewer)
Tulane	Sugar 1-1-35	Temple 20-14 (Glenn "Pop" Warner)	Air Force	Copper 12-27-95	Texas Tech 41-55 (Spike Dykes)
JEFF CRAVATH , 2-2-0	(Southern California '27) Born 2-5-05		Air Force	Las Vegas 12-20-97	Oregon 13-41 (Mike Bellotti)
Southern California... Rose 1-1-44	Washington 29-0 (Ralph "Pest" Welch)		Air Force	Oahu Classic 12-25-98	Washington 45-25 (Jim Lambright)
Southern California... Rose 1-1-45	Tennessee 25-0 (John Barnhill)		Air Force	Silicon Valley 12-31-00	Fresno St. 37-34 (Pat Hill)
Southern California... Rose 1-1-46	Alabama 14-34 (Frank Thomas)		Air Force	San Francisco 12-31-02	Virginia Tech 13-20 (Frank Beamer)
Southern California... Rose 1-1-48	Michigan 0-49 (H.O. "Fritz" Crisler)		DUD DeGROOT , 1-0-0	(Stanford '24) Born 11-20-1895	
H.O. "FRITZ" CRISLER , 1-0-0	(Chicago '22) Born 1-2-1899		West Virginia	Sun 1-1-49	UTEP 21-12 (Jack "Cactus Jack" Curtice)
Michigan	Rose 1-1-48	Southern California 49-0 (Jeff Cravath)	ROY DENNIS , 1-0-0	(Occidental '33) Born 5-13-05	
EDDIE CROWDER , 3-2-0	(Oklahoma '55) Born 8-26-31		Occidental	Raisin 1-1-49	Colorado St. 21-20 (Bob Davis)
Colorado	Bluebonnet 12-23-67	Miami (Fla.) 31-21 (Charlie Tate)	HERB DEROMEDI , 0-1-0	(Michigan '60) Born 5-26-39	
Colorado	Liberty 12-13-69	Alabama 47-33 (Paul "Bear" Bryant)	Central Mich.	California 12-8-90	San Jose St. 24-48 (Terry Shea)
Colorado	Liberty 12-12-70	Tulane 3-17 (Jim Pittman)	BOB DEVANEY , 7-3-0	(Alma '39) Born 4-2-15	
Colorado	Bluebonnet 12-31-71	Houston 29-17 (Bill Yeoman)	Wyoming	Sun 12-31-58	Hardin-Simmons 14-6 (Sammy Baugh)
Colorado	Gator 12-20-72	Auburn 3-24 (Ralph "Shug" Jordan)	Nebraska	Gotham 12-15-62	Miami (Fla.) 36-34 (Andy Gustafson)
JACK CROWE , 0-1-0	(UAB '70) Born 4-6-48		Nebraska	Orange 1-1-64	Auburn 13-7 (Ralph "Shug" Jordan)
Arkansas	Independence 12-29-91	Georgia 15-24 (Ray Goff)	Nebraska	Cotton 1-1-65	Arkansas 7-10 (Frank Broyles)
JIM CROWLEY , 1-1-0	(Notre Dame '25) Born 9-10-02		Nebraska	Orange 1-1-66	Alabama 28-39 (Paul "Bear" Bryant)
Fordham	Cotton 1-1-41	Texas A&M 12-13 (Homer Norton)	Nebraska	Sugar 1-2-67	Alabama 7-34 (Paul "Bear" Bryant)
Fordham	Sugar 1-1-42	Missouri 2-0 (Don Faurot)	Nebraska	Sun 12-20-69	Georgia 45-6 (Vince Dooley)
GARY CROWTON , 0-1-0	(Brigham Young '83) Born 6-14-57		Nebraska	Orange 1-1-71	LSU 17-12 (Charlie McClendon)
Brigham Young	Liberty 12-31-01	Louisville 10-28 (John L. Smith)	Nebraska	Orange 1-1-72	Alabama 38-6 (Paul "Bear" Bryant)
DICK CRUM , 6-2-0	(Mount Union '57) Born 4-29-34		Nebraska	Orange 1-1-73	Notre Dame 40-6 (Ara Parseghian)
Miami (Ohio)	Tangerine 12-21-74	Georgia 21-10 (Vince Dooley)	DAN DEVINE , 7-3-0	(Minn. Duluth '48) Born 12-23-24	
Miami (Ohio)	Tangerine 12-20-75	South Carolina 20-7 (Jim Carlen)	Missouri	Orange 1-1-60	Georgia 0-14 (Wally Butts)
North Carolina	Gator 12-28-79	Michigan 17-15 (Glenn "Bo" Schembechler)	Missouri	Orange 1-2-61	Navy 21-14 (Wayne Hardin)
North Carolina	Bluebonnet 12-31-80	Texas 16-7 (Fred Akers)	Missouri	Bluebonnet 12-22-62	Georgia Tech 14-10 (Bobby Dodd)
North Carolina	Gator 12-28-81	Arkansas 31-27 (Lou Holtz)	Missouri	Sugar 1-1-66	Florida 20-18 (Ray Graves)
North Carolina	Sun 12-25-82	Texas 26-10 (Fred Akers)	Missouri	Gator 12-28-68	Alabama 35-10 (Paul "Bear" Bryant)
North Carolina	Peach 12-30-83	Florida St. 3-28 (Bobby Bowden)	Missouri	Orange 1-1-70	Penn St. 3-10 (Joe Paterno)
North Carolina	Aloha 12-27-86	Arizona 21-30 (Larry Smith)	Notre Dame	Gator 12-27-76	Penn St. 20-9 (Joe Paterno)
FRAN CURCI , 1-0-0	(Miami [Fla.] '60) Born 6-11-38		Notre Dame	Cotton 1-2-78	Texas 38-10 (Fred Akers)
Kentucky	Peach 12-31-76	North Carolina 21-0 (Bill Dooley)	Notre Dame	Cotton 1-1-79	Houston 35-34 (Bill Yeoman)
BILL CURRY , 2-3-0	(Georgia Tech '65) Born 10-21-42		Notre Dame	Sugar 1-1-81	Georgia 10-17 (Vince Dooley)
Georgia Tech	Hall of Fame 12-31-85	Michigan St. 17-14 (George Perles)	PHIL DICKENS , 1-0-0	(Tennessee '37) Born 6-29-14	
Alabama	Hall of Fame 1-2-88	Michigan 24-28 (Glenn "Bo" Schembechler)	Wyoming	Sun 1-2-56	Texas Tech 21-14 (DeWitt Weaver)
Alabama	Sun 12-24-88	Army 29-28 (Jim Young)	DARRELL DICKEY , 1-2-0	(Kansas St. '84) Born 12-6-59	
Alabama	Sugar 1-1-90	Miami (Fla.) 25-33 (Dennis Erickson)	North Texas	New Orleans 12-18-01	Colorado St. 20-45 (Sonny Lubick)
Kentucky	Peach 12-31-93	Clemson 13-14 (Tommy West)	North Texas	New Orleans 12-17-02	Cincinnati 24-19 (Rick Minter)
JACK "CACTUS JACK" CURTICE , 1-1-0	(Transylvania '30) Born 5-24-07		North Texas	New Orleans 12-16-03	Memphis 17-27 (Tommy West)
UTEP	Sun 1-1-49	West Virginia 12-21 (Dud DeGroot)	DOUG DICKEY , 2-7-0	(Florida '54) Born 6-24-32	
UTEP	Sun 1-2-50	Georgetown 33-20 (Bob Margarita)	Tennessee	Bluebonnet 12-18-65	Tulsa 27-6 (Glenn Dobbs)
DAVID CUTCLIFFE , 4-1-0	(Alabama '76) Born 9-16-54		Tennessee	Gator 12-31-66	Syracuse 18-12 (Ben Schwartzwalder)
Mississippi	Independence 12-31-98	Texas Tech 35-18 (Spike Dykes)	Tennessee	Orange 1-1-68	Oklahoma 24-26 (Chuck Fairbanks)
Mississippi	Independence 12-31-99	Oklahoma 27-25 (Bob Stoops)	Tennessee	Cotton 1-1-69	Texas 13-35 (Darrell Royal)
Mississippi	Music City 12-28-00	West Virginia 38-49 (Don Nehlen)	Tennessee	Gator 12-27-69	Florida 13-14 (Ray Graves)
Mississippi	Independence 12-27-02	Nebraska 27-23 (Frank Solich)	Florida	Tangerine 12-22-73	Miami (Ohio) 7-16 (Bill Mallory)
Mississippi	Cotton 1-2-04	Oklahoma St. 31-28 (Les Miles)	Florida	Sugar 12-31-74	Nebraska 10-13 (Tom Osborne)
JOHN "OX" Da GROS , 0-1-0	(Colgate '26) Born 2-17-02		Florida	Gator 12-29-75	Maryland 0-13 (Jerry Claiborne)
Holy Cross	Orange 1-1-46	Miami (Fla.) 6-13 (Jack Harding)	Florida	Sun 1-2-77	Texas A&M 14-37 (Emory Bellard)
GARY DARNELL , 0-1-0	(Oklahoma St. '71) Born 10-15-48		JIM DICKEY , 0-1-0	(Houston '56) Born 3-22-34	
Florida	Freedom 12-29-89	Washington 7-34 (Don James)	Kansas St.	Independence 12-11-82	Wisconsin 3-14 (Dave McClain)
DUFFY DAUGHERTY , 1-1-0	(Syracuse '40) Born 9-8-15		BILL "LONE STAR" DIETZ , 1-0-0	(Carlisle '12) Born 8-15-1885	
Michigan St.	Rose 1-2-56	UCLA 17-14 (Henry "Red" Sanders)	Washington St.	Rose 1-1-16	Brown 14-0 (Ed Robinson)
Michigan St.	Rose 1-1-66	UCLA 12-14 (Tommy Prothro)	PAUL DIETZEL , 2-2-0	(Miami [Ohio] '48) Born 9-5-24	
BOB DAVIE , 0-3-0	(Youngstown St. '76) Born 9-30-54		LSU	Sugar 1-1-59	Syracuse 7-0 (Frank Howard)
Notre Dame	Independence 12-28-97	LSU 9-27 (Gerry DiNardo)	LSU	Sugar 1-1-60	Mississippi 0-21 (John Vaughn)
Notre Dame	Gator 1-1-99	Georgia Tech 28-35 (George O'Leary)	LSU	Orange 1-1-62	Colorado 25-7 (Sonny Grandelius)
Notre Dame	Fiesta 1-1-01	Oregon St. 9-41 (Dennis Erickson)	South Carolina	Peach 12-20-69	West Virginia 3-14 (Jim Carlen)
			GERRY DiNARDO , 3-0-0	(Notre Dame '75) Born 11-10-52	
			LSU	Independence 12-29-95	Michigan St. 45-26 (Nick Saban)
			LSU	Peach 12-28-96	Clemson 10-7 (Tommy West)
			LSU	Independence 12-28-97	Notre Dame 27-9 (Bob Davie)

Coach/School	Bowl/Date	Opponent/Score (Coach)
BILL DOBA , 1-0-0	(Ball St. '62) Born 9-7-40	
Washington St.	Holiday 12-30-03	Texas 28-20 (Mack Brown)
BOBBY DOBBS , 2-0-0	(Army '46) Born 10-13-22	
UTEP	Sun 12-31-65	TCU 13-12 (Abe Martin)
UTEP	Sun 12-30-67	Mississippi 14-7 (John Vaught)
GLENN DOBBS , 1-1-0	(Tulsa '43) Born 7-12-20	
Tulsa	Bluebonnet 12-19-64	Mississippi 14-7 (John Vaught)
Tulsa	Bluebonnet 12-18-65	Tennessee 6-27 (Doug Dickey)
BOBBY DODD , 9-4-0	(Tennessee '31) Born 11-11-08	
Georgia Tech.....	Oil 1-1-47	St. Mary's (Cal.) 41-19 (Jimmy Phelan)
Georgia Tech.....	Orange 1-1-48	Kansas 20-14 (George Sauer)
Georgia Tech.....	Orange 1-1-52	Baylor 17-14 (George Sauer)
Georgia Tech.....	Sugar 1-1-53	Mississippi 24-7 (John Vaught)
Georgia Tech.....	Sugar 1-1-54	West Virginia 42-19 (Art Lewis)
Georgia Tech.....	Cotton 1-1-55	Arkansas 14-6 (Bowden Wyatt)
Georgia Tech.....	Sugar 1-2-56	Pittsburgh 7-0 (John Michelosen)
Georgia Tech.....	Gator 12-29-56	Pittsburgh 21-14 (John Michelosen)
Georgia Tech.....	Gator 1-2-60	Arkansas 7-14 (Frank Broyles)
Georgia Tech.....	Gator 12-30-61	Penn St. 15-30 (Charles "Rip" Engle)
Georgia Tech.....	Bluebonnet 12-22-62	Missouri 10-14 (Dan Devine)
Georgia Tech.....	Gator 12-31-65	Texas Tech 31-21 (J.T. King)
Georgia Tech.....	Orange 1-2-67	Florida 12-27 (Ray Graves)
ED DOHERTY , 0-2-0	(Boston College '44) Born 7-25-18	
Arizona St.	Salad 1-1-50	Xavier (Ohio) 21-33 (Ed Kluska)
Arizona St.	Salad 1-1-51	Miami (Ohio) 21-34 (Woody Hayes)
JACK DOLAND , 1-0-0	(Tulane '50) Born 3-3-28	
McNeese St.	Independence 12-13-76	Tulsa 20-16 (F.A. Dry)
TERRY DONAHUE , 8-4-1	(UCLA '67) Born 6-24-44	
UCLA	Liberty 12-30-76	Alabama 6-36 (Paul "Bear" Bryant)
UCLA	Fiesta 12-25-78	Arkansas 10-10 (Lou Holtz)
UCLA	Bluebonnet 12-31-81	Michigan 14-33 (Glenn "Bo" Schembechler)
UCLA	Rose 1-1-83	Michigan 24-14 (Glenn "Bo" Schembechler)
UCLA	Rose 1-2-84	Illinois 45-9 (Mike White)
UCLA	Fiesta 1-1-85	Miami (Fla.) 39-37 (Jimmy Johnson)
UCLA	Rose 1-1-86	Iowa 45-28 (Hayden Fry)
UCLA	Freedom 12-30-86	Brigham Young 31-10 (LaVell Edwards)
UCLA	Aloha 12-25-87	Florida 20-16 (Galen Hall)
UCLA	Cotton 1-2-89	Arkansas 17-3 (Ken Hatfield)
UCLA	John Hancock 12-31-91	Illinois 6-3 (Lou Tepper)
UCLA	Rose 1-1-94	Wisconsin 16-21 (Barry Alvarez)
UCLA	Aloha 12-25-95	Kansas 30-51 (Glen Mason)
JIM DONNAN , 4-0-0	(North Carolina St. '68) Born 1-29-45	
Georgia	Outback 1-1-98	Wisconsin 33-6 (Barry Alvarez)
Georgia	Peach 12-31-98	Virginia 35-33 (George Welsh)
Georgia	Outback 1-1-00	Purdue 28-25 (ot) (Joe Tiller)
Georgia	Oahu Classic 12-24-00	Virginia 37-14 (George Welsh)
BILL DOOLEY , 3-7-0	(Mississippi St. '56) Born 5-19-34	
North Carolina.....	Peach 12-30-70	Arizona St. 26-48 (Frank Kush)
North Carolina.....	Gator 12-31-71	Georgia 3-7 (Vince Dooley)
North Carolina.....	Sun 12-30-72	Texas Tech 32-28 (Jim Carlen)
North Carolina.....	Sun 12-28-74	Mississippi St. 24-26 (Bob Tyler)
North Carolina.....	Peach 12-31-76	Kentucky 0-21 (Fran Curci)
North Carolina.....	Liberty 12-19-77	Nebraska 17-21 (Tom Osborne)
Virginia Tech.....	Peach 1-2-81	Miami (Fla.) 10-20 (Howard Schnellenberger)
Virginia Tech.....	Independence 12-15-84	Air Force 7-23 (Fisher DeBerry)
Virginia Tech.....	Peach 12-31-86	North Carolina St. 25-24 (Dick Sheridan)
Wake Forest.....	Independence 12-31-92	Oregon 39-35 (Rich Brooks)
VINCE DOOLEY , 8-1-0	(Auburn '54) Born 9-4-32	
Georgia	Sun 12-26-64	Texas Tech 7-0 (J.T. King)
Georgia	Cotton 12-31-66	Southern Methodist 24-9 (Hayden Fry)
Georgia	Liberty 12-16-67	North Carolina St. 7-14 (Earle Edwards)
Georgia	Sugar 1-1-69	Arkansas 2-16 (Frank Broyles)
Georgia	Sun 12-20-69	Nebraska 6-45 (Bob Devaney)
Georgia	Gator 12-31-71	North Carolina 7-3 (Bill Dooley)
Georgia	Peach 12-28-73	Maryland 17-16 (Jerry Claiborne)
Georgia	Tangerine 12-21-74	Miami (Ohio) 10-21 (Dick Crum)
Georgia	Cotton 1-1-76	Arkansas 10-31 (Frank Broyles)
Georgia	Sugar 1-1-77	Pittsburgh 3-27 (Johnny Majors)
Georgia	Bluebonnet 12-31-78	Stanford 22-25 (Bill Walsh)
Georgia	Sugar 1-1-81	Notre Dame 17-10 (Dan Devine)
Georgia	Sugar 1-1-82	Pittsburgh 20-24 (Jackie Sherrill)
Georgia	Sugar 1-1-83	Penn St. 23-27 (Joe Paterno)
Georgia	Cotton 1-2-84	Texas 10-9 (Fred Akers)
Georgia	Fla. Citrus 12-22-84	Florida St. 17-17 (Bobby Bowden)
Georgia	Sun 12-28-85	Arizona 13-13 (Larry Smith)
Georgia	Hall of Fame 12-23-86	Boston College 24-27 (Jack Bicknell)
Georgia	Liberty 12-29-87	Arkansas 20-17 (Ken Hatfield)
Georgia	Gator 1-1-89	Michigan St. 34-27 (George Perles)
CHARLES "GUS" DORAIS , 0-1-0	(Notre Dame '14) Born 7-21-1891	
Gonzaga.....	San Diego East-West Christmas Classic 12-25-22	West Virginia 13-21 (Clarence "Doc" Spears)

Coach/School	Bowl/Date	Opponent/Score (Coach)
KARL DORRELL , 0-1-0	(UCLA '87) Born 12-18-63	
UCLA	Silicon Valley 12-30-03	Fresno St. 9-17 (Pat Hill)
HAROLD "RED" DREW , 1-2-0	(Bates '16) Born 11-9-1894	
Alabama	Sugar 1-1-48	Sugar 1-1-48 (Blair Cherry)
Alabama	Orange 1-1-53	Syracuse 61-6 (Ben Schwartzwalder)
Alabama	Cotton 1-1-54	Rice 6-28 (Jess Neely)
BILL DRIVER , 0-1-0	(Missouri '09) Born 11-7-1883	
TCU	Fort Worth Classic 1-1-21	Centre 7-63 (Charley Moran)
F.A. DRY , 0-1-0	(Oklahoma St. '53) Born 9-2-31	
Tulsa	Independence 12-13-76	McNeese St. 16-20 (Jack Doland)
MIKE DuBOSE , 0-2-0	(Alabama '74) Born 1-5-53	
Alabama	Music City 12-29-98	Virginia Tech 7-38 (Frank Beamer)
Alabama	Orange 1-1-00	Michigan 34-35 (ot) (Lloyd Carr)
ERNIE DUPLACHIN , 0-2-0	(Louisiana Col. '55) Born 7-19-32	
McNeese St.	Independence 12-15-79	Syracuse 7-31 (Frank Maloney)
McNeese St.	Independence 12-13-80	Southern Miss. 14-16 (Bobby Collins)
PAT DYE , 7-2-1	(Georgia '62) Born 11-6-39	
East Caro.	Independence 12-16-78	Louisiana Tech 35-13 (Maxie Lambright)
Auburn	Tangerine 12-18-82	Boston College 33-26 (Jack Bicknell)
Auburn	Sugar 1-2-84	Michigan 9-7 (Glenn "Bo" Schembechler)
Auburn	Liberty 12-27-84	Arkansas 21-15 (Ken Hatfield)
Auburn	Cotton 1-1-86	Texas A&M 16-36 (Jackie Sherrill)
Auburn	Fla. Citrus 1-1-87	Southern California 16-7 (Ted Tollner)
Auburn	Sugar 1-1-88	Syracuse 16-16 (Dick MacPherson)
Auburn	Sugar 1-2-89	Florida St. 7-13 (Bobby Bowden)
Auburn	Hall of Fame 1-1-90	Ohio St. 31-14 (John Cooper)
Auburn	Peach 12-29-90	Indiana 27-23 (Bill Mallory)
SPIKE DYKES , 2-5-0	(Stephen F. Austin '59) Born 4-15-38	
Texas Tech.....	Independence 12-20-86	Mississippi 17-20 (Billy Brewer)
Texas Tech.....	All-American 12-28-89	Duke 49-21 (Steve Spurrier)
Texas Tech.....	John Hancock 12-24-93	Oklahoma 10-41 (Gary Gibbs)
Texas Tech.....	Cotton 1-2-95	Southern California 14-55 (John Robinson)
Texas Tech.....	Copper 12-27-95	Air Force 55-41 (Fisher DeBerry)
Texas Tech.....	Alamo 12-29-96	Iowa 0-27 (Hayden Fry)
Texas Tech.....	Independence 12-31-98	Mississippi 18-35 (David Cutcliffe)
LOYD EATON , 1-1-0	(Black Hills St. '40) Born 3-23-18	
Wyoming	Sun 12-24-66	Florida St. 28-20 (Bill Peterson)
Wyoming	Sugar 1-1-68	LSU 13-20 (Charlie McClendon)
BILL EDWARDS , 1-0-0	(Wittenberg '31) Born 6-21-05	
Case Reserve.....	Sun 1-1-41	Arizona St. 26-13 (Millard "Dixie" Howell)
EARLE EDWARDS , 1-1-0	(Penn St. '31) Born 11-10-08	
North Carolina St.	Liberty 12-21-63	Mississippi St. 12-16 (Paul Davis)
North Carolina St.	Liberty 12-16-67	Georgia 14-7 (Vince Dooley)
LaVELL EDWARDS , 7-14-1	(Utah St. '52) Born 10-11-30	
Brigham Young.....	Fiesta 12-28-74	Oklahoma St. 6-16 (Jim Stanley)
Brigham Young.....	Tangerine 12-18-76	Oklahoma St. 21-49 (Jim Stanley)
Brigham Young.....	Holiday 12-22-78	Navy 16-23 (George Welsh)
Brigham Young.....	Holiday 12-21-79	Indiana 37-38 (Lee Corso)
Brigham Young.....	Holiday 12-19-80	Southern Methodist 46-45 (Ron Meyer)
Brigham Young.....	Holiday 12-18-81	Washington St. 38-36 (Jim Walden)
Brigham Young.....	Holiday 12-17-82	Ohio St. 17-47 (Earle Bruce)
Brigham Young.....	Holiday 12-23-83	Missouri 21-17 (Warren Powers)
Brigham Young.....	Holiday 12-21-84	Michigan 24-17 (Glenn "Bo" Schembechler)
Brigham Young.....	Fla. Citrus 12-28-85	Ohio St. 7-10 (Earle Bruce)
Brigham Young.....	Freedom 12-30-86	UCLA 10-31 (Terry Donahue)
Brigham Young.....	All-American 12-22-87	Virginia 16-22 (George Welsh)
Brigham Young.....	Freedom 12-29-88	Colorado 20-17 (Bill McCartney)
Brigham Young.....	Holiday 12-29-89	Penn St. 39-50 (Joe Paterno)
Brigham Young.....	Holiday 12-29-90	Texas A&M 14-65 (R.C. Slocum)
Brigham Young.....	Holiday 12-30-91	Iowa 13-13 (Hayden Fry)
Brigham Young.....	Aloha 12-25-92	Kansas 20-23 (Glen Mason)
Brigham Young.....	Holiday 12-30-93	Ohio St. 21-28 (John Cooper)
Brigham Young.....	Copper 12-29-94	Oklahoma 31-6 (Gary Gibbs)
Brigham Young.....	Cotton 1-1-97	Kansas St. 19-15 (Bill Snyder)
Brigham Young.....	Liberty 12-31-98	Tulane 27-14 (Chris Scelfo)
Brigham Young.....	Motor City 12-27-99	Marshall 3-21 (Bob Pruett)
RAY ELIOT , 2-0-0	(Illinois '32) Born 6-13-05	
Illinois.....	Rose 1-1-47	UCLA 45-14 (Bert LaBrucherie)
Illinois.....	Rose 1-1-52	Stanford 40-7 (Chuck Taylor)
BENNIE ELLENDER , 0-1-0	(Tulane '48) Born 3-2-25	
Tulane	Bluebonnet 12-29-73	Houston 7-47 (Bill Yeoman)
CHALMERS "BUMP" ELLIOTT , 1-0-0	(Michigan '48) Born 1-30-25	
Michigan.....	Rose 1-1-65	Oregon St. 34-7 (Tommy Prothro)
PETE ELLIOTT , 1-1-0	(Michigan '49) Born 9-29-26	
California.....	Rose 1-1-59	Iowa 12-38 (Forest Evashevski)
Illinois.....	Rose 1-1-64	Washington 17-7 (Jim Owens)

Coach/School	Bowl/Date	Opponent/Score (Coach)
JACK ELWAY , 0-2-0	(Washington St. '53)	Born 5-30-31
San Jose St.	California 12-19-81	Toledo 25-27 (Chuck Stobart)
Stanford	Gator 12-27-86	Clemson 21-27 (Danny Ford)
CHARLES "RIP" ENGLE , 3-1-0 (McDaniel '30)	Born 3-26-06	
Penn St.	Liberty 12-19-53	Alabama 7-0 (Paul "Bear" Bryant)
Penn St.	Liberty 12-17-60	Oregon 41-12 (Len Casanova)
Penn St.	Gator 12-30-61	Georgia Tech 30-15 (Bobby Dodd)
Penn St.	Gator 12-29-62	Florida 7-17 (Ray Graves)
EDDIE ERDELATZ , 2-0-0 (St. Mary's [Cal.] '36)	Born 4-21-13	
Navy	Sugar 1-1-55	Mississippi 21-0 (John Vaught)
Navy	Cotton 1-1-58	Rice 20-7 (Jess Neely)
DENNIS ERICKSON , 5-5-0 (Montana St. '70)	Born 3-24-47	
Washington St.	Aloha 12-25-88	Houston 24-22 (Jack Pardee)
Miami (Fla.)	Sugar 1-1-90	Alabama 33-25 (Bill Curry)
Miami (Fla.)	Cotton 1-1-91	Texas 46-3 (David McWilliams)
Miami (Fla.)	Orange 1-1-92	Nebraska 22-0 (Tom Osborne)
Miami (Fla.)	Sugar 1-1-93	Alabama 13-34 (Gene Stallings)
Miami (Fla.)	Fiesta 1-1-94	Arizona 0-24 (Dick Tomey)
Miami (Fla.)	Orange 1-1-95	Nebraska 17-24 (Tom Osborne)
Oregon St.	Oahu Classic 12-25-99	Hawaii 17-23 (June Jones)
Oregon St.	Fiesta 1-1-01	Notre Dame 41-9 (Bob Davie)
Oregon St.	Insight 12-26-02	Pittsburgh 13-38 (Walt Harris)
FOREST EVASHEVSKI , 2-0-0 (Michigan '41)	Born 2-19-18	
Iowa	Rose 1-1-57	Oregon St. 35-19 (Tommy Prothro)
Iowa	Rose 1-1-59	California 38-12 (Pete Elliott)
CHUCK FAIRBANKS , 3-1-1 (Michigan St. '55)	Born 6-10-33	
Oklahoma	Orange 1-1-68	Tennessee 26-24 (Doug Dickey)
Oklahoma	Bluebonnet 12-31-68	Southern Methodist 27-28 (Hayden Fry)
Oklahoma	Bluebonnet 12-31-70	Alabama 24-24 (Paul "Bear" Bryant)
Oklahoma	Sugar 1-1-72	Auburn 40-22 (Ralph "Shug" Jordan)
Oklahoma	Sugar 12-31-72	Penn St. 14-0 (Joe Paterno)
DON FAMBROUGH , 0-2-0 (Kansas '48)	Born 10-19-22	
Kansas	Liberty 12-17-73	North Carolina St. 18-31 (Lou Holtz)
Kansas	Hall of Fame 12-31-81	Mississippi St. 0-10 (Emory Bellard)
DON FAUROT , 0-4-0 (Missouri '25)	Born 6-23-02	
Missouri	Orange 1-1-40	Georgia Tech 7-21 (Bill Alexander)
Missouri	Sugar 1-1-42	Fordham 0-2 (Jim Crowley)
Missouri	Gator 1-1-49	Clemson 23-24 (Frank Howard)
Missouri	Gator 1-2-50	Maryland 7-21 (Jim Tatum)
GERRY FAUST , 1-1-0 (Dayton '58)	Born 5-21-35	
Notre Dame	Liberty 12-29-83	Boston College 19-18 (Jack Bicknell)
Notre Dame	Aloha 12-29-84	Southern Methodist 20-27 (Bobby Collins)
FOGE FAZIO , 0-2-0 (Pittsburgh '60)	Born 2-28-39	
Pittsburgh	Cotton 1-1-83	Southern Methodist 3-7 (Bobby Collins)
Pittsburgh	Fiesta 1-2-84	Ohio St. 23-28 (Earle Bruce)
BEATTIE FEATHERS , 0-1-0 (Tennessee '34)	Born 6-1-12	
North Carolina St.	Gator 1-1-47	Oklahoma 13-34 (Jim Tatum)
KIRK FERENTZ , 2-1-0 (Connecticut '78)	Born 8-1-55	
Iowa	Alamo 12-29-01	Texas Tech 19-16 (Mike Leach)
Iowa	Orange 1-2-03	Southern California 17-38 (Pete Carroll)
Iowa	Outback 1-1-04	Florida 37-17 (Ron Zook)
WES FESLER , 1-0-0 (Ohio St. '32)	Born 6-29-08	
Ohio St.	Rose 1-2-50	California 17-14 (Lynn "Pappy" Waldorf)
CHARLIE FICKERT , 0-1-0 (Stanford '98)	Born 2-23-1873	
Stanford	Rose 1-1-02	Michigan 0-49 (Fielding "Hurry Up" Yost)
ROBERT FISHER , 1-0-0 (Harvard '12)	Born 12-3-1888	
Harvard	Rose 1-1-20	Oregon 7-6 (Charles "Shy" Huntington)
DICK FLYNN , 0-1-0 (Michigan St. '65)	Born 7-17-43	
Central Mich.	Las Vegas 12-15-94	UNLV 24-52 (Jeff Horton)
HANK FOLDBERG , 0-1-0 (Army '48)	Born 3-12-23	
Wichita St.	Sun 12-30-61	Villanova 9-17 (Alex Bell)
BOB FOLWELL , 0-1-1 (Pennsylvania '08)	Born 1885	
Pennsylvania	Rose 1-1-17	Oregon 0-14 (Hugo Bezdek)
Navy	Rose 1-1-24	Washington 14-14 (Enoch Bagshaw)
DANNY FORD , 6-3-0 (Alabama '70)	Born 4-2-48	
Clemson	Gator 12-29-78	Ohio St. 17-15 (Woody Hayes)
Clemson	Peach 12-31-79	Baylor 18-24 (Grant Teaff)
Clemson	Orange 1-1-82	Nebraska 22-15 (Tom Osborne)
Clemson	Independence 12-21-85	Minnesota 13-20 (John Gutekunst)
Clemson	Gator 12-27-86	Stanford 27-21 (Jack Elway)
Clemson	Fla. Citrus 1-1-88	Penn St. 35-10 (Joe Paterno)
Clemson	Fla. Citrus 1-2-89	Oklahoma 23-6 (Barry Switzer)
Clemson	Gator 12-30-89	West Virginia 27-7 (Don Nehlen)
Arkansas	Carquest 12-30-95	North Carolina 10-20 (Mack Brown)
DENNIS FRANCHIONE , 2-2-0 (Pittsburg St. '73)	Born 3-28-51	
New Mexico	Insight.com 12-27-97	Arizona 14-20 (Dick Tomey)
TCU	Sun 12-31-98	Southern California 28-19 (Paul Hackett)
TCU	Mobile Alabama 12-22-99	East Caro. 28-14 (Steve Logan)

Coach/School	Bowl/Date	Opponent/Score (Coach)
Alabama	Independence 12-27-01	Iowa St. 14-13 (Dan McCarney)
RALPH FRIEDGEN , 2-1-0 (Maryland '69)	Born 4-4-47	
Maryland	Orange 1-2-02	Florida 23-56 (Steve Spurrier)
Maryland	Peach 12-31-02	Tennessee 30-3 (Phillip Fulmer)
Maryland	Gator 1-1-04	West Virginia 41-7 (Rich Rodriguez)
HENRY FRNKA , 2-3-0 (Austin '26)	Born 3-16-03	
Tulsa	Sun 1-1-42	Texas Tech 6-0 (Dell Morgan)
Tulsa	Sugar 1-1-43	Tennessee 7-14 (John Barnhill)
Tulsa	Sugar 1-1-44	Georgia Tech 18-20 (Bill Alexander)
Tulsa	Orange 1-1-45	Georgia Tech 26-12 (Bill Alexander)
Tulsa	Oil 1-1-46	Georgia 6-20 (Wally Butts)
HAYDEN FRY , 7-9-1 (Baylor '51)	Born 2-28-29	
Southern Methodist ...	Sun 12-31-63	Oregon 13-21 (Len Casanova)
Southern Methodist ...	Cotton 12-31-66	Georgia 9-24 (Vince Dooley)
Southern Methodist ...	Bluebonnet 12-31-68	Oklahoma 28-27 (Chuck Fairbanks)
Iowa	Rose 1-1-82	Washington 0-28 (Don James)
Iowa	Peach 12-31-82	Tennessee 28-22 (Johnny Majors)
Iowa	Gator 12-30-83	Florida 6-14 (Charley Pell)
Iowa	Freedom 12-26-84	Texas 55-17 (Fred Akers)
Iowa	Rose 1-1-86	UCLA 28-45 (Terry Donahue)
Iowa	Holiday 12-30-86	San Diego St. 39-38 (Denny Stolz)
Iowa	Holiday 12-30-87	Wyoming 20-19 (Paul Roach)
Iowa	Peach 12-31-88	North Carolina St. 23-29 (Dick Sheridan)
Iowa	Rose 1-1-91	Washington 34-46 (Don James)
Iowa	Holiday 12-30-91	Brigham Young 13-13 (LaVell Edwards)
Iowa	Alamo 12-31-93	California 3-37 (Keith Gilbertson)
Iowa	Sun 12-29-95	Washington 38-18 (Jim Lambright)
Iowa	Alamo 12-29-96	Texas Tech 27-0 (Spike Dykes)
Iowa	Sun 12-31-97	Arizona St. 7-17 (Bruce Snyder)
BILL FULCHER , 1-0-0 (Georgia Tech '57)	Born 2-9-34	
Georgia Tech	Liberty 12-18-72	Iowa St. 31-30 (Johnny Majors)
PHILLIP FULMER , 6-6-0 (Tennessee '72)	Born 9-1-50	
Tennessee	Hall of Fame 1-1-93	Boston College 38-23 (Tom Coughlin)
Tennessee	Fla. Citrus 1-1-94	Penn St. 13-31 (Joe Paterno)
Tennessee	Gator 12-30-94	Virginia Tech 45-23 (Frank Beamer)
Tennessee	Fla. Citrus 1-1-96	Ohio St. 20-14 (John Cooper)
Tennessee	Fla. Citrus 1-1-97	Northwestern 48-28 (Gary Barnett)
Tennessee	Orange 1-2-98	Nebraska 17-42 (Tom Osborne)
Tennessee	Fiesta 1-4-99	Florida St. 23-16 (Bobby Bowden)
Tennessee	Fiesta 1-2-00	Nebraska 21-31 (Frank Solich)
Tennessee	Cotton 1-1-01	Kansas St. 21-35 (Bill Snyder)
Tennessee	Fla. Citrus 1-1-02	Michigan 45-17 (Lloyd Carr)
Tennessee	Peach 12-31-02	Maryland 3-30 (Ralph Friedgen)
Tennessee	Peach 1-2-04	Clemson 14-27 (Tommy Bowden)
WARREN GAER , 0-1-0 (Drake '35)	Born 2-7-12	
Drake	Sun 1-1-58	Louisville 20-34 (Frank Camp)
CHAN GAILEY , 1-1-0 (Florida '74)	Born 1-5-52	
Georgia Tech	Silicon Valley 12-31-02	Fresno St. 21-30 (Pat Hill)
Georgia Tech	Humanitarian 1-3-04	Tulsa 52-10 (Steve Kragthorpe)
JOE GAVIN , 0-1-0 (Notre Dame '31)	Born 3-20-08	
Dayton	Salad 1-1-52	Houston 21-26 (Clyde Lee)
GARY GIBBS , 2-1-0 (Oklahoma '75)	Born 8-13-52	
Oklahoma	Gator 12-29-91	Virginia 48-14 (George Welsh)
Oklahoma	John Hancock 12-24-93	Texas Tech 41-10 (Spike Dykes)
Oklahoma	Copper 12-29-94	Brigham Young 6-31 (LaVell Edwards)
VINCE GIBSON , 0-2-0 (Florida St. '55)	Born 3-27-33	
Louisville	Independence 12-17-77	Louisiana Tech 14-24 (Maxie Lambright)
Tulane	Hall of Fame 12-27-80	Arkansas 15-34 (Lou Holtz)
CLAUDE GILBERT , 1-1-0 (San Jose St. '59)	Born 7-10-32	
San Jose St.	California 12-13-86	Miami (Ohio) 37-7 (Tim Rose)
San Jose St.	California 12-12-87	Eastern Mich. 27-30 (Jim Harkema)
KEITH GILBERTSON , 1-0-0 (Central Wash. '71)	Born 5-15-48	
California	Alamo 12-31-93	Iowa 37-3 (Hayden Fry)
SID GILLMAN , 1-1-0 (Ohio St. '34)	Born 10-26-11	
Miami (Ohio)	Sun 1-1-48	Texas Tech 13-12 (Dell Morgan)
Cincinnati	Sun 1-1-51	West Tex. A&M 13-14 (Frank Kimbrough)
BILL GLASSFORD , 0-1-0 (Pittsburgh '37)	Born 3-8-14	
Nebraska	Orange 1-1-55	Duke 7-34 (Bill Murray)
MARSHALL "LITTLE SLEEPY" GLENN , 1-0-0 (West Virginia '31)	Born 4-22-08	
West Virginia	Sun 1-1-38	Texas Tech 7-6 (Pete Cawthon)
RAY GOFF , 2-2-0 (Georgia '78)	Born 7-10-55	
Georgia	Peach 12-30-89	Syracuse 18-19 (Dick MacPherson)
Georgia	Independence 12-29-91	Arkansas 24-15 (Jack Crowe)
Georgia	Fla. Citrus 1-1-93	Ohio St. 21-14 (John Cooper)
Georgia	Peach 12-30-95	Virginia 27-34 (George Welsh)
FRED GOLDSMITH , 0-1-0 (Florida '67)	Born 3-3-44	
Duke	Hall of Fame 1-2-95	Wisconsin 20-34 (Barry Alvarez)
MIKE GOTTFRIED , 0-1-0 (Morehead St. '66)	Born 12-17-44	
Pittsburgh	Bluebonnet 12-31-87	Texas 27-32 (David McWilliams)

Coach/School	Bowl/Date	Opponent/Score (Coach)
RALPH GRAHAM , 0-1-0 (Kansas St. '34)	Born 8-16-10	
Wichita St.	Raisin 1-1-48	Pacific 14-26 (Larry Siemering)
SONNY GRANDELIUS , 0-1-0 (Michigan St. '51)	Born 4-16-29	
Colorado.....	Orange 1-1-62	LSU 7-25 (Paul Dietzel)
RAY GRAVES , 4-1-0 (Tennessee '43)	Born 12-31-18	
Florida.....	Gator 12-31-60	Baylor 13-12 (John Bridgers)
Florida.....	Gator 12-29-62	Penn St. 17-7 (Charles "Rip" Engle)
Florida.....	Sugar 1-1-66	Missouri 18-20 (Dan Devine)
Florida.....	Orange 1-2-67	Georgia Tech 27-12 (Bobby Dodd)
Florida.....	Gator 12-27-69	Tennessee 14-13 (Doug Dickey)
DENNIS GREEN , 0-1-0 (Iowa '71)	Born 2-17-49	
Stanford.....	Aloha 12-25-91	Georgia Tech 17-18 (Bobby Ross)
VEE GREEN , 1-0-0 (Illinois '24)	Born 10-9-1900	
Drake.....	Raisin 1-1-46	Fresno St. 13-12 (Alvin "Pix" Pierson)
JIM GROBE , 1-0-0 (Virginia '75)	Born 2-17-52	
Wake Forest.....	Seattle 12-30-02	Oregon 38-17 (Mike Bellotti)
AL GROH , 2-0-0 (Virginia '67)	Born 7-13-44	
Virginia.....	Continental Tire 12-28-02	West Virginia 48-22 (Rich Rodriguez)
Virginia.....	Continental Tire 12-27-03	Pittsburgh 23-16 (Walt Harris)
ART GUEPE , 1-0-0 (Marquette '37)	Born 1-28-15	
Vanderbilt.....	Gator 12-31-55	Auburn 25-13 (Ralph "Shug" Jordan)
ANDY GUSTAFSON , 1-3-0 (Pittsburgh '26)	Born 4-3-03	
Miami (Fla.).....	Orange 1-1-51	Clemson 14-15 (Frank Howard)
Miami (Fla.).....	Gator 1-1-52	Clemson 14-0 (Frank Howard)
Miami (Fla.).....	Liberty 12-16-61	Syracuse 14-15 (Ben Schwartzwalder)
Miami (Fla.).....	Gotham 12-15-62	Nebraska 34-36 (Bob Devaney)
JOHN GUTEKUNST , 1-1-0 (Duke '66)	Born 4-13-44	
Minnesota.....	Independence 12-21-85	Clemson 20-13 (Danny Ford)
Minnesota.....	Liberty 12-29-86	Tennessee 14-21 (Johnny Majors)
PAUL HACKETT , 1-1-0 (UC Davis '69)	Born 6-5-47	
Pittsburgh.....	John Hancock 12-30-89	Texas A&M 31-28 (R.C. Slocum)
Southern California...	Sun 12-31-98	TCU 19-28 (Dennis Franchione)
JACK HAGERTY , 0-1-0 (Georgetown '26)	Born 7-3-03	
Georgetown.....	Orange 1-1-41	Mississippi St. 7-14 (Alvin McKeen)
GALEN HALL , 1-1-0 (Penn St. '62)	Born 8-14-40	
Florida.....	Aloha 12-25-87	UCLA 16-20 (Terry Donahue)
Florida.....	All-American 12-29-88	Illinois 14-10 (John Mackovic)
CURLEY HALLMAN , 1-0-0 (Texas A&M '70)	Born 9-3-47	
Southern Miss.	Independence 12-23-88	UTEP 38-18 (Bob Stull)
WAYNE HARDIN , 1-2-0 (Pacific '50)	Born 3-23-27	
Navy.....	Orange 1-2-61	Missouri 14-21 (Dan Devine)
Navy.....	Cotton 1-1-64	Texas 6-28 (Darrell Royal)
Temple.....	Garden State 12-15-79	California 28-17 (Roger Theder)
JACK HARDING , 1-0-0 (Pittsburgh '26)	Born 1-5-1898	
Miami (Fla.).....	Orange 1-1-48	Holy Cross 13-6 (John "Ox" Da Grosa)
JIM HARKEMA , 1-0-0 (Kalamazoo '64)	Born 6-25-42	
Eastern Mich.	California 12-12-87	San Jose St. 30-27 (Claude Gilbert)
WALT HARRIS , 2-3-0 (Pacific '68)	Born 11-9-46	
Pittsburgh.....	Liberty 12-31-97	Southern Miss. 7-41 (Jeff Bower)
Pittsburgh.....	Insight.com 12-28-00	Iowa St. 29-37 (Dan McCarney)
Pittsburgh.....	Tangerine 12-20-01	North Carolina St. 34-19 (Chuck Amato)
Pittsburgh.....	Insight 12-26-02	Oregon St. 38-13 (Dennis Erickson)
Pittsburgh.....	Continental Tire 12-27-03	Virginia 16-23 (Al Groh)
KEN HATFIELD , 4-6-0 (Arkansas '65)	Born 6-8-43	
Air Force.....	Hall of Fame 12-31-82	Vanderbilt 36-28 (George MacIntyre)
Air Force.....	Independence 12-10-83	Mississippi 9-3 (Billy Brewer)
Arkansas.....	Liberty 12-27-84	Auburn 15-21 (Pat Dye)
Arkansas.....	Holiday 12-22-85	Arizona St. 18-17 (John Cooper)
Arkansas.....	Orange 1-1-87	Oklahoma 8-42 (Barry Switzer)
Arkansas.....	Liberty 12-29-87	Georgia 17-20 (Vince Dooley)
Arkansas.....	Cotton 1-2-89	UCLA 3-17 (Terry Donahue)
Arkansas.....	Cotton 1-1-90	Tennessee 27-31 (Johnny Majors)
Clemson.....	Hall of Fame 1-1-91	Illinois 30-0 (John Mackovic)
Clemson.....	Fla. Citrus 1-1-92	California 13-37 (Bruce Snyder)
DAN HAWKINS , 2-0-0 (UC Davis '84)	Born 11-10-60	
Boise St.	Humanitarian 12-31-02	Iowa St. 34-16 (Dan McCarney)
Boise St.	Fort Worth 12-23-03	TCU 34-31 (Gary Patterson)
WOODY HAYES , 6-6-0 (Denison '35)	Born 2-14-13	
Miami (Ohio).....	Salad 1-1-51	Arizona St. 34-21 (Ed Doherty)
Ohio St.	Rose 1-1-55	Southern California 20-7 (Jess Hill)
Ohio St.	Rose 1-1-58	Oregon 10-7 (Len Casanova)
Ohio St.	Rose 1-1-69	Southern California 27-16 (John McKay)
Ohio St.	Rose 1-1-71	Stanford 17-27 (John Ralston)
Ohio St.	Rose 1-1-73	Southern California 17-42 (John McKay)
Ohio St.	Rose 1-1-74	Southern California 42-21 (John McKay)
Ohio St.	Rose 1-1-75	Southern California 17-18 (John McKay)
Ohio St.	Rose 1-1-76	UCLA 10-23 (Dick Vermeil)
Ohio St.	Orange 1-1-77	Colorado 27-10 (Bill Mallory)
Ohio St.	Sugar 1-2-78	Alabama 6-35 (Paul "Bear" Bryant)
Ohio St.	Gator 12-29-78	Clemson 15-17 (Danny Ford)

Coach/School	Bowl/Date	Opponent/Score (Coach)
KIM HELTON , 0-1-0 (Florida '70)	Born 7-28-48	
Houston.....	Liberty 12-27-96	Syracuse 17-30 (Paul Pasqualoni)
ELMER "GUS" HENDERSON , 2-0-0 (Oberlin '12)	Born 3-10-1889	
Southern California...	Rose 1-1-23	Penn St. 14-3 (Hugo Bezdek)
Southern California...	L.A. Christmas Festival 12-25-24	Missouri 20-7 (Gwinn Henry)
DAN HENNING , 1-0-0 (William & Mary '64)	Born 7-21-42	
Boston College.....	Aloha 12-25-94	Kansas St. 12-7 (Bill Snyder)
GWINN HENRY , 0-1-0 (Howard Payne '17)	Born 8-5-1887	
Missouri.....	L.A. Christmas Festival 12-25-24	Southern California 7-20 (Elmer "Gus" Henderson)
BILL HESS , 0-2-0 (Ohio '47)	Born 2-5-23	
Ohio.....	Sun 12-31-62	West Tex. A&M 14-15 (Joe Kerbel)
Ohio.....	Tangerine 12-27-68	Richmond 42-49 (Frank Jones)
JIM HICKEY , 1-0-0 (William & Mary '42)	Born 1-22-20	
North Carolina.....	Gator 12-28-63	Air Force 35-0 (Ben Martin)
BOB HIGGINS , 1-0-1 (Penn St. '20)	Born 12-24-1893	
West Va. Wesleyan...	Dixie Classic 1-1-25	Southern Methodist 9-7 (Ray Morrison)
Penn St.	Cotton 1-1-48	Southern Methodist 13-13 (Matty Bell)
JESS HILL , 1-1-0 (Southern California '30)	Born 1-20-07	
Southern California...	Rose 1-1-53	Wisconsin 7-0 (Ivy Williamson)
Southern California...	Rose 1-1-55	Ohio St. 7-20 (Woody Hayes)
PAT HILL , 2-3-0 (UC Riverside '73)	Born 12-17-51	
Fresno St.	Las Vegas 12-18-99	Utah 16-17 (Ron McBride)
Fresno St.	Silicon Valley 12-31-00	Air Force 34-37 (Fisher DeBerry)
Fresno St.	Silicon Valley 12-31-01	Michigan St. 35-44 (Bobby Williams)
Fresno St.	Silicon Valley 12-31-02	Georgia Tech 30-21 (Chan Gailey)
Fresno St.	Silicon Valley 12-30-03	UCLA 17-9 (Karl Dorrell)
JERRY HINES , 0-0-1 (New Mexico St. '26)	Born 10-11-03	
New Mexico St.	Sun 1-1-36	Hardin-Simmons 14-14 (Frank Kimbrough)
BERNARD A. HOBAN , 0-1-0 (Dartmouth '12)	Born 4-21-1890	
U. of Mexico.....	Sun 1-1-45	Southwestern (Tex.) 0-35 (Randolph R.M. Medley)
TERRY HOEPPNER , 1-0-0 (Franklin '69)	Born 8-19-47	
Miami (Ohio).....	GMAC 12-18-03	Louisville 49-28 (Bobby Petrino)
ORIN "BABE" HOLLINGBERY , 0-1-0 (No college)	Born 7-15-1893	
Washington St.	Rose 1-1-31	Alabama 0-24 (Wallace Wade)
LOU HOLTZ , 12-8-2 (Kent St. '59)	Born 1-6-37	
William & Mary.....	Tangerine 12-28-70	Toledo 12-40 (Frank Lauterbur)
North Carolina St.	Peach 12-29-72	West Virginia 49-13 (Bobby Bowden)
North Carolina St.	Liberty 12-17-73	Kansas 31-18 (Don Fambrough)
North Carolina St.	Bluebonnet 12-23-74	Houston 31-31 (Bill Yeoman)
North Carolina St.	Peach 12-31-75	West Virginia 10-13 (Bobby Bowden)
Arkansas.....	Orange 1-2-78	Oklahoma 31-6 (Barry Switzer)
Arkansas.....	Fiesta 12-25-78	UCLA 10-10 (Terry Donahue)
Arkansas.....	Sugar 1-1-80	Alabama 9-24 (Paul "Bear" Bryant)
Arkansas.....	Hall of Fame 12-27-80	Tulane 34-15 (Vince Gibson)
Arkansas.....	Gator 12-28-81	North Carolina 27-31 (Dick Crum)
Arkansas.....	Bluebonnet 12-31-82	Florida 28-24 (Charley Pell)
Notre Dame.....	Cotton 1-1-88	Texas A&M 10-35 (Jackie Sherrill)
Notre Dame.....	Fiesta 1-2-89	West Virginia 34-21 (Don Nehlen)
Notre Dame.....	Orange 1-1-90	Colorado 21-6 (Bill McCartney)
Notre Dame.....	Orange 1-1-91	Colorado 9-10 (Bill McCartney)
Notre Dame.....	Sugar 1-1-92	Florida 39-28 (Steve Spurrier)
Notre Dame.....	Cotton 1-1-93	Texas A&M 28-3 (R.C. Slocum)
Notre Dame.....	Cotton 1-1-94	Texas A&M 24-21 (R.C. Slocum)
Notre Dame.....	Fiesta 1-2-95	Colorado 24-41 (Bill McCartney)
Notre Dame.....	Orange 1-1-96	Florida St. 26-31 (Bobby Bowden)
South Carolina.....	Outback 1-1-01	Ohio St. 24-7 (John Cooper)
South Carolina.....	Outback 1-1-02	Ohio St. 31-28 (Jim Tressel)
EDWIN "BABE" HORRELL , 0-1-0 (California '26)	Born 9-29-02	
UCLA.....	Rose 1-1-43	Georgia 0-9 (Wally Butts)
JEFF HORTON , 1-0-0 (Nevada '81)	Born 7-13-57	
UNLV.....	Las Vegas 12-15-94	Central Mich. 52-24 (Dick Flynn)
FRANK HOWARD , 3-3-0 (Alabama '31)	Born 3-25-09	
Clemson.....	Gator 1-1-49	Missouri 24-23 (Don Faurot)
Clemson.....	Orange 1-1-51	Miami (Fla.) 15-14 (Andy Gustafson)
Clemson.....	Gator 1-1-52	Miami (Fla.) 0-14 (Andy Gustafson)
Clemson.....	Orange 1-1-57	Colorado 21-27 (Dallas Ward)
Clemson.....	Sugar 1-1-59	LSU 0-7 (Paul Dietzel)
Clemson.....	Bluebonnet 12-19-59	TCU 23-7 (Abe Martin)
MILLARD "DIXIE" HOWELL , 0-1-1 (Alabama '35)	Born 11-24-12	
Arizona St.	Sun 1-1-40	Catholic 0-0 (Arthur "Dutch" Bergman)
Arizona St.	Sun 1-1-41	Case Reserve 13-26 (Bill Edwards)
BILL HUBBARD , 2-0-0 (Stanford '30)	Born 2-5-07	
San Jose St.	Raisin 1-1-47	Utah St. 20-0 (E.L. "Dick" Romney)
San Jose St.	Raisin 12-31-49	Texas Tech 20-13 (Dell Morgan)

Coach/School Bowl/Date Opponent/Score (Coach)
CLYDE "CAC" HUBBARD, 0-2-0 (Oregon St. '21) Born 9-13-1897
 Denver Sun 1-1-46 New Mexico 24-34 (Willis Barnes)
 Denver Alamo 1-4-47 Hardin-Simmons 0-20 (Warren Woodson)

CHARLES "SHY" HUNTINGTON, 0-1-0 (Oregon) Born 7-7-1891
 Oregon Rose 1-1-20 Harvard 6-7 (Robert Fisher)

HARVEY HYDE, 1-0-0 (Redlands '62) Born 7-13-39
 UNLV California 12-15-84 Toledo 30-13 (Dan Simrell)

DON JAMES, 10-5-0 (Miami [Fla.] '54) Born 12-31-32
 Kent St. Tangerine 12-29-72 Tampa 18-21 (Earle Bruce)
 Washington Rose 1-2-78 Michigan 27-20 (Glenn "Bo" Schembechler)
 Washington Sun 12-22-79 Texas 14-7 (Fred Akers)
 Washington Rose 1-1-81 Michigan 6-23 (Glenn "Bo" Schembechler)
 Washington Rose 1-1-82 Iowa 28-0 (Hayden Fry)
 Washington Aloha 12-25-82 Maryland 21-20 (Bobby Ross)
 Washington Aloha 12-26-83 Penn St. 10-13 (Joe Paterno)
 Washington Orange 1-1-85 Oklahoma 28-17 (Barry Switzer)
 Washington Freedom 12-30-85 Colorado 20-17 (Bill McCartney)
 Washington Sun 12-25-86 Alabama 6-28 (Ray Perkins)
 Washington Independence 12-18-87 Tulane 24-12 (Mack Brown)
 Washington Freedom 12-29-89 Florida 34-7 (Gary Darnell)
 Washington Rose 1-1-91 Iowa 46-34 (Hayden Fry)
 Washington Rose 1-1-92 Michigan 34-14 (Gary Moeller)
 Washington Rose 1-1-93 Michigan 31-38 (Gary Moeller)

JIMMY JOHNSON, 3-4-0 (Arkansas '65) Born 7-16-43
 Oklahoma St. Independence 12-12-81 Texas A&M 16-33 (Tom Wilson)
 Oklahoma St. Bluebonnet 12-31-83 Baylor 24-14 (Grant Teaff)
 Miami (Fla.) Fiesta 1-1-85 UCLA 37-39 (Terry Donahue)
 Miami (Fla.) Sugar 1-1-86 Tennessee 7-35 (Johnny Majors)
 Miami (Fla.) Fiesta 1-2-87 Penn St. 10-14 (Joe Paterno)
 Miami (Fla.) Orange 1-1-88 Oklahoma 20-14 (Barry Switzer)
 Miami (Fla.) Orange 1-2-89 Nebraska 23-3 (Tom Osborne)

PAUL JOHNSON, 0-1-0 (Western Caro. '79) Born 8-20-59
 Navy Houston 12-30-03 Texas Tech 14-38 (Mike Leach)

FRANK JONES, 1-1-0 (North Carolina '48) Born 8-30-21
 Richmond Tangerine 12-27-68 Ohio 49-42 (Bill Hess)
 Richmond Tangerine 12-28-71 Toledo 3-28 (John Murphy)

GOMER JONES, 0-1-0 (Ohio St. '36) Born 2-26-14
 Oklahoma Gator 1-2-65 Florida St. 19-36 (Bill Peterson)

HOWARD JONES, 5-0-0 (Yale '08) Born 8-23-1885
 Southern California... Rose 1-1-30 Pittsburgh 47-14 (Jock Sutherland)
 Southern California... Rose 1-1-32 Tulane 21-12 (Bernie Bierman)
 Southern California... Rose 1-2-33 Pittsburgh 35-0 (Jock Sutherland)
 Southern California... Rose 1-2-39 Duke 7-3 (Wallace Wade)
 Southern California... Rose 1-1-40 Tennessee 14-0 (Bob Neyland)

JUNE JONES, 2-1-0 (Portland St. '77) Born 2-14-53
 Hawaii Oahu Classic 12-25-99 Oregon St. 23-17 (Dennis Erickson)
 Hawaii Hawaii 12-25-02 Tulane 28-36 (Chris Scelfo)
 Hawaii Hawaii 12-25-03 Houston 54-48 (3 ot) (Art Briles)

LARRY JONES, 0-1-0 (LSU '54) Born 12-18-33
 Florida St. Fiesta 12-27-71 Arizona St. 38-45 (Frank Kush)

LAWRENCE McC. "BIFF" JONES, 0-1-0 (Army '17) Born 10-8-95
 Nebraska Rose 1-1-41 Stanford 13-21 (Clark Shaughnessy)

PAT JONES, 3-1-0 (Arkansas '69) Born 11-4-47
 Oklahoma St. Gator 12-28-84 South Carolina 21-14 (Joe Morrison)
 Oklahoma St. Gator 12-30-85 Florida St. 23-34 (Bobby Bowden)
 Oklahoma St. Sun 12-25-87 West Virginia 35-33 (Don Nehlen)
 Oklahoma St. Holiday 12-30-88 Wyoming 62-14 (Paul Roach)

RALPH "SHUG" JORDAN, 5-7-0 (Auburn '32) Born 9-25-10
 Auburn Gator 1-1-54 Texas Tech 13-35 (DeWitt Weaver)
 Auburn Gator 12-31-54 Baylor 33-13 (George Sauer)
 Auburn Gator 12-31-55 Vanderbilt 13-25 (Art Gueppe)
 Auburn Orange 1-1-64 Nebraska 7-13 (Bob Devaney)
 Auburn Liberty 12-18-65 Mississippi 7-13 (John Vaught)
 Auburn Sun 12-28-68 Arizona 34-10 (Darrell Mudra)
 Auburn Bluebonnet 12-31-69 Houston 7-36 (Bill Yeoman)
 Auburn Gator 1-2-71 Mississippi 35-28 (John Vaught)
 Auburn Sugar 1-1-72 Oklahoma 22-40 (Chuck Fairbanks)
 Auburn Gator 12-30-72 Colorado 24-3 (Eddie Crowder)
 Auburn Sun 12-29-73 Missouri 17-34 (Al Onofrio)
 Auburn Gator 12-30-74 Texas 27-3 (Darrell Royal)

ERNIE JORGE, 1-1-0 (St. Mary's [Cal.] '36) Born 10-7-14
 Pacific Sun 1-1-52 Texas Tech 14-25 (DeWitt Weaver)
 Pacific Sun 1-1-53 Southern Miss. 26-7 (Thad "Pie" Vann)

AL KAWAL, 1-0-0 (Northwestern '35) Born 7-4-12
 Drake Salad 1-1-49 Arizona 14-13 (Miles Casteel)

JOE KERBEL, 2-0-0 (Oklahoma '47) Born 5-3-21
 West Tex. A&M Sun 12-21-62 Ohio 15-14 (Bill Hess)
 West Tex. A&M Pasadena 12-2-67 Cal St. Northridge 35-13 (Sam Winningham)

Coach/School Bowl/Date Opponent/Score (Coach)
BILL KERN, 0-1-0 (Pittsburgh '28) Born 9-2-06
 Carnegie Mellon Sugar 1-2-39 TCU 7-15 (Leo "Dutch" Meyer)

ED KEZIRIAN, 1-0-0 (UCLA '75) Born 8-4-52
 UCLA Las Vegas 12-25-02 New Mexico 27-13 (Rocky Long)

FRANK KIMBROUGH, 2-0-1 (Hardin-Simmons '26) Born 6-24-04
 Hardin-Simmons Sun 1-1-36 New Mexico St. 14-14 (Jerry Hines)
 Hardin-Simmons Sun 1-1-37 UTEP 34-6 (Max Saxon)
 West Tex. A&M Sun 1-1-51 Cincinnati 14-13 (Sid Gillman)

BILLY KINARD, 1-0-0 (Mississippi '56) Born 12-16-33
 Mississippi Peach 12-30-71 Georgia Tech 41-18 (Bud Carson)

DEWEY KING, 0-1-0 (North Dakota '50) Born 10-1-25
 San Jose St. Pasadena 12-18-71 Memphis 9-28 (Billy Murphy)

J.T. KING, 0-2-0 (Texas '38) Born 10-22-12
 Texas Tech Sun 12-26-64 Georgia 0-7 (Vince Dooley)
 Texas Tech Gator 12-31-65 Georgia Tech 21-31 (Bobby Dodd)

JIMMY KITTS, 1-1-0 (Southern Methodist) Born 6-14-1900
 Rice Cotton 1-1-38 Colorado 28-14 (Bernard "Bunnie" Oakes)
 Virginia Tech Sun 1-1-47 Cincinnati 6-18 (Ray Nolting)

ED KLUSKA, 1-0-0 (Xavier [Ohio] '40) Born 5-21-18
 Xavier (Ohio) Salad 1-1-50 Arizona St. 33-21 (Ed Doherty)

DIRK KOETTER, 2-1-0 (Idaho St. '81) Born 2-5-59
 Boise St. Humanitarian 12-30-99 Louisville 34-31 (John L. Smith)
 Boise St. Humanitarian 12-28-00 UTEP 38-23 (Gary Nord)
 Arizona St. Holiday 12-27-02 Kansas St. 27-34 (Bill Snyder)

STEVE KRAGTHORPE, 0-1-0 (West Tex. A&M '88) Born 4-28-65
 Tulsa Humanitarian 1-3-04 Georgia Tech 10-52 (Chan Gailey)

JOE KRIVAK, 0-0-1 (Syracuse '57) Born 3-20-35
 Maryland Independence 12-15-90 Louisiana Tech 34-34 (Joe Raymond Peace)

FRANK KUSH, 6-1-0 (Michigan St. '53) Born 1-20-29
 Arizona St. Peach 12-30-70 North Carolina 48-26 (Bill Dooley)
 Arizona St. Fiesta 12-27-71 Florida St. 45-38 (Larry Jones)
 Arizona St. Fiesta 12-23-72 Missouri 49-35 (Al Onofrio)
 Arizona St. Fiesta 12-21-73 Pittsburgh 28-7 (Johnny Majors)
 Arizona St. Fiesta 12-26-75 Nebraska 17-14 (Tom Osborne)
 Arizona St. Fiesta 12-25-77 Penn St. 30-42 (Joe Paterno)
 Arizona St. Garden State 12-16-78 Rutgers 34-18 (Frank Burns)

BERT LaBRUCHERIE, 0-1-0 (UCLA '29) Born 1-19-05
 UCLA Rose 1-1-47 Illinois 14-45 (Ray Eliot)

JIM LAMBRIGHT, 1-3-0 (Washington '65) Born 4-26-42
 Washington Sun 12-29-95 Iowa 18-38 (Hayden Fry)
 Washington Holiday 12-30-96 Colorado 21-33 (Rick Neuheisel)
 Washington Aloha 12-25-97 Michigan St. 51-23 (Nick Saban)
 Washington Oahu Classic 12-25-98 Air Force 25-45 (Fisher DeBerry)

MAXIE LAMBRIGHT, 1-1-0 (Southern Miss. '49) Born 6-3-24
 Louisiana Tech Independence 12-17-77 Louisville 24-14 (Vince Gibson)
 Louisiana Tech Independence 12-16-78 East Caro. 13-35 (Pat Dye)

FRANK LAUTERBUR, 2-0-0 (Mount Union '49) Born 8-8-25
 Toledo Tangerine 12-26-69 Davidson 56-33 (Homer Smith)
 Toledo Tangerine 12-28-70 William & Mary 40-12 (Lou Holtz)

MIKE LEACH, 2-2-0 (Brigham Young '83) Born 3-9-61
 Texas Tech Galleryfurniture.com 12-27-00 East Caro. 27-40 (Steve Logan)

Texas Tech Alamo 12-29-01 Iowa 16-19 (Kirk Ferentz)
 Texas Tech Tangerine 12-23-02 Clemson 55-15 (Tommy Bowden)
 Texas Tech Houston 12-30-03 Navy 38-14 (Paul Johnson)

FRANK LEAHY, 1-1-0 (Notre Dame '31) Born 8-27-08
 Boston College Cotton 1-1-40 Clemson 3-6 (Jess Neely)
 Boston College Sugar 1-1-41 Tennessee 19-13 (Bob Neyland)

CLYDE LEE, 1-0-0 (Centenary [La.] '32) Born 2-11-08
 Houston Salad 1-1-52 Dayton 26-21 (Joe Gavin)

ART LEWIS, 0-1-0 (Ohio '36) Born 2-18-11
 West Virginia Sugar 1-1-54 Georgia Tech 19-42 (Bobby Dodd)

BILL LEWIS, 1-0-0 (East Stroudsburg '63) Born 8-5-41
 East Caro. Peach 1-1-92 North Carolina St. 37-34 (Dick Sheridan)

LOU LITTLE, 1-0-0 (Pennsylvania '20) Born 12-6-1893
 Columbia Rose 1-1-34 Stanford 7-0 (Claude "Tiny" Thornhill)

STEVE LOGAN, 2-3-0 (Tulsa '75) Born 2-3-53
 East Caro. Liberty 12-31-94 Illinois 0-30 (Lou Tepper)
 East Caro. Liberty 12-30-95 Stanford 19-13 (Tyronne Willingham)
 East Caro. Mobile Alabama 12-22-99 TCU 14-28 (Dennis Franchione)
 East Caro. Galleryfurniture.com 12-27-00 Texas Tech 40-27 (Mike Leach)

East Caro. GMAC 12-19-01 Marshall 61-64 (2 ot) (Bob Pruett)

ROCKY LONG, 0-2-0 (New Mexico '74) Born 1-27-50
 New Mexico Las Vegas 12-25-02 UCLA 13-27 (Ed Kezirian)

Coach/School	Bowl/Date	Opponent/Score (Coach)
New Mexico.....	Las Vegas 12-24-03	Oregon St. 14-55 (Mike Riley)
JIM LOOKABAUGH , 2-1-0 (Oklahoma St. '25) Born 6-15-02		
Oklahoma St.	Cotton 1-1-45	TCU 34-0 (Leo "Dutch" Meyer)
Oklahoma St.	Sugar 1-1-46	St. Mary's (Cal.) 33-13 (Jimmy Phelan)
Oklahoma St.	Delta 1-1-49	William & Mary 0-20 (Rube McCray)
SONNY LUBICK , 3-5-0 (Western Mont. '60) Born 3-12-37		
Colorado St.	Holiday 12-30-94	Michigan 14-24 (Gary Moeller)
Colorado St.	Holiday 12-29-95	Kansas St. 21-54 (Bill Snyder)
Colorado St.	Holiday 12-29-97	Missouri 35-24 (Larry Smith)
Colorado St.	Liberty 12-31-99	Southern Miss. 17-23 (Jeff Bower)
Colorado St.	Liberty 12-29-00	Louisville 22-17 (John L. Smith)
Colorado St.	New Orleans 12-18-01	North Texas 45-20 (Darrell Dickey)
Colorado St.	Liberty 12-31-02	TCU 3-17 (Gary Patterson)
Colorado St.	San Francisco 12-31-03	Boston College 21-35 (Tom O'Brien)
AL LUGINBILL , 0-1-0 (Cal Poly Pomona '67) Born 11-3-46		
San Diego St.....	Freedom 12-30-91	Tulsa 17-28 (Dave Rader)
BILL LYNCH , 0-1-0 (Butler '77) Born 6-12-54		
Ball St.	Las Vegas 12-19-96	Nevada 15-18 (Jeff Tisdell)
GEORGE MacINTYRE , 0-1-0 (Miami [Fla.] '61) Born 4-30-39		
Vanderbilt.....	Hall of Fame 12-31-82	Air Force 28-36 (Ken Hatfield)
JOHN MACKOVIC , 2-5-0 (Wake Forest '65) Born 10-1-43		
Wake Forest	Tangerine 12-22-79	LSU 10-34 (Charlie McClendon)
Illinois.....	All-American 12-29-88	Florida 10-14 (Galen Hall)
Illinois.....	Fla. Citrus 1-1-90	Virginia 31-21 (George Welsh)
Illinois.....	Hall of Fame 1-1-91	Clemson 0-30 (Ken Hatfield)
Texas.....	Sun 12-30-94	North Carolina 35-31 (Mack Brown)
Texas.....	Sugar 12-31-95	Virginia Tech 10-28 (Frank Beamer)
Texas.....	Fiesta 1-1-97	Penn St. 15-38 (Joe Paterno)
DICK MacPHERSON , 3-1-1 (Springfield '58) Born 1-14-30		
Syracuse.....	Cherry 12-21-85	Maryland 18-35 (Bobby Ross)
Syracuse.....	Sugar 1-1-88	Auburn 16-16 (Pat Dye)
Syracuse.....	Hall of Fame 1-2-89	LSU 23-10 (Mike Archer)
Syracuse.....	Peach 12-30-89	Georgia 19-18 (Ray Goff)
Syracuse.....	Aloha 12-25-90	Arizona 28-0 (Dick Tomey)
EDWARD "SLIP" MADIGAN , 1-0-0 (Notre Dame '20) Born 11-18-1895		
St. Mary's (Cal.).....	Cotton 1-2-39	Texas Tech 20-13 (Pete Cawthon)
JOHNNY MAJORS , 9-7-0 (Tennessee '57) Born 5-21-35		
Iowa St.....	Sun 12-18-71	LSU 15-33 (Charlie McClendon)
Iowa St.....	Liberty 12-18-72	Georgia Tech 30-31 (Bill Fulcher)
Pittsburgh.....	Fiesta 12-21-73	Arizona St. 7-28 (Frank Kush)
Pittsburgh.....	Sun 12-26-75	Kansas 33-19 (Bud Moore)
Pittsburgh.....	Sugar 1-1-77	Georgia 27-3 (Vince Dooley)
Tennessee.....	Bluebonnet 12-31-79	Purdue 22-27 (Jim Young)
Tennessee.....	Garden State 12-13-81	Wisconsin 28-21 (Dave McClain)
Tennessee.....	Peach 12-31-82	Iowa 22-28 (Hayden Fry)
Tennessee.....	Fla. Citrus 12-17-83	Maryland 30-23 (Bobby Ross)
Tennessee.....	Sun 12-24-84	Maryland 27-28 (Bobby Ross)
Tennessee.....	Sugar 1-1-86	Miami (Fla.) 35-7 (Jimmy Johnson)
Tennessee.....	Liberty 12-29-86	Minnesota 21-14 (John Gutekunst)
Tennessee.....	Peach 1-2-88	Indiana 27-22 (Bill Mallory)
Tennessee.....	Cotton 1-1-90	Arkansas 31-27 (Ken Hatfield)
Tennessee.....	Sugar 1-1-91	Virginia 23-22 (George Welsh)
Tennessee.....	Fiesta 1-1-92	Penn St. 17-42 (Joe Paterno)
BILL MALLORY , 4-6-0 (Miami [Ohio] '57) Born 5-30-35		
Miami (Ohio).....	Tangerine 12-22-73	Florida 16-7 (Doug Dickey)
Colorado.....	Bluebonnet 12-27-75	Texas 21-38 (Darrell Royal)
Colorado.....	Orange 1-1-77	Ohio St. 10-27 (Woody Hayes)
Northern Ill.	California 12-17-83	Cal St. Fullerton 20-13 (Gene Murphy)
Indiana.....	All-American 12-31-86	Florida St. 13-27 (Bobby Bowden)
Indiana.....	Peach 1-2-88	Tennessee 22-27 (Johnny Majors)
Indiana.....	Liberty 12-28-88	South Carolina 34-10 (Joe Morrison)
Indiana.....	Peach 12-29-90	Auburn 23-27 (Pat Dye)
Indiana.....	Copper 12-31-91	Baylor 24-0 (Grant Teaff)
Indiana.....	Independence 12-31-93	Virginia Tech 20-45 (Frank Beamer)
FRANK MALONEY , 1-0-0 (Michigan '62) Born 9-26-40		
Syracuse.....	Independence 12-15-79	McNeese St. 31-7 (Ernie Duplechin)
MARK MANGINO , 0-1-0 (Youngstown St. '86) Born 8-26-56		
Kansas.....	Tangerine 12-22-03	North Carolina St. 26-56 (Chuck Amato)
BOB MARGARITA , 0-1-0 (Brown '44) Born 11-3-20		
Georgetown.....	Sun 1-2-50	UTEP 20-33 (Jack "Cactus Jack" Curtice)
STEVE MARIUCCI , 0-1-0 (Northern Mich. '77) Born 11-4-55		
California.....	Aloha 12-25-96	Navy 38-42 (Charlie Weatherbie)
ABE MARTIN , 1-3-1 (TCU '32) Born 10-8-08		
TCU.....	Cotton 1-2-56	Mississippi 13-14 (John Vaught)
TCU.....	TCU 1-1-57	Syracuse 28-27 (Ben Schwartzwalder)
TCU.....	Cotton 1-1-59	Air Force 0-0 (Ben Martin)
TCU.....	Bluebonnet 12-19-59	Clemson 7-23 (Frank Howard)
TCU.....	Sun 12-31-65	UTEP 12-13 (Bobby Dobbs)
BEN MARTIN , 0-2-1 (Navy '46) Born 6-28-21		
Air Force.....	Cotton 1-1-59	TCU 0-0 (Abe Martin)
Air Force.....	Gator 12-28-63	North Carolina 0-35 (Jim Hickey)
Air Force.....	Sugar 1-1-71	Tennessee 13-34 (Bill Battle)

Coach/School	Bowl/Date	Opponent/Score (Coach)
GLEN MASON , 4-1-0 (Ohio St. '72) Born 4-9-50		
Kansas.....	Aloha 12-25-92	Brigham Young 23-20 (LaVell Edwards)
Kansas.....	Aloha 12-25-95	UCLA 51-30 (Ferry Donahue)
Minnesota.....	Sun 12-31-99	Oregon 20-24 (Mike Bellotti)
Minnesota.....	Music City 12-30-02	Arkansas 29-14 (Houston Nutt)
Minnesota.....	Sun 12-31-03	Oregon 31-30 (Mike Bellotti)
TONY MASON , 0-1-0 (Clarion '50) Born 3-2-30		
Arizona.....	Fiesta 12-25-79	Pittsburgh 10-16 (Jackie Sherrill)
RON McBRIDE , 3-3-0 (San Jose St. '63) Born 10-14-39		
Utah.....	Copper 12-29-92	Washington St. 28-31 (Mike Price)
Utah.....	Freedom 12-30-93	Southern California 21-28 (John Robinson)
Utah.....	Freedom 12-27-94	Arizona 16-13 (Dick Tomey)
Utah.....	Copper 12-27-96	Wisconsin 10-38 (Barry Alvarez)
Utah.....	Las Vegas 12-18-99	Fresno St. 17-16 (Pat Hill)
Utah.....	Las Vegas 12-25-01	Northern California 10-6 (Pete Carroll)
TOM McCANN , 0-1-0 (Illinois '24) Born 11-7-1898		
Miami (Fla.).....	Orange 1-1-35	Bucknell 0-26 (Edward "Hook" Mylin)
DAN McCARNEY , 1-2-0 (Iowa '75) Born 7-28-53		
Iowa St.	Insight.com 12-28-00	Pittsburgh 37-29 (Walt Harris)
Iowa St.	Independence 12-27-01	Alabama 13-14 (Dennis Franchione)
Iowa St.	Humanitarian 12-31-02	Boise St. 16-34 (Dan Hawkins)
BILL McCARTNEY , 3-6-0 (Missouri '62) Born 8-22-40		
Colorado.....	Freedom 12-30-85	Washington 17-20 (Don James)
Colorado.....	Bluebonnet 12-31-86	Baylor 9-21 (Grant Teaff)
Colorado.....	Freedom 12-29-88	Brigham Young 17-20 (LaVell Edwards)
Colorado.....	Orange 1-1-90	Notre Dame 6-21 (Lou Holtz)
Colorado.....	Orange 1-1-91	Notre Dame 10-9 (Lou Holtz)
Colorado.....	Blockbuster 12-28-91	Alabama 25-30 (Gene Stallons)
Colorado.....	Fiesta 1-1-93	Syracuse 22-26 (Paul Pasquale)
Colorado.....	Aloha 12-25-93	Fresno St. 41-30 (Jim Sweeney)
Colorado.....	Fiesta 1-2-95	Notre Dame 41-24 (Lou Holtz)
DAVE McCLAIN , 1-2-0 (Bowling Green '60) Born 1-28-38		
Wisconsin.....	Garden State 12-13-81	Tennessee 21-28 (Johnny Majors)
Wisconsin.....	Independence 12-11-82	Kansas St. 14-3 (Jim Dickey)
Wisconsin.....	Hall of Fame 12-29-84	Kentucky 19-20 (Jerry Claiborne)
CHARLIE McCLENDON , 7-6-0 (Kentucky '50) Born 10-17-22		
LSU.....	Cotton 1-1-63	Texas 13-0 (Darrell Royal)
LSU.....	Bluebonnet 12-21-63	Baylor 7-14 (John Bridgers)
LSU.....	Sugar 1-1-65	Syracuse 13-10 (Ben Schwartzwalder)
LSU.....	Cotton 1-1-66	Arkansas 14-7 (Frank Broyles)
LSU.....	Sugar 1-1-68	Wyoming 20-13 (Lloyd Eaton)
LSU.....	Peach 12-30-68	Florida St. 31-27 (Bill Peterson)
LSU.....	Orange 1-1-71	Nebraska 12-17 (Bob Devaney)
LSU.....	Sun 12-18-71	Iowa St. 33-15 (Johnny Majors)
LSU.....	Bluebonnet 12-30-72	Tennessee 17-24 (Bill Battle)
LSU.....	Orange 1-1-74	Penn St. 9-16 (Joe Paterno)
LSU.....	Sun 12-31-77	Stanford 14-24 (Bill Walsh)
LSU.....	Liberty 12-23-78	Missouri 15-20 (Warren Powers)
LSU.....	Tangerine 12-22-79	Wake Forest 34-10 (John Mackovic)
RUBE McCRAY , 1-1-0 (Ky. Wesleyan '30) Born 6-13-05		
William & Mary.....	Dixie 1-1-48	Arkansas 19-21 (John Barnhill)
William & Mary.....	Delta 1-1-49	Oklahoma St. 20-0 (Jim Lookabaugh)
J.F. "POP" McKALE , 0-1-0 (Albion '10) Born 6-12-1887		
Arizona.....	San Diego East-West Christmas Classic 12-26-21	Centre 0-38 (Charley Moran)
JOHN McKAY , 6-3-0 (Oregon St. '50) Born 7-5-23		
Southern California... Rose 1-2-63	Wisconsin 42-37 (Milt Bruhn)	
Southern California... Rose 1-2-67	Purdue 13-14 (Jack Mollenkopf)	
Southern California... Rose 1-1-68	Indiana 14-3 (John Pont)	
Southern California... Rose 1-1-69	Ohio St. 16-27 (Woody Hayes)	
Southern California... Rose 1-1-70	Michigan 10-3 (Glenn "Bo" Schembechler)	
Southern California... Rose 1-1-73	Ohio St. 42-17 (Woody Hayes)	
Southern California... Rose 1-1-74	Ohio St. 21-42 (Woody Hayes)	
Southern California... Rose 1-1-75	Ohio St. 18-17 (Woody Hayes)	
Southern California... Liberty 12-22-75	Texas A&M 20-0 (Emory Bellard)	
ALLYN McKEEN , 1-0-0 (Tennessee '29) Born 1-26-05		
Mississippi St.	Orange 1-1-41	Georgetown 14-7 (Jack Hagerty)
JOHNNIE McMILLAN , 0-1-0 (South Carolina '41) Born 1-27-19		
South Carolina.....	Gator 1-1-46	Wake Forest 14-26 (D.C. "Peahead" Walker)
MAC McWHORTER , 1-0-0 (Georgia '73) Born 6-17-50		
Georgia Tech.....	Seattle 12-27-01	Stanford 24-14 (Tyronne Willingham)
DAVID McWILLIAMS , 1-1-0 (Texas '64) Born 4-18-42		
Texas.....	Bluebonnet 12-31-87	Pittsburgh 32-27 (Mike Gottfried)
Texas.....	Cotton 1-1-91	Miami (Fla.) 3-46 (Dennis Erickson)
JACK MEAGHER , 1-0-1 (Notre Dame '17) Born 7-4-1894		
Auburn.....	Bacardi, Cuba 1-1-37	Villanova 7-7 (Maurice "Clipper" Smith)
Auburn.....	Orange 1-1-38	Michigan St. 6-0 (Charlie Bachman)
RANDOLPH R.M. MEDLEY , 2-0-0 (Mo. Wesleyan '21) Born 9-22-1898		
Southwestern (Tex.)... Sun 1-1-44	New Mexico 7-0 (Willis Barnes)	

Coach/School	Bowl/Date	Opponent/Score (Coach)	Coach/School	Bowl/Date	Opponent/Score (Coach)
Southwestern (Tex.)...	Sun 1-1-45	U. of Mexico 35-0 (Bernard A. Hoban)	JACK MURPHY , 1-0-0	(Heidelberg '54) Born 8-6-32	Toledo 28-3 (Frank Jones)
LEO "DUTCH" MEYER , 3-4-0 (TCU '22)	Born 1-15-1898	TCU Sugar 1-1-36	BILL MURRAY , 2-1-0	(Duke '31) Born 9-9-08	Duke Orange 1-1-55
TCU Cotton 1-1-37	LSU 3-2 (Bernie Moore)	TCU Sugar 1-2-39	Duke Orange 1-1-58	Nebraska 34-7 (Bill Glassford)	Duke Cotton 1-2-61
TCU Orange 1-1-42	Marquette 1-6-6 (Frank Murray)	TCU Cotton 1-1-45	Duke Cotton 1-2-61	Oklahoma 21-48 (Bud Wilkinson)	
TCU Cotton 1-1-42	Carnegie Mellon 1-5-7 (Bill Kern)	TCU Delta 1-1-48		Arkansas 7-6 (Frank Broyles)	
TCU Cotton 1-1-52	Georgia 2-6-40 (Wally Butts)	TCU Cotton 1-1-52	FRANK MURRAY , 0-1-0	(Tufts '08) Born 2-12-85	
	Oklahoma St. 0-34 (Jim Lookabaugh)		Marquette Cotton 1-1-37	Born 2-12-85	
	Mississippi 9-13 (John Vaughn)				
	Kentucky 7-20 (Paul "Bear" Bryant)		DENNY MYERS , 0-1-0	(Iowa '30) Born 11-10-05	
RON MEYER , 0-1-0	(Purdue '63) Born 2-17-41		Boston College Orange 1-1-43	Alabama 21-37 (Frank Thomas)	
Southern Methodist...	Holiday 12-19-80	Brigham Young 45-46 (LaVell Edwards)			
URBAN MEYER , 1-0-0	(Cincinnati '86) Born 7-10-64		EDWARD "HOOK" MYLIN , 1-0-0	(Frank. & Marsh.) Born 10-23-1897	
Utah Liberty 12-31-03	Southern Miss. 17-0 (Jeff Bower)		Bucknell Orange 1-1-35	Miami (Fla.) 26-0 (Tom McCann)	
JOHN MICHELOSEN , 0-2-0	(Pittsburgh '38) Born 2-13-16		RAY NAGEL , 1-0-0	(UCLA '50) Born 5-18-27	
Pittsburgh Sugar 1-2-56	Georgia Tech 0-7 (Bobby Dodd)		Utah Liberty 12-19-64	West Virginia 32-6 (Gene Corum)	
Pittsburgh Gator 12-29-56	Georgia Tech 14-21 (Bobby Dodd)				
LES MILES , 1-1-0	(Michigan '76) Born 11-10-53		LARRY NAVIAUX , 0-1-0	(Nebraska '59) Born 12-17-36	
Oklahoma St. Houston 12-27-02	Southern Miss. 33-23 (Jeff Bower)		Boston U. Pasadena 12-6-69	San Diego St. 7-28 (Don Coryell)	
Oklahoma St. Cotton 1-2-04	Mississippi 28-31 (David Cutcliffe)				
RICK MINTER , 1-3-0	(Henderson St. '77) Born 10-4-54		EARLE "GREASY" NEALE , 0-0-1	(West Va. Wesleyan '14) Born 11-5-1891	
Cincinnati Humanitarian 12-29-97	Utah St. 35-19 (John L. Smith)		Wash. & Jeff. Rose 1-2-22	California 0-0 (Andy Smith)	
Cincinnati Motor City 12-27-00	Marshall 14-25 (Bob Prueitt)				
Cincinnati Motor City 12-29-01	Toledo 16-23 (Tom Anstutz)		JESS NEELY , 4-3-0	(Vanderbilt '23) Born 1-4-1898	
Cincinnati New Orleans 12-17-02	North Texas 19-24 (Darrell Dickey)		Clemson Cotton 1-1-40	Boston College 6-3 (Frank Leahy)	
JACK MITCHELL , 1-0-0	(Oklahoma '49) Born 12-3-24		Rice Orange 1-1-47	Tennessee 8-0 (Bob Neyland)	
Kansas Bluebonnet 12-16-61	Rice 33-7 (Jesse Neely)		Rice Cotton 1-2-50	North Carolina 27-13 (Carl Snively)	
ODUS MITCHELL , 0-2-0	(West Tex. A&M '25) Born 6-29-1899		Rice Cotton 1-1-54	Alabama 28-6 (Harold "Red" Drew)	
North Texas Salad 1-1-48	Nevada 6-13 (Joe Sheeketski)		Rice Cotton 1-1-58	Navy 7-20 (Eddie Erdelatz)	
North Texas Sun 12-31-59	New Mexico St. 8-28 (Warren Woodson)		Rice Sugar 1-2-61	Mississippi 6-14 (John Vaughn)	
GARY MOELLER , 4-1-0	(Ohio St. '63) Born 1-26-41		Rice Bluebonnet 12-16-61	Kansas 7-33 (Jack Mitchell)	
Michigan Gator 1-1-91	Mississippi 35-3 (Billy Brewer)				
Michigan Rose 1-1-92	Washington 14-34 (Don James)		DON NEHLEN , 4-9-0	(Bowling Green '58) Born 1-1-36	
Michigan Rose 1-1-93	Washington 38-31 (Don James)		West Virginia Peach 12-31-81	Florida 26-6 (Charley Pell)	
Michigan Hall of Fame 1-1-94	North Carolina St. 42-7 (Mike O'Cain)		West Virginia Gator 12-30-82	Florida St. 12-31 (Bobby Bowden)	
Michigan Holiday 12-30-94	Colorado St. 24-14 (Sonny Lubick)		West Virginia Hall of Fame 12-22-83	Kentucky 20-16 (Jerry Claiborne)	
AL MOLDE , 0-1-0	(Gust. Adolphus '66) Born 11-15-43		West Virginia Bluebonnet 12-31-84	TCU 31-14 (Jim Wacker)	
Western Mich. California 12-10-88	Fresno St. 30-35 (Jim Sweeney)		West Virginia Sun 12-25-87	Oklahoma St. 33-35 (Pat Jones)	
JACK MOLLENKOPF , 1-0-0	(Bowling Green '31) Born 11-24-05		West Virginia Fiesta 1-2-89	Notre Dame 21-34 (Lou Holtz)	
Purdue Rose 1-2-67	Southern California 14-13 (John McKay)		West Virginia Gator 12-30-89	Clemson 7-27 (Danny Ford)	
BERNIE MOORE , 1-3-1	(Carson-Newman '17) Born 4-30-1895		West Virginia Sugar 1-1-94	Florida 7-41 (Steve Spurrier)	
LSU Sugar 1-1-36	TCU 2-3 (Leo "Dutch" Meyer)		West Virginia Carquest 1-2-95	South Carolina 21-24 (Brad Scott)	
LSU Sugar 1-1-37	Santa Clara 14-21 (Lawrence "Buck" Shaw)		West Virginia Gator 1-1-97	North Carolina 13-20 (Mack Brown)	
LSU Sugar 1-1-38	Santa Clara 0-6 (Lawrence "Buck" Shaw)		West Virginia Carquest 12-29-97	Georgia Tech 30-35 (George O'Leary)	
LSU Orange 1-1-44	Texas A&M 19-14 (Homer Norton)		West Virginia Insight.com 12-26-98	Missouri 31-34 (Larry Smith)	
LSU Cotton 1-1-47	Arkansas 0-0 (John Barnhill)		West Virginia Music City 12-28-00	Mississippi 49-38 (David Cutcliffe)	
BUD MOORE , 0-1-0	(Alabama '61) Born 10-16-39		RICK NEUHEISEL , 4-3-0	(UCLA '84) Born 2-7-61	
Kansas Sun 12-26-75	Pittsburgh 19-33 (Johnny Majors)		Colorado Cotton 1-1-96	Oregon 38-6 (Mike Bellotti)	
CHARLEY MORAN , 2-1-0	(Tennessee '98) Born 2-22-1878		Colorado Holiday 12-30-96	Washington 33-21 (Jim Lambright)	
Centre Fort Worth Classic 1-1-21	TCU 63-7 (Bill Driver)		Colorado Aloha Classic 12-25-98	Oregon 51-43 (Mike Bellotti)	
Centre San Diego East-West Christmas Classic 12-26-21	Arizona 38-0 (J.F. "Pop" McKale)		Washington Holiday 12-29-99	Kansas St. 20-24 (Bill Snyder)	
Centre Dixie Classic 1-2-22	Texas A&M 14-22 (Dana Bible)		Washington Rose 1-1-01	Purdue 34-24 (Joe Tiller)	
DELL MORGAN , 0-3-0	(Austin '25) Born 2-14-02		Washington Holiday 12-28-01	Texas 43-47 (Mack Brown)	
Texas Tech Sun 1-1-42	Tulsa 0-6 (Henry Frnka)		Washington Sun 12-31-02	Purdue 24-34 (Joe Tiller)	
Texas Tech Sun 1-1-48	Miami (Ohio) 12-13 (Sid Gillman)		BOB NEYLAND , 2-5-0	(Army '16) Born 2-17-1892	
Texas Tech Raisin 12-31-49	San Jose St. 13-20 (Bill Hubbard)		Tennessee Orange 1-2-39	Oklahoma 17-0 (Tom Stidham)	
JOE MORRISON , 0-3-0	(Cincinnati '59) Born 8-21-37		Tennessee Rose 1-1-40	Southern California 0-14 (Howard Jones)	
South Carolina Gator 12-28-84	Oklahoma St. 14-21 (Pat Jones)		Tennessee Sugar 1-1-41	Boston College 13-19 (Frank Leahy)	
South Carolina Gator 12-31-87	LSU 13-30 (Mike Archer)		Tennessee Orange 1-1-47	Rice 0-8 (Jesse Neely)	
South Carolina Liberty 12-28-88	Indiana 10-34 (Bill Mallory)		Tennessee Cotton 1-1-51	Texas 20-14 (Blair Cherry)	
RAY MORRISON , 0-1-0	(Vanderbilt '12) Born 2-28-1885		Tennessee Sugar 1-1-52	Maryland 13-28 (Jim Tatum)	
Southern Methodist... Dixie Classic 1-1-25	West Va. Wesleyan 7-9 (Bob Higgins)		Tennessee Cotton 1-1-53	Texas 0-16 (Ed Price)	
DARRELL MUDRA , 0-1-0	(Peru St. '51) Born 1-4-29		RAY NOLTING , 1-0-0	(Cincinnati '36) Born 11-8-13	
Arizona Sun 12-28-68	Auburn 10-34 (Ralph "Shug" Jordan)		Cincinnati Sun 1-1-47	Virginia Tech 18-6 (Jimmy Kitts)	
HAL MUMME , 0-2-0	(Tarleton St. '75) Born 3-29-52		HOMER NORTON , 2-2-1	(Birmingham Southern '16) Born 12-30-1896	
Kentucky Outback 1-1-99	Penn St. 14-26 (Joe Paterno)		Centenary (La.) Dixie Classic 1-1-34	Arkansas 7-7 (Fred Thomsen)	
Kentucky Music City 12-29-99	Syracuse 13-20 (Paul Pasqualoni)		Texas A&M Sugar 1-1-40	Tulane 14-13 (Lowell "Red" Dawson)	
CLARENCE "BIGGIE" MUNN , 1-0-0	(Minnesota '32) Born 9-11-08		Texas A&M Cotton 1-1-41	Fordham 13-12 (Jim Crowley)	
Michigan St. Rose 1-1-54	UCLA 28-20 (Henry "Red" Sanders)		Texas A&M Cotton 1-1-42	Alabama 21-29 (Frank Thomas)	
BILLY MURPHY , 1-0-0	(Mississippi St. '47) Born 1-13-21		Texas A&M Orange 1-1-44	LSU 14-19 (Bernie Moore)	
Memphis Pasadena 12-18-71	San Jose St. 28-9 (Dewey King)		TOM NUGENT , 0-2-0	(Ithaca '36) Born 2-24-16	
GENE MURPHY , 0-1-0	(North Dakota '62) Born 8-6-39		Florida St. Sun 1-1-55	UTEP 20-47 (Mike Brumbelow)	
Cal St. Fullerton... California 12-17-83	Northern Ill. 13-20 (Bill Mallory)		Florida St. Bluegrass 12-13-58	Oklahoma St. 6-15 (Cliff Speegle)	
			HOUSTON NUTT , 2-4-0	(Oklahoma St. '81) Born 10-14-57	
			Arkansas Fla. Citrus 1-1-99	Michigan 31-45 (Lloyd Carr)	
			Arkansas Cotton 1-1-00	Texas 27-6 (Mack Brown)	
			Arkansas Las Vegas 12-21-00	UNLV 14-31 (John Robinson)	
			Arkansas Cotton 1-1-02	Oklahoma 3-10 (Bob Stoops)	
			Arkansas Music City 12-30-02	Minnesota 14-29 (Glen Mason)	
			Arkansas Independence 12-31-03	Missouri 27-14 (Gary Pinkel)	
			TOM O'BRIEN , 4-1-0	(Navy '71) Born 10-5-48	
			Boston College Insight.com 12-31-99	Colorado 28-62 (Gary Barnett)	
			Boston College Aloha Classic 12-25-00	Arizona St. 31-17 (Bruce Snyder)	
			Boston College Music City 12-28-01	Georgia 20-16 (Mark Richt)	
			Boston College Motor City 12-26-02	Toledo 51-25 (Tom Anstutz)	
			Boston College San Francisco 12-31-03	Colorado St. 35-21 (Sonny Lubick)	

Coach/School	Bowl/Date	Opponent/Score (Coach)
MIKE O'CAIN , 1-2-0	(Clemson '77) Born 7-20-54	
North Carolina St. ...	Hall of Fame 1-1-94	Michigan 7-42 (Gary Moeller)
North Carolina St. ...	Peach 1-1-95	Mississippi St. 28-24 (Jackie Sherrill)
North Carolina St. ...	Micron PC 12-29-98	Miami (Fla.) 23-46 (Butch Davis)
GEORGE O'LEARY , 2-2-0	(New Hampshire '68) Born 8-17-46	
Georgia Tech.....	Carquest 12-29-97	West Virginia 35-30 (Don Nehlen)
Gator 1-1-99		Notre Dame 35-28 (Bob Davie)
Georgia Tech.....	Gator 1-1-00	Miami (Fla.) 13-28 (Butch Davis)
Georgia Tech.....	Peach 12-29-00	LSU 14-28 (Nick Saban)
BERNARD "BUNNIE" OAKES , 0-1-0	(Illinois '24) Born 9-15-1898	
Colorado.....	Colton 1-1-38	Rice 14-28 (Jimmy Kitts)
JORDAN OLIVAR , 1-1-0	(Villanova '38) Born 1-30-15	
Villanova.....	Great Lakes 12-6-47	Kentucky 14-24 (Paul "Bear" Bryant)
Villanova.....	Harbor 1-1-49	Nevada 27-7 (Joe Sheeketski)
AL ONOFRIO , 1-1-0	(Arizona St. '43) Born 3-15-21	
Missouri.....	Fiesta 12-23-72	Arizona St. 35-49 (Frank Kush)
Missouri.....	Sun 12-29-73	Auburn 34-17 (Ralph "Shug" Jordan)
BENNIE OOSTERBAAN , 1-0-0	(Michigan '28) Born 2-24-06	
Michigan.....	Rose 1-1-51	California 14-6 (Lynn "Pappy" Waldorf)
TOM OSBORNE , 12-13-0	(Hastings '59) Born 2-23-37	
Nebraska.....	Cotton 1-1-74	Texas 19-3 (Darrell Royal)
Nebraska.....	Sugar 12-31-74	Florida 13-10 (Doug Dickey)
Nebraska.....	Fiesta 12-26-75	Arizona St. 14-17 (Frank Kush)
Nebraska.....	Bluebonnet 12-31-76	Texas Tech 27-24 (Steve Sloan)
Nebraska.....	Liberty 12-19-77	North Carolina 21-17 (Bill Dooley)
Nebraska.....	Orange 1-1-79	Oklahoma 24-31 (Barry Switzer)
Nebraska.....	Cotton 1-1-80	Houston 14-17 (Bill Yeoman)
Nebraska.....	Sun 12-27-80	Mississippi St. 31-17 (Emory Bellard)
Nebraska.....	Orange 1-1-82	Clemson 15-22 (Danny Ford)
Nebraska.....	Orange 1-1-83	LSU 21-20 (Jerry Stovall)
Nebraska.....	Orange 1-2-84	Miami (Fla.) 30-31 (Howard Schnellenberger)
Nebraska.....	Sugar 1-1-85	LSU 28-10 (Bill Arnsparger)
Nebraska.....	Fiesta 1-1-86	Michigan 23-27 (Glenn "Bo" Schembechler)
Nebraska.....	Sugar 1-1-87	LSU 30-15 (Bill Arnsparger)
Nebraska.....	Fiesta 1-1-88	Florida St. 28-31 (Bobby Bowden)
Nebraska.....	Orange 1-2-89	Miami (Fla.) 3-23 (Jimmy Johnson)
Nebraska.....	Fiesta 1-1-90	Florida St. 17-41 (Bobby Bowden)
Nebraska.....	Fla. Citrus 1-1-91	Georgia Tech 21-45 (Bobby Ross)
Nebraska.....	Orange 1-1-92	Miami (Fla.) 0-22 (Dennis Erickson)
Nebraska.....	Orange 1-1-93	Florida St. 14-27 (Bobby Bowden)
Nebraska.....	Orange 1-1-94	Florida St. 16-18 (Bobby Bowden)
Nebraska.....	Orange 1-1-95	Miami (Fla.) 24-17 (Dennis Erickson)
Nebraska.....	Fiesta 1-2-96	Florida 62-24 (Steve Spurrier)
Nebraska.....	Orange 12-31-96	Virginia Tech 41-21 (Frank Beamer)
Nebraska.....	Orange 1-2-98	Tennessee 42-17 (Phillip Fulmer)
JIM OWENS , 2-1-0	(Oklahoma '50) Born 3-6-27	
Washington.....	Rose 1-1-60	Wisconsin 44-8 (Milt Bruhn)
Washington.....	Rose 1-2-61	Minnesota 17-7 (Murray Warmath)
Washington.....	Rose 1-1-64	Illinois 7-17 (Pete Elliott)
JACK PARDEE , 0-1-0	(Texas A&M '57) Born 4-9-36	
Houston.....	Aloha 12-25-88	Washington St. 22-24 (Dennis Erickson)
ARA PARSEGHIAN , 3-2-0	(Miami [Ohio] '49) Born 5-21-23	
Notre Dame.....	Cotton 1-1-70	Texas 17-21 (Darrell Royal)
Notre Dame.....	Cotton 1-1-71	Texas 24-11 (Darrell Royal)
Notre Dame.....	Orange 1-1-73	Nebraska 6-40 (Bob Devaney)
Notre Dame.....	Sugar 12-31-73	Alabama 24-23 (Paul "Bear" Bryant)
Notre Dame.....	Orange 1-1-75	Alabama 13-11 (Paul "Bear" Bryant)
PAUL PASQUALONI , 6-2-0	(Penn St. '72) Born 8-16-49	
Syracuse.....	Hall of Fame 1-1-92	Ohio St. 24-17 (John Cooper)
Syracuse.....	Fiesta 1-1-93	Colorado 26-22 (Bill McCartney)
Syracuse.....	Gator 1-1-96	Clemson 41-0 (Tommy West)
Syracuse.....	Liberty 12-27-96	Houston 30-17 (Kim Helton)
Syracuse.....	Fiesta 12-31-97	Kansas St. 18-35 (Bill Snyder)
Syracuse.....	Orange 1-2-99	Florida 10-31 (Steve Spurrier)
Syracuse.....	Music City 12-29-99	Kentucky 20-13 (Hal Mumme)
Syracuse.....	Insight.com 12-29-01	Kansas St. 26-3 (Bill Snyder)
JOE PATERNO , 20-1-0	(Brown '50) Born 12-21-26	
Penn St.	Gator 12-30-67	Florida St. 17-17 (Bill Peterson)
Penn St.	Orange 1-1-69	Kansas 15-14 (Pepper Rodgers)
Penn St.	Orange 1-1-70	Missouri 10-3 (Dan Devine)
Penn St.	Cotton 1-1-72	Texas 30-6 (Darrell Royal)
Penn St.	Sugar 12-31-72	Oklahoma 0-14 (Chuck Fairbanks)
Penn St.	Orange 1-1-74	LSU 16-9 (Charlie McClendon)
Penn St.	Cotton 1-1-75	Baylor 41-20 (Grant Teaff)
Penn St.	Sugar 12-31-75	Alabama 6-13 (Paul "Bear" Bryant)
Penn St.	Gator 12-27-76	Notre Dame 9-20 (Dan Devine)
Penn St.	Fiesta 12-25-77	Arizona St. 42-30 (Frank Kush)
Penn St.	Sugar 1-1-79	Alabama 7-14 (Paul "Bear" Bryant)
Penn St.	Liberty 12-22-79	Tulane 9-6 (Larry Smith)
Penn St.	Fiesta 12-26-80	Ohio St. 31-19 (Earle Bruce)
Penn St.	Fiesta 1-1-82	Southern California 26-10 (John Robinson)
Penn St.	Sugar 1-1-83	Georgia 27-23 (Vince Dooley)

Coach/School	Bowl/Date	Opponent/Score (Coach)
Penn St.	Aloha 12-26-83	Washington 13-10 (Don James)
Penn St.	Orange 1-1-86	Oklahoma 10-25 (Barry Switzer)
Penn St.	Fiesta 1-1-87	Miami (Fla.) 14-10 (Jimmy Johnson)
Penn St.	Fla. Citrus 1-1-88	Clemson 10-35 (Danny Ford)
Penn St.	Holiday 12-29-89	Brigham Young 50-39 (LaVell Edwards)
Penn St.	Blockbuster 12-28-90	Florida St. 17-24 (Bobby Bowden)
Penn St.	Fiesta 1-1-92	Tennessee 42-17 (Johnny Majors)
Penn St.	Blockbuster 1-1-93	Stanford 3-24 (Bill Walsh)
Penn St.	Fla. Citrus 1-1-94	Tennessee 31-13 (Phillip Fulmer)
Penn St.	Rose 1-2-95	Oregon 38-20 (Rich Brooks)
Penn St.	Outback 1-1-96	Auburn 43-14 (Terry Bowden)
Penn St.	Fiesta 1-1-97	Texas 38-15 (John Mackovic)
Penn St.	Alamo 12-28-99	Texas A&M 24-0 (R.C. Slocum)
Penn St.	Fla. Citrus 1-1-98	Florida 6-21 (Steve Spurrier)
Penn St.	Outback 1-1-99	Kentucky 26-14 (Hal Mumme)
Penn St.	Alamo 12-28-99	Texas A&M 24-0 (R.C. Slocum)
Penn St.	Capital One 1-1-03	Auburn 9-13 (Tommy Tuberville)
GARY PATTERSON , 1-3-0	(Kansas St. '83) Born 2-13-60	
TCU.....	Mobile Alabama 12-20-00	Southern Miss. 21-28 (Jeff Bower)
TCU.....	galleryfurniture.com 12-28-01	Texas A&M 9-28 (R.C. Slocum)
TCU.....	Liberty 12-31-02	Colorado St. 17-3 (Sonny Lubick)
TCU.....	Fort Worth 12-23-03	Boise St. 31-34 (Dan Hawkins)
JOE RAYMOND PEACE , 0-0-1	(Louisiana Tech '68) Born 6-5-45	
Louisiana Tech.....	Independence 12-15-90	Maryland 34-34 (Joe Krivak)
BO PELINI , 1-0-0	(Ohio St. '90) Born 12-13-67	
Nebraska.....	Alamo 12-29-03	Michigan St. 17-3 (John L. Smith)
CHARLEY PELL , 2-3-0	(Alabama '64) Born 2-27-41	
Nebraska.....	Gator 12-30-77	Pittsburgh 3-34 (Jackie Sherrill)
Florida.....	Tangerine 12-20-80	Maryland 35-20 (Jerry Claiborne)
Florida.....	Peach 12-31-81	West Virginia 6-26 (Don Nehlen)
Florida.....	Bluebonnet 12-31-82	Arkansas 24-28 (Lou Holtz)
Florida.....	Gator 12-30-83	Iowa 14-6 (Hayden Fry)
RAY PERKINS , 3-0-0	(Alabama '67) Born 11-6-41	
Alabama.....	Sun 12-24-83	Southern Methodist 28-7 (Bobby Collins)
Alabama.....	Aloha 12-28-85	Southern California 24-3 (Ted Tollner)
Alabama.....	Sun 12-26-86	Washington 28-6 (Don James)
GEORGE PERLES , 3-4-0	(Michigan St. '60) Born 7-16-34	
Michigan St.	Cherry 12-22-84	Army 6-10 (Jim Young)
Michigan St.	Hall of Fame 12-31-85	Georgia Tech 14-17 (Bill Curry)
Michigan St.	Rose 1-1-88	Southern California 20-17 (Larry Smith)
Michigan St.	Gator 1-1-89	Georgia 27-34 (Vince Dooley)
Michigan St.	Aloha 12-25-89	Hawaii 33-13 (Bob Wagner)
Michigan St.	John Hancock 12-31-90	Southern California 17-16 (Larry Smith)
Michigan St.	Liberty 12-28-93	Louisville 7-18 (Howard Schnellenberger)
DOY PERRY , 0-1-0	(Bowling Green '32) Born 1-6-10	
Bowling Green.....	Mercy 11-23-61	Fresno St. 6-36 (Cecil Coleman)
BILL PETERSON , 1-2-1	(Ohio Northern '46) Born 5-14-20	
Florida St.	Gator 1-2-65	Oklahoma 36-19 (Gomer Jones)
Florida St.	Sun 12-24-66	Wyoming 20-28 (Lloyd Eaton)
Florida St.	Gator 12-30-67	Penn St. 17-17 (Joe Paterno)
Florida St.	Peach 12-30-68	LSU 27-31 (Charlie McClendon)
BOBBY PETRINO , 0-1-0	(Carroll [Mont.] '83) Born 3-10-61	
Louisville.....	GMAC 12-18-03	Miami (Ohio) 28-49 (Terry Hoepfner)
JIMMY PHELAN , 0-3-0	(Notre Dame '19) Born 12-5-1892	
Washington.....	Rose 1-1-37	Pittsburgh 0-21 (Jock Sutherland)
St. Mary's (Cal.).....	Sugar 1-1-46	Oklahoma St. 12-33 (Jim Lookabaugh)
St. Mary's (Cal.).....	Oil 1-1-47	Georgia Tech 19-41 (Bobby Dodd)
ALVIN "PIX" PIERSON , 0-1-0	(Nevada '22) Born 7-25-1898	
Fresno St.	Raisin 1-1-46	Drake 12-13 (Vee Green)
GARY PINKEL , 1-1-0	(Kent St. '75) Born 4-27-52	
Toledo.....	Las Vegas 12-14-95	Nevada 40-37 (ot) (Chris Ault)
Missouri.....	Independence 12-31-03	Arkansas 14-27 (Houston Nutt)
JIM PITTMAN , 1-0-0	(Mississippi St. '50) Born 8-28-25	
Tulane.....	Liberty 12-12-70	Colorado 17-3 (Eddie Crowder)
JOHN PONT , 0-2-0	(Miami [Ohio] '52) Born 11-13-27	
Miami (Ohio).....	Tangerine 12-22-52	Houston 21-49 (Bill Yeoman)
Indiana.....	Rose 1-1-68	Southern California 3-14 (John McKay)
WARREN POWERS , 3-2-0	(Nebraska '63) Born 2-19-41	
Missouri.....	Liberty 12-23-78	LSU 20-15 (Charlie McClendon)
Missouri.....	Hall of Fame 12-29-79	South Carolina 24-14 (Jim Carlen)
Missouri.....	Liberty 12-27-80	Purdue 25-28 (Jim Young)
Missouri.....	Tangerine 12-19-81	Southern Miss. 19-17 (Bobby Collins)
Missouri.....	Holiday 12-23-83	Brigham Young 17-21 (LaVell Edwards)
CLARENCE "NIBS" PRICE , 0-1-0	(California '14) Born 1889	
California.....	Rose 1-1-29	Georgia Tech 7-8 (Bill Alexander)
ED PRICE , 1-0-0	(Texas '33) Born 1-12-09	
Texas.....	Colton 1-1-53	Tennessee 16-0 (Bob Neyland)

Coach/School	Bowl/Date	Opponent/Score (Coach)
MIKE PRICE , 3-2-0	(Puget Sound '69)	Born 4-6-46
Washington St.	Copper 12-29-92	Utah 31-28 (Ron McBride)
Washington St.	Alamo 12-31-94	Baylor 10-3 (Chuck Reedy)
Washington St.	Rose 1-1-98	Michigan 16-21 (Lloyd Carr)
Washington St.	Sun 12-31-01	Purdue 33-27 (Joe Tiller)
Washington St.	Rose 1-1-03	Oklahoma 14-34 (Bob Stoops)
TOMMY PROTHRO , 2-2-0	(Duke '42)	Born 7-20-20
Oregon St.	Rose 1-1-57	Iowa 19-35 (Forest Evashevski)
Oregon St.	Liberty 12-15-62	Villanova 6-0 (Alex Bell)
Oregon St.	Rose 1-1-65	Michigan 7-34 (Chalmers "Bump" Elliott)
UCLA	Rose 1-1-66	Michigan St. 14-12 (Duffy Daugherty)
BOB PRUETT , 5-1-0	(Marshall '65)	Born 6-30-43
Marshall	Motor City 12-26-97	Mississippi 31-34 (Tommy Tuberville)
Marshall	Motor City 12-23-98	Louisville 48-29 (John L. Smith)
Marshall	Motor City 12-27-99	Brigham Young 21-3 (LaVell Edwards)
Marshall	Motor City 12-27-00	Cincinnati 25-14 (Rick Minter)
Marshall	GMAC 12-19-01	East Caro. 64-61 (2 ot) (Steve Logan)
Marshall	GMAC 12-18-02	Louisville 38-15 (John L. Smith)
DAVE RADER , 1-1-0	(Tulsa '80)	Born 3-9-57
Tulsa	Independence 12-16-89	Oregon 24-27 (Rich Brooks)
Tulsa	Freedom 12-30-91	San Diego St. 28-17 (Al Luginbill)
JOHN RALSTON , 2-2-0	(California '54)	Born 4-25-27
Utah St.	Sun 12-31-60	New Mexico St. 13-20 (Warren Woodson)
Utah St.	Gotham 12-9-61	Baylor 9-24 (John Bridgers)
Stanford	Rose 1-1-71	Ohio St. 27-17 (Woody Hayes)
Stanford	Rose 1-1-72	Michigan 13-12 (Glenn "Bo" Schembechler)
CHUCK REEDY , 0-1-0	(Appalachian St. '71)	Born 5-31-49
Baylor	Alamo 12-31-94	Washington St. 3-10 (Mike Price)
RED REESE , 1-0-0	(Washington St. '25)	Born 3-2-1899
Second Air Force	Sun 1-1-43	Hardin-Simmons 13-7 (Warren Woodson)
BO REIN , 2-0-0	(Ohio St. '68)	Born 7-20-45
North Carolina St.	Peach 12-31-77	Iowa St. 24-14 (Earle Bruce)
North Carolina St.	Tangerine 12-23-78	Pittsburgh 30-17 (Jackie Sherrill)
MARK RICHT , 2-1-0	(Miami [Fla.] '82)	Born 2-18-60
Georgia	Music City 12-28-01	Boston College 16-20 (Tom O'Brien)
Georgia	Sugar 1-1-03	Florida St. 26-13 (Bobby Bowden)
Georgia	Capital One 1-1-04	Purdue 34-27 (ot) (Joe Tiller)
MIKE RILEY , 1-0-0	(Alabama '75)	Born 7-6-53
Oregon St.	Las Vegas 12-24-03	New Mexico 55-14 (Rocky Long)
PAUL ROACH , 0-3-0	(Black Hills St. '52)	Born 10-24-27
Wyoming	Holiday 12-30-87	Iowa 19-20 (Hayden Fry)
Wyoming	Holiday 12-30-88	Oklahoma St. 14-62 (Pat Jones)
Wyoming	Copper 12-31-90	California 15-17 (Bruce Snyder)
ED ROBINSON , 0-1-0	(Brown '96)	Born 10-15-73
Brown	Rose 1-1-16	Washington St. 0-14 (Bill "Lone Star" Dietz)
JOHN ROBINSON , 8-1-0	(Oregon '58)	Born 7-25-35
Southern California...	Rose 1-1-77	Michigan 14-6 (Glenn "Bo" Schembechler)
Southern California...	Bluebonnet 12-31-77	Texas A&M 47-28 (Emory Bellard)
Southern California...	Rose 1-1-79	Michigan 17-10 (Glenn "Bo" Schembechler)
Southern California...	Rose 1-1-80	Ohio St. 17-16 (Earle Bruce)
Southern California...	Fiesta 1-1-82	Penn St. 10-26 (Joe Paterno)
Southern California...	Freedom 12-30-93	Utah 28-21 (Ron McBride)
Southern California...	Cotton 1-2-95	Texas Tech 55-14 (Spike Dykes)
Southern California...	Rose 1-1-96	Northwestern 41-32 (Gary Barnett)
UNLV	Las Vegas 12-21-00	Arkansas 31-14 (Houston Nutt)
KNUTE ROCKNE , 1-0-0	(Notre Dame '14)	Born 3-4-1888
Notre Dame	Rose 1-1-25	Stanford 27-10 (Glenn "Pop" Warner)
PEPPER RODGERS , 0-2-0	(Georgia Tech '55)	Born 10-8-31
Kansas	Orange 1-1-69	Penn St. 14-15 (Joe Paterno)
Georgia Tech	Peach 12-25-78	Purdue 21-41 (Jim Young)
RICH RODRIGUEZ , 0-2-0	(West Virginia '86)	Born 5-24-63
West Virginia	Continental Tire 12-28-02	Virginia 22-48 (Al Groh)
West Virginia	Gator 1-1-04	Maryland 7-41 (Ralph Friedgen)
DARRYL ROGERS , 1-0-0	(Fresno St. '57)	Born 5-28-34
Arizona St.	Fiesta 1-1-83	Oklahoma 32-21 (Barry Switzer)
E.L. "DICK" ROMNEY , 0-1-0	(Utah '17)	Born 2-12-1895
Utah St.	Raisin 1-1-47	San Jose St. 0-20 (Bill Hubbard)
TIM ROSE , 0-1-0	(Xavier [Ohio] '62)	Born 10-14-41
Miami (Ohio)	California 12-13-86	San Jose St. 7-37 (Claude Gilbert)
BOBBY ROSS , 4-2-0	(VMI '59)	Born 12-23-36
Maryland	Aloha 12-25-82	Washington 20-21 (Don James)
Maryland	Fla. Citrus 12-17-83	Tennessee 23-30 (Johnny Majors)
Maryland	Sun 12-22-84	Tennessee 28-27 (Johnny Majors)
Maryland	Cherry 12-21-85	Syracuse 35-18 (Dick MacPherson)
Georgia Tech	Fla. Citrus 1-1-91	Nebraska 45-21 (Tom Osborne)

Coach/School	Bowl/Date	Opponent/Score (Coach)
Georgia Tech	Aloha 12-25-91	Stanford 18-17 (Dennis Green)
DARRELL ROYAL , 8-7-1	(Oklahoma '50)	Born 7-6-24
Texas	Sugar 1-1-58	Mississippi 7-39 (John Vaught)
Texas	Cotton 1-1-60	Syracuse 14-23 (Ben Schwartzwalder)
Texas	Bluebonnet 12-17-60	Alabama 3-3 (Paul "Bear" Bryant)
Texas	Cotton 1-1-62	Mississippi 12-7 (John Vaught)
Texas	Cotton 1-1-63	LSU 0-13 (Charlie McClendon)
Texas	Cotton 1-1-64	Navy 28-6 (Wayne Hardin)
Texas	Orange 1-1-65	Alabama 21-17 (Paul "Bear" Bryant)
Texas	Bluebonnet 12-17-66	Mississippi 19-0 (John Vaught)
Texas	Cotton 1-1-69	Tennessee 36-13 (Doug Dickey)
Texas	Cotton 1-1-70	Notre Dame 21-17 (Ara Parseghian)
Texas	Cotton 1-1-71	Notre Dame 11-24 (Ara Parseghian)
Texas	Cotton 1-1-72	Penn St. 6-30 (Joe Paterno)
Texas	Cotton 1-1-73	Alabama 17-13 (Paul "Bear" Bryant)
Texas	Cotton 1-1-74	Nebraska 3-19 (Tom Osborne)
Texas	Gator 12-30-74	Auburn 3-27 (Ralph "Shug" Jordan)
Texas	Bluebonnet 12-27-75	Colorado 38-21 (Bill Mallory)
NICK SABAN , 3-4-0	(Kent St. '73)	Born 10-31-51
Michigan St.	Independence 12-29-95	LSU 26-45 (Gerry DiNardo)
Michigan St.	Sun 12-31-96	Stanford 0-38 (Tyrone Willingham)
Michigan St.	Aloha 12-25-97	Washington 23-51 (Jim Lambright)
LSU	Peach 12-29-00	Georgia Tech 28-14 (George O'Leary)
LSU	Sugar 1-1-02	Illinois 47-34 (Ron Turner)
LSU	Cotton 1-1-03	Texas 20-35 (Mack Brown)
LSU	Sugar 1-4-04	Oklahoma 21-14 (Bob Stoops)
HENRY "RED" SANDERS , 0-2-0	(Vanderbilt '27)	Born 3-7-05
UCLA	Rose 1-1-54	Michigan St. 20-28 (Clarence "Biggie" Munn)
UCLA	Rose 1-2-56	Michigan St. 14-17 (Duffy Daugherty)
RALPH SASSE , 0-1-0	(Army '10)	Born 7-19-89
Mississippi St.	Orange 1-1-37	Duquesne 12-13 (John Smith)
GEORGE SAUER , 0-3-0	(Nebraska '34)	Born 12-11-10
Kansas	Orange 1-1-48	Georgia Tech 14-20 (Bobby Dodd)
Baylor	Orange 1-1-52	Georgia Tech 14-17 (Bobby Dodd)
Baylor	Gator 12-31-54	Auburn 13-33 (Ralph "Shug" Jordan)
MACK SAXON , 0-1-0	(Texas)	Born 1901
UTEP	Sun 1-1-37	Hardin-Simmons 6-34 (Frank Kimbrough)
CHRIS SCELFO , 2-0-0	(La.-Monroe '85)	Born 9-30-63
Tulane	Liberty 12-31-98	Brigham Young 41-27 (LaVell Edwards)
Tulane	Hawaii 12-25-02	Hawaii 36-28 (June Jones)
GLENN "BO" SCHEMBECHLER , 5-12-0	(Miami [Ohio] '51)	Born 4-1-29
Michigan	Rose 1-1-70	Southern California 3-10 (John McKay)
Michigan	Rose 1-1-72	Stanford 12-13 (John Ralston)
Michigan	Orange 1-1-76	Oklahoma 6-14 (Barry Switzer)
Michigan	Rose 1-1-77	Southern California 6-14 (John Robinson)
Michigan	Rose 1-2-78	Washington 20-27 (Don James)
Michigan	Rose 1-1-79	Southern California 10-17 (John Robinson)
Michigan	Gator 12-28-79	North Carolina 15-17 (Dick Crum)
Michigan	Rose 1-1-81	Washington 23-6 (Don James)
Michigan	Bluebonnet 12-31-81	UCLA 33-14 (Terry Donahue)
Michigan	Rose 1-1-83	UCLA 14-24 (Terry Donahue)
Michigan	Sugar 1-2-84	Auburn 7-9 (Pat Dye)
Michigan	Holiday 12-21-84	Brigham Young 17-24 (LaVell Edwards)
Michigan	Fiesta 1-1-86	Nebraska 27-23 (Tom Osborne)
Michigan	Rose 1-1-87	Arizona St. 15-22 (John Cooper)
Michigan	Hall of Fame 1-2-88	Alabama 28-24 (Bill Curry)
Michigan	Rose 1-2-89	Southern California 22-14 (Larry Smith)
Michigan	Rose 1-1-90	Southern California 10-17 (Larry Smith)
MERLE SCHLOSSER , 0-1-0	(Illinois '50)	Born 10-14-27
Western Mich.	Aviation 12-9-61	New Mexico 12-28 (Bill Weeks)
HOWARD SCHNELLENBERGER , 4-0-0	(Kentucky '56)	Born 3-16-34
Miami (Fla.)	Peach 1-2-81	Virginia Tech 20-10 (Bill Dooley)
Miami (Fla.)	Orange 1-2-84	Nebraska 31-30 (Tom Osborne)
Louisville	Fiesta 1-1-91	Alabama 34-7 (Gene Stallings)
Louisville	Liberty 1-28-93	Michigan St. 18-7 (George Perles)
PAUL SCHUDEL , 0-2-0	(Miami [Ohio] '66)	Born 7-2-44
Ball St.	California 12-9-89	Fresno St. 6-27 (Jim Sweeney)
Ball St.	Las Vegas 12-17-93	Utah St. 33-42 (Charlie Weatherbie)
BILL SCHUTTE , 0-1-0	(Idaho '33)	Born 5-7-10
San Diego St.	Harbor 1-1-48	Hardin-Simmons 0-53 (Warren Woodson)
BEN SCHWARTZWALDER , 2-5-0	(West Virginia '35)	Born 6-2-09
Syracuse	Orange 1-1-53	Alabama 6-61 (Harold "Red" Drew)
Syracuse	Cotton 1-1-57	TCU 27-28 (Abe Martin)
Syracuse	Orange 1-1-59	Oklahoma 6-21 (Bud Wilkinson)
Syracuse	Cotton 1-1-60	Texas 23-14 (Darrell Royal)
Syracuse	Liberty 12-16-61	Miami (Fla.) 15-14 (Andy Gustafson)
Syracuse	Sugar 1-1-65	LSU 10-13 (Charlie McClendon)
Syracuse	Gator 12-31-66	Tennessee 12-18 (Doug Dickey)
BRAD SCOTT , 1-0-0	(Mo.-Rolla '76)	Born 9-30-54
South Carolina	Carquest 1-2-95	West Virginia 24-21 (Don Nehlen)

Coach/School	Bowl/Date	Opponent/Score (Coach)
CLARK SHAUGHNESSY , 1-0-0 (Minnesota '14) Born 3-6-1892	Stanford Rose 1-1-41	Nebraska 21-13 (Lawrence McC. "Biff" Jones)
LAWRENCE "BUCK" SHAW , 2-0-0 (Notre Dame '22) Born 3-28-99	Santa Clara Sugar 1-1-37 Santa Clara Sugar 1-1-38	LSU 21-14 (Bernie Moore) LSU 6-0 (Bernie Moore)
TERRY SHEA , 1-0-0 (Oregon '68) Born 6-12-46	San Jose St. California 12-8-90	Central Mich. 48-24 (Herb Deromedi)
JOE SHEEKETSKI , 1-1-0 (Notre Dame '33) Born 4-15-09	Nevada Salad 1-1-48 Nevada Harbor 1-1-49	North Texas 13-6 (Odus Mitchell) Villanova 7-27 (Jordan Olivar)
DICK SHERIDAN , 2-4-0 (South Carolina '64) Born 8-9-41	North Carolina St. Peach 12-31-86 North Carolina St. Peach 12-31-88 North Carolina St. Copper 12-31-89 North Carolina St. All-American 12-28-90 North Carolina St. Peach 1-1-92 North Carolina St. Gator 12-31-92	Virginia Tech 24-25 (Bill Dooley) Iowa 28-23 (Hayden Fry) Arizona 10-17 (Dick Tomey) Southern Miss. 31-27 (Jeff Bower) East Caro. 34-37 (Bill Lewis) Florida 10-27 (Steve Spurrier)
EUGENE "BO" SHERMAN , 1-0-0 (Henderson St. '30) Born 7-5-08	Geo. Washington Sun 1-1-57	UTEP 13-0 (Mike Brumbelow)
JACKIE SHERRILL , 8-6-0 (Alabama '66) Born 11-28-43	Pittsburgh Gator 12-30-77 Pittsburgh Tangerine 12-23-78 Pittsburgh Fiesta 12-25-79 Pittsburgh Gator 12-29-80 Pittsburgh Sugar 1-1-82 Texas A&M Cotton 1-1-86 Texas A&M Cotton 1-1-87 Texas A&M Cotton 1-1-88 Mississippi St. Liberty 12-29-91 Mississippi St. Peach 1-2-93 Mississippi St. Peach 1-1-95 Mississippi St. Cotton 1-1-99 Mississippi St. Peach 12-30-99 Mississippi St. Independence 12-31-00	Clemson 34-3 (Charley Pell) North Carolina St. 17-30 (Bo Rein) Arizona 16-10 (Tony Mason) South Carolina 37-9 (Jim Carlen) Georgia 24-20 (Vince Dooley) Auburn 36-16 (Pat Dye) Ohio St. 12-28 (Earle Bruce) Notre Dame 35-10 (Lou Holtz) Air Force 15-38 (Fisher DeBerry) North Carolina 17-21 (Mack Brown) North Carolina St. 24-28 (Mike O' Cain) Texas 11-38 (Mack Brown) Clemson 17-7 (Tommy Bowden) Texas A&M 43-41 (ot) (R.C. Slocum)
TED SHIPKEY , 0-1-0 (Stanford '27) Born 9-28-04	New Mexico Sun 1-2-39	Utah 0-28 (Ike Armstrong)
LARRY SIEMERING , 1-0-0 (San Francisco '35) Born 11-24-10	Pacific Raisin 1-1-48	Wichita St. 26-14 (Ralph Graham)
BOB SIMMONS , 0-1-0 (Bowling Green '71) Born 6-13-48	Oklahoma St. Alamo 12-30-97	Purdue 20-33 (Joe Tiller)
CHAUNCEY SIMPSON , 0-1-0 (Missouri '25) Born 12-21-02	Missouri Cotton 1-1-46	Texas 27-40 (Dana Bible)
DAN SIMRELL , 0-1-0 (Toledo '65) Born 4-9-43	Toledo California 12-15-84	UNLV 13-30 (Harvey Hyde)
STEVE SLOAN , 0-2-1 (Alabama '66) Born 8-19-44	Vanderbilt Peach 12-28-74 Texas Tech Bluebonnet 12-31-76 Texas Tech Tangerine 12-23-77	Texas Tech 6-6 (Jim Carlen) Nebraska 24-27 (Tom Osborne) Florida St. 17-40 (Bobby Bowden)
R.C. SLOCUM , 3-8-0 (McNeese St. '67) Born 11-7-44	Texas A&M John Hancock 12-30-89 Texas A&M Holiday 12-29-90 Texas A&M Cotton 1-1-92 Texas A&M Cotton 1-1-93 Texas A&M Cotton 1-1-94 Texas A&M Alamo 12-28-95 Texas A&M Cotton 1-1-98 Texas A&M Sugar 1-1-99 Texas A&M Alamo 12-28-99 Texas A&M Independence 12-31-00 Texas A&M galleryfurniture.com 12-28-01	Pittsburgh 28-31 (Paul Hackett) Brigham Young 65-14 (LaVell Edwards) Florida St. 2-10 (Bobby Bowden) Notre Dame 3-28 (Lou Holtz) Notre Dame 21-24 (Lou Holtz) Michigan 22-20 (Lloyd Carr) UCLA 23-29 (Bob Toledo) Ohio St. 14-24 (John Cooper) Penn St. 0-24 (Joe Paterno) Mississippi St. 41-43 (ot) (Jackie Sherrill) TCU 28-9 (Gary Patterson)
ANDY SMITH , 1-0-1 (Pennsylvania '06) Born 9-10-1883	California Rose 1-1-21 California Rose 1-2-22	Ohio St. 28-0 (John Wilce) Wash. & Jeff. 00 (Earle "Greasy" Neale)
HOMER SMITH , 0-1-0 (Princeton '54) Born 10-9-31	Davidson Tangerine 12-26-69	Toledo 33-56 (Frank Lauterbur)
JOHN L. SMITH , 1-6-0 (Weber St. '71) Born 11-5-48	Utah St. Humanitarian 12-29-97 Louisville Motor City 12-23-98 Louisville Humanitarian 12-30-99 Louisville Liberty 12-29-00 Louisville Liberty 12-31-01 Louisville GMAC 12-18-02 Michigan St. Alamo 12-29-03	Cincinnati 19-35 (Rick Minter) Marshall 29-48 (Bob Pruett) Boise St. 31-34 (Dirk Koetter) Colorado St. 17-22 (Sonny Lubick) Brigham Young 28-10 (Gary Crowton) Marshall 15-38 (Bob Pruett) Nebraska 3-17 (Bo Pelini)
JOHN "LITTLE CLIPPER" SMITH , 1-0-0 (Notre Dame '29) Born 12-12-04	Duquesne Orange 1-1-37	Mississippi St. 13-12 (Ralph Sasse)
LARRY SMITH , 3-6-1 (Bowling Green '62) Born 9-12-39	Tulane Liberty 12-22-79 Arizona Sun 12-28-85 Arizona Aloha 12-27-86	Penn St. 6-9 (Joe Paterno) Georgia 13-13 (Vince Dooley) North Carolina 30-21 (Dick Crum)

Coach/School	Bowl/Date	Opponent/Score (Coach)
Southern California... Rose 1-1-88	Southern California... Rose 1-2-89	Michigan St. 17-20 (George Perles) Michigan 14-22 (Glenn "Bo" Schembechler)
Southern California... Rose 1-1-90	Southern California... John Hancock 12-31-90	Michigan 17-10 (Glenn "Bo" Schembechler)
Southern California... Freedom 12-29-92	Southern California... Holiday 12-29-97	Michigan St. 16-17 (George Perles) Fresno St. 7-24 (Jim Sweeney)
Missouri Insight.com 12-26-98	Missouri Insight.com 12-26-98	Colorado St. 24-35 (Sonny Lubick) West Virginia 34-31 (Don Nehlen)
MAURICE "CLIPPER" SMITH , 0-0-1 (Notre Dame '21) Born 10-15-1898	Villanova Bacardi, Cuba 1-1-37	Auburn 7-7 (Jack Meagher)
CARL SNAVELY , 0-3-0 (Lebanon Valley '15) Born 7-30-1894	North Carolina Sugar 1-1-47 North Carolina Sugar 1-1-49 North Carolina Cotton 1-2-50	Georgia 10-20 (Wally Butts) Oklahoma 6-14 (Bud Wilkinson) Rice 13-27 (Jesse Neely)
BILL SNYDER , 6-5-0 (William Jewell '63) Born 10-7-41	Kansas St. Copper 12-29-93 Kansas St. Aloha 12-25-94 Kansas St. Holiday 12-29-95 Kansas St. Cotton 1-1-97 Kansas St. Fiesta 12-31-97 Kansas St. Alamo 12-29-98 Kansas St. Holiday 12-29-99 Kansas St. Cotton 1-1-01 Kansas St. Insight.com 12-29-01 Kansas St. Holiday 12-27-02 Kansas St. Fiesta 1-2-04	Born 10-7-41 Wyoming 52-17 (Joe Tiller) Boston College 7-12 (Dan Henning) Colorado St. 54-21 (Sonny Lubick) Brigham Young 15-19 (LaVell Edwards) Syracuse 35-18 (Paul Pasqualoni) Purdue 34-37 (Joe Tiller) Washington 24-20 (Rick Neuheisel) Tennessee 35-21 (Phillip Fulmer) Syracuse 3-26 (Paul Pasqualoni) Arizona St. 34-27 (Dirk Koetter) Ohio St. 28-35 (Jim Tressell)
BRUCE SNYDER , 3-3-0 (Oregon '62) Born 3-14-40	California Copper 12-31-90 California Fla. Citrus 1-1-92 Arizona St. Rose 1-1-97 Arizona St. Sun 12-31-97 Arizona St. Aloha Classic 12-25-99 Arizona St. Aloha Classic 12-25-00	Born 3-14-40 Wyoming 17-15 (Paul Roach) Clemson 37-13 (Ken Hatfield) Ohio St. 17-20 (John Cooper) Iowa 17-7 (Hayden Fry) Wake Forest 3-23 (Jim Caldwell) Boston College 17-31 (Tom O'Brien)
FRANK SOLICH , 3-2-0 (Nebraska '66) Born 9-8-44	Nebraska Holiday 12-30-98 Nebraska Fiesta 1-2-00 Nebraska Alamo 12-30-00 Nebraska Rose 1-3-02 Nebraska Independence 12-27-02	Arizona 20-23 (Dick Tomey) Tennessee 31-21 (Phillip Fulmer) Northwestern 66-17 (Randy Walker) Miami (Fla.) 14-37 (Larry Coker) Mississippi 23-27 (David Cutcliffe)
CLARENCE "DOC" SPEARS , 1-0-0 (Dartmouth '16) Born 7-24-1894	West Virginia San Diego East-West Christmas Classic 12-25-22	Gonzaga 21-13 (Charles "Gus" Dorais)
CLIFF SPEEGLE , 1-0-0 (Oklahoma '41) Born 11-4-17	Oklahoma St. Bluegrass 12-13-58	Florida St. 15-6 (Tom Nugent)
STEVE SPURRIER , 5-6-0 (Florida '67) Born 4-20-45	Duke All-American 12-28-89 Florida Sugar 1-1-92 Florida Gator 12-31-92 Florida Sugar 1-1-94 Florida Sugar 1-2-95 Florida Fiesta 1-2-96 Florida Sugar 1-2-97 Florida Fla. Citrus 1-1-98 Florida Orange 1-2-99 Florida Fla. Citrus 1-1-00 Florida Sugar 1-2-01 Florida Orange 1-2-02	Born 4-20-45 Texas Tech 21-49 (Spike Dykes) Notre Dame 28-39 (Lou Holtz) North Carolina St. 27-10 (Dick Sheridan) West Virginia 41-7 (Don Nehlen) Florida St. 17-23 (Bobby Bowden) Nebraska 24-62 (Tom Osborne) Florida St. 52-20 (Bobby Bowden) Penn St. 21-6 (Joe Paterno) Syracuse 31-10 (Paul Pasqualoni) Michigan St. 34-37 (Bobby Williams) Miami (Fla.) 20-37 (Butch Davis) Maryland 56-23 (Ralph Friedgen)
GENE STALLINGS , 6-1-0 (Texas A&M '57) Born 3-2-35	Texas A&M Cotton 1-1-68 Alabama Fiesta 1-1-91	Alabama 20-16 (Paul "Bear" Bryant) Louisville 7-34 (Howard Schnellenberger)
Alabama Blockbuster 12-28-91	Alabama Sugar 1-1-93	Colorado 30-25 (Bill McCartney)
Alabama Gator 12-31-93	Alabama Fla. Citrus 1-2-95	Miami (Fla.) 34-13 (Dennis Erickson)
Alabama Outback 1-1-97	Alabama Outback 1-1-97	Ohio St. 24-17 (John Cooper) Michigan 17-14 (Lloyd Carr)
JIM STANGELAND , 0-0-1 (Arizona St. '48) Born 12-21-21	Long Beach St. Pasadena 12-19-70	Louisville 24-24 (Lee Corso)
JIM STANLEY , 2-0-0 (Texas A&M '59) Born 5-22-35	Oklahoma St. Fiesta 12-28-74 Oklahoma St. Tangerine 12-18-76	Brigham Young 16-6 (LaVell Edwards) Brigham Young 49-12 (LaVell Edwards)
TOM STIDHAM , 0-1-0 (Haskell '27) Born 3-27-04	Oklahoma Orange 1-2-39	Tennessee 0-17 (Bob Neyland)
LOAN STINER , 1-0-0 (Nebraska '27) Born 6-20-03	Oregon St. Rose 1-1-42	Duke 20-16 (Wallace Wade)
HARRY STITELER , 1-0-0 (Texas A&M '31) Born 9-17-09	Texas A&M Presidential Cup 12-9-50	Georgia 40-20 (Wally Butts)
CHUCK STOBART , 1-0-0 (Ohio '59) Born 10-27-34	Toledo California 12-19-81	San Jose St. 27-25 (Jack Elway)

BOWL/ALL-STAR RECORDS

Coach/School Bowl/Date Opponent/Score (Coach)
CAL STOLL, 0-1-0 (Minnesota '50) Born 12-12-23
 Minnesota..... Hall of Fame 12-22-77 Maryland 7-17 (Jerry Claiborne)

DENNY STOLZ, 0-3-0 (Alma '55) Born 9-12-34
 Bowling Green..... California 12-18-82 Fresno St. 28-29 (Jim Sweeney)
 Bowling Green..... California 12-14-85 Fresno St. 7-51 (Jim Sweeney)
 San Diego St. Holiday 12-30-86 Iowa 38-39 (Hayden Fry)

BOB STOOPS, 3-3-0 (Iowa '83) Born 9-6-60
 Oklahoma..... Independence 12-31-99 Mississippi 25-27 (David Cutcliffe)
 Oklahoma..... Orange 1-3-01 Florida St. 13-2 (Bobby Bowden)
 Oklahoma..... Cotton 1-1-02 Arkansas 10-3 (Houston Nutt)
 Oklahoma..... Rose 1-1-03 Washington St. 34-14 (Mike Price)
 Oklahoma..... Sugar 1-4-04 LSU 14-21 (Nick Saban)

JERRY STOVALL, 0-1-0 (LSU '63) Born 4-30-41
 LSU..... Orange 1-1-83 Nebraska 20-21 (Tom Osborne)

BOB STULL, 0-1-0 (Kansas St. '68) Born 11-21-45
 UTEP..... Independence 12-23-88 Southern Miss. 18-38 (Curley Hallman)

PAT SULLIVAN, 0-1-0 (Auburn '72) Born 1-18-50
 TCU..... Independence 12-28-94 Virginia 10-20 (George Welsh)

JOCK SUTHERLAND, 1-3-0 (Pittsburgh '18) Born 3-21-1889
 Pittsburgh..... Rose 1-1-28 Stanford 6-7 (Glenn "Pop" Warner)
 Pittsburgh..... Rose 1-1-30 Southern California 14-47 (Howard Jones)
 Pittsburgh..... Rose 1-2-33 Southern California 0-35 (Howard Jones)
 Pittsburgh..... Rose 1-1-37 Washington 21-0 (Jimmy Phelan)

BOB SUTTON, 0-1-0 (Eastern Mich. '74) Born 1-28-51
 Army..... Independence 12-31-96 Auburn 29-32 (Terry Bowden)

JIM SWEENEY, 5-2-0 (Portland '51) Born 9-1-29
 Fresno St. California 12-18-82 Bowling Green 29-28 (Denny Stolz)
 Fresno St. California 12-14-85 Bowling Green 51-7 (Denny Stolz)
 Fresno St. California 12-10-88 Western Mich. 35-30 (Al Molde)
 Fresno St. California 12-9-89 Ball St. 27-8 (Paul Schudel)
 Fresno St. California 12-13-91 Bowling Green 21-28 (Gary Blackney)
 Fresno St. Freedom 12-29-92 Southern California 24-7 (Larry Smith)
 Fresno St. Aloha 12-25-93 Colorado 30-41 (Bill McCartney)

BARRY SWITZER, 8-5-0 (Arkansas '60) Born 10-5-37
 Oklahoma..... Orange 1-1-76 Michigan 14-6 (Glenn "Bo" Schembechler)
 Oklahoma..... Fiesta 12-25-76 Wyoming 41-7 (Fred Akers)
 Oklahoma..... Orange 1-2-78 Arkansas 6-31 (Lou Holtz)
 Oklahoma..... Orange 1-1-79 Nebraska 31-24 (Tom Osborne)
 Oklahoma..... Orange 1-1-80 Florida St. 24-7 (Bobby Bowden)
 Oklahoma..... Orange 1-1-81 Florida St. 18-17 (Bobby Bowden)
 Oklahoma..... Sun 12-26-81 Houston 40-14 (Bill Yeoman)
 Oklahoma..... Fiesta 1-1-83 Arizona St. 21-32 (Darryl Rogers)
 Oklahoma..... Orange 1-1-85 Washington 17-28 (Don James)
 Oklahoma..... Orange 1-1-86 Penn St. 25-10 (Joe Paterno)
 Oklahoma..... Orange 1-1-87 Arkansas 42-8 (Ken Hatfield)
 Oklahoma..... Orange 1-1-88 Miami (Fla.) 14-20 (Jimmy Johnson)
 Oklahoma..... Fla. Citrus 1-2-89 Clemson 6-13 (Danny Ford)

CHARLIE TATE, 1-1-0 (Florida '42) Born 2-20-21
 Miami (Fla.)..... Liberty 12-10-66 Virginia Tech 14-7 (Jerry Claiborne)
 Miami (Fla.)..... Bluebonnet 12-23-67 Colorado 21-31 (Eddie Crowder)

JIM TATUM, 3-2-1 (North Carolina '35) Born 7-22-13
 Oklahoma..... Gator 1-1-47 North Carolina St. 34-13 (Beattie Feathers)
 Maryland..... Gator 1-1-48 Georgia 20-20 (Wally Butts)
 Maryland..... Gator 1-2-50 Missouri 20-7 (Don Faurot)
 Maryland..... Sugar 1-1-52 Tennessee 28-13 (Bob Neyland)
 Maryland..... Orange 1-1-54 Oklahoma 0-7 (Bud Wilkinson)
 Maryland..... Orange 1-2-56 Oklahoma 6-20 (Bud Wilkinson)

CHUCK TAYLOR, 0-1-0 (Stanford '43) Born 1-24-20
 Stanford..... Rose 1-1-52 Illinois 7-40 (Ray Eliot)

GRANT TEAFF, 4-4-0 (McMurry '56) Born 11-12-33
 Baylor..... Cotton 1-1-75 Penn St. 20-41 (Joe Paterno)
 Baylor..... Peach 12-31-79 Clemson 24-18 (Danny Ford)
 Baylor..... Cotton 1-1-81 Alabama 2-30 (Paul "Bear" Bryant)
 Baylor..... Bluebonnet 12-31-83 Oklahoma St. 14-24 (Jimmy Johnson)
 Baylor..... Liberty 12-27-85 LSU 21-7 (Bill Arnsparger)
 Baylor..... Bluebonnet 12-31-86 Colorado 21-9 (Bill McCartney)
 Baylor..... Copper 12-31-91 Indiana 0-24 (Bill Mallory)
 Baylor..... John Hancock 12-31-92 Arizona 20-15 (Dick Tomey)

EDDIE TEAGUE, 1-0-0 (North Carolina '44) Born 12-14-21
 Citadel..... Tangerine 12-30-60 Tennessee Tech 27-0 (Wilburn Tucker)

JEFF TEDFORD, 1-0-0 (Fresno St. '83) Born 8-15-61
 California..... Insight 12-26-03 Virginia Tech 52-49 (Frank Beamer)

LOU TEPPER, 1-2-0 (Rutgers '67) Born 7-21-45
 Illinois..... John Hancock 12-31-91 UCLA 3-6 (Terry Donahue)
 Illinois..... Holiday 12-30-92 Hawaii 17-27 (Bob Wagner)
 Illinois..... Liberty 12-31-94 East Caro. 30-0 (Steve Logan)

ROBERT THEDER, 0-1-0 (Western Mich. '63) Born 9-22-39
 California..... Garden State 12-15-79 Temple 17-28 (Wayne Hardin)

Coach/School Bowl/Date Opponent/Score (Coach)
FRANK THOMAS, 4-2-0 (Notre Dame '23) Born 11-14-1898
 Alabama..... Rose 1-1-35 Stanford 29-13 (Claude "Tiny" Thornhill)
 Alabama..... Rose 1-1-38 California 0-13 (Leonard "Stub" Allison)
 Alabama..... Cotton 1-1-42 Texas A&M 29-21 (Homer Norton)
 Alabama..... Orange 1-1-43 Boston College 37-21 (Denny Myers)
 Alabama..... Sugar 1-1-45 Duke 26-29 (Eddie Cameron)
 Alabama..... Rose 1-1-46 Southern California 34-14 (Jeff Cravath)

FRED THOMSEN, 0-0-1 (Nebraska '25) Born 4-25-1897
 Arkansas..... Dixie Classic 1-1-34 Centenary (La.) 7-7 (Homer Norton)

CLAUDE "TINY" THORNHILL, 1-2-0 (Pittsburgh '17) Born 4-14-1893
 Stanford..... Rose 1-1-34 Columbia 0-7 (Lou Little)
 Stanford..... Rose 1-1-35 Alabama 13-29 (Frank Thomas)
 Stanford..... Rose 1-1-36 Southern Methodist 7-0 (Matty Bell)

JOE TILLER, 3-5-0 (Montana St. '64) Born 12-7-42
 Wyoming..... Copper 12-29-93 Kansas St. 17-52 (Bill Snyder)
 Purdue..... Alamo 12-30-97 Oklahoma St. 33-20 (Bob Simmons)
 Purdue..... Alamo 12-29-98 Kansas St. 37-34 (Bill Snyder)
 Purdue..... Outback 1-1-00 Georgia 25-28 (ot) (Jim Donnan)
 Purdue..... Rose 1-1-01 Washington 24-34 (Rick Neuheisel)
 Purdue..... Sun 12-31-01 Washington St. 27-33 (Mike Price)
 Purdue..... Sun 12-31-02 Washington 34-24 (Rick Neuheisel)
 Purdue..... Capital One 1-1-04 Georgia 27-34 (ot) (Mark Richt)

GAYNELL TINSLEY, 0-1-0 (LSU '37) Born 2-1-15
 LSU..... Sugar 1-2-50 Oklahoma 0-35 (Bud Wilkinson)

JEFF TISDEL, 1-0-0 (Nevada '77) Born 1-10-56
 Nevada..... Las Vegas 12-19-96 Ball St. 18-15 (Bill Lynch)

BOB TOLEDO, 1-2-0 (San Francisco St. '68) Born 3-4-46
 UCLA..... Cotton 1-1-98 Texas A&M 29-23 (R.C. Slocum)
 UCLA..... Rose 1-1-99 Wisconsin 31-38 (Barry Alvarez)
 UCLA..... Sun 12-29-00 Wisconsin 20-21 (Barry Alvarez)

TED TOLLNER, 1-3-0 (Cal Poly '62) Born 5-29-40
 Southern California... Rose 1-1-85 Ohio St. 20-17 (Earle Bruce)
 Southern California... Aloha 12-28-85 Alabama 3-24 (Ray Perkins)
 Southern California... Fla. Citrus 1-1-87 Auburn 7-16 (Pat Dye)
 San Diego St. Las Vegas 12-19-98 North Carolina 13-20 (Carl Torbush)

DICK TOMEY, 4-3-0 (DePauw '61) Born 6-20-38
 Arizona..... Copper 12-30-89 North Carolina St. 17-10 (Dick Sheridan)
 Arizona..... Aloha 12-28-90 Syracuse 0-28 (Dick MacPherson)
 Arizona..... John Hancock 12-31-92 Baylor 15-20 (Grant Teaff)
 Arizona..... Fiesta 1-1-94 Miami (Fla.) 29-0 (Dennis Erickson)
 Arizona..... Freedom 12-27-94 Utah 13-16 (Ron McBride)
 Arizona..... Insight.com 12-27-97 New Mexico 20-14 (Dennis Franchione)
 Arizona..... Holiday 12-30-98 Nebraska 23-20 (Frank Solich)

CARL TORBUSH, 2-0-0 (Carson-Newman '74) Born 10-11-51
 North Carolina..... Gator 1-1-98 Virginia Tech 42-3 (Frank Beamer)
 North Carolina..... Las Vegas 12-19-98 San Diego St. 20-13 (Ted Tollner)

CHRIS TORMEY, 1-0-0 (Idaho '78) Born 5-1-55
 Idaho..... Humanitarian 12-30-98 Southern Miss. 42-35 (Jeff Bower)

JIM TRESSEL, 2-1-0 (Baldwin-Wallace '75) Born 12-5-52
 Ohio St. Outback 1-1-02 South Carolina 28-31 (Lou Holtz)
 Ohio St. Fiesta 1-3-03 Miami (Fla.) 31-24 (2 ot) (Larry Coker)
 Ohio St. Fiesta 1-2-04 Kansas St. 35-28 (Bill Snyder)

JIM TRIMBLE, 0-1-0 (Indiana '42) Born 5-29-18
 Wichita St. Camellia 12-30-48 Hardin-Simmons 12-49 (Warren Woodson)

FRANK TRITICO, 0-0-1 (La.-Lafayette '34) Born 3-25-09
 Randolph Field..... Cotton 1-1-44 Texas 7-7 (Dana Bible)

TOMMY TUBERVILLE, 4-2-0 (Southern Ark. '76) Born 9-18-54
 Mississippi..... Motor City 12-26-97 Marshall 34-31 (Bob Pruett)
 Mississippi..... Independence 12-31-98 Texas Tech 35-18 (Spike Dykes)
 Auburn..... Fla. Citrus 1-1-01 Michigan 28-31 (Lloyd Carr)
 Auburn..... Peach 12-31-01 North Carolina 10-16 (John Bunting)
 Auburn..... Capital One 1-1-03 Penn St. 13-9 (Joe Paterno)
 Auburn..... Music City 12-31-03 Wisconsin 28-14 (Barry Alvarez)

WILBURN TUCKER, 0-1-0 (Tennessee Tech '43) Born 8-11-20
 Tennessee Tech..... Tangerine 12-30-60 Citadel 0-27 (Eddie Teague)

RON TURNER, 1-1-0 (Pacific '77) Born 12-5-53
 Illinois..... Micronpc.com 12-30-99 Virginia 63-21 (George Welsh)
 Illinois..... Sugar 1-1-02 LSU 34-47 (Nick Saban)

BOB TYLER, 1-0-0 (Mississippi '58) Born 7-4-32
 Mississippi St. Sun 12-28-74 North Carolina 26-24 (Bill Dooley)

THAD "PIE" VANN, 0-2-0 (Mississippi '28) Born 9-22-07
 Southern Miss. Sun 1-1-53 Pacific 7-26 (Ernie Jorge)
 Southern Miss. Sun 1-1-54 UTEP 14-37 (Mike Brumblow)

JOHN VAUGHT, 10-8-0 (TCU '33) Born 5-6-08
 Mississippi..... Delta 1-1-48 TCU 13-9 (Leo "Dutch" Meyer)
 Mississippi..... Sugar 1-1-53 Georgia Tech 7-24 (Bobby Dodd)
 Mississippi..... Sugar 1-1-55 Navy 0-21 (Eddie Erdelatz)
 Mississippi..... Cotton 1-2-56 TCU 14-13 (Abe Martin)

Coach/School	Bowl/Date	Opponent/Score (Coach)
Mississippi	Sugar 1-1-58	Texas 39-7 (Darrell Royal)
Mississippi	Gator 12-27-58	Florida 7-3 (Bob Woodruff)
Mississippi	Sugar 1-1-60	LSU 21-0 (Paul Dietzel)
Mississippi	Sugar 1-2-61	Rice 14-6 (Jess Neely)
Mississippi	Cotton 1-1-62	Texas 7-12 (Darrell Royal)
Mississippi	Sugar 1-1-63	Arkansas 17-13 (Frank Broyles)
Mississippi	Sugar 1-1-64	Alabama 7-12 (Paul "Bear" Bryant)
Mississippi	Bluebonnet 12-19-64	Tulsa 7-14 (Glenn Dobbs)
Mississippi	Liberty 12-18-65	Auburn 13-7 (Ralph "Shug" Jordan)
Mississippi	Bluebonnet 12-17-66	Texas 0-19 (Darrell Royal)
Mississippi	Sun 12-30-67	UTEP 7-14 (Bobby Dobbs)
Mississippi	Liberty 12-14-68	Virginia Tech 34-17 (Jerry Claiborne)
Mississippi	Sugar 1-1-70	Arkansas 27-22 (Frank Broyles)
Mississippi	Gator 1-2-71	Auburn 28-35 (Ralph "Shug" Jordan)
DICK VERMEIL , 1-0-0 (San Jose St. '58)	Born 10-30-36	Ohio St. 23-10 (Woody Hayes)
UCLA	Rose 1-1-76	
BOB VOIGTS , 1-0-0 (Northwestern '39)	Born 3-29-16	California 20-14 (Lynn "Pappy" Waldorf)
Northwestern	Rose 1-1-49	
JIM WACKER , 0-1-0 (Valparaiso '60)	Born 4-28-37	West Virginia 14-31 (Don Nehlen)
TCU	Bluebonnet 12-31-84	
WALLACE WADE , 2-2-1 (Brown '17)	Born 6-15-1892	
Alabama	Rose 1-1-26	Washington 20-19 (Enoch Bagshaw)
Alabama	Rose 1-1-27	Stanford 7-7 (Glenn "Pop" Warner)
Alabama	Rose 1-1-31	Washington St. 24-0 (Orin "Babe" Hollingbery)
Duke	Rose 1-2-39	Southern California 3-7 (Howard Jones)
Duke	Rose 1-1-42	Oregon St. 16-20 (Lon Stiner)
BOB WAGNER , 1-1-0 (Wittenberg '69)	Born 5-16-47	Michigan St. 13-33 (George Perles)
Hawaii	Aloha 12-25-89	Illinois 27-17 (Lou Tepper)
Hawaii	Holiday 12-30-92	
JIM WALDEN , 0-1-0 (Wyoming '60)	Born 4-10-38	Brigham Young 36-38 (LaVell Edwards)
Washington St.	Holiday 12-18-81	
LYNN "PAPPY" WALDORF , 0-3-0 (Syracuse '25)	Born 10-3-02	
California	Rose 1-1-49	Northwestern 14-20 (Bob Voigts)
California	Rose 1-2-50	Ohio St. 14-17 (Wes Fesler)
California	Rose 1-1-51	Michigan 6-14 (Bennie Oosterbaan)
D.C. "PEAHEAD" WALKER , 1-1-0 (Samford '22)	Born 2-17-1900	
Wake Forest	Gator 1-1-46	South Carolina 26-14 (Johnnie McMillan)
Wake Forest	Dixie 1-1-49	Baylor 7-20 (Bob Woodruff)
ED WALKER , 0-1-0 (Stanford '27)	Born 3-25-01	Catholic 19-20 (Arthur "Dutch" Bergman)
Mississippi	Orange 1-1-36	
RANDY WALKER , 0-2-0 (Miami [Ohio] '76)	Born 5-29-54	
Northwestern	Alamo 12-20-00	Nebraska 17-66 (Frank Solich)
Northwestern	Motor City 12-26-03	Bowling Green 24-28 (Gregg Brandon)
BILL WALSH , 3-0-0 (San Jose St. '54)	Born 11-30-31	
Stanford	Sun 12-31-77	LSU 24-14 (Charlie McClendon)
Stanford	Bluebonnet 12-31-78	Georgia 25-22 (Vince Dooley)
Stanford	Blockbuster 1-1-93	Penn St. 24-3 (Joe Paterno)
DALLAS WARD , 1-0-0 (Oregon St. '27)	Born 8-11-06	
Colorado	Orange 1-1-57	Clemson 27-21 (Frank Howard)
MURRAY WARMATH , 1-1-0 (Tennessee '35)	Born 12-26-13	
Minnesota	Rose 1-2-61	Washington 7-17 (Jim Owens)
Minnesota	Rose 1-1-62	UCLA 21-3 (Bill Barnes)
GLENN "POP" WARNER , 1-2-1 (Cornell '95)	Born 4-5-1871	
Stanford	Rose 1-1-25	Notre Dame 10-27 (Knut Rockne)
Stanford	Rose 1-1-27	Alabama 7-7 (Wallace Wade)
Stanford	Rose 1-2-28	Pittsburgh 7-6 (Jock Sutherland)
Temple	Sugar 1-1-35	Tulane 14-20 (Ted Cox)
CHARLIE WEATHERBIE , 2-0-0 (Oklahoma St. '77)	Born 1-17-55	
Utah St.	Las Vegas 12-17-93	Ball St. 42-33 (Paul Schudel)
Navy	Aloha 12-25-96	California 42-38 (Steve Mariucci)
DeWITT WEAVER , 2-1-0 (Tennessee '37)	Born 5-11-12	
Texas Tech	Sun 1-1-52	Pacific 25-14 (Ernie Jorge)
Texas Tech	Gator 1-1-54	Auburn 35-13 (Ralph "Shug" Jordan)
Texas Tech	Sun 1-2-56	Wyoming 14-21 (Phil Dickens)
BILL WEEKS , 1-0-0 (Iowa St. '51)	Born 10-20-29	
New Mexico	Aviation 12-9-61	Western Mich. 28-12 (Merle Schlosser)
RALPH "PEST" WELCH , 0-1-0 (Purdue '30)	Born 8-11-07	
Washington	Rose 1-1-44	Southern California 0-29 (Jeff Cravath)
GEORGE WELSH , 5-10-0 (Navy '56)	Born 8-26-33	
Navy	Holiday 12-22-78	Brigham Young 23-16 (LaVell Edwards)
Navy	Garden State 12-14-80	Houston 0-35 (Bill Yeoman)
Navy	Liberty 12-30-81	Ohio St. 28-31 (Earle Bruce)
Virginia	Peach 12-31-84	Purdue 27-24 (Leon Burnett)
Virginia	All-American 12-22-87	Brigham Young 22-16 (LaVell Edwards)
Virginia	Fla. Citrus 1-1-90	Illinois 21-31 (John Mackovic)
Virginia	Sugar 1-1-91	Tennessee 22-23 (Johnny Majors)
Virginia	Gator 12-29-91	Oklahoma 14-43 (Gary Gibbs)

Coach/School	Bowl/Date	Opponent/Score (Coach)
Virginia	Carquest 1-1-94	Boston College 13-31 (Tom Coughlin)
Virginia	Independence 12-28-94	TCU 20-10 (Pat Sullivan)
Virginia	Peach 12-30-95	Georgia 34-27 (Ray Goff)
Virginia	Carquest 12-27-96	Miami (Fla.) 21-31 (Butch Davis)
Virginia	Peach 12-31-98	Georgia 33-35 (Jim Donnan)
Virginia	Micronpc.com 12-30-99	Illinois 21-63 (Ron Turner)
Virginia	Oahu Classic 12-24-00	Georgia 14-37 (Jim Donnan)
TOMMY WEST , 2-3-0 (Tennessee '75)	Born 7-31-54	
Clemson	Peach 12-31-93	Kentucky 14-13 (Bill Curry)
Clemson	Gator 1-1-96	Syracuse 0-41 (Paul Pasqualoni)
Clemson	Peach 12-28-96	LSU 7-10 (Gerry DiNardo)
Clemson	Peach 1-2-98	Auburn 17-21 (Terry Bowden)
Memphis	New Orleans 12-16-03	North Texas 27-17 (Darrell Dickey)
MIKE WHITE , 0-3-0 (California '58)	Born 1-3-36	
Illinois	Liberty 12-29-82	Alabama 15-21 (Paul "Bear" Bryant)
Illinois	Rose 1-2-84	UCLA 9-45 (Terry Donahue)
Illinois	Peach 12-31-85	Army 29-31 (Jim Young)
JOHN WILCE , 0-1-0 (Wisconsin '10)	Born 5-12-88	
Ohio St.	Rose 1-1-21	California 0-28 (Andy Smith)
BUD WILKINSON , 6-2-0 (Minnesota '37)	Born 4-12-16	
Oklahoma	Sugar 1-1-49	North Carolina 14-6 (Carl Snavely)
Oklahoma	Sugar 1-2-50	LSU 35-0 (Gaynell Tinsley)
Oklahoma	Sugar 1-1-51	Kentucky 7-13 (Paul "Bear" Bryant)
Oklahoma	Orange 1-1-54	Maryland 7-0 (Jim Tatum)
Oklahoma	Orange 1-2-56	Maryland 20-6 (Jim Tatum)
Oklahoma	Orange 1-1-58	Duke 48-21 (Bill Murray)
Oklahoma	Orange 1-1-59	Syracuse 21-6 (Ben Schwartzwalder)
Oklahoma	Orange 1-1-63	Alabama 0-17 (Paul "Bear" Bryant)
BOBBY WILLIAMS , 2-0-0 (Purdue '82)	Born 11-21-58	
Michigan St.	Fla. Citrus 1-1-00	Florida 37-34 (Steve Spurrier)
Michigan St.	Silicon Valley 12-31-01	Fresno St. 44-35 (Pat Hill)
IVY WILLIAMSON , 0-1-0 (Michigan '33)	Born 2-4-11	
Wisconsin	Rose 1-1-53	Southern California 0-7 (Jess Hill)
TYRONE WILLINGHAM , 1-4-0 (Michigan St. '77)	Born 12-30-53	
Stanford	Liberty 12-30-95	East Caro. 13-19 (Steve Logan)
Stanford	Sun 12-31-96	Michigan St. 38-0 (Nick Saban)
Stanford	Rose 1-1-00	Wisconsin 9-17 (Barry Alvarez)
Stanford	Seattle 12-27-01	Georgia Tech 14-24 (Mac McWhorter)
Notre Dame	Gator 1-1-03	North Carolina St. 6-28 (Chuck Amato)
TOM WILSON , 2-0-0 (Texas Tech '66)	Born 2-24-44	
Texas A&M	Hall of Fame 12-20-78	Iowa St. 28-12 (Earle Bruce)
Texas A&M	Independence 12-12-81	Oklahoma St. 33-16 (Jimmy Johnson)
SAM WINNINGHAM , 0-1-0 (Colorado '50)	Born 10-11-26	
Cal St. Northridge	Pasadena 12-2-67	West Tex. A&M 13-35 (Joe Kerbel)
BOB WOODRUFF , 2-1-0 (Tennessee '39)	Born 3-14-16	
Baylor	Dixie 1-1-49	Wake Forest 20-7 (D.C. "Peahead" Walker)
Florida	Gator 1-1-53	Tulsa 14-13 (J.O. "Buddy" Brothers)
Florida	Gator 12-27-58	Mississippi 3-7 (John Vaught)
WARREN WOODSON , 6-1-0 (Baylor '24)	Born 2-24-03	
Hardin-Simmons	Sun 1-1-43	Second Air Force 7-13 (Red Reese)
Hardin-Simmons	Alamo 1-4-47	Denver 20-6 (Clyde "Cac" Hubbard)
Hardin-Simmons	Harbor 1-1-48	San Diego St. 53-0 (Bill Schutte)
Hardin-Simmons	Shrine 12-18-48	Ouachita Baptist 40-12 (Wesley Bradshaw)
Hardin-Simmons	Camellia 12-30-48	Wichita St. 49-12 (Jim Trimble)
New Mexico St.	Sun 12-31-59	North Texas 28-8 (Odus Mitchell)
New Mexico St.	Sun 12-31-60	Utah St. 20-13 (John Ralston)
BOWDEN WYATT , 2-2-0 (Tennessee '39)	Born 11-3-17	
Wyoming	Gator 1-1-51	Wash. & Lee 20-7 (George Barclay)
Arkansas	Cotton 1-1-55	Georgia Tech 6-14 (Bobby Dodd)
Tennessee	Sugar 1-1-57	Baylor 7-13 (Sam Boyd)
Tennessee	Gator 12-26-57	Texas A&M 3-0 (Paul "Bear" Bryant)
BILL YEOMAN , 6-4-1 (Army '50)	Born 12-26-27	
Houston	Tangerine 12-22-62	Miami (Ohio) 49-21 (John Pont)
Houston	Bluebonnet 12-31-69	Auburn 36-7 (Ralph "Shug" Jordan)
Houston	Bluebonnet 12-31-71	Colorado 17-29 (Eddie Crowder)
Houston	Bluebonnet 12-29-73	Tulane 47-7 (Bennie Ellender)
Houston	Bluebonnet 12-23-74	North Carolina St. 31-31 (Lou Holtz)
Houston	Cotton 1-1-77	Maryland 30-21 (Jerry Claiborne)
Houston	Cotton 1-1-79	Notre Dame 34-35 (Dan Devine)
Houston	Cotton 1-1-80	Nebraska 17-14 (Tom Osborne)
Houston	Garden State 12-14-80	Navy 35-0 (George Welsh)
Houston	Sun 12-26-81	Oklahoma 14-40 (Barry Switzer)
Houston	Cotton 1-1-85	Boston College 28-45 (Jack Bicknell)
FIELDING "HURRY UP" YOST , 1-0-0 (Lafayette '97)	Born 4-30-1871	
Michigan	Rose 1-1-02	Stanford 49-0 (Charlie Fickert)
JIM YOUNG , 5-1-0 (Bowling Green '57)	Born 4-21-35	
Purdue	Peach 12-25-78	Georgia Tech 41-21 (Pepper Rodgers)
Purdue	Bluebonnet 12-31-79	Tennessee 27-22 (Johnny Majors)
Purdue	Liberty 12-27-80	Missouri 28-25 (Warren Powers)
Army	Cherry 12-22-84	Michigan St. 10-6 (George Perles)

Coch/School	Bowl/Date	Opponent/Score (Coach)
Army.....	Peach 12-31-85	Illinois 31-29 (Mike White)
Army.....	Sun 12-24-88	Alabama 28-29 (Bill Curry)
RON ZOOK, 0-2-0 (Miami [Ohio] '76)	Born 4-28-54	
Florida.....	Outback 1-1-03	Michigan 30-38 (Lloyd Carr)
Florida.....	Outback 1-1-04	Iowa 17-37 (Kirk Ferentz)

Coaches Who Have Taken More Than One Team to a Bowl Game

FIVE TEAMS (1)

* Lou Holtz: William & Mary, North Carolina St., Arkansas, Notre Dame & South Carolina

FOUR TEAMS (3)

Earle Bruce: Tampa, Iowa St., Ohio St. & Colorado St.
 Bill Mallory: Miami (Ohio), Colorado, Northern Ill. & Indiana
 Larry Smith: Tulane, Arizona, Southern California & Missouri

THREE TEAMS (14)

* Mack Brown: Tulane, North Carolina & Texas
 Bear Bryant: Kentucky, Texas A&M & Alabama
 Jim Carlen: West Virginia, Texas Tech & South Carolina
 Jerry Claiborne: Virginia Tech, Maryland & Kentucky
 Bill Curry: Georgia Tech, Alabama & Kentucky
 Bill Dooley: North Carolina, Virginia Tech & Wake Forest
 Dennis Erickson: Washington St., Miami (Fla.) & Oregon St.
 * Dennis Franchione: New Mexico, TCU & Alabama
 * Ken Hatfield: Air Force, Arkansas & Clemson
 John Mackovic: Wake Forest, Illinois & Texas
 Johnny Majors: Iowa St., Pittsburgh & Tennessee
 Jackie Sherrill: Pittsburgh, Texas A&M & Mississippi St.
 * John L. Smith: Utah St., Louisville & Michigan St.
 Bowden Wyatt: Wyoming, Arkansas & Tennessee

TWO TEAMS (66)

Fred Akers: Wyoming & Texas
 * Gary Barnett: Northwestern & Colorado
 John Barnhill: Tennessee & Arkansas
 Emory Ballard: Texas A&M & Mississippi St.
 Hugo Bezdek: Oregon & Penn St.
 Dana X. Bible: Texas A&M & Texas
 * Bobby Bowden: West Virginia & Florida St.
 Len Casanova: Santa Clara & Oregon
 Bobby Collins: Southern Miss. & Southern Methodist
 John Cooper: Arizona St. & Ohio St.
 Lee Corso: Louisville & Indiana
 Dick Crum: Miami (Ohio) & North Carolina
 Bob Devaney: Wyoming & Nebraska
 Dan Devine: Missouri & Notre Dame
 Doug Dickey: Tennessee & Florida
 Paul Dietzel: LSU & South Carolina
 Pat Dye: East Caro. & Auburn
 Pete Elliott: California & Illinois
 Jack Elway: San Jose St. & Stanford
 Bob Folwell: Pennsylvania & Navy
 Danny Ford: Clemson & Arkansas
 Hayden Fry: Southern Methodist & Iowa
 Vince Gibson: Louisville & Tulane
 Sid Gillman: Miami (Ohio) & Cincinnati
 Paul Hackett: Pittsburgh & Southern California
 Wayne Hardin: Navy & Temple
 Woody Hayes: Miami (Ohio) & Ohio St.
 Bob Higgins: West Va. Wesleyan & Penn St.
 Don James: Kent & Washington
 Jimmy Johnson: Oklahoma St. & Miami (Fla.)
 Frank Kimbrough: Hardin-Simmons & West Tex. A&M
 Jimmy Kitts: Rice & Virginia Tech
 * Dirk Koetter: Boise St. & Arizona St.
 * Glen Mason: Kansas & Minnesota
 Jess Neely: Clemson & Rice
 Rick Neuheisel: Colorado & Washington
 Homer Norton: Centenary (La.) & Texas A&M
 Charley Pell: Clemson & Florida
 Jimmy Phelan: Washington & St. Mary's (Cal.)
 * Gary Pinkel: Toledo & Missouri
 John Pont: Miami (Ohio) & Indiana
 Tommy Prothro: Oregon St. & UCLA
 John Ralston: Utah St. & Stanford

* John Robinson: Southern California & UNLV
 Pepper Rodgers: Kansas & Georgia Tech
 * Bobby Ross: Maryland & Georgia Tech
 * Nick Saban: Michigan St. & LSU
 George Sauer: Kansas & Baylor
 * Howard Schnellenberger: Miami (Fla.) & Louisville
 Steve Sloan: Vanderbilt & Texas Tech
 Bruce Snyder: California & Arizona St.
 Steve Spurrier: Duke & Florida
 Gene Stallings: Texas A&M & Alabama
 Denny Stolz: Bowling Green & San Diego St.
 Jim Tatum: Oklahoma & Maryland
 * Joe Tiller: Wyoming & Purdue
 Ted Tollner: Southern California & San Diego St.
 * Tommy Tuberville: Mississippi & Auburn
 Wallace Wade: Alabama & Duke
 Pop Warner: Stanford & Temple
 * Charlie Weatherbie: Utah St. & Navy
 George Welsh: Navy & Virginia
 * Tommy West: Clemson & Memphis
 Bob Woodruff: Baylor & Florida
 Warren Woodson: Hardin-Simmons & New Mexico St.
 Jim Young: Purdue & Army
 * Active coach.

Coaches With the Most Years Taking One College to a Bowl Game

Coach, Team Taken	Bowls	Consecutive Years
* Joe Paterno, Penn St.	31	13 (1971-83)
Tom Osborne, Nebraska.....	25	25 (1973-97)
Bobby Bowden, Florida St.....	25	22 (1983-2003)
Bear Bryant, Alabama	24	24 (1959-82)
LaVell Edwards, Brigham Young	22	17 (1978-94)
Vince Dooley, Georgia	20	9 (1980-88)
John Vaught, Mississippi	18	14 (1957-70)
Bo Schembechler, Michigan	17	15 (1975-89)
Darrell Royal, Texas.....	16	8 (1968-75)
Hayden Fry, Iowa.....	14	8 (1981-88)
Don James, Washington	14	9 (1979-87)
Bobby Dodd, Georgia Tech	13	6 (1951-56)
Terry Donahue, UCLA	13	8 (1981-88)
Charlie McClendon, LSU.....	13	4 (1970-73)
Don Nehlen, West Virginia	13	4 (1981-84)
Barry Switzer, Oklahoma	13	8 (1975-82)
* Fisher DeBerry, Air Force	12	4 (1989-92)
Ralph Jordan, Auburn	12	7 (1968-74)
George Welsh, Virginia.....	12	4 (1993-96)
John Cooper, Ohio St.....	11	10 (1990-99)
Woody Hayes, Ohio St.	11	7 (1972-78)
Johnny Majors, Tennessee.....	11	7 (1981-87)
R.C. Slocum, Texas A&M.....	11	5 (1989-94)
Steve Spurrier, Florida.....	11	11 (1992-2002)
Bill Yeoman, Houston.....	11	4 (1978-81)
Frank Broyles, Arkansas	10	4 (1959-62)
Fred Akers, Texas.....	9	9 (1977-85)
Bob Devaney, Nebraska	9	5 (1962-66)
Pat Dye, Auburn	9	9 (1982-90)
* Lou Holtz, Notre Dame	9	9 (1987-95)
Bill McCartney, Colorado.....	9	7 (1988-94)
John McKay, Southern California.....	9	4 (1966-69; 1972-75)
Earle Bruce, Ohio St.	8	8 (1979-86)
Wally Butts, Georgia	8	4 (1945-48)
Danny Ford, Clemson	8	5 (1985-89)
* John Robinson, Southern California	8	4 (1976-79)
Grant Teaff, Baylor.....	8	2 (1979-80; 1985-86; 1991-92)
Bud Wilkinson, Oklahoma	8	3 (1948-50)

* Active coach.

Coaches Who Have Coached in a Bowl Game and Also Coached a Team in the NCAA Basketball Tournament

Coach, School	Bowl	NCAA Tournament
Clarence "Nibs" Price, California.....	Rose 1-1-29	NCAA 1946
E.L. "Dick" Romney, Utah St.....	Raisin 1-1-47	NCAA 1939

Conference Bowl Records

All-Time Division I-A Won-Lost Records

(Through 2003-04 Bowls, Using 2003 Conference Alignments)

ATLANTIC COAST CONFERENCE

School	Bowls	W-L-T	Pct.	Last Appearance
Clemson.....	27	14-13-0	.519	2004 Peach
Duke.....	8	3-5-0	.375	1995 Hall of Fame
Florida St.....	32	18-12-2	.594	2004 Orange
Georgia Tech.....	32	21-11-0	.656	2004 Humanitarian
Maryland.....	20	8-10-2	.450	2004 Gator
North Carolina.....	24	12-12-0	.500	2001 Peach
North Carolina St.....	22	11-10-1	.523	2003 Tangerine
Virginia.....	14	6-8-0	.429	2003 Continental Tire
Wake Forest.....	6	4-2-0	.667	2002 Seattle
Current Members.....	185	97-83-5	.538	

BIG EAST CONFERENCE

School	Bowls	W-L-T	Pct.	Last Appearance
Boston College.....	15	9-6-0	.600	2003 San Francisco
Miami (Fla.).....	28	16-12-0	.571	2004 Orange
Pittsburgh.....	23	10-13-0	.435	2003 Continental Tire
Rutgers.....	1	0-1-0	.000	1978 Garden State
Syracuse.....	21	12-8-1	.595	2001 Insight.com
Temple.....	2	1-1-0	.500	1979 Garden State
Virginia Tech.....	17	6-11-0	.353	2003 Insight
West Virginia.....	23	9-14-0	.391	2004 Gator
Current Members.....	130	63-66-1	.488	

BIG 12 CONFERENCE

School	Bowls	W-L-T	Pct.	Last Appearance
North				
Colorado.....	25	11-14-0	.440	2002 Alamo
Iowa St.....	7	1-6-0	.143	2002 Humanitarian
Kansas.....	9	3-6-0	.333	2003 Tangerine
Kansas St.....	12	6-6-0	.500	2004 Fiesta
Missouri.....	21	9-12-0	.429	2003 Independence
Nebraska.....	42	21-21-0	.500	2003 Alamo
South				
Baylor.....	16	8-8-0	.500	1994 Alamo
Oklahoma.....	37	23-13-1	.635	2004 Sugar
Oklahoma St.....	15	10-5-0	.667	2004 Cotton
Texas.....	43	20-21-2	.488	2003 Holiday
Texas A&M.....	27	13-14-0	.481	2001 galleryfurniture.com
Texas Tech.....	27	7-19-1	.278	2003 Houston
Current Members.....	281	132-145-4	.477	

BIG TEN CONFERENCE

School	Bowls	W-L-T	Pct.	Last Appearance
Illinois.....	14	6-8-0	.429	2002 Sugar
Indiana.....	8	3-5-0	.375	1993 Independence
Iowa.....	19	10-8-1	.553	2004 Outback
Michigan.....	35	18-17-0	.514	2004 Rose
Michigan St.....	17	7-10-0	.412	2003 Alamo
Minnesota.....	9	4-5-0	.444	2003 Sun
Northwestern.....	5	1-4-0	.200	2003 Motor City
Ohio St.....	35	16-19-0	.457	2004 Fiesta
Penn St.....	37	23-12-2	.649	2003 Capital One
Purdue.....	12	7-5-0	.583	2004 Capital One
Wisconsin.....	15	8-7-0	.533	2003 Music City
Current Members.....	206	103-100-3	.507	

CONFERENCE USA

School	Bowls	W-L-T	Pct.	Last Appearance
UAB.....	0	0-0-0	.000	Has never appeared
Army.....	4	2-2-0	.500	1996 Independence
Cincinnati.....	6	2-4-0	.333	2002 New Orleans
East Caro.....	7	4-3-0	.571	2001 GMAC
Houston.....	15	7-7-1	.500	2003 Hawaii
Louisville.....	11	4-6-1	.409	2003 GMAC
Memphis.....	2	2-0-0	1.000	2003 New Orleans
South Fla.....	0	0-0-0	.000	Has never appeared
Southern Miss.....	12	5-7-0	.417	2003 Liberty
TCU.....	21	7-13-1	.357	2003 Fort Worth
Tulane.....	10	4-6-0	.400	2002 Hawaii
Current Members.....	88	37-48-3	.438	

MID-MICHIGAN CONFERENCE

School	Bowls	W-L-T	Pct.	Last Appearance
East				
Akron.....	0	0-0-0	.000	Has never appeared
Buffalo.....	0	0-0-0	.000	Has never appeared
UCF.....	0	0-0-0	.000	Has never appeared
Kent St.....	1	0-1-0	.000	1972 Tangerine
Marshall.....	6	5-1-0	.833	2002 GMAC
Miami (Ohio).....	8	6-2-0	.750	2003 GMAC
Ohio.....	2	0-2-0	.000	1968 Tangerine
West				
Ball St.....	3	0-3-0	.000	1996 Las Vegas
Bowling Green.....	6	3-3-0	.500	2003 Motor City
Central Mich.....	2	0-2-0	.000	1994 Las Vegas
Eastern Mich.....	1	1-0-0	1.000	1987 California
Northern Ill.....	1	1-0-0	1.000	1983 California
Toledo.....	8	6-2-0	.750	2002 Motor City
Western Mich.....	2	0-2-0	.000	1988 California
Current Members.....	40	22-18-0	.550	

MOUNTAIN WEST CONFERENCE

School	Bowls	W-L-T	Pct.	Last Appearance
Air Force.....	17	8-8-1	.500	2002 San Francisco
Brigham Young.....	23	7-15-1	.326	2001 Liberty
Colorado St.....	10	4-6-0	.400	2003 San Francisco
UNLV.....	3	3-0-0	1.000	2000 Las Vegas
New Mexico.....	8	2-5-1	.313	2003 Las Vegas
San Diego St.....	5	1-4-0	.200	1998 Las Vegas
Utah.....	9	6-3-0	.667	2003 Liberty
Wyoming.....	10	4-6-0	.400	1993 Copper
Current Members.....	85	35-47-3	.429	

PACIFIC-10 CONFERENCE

School	Bowls	W-L-T	Pct.	Last Appearance
Arizona.....	13	5-7-1	.423	1998 Holiday
Arizona St.....	20	10-9-1	.525	2002 Holiday
California.....	14	6-7-1	.464	2003 Insight
Oregon.....	18	7-11-0	.389	2003 Sun
Oregon St.....	8	4-4-0	.500	2003 Las Vegas
Southern California.....	41	26-15-0	.634	2004 Rose
Stanford.....	20	9-10-1	.475	2001 Seattle
UCLA.....	25	12-12-1	.500	2003 Silicon Valley
Washington.....	29	14-14-1	.500	2002 Sun
Washington St.....	10	6-4-0	.600	2003 Holiday
Current Members.....	198	99-93-6	.515	

SOUTHEASTERN CONFERENCE

School	Bowls	W-L-T	Pct.	Last Appearance
Eastern				
Florida.....	31	14-17-0	.452	2004 Outback
Georgia.....	39	21-15-3	.577	2004 Capital One
Kentucky.....	10	5-5-0	.500	1999 Music City
South Carolina.....	11	3-8-0	.273	2002 Outback
Tennessee.....	44	23-21-0	.523	2004 Peach
Vanderbilt.....	3	1-1-1	.500	1982 Hall of Fame
Western				
Alabama.....	51	29-19-3	.598	2001 Independence
Arkansas.....	34	11-20-3	.368	2003 Independence
Auburn.....	30	16-12-2	.567	2003 Music City
LSU.....	35	17-17-1	.500	2004 Sugar
Mississippi.....	31	19-12-0	.613	2004 Cotton
Mississippi St.....	12	6-6-0	.500	2000 Independence
Current Members.....	331	165-153-13	.518	

SUN BELT CONFERENCE

School	Bowls	W-L-T	Pct.	Last Appearance
Arkansas St.....	0	0-0-0	.000	Has never appeared
Idaho.....	1	1-0-0	1.000	1998 Humanitarian
La.-Lafayette.....	0	0-0-0	.000	Has never appeared
La.-Monroe.....	0	0-0-0	.000	Has never appeared
Middle Tenn.....	0	0-0-0	.000	Has never appeared
New Mexico St.....	3	2-0-1	.833	1960 Sun
North Texas.....	5	1-4-0	.200	2003 New Orleans
Utah St.....	5	1-4-0	.200	1997 Humanitarian
Current Members.....	14	5-8-1	.393	

WESTERN ATHLETIC CONFERENCE

School	Bowls	W-L-T	Pct.	Last Appearance
Boise St.....	4	4-0-0	1.000	2003 Fort Worth
Fresno St.....	14	8-6-0	.571	2003 Silicon Valley
Hawaii.....	5	3-2-0	.600	2003 Hawaii
Louisiana Tech.....	4	1-2-1	.375	2001 Humanitarian
Nevada.....	5	2-3-0	.400	1996 Las Vegas

Rice	7	4-3-0	.571	1961	Bluebonnet
San Jose St.	7	4-3-0	.571	1990	California
Southern Methodist.....	11	4-6-1	.409	1984	Aloha
UTEP	10	5-5-0	.500	2000	Humanitarian
Tulsa	12	4-8-0	.333	2004	Humanitarian
Current Members.....	79	39-38-2	.506		

INDEPENDENTS

School	Bowls	W-L-T	Pct.	Last Appearance
Connecticut	0	0-0-0	.000	Has never appeared
Navy	10	4-5-1	.450	2003 Houston
Notre Dame	25	13-12-0	.520	2003 Gator
Troy St.	0	0-0-0	.000	Has never appeared
Current Independents	35	17-17-1	.500	

Award Winners in Bowl Games

Most Valuable Players in Major Bowls

Bowls that are played twice in the same calendar year (i.e., January and December) are listed in chronological order.

ALAMO BOWL

Year	Player, Team, Position
1993	Dave Barr, California, quarterback (offense) Jerritt Willard, California, linebacker (defense) Larry Blue, Iowa, defensive tackle (sportsmanship award)
1994	Chad Davis, Washington St., quarterback (offense) Ron Childs, Washington St., linebacker (defense) Adrian Robinson, Baylor, defensive back (sportsmanship award)
1995	Kyle Bryant, Texas A&M, kicker (offense) Keith Mitchell, Texas A&M, linebacker (defense) Jarrett Irons, Michigan, linebacker (sportsmanship award)
1996	Sedrick Shaw, Iowa, running back (offense) James DeVries, Iowa, defensive lineman (defense) Shane Dunn, Texas Tech (sportsmanship award)
1997	Billy Dicken, Purdue, quarterback (offense) Adrian Beasley, Purdue, safety (defense) Kevin Williams, Oklahoma St., cornerback (sportsmanship award)
1998	Drew Brees, Purdue, quarterback (offense) Rosevelt Colvin, Purdue, defensive end (defense) Jarrod Cooper, Kansas St., free safety (sportsmanship award)
1999	Rashard Casey, Penn St., quarterback (offense) LaVar Arrington, Penn St., linebacker (defense)
2000	Dan Alexander, running back, Nebraska (offense) Kyle Vanden Bosch, defensive line, Nebraska (defense)
2001	Aaron Greving, running back, Iowa (offense) Derrick Pickens, defensive line, Iowa (defense)
2002	Brooks Bollinger, Wisconsin, quarterback (offense) Jeff Mack, Wisconsin, linebacker (defense) Zac Colvin, Colorado, wide receiver (sportsmanship award)
2003	Jammal Lord, Nebraska, quarterback (offense) Trevor Johnson, Nebraska, defensive end (defense) Joe Tate, Michigan St., offensive guard (sportsmanship award)

CAPITAL ONE BOWL (Formerly Tangerine Bowl and Florida Citrus Bowl)

Year	Player, Team, Position
1949	Dale McDaniels, Murray St. Ted Scown, Sul Ross St.
1950	Don Henigan, St. Vincent Chick Davis, Emory & Henry
1951	Pete Anania, Charleston (W.V.) Charles Hubbard, Charleston (W.V.)
1952	Bill Johnson, Stetson Dave Laude, Stetson
1953	Marvin Brown, Tex. A&M-Commerce
1954	Billy Ray Norris, Tex. A&M-Commerce Bobby Spann, Arkansas St.
1955	Bill Englehardt, Neb.-Omaha
1956	Pat Tarquinio, Juniata
1957	Ron Mills, West Tex. A&M
1958	Garry Berry, Tex. A&M-Commerce Neal Hinson, Tex. A&M-Commerce Sam McCord, Tex. A&M-Commerce
1960	Bucky Pitts, Middle Tenn. Bob Waters, Presbyterian Jerry Nettles, Citadel

Year	Player, Team, Position
1961	Win Herbert, Lamar
1962	Joe Lopasky, Houston Billy Roland, Houston
1963	Sharon Miller, Western Ky.
1964	Bill Cline, East Caro. Jerry Wheelchel, Massachusetts
1965	Dave Alexander, East Caro.
1966	Willie Lanier, Morgan St.
1967	Errol Hook, Tenn.-Martin Gordon Lambert, Tenn.-Martin
1968	Buster O'Brien, Richmond, back Walker Gillette, Richmond, lineman Chuck Ealy, Toledo, back Dan Crockett, Toledo, lineman
1969	Chuck Ealy, Toledo, back
1970	Chuck Ealy, Toledo, back Vince Hubler, William & Mary, lineman
1971	Chuck Ealy, Toledo, back Mel Long, Toledo, lineman
1972	Freddie Solomon, Tampa, back Jack Lambert, Kent St., lineman
1973	Chuck Varner, Miami (Ohio), back Brad Cousino, Miami (Ohio), lineman
1974	Sherman Smith, Miami (Ohio), back Brad Cousino, Miami (Ohio), lineman (tie) John Roudebush, Miami (Ohio), lineman (tie)
1975	Rob Carpenter, Miami (Ohio), back Jeff Kelly, Miami (Ohio), lineman
1976	Terry Miller, Oklahoma St., back Phillip Dokes, Oklahoma St., lineman
Most Valuable Player (1977-Present)	
1977	Jimmy Jordan, Florida St., quarterback
1978	Ted Brown, North Carolina St., running back
1979	David Woodley, LSU, quarterback
1980	Cris Collinsworth, Florida, wide receiver
1981	Jeff Gaylor, Missouri, linebacker
1982	Randy Campbell, Auburn, quarterback
1983	Johnnie Jones, Tennessee, running back
1984	James Jackson, Georgia, quarterback
1985	Larry Kolic, Ohio St., middle guard
1987	Aundray Bruce, Auburn, linebacker
1988	Rodney Williams, Clemson, quarterback
1989	Terry Allen, Clemson, tailback
1990	Jeff George, Illinois, quarterback
1991	Shawn Jones, Georgia Tech, quarterback
1992	Mike Pawlawski, California, quarterback
1993	Garrison Hearst, Georgia, running back
1994	Bobby Ingram, Penn St., wide receiver (overall) Charlie Garner, Tennessee, tailback (offense) Lee Rubin, Penn St., free safety (defense) Raymond Austin, Tennessee, strong safety (defense)
1995	Sherman Williams, Alabama, running back (overall) Joey Galloway, Ohio St., wide receiver (offense) Damejan Jeffries, Alabama, defensive end (defense) Matt Finks, Ohio St., defensive end (defense)
1996	Jay Graham, Tennessee, running back (overall) Rickey Dudley, Ohio St., tight end (offense) Leonard Little, Tennessee, defensive end (defense) Matt Finks, Ohio St., defensive end (defense)
1997	Peyton Manning, Tennessee, quarterback (overall) Brian Musso, Northwestern, wide receiver (offense) Tyronne Hines, Tennessee, linebacker (defense) Mike Nelson, Northwestern, linebacker (defense)
1998	Fred Taylor, Florida, tailback (overall) Fred Weary, Florida, cornerback (defense) Chris Eberly, Penn St., tailback (offense) Brandon Short, Penn St., linebacker (defense)
1999	Anthony Thomas, Michigan, running back Sam Sword, Michigan, linebacker (defense)
2000	Plaxico Burress, Michigan St., wide receiver (overall) Travis Taylor, Florida, wide receiver (offense) Julien Peterson, Michigan St. (defense) Andra Davis, Florida (defense)
2001	Anthony Thomas, Michigan, running back (overall)

Year	Player, Team, Position
	Ben Leard, Auburn, quarterback (offense) Javar Mills, Auburn, defensive end (defense) Eric Wilson, Michigan, defensive line (defense)
2002	Casey Clausen, Tennessee, quarterback (overall) B.J. Askew, Michigan, running back (offense) John Henderson, Tennessee, defensive line (defense)
2003	Larry Foote, Michigan, linebacker (defense) Ronnie Brown, Auburn, running back (overall) Michael Robinson, Penn St., quarterback (offense) Dontarrious Thomas, Auburn, linebacker (defense) Anthony Adams, Penn St., defensive tackle (defense)
2004	David Greene, Georgia, quarterback

CONTINENTAL TIRE BOWL

Year	Player, Team, Position
2002	Wali Luna, Virginia, running back
2003	Matt Schaub, Virginia, quarterback

COTTON BOWL

Year	Player, Team, Position
1937	Ki Aldrich, TCU, center Sammy Baugh, TCU, quarterback L.D. Meyer, TCU, end
1938	Ernie Lain, Rice, back Byron "Whizzer" White, Colorado, quarterback
1939	Jerry Dowd, St. Mary's (Tex.), center Elmer Tarbox, Texas Tech, back
1940	Banks McFadden, Clemson, back
1941	Charles Henke, Texas A&M, guard John Kimbrough, Texas A&M, fullback Chp Ruff, Texas A&M, tackle Lou De Filippo, Fordham, center Joe Ungerer, Fordham, tackle
1942	Martin Ruby, Texas A&M, tackle Jimmy Nelson, Alabama, halfback Holt Rast, Alabama, end Don Whitmire, Alabama, tackle
1943	Jack Freeman, Texas, guard Roy McKay, Texas, fullback Stanley Mauldin, Texas, tackle Harvey Hardy, Georgia Tech, guard Jack Marshall, Georgia Tech, end
1944	Joe Parker, Texas, end Martin Ruby, Randolph Field, tackle Glenn Dobbs, Randolph Field, quarterback
1945	Neil Armstrong, Oklahoma St., end Bob Fenimore, Oklahoma St., back Ralph Foster, Oklahoma St., tackle Hub Bechtol, Texas, end
1946	Bobby Layne, Texas, back Jim Kekeris, Missouri, tackle Alton Baldwin, Arkansas, end Y.A. Tittle, LSU, quarterback
1948	Doak Walker, Southern Methodist, back Steve Suhey, Penn St., guard
1949	Kyle Rote, Southern Methodist, back Doak Walker, Southern Methodist, back Brad Ecklund, Oregon, center Norm Van Brocklin, Oregon, quarterback Billy Burkhalter, Rice, halfback Joe Watson, Rice, center James "Froggie" Williams, Rice, end
1951	Bud McFadin, Texas, guard Andy Kozar, Tennessee, fullback Hank Lauricella, Tennessee, halfback Horace "Bud" Sherrrod, Tennessee, defensive end
1952	Keith Flowers, TCU, fullback Emery Clark, Kentucky, halfback Ray Correll, Kentucky, guard Vito "Babe" Parilli, Kentucky, quarterback

Year	Player, Team, Position
1953	Richard Ochoa, Texas, fullback Harley Sewell, Texas, guard Bob Griesbach, Tennessee, linebacker
1954	Richard Chapman, Rice, tackle Dan Hart, Rice, end Dicky Maegle, Rice, halfback
1955	Bud Brooks, Arkansas, guard George Humphreys, Georgia Tech, fullback
1956	Buddy Alliston, Mississippi, guard Eagle Day, Mississippi, quarterback
1957	Norman Hamilton, TCU, tackle Jim Brown, Syracuse, halfback
1958	Tom Forrestal, Navy, quarterback Tony Stremic, Navy, guard
1959	Jack Spikes, TCU, fullback Dave Phillips, Air Force, tackle
1960	Maurice Duke, Texas, guard Ernie Davis, Syracuse, halfback
1961	Lance Alworth, Arkansas, halfback Dwight Bumgarner, Duke, tackle
1962	Mike Cotten, Texas, quarterback Bob Moser, Texas, end
1963	Johnny Treadwell, Texas, guard Lynn Amedee, LSU, quarterback
1964	Scott Appleton, Texas, tackle Duke Carlisle, Texas, quarterback
1965	Ronnie Caveness, Arkansas, linebacker Fred Marshall, Arkansas, quarterback
1966	Joe Labruzzo, LSU, tailback David McCormick, LSU, tackle
1966	Kent Lawrence, Georgia, tailback George Patton, Georgia, tackle
1968	Grady Allen, Texas A&M, defensive end Edd Hargett, Texas A&M, quarterback
1969	Bill Hobbs, Texas A&M, linebacker Tom Campbell, Texas, linebacker Charles "Cotton" Speyrer, Texas, wide receiver
1970	James Street, Texas, quarterback Steve Worster, Texas, fullback
1971	Bob Olson, Notre Dame, linebacker Eddie Phillips, Texas, quarterback Clarence Ellis, Notre Dame, cornerback
1972	Bruce Bannon, Penn St., defensive end Lydell Mitchell, Penn St., running back
1973	Randy Braband, Texas, linebacker Alan Lowry, Texas, quarterback
1974	Waide Johnston, Texas, linebacker Tony Davis, Nebraska, tailback
1975	Ken Quesenberry, Baylor, safety Tom Shuman, Penn St., quarterback
1976	Ike Forte, Arkansas, running back Hal McAfee, Arkansas, linebacker
1977	Alois Blackwell, Houston, running back Mark Mohr, Houston, cornerback
1978	Vagas Ferguson, Notre Dame, running back Bob Golic, Notre Dame, linebacker
1979	David Hodge, Houston, linebacker Joe Montana, Notre Dame, quarterback
1980	Terry Elston, Houston, quarterback David Hodge, Houston, linebacker
1981	Warren Lyles, Alabama, nose guard Major Ogilvie, Alabama, running back
1982	Robert Brewer, Texas, quarterback Robbie Jones, Alabama, linebacker
1983	Wes Hopkins, Southern Methodist, strong safety Lance McIlhenny, Southern Methodist, quarterback
1984	Jeff Leiding, Texas, linebacker John Lastinger, Georgia, quarterback
1985	Bill Romanowski, Boston College, linebacker Steve Strachan, Boston College, fullback
1986	Domingo Bryant, Texas A&M, strong safety Bo Jackson, Auburn, tailback
1987	Chris Spielman, Ohio St., linebacker Roger Vick, Texas A&M, fullback
1988	Adam Bob, Texas A&M, linebacker Bucky Richardson, Texas A&M, quarterback
1989	LaSalle Harper, Arkansas, linebacker Troy Aikman, UCLA, quarterback
1990	Carl Pickens, Tennessee, free safety Chuck Webb, Tennessee, tailback
1991	Craig Erickson, Miami (Fla.), quarterback Russell Maryland, Miami (Fla.), defensive lineman
1992	Sean Jackson, Florida St., running back Chris Crooms, Texas A&M, safety
1993	Rick Mirer, Notre Dame, quarterback Devon McDonald, Notre Dame, defensive end
1994	Lee Becton, Notre Dame, running back Antonio Shorter, Texas A&M, linebacker

Year	Player, Team, Position
1995	Keyshawn Johnson, Southern California, wide receiver John Herpin, Southern California, cornerback
1996	Herschell Troutman, Colorado, running back Marcus Washington, Colorado, defensive back
1997	Steve Sarkisian, Brigham Young, quarterback Kevin Lockett, Kansas St., wide receiver Shay Muirbrook, Brigham Young, linebacker
1998	Cade McNown, UCLA, quarterback Dat Nguyen, Texas A&M, linebacker
1999	Ricky Williams, Texas, running back Aaron Babino, Texas, linebacker
2000	Cedric Cobbs, Arkansas, running back D.J. Cooper, Arkansas, linebacker
2001	Jonathan Beasley, Kansas St., quarterback Chris Johnson, Kansas St., defensive end
2002	Quentin Griffin, Oklahoma, running back Roy Williams, Oklahoma, defensive back
2003	Roy Williams, Texas, wide receiver (offense) Cory Redding, Texas, defensive line (defense)
2004	Eli Manning, Mississippi, quarterback (offense) Josh Cooper, Mississippi, defensive line (defense)

FIESTA BOWL

Year	Player, Team, Position
1971	Gary Huff, Florida St., quarterback Junior Ah You, Arizona St., defensive end
1972	Woody Green, Arizona St., halfback Mike Fink, Missouri, defensive back
1973	Greg Hudson, Arizona St., split end Mike Haynes, Arizona St., cornerback
1974	Kenny Walker, Oklahoma St., running back Phillip Dokes, Oklahoma St., defensive tackle
1975	John Jefferson, Arizona St., split end Larry Gordon, Arizona St., linebacker
1976	Thomas Lott, Oklahoma, quarterback Terry Peters, Oklahoma, cornerback
1977	Matt Millen, Penn St., linebacker Dennis Sproul, Arizona St., quarterback (sportsmanship award)
1978	James Owens, UCLA, running back Jimmy Walker, Arkansas, defensive tackle
1979	Kenny Easley, UCLA, safety (sportsmanship award) Mark Schubert, Pittsburgh, kicker Dave Liggins, Arizona, safety Dan Fidler, Pittsburgh, offensive guard (sportsmanship award)
1980	Curt Warner, Penn St., running back Frank Case, Penn St., defensive end (sportsmanship award)
1982	Curt Warner, Penn St., running back Leo Wisniewski, Penn St., nose tackle George Achica, Southern California, nose guard (sportsmanship award)
1983	Marcus Dupree, Oklahoma, running back Jim Jeffcoat, Arizona St., defensive lineman Paul Ferrer, Oklahoma, center (sportsmanship award)
1984	John Congemi, Pittsburgh, quarterback Rowland Tatum, Ohio St., linebacker (sportsmanship award)
1985	Gaston Green, UCLA, tailback James Washington, UCLA, defensive back Bruce Fleming, Miami (Fla.), linebacker (sportsmanship award)
1986	Jamie Morris, Michigan, running back Mark Messner, Michigan, defensive tackle Mike Mallory, Michigan, linebacker (sportsmanship award)
1987	D.J. Dozier, Penn St., running back Shane Conlan, Penn St., linebacker Paul O'Connor, Miami (Fla.), offensive guard (sportsmanship award)
1988	Danny McManus, Florida St., quarterback Neil Smith, Nebraska, defensive lineman Steve Forch, Nebraska, linebacker (sportsmanship award)
1989	Tony Rice, Notre Dame, quarterback Frank Stams, Notre Dame, defensive end Chris Parker, West Virginia, defensive lineman (sportsmanship award)
1990	Peter Tom Willis, Florida St., quarterback Odell Haggins, Florida St., nose guard Jake Young, Nebraska, center (sportsmanship award)
1991	Browning Nagle, Louisville, quarterback Ray Buchanan, Louisville, free safety
1992	O.J. McDuffie, Penn St., wide receiver Reggie Givens, Penn St., outside linebacker

Year	Player, Team, Position
1993	Marvin Graves, Syracuse, quarterback Kevin Mitchell, Syracuse, nose guard Chuck Levy, Arizona, running back
1994	Tedy Bruschi, Arizona, defensive end Paul White, Miami (Fla.), cornerback (sportsmanship award)
1995	Kordell Stewart, Colorado, quarterback Shannon Clavelle, Colorado, defensive tackle Oliver Gibson, Notre Dame, nose guard (sportsmanship award)
1996	Tommie Frazier, Nebraska, quarterback Michael Booker, Nebraska, cornerback Danny Wuerrffel, Florida, quarterback (sportsmanship award)
1997	Curtis Enis, Penn St., tailback Brandon Noble, Penn St., defensive tackle Ryan Fiebigler, Texas, center (sportsmanship award)
1998	Michael Bishop, Kansas St., quarterback Travis Ochs, Kansas St., linebacker Jason Walters, Syracuse, end (sportsmanship)
1999	Peerless Price, Tennessee, wide receiver Dwayne Goodrich, Tennessee, cornerback Ross Brannon, Florida St., offensive tackle (sportsmanship)
2000	Eric Crouch, Nebraska, quarterback Mike Brown, Nebraska, defensive back (defense)
2001	Jonathan Smith, Oregon St., quarterback Darnell Robinson, Oregon St., linebacker
2002	Joey Harrington, Oregon, quarterback Steve Smith, Oregon, defensive back
2003	Craig Krenzel, Ohio St., quarterback Mike Doss, Ohio St., defensive back
2004	Craig Krenzel, Ohio St., quarterback

FORT WORTH BOWL

Year	Player, Team, Position
2003	T.J. Acree, Boise St., wide receiver

GATOR BOWL

Year	Player, Team
1946	Nick Sacrinty, Wake Forest
1947	Joe Golding, Oklahoma
1948	Lu Gambino, Maryland
1949	Bobby Gage, Clemson
1950	Bob Ward, Maryland
1951	Eddie Talboom, Wyoming
1952	Jim Dooley, Miami (Fla.)
1953	Marv Matuszak, Tulsa John Hall, Florida
1954	Vince Dooley, Auburn Bobby Cavazos, Texas Tech
1954	Billy Hooper, Baylor Joe Childress, Auburn
1955	Joe Childress, Auburn Don Orr, Vanderbilt
1956	Corny Salvaterra, Pittsburgh Wade Mitchell, Georgia Tech
1957	John David Crow, Texas A&M Bobby Gordon, Tennessee
1958	Dave Hudson, Florida Bobby Franklin, Mississippi
1960	Maxie Baughan, Georgia Tech Jim Mooty, Arkansas
1960	Bobby Ply, Baylor Larry Libertore, Florida
1961	Joe Auer, Georgia Tech Galen Hall, Penn St.
1962	Dave Robinson, Penn St. Tom Shannon, Florida
1963	David Sicks, Air Force Ken Willard, North Carolina
1965	Carl McAdams, Oklahoma Fred Biletnikoff, Florida St. Steve Tensi, Florida
1965	Donny Anderson, Texas Tech Lenny Snow, Georgia Tech
1966	Floyd Little, Syracuse Dewey Warren, Tennessee
1967	Tom Sherman, Penn St. Kim Hammond, Florida St.
1968	Mike Hall, Alabama Terry McMillan, Missouri
1969	Curt Watson, Tennessee Mike Kelley, Florida
1971	Archie Manning, Mississippi Pat Sullivan, Auburn
1971	James Webster, North Carolina Jimmy Poulos, Georgia
1972	Mark Cooney, Colorado Wade Whately, Auburn

Year Player, Team, Position

1973	Haskell Stanback, Tennessee
	Joe Barnes, Texas Tech
1974	Earl Campbell, Texas
	Phil Gargis, Auburn
1975	Sammy Green, Florida
	Steve Atkins, Maryland
1976	Jim Cefalo, Penn St.
	Al Hunter, Notre Dame
1977	Jerry Butler, Clemson
	Matt Cavanaugh, Pittsburgh
1978	Art Schlichter, Ohio St.
	Steve Fuller, Clemson
1979	John Wangler, Michigan
	Anthony Carter, Michigan
	Matt Kupec, North Carolina
	Amos Lawrence, North Carolina
1980	George Rogers, South Carolina
	Rick Trocano, Pittsburgh
1981	Gary Anderson, Arkansas
	Kelvin Bryant, North Carolina
	Ethan Horton, North Carolina
1982	Paul Woodside, West Virginia
	Greg Allen, Florida St.
1983	Owen Gill, Iowa
	Tony Lilly, Florida
1984	Mike Hold, South Carolina
	Thurman Thomas, Oklahoma St.
1985	Thurman Thomas, Oklahoma St.
	Chip Ferguson, Florida St.
1986	Brad Muster, Stanford
	Rodney Williams, Clemson
1987	Harold Green, South Carolina
	Wendell Davis, LSU
1989	Andre Rison, Michigan St.
	Wayne Johnson, Georgia
1989	Mike Fox, West Virginia
	Levon Kirkland, Clemson
1991	Tyrone Ashley, Mississippi
	Michigan offensive line: Tom Dohring, Matt Elliott, Steve Everitt, Dean Dingman, Greg Skrepenak
1991	Cale Gundy, Oklahoma
	Tyrone Lewis, Virginia
1992	Errict Rheett, Florida
	Reggie Lawrence, North Carolina St.
1993	Brian Burgdorf, Alabama
	Corey Holliday, North Carolina
1994	James Stewart, Tennessee
	Dwayne Thomas, Virginia Tech
1996	Donovan McNabb, Syracuse, quarterback
	Peter Ford, Clemson, cornerback
1997	Oscar Davenport, North Carolina, quarterback
	David Saunders, West Virginia, wide receiver
1998	Chris Keldorf, North Carolina, quarterback
	Al Clark, Virginia Tech, quarterback
1999	Dez White, Georgia Tech, wide receiver
	Joe Hamilton, Georgia Tech, running back
	Autry Denson, Notre Dame, running back
2000	Nate Webster, Miami (Fla.), linebacker
2001	Michael Vick, Virginia Tech, quarterback
2002	Chris Rix, Florida St., quarterback
2003	Phillip Rivers, North Carolina St., quarterback
2004	Scott McBrien, Maryland, quarterback

GMAC BOWL**(Formerly Mobile Alabama Bowl)****Year Player, Team, Position**

1999	Casey Printers, TCU, quarterback
2000	LaDainian Tomlinson, TCU, running back (overall)
	LeRoy Handy, Southern Miss., wide receiver (offense)
	Leo Barnes, Southern Miss., defensive back (defense)
2001	Byron Leftwich, Marshall, quarterback
2002	Byron Leftwich, Marshall, quarterback
2003	Ben Roethlisberger, Miami (Ohio), quarterback (overall)
	Martin Nance, Miami (Ohio), wide receiver (offense)
	Matt Pusateri, Miami (Ohio), defensive back (defense)
	Jared Parseghian, Miami (Ohio), kicker (special teams)

HAWAII BOWL**Year Player, Team, Position**

2002	Lynaris Elpheage, Tulane, cornerback
------	--------------------------------------

Year Player, Team, Position

2003	Timmy Chang, Hawaii, quarterback (Hawaii MVP)
	Jackie Battle, Houston, running back (Houston MVP)

HOLIDAY BOWL**Year Player, Team, Position**

1978	Phil McConkey, Navy, wide receiver
1979	Marc Wilson, Brigham Young, quarterback
	Tim Wilbur, Indiana, cornerback
1980	Jim McMahon, Brigham Young, quarterback
	Craig James, Southern Methodist, running back
1981	Jim McMahon, Brigham Young, quarterback
	Kyle Whittingham, Brigham Young, linebacker
1982	Tim Spencer, Ohio St., running back
	Garcia Lane, Ohio St., cornerback
1983	Steve Young, Brigham Young, quarterback
	Bobby Bell, Missouri, defensive end
1984	Robbie Bosco, Brigham Young, quarterback
	Leon White, Brigham Young, linebacker
1985	Bobby Joe Edmonds, Arkansas, running back
	Greg Battle, Arizona St., linebacker
1986	Todd Santos, San Diego St., quarterback (co-offensive)
	Mark Vlasic, Iowa, quarterback (co-offensive)
	Richard Brown, San Diego St., linebacker
1987	Craig Burnett, Wyoming, quarterback
	Anthony Wright, Iowa, cornerback
1988	Barry Sanders, Oklahoma St., running back
	Sim Drain, Oklahoma St., linebacker
1989	Blair Thomas, Penn St., running back
	Ty Detmer, Brigham Young, quarterback
1990	Bucky Richardson, Texas A&M, quarterback
	William Thomas, Texas A&M, linebacker
1991	Ty Detmer, Brigham Young, quarterback
	Josh Arnold, Brigham Young, defensive back (co-defensive)
	Carlos James, Iowa, defensive back (co-defensive)
1992	Michael Carter, Hawaii, quarterback
	Junior Tagooai, Hawaii, defensive tackle
1993	John Walsh, Brigham Young, quarterback (co-offensive)
	Raymont Harris, Ohio St., running back (co-offensive)
	Lorenzo Styles, Ohio St., linebacker
1994	Todd Collins, Michigan, quarterback (co-offensive)
	Anthony Hill, Colorado St., quarterback (co-offensive)
	Matt Dyson, Michigan, linebacker
1995	Brian Kavanagh, Kansas St., quarterback (offense)
	Mario Smith, Kansas St., defensive back (defense)
1996	Koy Detmer, Colorado, quarterback (offense)
	Nick Ziegler, Colorado, defensive end (defense)
1997	Moses Moreno, Colorado St., quarterback
	Darran Hall, Colorado St., wide receiver
1998	Keith Smith, Arizona, quarterback
	Chris McAlister, Arizona, cornerback
1999	Jonathan Beasley, Kansas St., quarterback
	Darren Howard, Kansas St., linebacker
2000	Joey Harrington, Oregon, quarterback
2001	Major Applewhite, Texas, quarterback (co-offensive)
	Willie Hurst, Washington, tailback (co-offensive)
	Derrick Johnson, Texas, linebacker (defensive)
2002	Ell Roberson, Kansas St., quarterback (offense)
	Terrell Suggs, Arizona St., defensive end (defense)
2003	Sammy Moore, Washington St., wide receiver (offense)
	Kyle Basler, Washington St., punter (defense)

HOUSTON BOWL**(Formerly galleryfurniture.com Bowl)****Year Player, Team, Position**

2001	Byron Jones, Texas A&M, defensive back (overall)
	Joe Weber, Texas A&M, running back (offense)
2002	Rashaun Woods, Oklahoma St., wide receiver (overall/offense)
2003	B.J. Symons, Texas Tech, quarterback (overall/offense)

MPC COMPUTERS BOWL**(Formerly Humanitarian Bowl)****Year Player, Team, Position**

1997	Steve Smith, Utah St., wide receiver
	Chad Plummer, Cincinnati, quarterback
1998	Lee Roberts, Southern Miss., quarterback
	John Walsh, Idaho, quarterback

Year Player, Team, Position

1999	Brock Forsey, Boise St., running back
	Chris Redman, Louisville, quarterback
2000	Bart Hendricks, Boise St., quarterback
	Chris Porter, UTEP, running back
2001	Woodrow Dantzler, Clemson, quarterback
2002	Bobby Hammer, Boise St., defensive lineman
2003	P.J. Daniels, Georgia Tech, running back

INDEPENDENCE BOWL**Year Player, Team, Position**

1976	Terry McFarland, McNeese St., quarterback
	Terry Clark, Tulsa, cornerback
1977	Keith Thibodeaux, Louisiana Tech, quarterback
	Otis Wilson, Louisville, linebacker
1978	Theodore Sutton, East Caro., fullback
	Zack Valentine, East Caro., defensive end
1979	Joe Morris, Syracuse, running back
	Clay Carroll, McNeese St., defensive tackle
1980	Stephan Starring, McNeese St., quarterback
	Jerald Baylis, Southern Miss., nose guard
1981	Gary Kubiak, Texas A&M, quarterback
	Mike Green, Oklahoma St., linebacker
1982	Randy Wright, Wisconsin, quarterback
	Tim Krumrie, Wisconsin, nose guard
1983	Marty Louthan, Air Force, quarterback
	Andre Townsend, Mississippi, defensive tackle
1984	Bart Weiss, Air Force, quarterback
	Scott Thomas, Air Force, safety
1985	Rickey Foggie, Minnesota, quarterback
	Bruce Holmes, Minnesota, linebacker
1986	Mark Young, Mississippi, quarterback
	James Mosley, Texas Tech, defensive end
1987	Chris Chandler, Washington, quarterback
	David Rill, Washington, linebacker
1988	James Henry, Southern Miss., punt returner/cornerback
1989	Bill Musgrave, Oregon, quarterback
	Chris Oldham, Oregon, defensive back
1990	Mike Richardson, Louisiana Tech, running back
	Lorenzo Baker, Louisiana Tech, linebacker
1991	Andre Hastings, Georgia, flanker
	Torrey Evans, Georgia, linebacker
1992	Todd Dixon, Wake Forest, split end
1993	Maurice DeShazo, Virginia Tech, quarterback
	Antonio Banks, Virginia Tech, safety
1994	Mike Groh, Virginia, quarterback
	Mike Frederick, Virginia, defensive end
1995	Kevin Faulk, LSU, running back
	Gabe Northern, LSU, defensive end
1996	Dameyune Craig, Auburn, quarterback
	Takeo Spikes, Auburn, linebacker
	Ben Kotwica, Army, linebacker
1997	Rondell Mealey, LSU, running back
	Arnold Miller, LSU, defensive end
1998	Romaro Miller, Mississippi, quarterback
1999	Tim Strickland, Mississippi, cornerback
2000	Ja'Mar Toombs, Texas A&M, running back
	Willie Blade, Mississippi St., defensive tackle
2001	Seneca Wallace, Iowa St., quarterback
	Waine Bacon, Alabama, safety (co-defense)
	Matt Word, Iowa St., linebacker (co-defense)
2002	Eli Manning, Mississippi, quarterback (offense)
	Chris Kelsay, Nebraska, defensive end (defense)
2003	Cedric Cobbs, Arkansas, running back (offense)
	Caleb Miller, Arkansas, linebacker (defense)

INSIGHT BOWL**(Formerly Copper Bowl and Insight.com Bowl)****Year Player, Team, Position**

1989	Shane Montgomery, North Carolina St., quarterback
	Scott Geyer, Arizona, defensive back
1990	Mike Pawlawski, California, quarterback
	Robert Midgett, Wyoming, linebacker
1991	Vaughn Dunbar, Indiana, tailback
	Mark Hagen, Indiana, linebacker
1992	Drew Bledsoe, Washington St., quarterback (overall)
	Phillip Bobo, Washington St., wide receiver (offense)
	Kareem Leary, Utah, defensive back (defense)
1993	Andre Coleman, Kansas St., wide receiver (offense)
	Kenny McEntyre, Kansas St., cornerback (defense)
1994	John Walsh, Brigham Young, quarterback (overall)
	Jamal Willis, Brigham Young, running back (offense)
	Broderick Simpson, Oklahoma, linebacker (defense)

Year	Player, Team, Position
1995	Byron Hanspard, Texas Tech, running back (overall)
	Zebbie Lethridge, Texas Tech, quarterback (offense)
	Mickey Dalton, Air Force, cornerback (defense)
1996	Ron Dayne, Wisconsin, running back
1997	Kelvin Eafon, Arizona, running back
1998	Julian Jones, Missouri, free safety
1999	Cortlen Johnson, Colorado, running back
2000	Sage Rosenfels, Iowa St., quarterback (offense)
	Reggie Hayward, Iowa St., defensive end (defense)
2001	James Mungro, Syracuse, running back
2002	Brandon Miree, Pittsburgh, running back (offense)
	Claude Harriott, Pittsburgh, defensive lineman (defense)
	Derek Anderson, Oregon St., quarterback (sportsmanship)
2003	Aaron Rodgers, California, quarterback (offense)
	Ryan Gutierrez, California, defensive back (defense)

LAS VEGAS BOWL

Year	Player, Team, Position
1992	Chris Vargas, Nevada, quarterback
1993	Anthony Calvillo, Utah St., quarterback
	Mike Neu, Ball St., quarterback
1994	Henry Bailey, UNLV, running back
1995	Wasean Tait, Toledo, running back
	Alex Van Dyke, Nevada, wide receiver
1996	Brad Maynard, Ball St., punter
	Mike Crawford, Nevada, linebacker
1997	Pat Johnson, Oregon, wide receiver
	Bryce Fisher, Air Force, defensive tackle
1998	Joe Tuipala, San Diego St., linebacker
	Ronald Curry, North Carolina, quarterback
1999	Mike Anderson, Utah, running back
2000	Jason Thomas, UNLV, quarterback
	Boo Williams, Arkansas, wide receiver
2001	Dameon Hunter, Utah, running back
	Troy Polamalu, Southern California, safety
2002	Craig Bragg, UCLA, wide receiver
2003	Steven Jackson, Oregon St., running back

LIBERTY BOWL

Year	Player, Team
1959	Jay Huffman, Penn St.
1960	Dick Hoak, Penn St.
1961	Ernie Davis, Syracuse
1962	Terry Baker, Oregon St.
1963	Ode Burrell, Mississippi St.
1964	Ernest Adler, Utah
1965	Tom Bryan, Auburn
1966	Jimmy Cox, Miami (Fla.)
1967	Jim Donnan, North Carolina St.
1968	Steve Hindman, Mississippi
1969	Bob Anderson, Colorado
1970	Dave Abercrombie, Tulane
1971	Joe Ferguson, Arkansas
1972	Jim Stevens, Georgia Tech
1973	Stan Fritts, North Carolina St.
1974	Randy White, Maryland
1975	Ricky Bell, Southern California
1976	Barry Krauss, Alabama
1977	Matt Kupec, North Carolina
1978	James Wilder, Missouri
1979	Roch Hontas, Tulane
1980	Mark Herrmann, Purdue
1981	Eddie Meyers, Navy
1982	Jeremiah Castille, Alabama
1983	Doug Flutie, Boston College
1984	Bo Jackson, Auburn
1985	Cody Carlson, Baylor
1986	Jeff Francis, Tennessee
1987	Greg Thomas, Arkansas
1988	Dave Schnell, Indiana
1989	Randy Baldwin, Mississippi
1990	Rob Perez, Air Force
1991	Rob Perez, Air Force
1992	Cassius Ware, Mississippi
1993	Jeff Brohm, Louisville
1994	Johnny Johnson, Illinois
1995	Kwame Ellis, Stanford, cornerback
1996	Malcolm Thomas, Syracuse, running back
1997	Sherrod Gideon, Southern Miss., wide receiver
1998	Shaun King, Tulane, quarterback
1999	Adaluis Thomas, Southern Miss., defensive end
2000	Cecil Sapp, Colorado St., running back

Year	Player, Team, Position
2001	David Ragone, Louisville, quarterback
2002	LaTarence Dunbar, TCU, wide receiver (offense)
	Jason Goss, TCU, defensive back (defense)
2003	Brandon Warfield, Utah, running back

MOTOR CITY BOWL

Year	Player, Team, Position
1997	Deuce McCallister, Mississippi, running back
	B.J. Cohen, Marshall, defensive end
1998	Chad Pennington, Marshall, quarterback
1999	Doug Chapman, Marshall, running back
2000	Byron Leftwich, Marshall, quarterback
	Michael Owens, Marshall, roverback
2001	Chester Taylor, Toledo, running back
	David Gardner, Toledo, defensive line
2002	Brian St. Pierre, Boston College, quarterback
2003	Jason Wright, Northwestern, running back (co-MVP)
	Josh Harris, Bowling Green, quarterback (co-MVP)

MUSIC CITY BOWL

Year	Player, Team, Position
1998	Corey Moore, Virginia Tech, defensive end
1999	James Mungro, Syracuse, running back
2000	Brad Lewis, West Virginia, quarterback
2001	William Green, Boston College, running back
2002	Dan Nystrom, Minnesota, place kicker
2003	Jason Campbell, Auburn, quarterback

NEW ORLEANS BOWL

Year	Player, Team, Position
2001	Justin Gallimore, Colorado St., defensive back
2002	Kevin Galbreath, North Texas, running back
2003	Danny Wimprine, Memphis, quarterback

ORANGE BOWL

Year	Player, Team, Position
1965	Joe Namath, Alabama, quarterback
1966	Steve Sloan, Alabama, quarterback
1967	Larry Smith, Florida, tailback
1968	Bob Warmack, Oklahoma, quarterback
1969	Donnie Shanklin, Kansas, halfback
1970	Chuck Burkhardt, Penn St., quarterback
	Mike Reid, Penn St., defensive tackle
1971	Jerry Tagge, Nebraska, quarterback
	Willie Harper, Nebraska, defensive end
1972	Jerry Tagge, Nebraska, quarterback
	Rich Glover, Nebraska, defensive guard
1973	Johnny Rodgers, Nebraska, wingback
	Rich Glover, Nebraska, defensive guard
1974	Tom Shuman, Penn St., quarterback
	Randy Crowder, Penn St., defensive tackle
1975	Wayne Bullock, Notre Dame, fullback
	Leroy Cook, Alabama, defensive end
1976	Steve Davis, Oklahoma, quarterback
	Lee Roy Selmon, Oklahoma, defensive tackle
1977	Rod Gerald, Ohio St., quarterback
	Tom Cousineau, Ohio St., linebacker
1978	Roland Sales, Arkansas, running back
	Reggie Freeman, Arkansas, nose guard
1979	Billy Sims, Oklahoma, running back
	Reggie Kinlaw, Oklahoma, nose guard
1980	J.C. Watts, Oklahoma, quarterback
	Bud Hebert, Oklahoma, free safety
1981	J.C. Watts, Oklahoma, quarterback
	Jarvis Coursey, Florida St., defensive end
1982	Homer Jordan, Clemson, quarterback
	Jeff Davis, Clemson, linebacker
1983	Turner Gill, Nebraska, quarterback
	Dave Rimington, Nebraska, center
1984	Bernie Kosar, Miami (Fla.), quarterback
	Jack Fernandez, Miami (Fla.), linebacker
1985	Jacque Robinson, Washington, tailback
	Ron Holmes, Washington, defensive tackle
1986	Sonny Brown, Oklahoma, defensive back
	Tim Lashar, Oklahoma, kicker
1987	Dante Jones, Oklahoma, linebacker
	Spencer Tillman, Oklahoma, halfback
1988	Bernard Clark, Miami (Fla.), linebacker
	Darrell Reed, Oklahoma, defensive end
1989	Steve Walsh, Miami (Fla.), quarterback
	Charles Fryar, Nebraska, cornerback
1990	Raghib Ismail, Notre Dame, tailback/wide receiver
	Darian Hagan, Colorado, quarterback
1991	Charles Johnson, Colorado, quarterback
	Chris Zorich, Notre Dame, nose guard

Year	Player, Team, Position
1992	Larry Jones, Miami (Fla.), running back
	Tyrone Leggett, Nebraska, cornerback
1993	Charlie Ward, Florida St., quarterback
	Corey Dixon, Nebraska, split end
1994	Tommie Frazier, Nebraska, quarterback
	Charlie Ward, Florida St., quarterback
1995	Tommie Frazier, Nebraska, quarterback
	Chris T. Jones, Miami (Fla.), cornerback
1996	Andre Cooper, Florida St., wide receiver
	Derrick Mayes, Notre Dame, wide receiver
1997	Damon Benning, Nebraska, running back
	Ken Oxendine, Virginia Tech, running back
1998	Ahman Green, Nebraska, running back
1999	Travis Taylor, Florida, wide receiver
2000	David Terrell, Michigan, wide receiver
2001	Torrance Marshall, Oklahoma, linebacker
2002	Taylor Jacobs, Florida, wide receiver
2003	Carson Palmer, Southern California, quarterback
2004	Jarrett Payton, Miami (Fla.), running back

OUTBACK BOWL

(Formerly Hall of Fame Bowl, 1986-95)

Year	Player, Team, Position
1986	Shawn Halloran, Boston College, quarterback
	James Jackson, Georgia, quarterback
1988	Jamie Morris, Michigan, tailback
	Bobby Humphrey, Alabama, tailback
1989	Robert Drummond, Syracuse, running back
1990	Reggie Slack, Auburn, quarterback
	Derek Isaman, Ohio St., linebacker
1991	DeChane Cameron, Clemson, quarterback
1992	Marvin Graves, Syracuse, quarterback
1993	Heath Shuler, Tennessee, quarterback
1994	Tyrone Wheatley, Michigan, running back
1995	Terrell Fletcher, Wisconsin, running back
1996	Bobby Ingram, Penn St., wide receiver
1997	Dwayne Rudd, Alabama, linebacker
1998	Mike Bobo, Georgia, quarterback
1999	Courtney Brown, Penn St., defensive end
2000	Drew Brees, Purdue, quarterback
2001	Ryan Brewer, South Carolina, wide receiver
2002	Phil Petty, South Carolina, quarterback
2003	Chris Perry, Michigan, running back
2004	Fred Russell, Iowa, running back

PEACH BOWL

Year	Player, Team, Position
1968	Mike Hillman, LSU (offense)
	Buddy Millican, Florida St. (defense)
1969	Ed Williams, West Virginia (offense)
	Carl Crennel, West Virginia (defense)
1970	Monroe Eley, Arizona St. (offense)
	Junior Ah You, Arizona St. (defense)
1971	Norris Weese, Mississippi (offense)
	Crowell Armstrong, Mississippi (defense)
1972	Dave Buckley, North Carolina St. (offense)
	George Bell, North Carolina St. (defense)
1973	Louis Carter, Maryland (offense)
	Sylvester Boler, Georgia (defense)
1974	Larry Isaac, Texas Tech (offense)
	Dennis Harrison, Vanderbilt (defense)
1975	Dan Kendra, West Virginia (offense)
	Ray Marshall, West Virginia (defense)
1976	Rod Stewart, Kentucky (offense)
	Mike Martin, Kentucky (defense)
1977	Johnny Evans, North Carolina St. (offense)
	Richard Carter, North Carolina St. (defense)
1978	Mark Herrmann, Purdue (offense)
	Calvin Clark, Purdue (defense)
1979	Mike Brannan, Baylor (offense)
	Andrew Melontree, Baylor (defense)
1980	Jim Kelly, Miami (Fla.) (offense)
	Jim Burt, Miami (Fla.) (defense)
1981	Mickey Walczak, West Virginia (offense)
	Don Stemple, West Virginia (defense)
1982	Chuck Long, Iowa (offense)
	Clay Uhlenhake, Iowa (defense)
1983	Eric Thomas, Florida St. (offense)
	Alphonso Carreker, Florida St. (defense)
1984	Howard Petty, Virginia (offense)
	Ray Daly, Virginia (defense)
1985	Rob Healy, Army (offense)
	Peel Chronister, Army (defense)
1986	Erik Kramer, North Carolina St. (offense)
	Derrick Taylor, North Carolina St. (defense)
1987	Reggie Cobb, Tennessee (offense)
	Van Waiters, Indiana (defense)

Year	Player, Team, Position
1988	Shane Montgomery, North Carolina St. (offense)
	Michael Brooks, North Carolina St. (defense)
1989	Michael Owens, Syracuse (offense)
	Rodney Hampton, Georgia (offense)
	Terry Wooden, Syracuse (defense)
	Morris Lewis, Georgia (defense)
1990	Stan White, Auburn (offense)
	Vaughn Dunbar, Indiana (offense)
	Darrel Crawford, Auburn (defense)
	Mike Dumas, Indiana (defense)
1991	Jeff Blake, East Caro. (offense)
	Terry Jordan, North Carolina St. (offense)
	Robert Jones, East Caro. (defense)
	Billy Ray Haynes, North Carolina St. (defense)
1993	Natrone Means, North Carolina, running back (offense)
	Greg Plump, Mississippi St., quarterback (offense)
	Bracey Walker, North Carolina, strong safety (defense)
	Marc Woodard, Mississippi St., linebacker (defense)
1993	Emory Smith, Clemson, fullback (offense)
	Pookie Jones, Kentucky, quarterback (offense)
	Brentson Buckner, Clemson, tackle (defense)
	Zane Beehn, Kentucky, end (defense)
1995	Treymayne Stephens, North Carolina St., running back
1995	Tiki Barber, Virginia, running back (offense)
	Hines Ward, Georgia, quarterback (offense)
	Skeet Jones, Virginia, linebacker (defense)
	Whit Marshall, Georgia, linebacker (defense)
1996	Herb Tyler, LSU, quarterback (offense)
	Raymond Priestler, Clemson, running back (offense)
	Anthony McFarland, LSU, defensive lineman (defense)
	Trevor Pryce, Clemson, defensive lineman (defense)
1998	Dameyune Craig, Auburn, quarterback
	Takeo Spikes, Auburn, linebacker
	Raymond Priestler, Clemson, running back
	Rahim Abdullah, Clemson, linebacker
1999	Brian Wofford, Clemson, wide receiver
	Chad Carson, Clemson, linebacker
	Robert Bean, Mississippi St., cornerback
2000	Rohan Davey, LSU, quarterback
	Bradie James, LSU, linebacker
2001	Ronald Curry, North Carolina, quarterback (offense)
	Ryan Sims, North Carolina, defensive line (defense)
2002	Scott McBrien, Maryland, quarterback (offense)
	E.J. Henderson, Maryland, linebacker (defense)
2004	Chad Jasmin, Clemson, running back (offense)
	LeRoy Hill, Clemson, linebacker (defense)

ROSE BOWL

Year	Player, Team, Position
1902	Neil Snow, Michigan, fullback
1916	Carl Dietz, Washington St., fullback
1917	John Beckett, Oregon, tackle
1918	Hollis Huntington, Mare Island, fullback
1919	George Halas, Great Lakes, end
1920	Edward Casey, Harvard, halfback
1921	Harold "Brick" Muller, California, end
1922	Russell Stein, Wash. & Jeff., tackle
1923	Leo Calland, Southern California, guard
1924	Ira McKee, Navy, quarterback
1925	Elmer Layden, Notre Dame, fullback
	Ernie Nevers, Stanford, fullback
1926	Johnny Mack Brown, Alabama, halfback
	George Wilson, Washington, halfback
1927	Fred Pickhard, Alabama, tackle
1928	Clifford Hoffman, Stanford, fullback
1929	Benjamin Lom, California, halfback
1930	Russell Saunders, Southern California, quarter-back
1931	John "Monk" Campbell, Alabama, quarterback
1932	Ernie Pinckert, Southern California, halfback
1933	Homer Griffith, Southern California, quarterback
1934	Cliff Montgomery, Columbia, quarterback
1935	Millard "Dixie" Howell, Alabama, halfback
1936	James "Monk" Moscrip, Stanford, end
	Keith Topping, Stanford, end
1937	William Daddio, Pittsburgh, end
1938	Victor Bottari, California, halfback
1939	Doyle Nave, Southern California, quarterback
	Alvin Krueger, Southern California, end
1940	Ambrose Schindler, Southern California, quarter-back
1941	Peter Kmetovic, Stanford, halfback

Year	Player, Team, Position
1942	Donald Durdan, Oregon St., halfback
1943	Charles Trippi, Georgia, halfback
1944	Norman Verry, Southern California, guard
1945	James Hardy, Southern California, quarterback
1946	Harry Gilmer, Alabama, halfback
1947	Claude "Buddy" Young, Illinois, halfback
	Julius Rykovich, Illinois, halfback
1948	Robert Chappius, Michigan, halfback
1949	Frank Aschenbrenner, Northwestern, halfback
1950	Fred Morrison, Ohio St., fullback
1951	Donald Dufek, Michigan, fullback
1952	William Tate, Illinois, halfback
1953	Rudy Bukich, Southern California, quarterback
1954	Billy Wells, Michigan St., halfback
1955	Dave Leggett, Ohio St., quarterback
1956	Walter Kowalczyk, Michigan St., halfback
1957	Kenneth Ploen, Iowa, quarterback
1958	Jack Crabtree, Oregon, quarterback
1959	Bob Jeter, Iowa, halfback
1960	Bob Schloredt, Washington, quarterback
	George Fleming, Washington, halfback
1961	Bob Schloredt, Washington, quarterback
1962	Sandy Stephens, Minnesota, quarterback
1963	Pete Beathard, Southern California, quarterback
	Ron VanderKelen, Wisconsin, quarterback
1964	Jim Grabowski, Illinois, fullback
1965	Mel Anthony, Michigan, fullback
1966	Bob Stiles, UCLA, defensive back
1967	John Charles, Purdue, halfback
1968	O.J. Simpson, Southern California, tailback
1969	Rex Kern, Ohio St., quarterback
1970	Bob Chandler, Southern California, flanker
1971	Jim Plunkett, Stanford, quarterback
1972	Don Bunce, Stanford, quarterback
1973	Sam Cunningham, Southern California, fullback
1974	Cornelius Greene, Ohio St., quarterback
1975	Pat Haden, Southern California, quarterback
	John McKay Jr., Southern California, split end
	John Sciarra, UCLA, quarterback
1976	Vince Evans, Southern California, quarterback
1978	Warren Moon, Washington, quarterback
1979	Charles White, Southern California, tailback
	Rick Leach, Michigan, quarterback
1980	Charles White, Southern California, tailback
1981	Butch Woolfolk, Michigan, running back
1982	Jacque Robinson, Washington, running back
1983	Don Rogers, UCLA, free safety
	Tom Ramsey, UCLA, quarterback
1984	Rick Neuheisel, UCLA, quarterback
1985	Tim Green, Southern California, quarterback
	Jack Del Rio, Southern California, linebacker
1986	Eric Ball, UCLA, tailback
1987	Jeff Van Raaphorst, Arizona St., quarterback
1988	Percy Snow, Michigan St., linebacker
1989	Leroy Hoard, Michigan, fullback
1990	Ricky Ervins, Southern California, tailback
1991	Mark Brunell, Washington, quarterback
1992	Steve Emtman, Washington, defensive tackle
	Billy Joe Hobert, Washington, quarterback
1993	Tyrone Wheatley, Michigan, running back
1994	Brent Moss, Wisconsin, tailback
1995	Danny O'Neil, Oregon, quarterback
	Ki-Jana Carter, Penn St., running back
1996	Keyshawn Johnson, Southern California, wide receiver
1997	Joe Germaine, Ohio St., quarterback
1998	Brian Griese, Michigan, quarterback
1999	Ron Dayne, Wisconsin, running back
2000	Ron Dayne, Wisconsin, running back
2001	Marques Tuiasosopo, Washington, quarterback
2002	Ken Dorsey, Miami (Fla.), quarterback
	Andre Johnson, Miami (Fla.), wide receiver
2003	Nate Hybl, Oklahoma, quarterback
2004	Matt Leinart, Southern California, quarterback

EMERALD BOWL

(Formerly San Francisco Bowl)

Year	Player, Team, Position
2002	Bryan Randall, Virginia Tech, quarterback (offense)
	Anthony Schlegel, Air Force, linebacker (defense)
2003	Derrick Knight, Boston College, running back (offense)
	T.J. Stancil, Boston College, defensive back (defense)

SILICON VALLEY BOWL

Year	Player, Team, Position
2001	Nick Myers, Michigan St., defensive end
	Charles Rogers, Michigan St., wide receiver

Year	Player, Team, Position
2002	Rodney Davis, Fresno St., running back
2003	Rodney Davis, Fresno St., running back

SUGAR BOWL

Miller-Digby Memorial Trophy

Year	Player, Team, Position
1948	Bobby Layne, Texas, quarterback
1949	Jack Mitchell, Oklahoma, quarterback
1950	Leon Heath, Oklahoma, fullback
1951	Walt Yowarsky, Kentucky, tackle
1952	Ed Modzelewski, Maryland, fullback
1953	Leon Hardemann, Georgia Tech, halfback
1954	"Pepper" Rodgers, Georgia Tech, quarterback
1955	Joe Gattuso, Navy, fullback
1956	Franklin Brooks, Georgia Tech, guard
1957	Del Shofner, Baylor, halfback
1958	Raymond Brown, Mississippi, quarterback
1959	Billy Cannon, LSU, halfback
1960	Bobby Franklin, Mississippi, quarterback
1961	Jake Gibbs, Mississippi, quarterback
1962	Mike Frachchia, Alabama, fullback
1963	Glynn Griffing, Mississippi, quarterback
1964	Tim Davis, Alabama, kicker
1965	Doug Moreau, LSU, flanker
1966	Steve Spurrier, Florida, quarterback
1967	Kenny Stabler, Alabama, quarterback
1968	Glenn Smith, LSU, halfback
1969	Chuck Dicus, Arkansas, flanker
1970	Archie Manning, Mississippi, quarterback
1971	Bobby Scott, Tennessee, quarterback
1972	Jack Mildren, Oklahoma, quarterback
1972	Tinker Owens, Oklahoma, flanker
1973	Tom Clements, Notre Dame, quarterback
1974	Tony Davis, Nebraska, fullback
1975	Richard Todd, Alabama, quarterback
1977	Matt Cavanaugh, Pittsburgh, quarterback
1978	Jeff Rutledge, Alabama, quarterback
1979	Barry Krauss, Alabama, linebacker
1980	Major Ogilvie, Alabama, running back
1981	Herschel Walker, Georgia, running back
1982	Dan Marino, Pittsburgh, quarterback
1983	Todd Blackledge, Penn St., quarterback
1984	Bo Jackson, Auburn, running back
1985	Craig Sundberg, Nebraska, quarterback
1986	Daryl Dickey, Tennessee, quarterback
1987	Steve Taylor, Nebraska, quarterback
1988	Don McPherson, Syracuse, quarterback
1989	Sammie Smith, Florida St., running back
1990	Craig Erickson, Miami (Fla.), quarterback
1991	Andy Kelly, Tennessee, quarterback
1992	Jerome Bettis, Notre Dame, fullback
1993	Derrick Lassic, Alabama, running back
1994	Errict Rhett, Florida, running back
1995	Warrick Dunn, Florida St., running back
1995	Bryan Still, Virginia Tech, wide receiver
1997	Danny Wuerffel, Florida, quarterback
1998	E.G. Green, Florida St., wide receiver
1999	David Boston, Ohio St., wide receiver
2000	Peter Warrick, Florida St., wide receiver
2001	Ken Dorsey, Miami (Fla.), quarterback
2002	Rohan Davey, LSU, quarterback
2003	Musa Smith, Georgia, running back
2004	Justin Vincent, LSU, running back

SUN BOWL

(Named John Hancock Bowl, 1989-93)

C.M. Hendricks Most Valuable Player Trophy (1954-Present)

Jimmy Rogers Jr. Most Valuable Lineman Trophy (1961-Present)

John Folmer Most Valuable Special Teams Trophy (1994)

Year	Player, Team, Position
1950	Harvey Gabriel, UTEP, halfback
1951	Bill Cross, West Tex. A&M, end
1952	Junior Arterburn, Texas Tech, quarterback
1953	Tom McCormick, Pacific, halfback
1954	Dick Shinaut, UTEP, quarterback
1955	Jesse Whittenton, UTEP, quarterback
1956	Jim Crawford, Wyoming, halfback
1957	Claude Austin, George Washington
1958	Leonard Kucewski, Wyoming, guard
1959	Charley Johnson, New Mexico St., quarterback
1960	Charley Johnson, New Mexico St., quarterback
1961	Billy Joe, Villanova, fullback
	Richie Ross, Villanova, guard
1962	Jerry Logan, West Tex. A&M, halfback
	Don Hoovler, Ohio, guard
1963	Bob Berry, Oregon, quarterback
	John Hughes, Southern Methodist, guard

Year	Player, Team, Position
1964	Preston Riddlehuber, Georgia, quarterback Jim Wilson, Georgia, tackle
1965	Billy Stevens, UTEP, quarterback Ronny Nixon, TCU, tackle
1966	Jim Kiick, Wyoming, tailback Jerry Durling, Wyoming, middle guard
1967	Billy Stevens, UTEP, quarterback Fred Carr, UTEP, linebacker
1968	Buddy McClintock, Auburn, defensive back David Campbell, Auburn, tackle
1969	Paul Rogers, Nebraska, halfback Jerry Murtaugh, Nebraska, linebacker
1970	Rock Perdoni, Georgia Tech, defensive tackle Bill Flowers, Georgia Tech, linebacker
1971	Bert Jones, LSU, quarterback Matt Blair, Iowa St., linebacker
1972	George Smith, Texas Tech, halfback Ecomet Burley, Texas Tech, defensive tackle
1973	Ray Bybee, Missouri, fullback John Kelsey, Missouri, tight end
1974	Terry Vitrano, Mississippi St., fullback Jimmy Webb, Mississippi St., defensive tackle
1975	Robert Haygood, Pittsburgh, quarterback Al Romano, Pittsburgh, middle guard
1977	Tony Franklin, Texas A&M, kicker Edgar Fields, Texas A&M, defensive tackle
1977	Charles Alexander, LSU, tailback Gordy Ceresino, Stanford, linebacker
1978	Johnny "Ham" Jones, Texas, running back Dwight Jefferson, Texas, defensive end
1979	Paul Skansi, Washington, flanker Doug Martin, Washington, defensive tackle
1980	Jeff Quinn, Nebraska, quarterback Jimmy Williams, Nebraska, defensive end
1981	Darrell Shepard, Oklahoma, quarterback Rick Bryan, Oklahoma, defensive tackle
1982	Ethan Horton, North Carolina, tailback Ronnie Mullins, Texas, defensive end
1983	Walter Lewis, Alabama, quarterback Wes Neighbors, Alabama, center
1984	Rick Badanjek, Maryland, fullback Carl Zander, Tennessee, linebacker
1985	Max Zendejas, Arizona, kicker Peter Anderson, Georgia, center
1986	Cornelius Bennett, Alabama, defensive end Steve Alvord, Washington, middle guard
1987	Thurman Thomas, Oklahoma St., running back Darnell Warren, West Virginia, linebacker
1988	David Smith, Alabama, quarterback Derrick Thomas, Alabama, linebacker
1989	Alex Van Pelt, Pittsburgh, quarterback Anthony Williams, Texas A&M, linebacker
1990	Courtney Hawkins, Michigan St., wide receiver Craig Hartsuyker, Southern California, line- backer
1991	Arnold Ale, UCLA, inside linebacker Jimmy Rogers Jr., Illinois, lineman
1992	Melvin Bonner, Baylor, flanker
1993	Jerald Moore, Oklahoma, running back
1994	Priest Holmes, Texas, running back Blake Brockermeyer, Texas, offensive lineman
1995	Marcus Wall, North Carolina, wide receiver Sedrick Shaw, Iowa, running back
1995	Jared DeVries, Iowa, defensive tackle Brion Hurley, Iowa, kicker
1996	Troy Walters, Stanford, flanker Kailee Wong, Stanford, defensive end
1997	Chad Hutchinson, Stanford, quarterback Mike Martin, Arizona St., running back
1998	Basil Mitchell, TCU, tailback London Dunlap, TCU, defensive end
1999	Adam Abrams, Southern California, placekicker Billy Cockerham, Minnesota, quarterback
1999	Dyron Russ, Minnesota, tackle Ryan Rindels, Minnesota, punter
2000	Freddie Mitchell, UCLA, wide receiver Oscar Cabrera, UCLA, offensive lineman
2001	Michael Bennett, Wisconsin, running back Lamont Thompson, Washington St., safety
2001	Akin Ayodele, Purdue, defensive end Drew Dunning, Washington St., placekicker
2002	Kyle Orton, Purdue, quarterback Shaun Phillips, Purdue, defensive end
2002	Anthony Chambers, Purdue, wide receiver
2003	Samie Parker, Oregon, wide receiver

TANGERINE BOWL

(Formerly Blockbuster Bowl, 1990-93;
Carquest Bowl, 1994-97; Micron PC Bowl,
1998; MicronPC.com Bowl, 1999-00)

Year	Player, Team, Position
1990	Amp Lee, Florida St., running back
1991	David Palmer, Alabama, wide receiver

Year	Player, Team, Position
1992	Darrien Gordon, Stanford, cornerback
1993	Glenn Foley, Boston College, quarterback
1995	Leon Johnson, North Carolina, running back
1996	Tremain Mack, Miami (Fla.), strong safety
1997	Joe Hamilton, Georgia Tech, quarterback
1998	Scott Covington, Miami (Fla.), quarterback
1999	Kurt Kittner, Illinois, quarterback
2000	Phillip Rivers, North Carolina St., quarterback
2001	Antonio Bryant, Pittsburgh, wide receiver (over- all) Phillip Rivers, North Carolina St., quarterback (offense) Lewis Moore, Pittsburgh, linebacker (defense) Terrance Martin, North Carolina St., defensive line (defense) Dantonio Burnett, North Carolina St., linebacker (defense)
2002	Kliff Kingsbury, Texas Tech, quarterback (Player of Game) Kliff Kingsbury, Texas Tech, quarterback (MVP Offense) Derrick Hamilton, Clemson, wide receiver (MVP Offense) John Saldi, Texas Tech, linebacker (MVP Defense) John Leake, Clemson, linebacker (MVP Defense)
2003	Philip Rivers, North Carolina St., quarterback

**Most Valuable Players
in Former Major Bowls**

ALL-AMERICAN BOWL

(Birmingham, Ala.; Known as Hall of Fame
Classic, 1977-85)

Year	Player, Team, Position
1977	Chuck White, Maryland, split end Charles Johnson, Maryland, defensive tackle Curtis Dickey, Texas A&M, running back
1979	Phil Bradley, Missouri, quarterback
1980	Gary Anderson, Arkansas, running back Billy Ray Smith, Arkansas, linebacker John Bond, Mississippi St., quarterback Johnie Cooks, Mississippi St., linebacker
1982	Whit Taylor, Vanderbilt, quarterback Carl Dieudonne, Air Force, defensive end Jeff Hostetler, West Virginia, quarterback
1984	Mark Logan, Kentucky, running back Todd Gregoire, Wisconsin, placekicker Mark Ingram, Michigan St., wide receiver
1985	Sammie Smith, Florida St., running back
1986	Scott Secules, Virginia, quarterback
1988	Emmitt Smith, Florida, running back
1989	Jerry Gray, Texas Tech, running back
1990	Brett Favre, Southern Miss., quarterback

ALOHA CLASSIC

(Honolulu, Hawaii; Named Aloha Bowl,
1982-97)

Year	Player, Team, Position
1982	Offense—Tim Cowan, Washington, quarterback Defense—Tony Caldwell, Washington, line- backer
1983	Offense—Danny Greene, Washington, wide receiver Defense—George Reynolds, Penn St., punter
1984	Offense—Jeff Atkins, Southern Methodist, running back Defense—Jerry Ball, Southern Methodist, nose guard
1985	Offense—Gene Jelks, Alabama, running back Defense—Cornelius Bennett, Alabama, line- backer
1986	Offense—Alfred Jenkins, Arizona, quarterback Defense—Chuck Cecil, Arizona, safety
1987*	Troy Aikman, UCLA, quarterback Emmitt Smith, Florida, running back
1988	David Dacus, Houston quarterback Victor Wood, Washington St., wide receiver
1989	Blake Ezor, Michigan St., tailback Chris Roscoe, Hawaii, wide receiver
1990	Todd Burden, Arizona, cornerback Marvin Graves, Syracuse, quarterback
1991	Tommy Vardell, Stanford, running back Shawn Jones, Georgia Tech, quarterback
1992	Tom Young, Brigham Young, quarterback Dana Stubblefield, Kansas, defensive tackle
1993	Rashaan Salaam, Colorado, tailback Trent Dillfer, Fresno St., quarterback

Year Player, Team, Position

1994	David Green, Boston College, running back (offensive) Mike Mamula, Boston College, defensive end (defense)
1995	Joe Gordon, Kansas St., cornerback Mark Williams, Kansas, quarterback Karim Abdul-Jabbar, UCLA, running back
1996	Chris McCoy, Navy, quarterback Pat Barnes, California, quarterback
1997	Rashaan Shehee, Washington, running back
1998	Mike Moschetti, Colorado, quarterback Akili Smith, Oregon, quarterback
1999	Ben Sankey, Wake Forest, quarterback
2000	Tim Hasselbeck, Boston College, quarterback

AVIATION BOWL

(Dayton, Ohio)

Year Player, Team, Position

1961	Bobby Santiago, New Mexico, running back Chuck Cummings, New Mexico, guard
------	---

BLUEBONNET BOWL

(Houston, Texas)

Year Player, Team

1959	Lowndes Shingles, Clemson Bob Lilly, TCU
1960	James Saxton, Texas Lee Roy Jordan, Alabama
1961	Ken Coleman, Kansas Elvin Basham, Kansas
1962	Bill Tobin, Missouri Conrad Hitchler, Missouri
1963	Don Trull, Baylor James Ingram, Baylor
1964	Jerry Rhome, Tulsa Willy Townes, Tulsa
1965	Dewey Warren, Tennessee Frank Emanuel, Tennessee
1966	Chris Gilbert, Texas Fred Edwards, Texas
1967	Bob Anderson, Colorado Ted Hendricks, Miami (Fla.)
1968	Joe Pearce, Oklahoma Rufus Cormier, Southern Methodist
1969	Jim Strong, Houston Jerry Drones, Houston
1970	Greg Pruitt, Oklahoma Jeff Rouzie, Alabama
1971	Charlie Davis, Colorado Butch Brezina, Houston
1972	Condredge Holloway, Tennessee Carl Johnson, Tennessee
1973	D.C. Nobles, Houston Deryl McGallion, Houston
1974	John Housmann, Houston Mack Mitchell, Houston
1975	Earl Campbell, Texas Tim Campbell, Texas
1976	Chuck Malito, Nebraska Rodney Allison, Texas Tech
1977	Rob Hertel, Southern California Walt Underwood, Southern California
1978	Steve Dils, Stanford Gordy Ceresino, Stanford
1979	Mark Herrmann, Purdue Roland James, Tennessee
1980	Amos Lawrence, North Carolina Steve Streater, North Carolina
1981	Butch Woolfolk, Michigan Ben Needham, Michigan
1982	Gary Anderson, Arkansas Dwayne Dixon, Florida
1983	Rusty Hilger, Oklahoma St. Alfred Anderson, Baylor
1984	Willie Drewrey, West Virginia
1985	Pat Evans, Air Force James McKinney, Texas
1986	Ray Berry, Baylor Mark Hatcher, Colorado
1987	Tony Jones, Texas Zeke Gadsen, Pittsburgh

BLUEGRASS BOWL

(Louisville, Ky.)

Year Player, Team

1958	Forest Campbell, Oklahoma St.
------	-------------------------------

CALIFORNIA RAISIN BOWL

(Beginning in 1992, Mid-American Conference and Big West Conference winners met in Las Vegas Bowl)

Year	Player, Team, Position
1981	Arnold Smiley, Toledo, running back Marlin Russell, Toledo, linebacker
1982	Chip Otten, Bowling Green, tailback Jac Tomasello, Bowling Green, defensive back
1983	Lou Wicks, Northern Ill., fullback James Pruitt, Cal St. Fullerton, wide receiver Randall Cunningham, UNLV, quarterback Steve Morgan, Toledo, tailback
1984	Mike Mancini, Fresno St., punter Greg Meehan, Bowling Green, flanker
1986	Mike Perez, San Jose St., quarterback Andrew Marlatt, Miami (Ohio), defensive tackle
1987	Gary Patton, Eastern Mich., tailback Mike Perez, San Jose St., quarterback Darrell Rosette, Fresno St., running back Tony Kimbrough, Western Mich., quarterback
1989	Ron Cox, Fresno St., linebacker Sean Jones, Ball St., wide receiver
1990	Sheldon Canley, San Jose St., tailback Ken Ealy, Central Mich., wide receiver
1991	Mark Szlachcic, Bowling Green, wide receiver Mark Barsotti, Fresno St., quarterback

CHERRY BOWL

(Pontiac, Mich.)

Year	Player, Team
1984	Nate Sassaman, Army
1985	Stan Gelbaugh, Maryland Scott Shankweiler, Maryland

DELTA BOWL

(Memphis, Tenn.)

Year	Player, Team
1948	Charlie Conerly, Mississippi

FREEDOM BOWL

(Anaheim, Calif.)

Year	Player, Team, Position
1984	Chuck Long, Iowa, quarterback William Harris, Texas, tight end

Year	Player, Team, Position
1985	Chris Chandler, Washington, quarterback Barry Helton, Colorado, punter
1986	Gaston Green, UCLA, tailback Shane Shumway, Brigham Young, defensive back
1987	Daniel Ford, Arizona St., quarterback Chad Hennings, Air Force, defensive tackle
1988	Ty Detmer, Brigham Young, quarterback Eric Bieniemy, Colorado, halfback
1989	Cary Conklin, Washington, quarterback Huey Richardson, Florida, linebacker
1990	Todd Yert, Colorado St., running back Bill Musgrave, Oregon, quarterback
1991	Marshall Faulk, San Diego St., running back Ron Jackson, Tulsa, running back
1992	Lorenzo Neal, Fresno St., fullback Estrus Crayton, Southern California, tailback
1993	Johnnie Morton, Southern California, wide receiver Henry Lusk, Utah, wide receiver
1994	Tedy Bruschi, Arizona, defensive end Cal Beck, Utah, kick returner

GARDEN STATE BOWL

(East Rutherford, N.J.)

Year	Player, Team
1978	John Mistler, Arizona St.
1979	Mark Bright, Temple
1980	Terald Clark, Houston
1981	Steve Alatorre, Tennessee Anthony Hancock, Tennessee Randy Wright, Wisconsin

GOTHAM BOWL

(New York, N.Y.)

Year	Player, Team
1961	Don Trull, Baylor
1962	Willie Ross, Nebraska George Mira, Miami (Fla.)

HARBOR BOWL

(San Diego, Calif.)

Year	Player, Team
1947	Bryan Brock, New Mexico Bill Nelson, Montana St.

MERCY BOWL

(Los Angeles, Calif.)

Year	Player, Team
1961	Beau Carter, Fresno St.

PASADENA BOWL

(Pasadena, Calif.; called Junior Rose Bowl in 1967)

Year	Player, Team
1967	Eugene "Mercury" Morris, West Tex. A&M Albie Owens, West Tex. A&M
1969	John Featherstone, San Diego St.
1970	Leon Burns, Long Beach St. Paul Mattingly, Louisville
1971	Tom Carlsen, Memphis Dornell Harris, Memphis

PRESIDENTIAL CUP

(College Park, Md.)

Year	Player, Team
1950	Bob Smith, Texas A&M Zippy Morocco, Georgia

SALAD BOWL

(Phoenix, Ariz.)

Year	Player, Team
1950	Bob McQuade, Xavier Wilford White, Arizona St.
1951	Jim Bailey, Miami (Ohio)
1952	Gene Shannon, Houston

SEATTLE BOWL

(Seattle, Wash.)

(Formerly Oahu Classic)

Year	Player, Team Position
1998	Blane Morgan, Air Force, quarterback
1999	Avion Weaver, Hawaii, running back
2000	Terrance Edwards, Georgia, wide receiver
2001	George Godsey, Georgia Tech, quarterback
2002	James MacPherson, Wake Forest, quarterback

Heisman Trophy Winners in Bowl Games

YEAR-BY-YEAR BOWL RESULTS FOR HEISMAN WINNERS

(Includes bowl games immediately after award of Heisman Trophy)

Of the 68 winners of the 69 Heisman Trophies (Archie Griffin won twice), 44 played in bowl games after they received their prize. Of those 44 players, only 21 were on the winning team in the bowl.

Houston's Andre Ware is the only Heisman recipient to miss a bowl date since 1969. The Cougars were on probation during the 1989 season and were ineligible for selection to a bowl. Before that lapse, Oklahoma's Steve Owens in 1969 was the last Heisman awardee not to participate in a bowl game.

Only three of the first 22 Heisman Trophy winners played in bowl games after receiving the award—TCU's Davey O'Brien in 1938, Georgia's Frank Sinkwich in 1942 and Southern Methodist's Doak Walker in 1948.

Year	Heisman Winner, Team, Position	Bowl (Opponent, Result)
1935	Jay Berwanger, Chicago, HB	Did not play in bowl
1936	Larry Kelley, Yale, E	Did not play in bowl
1937	Clint Frank, Yale, HB	Did not play in bowl
1938	Davey O'Brien, TCU, QB	Sugar (Carnegie Mellon, W 15-7)
1939	Nile Kinnick, Iowa, HB	Did not play in bowl
1940	Tom Harmon, Michigan, HB	Did not play in bowl
1941	Bruce Smith, Minnesota, HB	Did not play in bowl
1942	Frank Sinkwich, Georgia, HB	Rose (UCLA, W 9-0)
1943	Angelo Bertelli, Notre Dame, QB	Did not play in bowl
1944	Les Horvath, Ohio St., QB	Did not play in bowl
1945	Doc Blanchard, Army, FB	Did not play in bowl
1946	Glenn Davis, Army, HB	Did not play in bowl
1947	Johnny Lujack, Notre Dame, QB	Did not play in bowl
1948	Doak Walker, Southern Methodist, HB	Cotton (Oregon, W 21-13)
1949	Leon Hart, Notre Dame, E	Did not play in bowl
1950	Vic Janowicz, Ohio St., HB	Did not play in bowl
1951	Dick Kazmeier, Princeton, HB	Did not play in bowl
1952	Billy Vessels, Oklahoma, HB	Did not play in bowl

Year	Heisman Winner, Team, Position	Bowl (Opponent, Result)
1953	John Lattner, Notre Dame, HB	Did not play in bowl
1954	Alan Ameche, Wisconsin, FB	Did not play in bowl
1955	Howard Cassady, Ohio St., HB	Did not play in bowl
1956	Paul Hornung, Notre Dame, QB	Did not play in bowl
1957	John David Crow, Texas A&M, HB	Gator (Tennessee, L 3-0)
1958	Pete Dawkins, Army, HB	Did not play in bowl
1959	Billy Cannon, LSU, HB	Sugar (Mississippi, L 21-0) Orange (Missouri, L 21-14) Liberty (Miami, Fla., W 15-14) Liberty (Villanova, W 6-0) Cotton (Texas, L 28-6)
1960	Joe Bellino, Navy, HB	Did not play in bowl
1961	Ernie Davis, Syracuse, HB	Did not play in bowl
1962	Terry Baker, Oregon St., QB	Did not play in bowl
1963	Roger Staubach, Navy, QB	Rose (Ohio St., L 27-16)
1964	John Huarte, Notre Dame, QB	Did not play in bowl
1965	Mike Garrett, Southern California, HB	Did not play in bowl
1966	Steve Spurrier, Florida, QB	Orange (Georgia Tech, W 27-12)
1967	Gary Beban, UCLA, QB	Did not play in bowl
1968	O.J. Simpson, Southern California, HB	Rose (Ohio St., L 27-16)
1969	Steve Owens, Oklahoma, HB	Did not play in bowl
1970	Jim Plunkett, Stanford, QB	Rose (Ohio St., W 27-17)
1971	Pat Sullivan, Auburn, QB	Sugar (Oklahoma, L 40-22)
1972	Johnny Rodgers, Nebraska, FL	Orange (Notre Dame, W 40-6)
1973	John Cappelletti, Penn St., HB	Orange (LSU, W 16-9)
1974	Archie Griffin, Ohio St., HB	Rose (Southern California, L 18-17)
1975	Archie Griffin, Ohio St., HB	Rose (UCLA, L 23-10)
1976	Tony Dorsett, Pittsburgh, HB	Sugar (Georgia, W 27-3)
1977	Earl Campbell, Texas, HB	Cotton (Notre Dame, L 38-10)
1978	Billy Sims, Oklahoma, HB	Orange (Nebraska, W 31-24)
1979	Charles White, Southern California, HB	Rose (Ohio St., W 17-16)
1980	George Rogers, South Carolina, HB	Gator (Pittsburgh, L 37-9)
1981	Marcus Allen, Southern California, HB	Fiesta (Penn St., L 26-10)
1982	Herschel Walker, Georgia, HB	Sugar (Penn St., L 27-23)
1983	Mike Rozier, Nebraska, HB	Orange (Miami, Fla., L 31-30)
1984	Doug Flutie, Boston College, QB	Cotton (Houston, W 45-28)
1985	Bo Jackson, Auburn, HB	Cotton (Texas A&M, L 36-16)
1986	Vinny Testaverde, Miami (Fla.), QB	Fiesta (Penn St., L 14-10)
1987	Tim Brown, Notre Dame, WR	Cotton (Texas A&M, L 35-10)

Year	Heisman Winner, Team, Position	Bowl (Opponent, Result)
1988	Barry Sanders, Oklahoma St., RB	Holiday (Wyoming, W 62-14)
1989	Andre Ware, Houston, QB	Did not play in bowl
1990	Ty Detmer, Brigham Young, QB	Holiday (Texas A&M, L 65-14)
1991	Desmond Howard, Michigan, WR	Rose (Washington, L 34-14)
1992	Gino Torretta, Miami (Fla.), QB	Sugar (Alabama, L 34-13)
1993	Charlie Ward, Florida St., QB	Orange (Nebraska, W 18-16)
1994	Rashaan Salaam, Colorado, RB	Fiesta (Notre Dame, W 41-24)
1995	Eddie George, Ohio St., RB	Fla. Citrus (Tennessee, L 20-14)
1996	Danny Wuerffel, Florida, QB	Sugar (Florida St., W 52-20)
1997	Charles Woodson, Michigan, CB	Rose (Washington St., W 21-16)
1998	Ricky Williams, Texas, RB	Cotton (Mississippi St., W 38-11)
1999	Ron Dayne, Wisconsin, RB	Rose (Stanford, W 17-9)
2000	Chris Weinke, Florida St., QB	Orange (Oklahoma, L 13-2)
2001	Eric Crouch, Nebraska, QB	Rose (Miami [Fla.], L 37-14)
2002	Carson Palmer, Southern California, QB	Orange (Iowa, W 38-17)
2003	Jason White, Oklahoma, QB	Sugar (LSU, L 21-14)

BOWLS FOR HEISMAN WINNERS

Bowl	Heisman Winner Year	Heisman Winners
Rose	1942, 1968, 1970, 1974, 1975, 1979, 1991, 1997, 1999, 2001	10
Orange	1960, 1966, 1972, 1973, 1978, 1983, 1993, 2003	8
Sugar	1938, 1959, 1971, 1976, 1982, 1992, 1996, 2004	8
Cotton	1948, 1963, 1977, 1984, 1985, 1987, 1998	7
Fiesta	1981, 1986, 1994	3
Gator	1957, 1980	2
Holiday	1988, 1990	2
Liberty	1961, 1962	2
Fla. Citrus	1995	1

HEISMAN TROPHY WINNERS WHO WERE BOWL-GAME MVPs

Heisman Winner, Team (Year Won)	Bowl, Year Played
Doak Walker, Southern Methodist (1948)	Cotton, 1948
Doak Walker, Southern Methodist (1948)	Cotton, 1949
John David Crow, Texas A&M (1957)	Gator, 1957
Billy Cannon, LSU (1959)	Sugar, 1959
Ernie Davis, Syracuse (1961)	Cotton, 1960
Ernie Davis, Syracuse (1961)	Liberty, 1961
Terry Baker, Oregon St. (1962)	Liberty, 1962
Steve Spurrier, Florida (1966)	Sugar, 1966
O.J. Simpson, Southern California (1968)	Rose, 1968
Jim Plunkett, Stanford (1970)	Rose, 1971
Pat Sullivan, Auburn (1971)	Gator, 1971
Johnny Rodgers, Nebraska (1972)	Orange, 1973
Earl Campbell, Texas (1977)	Gator, 1974
Earl Campbell, Texas (1977)	Bluebonnet, 1975*
Billy Sims, Oklahoma (1978)	Orange, 1979
Charles White, Southern California (1979)	Rose, 1979
Charles White, Southern California (1979)	Rose, 1980
George Rogers, South Carolina (1980)	Gator, 1980
Herschel Walker, Georgia (1982)	Sugar, 1981
Doug Flutie, Boston College (1984)	Liberty, 1983
Bo Jackson, Auburn (1985)	Sugar, 1984
Bo Jackson, Auburn (1985)	Liberty, 1984
Bo Jackson, Auburn (1985)	Cotton, 1986
Barry Sanders, Oklahoma St. (1988)	Holiday, 1988
Ty Detmer, Brigham Young (1990)	Freedom, 1988*
Ty Detmer, Brigham Young (1990)	Holiday, 1989
Ty Detmer, Brigham Young (1990)	Holiday, 1991
Charlie Ward, Florida St. (1993)	Orange, 1994
Danny Wuerffel, Florida (1996)	Sugar, 1997
Ricky Williams, Texas (1998)	Cotton, 1999
Ron Dayne, Wisconsin (1999)	Rose, 1999
Ron Dayne, Wisconsin (1999)	Rose, 2000
Carson Palmer, Southern California (2002)	Orange, 2003

*Discontinued bowl.

Bowls and Polls

Associated Press No. 1 Teams Defeated in Bowl Games

Date	Bowl	Teams Involved	Score	New No. 1
1-1-51	Sugar	No. 7 Kentucky beat No. 1 Oklahoma	13-7	Same
1-1-52	Sugar	No. 3 Maryland beat No. 1 Tennessee	28-13	Same
1-1-54	Orange	No. 4 Oklahoma beat No. 1 Maryland	7-0	Same

Date	Bowl	Teams Involved	Score	New No. 1
1-1-61	Rose	No. 6 Washington beat No. 1 Minnesota	17-7	Same
1-1-65	Orange	No. 5 Texas beat No. 1 Alabama	21-17	Same
1-1-66	Rose	No. 5 UCLA beat No. 1 Michigan St.	14-12	Alabama
1-1-71	Cotton	No. 6 Notre Dame beat No. 1 Texas	24-11	Nebraska
12-31-73	Sugar	No. 3 Notre Dame beat No. 1 Alabama	24-23	Notre Dame
1-1-76	Rose	No. 11 UCLA beat No. 1 Ohio St.	23-10	Oklahoma
1-2-78	Cotton	No. 5 Notre Dame beat No. 1 Texas	38-10	Notre Dame
1-1-79	Sugar	No. 2 Alabama beat No. 1 Penn St.	14-7	Alabama
1-1-80	Rose	No. 3 Southern California beat No. 1 Ohio St.	17-16	Alabama
1-1-83	Sugar	No. 2 Penn St. beat No. 1 Georgia	27-23	Penn St.
1-2-84	Orange	No. 5 Miami (Fla.) beat No. 1 Nebraska	31-30	Miami (Fla.)
1-1-86	Orange	No. 3 Oklahoma beat No. 1 Penn St.	25-10	Oklahoma
1-2-87	Fiesta	No. 2 Penn St. beat No. 1 Miami (Fla.)	14-10	Penn St.
1-1-88	Orange	No. 2 Miami (Fla.) beat No. 1 Oklahoma	20-14	Miami (Fla.)
1-1-90	Orange	No. 4 Notre Dame beat No. 1 Colorado	21-6	Miami (Fla.)
1-1-93	Sugar	No. 2 Alabama beat No. 1 Miami (Fla.)	34-13	Alabama
1-2-97	Sugar	No. 3 Florida beat No. 1 Florida St.	52-20	Florida
1-3-03	Fiesta	No. 2 Ohio St. beat No. 1 Miami (Fla.)	31-24	Ohio St. (2 of)

Associated Press No. 1 Vs. No. 2 in Bowl Games

Date	Bowl	Teams, Score
1-1-63	Rose	No. 1 Southern California 42, No. 2 Wisconsin 37
1-1-64	Cotton	No. 1 Texas 28, No. 2 Navy 6
1-1-69	Rose	No. 1 Ohio St. 27, No. 2 Southern California 16
1-1-72	Orange	No. 1 Nebraska 38, No. 2 Alabama 6
1-1-79	Sugar	No. 2 Alabama 14, No. 1 Penn St. 7
1-1-83	Sugar	No. 2 Penn St. 27, No. 1 Georgia 23
1-2-87	Fiesta	No. 2 Penn St. 14, No. 1 Miami (Fla.) 10
1-1-88	Orange	No. 2 Miami (Fla.) 20, No. 1 Oklahoma 14
1-1-93	Sugar*	No. 2 Alabama 34, No. 1 Miami (Fla.) 13
1-1-94	Orange*	No. 1 Florida St. 18, No. 2 Nebraska 16
1-2-96	Fiesta*	No. 1 Nebraska 62, No. 2 Florida 24
1-4-99	Fiesta#	No. 1 Tennessee 23, No. 2 Florida St. 16
1-4-00	Sugar#	No. 1 Florida St. 46, No. 2 Virginia Tech 29
1-3-03	Fiesta#	No. 2 Ohio St. 31, No. 1 Miami (Fla.) 24 (2 of)

*Bowl alliance matched the No. 1 and No. 2 teams. #Bowl Championship Series matched the No. 1 and No. 2 teams.

Bowl Games and the National Championship

(How the bowl games determined the national champion from 1965 to present. Year listed is the football season before the bowl games.)

Note: The national champion was selected before the bowl games as follows: Associated Press (1936-64 and 1966-67); United Press International (1950-73); Football Writers Association of America (1954), and National Football Foundation and Hall of Fame (1959-70).

1965 The Associated Press (AP) selected Alabama as national champion after it defeated Nebraska, 39-28, in the Orange Bowl on January 1, 1966.

1968 AP selected Ohio State as national champion after it defeated Southern California, 27-16, in the Rose Bowl on January 1, 1969.

1969 AP selected Texas as national champion after it defeated Notre Dame, 21-17, in the Cotton Bowl on January 1, 1970.

1970 AP selected Nebraska as national champion after it defeated LSU, 17-12, in the Orange Bowl on January 1, 1971.

1971 AP selected Nebraska as national champion after it defeated Alabama, 38-6, in the Orange Bowl on January 1, 1972.

1972 AP selected Southern California as national champion after it defeated Ohio State, 42-17, in the Rose Bowl on January 1, 1973.

1973 AP selected Notre Dame as national champion after it defeated Alabama, 24-23, in the Sugar Bowl on December 31, 1973.

Beginning in 1974, all four of the national polls waited until after the bowl-game results before selecting a national champion. The following list shows how the bowl games figured in the final national championship polls for AP and UPI:

1974 First year of the agreement between the American Football Coaches Association (AFCA) and the UPI Board of Coaches to declare any teams on NCAA probation ineligible for the poll. AP—Oklahoma (11-0-0) did not participate in a bowl game because of NCAA probation. UPI—Southern California (10-1-1) defeated Ohio State, 18-17, in the Rose Bowl on January 1, 1975.

1975 AP and UPI both selected Oklahoma (11-1-0). Coach Barry Switzer's Sooners defeated Michigan, 14-6, in the Orange Bowl on January 1, 1976. Ohio State had led the AP poll for nine consecutive weeks until a 23-10 loss to UCLA in the Rose Bowl on January 1, 1976. Oklahoma had led the AP poll for the first four weeks of the year.

1976 AP and UPI both selected Tony Dorsett-led Pittsburgh (12-0-0). Pittsburgh whipped Georgia, 27-3, in the Sugar Bowl on January 1, 1977. Pittsburgh took over the No. 1 position from Michigan in the ninth week of the season en route to an undefeated year.

1977 AP and UPI were in agreement again, picking Notre Dame as national titlist. The Irish crushed previously undefeated and top-ranked Texas, 38-10, in the Cotton Bowl on January 2, 1978. Notre Dame was the sixth team to be ranked No. 1 during the 1977 season in the AP poll.

BOWL/ALL-STAR RECORDS

1978 This was the last time until the 1991 season that the two polls split on a national champion, with AP selecting Alabama (11-1-0) and UPI going for Southern California (12-1-0). Alabama, ranked No. 2 in the AP poll, upset No. 1 Penn State, 14-7, in the Sugar Bowl on January 1, 1979. Alabama had been ranked No. 1 in the first two weeks of the season until a 24-14 loss to Southern California.

1979 Unbeaten Alabama (12-0-0) was the unanimous choice of both polls. Bear Bryant's Tide whipped Arkansas easily, 24-9, in the Sugar Bowl on January 1, 1980, to claim the title.

1980 Georgia made it three No. 1's in a row for the Southeastern Conference with an undefeated season (12-0-0) to take the top spot in both polls. Vince Dooley's Bulldogs downed Notre Dame, 17-10, behind freshman phenom Herschel Walker in the Sugar Bowl on January 1, 1981.

1981 Both polls selected unbeaten Clemson (12-0-0). The Tigers gave coach Danny Ford the first Clemson national football championship with a 22-15 victory over Nebraska in the Orange Bowl on January 1, 1982. Clemson did not take over the AP No. 1 slot until the next-to-last poll of the year.

1982 AP and UPI both selected Penn State (11-1-0). The Nittany Lions were No. 2 in the AP poll but knocked off No. 1 Georgia, 27-23, in the Sugar Bowl on January 1, 1983. Georgia had led the AP poll for the final five weeks of the season.

1983 AP and UPI had no choice but to select Miami (Florida) as the unanimous champion after the No. 2 Hurricanes downed No. 1 Nebraska, 31-30, in the Orange Bowl on January 2, 1984. Many observers felt this may have been the most exciting Orange Bowl ever played as the Cornhuskers failed on a two-point conversion attempt with 48 seconds remaining. Nebraska had led the AP poll since the first week of the season.

1984 Unknown and a victim of the Mountain time zone, Brigham Young (13-0-0) overcame many obstacles to ascend to No. 1 in both polls. Coach LaVell Edwards' Cougars downed Michigan, 24-17, in the Holiday Bowl on December 21, 1984. BYU took over the top spot in the AP poll with three weeks left in the season after four other teams came and went as the top-rated team.

1985 Oklahoma (11-1-0) returned as the unanimous choice of both polls. Barry Switzer's Sooners knocked off top-rated Penn State, 25-10, in the Orange Bowl on January 1, 1986, to claim the national title.

1986 Penn State (12-0-0) had to battle top-rated Miami (Florida) in the Fiesta Bowl to take the top slot in both polls. Joe Paterno's No. 2 Nittany Lions upset the Hurricanes, 14-10, on January 2, 1987, to claim the championship. Miami (Florida) had been ranked No. 1 for the final 10 weeks of the season.

1987 Miami (Florida) (12-0-0) bounced back to a similar scenario as Jimmy Johnson's Hurricanes played underdog and finished ranked first in both polls. The No. 2 Hurricanes beat No. 1-ranked Oklahoma, 20-14, in the Orange Bowl on January 1, 1988. The Sooners had been the top-rated AP team for 13 of the season's 15 polls.

1988 Notre Dame (12-0-0) finished as the top team in both polls and gave the Fiesta Bowl its second national title game in three seasons. Lou Holtz's Irish whipped West Virginia, 34-21, on January 2, 1989, to claim their eighth AP title. Notre Dame took over the top spot in the poll from UCLA in the ninth week of the season.

1989 Miami (Florida) (11-1-0) claimed its second national title in three years in both polls. The Hurricanes downed Alabama, 33-25, in the Sugar Bowl on January 1, 1990, while No. 1-ranked Colorado lost to Notre Dame, 21-6, in the Orange Bowl to clear the way. Notre Dame led the AP poll for 12 of the 15 weeks.

1990 Colorado (11-1-0) and Georgia Tech (11-0-1) split the polls for the first time since 1978 with the Buffs taking the AP vote and the Jackets the UPI. Colorado bounced back from a disappointing 1989 title march to edge Notre Dame, 10-9, in the Orange Bowl on January 1, 1991. Georgia Tech had little trouble with Nebraska, 45-21, in the Florida Citrus Bowl on January 1, 1991, to finish as Division I-A's only undefeated team.

1991 Miami (Florida) (12-0-0) and Washington (12-0-0) kept Division I-A playoff talk alive with a split in the national polls for the second consecutive year. The Hurricanes took the AP vote, while the Huskies took both the USA Today/CNN and UPI polls. If either had stumbled in a bowl, then the other would have been a unanimous selection. However, Washington drubbed Michigan, 34-14, in the Rose Bowl, and Miami (Florida) had little trouble shutting out Nebraska, 22-0, in the Orange Bowl later that evening.

1992 No. 2 Alabama (13-0-0) turned in a magnificent performance in the Sugar Bowl by upsetting No. 1 Miami (Florida), 34-13, in a game dominated by the Crimson Tide. It marked the first year of the bowl coalition, and the bowlmeisters managed to match the top two teams for the national championship. It also marked the 17th time that a No. 1 team in the AP poll was knocked off in a bowl game since 1951. Alabama was named No. 1 in all polls after the January 1, 1993, matchup.

1993 No. 1 Florida State downed No. 2 Nebraska, 18-16, in the Orange Bowl to become a unanimous national champion. Notre Dame, winner over Texas A&M (24-21) in the Cotton Bowl, wanted to claim the title after beating the Seminoles in the regular season. But a late-season loss to Boston College cost the Irish in the polls. Florida State was No. 1 in all polls after the bowls.

1994 No. 1 Nebraska halted a seven-game bowl losing streak by posting a come-from-behind victory, 24-17, over Miami (Florida) in the Orange Bowl to cap a perfect 13-0 season with the national title. No. 2 Penn State, also undefeated at 12-0, downed Oregon, 38-20, in the Rose Bowl but had to settle for second place in the polls. Nebraska was No. 1 in all polls after the bowls.

1995 Another unanimous year for undefeated and No. 1 Nebraska. The Cornhuskers posted back-to-back national titles with a convincing 62-24 victory over No. 2 Florida in the bowl alliance's Fiesta Bowl matchup.

1996 No. 3 Florida took the national crown in all polls after meeting and beating No. 1 Florida State, 52-20, in the bowl alliance matchup in the Sugar Bowl. Just a month earlier, the Seminoles had knocked off No. 1 Florida and the Gators returned the favor. No. 2 Arizona State was defeated, 20-17, by Ohio State in the non-alliance Rose Bowl and dropped out of national championship consideration.

1997 In the last year before the bowl alliance would include the Rose Bowl, the two top-ranked teams—Michigan and Nebraska—never met for the title. Michigan, the final

No. 1 in the Associated Press media poll defeated Washington State, 21-16, in the Rose Bowl while Nebraska, No. 1 in the final USA Today/ESPN coaches' poll, rolled over Tennessee, 42-17, in the Orange Bowl. Both teams were rewarded with a piece of the national title. It was the fourth time in the 1990s that the national champion was either shared or unclear.

1998 In the first year of the Bowl Championship Series (BCS), the No. 1 and No. 2 teams (Tennessee and Florida State, respectively) met for the title in the Fiesta. The BCS rankings were a compilation of the Associated Press, USA Today/ESPN, Seattle Times, New York Times, Sagarin polls and schedule strength to arrive at the top two teams. Tennessee defeated Florida State, 23-16, and was a unanimous No. 1 in all polls.

1999 In the second year of the BCS, No. 1 Florida State met No. 2 Virginia Tech in the Sugar Bowl. Florida State downed the Hokies, 46-29, to capture the title. The Seminoles, ranked No. 1 all year, went wire-to-wire in most polls for its second national prize in the 1990s.

2000 The third year of the BCS again matched the No. 1 and No. 2 teams (Oklahoma and Florida State, respectively), this time in the Orange Bowl. Oklahoma used team speed and a stingy defense to down the Seminoles, 13-2, holding Heisman Trophy winner Chirs Weinke without a touchdown. The Sooners were a unanimous pick in all polls.

2001 In the fourth year of the BCS, Miami (Florida) became the only undefeated team in the country (12-0) and claimed the mythical title by defeating Nebraska, 37-14, in the Rose Bowl. Miami was ranked No. 1 in the AP poll but Nebraska, No. 4 in the poll, was selected for the championship game over No. 2 Oregon. Heisman Trophy winner Eric Crouch was a member of the losing Cornhusker squad, while coach Larry Coker led Miami to the title in his first season as a head coach.

2002 The fifth year of the BCS ratings matched the No. 1 and No. 2 teams (Miami [Florida] and Ohio State) in the Fiesta Bowl and it turned out to be one of the most exciting college football bowls/poll championships. No. 2 Ohio State prevailed 31-24 after two overtime periods over No. 1 Miami (Florida), a team that had been ranked No. 1 since the first week of the season. Jim Tressel coached the Buckeyes to their first title since 1968 in only his second year at the helm. He also had four Division I-AA national titles at Youngstown State.

2003 The sixth year of the BCS brought nothing but questions as the No. 1 and No. 2 teams in both major polls failed to meet in the title game. Southern California and LSU were No. 1 and No. 2, respectively, in both polls (media and coaches'), but No. 3 Oklahoma held onto its No. 1 spot in the BCS final ratings despite being trounced in the Big 12 championship game. The BCS matched Oklahoma and No. 2 LSU in the Sugar Bowl for the BCS title, while No. 1 Southern California played in the Rose Bowl against Michigan. LSU beat Oklahoma, 21-14, to claim the BCS title and the No. 1 slot in the USA Today/ESPN poll, but Southern California downed Michigan, 28-14, to secure its No. 1 ranking in the Associated Press final poll. That meant another split national championship and grumbling began again for a better system to determine a clear-cut national titlist.

Bowl Results of Teams Ranked in The Associated Press Poll

The bowls and national polls have been perpetually linked since 1936, when The Associated Press introduced its weekly college football poll. The final AP poll was released at the end of the regular season until 1965, when bowl results were included for one year, dropped for two more and then added again in 1968 until the present. This is a list of the key bowl games as they related to the AP poll since 1936 (with pertinent references made to other polls where applicable).

(Key to polls: AP, Associated Press; UPI, United Press International; FW, Football Writers; NFF, National Football Foundation and Hall of Fame; USA/CNN, USA Today/Cable News Network; USA/NFF, USA Today/National Football Foundation and Hall of Fame; UPI/NFF, United Press International/National Football Foundation and Hall of Fame.)

1936 SUGAR—No. 6 Santa Clara beat No. 2 LSU, 21-14; ROSE—No. 3 Pittsburgh beat No. 5 Washington, 21-0; ORANGE—No. 14 Duquesne beat unranked Mississippi St., 13-12; COTTON—No. 16 TCU beat No. 20 Marquette, 16-6. (Minnesota selected No. 1 but did not play in a bowl)

1937 ROSE—No. 2 California beat No. 4 Alabama, 13-0; SUGAR—No. 9 Santa Clara beat No. 8 LSU, 6-0; COTTON—No. 18 Rice beat No. 17 Colorado, 28-14. (Pittsburgh selected No. 1 but did not play in a bowl)

1938 SUGAR—No. 1 TCU beat No. 6 Carnegie Mellon, 15-7; ORANGE—No. 2 Tennessee beat No. 4 Oklahoma, 17-0; ROSE—No. 7 Southern California beat No. 3 Duke, 7-3; COTTON—Unranked St. Mary's (Cal.) beat No. 11 Texas Tech, 20-13. (TCU selected No. 1)

1939 SUGAR—No. 1 Texas A&M beat No. 5 Tulane, 14-13; ROSE—No. 3 Southern California beat No. 2 Tennessee, 14-0; ORANGE—No. 16 Georgia Tech beat No. 6 Missouri, 21-7; COTTON—No. 12 Clemson beat No. 11 Boston College, 6-3. (Texas A&M selected No. 1)

1940 ROSE—No. 2 Stanford beat No. 7 Nebraska, 21-13; SUGAR—No. 5 Boston College beat No. 4 Tennessee, 19-13; COTTON—No. 6 Texas A&M beat No. 12 Fordham, 13-12; ORANGE—No. 9 Mississippi St. beat No. 13 Georgetown, 14-7. (Minnesota selected No. 1 but did not play in a bowl)

1941 ROSE—No. 12 Oregon St. beat No. 2 Duke, 20-16 (played at Durham, N.C., because of World War II); SUGAR—No. 6 Fordham beat No. 7 Missouri, 2-0; COTTON—No. 20 Alabama beat No. 9 Texas A&M, 29-21; ORANGE—No. 14 Georgia beat unranked TCU, 40-26. (Minnesota selected No. 1 but did not play in a bowl)

1942 ROSE—No. 2 Georgia beat No. 13 UCLA, 9-0; SUGAR—No. 7 Tennessee beat No. 4 Tulsa, 14-7; COTTON—No. 11 Texas beat No. 5 Georgia Tech, 14-7; ORANGE—No. 10 Alabama beat No. 8 Boston College, 37-21. (Ohio St. selected No. 1 but did not play in a bowl)

1943 ROSE—Unranked Southern California beat No. 12 Washington, 29-0; COTTON—No. 14 Texas tied unranked Randolph Field, 7-7; SUGAR—No. 13 Georgia Tech beat No. 15 Tulsa, 20-18. (Notre Dame selected No. 1 but did not play in a bowl)

1944 ROSE—No. 7 Southern California beat No. 12 Tennessee, 25-0; ORANGE—Unranked Tulsa beat No. 13 Georgia Tech, 26-12; No. 3 Randolph Field beat No. 20 Second Air Force, 13-6, in a battle of military powers. (Army selected No. 1 but did not play in a bowl)

1945 ROSE—No. 2 Alabama beat No. 11 Southern California, 34-14; COTTON—No. 10 Texas beat unranked Missouri, 40-27; ORANGE—Unranked Miami (Fla.) beat No. 16 Holy Cross, 13-6; SUGAR—No. 5 Oklahoma St. beat No. 7 St. Mary's (Cal.), 33-13. (Army selected No. 1 but did not play in a bowl)

1946 COTTON—No. 8 LSU tied No. 16 Arkansas, 0-0; ROSE—No. 5 Illinois beat No. 4 UCLA, 45-14; SUGAR—No. 3 Georgia beat No. 9 North Carolina, 20-10; ORANGE—No. 10 Rice beat No. 7 Tennessee, 8-0. (Notre Dame selected No. 1 but did not play in a bowl)

1947 ORANGE—No. 10 Georgia Tech beat No. 12 Kansas, 20-14; ROSE—No. 2 Michigan beat No. 8 Southern California, 49-0; SUGAR—No. 5 Texas beat No. 6 Alabama, 27-7; COTTON—No. 3 Southern Methodist tied No. 4 Penn St., 13-13. (Notre Dame selected No. 1 but did not play in a bowl; Michigan also declared champion in vote after Rose Bowl victory but AP kept Notre Dame as vote of record)

1948 ROSE—No. 7 Northwestern beat No. 4 California, 20-14; COTTON—No. 10 Southern Methodist beat No. 9 Oregon, 21-13; SUGAR—No. 5 Oklahoma beat No. 3 North Carolina, 14-6; ORANGE—Unranked Texas beat No. 8 Georgia, 41-28. (Michigan selected No. 1 but did not play in a bowl)

1949 ORANGE—No. 15 Santa Clara beat No. 11 Kentucky, 21-13; COTTON—No. 5 Rice beat No. 16 North Carolina, 27-13; ROSE—No. 6 Ohio St. beat No. 3 California, 17-14; SUGAR—No. 2 Oklahoma beat No. 9 LSU, 35-0. (Notre Dame selected No. 1 but did not play in a bowl)

1950 ROSE—No. 9 Michigan beat No. 5 California, 14-6; SUGAR—No. 7 Kentucky beat No. 1 Oklahoma, 13-7; ORANGE—No. 10 Clemson beat No. 15 Miami (Fla.), 15-14; COTTON—No. 4 Tennessee beat No. 3 Texas, 20-14. (Oklahoma selected No. 1 in vote before losing in Sugar Bowl)

1951 COTTON—No. 15 Kentucky beat No. 11 TCU, 20-7; ORANGE—No. 5 Georgia Tech beat No. 9 Baylor, 17-14; ROSE—No. 4 Illinois beat No. 7 Stanford, 40-7; SUGAR—No. 3 Maryland beat No. 1 Tennessee, 28-13. (Tennessee selected No. 1 in vote before losing in Sugar Bowl)

1952 ROSE—No. 5 Southern California beat No. 11 Wisconsin, 7-0; SUGAR—No. 2 Georgia Tech beat No. 7 Mississippi, 24-7; ORANGE—No. 9 Alabama beat No. 14 Syracuse, 61-6; COTTON—No. 10 Texas beat No. 8 Tennessee, 16-0. (Michigan St. selected No. 1 but did not play in a bowl)

1953 SUGAR—No. 8 Georgia Tech beat No. 10 West Virginia, 42-19; ORANGE—No. 4 Oklahoma beat No. 1 Maryland, 7-0; COTTON—No. 5 Rice beat No. 13 Alabama, 28-6; ROSE—No. 3 Michigan St. beat No. 5 UCLA, 28-20. (Maryland selected No. 1 before losing in Orange Bowl)

1954 ROSE—No. 1 Ohio St. beat No. 17 Southern California, 20-7; ORANGE—No. 14 Duke beat unranked Nebraska, 34-7; SUGAR—No. 5 Navy beat No. 6 Mississippi, 21-0; COTTON—Unranked Georgia Tech beat No. 10 Arkansas, 14-6. (Ohio St. remained No. 1 but UCLA named in UPI and FW polls)

1955 GATOR—Unranked Vanderbilt beat No. 8 Auburn, 25-13; ROSE—No. 2 Michigan St. beat No. 4 UCLA, 17-14; ORANGE—No. 1 Oklahoma beat No. 3 Maryland, 20-6; COTTON—No. 10 Mississippi beat No. 6 TCU, 14-13; SUGAR—No. 7 Georgia Tech beat No. 11 Pittsburgh, 7-0. (Oklahoma remained No. 1)

1956 SUGAR—No. 11 Baylor beat No. 2 Tennessee, 13-7; ORANGE—No. 20 Colorado beat No. 19 Clemson, 27-21; GATOR—No. 4 Georgia Tech beat No. 13 Pittsburgh, 21-14; ROSE—No. 3 Iowa beat No. 10 Oregon St., 35-19; COTTON—No. 14 TCU beat No. 8 Syracuse, 28-27. (Oklahoma selected No. 1 but did not play in a bowl)

1957 GATOR—No. 13 Tennessee beat No. 9 Texas A&M, 3-0; ROSE—No. 2 Ohio St. beat unranked Oregon, 10-7; COTTON—No. 5 Navy beat No. 8 Rice, 20-7; ORANGE—No. 4 Oklahoma beat No. 16 Duke, 48-21; SUGAR—No. 7 Mississippi beat No. 11 Texas, 39-7. (Auburn selected No. 1 but did not play in a bowl; Ohio St. selected No. 1 in both UPI and FW polls)

1958 SUGAR—No. 1 LSU beat No. 12 Clemson, 7-0; COTTON—No. 6 Air Force tied No. 10 TCU, 0-0; ROSE—No. 2 Iowa beat No. 16 California, 38-12; ORANGE—No. 5 Oklahoma beat No. 9 Syracuse, 21-6. (LSU remained No. 1 in AP and UPI but Iowa selected in FW poll)

1959 COTTON—No. 1 Syracuse beat No. 4 Texas, 23-14; ROSE—No. 8 Washington beat No. 6 Wisconsin, 44-8; ORANGE—No. 5 Georgia beat No. 18 Missouri, 14-0; SUGAR—No. 2 Mississippi beat No. 3 LSU, 21-0; BLUEBONNET—No. 11 Clemson beat No. 7 TCU, 23-7; LIBERTY—No. 12 Penn St. beat No. 10 Alabama, 7-0; GATOR—No. 9 Arkansas beat unranked Georgia Tech, 14-7. (Syracuse selected No. 1 by all four polls)

1960 ROSE—No. 6 Washington beat No. 1 Minnesota, 17-7; COTTON—No. 10 Duke beat No. 7 Arkansas, 7-6; SUGAR—No. 2 Mississippi beat unranked Rice, 14-6; ORANGE—No. 5 Missouri beat No. 4 Navy, 21-14; BLUEBONNET—No. 9 Alabama tied unranked Texas, 3-3. (Minnesota selected No. 1 by AP, UPI and NFF before losing in Rose Bowl; Mississippi named No. 1 in FW poll)

1961 COTTON—No. 3 Texas beat No. 5 Mississippi, 12-7; SUGAR—No. 1 Alabama beat No. 9 Arkansas, 10-3; ORANGE—No. 4 LSU beat No. 7 Colorado, 25-7; GOTHAM—Unranked Baylor beat No. 10 Utah St., 24-9; ROSE—No. 6 Minnesota beat No. 16 UCLA, 21-3. (Alabama selected No. 1 in AP, UPI and NFF, but Ohio St. picked by FW poll)

1962 ROSE—No. 1 Southern California beat No. 2 Wisconsin, 42-37; SUGAR—No.

3 Mississippi beat No. 6 Arkansas, 17-13; COTTON—No. 7 LSU beat No. 4 Texas, 13-0; GATOR—Unranked Florida beat No. 9 Penn St., 17-7; ORANGE—No. 5 Alabama beat No. 8 Oklahoma, 17-0. (Southern California selected No. 1 by all four polls)

1963 COTTON—No. 1 Texas beat No. 2 Navy, 28-6; ORANGE—No. 6 Nebraska beat No. 5 Auburn, 13-7; ROSE—No. 3 Illinois beat unranked Washington, 17-7; SUGAR—No. 8 Alabama beat No. 7 Mississippi, 12-7. (Texas selected No. 1 by all four polls)

1964 ORANGE—No. 5 Texas beat No. 1 Alabama, 21-17; ROSE—No. 4 Michigan beat No. 8 Oregon St., 34-7; COTTON—No. 2 Arkansas beat No. 6 Nebraska, 10-7; SUGAR—No. 7 LSU beat unranked Syracuse, 13-10. (Alabama selected No. 1 by AP and UPI before losing in the Orange Bowl, while Arkansas No. 1 in FW poll and Notre Dame No. 1 in NFF poll)

1965 (First year final poll taken after bowl games) ROSE—No. 5 UCLA beat No. 1 Michigan St., 14-12; COTTON—Unranked LSU beat No. 2 Arkansas, 14-7; SUGAR—No. 6 Missouri beat unranked Florida, 20-18; ORANGE—No. 4 Alabama beat No. 3 Nebraska, 39-28; BLUEBONNET—No. 7 Tennessee beat unranked Tulsa, 27-6; GATOR—Unranked Georgia Tech beat No. 10 Texas Tech, 31-21. (Alabama selected No. 1 in final poll but Michigan St. named by UPI and NFF polls and they tied in FW poll)

1966 (Returned to final poll taken before bowls) SUGAR—No. 3 Alabama beat No. 6 Nebraska, 34-7; ROSE—No. 7 Purdue beat unranked Southern California, 14-13; COTTON—No. 4 Georgia beat No. 10 Southern Methodist, 24-9; ORANGE—Unranked Florida beat No. 8 Georgia Tech, 27-12; LIBERTY—No. 9 Miami (Fla.) beat unranked Virginia Tech, 14-7. (Notre Dame selected No. 1 by AP, UPI and FW polls and tied with Michigan St. in NFF poll; neither team played in a bowl game and they tied in a regular-season game)

1967 ROSE—No. 1 Southern California beat No. 4 Indiana, 14-3; SUGAR—Unranked LSU beat No. 6 Wyoming, 20-13; ORANGE—No. 3 Oklahoma beat No. 2 Georgia, 26-24; COTTON—Unranked Texas A&M beat No. 8 Alabama, 20-16; GATOR—No. 10 Penn St. tied unranked Florida St., 17-17. (Southern California selected No. 1 in all four polls)

1968 (Returned to final poll taken after bowl games) ROSE—No. 1 Ohio St. beat No. 2 Southern California, 27-16; SUGAR—No. 9 Arkansas beat No. 4 Georgia, 16-2; ORANGE—No. 3 Penn St. beat No. 6 Kansas, 15-14; COTTON—No. 5 Texas beat No. 8 Tennessee, 36-13; BLUEBONNET—No. 20 Southern Methodist beat No. 10 Oklahoma, 28-27; GATOR—No. 16 Missouri beat No. 12 Alabama, 35-10. (Ohio St. remained No. 1)

1969 COTTON—No. 1 Texas beat No. 9 Notre Dame, 21-17; SUGAR—No. 13 Mississippi beat No. 3 Arkansas, 27-22; ORANGE—No. 2 Penn St. beat No. 6 Missouri, 10-3; ROSE—No. 5 Southern California beat No. 7 Michigan, 10-3. (Texas remained No. 1)

1970 COTTON—No. 6 Notre Dame beat No. 1 Texas, 24-11; ROSE—No. 12 Stanford beat No. 2 Ohio St., 27-17; SUGAR—No. 5 Tennessee beat No. 11 Air Force, 34-13; ORANGE—No. 3 Nebraska beat No. 8 LSU, 17-12; PEACH—No. 9 Arizona St. beat unranked North Carolina, 48-26. (Nebraska selected No. 1 in AP and FW polls while Texas was No. 1 in UPI and tied with Ohio St. in NFF poll)

1971 ORANGE—No. 1 Nebraska beat No. 2 Alabama, 38-6; SUGAR—No. 3 Oklahoma beat No. 5 Auburn, 40-22; ROSE—No. 16 Stanford beat No. 4 Michigan, 13-12; GATOR—No. 6 Georgia beat unranked North Carolina, 7-3; COTTON—No. 10 Penn St. beat No. 12 Texas, 30-6; FIESTA—No. 8 Arizona St. beat unranked Florida St., 45-38; BLUEBONNET—No. 7 Colorado beat No. 15 Houston, 29-17. (Nebraska remained No. 1 in all four polls)

1972 ROSE—No. 1 Southern California beat No. 3 Ohio St., 42-17; COTTON—No. 7 Texas beat No. 4 Alabama, 17-13; SUGAR—No. 2 Oklahoma beat No. 5 Penn St., 14-0; ORANGE—No. 9 Nebraska beat No. 12 Notre Dame, 40-6; GATOR—No. 6 Auburn beat No. 13 Colorado, 24-3; BLUEBONNET—No. 11 Tennessee beat No. 10 LSU, 24-17. (Southern California remained No. 1 in all four polls)

1973 SUGAR—No. 3 Notre Dame beat No. 1 Alabama, 24-23; ROSE—No. 4 Ohio St. beat No. 7 Southern California, 42-21; ORANGE—No. 6 Penn St. beat No. 13 LSU, 16-9; COTTON—No. 12 Nebraska beat No. 8 Texas, 19-3; FIESTA—No. 10 Arizona St. beat unranked Pittsburgh, 28-7; BLUEBONNET—No. 14 Houston beat No. 17 Tulane, 47-7. (Notre Dame selected No. 1 in AP, FW and NFF polls, Alabama named No. 1 by UPI but No. 2 Oklahoma was on probation and could not go to a bowl game)

1974 ROSE—No. 5 Southern California beat No. 3 Ohio St., 18-17; ORANGE—No. 9 Notre Dame beat No. 2 Alabama, 13-11; GATOR—No. 6 Auburn beat No. 11 Texas, 27-3; COTTON—No. 7 Penn St. beat No. 12 Baylor, 41-20; SUGAR—No. 8 Nebraska beat No. 18 Florida, 13-10; LIBERTY—Unranked Tennessee beat No. 10 Maryland, 7-3. (Oklahoma selected No. 1 in AP poll despite being on probation and not able to participate in bowl game; Southern California named No. 1 by UPI, FW and NFF polls)

1975 ROSE—No. 11 UCLA beat No. 1 Ohio St., 23-10; ORANGE—No. 3 Oklahoma beat No. 5 Michigan, 14-6; LIBERTY—No. 17 Southern California beat No. 2 Texas A&M, 20-0; SUGAR—No. 4 Alabama beat No. 8 Penn St., 13-6; FIESTA—No. 7 Arizona St. beat No. 6 Nebraska, 17-14; COTTON—No. 18 Arkansas beat No. 12 Georgia, 31-10; BLUEBONNET—No. 9 Texas beat No. 10 Colorado, 38-21. (Oklahoma selected No. 1 in all four polls)

1976 SUGAR—No. 1 Pittsburgh beat No. 5 Georgia, 27-3; ROSE—No. 3 Southern California beat No. 2 Michigan, 14-6; COTTON—No. 6 Houston beat No. 4 Maryland, 30-21; LIBERTY—No. 16 Alabama beat No. 7 UCLA, 36-6; ORANGE—No. 11 Ohio St. beat No. 12 Colorado, 27-10; FIESTA—No. 8 Oklahoma beat unranked Wyoming, 41-7; SUN—No. 10 Texas A&M beat unranked Florida, 37-14; BLUEBONNET—No. 13 Nebraska beat No. 9 Texas Tech, 27-24. (Pittsburgh remained No. 1 in all four polls)

1977 COTTON—No. 5 Notre Dame beat No. 1 Texas, 38-10; ORANGE—No. 6 Arkansas beat No. 2 Oklahoma, 31-6; SUGAR—No. 3 Alabama beat No. 9 Ohio St., 35-6; ROSE—No. 13 Washington beat No. 4 Michigan, 27-20; FIESTA—No. 8 Penn St. beat No. 15 Arizona St., 42-30; GATOR—No. 10 Pittsburgh beat No. 11 Clemson, 34-3. (Notre Dame selected No. 1 in all four polls)

1978 SUGAR—No. 2 Alabama beat No. 1 Penn St., 14-7; ROSE—No. 3 Southern California beat No. 5 Michigan, 17-10; ORANGE—No. 4 Oklahoma beat No. 6 Nebraska, 31-24; COTTON—No. 10 Notre Dame beat No. 9 Houston, 35-34; GATOR—No. 7 Clemson beat No. 20 Ohio St., 17-15; FIESTA—No. 8 Arkansas tied No. 15 UCLA, 10-10. (Alabama selected No. 1 in AP, FW and NFF polls, while Southern California named in UPI)

1979 ROSE—No. 3 Southern California beat No. 1 Ohio St., 17-16; SUGAR—No. 2 Alabama beat No. 6 Arkansas, 24-9; ORANGE—No. 5 Oklahoma beat No. 4 Florida St., 24-7; COTTON—No. 8 Houston beat No. 7 Nebraska, 17-14; SUN—No. 13 Washington beat No. 11 Texas, 14-7; FIESTA—No. 10 Pittsburgh beat unranked Arizona, 16-10. (Alabama selected No. 1 in all four polls)

1980 SUGAR—No. 1 Georgia beat No. 7 Notre Dame, 17-10; ORANGE—No. 4 Oklahoma beat No. 2 Florida St., 18-17; ROSE—No. 5 Michigan beat No. 16 Washington, 23-6; COTTON—No. 9 Alabama beat No. 6 Baylor, 30-2; GATOR—No. 3 Pittsburgh beat No. 18 South Carolina, 37-9; SUN—No. 8 Nebraska beat No. 17 Mississippi St., 31-17; FIESTA—No. 10 Penn St. beat No. 11 Ohio St., 31-19; BLUE-BONNET—No. 13 North Carolina beat unranked Texas, 16-7. (Georgia remained No. 1 in all four polls)

1981 ORANGE—No. 1 Clemson beat No. 4 Nebraska, 22-15; SUGAR—No. 10 Pittsburgh beat No. 2 Georgia, 24-20; COTTON—No. 6 Texas beat No. 3 Alabama, 14-12; GATOR—No. 11 North Carolina beat unranked Arkansas, 31-27; ROSE—No. 12 Washington beat No. 13 Iowa, 28-0; FIESTA—No. 7 Penn St. beat No. 8 Southern California, 26-10. (Clemson remained No. 1 in all four polls)

1982 SUGAR—No. 2 Penn St. beat No. 1 Georgia, 27-23; ORANGE—No. 3 Nebraska beat No. 13 LSU, 21-20; COTTON—No. 4 Southern Methodist beat No. 6 Pittsburgh, 7-3; ROSE—No. 5 UCLA beat No. 19 Michigan, 24-14; ALOHA—No. 9 Washington beat No. 16 Maryland, 21-20; FIESTA—No. 11 Arizona St. beat No. 12 Oklahoma, 32-21; BLUEBONNET—No. 14 Arkansas beat unranked Florida, 28-24. (Penn St. selected No. 1 in all four polls)

1983 ORANGE—No. 5 Miami (Fla.) beat No. 1 Nebraska, 31-30; COTTON—No. 7 Georgia beat No. 2 Texas, 10-9; SUGAR—No. 3 Auburn beat No. 8 Michigan, 9-7; ROSE—Unranked UCLA beat No. 4 Illinois, 45-9; HOLIDAY—No. 9 Brigham Young beat unranked Missouri, 21-17; GATOR—No. 11 Florida beat No. 10 Iowa, 14-6; FIESTA—No. 14 Ohio St. beat No. 15 Pittsburgh, 28-23. (Miami [Fla.], selected No. 1 in all four polls)

1984 HOLIDAY—No. 1 Brigham Young beat unranked Michigan, 24-17; ORANGE—No. 4 Washington beat No. 2 Oklahoma, 28-17; SUGAR—No. 5 Nebraska beat No. 11 LSU, 28-10; ROSE—No. 18 Southern California beat No. 6 Ohio St., 20-17; COTTON—No. 8 Boston College beat unranked Houston, 45-28; GATOR—No. 9 Oklahoma St. beat No. 7 South Carolina, 21-14; ALOHA—No. 10 Southern Methodist beat No. 17 Notre Dame, 27-20. (Brigham Young remained No. 1 in all four polls)

1985 ORANGE—No. 3 Oklahoma beat No. 1 Penn St., 25-10; SUGAR—No. 8 Tennessee beat No. 2 Miami (Fla.), 35-7; ROSE—No. 13 UCLA beat No. 4 Iowa, 45-28; COTTON—No. 11 Texas A&M beat No. 16 Auburn, 36-16; FIESTA—No. 5 Michigan beat No. 7 Nebraska, 27-23; BLUEBONNET—No. 10 Air Force beat unranked Texas, 24-16. (Oklahoma selected No. 1 in all four polls)

1986 FIESTA—No. 2 Penn St. beat No. 1 Miami (Fla.), 14-10; ORANGE—No. 3 Oklahoma beat No. 9 Arkansas, 42-8; ROSE—No. 7 Arizona St. beat No. 4 Michigan, 22-15; SUGAR—No. 6 Nebraska beat No. 5 LSU, 30-15; COTTON—No. 11 Ohio St. beat No. 8 Texas A&M, 28-12; CITRUS—No. 10 Auburn beat unranked Southern California, 16-7; SUN—No. 13 Alabama beat No. 12 Washington, 28-6. (Penn St. selected No. 1 in all four polls)

1987 ORANGE—No. 2 Miami (Fla.) beat No. 1 Oklahoma, 20-14; FIESTA—No. 3 Florida St. beat No. 5 Nebraska, 31-28; SUGAR—No. 4 Syracuse tied No. 6 Auburn, 16-16; ROSE—No. 8 Michigan St. beat No. 16 Southern California, 20-17; COTTON—No. 13 Texas A&M beat No. 12 Notre Dame, 35-10; GATOR—No. 7 LSU beat No. 9 South Carolina, 30-13; ALOHA—No. 10 UCLA beat unranked Florida, 20-16. (Miami [Fla.], selected No. 1 in all four polls)

1988 FIESTA—No. 1 Notre Dame beat No. 3 West Virginia, 34-21; ORANGE—No. 2 Miami (Fla.) beat No. 6 Nebraska, 23-3; SUGAR—No. 4 Florida St. beat No. 7 Auburn, 13-7; ROSE—No. 11 Michigan beat No. 5 Southern California, 22-14; COTTON—No. 9 UCLA beat No. 8 Arkansas, 17-3; CITRUS—No. 13 Clemson beat No. 10 Oklahoma, 13-6. (Notre Dame selected No. 1 in all four polls)

1989 ORANGE—No. 4 Notre Dame beat No. 1 Colorado, 21-6; SUGAR—No. 2 Miami (Fla.) beat No. 7 Alabama, 33-25; ROSE—No. 12 Southern California beat No. 3 Michigan, 17-10; COTTON—No. 8 Tennessee beat No. 10 Arkansas, 31-27; FIESTA—No. 5 Florida St. beat No. 6 Nebraska, 41-17; HALL OF FAME—No. 9 Auburn beat No. 21 Ohio St., 31-14; CITRUS—No. 11 Illinois beat No. 15 Virginia, 31-21. (Miami [Fla.], selected No. 1 in all four polls)

1990 ORANGE—No. 1 Colorado beat No. 5 Notre Dame, 10-9; CITRUS—No. 2 Georgia Tech beat No. 19 Nebraska, 45-21; COTTON—No. 4 Miami (Fla.) beat No. 3 Texas, 46-3; BLOCKBUSTER—No. 6 Florida St. beat No. 7 Penn St., 24-17; ROSE—No. 8 Washington beat No. 17 Iowa, 46-34; GATOR—No. 12 Michigan beat No. 15 Mississippi, 35-3; SUGAR—No. 10 Tennessee beat unranked Virginia, 23-22. (Colorado selected No. 1 in AP, FW and NFF polls, but Georgia Tech picked in UPI poll)

1991 ORANGE—No. 1 Miami (Fla.) beat No. 11 Nebraska, 22-0; ROSE—No. 2 Washington beat No. 4 Michigan, 34-14; COTTON—No. 5 Florida St. beat No. 9 Texas A&M, 10-3; BLOCKBUSTER—No. 8 Alabama beat No. 15 Colorado, 30-25; SUGAR—No. 18 Notre Dame beat No. 3 Florida, 39-28; FIESTA—No. 6 Penn St. beat No. 10 Tennessee, 42-17; CITRUS—No. 14 California beat No. 13 Clemson, 37-13; PEACH—No. 12 East Caro. beat No. 21 North Carolina St., 37-34; HOLIDAY—No. 7 Iowa tied unranked Brigham Young, 13-13. (Miami [Fla.], selected No. 1 in AP poll, while Washington named in USA/CNN, NFF and FW polls)

1992 SUGAR—No. 2 Alabama beat No. 1 Miami (Fla.), 34-13; GATOR—No. 14 Florida beat No. 12 North Carolina St., 27-10; COTTON—No. 5 Notre Dame beat No. 4 Texas A&M, 28-3; HALL OF FAME—No. 17 Tennessee beat No. 16 Boston College,

38-23; CITRUS—No. 8 Georgia beat No. 15 Ohio St., 21-14; ROSE—No. 7 Michigan beat No. 9 Washington, 38-31; ORANGE—No. 3 Florida St. beat No. 11 Nebraska, 27-14; FIESTA—No. 6 Syracuse beat No. 10 Colorado, 26-22; BLOCKBUSTER—No. 13 Stanford beat No. 21 Penn St., 24-3; PEACH—No. 19 North Carolina beat No. 24 Mississippi St., 21-17; COPPER—No. 18 Washington St. beat unranked Utah, 31-28. (Alabama selected No. 1 in all four polls)

1993 ORANGE—No. 1 Florida St. beat No. 2 Nebraska, 18-16; SUGAR—No. 8 Florida beat No. 3 West Virginia, 41-7; ROSE—No. 9 Wisconsin beat No. 14 UCLA, 21-16; COTTON—No. 4 Notre Dame beat No. 7 Texas A&M, 24-21; CARGUEST—No. 15 Boston College beat unranked Virginia, 31-13; FIESTA—No. 16 Arizona beat No. 10 Miami (Fla.), 29-0; FLORIDA CITRUS—No. 13 Penn St. beat No. 6 Tennessee, 31-13; HALL OF FAME—No. 23 Michigan beat unranked North Carolina St., 42-7; GATOR—No. 18 Alabama beat No. 12 North Carolina, 24-10; PEACH—No. 24 Clemson beat unranked Kentucky, 14-13; INDEPENDENCE—No. 22 Virginia Tech beat unranked Indiana, 45-20; HOLIDAY—No. 11 Ohio St. beat unranked Brigham Young, 28-21; COPPER—No. 20 Kansas St. beat unranked Wyoming, 52-17; LIBERTY—No. 25 Louisville beat unranked Michigan St., 18-7; ALOHA—No. 17 Colorado beat No. 25 Fresno St., 41-30; JOHN HANCOCK—No. 19 Oklahoma beat unranked Texas Tech, 41-10. (Florida St. selected in all four major polls—AP, FW, USA/CNN and USA/NFF)

1994 ORANGE—No. 1 Nebraska beat No. 3 Miami (Fla.), 24-17; ROSE—No. 2 Penn St. beat No. 12 Oregon, 38-20; FIESTA—No. 4 Colorado beat unranked Notre Dame, 41-24; SUGAR—No. 7 Florida St. beat No. 5 Florida, 23-17; FLORIDA CITRUS—No. 6 Alabama beat No. 13 Ohio St., 24-17; FREEDOM—No. 14 Utah beat No. 15 Arizona, 16-13; ALOHA—Unranked Boston College beat No. 11 Kansas St., 12-7; HOLIDAY—No. 20 Michigan beat No. 10 Colorado St., 24-14; PEACH—No. 23 North Carolina St. beat No. 16 Mississippi St., 28-24; INDEPENDENCE—No. 18 Virginia beat unranked TCU, 20-10; SUN—Unranked Texas beat No. 19 North Carolina, 35-31; GATOR—Unranked Tennessee beat No. 17 Virginia Tech, 45-23. (Nebraska selected in all four major polls—AP, UPI, USA/CNN and FW)

1995 FIESTA—No. 1 Nebraska beat No. 2 Florida, 62-24; ROSE—No. 17 Southern California beat No. 3 Northwestern, 41-32; FLORIDA CITRUS—No. 4 Tennessee beat No. 4 Ohio St., 20-14; ORANGE—No. 8 Florida St. beat No. 6 Notre Dame, 31-26; COTTON—No. 7 Colorado beat No. 12 Oregon, 38-6; SUGAR—No. 13 Virginia Tech beat No. 9 Texas, 28-10; HOLIDAY—No. 10 Kansas St. beat unranked Colorado St., 54-21; ALOHA—No. 11 Kansas beat unranked UCLA, 51-30; ALAMO—No. 19 Texas A&M beat No. 14 Michigan, 22-20; OUTBACK—No. 15 Penn St. beat No. 16 Auburn, 43-14; PEACH—No. 18 Virginia beat unranked Georgia, 34-27. (Nebraska selected in all four major polls—AP, UPI, USA/CNN and FW)

1996 SUGAR—No. 3 Florida beat No. 1 Florida St., 52-20; FIESTA—No. 7 Penn St. beat No. 20 Texas, 38-15; ROSE—No. 4 Ohio St. beat No. 2 Arizona St., 20-17; COTTON—No. 5 Brigham Young beat No. 14 Kansas St., 19-15; FLORIDA CITRUS—No. 9 Tennessee beat No. 11 Northwestern, 48-28; GATOR—No. 12 North Carolina beat No. 25 West Virginia, 20-13; OUTBACK—No. 16 Alabama beat No. 15 Michigan, 17-14; ORANGE—No. 6 Nebraska beat No. 10 Virginia Tech, 41-21; INDEPENDENCE—Unranked Auburn beat No. 24 Army, 32-29; SUN—Unranked Stanford beat unranked Michigan St., 38-0; HOLIDAY—No. 8 Colorado beat No. 13 Washington, 33-21; ALAMO—No. 21 Iowa beat unranked Texas Tech, 27-0; PEACH—No. 17 LSU beat unranked Clemson, 10-7; COPPER—Unranked Wisconsin beat unranked Utah, 38-10; CARGUEST—No. 19 Miami (Fla.) beat unranked Virginia, 31-21; LIBERTY—No. 23 Syracuse beat unranked Houston, 30-17; ALOHA—Unranked Navy beat unranked California, 42-38; LAS VEGAS—Unranked Nevada beat unranked Ball St., 18-15. (Florida selected in all four major polls—AP, USA/CNN, FW and NFF/HOF)

1997 ROSE—No. 1 Michigan beat No. 9 Washington St., 21-16; ORANGE—No. 2 Nebraska beat No. 7 Tennessee, 42-17; SUGAR—No. 3 Florida St. beat No. 12 Ohio St., 31-14; FIESTA—No. 8 Kansas St. beat No. 21 Syracuse, 35-18; COTTON—No. 5 UCLA beat No. 20 Texas A&M, 29-23; FLORIDA CITRUS—No. 4 Florida beat No. 16 Penn St., 21-6; ALAMO—No. 15 Purdue beat No. 24 Oklahoma St., 33-20; GATOR—No. 6 North Carolina beat unranked Virginia Tech, 42-3; HOLIDAY—No. 17 Colorado St. beat No. 23 Missouri, 35-24; PEACH—No. 11 Auburn beat unranked Clemson, 21-17; LAS VEGAS—Unranked Oregon beat unranked Air Force, 41-13; ALOHA—No. 18 Washington beat unranked Michigan St., 51-23; MOTOR CITY—No. 22 Mississippi beat unranked Marshall, 34-31; INSIGHT.COM—Unranked Arizona beat unranked New Mexico, 20-14; INDEPENDENCE—No. 13 LSU beat unranked Notre Dame, 27-9; CARGUEST—No. 25 Georgia Tech beat unranked West Virginia, 35-30; HUMANITARIAN—Unranked Cincinnati beat unranked Utah St., 35-19; SUN—No. 14 Arizona St. beat unranked Iowa, 17-7; LIBERTY—No. 19 Southern Miss. beat unranked Pittsburgh, 41-7; OUTBACK—No. 10 Georgia beat unranked Wisconsin, 33-6. (Michigan selected by AP [media], FW and NFF/HOF while Nebraska was picked by the USA/ESPN [coaches])

1998 FIESTA—No. 1 Tennessee beat No. 2 Florida St., 23-16; SUGAR—No. 3 Ohio St. beat No. 8 Texas A&M, 24-14; ROSE—No. 9 Wisconsin beat No. 6 UCLA, 38-31; ORANGE—No. 7 Florida beat No. 18 Syracuse, 31-10; HOLIDAY—No. 5 Arizona beat No. 14 Nebraska, 23-20; FLORIDA CITRUS—No. 15 Michigan beat No. 11 Arkansas, 45-31; GATOR—No. 12 Georgia Tech beat No. 17 Notre Dame, 35-28; COTTON—No. 20 Texas beat No. 25 Mississippi St., 38-11; PEACH—No. 19 Georgia beat No. 13 Virginia, 35-33; LIBERTY—No. 10 Tulane beat unranked Brigham Young, 41-27; OUTBACK—No. 22 Penn St. beat unranked Kentucky, 26-14; MICRON PC—No. 24 Miami (Fla.) beat unranked North Carolina St., 46-23; OAHU CLASSIC—No. 16 Air Force beat unranked Washington, 45-25; ALOHA CLASSIC—Unranked Colorado beat No. 21 Oregon, 51-43; INSIGHT.COM—No. 23 Missouri beat unranked West Virginia, 34-31; LAS VEGAS—Unranked North Carolina beat unranked San Diego St., 20-13; MOTOR CITY—Unranked Marshall beat unranked Louisville, 48-29; MUSIC CITY—Unranked Virginia Tech beat unranked Alabama, 38-7; HUMANITARIAN—Unranked Idaho beat unranked Southern Miss., 42-35; SUN—Unranked TCU beat unranked Southern California, 28-19; INDEPENDENCE—Unranked Mississippi beat unranked Texas Tech, 35-18. (Tennessee, No. 1 in the BCS poll, defeated No. 2 Florida St., 23-16, in the Fiesta Bowl and was named champion in all four major polls—AP [media], USA/ESPN [coaches], FW and NFF/HOF)

1999 SUGAR—No. 1 Florida St. beat No. 2 Virginia Tech, 46-29; FIESTA—No. 3 Nebraska beat No. 6 Tennessee, 31-21; ROSE—No. 4 Wisconsin beat No. 22 Stanford, 17-9; ORANGE—No. 8 Michigan beat No. 5 Alabama, 35-34 in overtime; HOLIDAY—No. 7 Kansas St. beat unranked Washington, 24-20; FLORIDA CITRUS—No. 9 Michigan St. beat No. 10 Florida, 37-34; MOTOR CITY—No. 11 Marshall beat unranked Brigham Young, 21-3; SUN—Unranked Oregon beat No. 12 Minnesota, 24-20; ALAMO—No. 13 Penn St. beat No. 18 Texas A&M, 24-0; COTTON—No. 24 Arkansas beat No. 14 Texas, 27-6; PEACH—No. 15 Mississippi St. beat unranked Clemson, 17-7; LIBERTY—No. 16 Southern Miss. beat unranked Colorado St., 23-17; GATOR—No. 23 Miami (Fla.) beat No. 17 Georgia Tech, 28-13; OUTBACK—No. 21 Georgia beat No. 19 Purdue, 28-25 in overtime; INSIGHT.COM—Unranked Colorado beat No. 25 Boston College, 62-28; LAS VEGAS—Unranked Utah beat unranked Fresno St., 17-16; MOBILE ALABAMA—Unranked TCU beat unranked East Caro., 28-14; ALOHA CLASSIC—Unranked Wake Forest beat unranked Arizona St., 23-3; OAHU CLASSIC—Unranked Hawaii beat unranked Oregon St., 23-17; MUSIC CITY—Unranked Syracuse beat unranked Kentucky, 20-13; HUMANITARIAN—Unranked Boise St. beat unranked Louisville, 34-31; MICRONPC.COM—Unranked Illinois beat unranked Virginia, 63-21; INDEPENDENCE—Unranked Mississippi beat unranked Oklahoma, 27-25. (BCS No. 1 Florida St. beat BCS No. 2 Virginia Tech, 46-29, in the Sugar Bowl and was selected champion in all four major polls—AP [media], USA/ESPN [coaches], FW and NFF/HOF)

2000 ORANGE—No. 1 Oklahoma beat No. 3 Florida St., 13-2; SUGAR—No. 2 Miami (Fla.) beat No. 7 Florida, 37-20; FIESTA—No. 5 Oregon St. beat No. 10 Notre Dame, 41-9; ROSE—No. 4 Washington beat No. 14 Purdue, 34-24; FLORIDA CITRUS—No. 17 Michigan beat No. 20 Auburn, 31-28; GATOR—No. 6 Virginia Tech beat No. 16 Clemson, 41-20; OUTBACK—Unranked South Carolina beat No. 19 Ohio St., 24-7; COTTON—No. 11 Kansas St. beat No. 21 Tennessee, 35-21; INDEPENDENCE—Unranked Mississippi St. beat unranked Texas A&M, 43-41, in overtime; ALAMO—No. 9 Nebraska beat No. 18 Northwestern, 66-17; HOLIDAY—No. 8 Oregon beat No. 12 Texas, 35-30; LIBERTY—No. 23 Colorado St. beat No. 22 Louisville, 22-17; PEACH—Unranked LSU beat No. 15 Georgia Tech, 28-14; OAHU CLASSIC—No. 24 Georgia beat unranked Virginia, 37-14; MOBILE ALABAMA—Unranked Southern Miss. beat No. 13 TCU, 28-21. (BCS No. 1 Oklahoma beat BCS No. 2 Florida St., 13-2, in the Orange Bowl and was selected champion in all four major polls—AP [media], USA/ESPN [coaches], FW and NFF/HOF)

2001 ROSE—No. 1 Miami (Fla.) beat No. 4 Nebraska, 37-14; FIESTA—No. 2 Oregon beat No. 3 Colorado, 38-16; ORANGE—No. 5 Florida beat No. 6 Maryland, 56-23; SUGAR—No. 12 LSU beat No. 7 Illinois, 47-34; FLORIDA CITRUS—No. 8 Tennessee beat No. 17 Michigan, 45-17; GATOR—No. 24 Florida St. beat No. 15 Virginia Tech, 30-17; OUTBACK—No. 14 South Carolina beat No. 22 Ohio St., 31-28; COTTON—No. 10 Oklahoma beat unranked Arkansas, 10-3; PEACH—Unranked North Carolina beat unranked Auburn, 16-10; LIBERTY—No. 23 Louisville beat No. 19 Brigham Young, 28-10; SILICON VALLEY—Unranked Michigan St. beat No. 20 Fresno St., 44-35; SUN—No. 13 Washington St. beat unranked Purdue, 33-27; INSIGHT.COM—No. 18 Syracuse beat unranked Kansas St., 26-3; MOTOR CITY—No. 25 Toledo beat unranked Cincinnati, 23-16; HOLIDAY—No. 9 Texas beat No. 21 Washington, 47-43; MUSIC CITY—Unranked Boston College beat No. 16 Georgia, 20-16; SEATTLE—Unranked Georgia Tech beat No. 11 Stanford, 24-14. (BCS No. 1 Miami [Fla.] beat BCS No. 2 Nebraska, 37-14, in the Rose Bowl and was selected champion in all four major polls—AP [media], USA/ESPN [coaches], FW and NFF/HOF)

2002 FIESTA—No. 2 Ohio St. beat No. 1 Miami (Fla.), 31-24 (2 ot); ORANGE—No. 5 Southern California beat No. 3 Iowa, 38-17; ROSE—No. 8 Oklahoma beat No. 7 Washington St., 34-14; SUGAR—No. 4 Georgia beat No. 16 Florida St., 26-13; CAPITAL ONE—No. 19 Auburn beat No. 10 Penn St., 13-9; GATOR—No. 17 North Carolina St. beat No. 11 Notre Dame, 28-6. (BCS No. 2 Ohio St. beat BCS No. 1 Miami [Fla.], 31-24 in two overtimes, in the Fiesta Bowl and was selected champion in all four major polls—AP [media], USA/ESPN [coaches], FW and NFF/HOF)

2003 SUGAR—No. 2 LSU beat No. 3 Oklahoma, 21-14; FIESTA—No. 7 Ohio St. beat No. 8 Kansas St., 35-28; ORANGE—No. 10 Miami (Fla.) beat No. 9 Florida St., 16-14; ROSE—No. 1 Southern California beat No. 4 Michigan, 28-14; PEACH—Unranked Clemson beat No. 6 Tennessee, 27-14; COTTON—No. 16 Mississippi beat No. 21 Oklahoma St., 31-28; CAPITAL ONE—No. 11 Georgia beat No. 12 Purdue, 34-27 (ot); OUTBACK—No. 13 Iowa beat No. 17 Florida, 37-17; HOLIDAY—No. 15 Washington St. beat No. 5 Texas, 28-20. (BCS No. 2 LSU beat BCS No. 1 Oklahoma, 21-14, in the Sugar Bowl and was selected champion in two of the four major polls—USA/ESPN and NFF/HOF. BCS No. 3 Southern California beat BCS No. 4 Oklahoma, 28-14, in the Rose Bowl and was selected No. 1 in the other two major polls—AP and FW)

Most Consecutive Bowl-Game Victories

(Bowls do not have to be in consecutive years; year listed is calendar year in which bowl was played)

College	Victories (Years)
Florida St.	11 (1985-86-88-89-90-92-93-94-95-96)
Southern California	9 (1923-24-30-32-33-39-40-44-45)
UCLA	8 (1983-84-85-86-86-87-89-91)
Georgia Tech	8 (1947-48-52-53-54-55-56-56)
Syracuse	7 (1989-89-90-92-93-96-97)
Colorado	6 (1993-95-96-97-98-99)
Penn St.	6 (1994-95-96-97-98-99)
Alabama	6 (1975-76-78-79-80-81)
Nebraska	6 (1969-71-72-73-74-74)
Arizona St.	5 (1970-71-72-73-75)
Alabama	5 (1991-93-93-95-97)
Marshall	5 (1998-99-00-01-02)
North Carolina	5 (1995-97-98-98-01)
Notre Dame	5 (1973-75-76-78-79)
Tennessee	5 (1986-86-88-90-91)
Penn St.	5 (1979-80-81-82-83)
Air Force	4 (1982-83-84-85)
Alabama	4 (1982-83-85-86)
Boston College	4 (2000-01-02-03)
Michigan	4 (1902-48-51-65)
North Carolina	4 (1979-80-81-82)
Wisconsin	4 (1989-00-00-02)
California	3 (1990-92-93)
UNLV	3 (1984-94-00)
Notre Dame	3 (1992-93-94)
Oklahoma	3 (2001-02-03)
South Carolina	3 (1995-01-02)
Southern California	3 (1993-95-96)
Wake Forest	3 (1992-99-02)

Most Consecutive Seasons With Bowl-Game Victories

- 11 Florida St.—85 Gator, Oklahoma St. 34-23; 86 All-American, Indiana 27-13; 87 Fiesta, Nebraska 31-28; 88 Sugar, Auburn 13-7; 89 Fiesta, Nebraska 41-17; 90 Blockbuster, Penn St. 24-17; 92 Cotton, Texas A&M 10-2; 93 Orange, Nebraska 27-14; 94 Rose, Nebraska 18-16; 95 Sugar, Florida 23-17; 96 Orange, Notre Dame 31-26. Coach: Bobby Bowden.
- 7 UCLA—83 Rose, Michigan 24-14; 84 Rose, Illinois 45-9; 85 Fiesta, Miami (Fla.) 39-37; 86 Rose, Iowa 45-28; 86 Freedom, Brigham Young 31-10; 87 Aloha, Florida 20-16; 89 Cotton, Arkansas, 17-3. Coach: Terry Donahue.
- 6 Georgia Tech—52 Orange, Baylor 17-14; 53 Sugar, Mississippi 24-7; 54 Sugar, West Virginia 42-19; 55 Cotton, Arkansas 14-6; 56 Sugar, Pittsburgh 7-0; 56 Gator, Pittsburgh 21-14. Coach: Bobby Dodd.
- 6 Nebraska—71 Orange, LSU 17-12; 72 Orange, Alabama 38-6; 73 Orange, Notre Dame 40-6; 74 Cotton, Texas 19-3; 69 Sun, Georgia 45-6; 74 Sugar, Florida 13-10; Coaches: Bob Devaney first 4 games, Tom Osborne last 2.
- 6 Alabama—75 Sugar, Penn St. 13-6; 76 Liberty, UCLA 36-6; 78 Sugar, Ohio St. 35-6; 79 Sugar, Penn St. 14-7; 80 Sugar, Arkansas 24-9; 81 Cotton, Baylor 30-2. Coach: Paul "Bear" Bryant.

Active Consecutive Appearances in Bowl Games

(Must have appeared in 2003-04 bowls)

Team	Appearances	Team	Appearances
Nebraska	35	Florida St.	22
Michigan	29	Tennessee	15

Undefeated, Untied Team Matchups in Bowl Games

Bowl	Date	Winner (Record Going In, Coach)	Loser (Record Going In, Coach)
Rose	1-1-21	California 28 (8-0, Andy Smith)	Ohio St. 0 (7-0, John Wilce)
Rose	1-2-22	0-0 tie: California (9-0, Andy Smith); Wash. & Jeff. (10-0, Earle "Greasy" Neale)	Washington St. 0 (9-0, Orin "Babe" Hollingbery)
Rose	1-1-27	7-7 tie: Alabama (9-0, Wallace Wade); Stanford (10-0, Glenn "Pop" Warner)	Oklahoma 0 (10-0, Tom Stidham)
Rose	1-1-31	Alabama 24 (9-0, Wallace Wade)	Tennessee 13 (10-0, Bob Neyland)
Orange	1-2-39	Tennessee 17 (10-0, Bob Neyland)	Tennessee 13 (10-0, Bob Neyland)
Sugar	1-1-41	Boston College 19 (10-0, Frank Leahy)	Tennessee 13 (10-0, Bob Neyland)
Sugar	1-1-52	Maryland 28 (9-0, Jim Tatum)	Maryland 6 (10-0, Jim Tatum)
Orange	1-2-56	Oklahoma 20 (10-0, Bud Wilkinson)	Alabama 6 (11-0, Paul "Bear" Bryant)
Orange	1-1-72	Nebraska 38 (12-0, Bob Devaney)	Alabama 23 (11-0, Paul "Bear" Bryant)
Sugar	12-31-73	Notre Dame 24 (10-0, Ara Parseghian)	

BOWL/ALL-STAR RECORDS

Bowl	Date	Winner (Record Going In, Coach)
Fiesta	1-2-87	Penn St. 14 (11-0, Joe Paterno)
Orange	1-1-88	Miami (Fla.) 20 (11-0, Jimmy Johnson)
Fiesta	1-2-89	Notre Dame 34 (11-0, Lou Holtz)
Sugar	1-1-93	Alabama 34 (12-0, Gene Stallings)
Fiesta	1-2-96	Nebraska 62 (11-0, Tom Osborne)
Sugar	1-4-00	Florida St. 46 (11-0, Bobby Bowden)
Fiesta	1-3-03	Ohio St. 31 (13-0, Jim Tressel)

Loser (Record Going In, Coach)
Miami (Fla.) 10 (11-0, Jimmy Johnson)
Oklahoma 14 (11-0, Barry Switzer)
West Virginia 21 (11-0, Don Nehlen)
Miami (Fla.) 13 (11-0, Dennis Erickson)
Florida 24 (12-0, Steve Spurrier)
Virginia Tech 29 (11-0, Frank Beamer)
Miami (Fla.) 24 (2 ot) (12-0, Larry Coker)

Undeclared Team Matchups in Bowl Games

(Both teams were undefeated but one or both was tied one or more times)

Bowl	Date	Winner (Record Going In, Coach)
Rose	1-1-25	Notre Dame 27 (9-0, Knute Rockne)
Rose	1-1-26	Alabama 20 (9-0, Wallace Wade)
Rose	1-2-33	Southern California 35 (9-0, Howard Jones)
Rose	1-1-35	Alabama 29 (9-0, Frank Thomas)
Rose	1-1-38	California 13 (9-0-1, Leonard "Stub" Allison)
Rose	1-1-40	Southern California 14 (7-0-2, Howard Jones)
Sugar	1-1-40	Texas A&M 14 (10-0, Homer Norton)
Rose	1-1-45	Southern California 25 (7-0-2, Jeff Cravath)
Cotton	1-1-48	13-13 tie: Penn St. (9-0, Bob Higgins); Southern Methodist (9-0-1, Matty Bell)
Orange	1-1-51	Clemson 15 (8-0-1, Frank Howard)
Sugar	1-1-53	Georgia Tech 24 (11-0, Bobby Dodd)
Rose	1-1-69	Ohio St. 27 (9-0, Woody Hayes)
Rose	1-1-80	Southern California 17 (10-0-1, John Robinson)
California	12-14-85	Fresno St. 51 (10-0-1, Jim Sweeney)

Loser (Record Going In, Coach)
Stanford 10 (7-0-1, Glenn "Pop" Warner)
Washington 19 (10-0-1, Enoch Bagshaw)
Pittsburgh 0 (8-0-2, Jack Sutherland)
Stanford 13 (9-0-1, Claude "Tiny" Thornhill)
Alabama 0 (9-0, Frank Thomas)
Tennessee 0 (10-0, Bob Neyland)
Tulane 13 (8-0-1, Lowell "Red" Dawson)
Tennessee 0 (7-0-1, John Barnhill)
Miami (Fla.) 14 (9-0-1, Andy Gustafson)
Mississippi 7 (8-0-2, John Vaught)
Southern California 16 (9-0-1, John McKay)
Ohio St. 16 (11-0, Earle Bruce)
Bowling Green 7 (11-0, Denny Stolz)

Bowl Rematches of Regular-Season Opponents

Date	Regular Season	Date	Bowl-Game Rematch
10-9-43	Texas A&M 28, LSU 13	1-1-44	(Orange) LSU 19, Texas A&M 14
11-22-45	South Carolina 13, Wake Forest 13	1-1-46	(Gator) Wake Forest 26, South Carolina 14
10-6-56	Iowa 14, Oregon St. 13	1-1-57	(Rose) Iowa 35, Oregon St. 19
10-31-59	LSU 7, Mississippi 3	1-1-60	(Sugar) Mississippi 21, LSU 0
9-18-65	Michigan St. 13, UCLA 3	1-1-66	(Rose) UCLA 14, Michigan St. 12
10-4-75	Ohio St. 41, UCLA 20	1-1-76	(Rose) UCLA 23, Ohio St. 10
11-11-78	Nebraska 17, Oklahoma 14	1-1-79	(Orange) Oklahoma 31, Nebraska 24
9-25-82	UCLA 31, Michigan 27	1-1-83	(Rose) UCLA 24, Michigan 14
9-7-87	Michigan St. 27, Southern California 13	1-1-88	(Rose) Michigan St. 20, Southern California 17
11-26-94	Florida 31, Florida St. 31	1-2-95	(Sugar) Florida St. 23, Florida 17
9-23-95	Toledo 49, Nevada 35	12-14-95	(Las Vegas) Toledo 40, Nevada 37 (ot)
11-30-96	Florida St. 24, Florida 21	1-2-97	(Sugar) Florida 52, Florida St. 20
11-15-97	Notre Dame 24, LSU 6	12-28-97	(Independence) LSU 27, Notre Dame 9

Bowl-Game Facts

The Bowl/Basketball Connection

Ten times in history, a football bowl winner also won the NCAA men's basketball championship during the same academic year. They are as follows:

Year	School	Bowl	Date of Bowl
1999-00	Michigan St.	Florida Citrus	1-1-00
1992-93	North Carolina	Peach	1-2-93
1988-89	Michigan	Rose	1-2-89
1981-82	North Carolina	Gator	12-28-81
1973-74	North Carolina St.	Liberty	12-17-73
1965-66	UTEP	Sun	12-31-65
1950-51	Kentucky	Sugar	1-1-51
1947-48	Kentucky	Great Lakes	12-6-47
1945-46	Oklahoma St.	Sugar	1-1-46
1944-45	Oklahoma St.	Cotton	1-1-45

One-Time Wonders

Five major-college teams have played in only one bowl game in their football history, and three of those have posted victories. The one-time bowlers (listed alphabetically) are as follows:

School	Date	Bowl	Opponent (Score)
Eastern Mich.	12-12-87	California	San Jose St. (30-27)
Idaho	12-30-98	Humanitarian	Southern Miss. (42-35)
Kent St.	12-29-72	Tangerine	Tampa (18-21)
Northern Ill.	12-17-83	California	Cal St. Fullerton (20-13)
Rutgers	12-16-78	Garden State	Arizona St. (18-34)

Year-by-Year Bowl Facts

(A note about bowl-game dates: Traditionally, bowl games have been played on January 1, but as more bowl games joined the holiday lineup, schedule adjustments were made whereby some bowl games are now played as early as mid-December. In the interest of avoiding confusion, all years referred to in bowl records are the actual calendar year in which the bowl game was played.)

1917 Coach Hugo Bezdek led the first of three teams to the Rose Bowl from 1917 to 1923. His Oregon team beat Pennsylvania, 14-0, in 1917; his Mare Island squad defeated Camp Lewis, 19-7, in 1918; and his Penn State team lost to Southern California, 14-3, in 1923. In his 1923 trip with the Nittany Lions, Bezdek almost came to blows with Southern California coach Elmer "Gloomy Gus" Henderson because Penn State did not arrive for the game until an hour after the scheduled kickoff time. Henderson accused Bezdek of not taking the field until the hot California sun had gone down to give his winterized Easterners an advantage.

1919 George Halas (yes, "Papa Bear") was the player of the game for Great Lakes Naval Training Station in Chicago as the Sailors shut out Mare Island, 17-0, in another of the wartime Rose Bowls.

1923 The first Rose Bowl game actually played in the stadium in Pasadena saw Southern California defeat Penn State, 14-3.

1926 Johnny Mack Brown, one of Hollywood's most famous movie cowboys, also was one of college football's most exciting players at Alabama. He was selected player of the game for the Rose Bowl in the Crimson Tide's 20-19 victory over Washington.

1927 The Rose Bowl becomes the first coast-to-coast radio broadcast of a sporting event.

1929 The Rose Bowl game became one of the most famous in bowl history because of California player Roy Riegels' now-legendary wrong-way run. Early in the second quarter, with each team just changing possessions, Georgia Tech was on its own 20. Tech halfback Stumpy Thompson broke for a seven-yard run, fumbled, and Riegels picked up the ball, momentarily headed for the Tech goal, then reversed his field and started run-

ning the wrong way. Teammate Benny Lom tried to stop him and finally did on the California one-yard line, where the dazed Riegels was pounced on by a group of Tech tacklers. Lom went back to punt on the next play and the kick was blocked out of the end zone for a safety, which decided the contest, eventually won by Georgia Tech, 8-7.

1938 The first Orange Bowl played in Miami's new stadium, which seated 22,000 at the time, saw Auburn edge Michigan State, 6-0. Also, in the second annual Cotton Bowl, Colorado's do-it-all standout Byron "Whizzer" White, the Rhodes Scholar and future U.S. Supreme Court justice, passed for one score and returned a pass interception for another, but the Buffs lost to Rice, 28-14.

1941 On December 6, 1941, Hawaii defeated Willamette, 20-6, but a second Rainbows' postseason game, scheduled with San Jose State for the next week, was cancelled after the attack on Pearl Harbor.

1942 You would think a team making only one first down and gaining only 75 yards to its opponent's 309 yards could not come out of a game a 29-21 victor, but it happened in the Cotton Bowl as Alabama downed Texas A&M. The Tide intercepted seven of A&M's 42 passes and recovered five Aggie fumbles. Also, the Rose Bowl was moved for one year to Durham, N.C., because of wartime considerations that precluded large gatherings on the West Coast, and Oregon State downed Duke, 20-16.

1946 The first and only bowl game decided after time expired was the Orange Bowl when Miami (Florida) downed Holy Cross, 13-6. Time expired as Miami halfback Al Hudson returned an 89-yard intercepted pass for the deciding score.

1949 A Pacific Coast team had never been allowed to play in a major bowl other than the Rose Bowl, but the conference leadership let Oregon play in the Cotton Bowl against Southern Methodist. Doak Walker and Kyle Rote led Southern Methodist to a 20-13 victory over the Ducks and quarterback Norm Van Brocklin. John McKay, later the head coach at Southern California, also was on the Oregon roster.

1953 The Rose, Cotton, Sugar and Orange Bowls were televised nationally for the first time.

1954 Dicky Maegle of Rice may be the best-remembered bowl player, not because of his 265 yards rushing and three touchdowns vs. Alabama in 1954, but because of what happened on a 95-yard scoring run. Alabama's Tommy Lewis became infamous by coming off the bench to tackle Maegle in the Cotton Bowl, won by Rice, 28-6.

1960 In one of those pupil-vs.-teacher battles, former Georgia Tech player and assistant coach Frank Broyles led his Arkansas Razorbacks to a 14-7 Gator Bowl victory over his

former coach, Bobby Dodd, and the Yellow Jackets.

1962 Oregon State quarterback Terry Baker turned in the longest run in bowl history with a 99-yard scamper to down Villanova, 6-0, in the Liberty Bowl. Baker, an outstanding athlete, became the only Heisman Trophy winner to play in an NCAA Final Four basketball game later that academic year (1963).

1964 Utah and West Virginia became the first teams to play a major bowl game indoors when they met in the Atlantic City Convention Hall. Utah won the Liberty Bowl, 32-6, beneath the bright indoor lights.

1965 The first Orange Bowl played under the lights in Miami saw Texas stun national champion Alabama and quarterback Joe Namath, 21-17.

1968 It was the student beating the teacher in the Cotton Bowl as Texas A&M head coach Gene Stallings saw his Aggies hold on for a 20-16 victory over Alabama and legendary head coach Paul "Bear" Bryant. Stallings had played (at Texas A&M) and coached (at Alabama) under Bryant. The "Bear" met Stallings at midfield after the contest and lifted the 6-foot-3 Aggie coach up in admiration. Also, the Astro-Bluebonnet Bowl (also known as the Bluebonnet Bowl) became the first bowl game to be played in a domed stadium as the Astrodome served as the site of the December 31, 1968, game between Southern Methodist (28) and Oklahoma (27).

1970 Three of the four legendary Four Horsemen of Notre Dame came to Dallas to watch the Fighting Irish drop a 21-17 Cotton Bowl game to Texas. The only other time Notre Dame had played in a bowl game was the 1925 Rose Bowl, when the Four Horsemen led the Irish to a 27-10 victory over Stanford.

1971 Notre Dame snapped the second-longest winning streak going into a bowl game by halting Texas' 30-game string, 24-11, in the Cotton Bowl. In 1951, Kentucky had stopped Oklahoma's 31-game streak in the Sugar Bowl, 13-7.

1976 Archie Griffin started his fourth straight Rose Bowl for Ohio State (1973-76), totaling 412 yards on 79 carries in the four games. The Buckeyes, under legendary head coach Woody Hayes, won only the 1974 contest, but Griffin is the only player to win two Heisman Trophies (1974-75).

1989 Texas Tech's James Gray set a college bowl record with 280 yards rushing in the All-American Bowl against Duke. Brigham Young's Ty Detmer set the bowl passing mark with 576 yards versus Penn State in the Holiday Bowl.

Special Regular- and Postseason Games

Postseason Games

UNSANCTIONED OR OTHER BOWLS

The following bowl and/or postseason games were unsanctioned by the NCAA or otherwise had no team classified as major college at the time of the bowl. Most are postseason games; in many cases, complete dates and/or statistics are not available and the scores are listed only to provide a historical reference. Attendance of the game, if known, is listed in parentheses after the score.

ALL-SPORTS BOWL

(Oklahoma City, Okla.)

12-9-61—Okla. Panhandle 28, Langston 14 (8,000)
12-8-62—Neb.-Omaha 34, East Central 21 (2,500)
12-7-63—Northeastern St. 59, Slippery Rock 12
12-5-64—Sul Ross St. 21, East Central 13

ALUMINUM BOWL (NAIA Title Game)

(Little Rock, Ark.)

12-22-56—Montana St. 0, St. Joseph's (Ind.) 0

ANGEL BOWL

(Los Angeles, Calif.)

12-28-46—Florida A&M 6, Wiley 6 (12,000)

AZALEA BOWL

(Orlando, Fla.)

1-1-46—Knoxville 18, Florida Normal 0 (4,000)

AZALEA CLASSIC

(Mobile, Ala.)

12-4-71—Jackson St. 40, Alabama A&M 21
12-7-74—Bethune-Cookman 19, Langston 3 (1,000)

AZTEC BOWL

(Mexico City, Mexico)

12-50—Whittier 27, Mexico All-Stars 14
12-53—Mexico City 45, Eastern N.M. 26
12-97—Division III All-Stars 42, Mexico Collegians 41 (12,000) (at Toluca)
12-12-98—Division III All-Stars 40, Mexico Collegians 13 (18,000) (at Monterrey)
12-99—Division III All-Stars 44, Mexico Collegians 13 (12,000) (at Mexico City)
12-00—Division III All-Stars 27, Mexico Collegians 26 (8,000) (at Merida)
12-15-01—Division III All-Stars 37, Mexico Collegians 5 (10,000) (at Saltillo)

12-02—Division III All-Stars 15, Mexico Collegians 9 (6,000) (at Torreon)
12-13-03—Mexico Collegians 34, Division III All-Stars 31 (8,000) (at Cancun)

BEAN BOWL

(Scottsbluff, Neb.)

11-24-49—Idaho St. 20, Chadron St. 2
11-23-50—Doane 14, Northern Colo. 6

BEAVER BOWL

(Corry, Pa.)

11-15-58—Slippery Rock 6, Edinboro 0 (3,000)

BICENTENNIAL BOWL

(Little Rock, Ark.)

11-29-75—Henderson St. 27, East Central 14 (2,000)

BICENTENNIAL BOWL

(Richmond, Va.)

12-11-76—South Carolina St. 26, Norfolk St. 10 (7,500)

BOOT HILL BOWL

(Dodge City, Kan.)

12-70—Cameron 13, N.M. Highlands 12
12-4-71—Dakota St. 23, Northwestern Okla. 20 (2,000)
12-2-72—William Penn 17, Emporia St. 14 (2,000)
12-1-73—Millikin 51, Bethany (Kan.) 7 (1,600)
11-30-74—Washburn 21, Millikin 7 (2,500)
11-22-75—Buena Vista 24, St. Mary's (Kan.) 21 (2,700)
11-20-76—Benedictine 29, Washburn 14 (3,000)
11-19-77—Mo. Western St. 35, Benedictine 30 (1,000)
11-18-78—Chadron St. 30, Baker (Kan.) 19 (3,000)
11-17-79—Pittsburg St. 43, Peru St. 14 (2,800)
11-21-80—Cameron 34, Adams St. 16

BOTANY BOWL

11-24-55—Neb.-Kearney 34, Northern St. 13

BOY'S RANCH BOWL

(Abilene, Texas)

12-13-47—Missouri Valley 20, McMurry 13 (2,500)

BURLEY BOWL

(Johnson City, Tenn.)

1-1-46—High Point 7, Milligan 7 (3,500)
11-28-46—Southeastern La. 21, Milligan 13 (7,500)
11-27-47—West Chester 20, Carson-Newman 6 (10,000)
11-25-48—West Chester 7, Appalachian St. 2 (12,000)
11-24-49—Emory & Henry 32, Hanover 0 (12,000)
11-23-50—Emory & Henry 26, Appalachian St. 6 (12,000)

11-22-51—Charleston (W.V.) 27, Lebanon Valley 20 (9,000)

11-27-52—East Tenn. St. 34, Emory & Henry 16
11-26-53—East Tenn. St. 48, Emory & Henry 12
11-25-54—Appalachian St. 28, East Tenn. St. 13
11-24-55—East Tenn. St. 7, Appalachian St. 0
11-22-56—Memphis 32, East Tenn. St. 12

CAJUN BOWL

12-47—McNeese St. 0, Southern Ark. 0

CATTLE BOWL

(Fort Worth, Texas)

1-1-47—Ark.-Pine Bluff 7, Lane 0 (1,000)
1-1-48—Samuel Huston 7, Philander Smith 0 (800)

CEMENT BOWL

(Allentown, Pa.)

12-8-62—West Chester 46, Hofstra 12

CHARITY BOWL

(Los Angeles, Calif.)

12-25-37—Fresno St. 27, Central Ark. 26 (5,000)

CHRISTMAS BOWL

(Natchitoches, La.)

12-6-58—Northwestern St. 18, Sam Houston St. 11
12-5-59—Delta St. 19, East Central 0

CIGAR BOWL

(Tampa, Fla.)

1-1-47—Delaware 21, Rollins 7 (9,500)
1-1-48—Missouri Valley 26, West Chester 7 (10,000)
1-1-49—Missouri Valley 13, St. Thomas (Minn.) 13 (11,000)
1-2-50—Florida St. 19, Wofford 6 (14,000)
1-1-51—Wis.-La Crosse 47, Valparaiso 14 (12,000)
12-29-51—Brooke Army Medical 20, Camp Lejeune Marines 0 (7,500) (see Cigar Bowl in Service Games)
12-13-52—Tampa 21, Lenoir-Rhyne 12 (7,500)
1-1-54—Missouri Valley 12, Wis.-La Crosse 12 (5,000)
12-17-54—Tampa 21, Charleston (W.V.) 0

CITRACADO BOWL

(see Citracado Bowl in Service Games)

COCONUT BOWL

(Miami, Fla.)

1-1-42—Florida Normal 0, Miami All-Stars 0 (9,000)
1-1-46—Bethune-Cookman 32, Albany St. (Ga.) 0 (5,000)
1-1-47—Bethune-Cookman 13, Columbia (S.C.) Sporting Club 0 (5,000)

CORN BOWL**(Bloomington, Ill.)**

11-27-47—Southern Ill. 21, North Central 0 (5,500)
 11-25-48—Ill. Wesleyan 6, Eastern Ill. 0 (8,500)
 11-24-49—Western Ill. 13, Wheaton (Ill.) 0 (4,567)
 11-23-50—Mo.-Rolla 7, Illinois St. 6 (2,500)
 11-22-51—Lewis 21, William Jewell 12 (2,000)
 11-26-53—Western Ill. 32, Iowa Wesleyan 0
 11-24-55—Luther 24, Western Ill. 20 (3,100)

COSMOPOLITAN BOWL**(Alexandria, La.)**

12-51—McNeese St. 13, Louisiana Col. 6

COTTON-TOBACCO BOWL**(Greensboro, N.C.)**

1-1-46—Johnson Smith 18, Allen 6
 1-1-47—Norfolk St. 0, Richmond 0 (10,000)

COWBOY BOWL**(Lawton, Okla.)**

12-11-71—Howard Payne 16, Cameron 13
 12-9-72—Harding 30, Langston 27

DOLL AND TOY CHARITY GAME**(Gulfport, Miss.)**

12-3-37—Southern Miss. 7, Appalachian St. 0 (2,000)

EASTERN BOWL**(Allentown, Pa.)**

12-14-63—East Caro. 27, Northeastern 6 (2,700)

ELKS BOWL

1-2-54—Charleston (W.V.) 12, East Caro. 0 (4,500) (at Greenville, N.C.)

12-11-54—Newberry 20, Appalachian St. 13 (at Raleigh, N.C.)

FISH BOWL**(Corpus Christi, Texas)**

11-48—Southwestern (Tex.) 7, Corpus Christi 0

FISH BOWL**(Norfolk, Va.)**

12-4-48—Hampton 20, Central St. 19

FLOWER BOWL**(Jacksonville, Fla.)**

1-1-42—Johnson Smith 13, Lane 0 (4,500)
 1-1-43—N.C. A&T 14, Southern U. 6 (2,000)
 1-1-44—Allen 33, Winston-Salem 0 (2,000)
 1-1-45—Texas College 18, N.C. A&T 0 (5,000)
 1-1-46—Grambling 19, Lane 6 (6,000)
 1-1-47—Delaware St. 7, Florida Normal 6 (3,000)
 1-1-48—Bethune-Cookman 6, Lane 0 (3,000)

FRUIT BOWL**(San Francisco, Calif.)**

12-14-47—Central St. 26, Prairie View 0 (9,000)
 12-5-48—Southern U. 30, San Fran. St. 0 (5,000)

GATE CITY BOWL**(Atlanta, Ga.)**

12-21-74—Tuskegee 15, Norfolk St. 14 (6,252)

GLASS BOWL**(Toledo, Ohio)**

12-7-46—Toledo 21, Bates 12 (12,000)
 12-6-47—Toledo 20, New Hampshire 14 (13,500)
 12-4-48—Toledo 27, Oklahoma City 14 (8,500)
 12-3-49—Cincinnati 33, Toledo 13

GOLD BOWL**(Richmond, Va.)**

12-3-77—South Carolina St. 10, Winston-Salem 7 (14,000)
 12-2-78—Virginia Union 21, N.C. A&T 6 (7,500)
 12-1-79—South Carolina St. 39, Norfolk St. 7 (8,000)
 12-6-80—N.C. A&T 37, N.C. Central 0 (3,374)

GOLDEN ISLES BOWL**(Brunswick, Ga.)**

12-1-62—McNeese St. 21, Samford 14

GRAPE BOWL**(Lodi, Calif.)**

12-13-47—Pacific 35, Utah St. 21 (12,000)
 12-11-48—Hardin-Simmons 35, Pacific 35 (10,000)

GREAT LAKES BOWL**(Cleveland, Ohio)**

12-5-48—John Carroll 14, Canisius 13 (18,000)

GREAT SOUTHWEST BOWL**(Grand Prairie, Texas)**

12-31-60—Tex. A&M-Kingsville 45, Arkansas Tech 14 (3,900)

HOLIDAY BOWL**(St. Petersburg, Fla.)**

12-21-57—Pittsburg St. 27, Hillsdale 26
 12-20-58—Northeastern St. 19, Northern Ariz. 13

12-19-59—Tex. A&M-Kingsville 20, Lenoir-Rhyne 7 (9,500)
 12-10-60—Lenoir-Rhyne 15, Humboldt St. 14 (also served as NAIA national title game)

HOOSIER BOWL**(See Turkey Bowl)****INTERNATIONAL BOWL**

12-52—Tex. A&M-Kingsville 49, Hereico Colegio Military 0

IODINE BOWL**(Charleston, S.C.)**

12-3-49—Johnson Smith 20, Allen 12
 12-9-50—Allen 20, Bethune-Cookman 0 (1,000)
 12-1-51—Allen 33, Morris College 14 (3,000)
 12-5-53—Allen 33, Paul Quinn 6

KICKAPOO BOWL**(Wichita Falls, Texas)**

12-5-47—Midwestern St. 39, Central Ark. 20 (5,000)

LIONS BOWL**(Ruston, La.)**

12-4-6—Grambling 69, Miss. Industrial 12
 12-5-47—Grambling 47, Bethune-Cookman 6
 12-4-9—Grambling 21, Texas College 18
 12-2-50—Bishop 35, Grambling 0
 12-1-51—Grambling 52, Bishop 0 (at Shreveport, La.)
 12-6-52—Grambling 27, Alcorn St. 13 (at Monroe, La.)

LIONS BOWL**(Salisbury, N.C.)**

12-13-52—Clarion 13, East Caro. 6 (3,000)

MERCY BOWL II**(Anaheim, Calif.)**

12-11-71—Cal St. Fullerton 17, Fresno St. 14 (16,854)

MIRZA SHRINE BOWL**(Pittsburg, Kan.)**

12-1-50—Central Mo. St. 32, Pittsburg St. 21

MISSOURI-KANSAS BOWL**(Kansas City, Mo.)**

12-4-48—Emporia St. 34, Southwest Mo. St. 20

MOILA SHRINE CLASSIC**(St. Joseph, Mo.)**

11-24-79—Mo. Western St. 72, William Jewell 44 (1,600)
 11-22-80—Truman 17, Pittsburg St. 14 (500)

NATIONAL CLASSIC**(Greensboro, N.C.)**

12-4-54—N.C. Central 19, Tennessee St. 6

NEW YEAR'S CLASSIC**(Honolulu, Hawaii)**

1-1-34—Santa Clara 26, Hawaii 7
 1-1-35—Hawaii 14, California 0 (later called Poi Bowl)

OIL BOWL**(Houston, Texas)**

1-1-44—La.-Lafayette 24, Ark.-Monticello 7 (12,000)

OLEANDER BOWL**(Galveston, Texas)**

1-2-50—McMurry 19, Missouri Valley 13 (7,500)

OLYMPIAN BOWL**(see Pythian Bowl)****OPTIMIST BOWL****(Houston, Texas)**

12-21-46—North Texas 14, Pacific 13 (5,000)

ORANGE BLOSSOM CLASSIC**(Miami, Fla.)**

12-2-33—Florida A&M 9, Howard 6
 12-13-34—Florida A&M 13, Virginia St. 12
 12-12-35—Kentucky St. 19, Florida A&M 10
 12-5-36—Prairie View 25, Florida A&M 0
 12-9-37—Florida A&M 25, Hampton 20
 12-8-38—Florida A&M 9, Kentucky St. 7
 12-9-39—Florida A&M 42, Wiley 0
 12-7-40—Central St. 0, Florida A&M 0
 12-6-41—Florida A&M 15, Tuskegee 7
 12-12-42—Florida A&M 12, Texas College 6
 12-4-43—Hampton 39, Florida A&M 0
 12-9-44—Virginia St. 19, Florida A&M 6
 12-8-45—Wiley 32, Florida A&M 6
 12-7-46—Lincoln (Pa.) 20, Florida A&M 0 (at Tampa)
 12-6-47—Florida A&M 7, Hampton 0
 12-4-48—Virginia Union 10, Florida A&M 6 (16,000)
 12-10-49—N.C. A&T 20, Florida A&M 14
 12-2-50—Central St. 13, Florida A&M 6
 12-1-51—Florida A&M 67, N.C. Central 6
 12-6-52—Florida A&M 29, Virginia St. 7
 12-5-53—Prairie View 33, Florida A&M 27

12-4-54—Florida A&M 67, Md.-East. Shore 19
 12-3-55—Grambling 28, Florida A&M 21
 12-1-56—Tennessee St. 41, Florida A&M 39
 12-14-57—Florida A&M 27, Md.-East. Shore 21
 12-13-58—Prairie View 26, Florida A&M 8
 12-5-59—Florida A&M 28, Prairie View 7
 12-10-60—Florida A&M 40, Langston 26
 12-9-61—Florida A&M 14, Jackson St. 8 (47,791)
 12-8-62—Jackson St. 22, Florida A&M 6
 12-14-63—Morgan St. 30, Florida A&M 7
 12-5-64—Florida A&M 42, Grambling 15
 12-4-65—Morgan St. 36, Florida A&M 7
 12-3-66—Florida A&M 43, Alabama A&M 26
 12-2-67—Grambling 28, Florida A&M 25
 12-7-68—Alcorn St. 36, Florida A&M 9 (37,398)
 12-6-69—Florida A&M 23, Grambling 19 (36,784) (at Tallahassee, Fla.)
 12-12-70—Jacksonville St. 21, Florida A&M 7 (31,184)
 12-11-71—Florida A&M 27, Kentucky St. 9 (26,161)
 12-2-72—Florida A&M 41, Md.-East. Shore 21 (21,606)
 12-8-73—Florida A&M 23, South Carolina St. 12 (18,996)
 12-7-74—Florida A&M 17, Howard 13 (20,166)
 12-6-75—Florida A&M 40, Kentucky St. 13 (27,875)
 12-4-76—Florida A&M 26, Central St. 21 (18,000)
 12-3-77—Florida A&M 37, Delaware St. 15 (29,493)
 12-2-78—Florida A&M 31, Grambling 7

ORCHID BOWL**(Mexico City, Mexico)**

1-1-42—Louisiana Col. 10, U. of Mexico 0 (8,000)
 12-28-46—Mississippi Col. 43, U. of Mexico 7 (7,500)

PALM FESTIVAL**(Miami, Fla.)**

1-2-33—Miami (Fla.) 7, Manhattan 0 (6,000)
 1-1-34—Duquesne 33, Miami (Fla.) 7 (3,500) (forerunner to Orange Bowl)

PALMETTO SHRINE**(Columbia, S.C.)**

12-10-55—Lenoir-Rhyne 14, Newberry 13 (6,000)

PAPER BOWL**(Pensacola, Fla.)**

12-18-48—Jacksonville St. 19, Troy St. 0
 12-16-49—Jacksonville St. 12, West Ala. 7 (3,000)
 12-2-50—Pensacola Alumni Cardinals 7, Jacksonville St. 6 (3,600)

PEACH BLOSSOM CLASSIC**(Atlanta, Ga.)**

12-9-39—Morris Brown 13, Virginia St. 7
 12-6-40—Morris Brown 28, Kentucky St. 6 (1,500)
 12-6-41—Morris Brown 7, N.C. Central 6 (6,000) (at Columbus, Ga.)
 12-4-42—Morris Brown 20, Lane 0 (3,000) (at Columbus, Ga.)

PEACH BOWL**(Macon, Ga.)**

12-13-46—Tenn. Wesleyan 14, Ga. Military 13 (5,000)
 12-6-47—Virginia St. 48, Morris Brown 0
 12-3-49—Morris Brown 33, Texas College 28 (at Atlanta, Ga.)

PEANUT BOWL**(Dothan, Ala.)**

12-21-68—Ouachita Baptist 39, West Ala. 6

PEAR BOWL**(Medford, Ore.)**

11-28-46—Southern Ore. St. 13, Central Wash. 8 (3,000) (at Ashland, Ore.)
 11-27-47—Pacific Lutheran 27, Southern Ore. St. 21
 11-25-48—Col. of Idaho 27, Southern Ore. St. 20 (2,500)
 11-24-49—Pacific (Ore.) 33, UC Davis 15 (4,000)
 11-23-50—Lewis & Clark 61, San Fran. St. 7 (4,000)
 11-24-51—Pacific (Ore.) 25, UC Davis 7 (4,000)

PECAN BOWL**(Orangeburg, S.C.)**

12-7-46—South Carolina St. 13, Johnson Smith 6
 12-13-47—South Carolina St. 7, Allen 0 (3,000)

PELICAN BOWL**(New Orleans, La.)**

12-2-72—Grambling 56, N.C. Central 6 (22,500) (at Durham, N.C.)
 12-7-74—Grambling 28, South Carolina St. 7 (30,120)
 12-27-75—Southern U. 15, South Carolina St. 12 (6,748)

PENINSULA BOWL**(Charleston, S.C.)**

12-2-50—Allen 47, South Carolina St. 13 (7,500)

**PHILLIPS FIELD BOWL
(Tampa, Fla.)**

12-8-51—Tampa 7, Brandeis 0

**PIEDMONT TOBACCO BOWL
(Fayetteville, N.C.)**

12-7-46—Allen 40, Fayetteville St. 6 (900)

PINEAPPLE BOWL**(Honolulu, Hawaii)**

1-1-40—Oregon St. 39, Hawaii 6 (formerly called Poi Bowl)

1-1-41—Fresno St. 3, Hawaii 0

1-1-47—Hawaii 19, Utah 16 (25,000)

1-1-48—Hawaii 33, Redlands 32 (12,000)

1-1-49—Oregon St. 47, Hawaii 27 (15,000)

1-2-50—Stanford 74, Hawaii 20

1-1-51—Hawaii 28, Denver 27

1-1-52—San Diego St. 34, Hawaii 13

POI BOWL**(Honolulu, Hawaii)**

1-1-36—Southern California 38, Hawaii 6

1-2-37—Hawaii 18, Honolulu All-Stars 12

1-1-38—Washington 53, Hawaii 13 (13,500)

1-2-39—UCLA 32, Hawaii 7 (later called Pineapple Bowl)

POULTRY BOWL**(Gainesville, Ga.)**

12-8-73—Stephen F. Austin 31, Gardner-Webb 10 (2,500)

12-7-74—Guilford 7, William Penn 7 (1,000) (at Greensboro, N.C.) (Guilford awarded win on 10-8 edge in first downs)

PRAIRIE VIEW BOWL**(Also called Bayou City Bowl)****(Houston, Texas)**

1-1-29—Atlanta 7, Prairie View 0

1-1-30—Fisk 20, Prairie View 0

1-1-31—Tuskegee 19, Prairie View 7

1-1-32—Prairie View 27, Alabama St. 2

1-1-33—Prairie View 14, Tuskegee 0

1-1-34—Prairie View 20, Langston 7

1-1-35—Tuskegee 15, Prairie View 6

1-1-36—Wiley 7, Prairie View 6

1-1-37—Tuskegee 6, Prairie View 0 (3,000)

1-1-38—Prairie View 27, Florida A&M 14

1-2-39—Prairie View 34, Tuskegee 0

1-1-40—Prairie View 7, Xavier (La.) 6

1-1-41—Prairie View 7, Alabama St. 6

1-1-42—Kentucky St. 19, Prairie View 13

1-1-43—Langston 18, Prairie View 13

1-1-44—Prairie View 6, Wiley 0 (5,000)

1-1-45—Wiley 26, Prairie View 0 (4,000)

1-1-46—Prairie View 12, Tuskegee 0 (10,000)

1-1-47—Prairie View 14, Lincoln (Mo.) 0 (1,500) (called Houston Bowl)

1-1-48—Texas Southern 13, Prairie View 0

1-1-49—Central St. 6, Prairie View 0 (9,000)

1-2-50—Prairie View 27, Fisk 6 (4,718)

1-1-51—Prairie View 6, Bishop 0

1-1-52—Prairie View 27, Ark.-Pine Bluff 26

1-1-53—Texas Southern 13, Prairie View 12 (13,000)

1-1-54—Prairie View 33, Texas Southern 8

1-1-55—Prairie View 14, Texas Southern 12 (10,000)

1-2-56—Prairie View 59, Fisk 0 (7,500)

1-1-57—Prairie View 27, Texas Southern 6

1-1-58—Prairie View 6, Texas Southern 6 (3,500)

1-1-59—Prairie View 34, Langston 8

1-1-60—Prairie View 47, Wiley 10 (1,200)

12-31-60—Prairie View 19, Ark.-Pine Bluff 8 (1,400)

12-1-62—Prairie View 37, Central St. 16

PRETZEL BOWL**(Reading, Pa.)**

11-24-51—West Chester 32, Albright 9 (7,500)

PYTHIAN BOWL**(Salisbury, N.C.)**

11-26-49—Appalachian St. 21, Catawba 7

12-9-50—West Liberty St. 28, Appalachian St. 26

12-8-51—Lenoir-Rhyne 13, California (Pa.) 7 (4,500)

REFRIGERATOR BOWL**(Evansville, Ind.)**

12-4-48—Evansville 13, Missouri Valley 7 (7,500)

12-3-49—Evansville 22, Hillsdale 7

12-2-50—Abilene Christian 13, Gust. Adolphus 7 (8,000)

12-2-51—Arkansas St. 46, Camp Breckinridge 12 (10,000)

12-7-52—Western Ky. 34, Arkansas St. 19 (9,500)

12-6-53—Sam Houston St. 14, Col. of Idaho 12 (7,500)

12-5-54—Delaware 19, Kent St. 7 (4,500)

12-4-55—Jacksonville St. 12, Rhode Island 10 (7,000)

12-1-56—Sam Houston St. 27, Middle Tenn. 13 (3,000)

RICE BOWL**(Stuggart, Ark.)**

12-57—Arkansas Tech 19, Ark.-Monticello 7

12-58—Louisiana Col. 39, Arkansas Tech 12

12-2-60—East Central 25, Henderson St. 7

ROCKET BOWL**(Huntsville, Ala.)**

11-19-60—Maryville (Tenn.) 19, Millsaps 0

SAN JACINTO SHRINE BOWL**(Pasadena, Texas)**

12-4-76—Abilene Christian 22, Harding 12 (8,000)

SHARE BOWL**(Knoxville, Tenn.)**

12-11-71—Carson-Newman 54, Fairmont St. 3 (1,200)

SHRIMP BOWL**(Galveston, Texas)**

12-27-52—Sam Houston St. 41, Northeastern St. 20 (3,500)

SHRINE BOWL**(Ardmore, Okla.)**

12-9-72—Southwestern Okla. 28, Angelo St. 6

SILVER BOWL**(Mexico City, Mexico)**

12-20-47—Mexico All-Stars 24, Randolph Field 19

12-11-48—Pacific Fleet 33, Mexico All-Stars 26

12-17-49—Trinity (Tex.) 52, Mexico 6

SMOKY MOUNTAIN BOWL**(Bristol, Tenn.)**

11-24-49—West Liberty St. 20, Western Caro. 0 (1,000)

SPACE CITY BOWL**(Huntsville, Ala.)**

11-24-66—Jacksonville St. 41, Ark.-Monticello 30

12-9-67—Samford 20, Ark.-Monticello 7

STEEL BOWL**(Birmingham, Ala.)**

1-1-41—Morris Brown 19, Central St. 3 (8,000)

1-1-42—Southern College All-Stars 26, Nashville Pros 13

1-1-52—Bethune-Cookman 27, Texas College 13 (1,500)

SUGAR CUP CLASSIC**(New Orleans, La.)**

11-28-64—Grambling 42, Bishop 6

TEXHOMA BOWL**(Denison, Texas)**

12-10-48—Ouachita Baptist 7, Southeastern Okla. 0

11-25-49—Austin (Tex.) 27, East Central 6

TEXTILE BOWL**(Spartanburg, S.C.)**

11-30-74—Wofford 20, South Carolina St. 0 (3,000)

TOBACCO BOWL**(Lexington, Ky.)**

12-14-46—Muhlenberg 26, St. Bonaventure 25 (3,000)

TROPICAL BOWL

12-18-51—Morris Brown 21, Alcorn St. 0

12-13-52—Bethune-Cookman 54, Albany St. (Ga.) 0

12-12-53—Virginia Union 13, Bethune-Cookman 0

TURKEY BOWL

11-28-46—Evansville 19, Northern Ill. 7 (12,000) (also called Hoosier Bowl)

VULCAN BOWL**(Birmingham, Ala.)**

1-1-42—Langston 13, Morris Brown 0 (7,000)

1-1-43—Texas College 13, Tuskegee 10 (6,000)

1-1-44—Tuskegee 12, Clark (Ga.) 7 (6,000)

1-1-45—Tennessee St. 13, Tuskegee 0 (5,000)

1-1-46—Tennessee St. 33, Texas College 6 (9,000)

1-1-47—Tennessee St. 32, Louisville Municipal 0 (4,000)

1-2-48—Central St. 27, Grambling 21 (8,000)

1-1-49—Kentucky St. 23, N.C. A&T 13 (5,000)

WEST VIRGINIA BOWL**(Clarksburg, W.V.)**

12-60—Fairmont St. 13, Salem Int'l 7

11-61—West Va. Wesleyan 12, Salem Int'l 0

WILL ROGERS BOWL**(Oklahoma City, Okla.)**

1-1-47—Pepperdine 38, Neb. Wesleyan 13 (800)

YAM BOWL**(Dallas, Texas)**

12-25-46—Texas Southern 64, Tuskegee 7 (5,000)

12-25-47—Southern U. 46, Fort Valley St. 0 (1,200)

SERVICE GAMES**AIRBORNE BOWL**

12-15-57—101st Airborne 20, 82nd Airborne 14

12-5-59—Fort Campbell 26, Fort Bragg 7

ARAB BOWL**(Oran, Africa)**

1-1-44—Army 10, Navy 7 (15,000)

ARMY ALL-STAR GAMES

8-30-42—Washington Redskins 26, Western Army All-Stars 7 (at Los Angeles, Calif.)

9-6-42—Western Army All-Stars 16, Chicago Cardinals 10 (at Denver, Colo.)

9-9-42—Western Army All-Stars 12, Detroit Lions 0 (at Detroit, Mich.)

9-12-42—Eastern Army All-Stars 16, New York Giants 0 (at New York, N.Y.)

9-13-42—Green Bay Packers 36, Western Army All-Stars 21 (at Milwaukee, Wis.)

9-16-42—Eastern Army All-Stars 13, Brooklyn Dodgers 7 (at Baltimore, Md.)

9-19-42—New York Giants 10, Western Army All-Stars 7 (at New York, N.Y.)

9-20-42—Chicago Bears 14, Eastern Army All-Stars 7 (at Boston, Mass.)

ARMY PACIFIC OLYMPICS**(Osaka, Japan)**

1-13-46—11th Airborne Angels 27, Clark Field 6

1-27-46—11th Airborne Angels 18, Honolulu All-Stars 0

ARMY-NAVY BENEFIT BOWL**(Tallahassee, Fla.)**

12-20-52—Parris Island 49, Fort Benning 0

ATOM BOWL**(Nagasaki, Japan)**

12-45—Nishahaya Tigers 14, Bertelli's Bears 13 (2,000)

BAMBINO BOWL**(Bari, Italy)**

11-23-44—Technical School 13, Playboys 0 (5,000)

BAMBOO BOWL**(Manila, Philippines)**

1-1-46—Clark Field Acpacs 14, Leyte Base 12 (40,000)

1-1-47—Manila Raiders 13, Scofield Barracks 6 (12,000)

12-47—Ryukgus Command Sea Horses 21, Hawaiian Mid-Pacific Commandos 0

1-1-50—All-Navy Guam 19, Clark Air Force Base 7

BLUEBONNET BOWL**(Houston, Texas)**

12-25-46—Texas Southern 49, Camp Hood 0

CHERRY BOWL**(Yokohama, Japan)**

1-1-52—Camp Drake 26, Yoksuka Naval Base 12

CHIGGER BOWL**(Dutch Guiana)**

1-1-45—Army Air Base Bonecrushers 6, Army Airway Rams 0 (1,200)

CHINA BOWL**(Shanghai)**

1-27-46—Navy All-Stars 12, Army All-Stars 0

1-1-47—11th Airborne 12, Army-Navy All-Stars 6

1-1-48—Marines (Guam) 45, China All-Stars 0

CIGAR BOWL

12-29-51—Brooke Army Medical 20, Camp Lejeune 0 (7,500)

CITRICADO BOWL

12-56—San Diego Marines 25, UC Santa Barb. 14

COCONUT BOWL**(New Guinea)**

1-6-45—Bulldogs 18, Crimson Tide 7 (3,000)

COFFEE BOWL**(London, England)**

3-19-44—United States 18, Canada 0

CONCH BOWL**(Key West, Fla.)**

11-24-57—Keesler Air Force Base 27, Maxwell Air Force Base 7

11-28-58—Keesler Air Force Base 14, Maxwell Air Force Base 8

COSMOPOLITAN BOWL**(Alexandria, La.)**

12-50—Camp Polk 26, Louisiana Col. 7

12-52—Louisiana Col. 14, Alexander Air Base 0

ELECTRONICS BOWL**(Biloxi, Miss.)**

12-9-51—Keesler Air Force Base 13, Camp Lejeune 0
 12-53—Eglin Air Force Base 19, Keesler Air Force Base 8
 12-54—Shaw Air Force Base 20, Keesler Air Force Base 19

EUROPEAN "ORANGE BOWL"**(Heidelberg, Germany)**

12-7-46—1st Division Artillery 27, 60th Infantry 13

EUROPEAN "ROSE BOWL"**(Augsburg, Germany)**

12-7-46—9th Division 20, 16th Infantry 7 (3,000)

EUROPEAN "SUGAR BOWL"**(Nuremberg, Germany)**

12-7-46—Grafenwohr Military 0, 39th Infantry 0

G. I. BOWL**(London, England)**

11-12-44—Army G.I.'s 20, Navy Bluejackets 0 (60,000)

ICE BOWL**(Fairbanks, Alaska)**

1-1-49—Ladd Air Force Base 0, University of Alaska 0 (500)

1-2-50—University of Alaska 3, Ladd Air Force Base 0

1-1-51—University of Alaska 0, Ladd Air Force Base 0

12-30-52—Ladd Air Force Base 47, University of Alaska 0

IRANIAN BOWL**(Teheran, Iran)**

12-12-44—Camp Amirabad 20, Camp Khorramshahr 0 (9,000)

JUNGLE BOWL**(Southwest Pacific)**

1-1-45—American All-Stars 49, Marines 0 (6,400)

LILY BOWL**(Hamilton, Bermuda)**

1-3-43—Army 19, Navy 18

1-1-44—Navy 19, Army 0

1-7-45—Navy 39, Army 6 (11,000)

1-5-47—Army 7, Navy 7 (9,000)

1-1-48—Air Force 12, Navy 12

1-1-49—Navy All-Stars 25, Kindley Fliers 6

MARINE BOWL**(Pritchard Field, Southwest Pacific)**

12-24-44—4th Marines 0, 29th Marines 0 (7,000)

MISSILE BOWL**(Orlando, Fla.)**

12-3-60—Quantico Marines 36, Pensacola Air Force Base 6

12-9-61—Fort Eustis 25, Quantico Marines 24

12-15-62—Fort Campbell 14, Lackland Air Force Base 10

12-14-63—Quantico Marines 13, San Diego Marines 10

12-5-64—Fort Benning 9, Fort Eustis 3

PALMETTO SHRINE**(Charleston, S.C.)**

1-1-55—Fort Jackson 26, Shaw Air Force Base 21

PARC DES PRINCES BOWL**(Paris, France)**

12-19-44—9th Air Force 6, 1st General Hospital 0 (20,000)

POI BOWL**(Honolulu, Hawaii)****(Pacific Ocean Areas Service Championship)**

1-8-45—Navy 14, Army Air Force 0 (29,000)

POINSETTIA BOWL**(San Diego, Calif.)**

12-20-52—Bolling Air Force Base 35, San Diego NTC 14

12-19-53—Fort Ord 55, Quantico Marines 19

12-19-54—Fort Sill 27, Bolling Air Force Base 6

12-17-55—Fort Ord 35, Pensacola NAS 13

POTATO BOWL**(Belfast, Ireland)**

1-1-44—Galloping Gaels 0, Wolverines 0

RICE BOWL**(Tokyo, Japan)**

1-1-46—11th Airborne Angels 25, 41st Division 12 (15,000)

12-46—Yokota Air Base 13, 1st AD 8 (7,000)

1-1-48—Korea All-Stars 19, Japan All-Stars 13

1-1-49—Army Ground Forces 13, Air Force 7 (20,000)

1-1-50—Air Force All-Stars 18, Army All-Stars 14

1-1-53—Camp Drake 25, Yokosuka Naval Base 6

1-1-54—Camp Fisher 19, Nagoya Air Base 13

1-1-55—Air Force 21, Marines 14

12-31-55—Air Force 33, Army 14 (40,000)

12-30-56—Army 21, Air Force 6

12-7-57—Johnson Air Base Vanguards 6, Marine Corps Sukiran Streaks 0

12-20-58—Air Force 20, Army 0

RIVIERA BOWL**(Marseille, France)**

1-1-45—Railway Shop Battalion Unit 37, Army All-Stars 0 (18,000)

SALAD BOWL**(Phoenix, Ariz.)**

1-1-53—San Diego Navy 81, 101st Airborne 20

1-1-54—Fort Ord 67, Great Lakes 12

SATELLITE BOWL**(Cocoa, Fla.)**

12-29-57—Fort Carson 12, Fort Dix 6

SHRIMP BOWL**(Galveston, Texas)**

1-1-55—Fort Ord 36, Fort Hood 0

12-18-55—Fort Hood 33, Little Creek 13

12-8-56—Bolling Air Force Base 29, Fort Hood 14

12-15-57—Bolling Air Force Base 28, San Diego Marines 7

12-14-58—Eglin Air Force Base 15, Brooke Medics 7

12-13-59—Quantico Marines 90, McClellan Air Force Base 0

SHURI BOWL

12-58—Air Force 60, Marine Corps 0

SPAGHETTI BOWL**(Florence, Italy)**

1-1-45—5th Army 20, 12th Air Force 0 (20,000)

1-1-53—Salzburg Army 12, Wiesbaden AFC 7 (at Leghorn, Italy)

SUKIYAKI BOWL

12-56—Air Force 29, Marines 7

TEA BOWL**(London, England)**

2-13-44—Canada 16, United States 6 (30,000)

12-31-44—Air Service Command Warriors 13, 8th Air Force Shuttle Raiders 0 (12,000)

TREASURY BOWL**(New York, N.Y.)**

12-16-44—Randolph Field 13, 2nd Air Force 6 (8,356)

TYPHOON BOWL

12-56—Army 13, Marines 0

VALOR BOWL**(Chattanooga, Tenn.)**

12-7-57—Hamilton Air Force Base 12, Quantico Marines 6

POSTSEASON BOWL INVOLVING NON-I-A TEAMS**HERITAGE BOWL****Site:** Atlanta, Ga.**Stadium (Capacity):** Georgia Dome (71,228)**Name Changes:** Alamo Heritage Bowl (1991); Heritage Bowl (1993-94, 96-99); Jim Walters Heritage Bowl (1995)**Playing Surface:** AstroTurf**Playing Sites:** Joe Robbie Stadium, Miami (1991); Bragg Memorial Stadium, Tallahassee (1993); Georgia Dome, Atlanta (1994-99)**Date Score (Attendance)**

12-21-91 Alabama St. 36, N.C. A&T 13 (7,724)

1-2-93 Grambling 45, Florida A&M 15 (11,273)

1-1-94 Southern U. 11, South Carolina St. 0 (36,128)

12-30-94 South Carolina St. 31, Grambling 27 (22,179)

12-29-95 Southern U. 30, Florida A&M 25 (25,164)

12-31-96 Howard 27, Southern U. 24 (18,126)

12-27-97 Southern U. 34, South Carolina St. 28 (32,629)

12-26-98 Southern U. 28, Bethune-Cookman 2 (32,955)

12-18-99 Hampton 24, Southern U. 3 (29,561)

MINERAL WATER BOWL**Site:** Excelsior Springs, Mo.**Stadium (Capacity):** Roosevelt Field (3,000)**Playing Surface:** SprinTurf**Playing Sites:** Roosevelt Field (1948-75, 2000-03)**Date Score (Attendance)**

11-25-54 Hastings 20, Col. of Emporia 14 (4,000)

11-24-55 Missouri Valley 31, Hastings 7

11-22-56 St. Benedict's 14, Northeastern St. 13 (2,000)

11-30-57 William Jewell 33, Hastings 14 (2,000)

11-22-58 Lincoln (Mo.) 21, Emporia St. 0 (2,500)

11-28-59 Col. of Emporia 21, Austin (Tex.) 20 (3,000)

Date Score (Attendance)

11-26-60 Hillsdale 17, Northern Iowa 6 (6,000)

11-25-61 Truman 22, Parsons 8 (8,000)

11-24-62 Adams St. 23, Northern Ill. 20

11-30-63 Northern Ill. 21, Southwest Mo. St. 14

11-28-64 North Dakota St. 14, Western St. 13 (4,500)

11-27-65 North Dakota 37, Northern Ill. 20

11-26-66 Adams St. 14, Southwest Mo. St. 8 (5,500)

11-25-67 Doane 14, William Jewell 14 (6,500)

11-30-68 Doane 10, Central Mo. St. 0 (6,000)

11-29-69 St. John's (Minn.) 21, Simpson 0 (5,000)

11-28-70 Franklin 40, Wayne St. (Neb.) 12 (2,500)

12-4-71 Bethany (Kan.) 17, Missouri Valley 14 (2,500)

11-18-72 Ottawa 27, Friends 20 (4,500)

11-73 William Jewell 20, St. Mary's (Kan.) 9

11-23-74 Midland 32, Friends 6 (1,500)

11-22-75 Mo. Western St. 44, Graceland (Ia.) 0 (3,300)

1976-91 Game not played

1992-99 Junior-college bowl

12-2-00 Winona St. 43, Mo. Western 41 (3 ot) (2,300)

12-1-01 Central Mo. St. 48, Minn. Duluth 17 (3,592)

12-7-02 Emporia St. 34, Winona St. 27 (ot) (3,022)

12-6-03 Mo. Western St. 24, Concordia-St. Paul 14 (2,500)

NCAA-CERTIFIED ALL-STAR GAMES**EAST-WEST SHRINE CLASSIC****Present Site:** San Francisco, Calif.**Stadium (Capacity):** Pacific Bell Park (37,000)**Playing Surface:** SportsTurf

Playing Sites: Ewing Field, San Francisco (1925); Kezar Stadium, San Francisco (1927-41); Sugar Bowl, New Orleans (1942); Kezar Stadium, San Francisco (1943-66); Candlestick Park, San Francisco (1967-68); Stanford Stadium, Palo Alto (1969); Oakland Coliseum (1971); Candlestick Park, San Francisco (1971-73); Stanford Stadium, Palo Alto (1974-00); SBC Park, San Francisco (since 2001)

Date Score (Attendance)

12-26-25 West 7-0 (20,000)

1-1-27 West 7-3 (15,000)

12-26-27 West 16-6 (27,500)

12-29-28 East 20-0 (55,000)

1-1-30 East 19-7 (58,000)

12-27-30 West 3-0 (40,000)

1-1-32 East 6-0 (45,000)

1-2-33 West 21-13 (45,000)

1-1-34 West 12-0 (35,000)

1-1-35 West 19-13 (52,000)

1-1-36 East 19-3 (55,000)

1-1-37 East 3-0 (38,000)

1-1-38 Tie 0-0 (55,000)

1-2-39 West 14-0 (60,000)

1-1-40 West 28-11 (50,000)

1-1-41 West 20-14 (60,000)

1-3-42 Tie 6-6 (35,000)

1-1-43 East 13-12 (57,000)

1-1-44 Tie 13-13 (55,000)

1-1-45 West 13-7 (60,000)

1-1-46 Tie 7-7 (60,000)

1-1-47 West 13-9 (60,000)

1-1-48 East 40-9 (60,000)

1-1-49 East 14-12 (59,000)

12-31-49 East 28-6 (60,000)

12-30-50 West 16-7 (60,000)

12-29-51 East 15-14 (60,000)

12-27-52 East 21-20 (60,000)

1-2-54 West 31-7 (60,000)

1-1-55 East 13-12 (60,000)

12-31-55 East 29-6 (60,000)

12-29-56 West 7-6 (60,000)

12-28-57 West 27-13 (60,000)

12-27-58 East 26-14 (60,000)

1-2-60 West 21-14 (60,000)

12-31-60 East 7-0 (60,000)

12-30-61 West 21-8 (60,000)

12-29-62 East 25-19 (60,000)

12-28-63 Tie 6-6 (60,000)

1-2-65 West 11-7 (60,000)

12-31-65 West 22-7 (47,000)

12-31-66 East 45-22 (46,000)

12-30-67 East 16-14 (29,000)

12-28-68 West 18-7 (29,000)

12-27-69 West 15-0 (70,000)

Date Score (Attendance)

1-2-71	West 17-13 (50,000)
12-31-71	West 17-13 (35,000)
12-30-72	East 9-3 (37,000)
12-29-73	East 35-7 (30,000)
12-28-74	East 16-14 (35,000)
1-3-76	West 21-14 (75,000)
1-2-77	West 30-14 (45,000)
12-31-77	West 23-3 (65,000)
1-6-79	East 56-17 (72,000)
1-5-80	West 20-10 (75,000)
1-10-81	East 21-3 (76,000)
1-9-82	West 20-13 (75,000)
1-15-83	East 26-25 (72,999)
1-7-84	East 27-19 (77,000)
1-5-85	West 21-10 (72,000)
1-11-86	East 18-7 (77,000)
1-10-87	West 24-21 (74,000)
1-16-88	West 16-13 (62,000)
1-15-89	East 24-6 (76,000)
1-21-90	West 22-21 (78,000)
1-26-91	West 24-21 (72,000)
1-19-92	West 14-6 (83,000)
1-24-93	East 31-17 (84,000)
1-15-94	West 29-28 (60,000)
1-14-95	West 30-28 (35,079)
1-13-96	West 34-18 (68,500)
1-11-97	East 17-13 (62,500)
1-10-98	West 24-7 (32,500)
1-16-99	East 20-10 (50,000)
1-15-00	East 35-21 (65,246)
1-14-01	West 20-10 (31,549)
1-12-02	West 21-13 (25,035)
1-11-03	East 20-17
1-10-04	West 28-7 (25,602)

Series record: West won 42, East 32, 5 ties.

BLUE-GRAY ALL-STAR CLASSIC

Present Site: Troy, Ala.

Stadium (Capacity): Movie Gallery Veterans (30,000)

Playing Surface: AstroPlay

Playing Sites: Cramton Bowl, Montgomery (1939-01); Movie Gallery Stadium, Troy (since 2003)

Date Score (Attendance)

12-28-40	Blue 14-12 (14,000)
12-27-41	Gray 16-0 (15,571)
12-26-42	Gray 24-0 (16,000)
1943	No Game
12-30-44	Gray 24-7 (16,000)
12-29-45	Blue 26-0 (20,000)
12-28-46	Gray 20-13 (22,500)
12-27-47	Gray 33-6 (22,500)
12-25-48	Blue 19-13 (15,000)
12-31-49	Gray 27-13 (21,500)
12-30-50	Gray 31-6 (21,000)
12-29-51	Gray 20-14 (22,000)
12-27-52	Gray 28-7 (22,000)
12-26-53	Gray 40-20 (18,500)
12-25-54	Blue 14-7 (18,000)
12-31-55	Gray 20-19 (19,000)
12-29-56	Blue 14-0 (21,000)
12-28-57	Gray 21-20 (16,000)
12-27-58	Blue 16-0 (16,000)
12-26-59	Blue 20-8 (20,000)
12-31-60	Blue 35-7 (18,000)
12-30-61	Gray 9-7 (18,000)
12-29-62	Blue 10-6 (20,000)
12-28-63	Gray 21-14 (20,000)
12-26-64	Blue 10-6 (16,000)
12-25-65	Gray 23-19 (18,000)
12-24-66	Blue 14-9 (18,000)
12-30-67	Blue 22-16 (23,350)
12-28-68	Gray 28-7 (18,000)
12-27-69	Tie 6-6 (21,500)
12-28-70	Gray 38-7 (23,000)
12-28-71	Gray 9-0 (24,000)
12-27-72	Gray 27-15 (20,000)
12-18-73	Blue 20-14 (21,000)
12-17-74	Blue 29-24 (12,000)
12-19-75	Blue 14-13 (10,000)
12-24-76	Gray 31-10 (16,000)
12-30-77	Blue 20-16 (5,000)
12-29-78	Gray 28-24 (18,380)
12-25-79	Blue 22-13 (18,312)

Date Score (Attendance)

12-25-80	Blue 24-23 (25,000)
12-25-81	Blue 21-9 (19,000)
12-25-82	Gray 20-10 (21,000)
12-25-83	Gray 17-13 (2,000)
12-25-84	Gray 33-6 (24,080)
12-25-85	Blue 27-20 (18,500)
12-25-86	Blue 31-7 (18,500)
12-25-87	Gray 12-10 (20,300)
12-25-88	Blue 22-21 (20,000)
12-25-89	Gray 28-10 (16,000)
12-25-90	Blue 17-14 (17,500)
12-25-91	Gray 20-12 (21,000)
12-25-92	Gray 27-17 (20,500)
12-25-93	Gray 17-10 (18,500)
12-25-94	Blue 38-27 (23,500)
12-25-95	Blue 26-7 (18,500)
12-25-96	Blue 44-34 (17,000)
12-25-97	Gray 31-24 (25,214)
12-25-98	Gray 31-24 (17,500)
12-25-99	Tie 22-22 (15,531)
12-25-00	Gray 40-37 (18,000)
12-25-01	Blue 28-10 (18,000)
12-25-02	No Game
12-25-03	Blue 31-24 (10,252)

Series record: Gray won 33, Blue 29, 2 ties.

HULA BOWL

Present Site: Maui, Hawaii

Stadium (Capacity): War Memorial (24,000)

Playing Surface: Grass

Format: From 1947 through 1950, the College All-Stars played the Hawaii All-Stars. Beginning in 1951, the Hawaiian team was augmented by players from the National Football League. This format, however, was changed to an all-collegiate contest—first between the East and West, then between North and South (in 1963), and then back to East and West in 1974 and 1995-96. In 1994, the format went to a collection of collegiate all-stars versus a collection of Hawaiian former collegiate players. In 1997, it reverted back to North-South. Teams are broken down into players from the northern United States (team named Kai, Hawaiian for ocean) against southern United States (team named Alna, Hawaiian for land)

Playing Sites: Honolulu Stadium (1960-74); Aloha Stadium (1975-98); War Memorial (since 1999)

Date Score (Attendance)

1-10-60	East 34-8 (23,000)
1-8-61	East 14-7 (17,017)
1-7-62	Tie 7-7 (20,598)
1-6-63	North 20-13 (20,000)
1-4-64	North 20-13 (18,177)
1-9-65	South 16-14 (22,100)
1-8-66	North 27-26 (25,000)
1-7-67	North 28-27 (23,500)
1-6-68	North 50-6 (21,000)
1-4-69	North 13-7 (23,000)
1-10-70	South 35-13 (25,000)
1-9-71	North 42-32 (23,500)
1-8-72	North 24-7 (23,000)
1-6-73	South 17-3 (23,000)
1-5-74	East 24-14 (23,000)
1-4-75	East 34-25 (22,000)
1-10-76	East 16-0 (45,458)
1-8-77	West 20-17 (45,579)
1-7-78	West 42-22 (48,197)
1-6-79	East 29-24 (49,132)
1-5-80	East 17-10 (47,096)
1-10-81	West 24-17 (39,010)
1-9-82	West 26-23 (43,002)
1-15-83	East 30-14 (39,456)
1-7-84	West 21-16 (34,216)
1-5-85	East 34-14 (30,767)
1-11-86	West 23-10 (29,564)
1-10-87	West 16-14 (17,775)
1-16-88	West 20-18 (26,737)
1-7-89	East 21-10 (25,000)
1-13-90	West 21-13 (28,742)
1-19-91	East 23-10 (21,926)
1-11-92	West 27-20 (23,112)
1-16-93	West 13-10 (25,479)
1-22-94	College All-Stars 28-15 (33,947)
1-22-95	East 20-9 (19,074)
1-21-96	East 17-10 (25,112)
1-19-97	South 26, North 13 (24,725)

Date Score (Attendance)

1-18-98	South 20, North 19 (20,079)
1-24-99	South 34, North 14 (23,719)
12-22-99	Tie 28-28 (23,719)
1-20-01	North 31, South 23 (23,719)
2-2-02	South 45, North 28 (24,000)
2-1-03	South 27, North 24
1-17-04	South 26, North 7

Series records: North-South (1963-73, 97-03)—North won 9, South 9, 1 tie; East-West (1960-62, 1974-93 and 1995-96)—East won 13, West 11, 1 tie; College All-Stars vs. Hawaiian All-Stars (1994)—College All-Stars won 1, Hawaiian All-Stars 0.

SENIOR BOWL

Played at Ladd-Peebles Stadium in Mobile, Ala., since 1951 under the auspices of the National Football League. North and South teams are composed of senior players who have used all of their collegiate eligibility. In 1991, the teams switched from North and South to AFC and NFC; in 1994, the teams switched back to North and South.

Date Score (Attendance)

1-7-50	South 22, North 13 (at Jacksonville, Fla.)
1-6-51	South 19, North 18
1-5-52	North 20, South 6
1-3-53	North 28, South 13
1-9-54	North 20, South 14
1-8-55	South 12, North 6
1-7-56	South 12, North 2
1-5-57	South 21, North 7
1-11-58	North 15, South 13
1-3-59	South 21, North 12
1-9-60	North 26, South 7 (40,119)
1-7-61	South 33, North 26
1-6-62	South 42, North 7
1-5-63	South 33, North 27
1-4-64	South 28, North 21 (37,094)
1-9-65	Tie 7-7 (40,605)
1-8-66	South 27, North 18
1-7-67	North 35, South 13
1-6-68	South 34, North 21
1-11-69	North 27, South 16
1-10-70	Tie 37-37
1-9-71	North 31, South 13 (40,646)
1-8-72	North 26, South 21 (40,646)
1-6-73	South 33, North 30 (40,646)
1-12-74	North 16, South 13 (40,646)
1-11-75	Tie 17-17 (40,646)
1-10-76	North 42, South 35 (40,646)
1-9-77	North 27, South 24 (40,646)
1-7-78	Tie 17-17 (40,646)
1-13-79	South 41, North 21 (40,100)
1-12-80	North 57, South 3 (40,646)
1-17-81	North 23, South 10 (40,102)
1-16-82	South 27, North 10 (39,410)
1-22-83	North 14, South 6 (37,511)
1-14-84	South 21, North 20 (38,254)
1-12-85	South 23, North 7 (33,500)
1-18-86	North 31, South 17 (40,646)
1-17-87	South 42, North 38
1-23-88	North 21, South 7
1-21-89	South 13, North 12 (39,742)
1-20-90	North 41, South 0 (42,400)
1-19-91	AFC 38, NFC 28 (37,500)
1-18-92	AFC 13, NFC 10 (37,100)
1-16-93	NFC 21, AFC 6 (37,124)
1-22-94	South 35, North 32 (39,200)
1-21-95	South 14, North 7 (40,007)
1-20-96	North 25, South 10 (40,700)
1-18-97	North 35, South 14 (40,646)
1-17-98	South 31, North 8 (40,820)
1-23-99	South 31, North 21 (41,000)
1-22-00	North 24, South 21 (40,646)
1-21-01	South 21, North 16 (40,646)
1-19-02	South 41, North 26 (40,646)
1-18-03	North 17, South 0 (40,646)
1-24-04	South 28, North 10 (40,646)

Series records: North-South (1950-90 and 1994 to present)—South won 26, North 22, 4 ties; AFC-NFC (1991-93)—AFC won 2, NFC 1.

THE VILLAGES GRIDIRON CLASSIC**Present Site:** Lady Lake, Fla.**Stadium (Capacity):** The Villages Polo Stadium (12,000)**Playing Surface:** Grass**Stadiums:** Florida Citrus Bowl, Orlando (1999-03); The Villages Polo Stadium (since 2004)**Format:** The Villages Gridiron Classic was known as the Rotary Gridiron Classic for the first five years. The format changed from a Team Florida vs. Team USA, to a North vs. South format, in 2004.

Date	Score (Attendance)
1-16-99	Team Florida 17, Team USA 9 (29,725)
1-15-00	Team USA 21, Team Florida 14 (21,298)
1-13-01	Team Florida, 10 Team USA 0 (25,000)
1-19-02	Team Florida 42, Team USA 13 (20,344)
1-25-03	Team USA 20, Team Florida 17 (9,375)
1-31-04	North 35, South 31 (12,312)

DISCONTINUED ALL-STAR FOOTBALL GAMES

Many of these games were identified without complete information such as scores, teams, sites or dates. Please send any updates or additional information to: NCAA Statistics Service, P.O. Box 6222, Indianapolis, Indiana 46206-6222.

ALL-AMERICAN BOWL (1969-77) (Tampa, Fla.)

Date	Score (Attendance)
1-4-69	North 21, South 15 (16,380)
1-3-70	South 24, North 23 (17,642)
1-10-71	North 39, South 2 (12,000)
1-9-72	North 27, South 8 (20,137)
1-7-73	North 10, South 6 (23,416)
1-6-74	North 28, South 7 (24,536)
1-5-75	South 28, North 22 (19,246)
1-10-76	North 21, South 14 (15,321)
1-2-77	North 21, South 20 (14,207)

AMERICAN COLLEGE ALL-STAR GAME (1948) (Los Angeles, Calif.)

Date	Score
12-18-48	American All-Stars 43, Canadian All-Stars 0
12-26-48	American All-Stars 14, Hawaiian All-Stars 0

BLACK COLLEGE ALL-STAR BOWL (1979-82)

Date	Score (Location, Attendance)
1-7-79	East 25, West 20 (at New Orleans, La.)
1-5-80	West 27, East 21 (at New Orleans, La.)
1-17-81	West 19, East 10 (at Jackson, Miss.) (7,500)
1-16-82	West 7, East 0 (at Jackson, Miss.)

CAMP FOOTBALL FOUNDATION BOWL (1974)**CANADIAN-AMERICAN BOWL (1978-79) (Tampa, Fla.)**

Date	Score (Attendance)
1-8-78	U.S. All-Stars 22, Canadian All-Stars 7 (11,328)
1-6-79	U.S. All-Stars 34, Canadian All-Stars 14 (11,033)

CHALLENGE BOWL (1978-79) (Seattle, Wash.)

Date	Score (Attendance)
1-14-78	Pacific-8 27, Big Ten 20 (20,578)
1-13-79	Pacific-10 36, Big Eight 23 (23,961)

CHICAGO COLLEGE ALL-STAR FOOTBALL GAME (1934-76)

An all-star team composed of the top senior collegiate players met the National Football League champions (1933-66) or the Super Bowl champions (1967-75) from the previous season, beginning in 1934. The only time the all-stars did not play the league champions was in 1935. All games except 1943 and 1944 were played at Soldier Field, Chicago, Ill. The 1943 and 1944 games were played at Dycbe Stadium, Evanston, Ill.

Date	Score (Attendance)
8-31-34	(Tie) Chicago Bears 0-0 (79,432)
8-29-35	Chicago Bears 5, All-Stars 0 (77,450)
9-2-36	(Tie) Detroit 7-7 (76,000)
9-1-37	All-Stars 6, Green Bay 0 (84,560)
8-31-38	All-Stars 28, Washington 16 (74,250)
8-30-39	New York Giants 9, All-Stars 0 (81,456)
8-29-40	Green Bay 45, All-Stars 28 (84,567)
8-28-41	Chicago Bears 37, All-Stars 13 (98,203)

Date	Score (Attendance)
8-28-42	Chicago Bears 21, All-Stars 0 (101,100)
8-25-43	All-Stars 27, Washington 7 (48,471)
8-30-44	Chicago Bears 24, All-Stars 21 (48,769)
8-30-45	Green Bay 19, All-Stars 7 (92,753)
8-23-46	All-Stars 16, Los Angeles 0 (97,380)
8-22-47	All-Stars 16, Chicago Bears 0 (105,840)
8-20-48	Chicago Cardinals 28, All-Stars 0 (101,220)
8-12-49	Philadelphia 38, All-Stars 0 (93,780)
8-11-50	All-Stars 17, Philadelphia 7 (88,885)
8-17-51	Cleveland 33, All-Stars 0 (92,180)
8-15-52	Los Angeles 10, All-Stars 7 (88,316)
8-14-53	Detroit 24, All-Stars 10 (93,818)
8-13-54	Detroit 31, All-Stars 6 (93,470)
8-12-55	All-Stars 30, Cleveland 27 (75,000)
8-10-56	Cleveland 26, All-Stars 0 (75,000)
8-9-57	New York Giants 22, All-Stars 12 (75,000)
8-15-58	All-Stars 35, Detroit 19 (70,000)
8-14-59	Baltimore 29, All-Stars 0 (70,000)
8-12-60	Baltimore 32, All-Stars 7 (70,000)
8-4-61	Philadelphia 28, All-Stars 14 (66,000)
8-3-62	Green Bay 42, All-Stars 20 (65,000)
8-2-63	All-Stars 20, Green Bay 17 (65,000)
8-7-64	Chicago Bears 28, All-Stars 17 (65,000)
8-6-65	Cleveland 24, All-Stars 16 (68,000)
8-5-66	Green Bay 38, All-Stars 0 (72,000)
8-4-67	Green Bay 27, All-Stars 0 (70,934)
8-2-68	Green Bay 34, All-Stars 17 (69,917)
8-1-69	New York Jets 26, All-Stars 24 (74,208)
7-31-70	Kansas City 24, All-Stars 3 (69,940)
7-30-71	Baltimore 24, All-Stars 17 (52,289)
7-28-72	Dallas 20, All-Stars 7 (54,162)
7-27-73	Miami 14, All-Stars 3 (54,103)

1974	No game played
8-1-75	Pittsburgh 21, All-Stars 14 (54,103)
7-23-76	*Pittsburgh 24, All-Stars 0 (52,895)

*Game was not completed due to thunderstorms.

CHRISTIAN BOWL (1955) (Murfreesboro, Tenn.)

Date	Score (Attendance)
12-26-55	East 21, West 10 (4,000)

COACHES ALL-AMERICAN GAME (1961-76)

at Buffalo, N.Y.	
6-23-61	West 30, East 20 (12,913)
6-29-62	East 13, West 8 (22,759)
6-29-63	West 22, East 21 (20,840)
6-27-64	East 18, West 15 (21,112)
6-26-65	East 34, West 14 (25,501)

at Atlanta, Ga.	
7-9-66	West 24, East 7 (38,236)
7-9-67	East 12, West 9 (29,145)
6-28-68	West 34, East 20 (21,120)
6-28-69	West 14, East 10 (17,008)

at Lubbock, Texas	
6-28-70	East 34, West 27 (42,150)
6-26-71	West 33, East 28 (43,320)
6-24-72	East 42, West 20 (42,314)
6-23-73	West 20, East 6 (43,272)
6-22-74	West 36, East 6 (42,368)

6-21-75	East 23, West 21 (36,108)
6-19-76	West 35, East 17 (36,504)

COPPER BOWL (1958-60) (Tempe, Ariz.)

Date	Score (Attendance)
12-20-58	Southwest All-Stars 22, National All-Stars 13 (12,000)
12-26-59	National All-Stars 21, Southwest All-Stars 6 (16,000)
12-31-60	National All-Stars 27, Southwest All-Stars 8 (8,000)

CRUSADE BOWL (1963) (Baltimore, Md.)

Date	Score (Attendance)
1-6-63	East 38, West 10 (2,400)

DALLAS ALL-STAR GAME (1936-39) (Dallas, Texas)

Date	Score
9-7-36	Southwest All-Stars 7, Chicago Bears 6
9-6-37	Southwest All-Stars 6, Chicago Bears 0
9-5-38	Southwest All-Stars 13, Washington Redskins 7
9-4-39	Green Bay Packers 31, Southwest All-Stars 20

DIXIE CLASSIC (1928-31) (Dallas, Texas)

Date	Score (Attendance)
12-29-28	Southwest Conference 14, Small Texas Schools 6
1-1-29	Big Six Conference 14, Southwest Conference 6 (10,000)
1-1-30	Midwest 25, Southwest Conference 12 (15,000)
1-1-31	Southwest Conference 18, Midwest 0 (14,000)

EAST-WEST BLACK ALL-STAR GAME (1971) (Houston, Texas)

Date	Score (Attendance)
12-11-71	East 19, West 10 (5,156)

EAST-WEST COLLEGE ALL-STAR GAME (1932)

[Demonstrated at Tenth Olympiad, Los Angeles, Calif.; East team composed of players from Harvard, Princeton and Yale. West team composed of players from California, Southern California and Stanford]

Date	Score (Attendance)
8-8-32	West 7, East 6 (50,000)

FREEDOM BOWL ALL-STAR CLASSIC (1984-86) (Atlanta, Ga. and Washington, D.C.)

Southwestern Athletic Conference vs. Mid-Eastern Athletic Conference.

Date	Score (Attendance)
1-14-84	SWAC 36, MEAC 22 (16,097)

Date	Score (Attendance)
1-12-85	SWAC 14, MEAC 0 (18,352)
1-11-86	SWAC 16, MEAC 14 (10,200)
12-20-86	MEAC 12, SWAC 7 (8,962)

FREEDOM BOWL ALL-STAR CLASSIC (1990) (Houston, Texas)

Date	Score
1-13-90	North 14, South 13

FREEDOM CLASSIC (1976)

Year	Score (Attendance)
1976	West 12, East 9 (6,654)

JAPAN BOWL (Yokohama, Japan)

Date	Score (Attendance)
1-18-76	West 27-18 (68,000)
1-16-77	West 21-10 (58,000)
1-15-78	East 26-10 (32,500)
1-14-79	East 33-14 (55,000)
1-13-80	West 28-17 (27,000)
1-17-81	West 25-13 (30,000)
1-16-82	West 28-17 (28,000)
1-23-83	West 30-21 (30,000)
1-15-84	West 26-21 (26,000)
1-13-85	West 28-14 (30,000)

1-11-86	East 31-14 (30,000)
1-11-87	West 24-17 (30,000)
1-10-88	West 17-3 (30,000)
1-15-89	East 30-7 (29,000)
1-13-90	East 24-10 (27,000)
1-12-91	West 20-14 (30,000)
1-11-92	East 14-13 (50,000)
1-9-93	East 27-13 (46,000)

LOS ANGELES ALL-STAR GAME (1948) (Los Angeles, Calif.)

Date	Score
1-18-48	West 34, East 20

MARTIN LUTHER KING ALL-AMERICA CLASSIC (1990-91) (Division I-A vs. all other divisions)

Date	Score (Attendance)
1-15-90	All Div. All-Stars 35, I-A All-Stars 24 (350) (at San Jose, Calif.)
1-14-91	I-A All-Stars 21, All Div. All-Stars 14 (6,272) (at St. Petersburg, Fla.)

NEW YORK ALL-STAR GAME (New York, N.Y.)

Date	Teams, Score
1936	New York Giants 12, All-Stars 2
1937	New York Giants 14, All-Stars 7
1938	New York Giants 6, All-Stars 0
1939	New York Giants 10, All-Stars 0
1940	All-Stars 16, New York Giants 6
1941	New York Giants 23, All-Stars 3
9-12-42	Eastern Army All-Stars 16, New York Giants 0 (see Army All-Star Games)

Date	Teams, Score
1947	New York Giants 21, All-Stars 0
1949	All-Stars 28, New York Giants 13

NORTH-SOUTH ALL-STAR SHRINE GAME (1930-34, 39-48, 1948-73, 1976)

Date	Score (Attendance)
1-1-30	North 21, South 12 (20,000) (at Atlanta, Ga.) (Southern Conference All-Star Game)
12-28-30	South 7, North 0 (2,000) (at New York, N.Y.)
12-10-32	South 7, North 6 (500) (at Baltimore, Md.)
12-24-33	North 3, South 0 (5,000) (at New York, N.Y.)
1-1-34	North 7, South 0 (12,000) (at Knoxville, Tenn.) (Southeastern Conference All-Star Game)

at Birmingham, Ala.

1-39	North 7, South 0
12-39	South 33, North 20
12-40	North 14, South 12
12-41	South 16, North 0
12-42	South 24, North 0
1-44	South 24, North 7
1-45	North 26, South 0
1-46	South 20, North 13
1-47	South 33, North 6
1-48	North 19, South 13

at Miami, Fla.

12-25-48	South 24, North 14 (33,056)
12-25-49	North 20, South 14 (37,378)
12-25-50	South 14, North 9 (39,132)
12-25-51	South 35, North 7 (39,995)
12-25-52	North 21, South 21 (42,866)
12-25-53	South 20, North 0 (44,715)
12-25-54	South 20, North 17 (37,847)
12-26-55	South 20, North 7 (42,179)
12-26-56	North 17, South 7 (39,181)
12-25-57	North 23, South 20 (28,303)
12-27-58	South 49, North 20 (35,519)
12-26-59	North 27, South 17 (35,185)
12-26-60	North 41, South 14 (26,146)
12-25-61	South 35, North 16 (18,892)
12-22-62	South 15, North 14 (16,952)
12-21-63	South 23, North 14 (19,120)
12-25-64	North 37, South 30 (29,124)
12-25-65	South 21, North 14 (25,640)
12-26-66	North 27, South 14 (28,569)
12-25-67	North 24, South 0 (17,400)
12-25-68	North 3, South 0 (18,063)
12-25-69	North 31, South 10 (23,527)
12-25-70	North 28, South 7 (15,402)
12-27-71	South 7, North 6 (18,640)
12-25-72	North 17, South 10 (18,013)
12-25-73	South 27, North 6 (10,672)

at Pontiac, Mich.

12-17-76	South 24, North 0 (41,627)
----------	----------------------------

OHIO SHRINE BOWL (1972-76) (Columbus, Ohio)

Date	Score
12-9-72	East 20, West 7
12-1-73	East 8, West 6
12-7-74	East 27, West 6
1975	West 17, East 7
12-4-76	East 24, West 8 (played elsewhere)

OLYMPIA GOLD BOWL (1982) (San Diego, Calif.)

Date	Score (Attendance)
1-16-82	National All-Stars 30, American All-Stars 21 (22,316)

OLYMPIC GAME (1933) (Chicago, Ill.)

Date	Score (Attendance)
8-24-33	East 13, West 7 (50,000)

OPTIMIST ALL-AMERICA BOWL (1958-62) (Tucson, Ariz.)

Date	Score (Attendance)
1-4-58	College All-Stars 56, Tucson Cowboys 28
1-3-59	Major-College 14, Small-College 12 (10,000)
1-2-60	Major College 53, Small-College 0 (14,500)
12-26-60	Major-College 25, Small-College 12
12-30-61	Major-College 31, Small-College 0 (14,000)
12-29-62	Small-College 14, Major-College 13

POTATO BOWL (1967) (Bakersfield, Calif.)

Date	Score (Attendance)
12-23-67	North 23, South 7 (5,600)

ROCKY MOUNTAIN CONFERENCE-NORTH CENTRAL CONFERENCE GAME (1930) (Elks Charity Bowl) (Denver, Colo.)

Date	Score
1-1-30	North Central 13, Rocky Mountain 6

SALAD BOWL ALL-STAR GAME (1955) (Phoenix, Ariz.)

Date	Score (Attendance)
1-1-55	Skyline Conference 20, Border Conference 13 (8,000)
12-31-55	Border Conference 13, Skyline Conference 10

SHERIDAN BLACK ALL-STAR GAME (1979-82) (See Black College All-Star Bowl)

SMOKE BOWL (1941) (Richmond, Va.)

Date	Score (Attendance)
1-1-41	Norfolk All-Stars 16, Richmond All-Stars 2 (5,000)

SOUTHWEST CHALLENGE BOWL (1963-64) (Corpus Christi, Texas)

Date	Score (Attendance)
1-5-63	National 33, Southwest 13
1-4-64	National 66, Southwest 14 (10,200)

U.S. BOWL (1962) (Washington, D. C.)

(Teams were composed of players selected in the recent NFL draft)

Date	Score
1-7-62	West 33, East 19

SPECIAL PRE-SEASON GAMES PLAYED IN USA

BCA CLASSIC

Present Site: Landover, Md.

Stadium (Capacity): FedEx Field (80,116)

Playing Surface: Grass

Sponsor: Black Coaches' Association

Playing Sites: Spartan Stadium, East Lansing, Mich. (1998); Royal-Memorial Stadium, Austin, Texas (1999); LaVell Edwards Stadium, Provo, Utah (2001); Memorial/Osborne Stadium, Lincoln, Neb. (2002); Arrowhead Stadium, Kansas City, Mo. (2003); FedEx Field, Landover, Md. (2004)

Date	Score (Attendance)
8-29-98	Colorado St. 23, Michigan St. 16 (68,624)
8-28-99	North Carolina St. 23, Texas 20 (82,252)
8-27-00	Game cancelled because of weather
8-25-01	Brigham Young 70, Tulane 35 (49,008)
8-24-02	Nebraska 48, Arizona St. 10 (77,779)
8-23-03	Kansas St. 42, California 28 (50,823)
8-28-04	Virginia Tech vs. Southern California

FORMER SPECIAL PRE-SEASON GAMES PLAYED IN USA

EDDIE ROBINSON CLASSIC

Playing Sites: Ohio Stadium, Columbus, Ohio (1997); Memorial Stadium, Lincoln, Neb. (1998); Notre Dame Stadium, South Bend, Ind. (1999); Arrowhead Stadium, Kansas City, Mo. (2000, 2002); Camp Randall Stadium, Madison, Wis. (2001)

Date	Score (Attendance)
8-28-97	Ohio St. 24, Wyoming 10 (89,112)
8-29-98	Nebraska 56, Louisiana Tech 27 (76,021)
8-28-99	Notre Dame 48, Kansas 13 (80,012)
8-26-00	Kansas St. 27, Iowa 7 (77,148)
8-25-01	Wisconsin 26, Virginia 17 (76,740)
8-24-02	Florida St. 38, Iowa St. 31 (55,132)

KICKOFF CLASSIC

Sponsor: National Association of Collegiate Directors of Athletics (NACDA).

Playing Site: Giants Stadium (1983-02)

Date	Score (Attendance)
8-29-83	Nebraska 44, Penn St. 6 (71,123)
8-27-84	Miami (Fla.) 20, Auburn 18 (51,131)
8-29-85	Brigham Young 28, Boston College 14 (51,227)

Date	Teams, Score
8-27-86	Alabama 16, Ohio St. 10 (68,296)
8-30-87	Tennessee 23, Iowa 22 (54,681)
8-27-88	Nebraska 23, Texas A&M 14 (58,172)
8-31-89	Notre Dame 36, Virginia 13 (77,323)
8-31-90	Southern California 34, Syracuse 16 (57,293)
8-28-91	Penn St. 34, Georgia Tech 22 (77,409)
8-29-92	North Carolina St. 24, Iowa 14 (46,251)
8-28-93	Florida St. 42, Kansas 0 (51,734)
8-28-94	Nebraska 31, West Virginia 0 (58,233)
8-27-95	Ohio St. 38, Boston College 6 (62,711)
8-25-96	Penn St. 24, Southern California 7 (77,716)
8-24-97	Syracuse 34, Wisconsin 0 (51,185)
8-31-98	Florida St. 23, Texas A&M 14 (59,232)
8-29-99	Miami (Fla.) 23, Ohio St. 12 (73,037)
8-27-00	Southern California 29, Penn St. 5 (78,902)
8-26-01	Georgia Tech 13, Syracuse 7 (41,517)
8-31-02	Notre Dame 22, Maryland 0 (72,903)

PIGSKIN CLASSIC

Playing Sites: Anaheim Stadium (now Edison Field), Anaheim, Calif. (1990-94); Michigan Stadium, Ann Arbor, Michigan (1995); Cougar Stadium (now LaVell Edwards Stadium), Provo, Utah (1996); Soldier Field, Chicago (1997); L.A. Memorial Coliseum, Los Angeles, Calif. (1998); Beaver Stadium, State College, Pa. (1999); Alltel Stadium, Jacksonville, Fla. (2000); Memorial/Osborne Stadium, Lincoln, Neb. (2001); Ohio Stadium, Columbus, Ohio (2002)

Date	Score (Attendance)
8-26-90	Colorado 31, Tennessee 31 (33,458)
8-29-91	Florida St. 44, Brigham Young 28 (38,363)
8-26-92	Texas A&M 10, Stanford 7 (35,240)
8-29-93	North Carolina 31, Southern California 9 (49,309)
8-29-94	Ohio St. 34, Fresno St. 10 (28,513)
8-26-95	Michigan 18, Virginia 17 (101,444)
8-24-96	Brigham Young 41, Texas A&M 37 (55,229)
8-23-97	Northwestern 24, Oklahoma 0 (36,804)
8-30-98	Southern California 27, Purdue 17 (56,623)
8-28-99	Penn St. 41, Arizona 7 (97,168)
8-26-00	Florida St. 29, Brigham Young 3 (54,260)
8-25-01	Nebraska 21, TCU 7 (77,473)
8-24-02	Ohio St. 45, Texas Tech 21 (100,037)

HISPANIC COLLEGE FUND CLASSIC

Sponsor: Transamerica

Playing Sites: Jones Stadium, Lubbock, Texas (2000); Memorial Stadium, Norman, Okla. (2001); Lane Stadium, Blacksburg, Va. (2002)

Date	Score (Attendance)
8-26-00	Texas Tech 24, New Mexico 3 (42,238)
8-25-01	Oklahoma 41, North Carolina 27 (75,423)
8-25-02	Virginia Tech 63, Arkansas St. 7 (54,016)

JIM THORPE CLASSIC

Sponsor: Jim Thorpe Association

Playing Sites: Folsom Field, Boulder, Colo. (2001); Scott/Harrison Field, Charlottesville, Va. (2002)

Date	Score (Attendance)
8-26-01	Fresno St. 24, Colorado 22 (47,762)
8-22-02	Colorado St. 35, Virginia 29 (57,120)

JOHN THOMPSON FOUNDATION CHALLENGE CLASSIC

Sponsor: John Thompson Foundation

Playing Sites: Papa John's Cardinal Stadium, Louisville, Ky. (2001); Camp Randall Stadium, Madison, Wis. (2002)

Date	Score (Attendance)
8-23-01	Louisville 45, New Mexico St. 24 (38,129)
8-23-02	Wisconsin 23, Fresno St. 21 (75,136)

BCA BOWL

Playing Site: Carter-Finley Stadium, Raleigh, N.C. (2002)

Date	Score (Attendance)
8-24-02	North Carolina St. 34, New Mexico 24 (47,018)

CONFERENCE CHAMPIONSHIP GAMES

BIG 12 CONFERENCE CHAMPIONSHIP

Present Site: Kansas City, Mo.

Stadium (Capacity): Arrowhead Stadium (79,000)

Playing Surface: Grass

Playing Sites: Trans World Dome (now Edward Jones Dome), St. Louis, Mo. (1996; 1998); Alamodome, San

Antonio, Texas (1997; 1999); Arrowhead Stadium, Kansas City, Mo. (2000, 2003); Texas Stadium, Irving, Texas (2001); Reliant Stadium, Houston, Texas (2002)

Date	Score (Attendance)
12-7-96	Texas (South Div.) 37, Nebraska (North Div.) 27 (63,109)
12-6-97	Nebraska (North Div.) 54, Texas A&M (South Div.) 15 (64,824)
12-5-98	Texas A&M (South Div.) 36, Kansas St. (North Div.) 33 (60,789)
12-4-99	Nebraska (North Div.) 22, Texas (South Div.) 6 (65,035)
12-2-00	Oklahoma (South Div.) 27, Kansas St. (North Div.) 24 (79,655)
12-1-01	Colorado (North Div.) 39, Texas (South Div.) 37 (65,675)
12-7-02	Oklahoma (South Div.) 29, Colorado (North Div.) 7 (63,332)
12-6-03	Kansas St. (North Div.) 35, Oklahoma (South Div.) 7 (79,451)

MID-AMERICAN CONFERENCE CHAMPIONSHIP

Present Site: Eastern Division winner

Stadium (Capacity): Unknown

Playing Surface: Unknown

Playing Sites: Marshall University Stadium, Huntington, W.Va. (1997-00, 02); Glass Bowl, Toledo, Ohio (2001); Doyt Perry Stadium, Bowling Green, Ohio (2003)

Date	Score (Attendance)
12-5-97	Marshall (East Div.) 34, Toledo (West Div.) 14 (28,021)
12-4-98	Marshall (East Div.) 23, Toledo (West Div.) 17 (28,085)
12-3-99	Marshall (East Div.) 34, Western Mich. (West Div.) 30 (28,069)
12-1-00	Marshall (East Div.) 19, Western Mich. (West Div.) 14 (24,816)
11-30-01	Toledo (West Div.) 41, Marshall (East Div.) 36 (20,025)
12-07-02	Marshall (East Div.) 49, Toledo (West Div.) 45 (24,582)
12-4-03	Miami (Ohio) (East Div.) 49, Bowling Green (West Div.) 27 (24,833)

SOUTHEASTERN CONFERENCE CHAMPIONSHIP

Present Site: Atlanta, Ga.

Stadium (Capacity): Georgia Dome (71,228)

Playing Surface: AstroTurf

Playing Sites: Legion Field, Birmingham, Ala. (1992-93); Georgia Dome, Atlanta (since 1994)

Date	Score (Attendance)
12-5-92	Alabama (Western Div.) 28, Florida (Eastern Div.) 21 (83,091)
12-4-93	Florida (Eastern Div.) 28, Alabama (Western Div.) 13 (76,345)
12-3-94	Florida (Eastern Div.) 24, Alabama (Western Div.) 23 (74,751)
12-2-95	Florida (Eastern Div.) 34, Arkansas (Western Div.) 3 (71,325)
12-7-96	Florida (Eastern Div.) 45, Alabama (Western Div.) 30 (74,132)
12-6-97	Tennessee (Eastern Div.) 30, Auburn (Western Div.) 29 (74,896)
12-5-98	Tennessee (Eastern Div.) 24, Mississippi St. (Western Div.) 14 (74,795)
12-4-99	Alabama (Western Div.) 34, Florida (Eastern Div.) 7 (74,309)
12-2-00	Florida (Eastern Div.) 28, Auburn (Western Div.) 6 (73,427)

Date	Score (Attendance)
12-8-01	LSU (Western Div.) 31, Tennessee (Eastern Div.) 20 (74,843)
12-7-02	Georgia (Eastern Div.) 30, Arkansas (Western Div.) 3 (75,835)
12-6-03	LSU (Western Div.) 34, Georgia (Eastern Div.) 13 (74,913)

WESTERN ATHLETIC CONFERENCE CHAMPIONSHIP

Site: Las Vegas, Nev.

Stadium (Capacity): Sam Boyd (32,000)

Playing Surface: Monsanto Turf

Playing Site: Sam Boyd Stadium (1996-98)

Date	Score (Attendance)
12-7-96	Brigham Young (Mountain Div.) 28, Wyoming (Pacific Div.) 25 (41,238)
12-6-97	Colorado St. (Pacific Div.) 41, New Mexico (Mountain Div.) 13 (12,706)
12-5-98	Air Force (Pacific Div.) 20, Brigham Young (Mountain Div.) 13 (32,745)

REGULAR-SEASON GAMES PLAYED IN FOREIGN COUNTRIES

TOKYO, JAPAN

(Called Mirage Bowl 1976-85, Coca-Cola Classic from 1986. Played at Tokyo Olympic Memorial Stadium 1976-87; Tokyo Dome from 1988-93.)

Date	Score (Attendance)
9-4-76	Grambling 42, Morgan St. 16 (50,000)
12-11-77	Grambling 35, Temple 32 (50,000)
12-10-78	Temple 28, Boston College 24 (55,000)
11-24-79	Notre Dame 40, Miami (Fla.) 15 (62,574)
11-30-80	UCLA 34, Oregon St. 3 (86,000)
11-28-81	Air Force 21, San Diego St. 16 (80,000)
11-27-82	Clemson 21, Wake Forest 17 (64,700)
11-26-83	Southern Methodist 34, Houston 12 (70,000)
11-17-84	Army 45, Montana 31 (60,000)
11-30-85	Southern California 20, Oregon 6 (65,000)
11-30-86	Stanford 29, Arizona 24 (55,000)
11-28-87	California 17, Washington St. 17 (45,000)
12-3-88	Oklahoma St. 45, Texas Tech 42 (56,000)
12-4-89	Syracuse 24, Louisville 13 (50,000)
12-2-90	Houston 62, Arizona St. 45 (50,000)
11-30-91	Clemson 33, Duke 21 (50,000)
12-6-92	Nebraska 38, Kansas St. 24 (50,000)
12-5-93	Wisconsin 41, Michigan St. 20 (51,500)

MELBOURNE, AUSTRALIA

Date	Score (Attendance)
12-6-85*	Wyoming 24, UTEP 21 (22,000)
12-4-87†	Brigham Young 30, Colorado St. 26 (76,652)

*Played at V.F.L. Park. †Played at Princes Park.

YOKOHAMA, JAPAN

Date	Score (Attendance)
12-2-78	Brigham Young 28, UNLV 24 (27,500)

OSAKA, JAPAN

Date	Score (Attendance)
9-3-78	Utah St. 10, Idaho St. 0 (15,000)

HAVANA, CUBA

(Played at Almandares Park)

Date	Score (Attendance)
12-25-07	LSU 56, Havana University 0 (10,000)

DUBLIN, IRELAND

#Called Emerald Isle Classic. Played at Lansdowne Road Stadium. †Played at Croke Park.

Date	Score (Attendance)
11-19-88	Boston College 38, Army 24 (45,525)#
12-2-89	Pittsburgh 46, Rutgers 29 (19,800)#
11-2-96	Notre Dame 54, Navy 27 (38,651)†

LONDON, ENGLAND

Date	Score (Attendance)
10-16-88	Richmond 20, Boston U. 17 (6,000)

MILAN, ITALY

(Played at The Arena.)

Date	Score (Attendance)
10-28-89	Villanova 28, Rhode Island 25 (5,000)

LIMERICK, IRELAND

(Wild Geese Classic. Played at Limerick Gaelic Grounds.)

Date	Score (Attendance)
11-16-91	Holy Cross 24, Fordham 19 (17,411)

FRANKFURT, GERMANY

(Played at Wald Stadium.)

Date	Score (Attendance)
9-19-92	Heidelberg 7, Otterbein 7 (4,351)

GALWAY, IRELAND

(Called Christopher Columbus Classic.)

Date	Score (Attendance)
11-29-92	Bowdoin 7, Tufts 6 (2,500)

HAMILTON, BERMUDA

(Played at Bermuda National Soccer Stadium.)

Date	Score (Attendance)
11-20-93	Georgetown 17, Wash. & Lee 14 (3,218)
11-19-94	Davidson 28, Sewanee 14 (2,000)
10-28-95	Fordham 17, Holy Cross 10 (2,436)

EXHIBITION GAMES

(Games involving an active NCAA member versus an exhibition opponent played in the United States. Not counted as a regular-season game.)

ORLANDO, FLORIDA

(Played at Citrus Bowl)

Date	Score (Attendance)
10-3-92	UCF 42, Moscow Bears 6 (5,412)

EXHIBITION GAMES PLAYED IN FOREIGN COUNTRIES

(Games involving an active NCAA member versus a team from another country. Not counted as a regular-season game.)

KYOTO, JAPAN

(Played at Nishi Kyogoku Stadium)

Date	Score (Attendance)
3-29-97	Harvard 42, Kyoto 35 (16,000)

COLLEGE FOOTBALL TROPHY GAMES

Following is a list of the current college football trophy games. The games are listed alphabetically by the trophy-object name. The date refers to the season the trophy was first exchanged and is not necessarily the start of competition between the participants. A game involving interdivision teams is listed in the higher-division classification.

DIVISION I-A

Trophy	Date	Colleges
Anniversary Award	1985	Bowling Green-Kent St.
Apple Cup	1962	Washington-Washington St.
Axe	1933	California-Stanford
Band Drum	1935	Kansas-Missouri
Battle for the Bell	1997	Marshall-Ohio
Bayou Bucket	1974	Houston-Rice
Beehive Boot	1971	Brigham Young, Utah, Utah St., Southern Utah, Weber St.
Bell	1927	Missouri-Nebraska
Bell Clapper	1931	Oklahoma-Oklahoma St.
Big Game	1979	Arizona-Arizona St.
Black Diamond Trophy	1997	Virginia Tech-West Virginia
Blue Key Victory Bell	1940	Ball St.-Indiana St.
Brass Spittoon	1950	Indiana-Michigan St.
Brass Spittoon	1981	New Mexico St.-UTEP
Bronze Boot	1968	Colorado St.-Wyoming
Cannon	1943	Illinois-Purdue
Commander in Chief's	1972	Air Force, Army, Navy
Commonwealth Cup	1996	Virginia-Virginia Tech
Cy-Hawk	1977	Iowa-Iowa St.
Floyd of Rosedale	1935	Iowa-Minnesota
Foy-O.D.K.	1948	Alabama-Auburn
Fremont Cannon	1970	Nevada-UNLV
Golden Boot	1996	LSU-Arkansas
Golden Egg	1927	Mississippi-Mississippi St.
Golden Hat	1941	Oklahoma-Texas
Governor's Cup	1969	Kansas-Kansas St.
Governor's Cup	1958	Florida-Florida St.
Governor's Cup	1983	Colorado-Colorado St.
Governor's Cup	1994	Louisville-Kentucky
Governor's Cup	1995	Georgia-Georgia Tech
Governor's Flag*	1953	Arizona-Arizona St.
Governor's Victory Bell	1993	Minnesota-Penn St.
Illibuck	1925	Illinois-Ohio St.
Iron Bowl	1983	Alabama-Auburn
Jefferson-Epps Trophy	1995	Florida St.-Virginia
Keg of Nails	1950	Cincinnati-Louisville
Kit Carson Rifle	1938	Arizona-New Mexico
Land Grant Trophy	1993	Michigan St.-Penn St.
Little Brown Jug	1909	Michigan-Minnesota
Mayors' Cup	1998	Rice-Southern Methodist
Megaphone	1949	Michigan St.-Notre Dame
Old Oaken Bucket	1925	Indiana-Purdue
Old Wagon Wheel	1948	Brigham Young-Utah St.
Paniolo Trophy	1979	Hawaii-Wyoming
Paul Bunyan Axe	1948	Minnesota-Wisconsin

Trophy

Paul Bunyan-Governor of Michigan	1953
Peace Pipe	1929
Peace Pipe	1955
Peace Pipe	1980
Ram-Falcon	1980
Sabine Shoe	1937
Schwartzwalder Trophy	1993
Shillelagh	1952
Shillelagh	1958
Silver Spade/Brass Spittoon	1955
Steel Tire	1976
Telephone	1960
Territorial Cup	1899
Textile Bowl	1981
Tomahawk	1945
Victory Bell	1942
Victory Bell	1948
Victory Bell	1948
Wagon Wheel	1946
Williams Trophy	1998


*Changed to Big Game Trophy in 1979.

DIVISION I-AA

Trophy	Date	Colleges
Battle for the Paddle	1998	Nicholls St.-Southwest Texas St.
Bill Knight	1986	Massachusetts-New Hampshire
Brice-Colwell Musket	1946	Maine-New Hampshire
Chief Caddo	1962	Northwestern St.-Stephen F. Austin
Field Cup	1983	Evansville-Ky. Wesleyan
Gem State	1978	Boise St., Idaho, Idaho St.
Governor's	1979	Central Conn. St.-Southern Conn. St.
Governor's Cup	1972	Brown-Rhode Island
Governor's Cup	1975	Dartmouth-Princeton
Governor's Cup	1984	Eastern Wash.-Idaho
Grizzly-Bobcat Painting	1984	Montana-Montana St.
Harvey—Shin-A-Ninny Totem Pole	1961	Middle Tenn.-Tennessee Tech
Little Brown Stein	1938	Idaho-Montana
Mare's	1987	Murray St.-Tenn.-Martin
Ol' Mountain Jug	1976	Appalachian St.-Western Caro.
Ol' School Bell	1988	Jacksonville St.-Troy St.
Ram—Crusader Cup	1951	Fordham-Holy Cross
Red Belt	1978	Murray St.-Western Ky.
Ron Rogerson Memorial	1988	Maine-Rhode Island
Silver Shako	1976	Citadel-VMI
Team of Game's MVP	1960	Lafayette-Lehigh
Top Dog	1971	Butler-Indianapolis
Victory Carriage	1960	UC Davis-Sacramento St.

NON-NCAA MEMBERS

Trophy	Date	Colleges
Home Stake-Gold Mine	1950	Black Hills St.-South Dak. Tech
Paint Bucket	1961	Jamestown-Valley City St.



Coaching Records

All-Division Coaching Records	376
Division I-A Coaching Records	377
Division I-AA Coaching Records.....	399
Coaching Honors.....	404




All-Division Coaching Records

Coaches With Career Winning Percentage of .800 or Better

This list includes all coaches in history with a winning percentage of at least .800 over a career of at least 10 seasons at four-year colleges (regardless of division or association). Bowl and playoff games included.

Coach (Alma Mater) (Colleges Coached, Tenure)	Years	Won	Lost	Tied	Pct.
#Larry Kehres (Mount Union '71) (Mount Union 1986—)	†18	205	18	3	.914
Knute Rockne (Notre Dame '14) (Notre Dame 1918-30)	13	105	12	5	.881
Frank Leahy (Notre Dame '31) (Boston College 1939-40; Notre Dame 1941-43, 1946-53)	13	107	13	9	.864
Bob Reade (Cornell College '54) (Augustana [Ill.] 1979-94)	†16	146	23	1	.862
Doyt Perry (Bowling Green '32) (Bowling Green 1955-64)	†10	77	11	5	.855
Dick Farley (Boston U. '68) (Williams 1987-03)	†17	114	19	3	.849
George Woodruff (Yale '89) (Pennsylvania 1892-1901; Illinois 1903; Carlisle 1905)	12	142	25	2	.846
Jake Gaither (Knoxville '27) (Florida A&M 1945-69)	†25	203	36	4	.844
Dave Maurer (Denison '54) (Wittenberg 1969-83)	†15	129	23	3	.842
Paul Hoerneman (Heidelberg '38) (Heidelberg 1946-59)	†14	102	18	4	.839
Barry Switzer (Arkansas '60) (Oklahoma 1973-88)	16	157	29	4	.837
Tom Osborne (Hastings '59) (Nebraska 1973-97)	25	255	49	3	.836
Don Coryell (Washington '50) (Whittier 1957-59; San Diego St. 1961-72)	†15	127	24	3	.834
#Mike Kelly (Manchester '70) (Dayton 1981—)	†23	215	43	1	.832
Percy Houghton (Harvard '99) (Cornell 1899-1900; Harvard 1908-16; Columbia 1923-24)	13	96	17	6	.832
Bob Neyland (Army '16) (Tennessee 1926-34, 1936-40, 1946-52)	21	173	31	12	.829
Fielding Yost (Lafayette '97) (Ohio Wesleyan 1897; Nebraska 1898; Kansas 1899; Stanford 1900; Michigan 1901-23, 1925-26)	29	196	36	12	.828



Carson-Newman Sports Information

Carson-Newman coach Ken Sparks ranks first among Division II coaches in victories with 234 and third in winning percentage with a .810 mark. He has moved up to 19th place on the all-divisions list for career victories.

Coach (Alma Mater) (Colleges Coached, Tenure)	Years	Won	Lost	Tied	Pct.
Bud Wilkinson (Minnesota '37) (Oklahoma 1947-63)	17	145	29	4	.826
#Chuck Broyles (Pittsburg St. '70) (Pittsburg St. 1990—)	†14	140	29	2	.825
Chuck Klausung (Slippery Rock '48) (Indiana [Pa.] 1964-69; Carnegie Mellon 1976-85)	†16	123	26	2	.821
Vernon McCain (Langston '31) (Md.-East. Shore 1948-63)	†16	102	21	5	.816
Jock Sutherland (Pittsburgh '18) (Lafayette 1919-23; Pittsburgh 1924-38)	20	144	28	14	.812
#Ken Sparks (Carson-Newman '68) (Carson-Newman 1980—)	†24	234	54	2	.810
Ron Schipper (Hope '52) (Central [Iowa] 1961-96)	†36	287	67	3	.808
Bob Devaney (Alma '39) (Wyoming 1957-61; Nebraska 1962-72)	16	136	30	7	.806
Biggie Munn (Minnesota '32) (Albright 1935-36; Syracuse 1946; Michigan St. 1947-53)	10	71	16	3	.805
Sid Gillman (Ohio St. '34) (Miami [Ohio] 1944-47; Cincinnati 1949-54)	†10	81	19	2	.804
#Phillip Fulmer (Tennessee '72) (Tennessee 1992—)	12	113	28	0	.801

†Zero to nine years in Division I-A. #Active coach.

Coaches With 200 or More Career Victories

This list includes all coaches who have won at least 200 games at four-year colleges (regardless of classification or association). Bowl and playoff games included.

Coach (Alma Mater) (Colleges Coached, Tenure)	Years	Won	Lost	Tied	Pct.
#John Gagliardi (Colorado Col. '49) (Carroll [Mont.] 1949-52; St. John's [Minn.] 1953—)	†55	414	114	11	.778
Eddie Robinson (Leland '41) (Grambling 1941-42, 1945-97)	†55	408	165	15	.707
#Bobby Bowden (Samford '53) (Samford 1959-62; West Virginia 1970-75; Florida St. 1976—)	38	342	99	4	.773
#Joe Paterno (Brown '50) (Penn St. 1966—)	38	339	109	3	.755
Bear Bryant (Alabama '36) (Maryland 1945; Kentucky 1946-53; Texas A&M 1954-57; Alabama 1958-82)	38	323	85	17	.780
Pop Warner (Cornell '95) (Georgia 1895-96; Cornell 1897-98; Carlisle 1899-1903; Cornell 1904-06; Carlisle 1907-14; Pittsburgh 1915-23; Stanford 1924-32; Temple 1933-38)	44	319	106	32	.733
Roy Kidd (Eastern Ky. '54) (Eastern Ky. 1964-02)	†39	315	123	8	.715
Amos Alonzo Stagg (Yale '88) (Springfield 1890-91; Chicago 1892-1932; Pacific 1933-46)	57	314	199	35	.605
Frosty Westering (Neb.-Omaha '52) (Parsons 1962-63; Albert Lea 1966-71; Pacific Lutheran 1972-03)	†39	305	96	7	.756
Tubby Raymond (Michigan '50) (Delaware 1966-01)	†36	300	119	3	.714
Ron Schipper (Hope '52) (Central [Iowa] 1961-96)	†36	287	67	3	.808
Roger Harring (Wis.-La Crosse '58) (Wis.-La Crosse 1969-99)	†31	261	75	7	.771
LaVell Edwards (Utah St. '52) (Brigham Young 1972-00)	29	257	101	3	.716
Tom Osborne (Hastings '59) (Nebraska 1973-97)	25	255	49	3	.836
Jim Malosky (Minnesota '51) (Minn.Duluth 1958-97)	†40	255	125	13	.665
#Lou Holtz (Kent St. '59) (William & Mary 1969-71; North Carolina St. 1972-75; Arkansas 1977-83; Minnesota 1984-85; Notre Dame 1986-96; South Carolina 1999—)	32	243	127	7	.654
#Frank Girardi (West Chester '61) (Lycoming 1972—)	†32	241	74	5	.761
Woody Hayes (Denison '35) (Denison 1946-48; Miami [Ohio] 1949-50; Ohio St. 1951-78)	33	238	72	10	.759
#Ken Sparks (Carson-Newman '68) (Carson-Newman 1980—)	†24	234	54	2	.810
Bo Schembechler (Miami [Ohio] '51) (Miami [Ohio] 1963-68; Michigan 1969-89)	27	234	65	8	.775
#Billy Joe (Villanova '63) (Cheyney 1972-78; Central St. [Ohio] 1981-93; Florida A&M 1994—)	†30	234	100	4	.698

Coach (Alma Mater) (Colleges Coached, Tenure)	Years	Won	Lost	Tied	Pct.
Arnett Mumford (Wilberforce '24).....	†36	233	85	23	.717
(Adams St. 1924-26; Bishop 1927-29; Texas College 1931-35; Southern U. 1936-42, 1944-61)					
†John Merritt (Kentucky St. '50).....	†31	232	65	11	.771
(Jackson St. 1953-62; Tennessee St. 1963-83)					
Hayden Fry (Baylor '51).....	37	232	178	10	.564
(Southern Methodist 1962-72; North Texas 1973-78; Iowa 1979-98)					
Fred Long (Millikin '18).....	†45	227	151	31	.593
(Paul Quinn 1921-22; Wiley 1923-47; Prairie View 1948; Texas College 1949-55; Wiley 1956-65)					
Gene Carpenter (Huron '63).....	†32	220	90	6	.706
(Adams St. 1968; Millersville 1970-00)					
@Ron Harms (Valparaiso '59).....	†31	219	112	4	.660
(Concordia [Neb.] 1964-69; Adams St. 1970-73; Tex. A&M-Kingsville 1979-99)					
Jim Christopherson (Concordia-M'head '60).....	†32	217	102	7	.676
(Concordia-M'head 1969-00)					
Fred Martinelli (Otterbein '51).....	†35	217	119	12	.641
(Ashland 1959-93)					
#Mike Kelly (Manchester '70).....	†23	215	43	1	.832
(Dayton 1981—)					
Bill Manlove (Temple '58).....	†32	212	110	1	.658
(Widener 1969-91; Delaware Valley 1992-95; La Salle 1997-01)					
#Willard Bailey (Norfolk St. '61).....	†31	211	111	8	.652
(Norfolk St. 1985-91; Virginia Union 1971-83, 95—)					
#Ron Randleman (William Penn '64).....	†35	207	164	6	.557
(William Penn 1969-75; Pittsburgh St. 1976-81; Sam Houston St. 1982—)					
Jess Neely (Vanderbilt '24).....	40	207	176	19	.539
(Southwestern [Tenn.] 1924-27; Clemson 1931-39; Rice 1940-66)					
Jim Butterfield (Maine '53).....	†27	206	71	1	.743
(Ithaca 1967-93)					
#Larry Kehres (Mount Union '71).....	†18	205	18	3	.914
(Mount Union 1986—)					
Jake Gaiher (Knoxville '27).....	†25	203	36	4	.844
(Florida A&M 1945-69)					
Warren Woodson (Baylor '24).....	31	203	95	14	.673
(Conway St. 1935-40; Hardin-Simmons 1941-42, 1946-51; Arizona 1952-56; New Mexico St. 1958-67; Trinity [Tex.] 1972-73)					
#Peter Mazzafiero (Centre '54).....	†40	203	154	11	.567
(Waynesburg 1959-62; Curry 1963; Bridgewater St. 1968—)					
Don Nehlen (Bowling Green '58).....	30	202	128	8	.609
(Bowling Green 1968-76; West Virginia 1980-00)					
Vince Dooley (Auburn '54).....	25	201	77	10	.715
(Georgia 1964-88)					
Eddie Anderson (Notre Dame '22).....	39	201	128	15	.606
(Loras 1922-24; DePaul 1925-31; Holy Cross 1933-38; Iowa 1939-42, 1946-49; Holy Cross 1950-64)					
#Robert Ford (Springfield '59).....	†35	201	141	1	.587
(St. Lawrence 1965-68; Albany [N.Y.] 1973—)					
Darrell Mudra (Peru St. '51).....	†26	200	81	4	.709
(Adams St. 1959-62; North Dakota St. 1963-65; Arizona 1967-68; Western Ill. 1969-73; Florida St. 1974-75; Eastern Ill. 1978-82; Northern Iowa 1983-87)					
Jim Sweeney (Portland '51).....	32	200	154	4	.564
(Montana St. 1963-67; Washington St. 1968-75; Fresno St. 1976-96)					

#Active coach. †Zero to nine years in Division I-A. ††Tennessee State's participation in 1981 and 1982 Division I-AA championships (1-2 record) vacated by action of the NCAA Committee on Infractions. @Texas A&M-Kingsville's participation in the 1996, 1997 and 1998 Division II championships (2-3 record) was vacated by action of the NCAA Committee on Infractions.

Matchups of Coaches Each With 200 Victories

Date	Coaches, Teams (Victories Going In)	Winner (Score)
11-11-61	Arnett Mumford, Southern U. (232) Fred Long, Wiley (215)	Wiley (21-19)
1-1-78	Bear Bryant, Alabama (272)	Alabama (35-6)
Sugar Bowl	Woody Hayes, Ohio St. (231)	
10-11-80	Eddie Robinson, Grambling (284) John Merritt, Tennessee St. (200)	Grambling (52-27)
10-10-81	Eddie Robinson, Grambling (294) John Merritt, Tennessee St. (209)	Tennessee St. (14-10)
10-9-82	Eddie Robinson, Grambling (301) John Merritt, Tennessee St. (218)	Tennessee St. (22-8)
10-8-83	Eddie Robinson, Grambling (308) John Merritt, Tennessee St. (228)	Tie (7-7)
11-28-87	John Gagliardi, St. John's (Minn.) (251) Ron Schipper, Central (Iowa) (202)	Central (Iowa) (13-3)

Date	Coaches, Teams (Victories Going In)	Winner (Score)
11-25-89	John Gagliardi, St. John's (Minn.) (268) Ron Schipper, Central (Iowa) (224)	St. John's (Minn.) (27-24)
12-28-90	Joe Paterno, Penn St. (229)	
Blockbuster Bowl	Bobby Bowden, Florida St. (204)	Florida St. (24-17)
11-27-93	John Gagliardi, St. John's (Minn.) (305) Roger Harring, Wis.-La Crosse (210)	St. John's (Minn.) (47-25)
1-1-94	Bobby Bowden, Florida St. (238)	Florida St. (18-16)
Orange Bowl	Tom Osborne, Nebraska (206)	
9-17-94	Joe Paterno, Penn St. (258) Hayden Fry, Iowa (202)	Penn St. (61-21)
10-21-95	Joe Paterno, Penn St. (273) Hayden Fry, Iowa (210)	Penn St. (41-27)
1-1-96	Bobby Bowden, Florida St. (258)	Florida St. (31-26)
Orange Bowl	Lou Holtz, Notre Dame (208)	
10-19-96	Joe Paterno, Penn St. (284) Hayden Fry, Iowa (217)	Iowa (21-20)
11-17-96	Jim Malosky, Minn.-Duluth (250) Roger Harring, Wis.-La Crosse (241)	Minn. Duluth (17-3)
11-30-96	John Gagliardi, St. John's (Minn.) (336) Roger Harring, Wis.-La Crosse (242)	Wis.-La Crosse (37-30)
12-4-99	John Gagliardi, St. John's (Minn.) (364) Frosty Westering, Pacific Lutheran (274)	Pacific Lutheran (19-9)
8-26-00	Bobby Bowden, Florida St. (304) LaVell Edwards, Brigham Young (251)	Florida St. (29-3)
11-25-00	John Gagliardi, St. John's (Minn.) (374) Frosty Westering, Pacific Lutheran (286)	St. John's (Minn.) (28-21) (ot)
12-1-01	John Gagliardi, St. John's (Minn.) (387) Frosty Westering, Pacific Lutheran (294)	St. John's (Minn.) (31-6)
12-20-03	John Gagliardi, St. John's (Minn.) (413) Larry Kehres, Mount Union (205)	St. John's (Minn.) (24-6)

Coaches With 200 or More Victories at One College

(Bowl and Playoff Games Included)

Coach (College, Tenure)	Years	Won	Lost	Tied	Pct.
Eddie Robinson, Grambling (1941-42, 45-97).....	†55	408	165	15	.707
#John Gagliardi, St. John's (Minn.) (1953—).....	†51	389	108	10	.777
#Joe Paterno, Penn St. (1966—).....	38	339	109	3	.755
Roy Kidd, Eastern Ky. (1964-02).....	†39	315	123	8	.715
Tubby Raymond, Delaware (1966-01).....	†36	300	119	3	.714
Ron Schipper, Central (Iowa) (1961-96).....	†36	287	67	3	.808
#Bobby Bowden, Florida St. (1976—).....	28	269	67	4	.797
Frosty Westering, Pacific Lutheran (1972-03).....	†32	261	70	4	.785
Roger Harring, Wis.-La Crosse (1969-99).....	†31	261	75	7	.771
LaVell Edwards, Brigham Young (1972-00).....	29	257	101	3	.716
Tom Osborne, Nebraska (1973-97).....	25	255	49	3	.836
Jim Malosky, Minn. Duluth (1958-97).....	†40	255	125	13	.665
Amos Alonzo Stagg, Chicago (1892-32).....	41	244	111	27	.674
#Frank Girardi, Lycoming (1972—).....	†32	241	74	5	.761
#Ken Sparks, Carson-Newman (1980—).....	†24	234	54	2	.810
Bear Bryant, Alabama (1958-82).....	25	232	46	9	.824
Fred Martinelli, Ashland (1959-93).....	†35	217	119	12	.641
#Mike Kelly, Dayton (1981—).....	†23	215	43	1	.832
Jim Butterfield, Ithaca (1967-93).....	†27	206	71	1	.743
#Larry Kehres, Mount Union (1986—).....	†18	205	18	3	.914
Woody Hayes, Ohio St. (1951-78).....	28	205	61	10	.761
Jake Gaiher, Florida A&M (1945-69).....	†25	203	36	4	.844
Vince Dooley, Georgia (1964-88).....	25	201	77	10	.715

†Zero to nine years in Division I-A. #Active coach.

Division I-A Coaching Records

Winningest Active Division I-A Coaches

(Minimum five years as Division I-A head coach; record at four-year colleges only.)

BY PERCENTAGE

Coach, College	Years	Won	Lost	Tied	Pct.+	Bowls* W-L-T
Bob Pruett, Marshall.....	8	88	17	0	.83810	5-1-0
Bob Stoops, Oklahoma.....	5	55	11	0	.83333	3-2-0
Phillip Fulmer, Tennessee.....	12	113	28	0	.80142	6-6-0
Bobby Bowden, Florida St.	38	342	99	4	.77303	188-1
Lloyd Carr, Michigan.....	9	86	26	0	.76786	5-4-0
Joe Paterno, Penn St.	38	339	109	3	.75499	20-10-1
Chris Ault, Nevada.....	19	163	63	1	.72026	0-2-0
Bill Snyder, Kansas St.	15	127	55	1	.69672	6-5-0

Coach, College	Years	Won	Lost	Tied	Pct.+	Bowls*	
						W-L-T	W-L-T
Urban Meyer, Utah.....	6	48	21	0	.69565	1	0-0
Nick Saban, LSU.....	10	82	39	1	.67623	3	4-0
Tommy Bowden, Clemson.....	7	56	28	0	.66667	2	3-0
Terry Hoepfner, Miami (Ohio).....	5	40	20	0	.66667	1	0-0
Dennis Franchione, Texas A&M.....	21	159	82	2	.65844	4	1-0
Paul Pasqualoni, Syracuse.....	18	135	70	1	.65777	6	2-0
Pat Hill, Fresno St.....	7	55	29	0	.65476	2	3-0
Lou Holtz, South Carolina.....	32	243	127	7	.65385	12	8-2
John Robinson, UNLV.....	17	130	68	4	.65347	8	1-0
David Cutcliffe, Mississippi.....	6	40	22	0	.64516	4	1-0
John L. Smith, Michigan St.....	15	118	65	0	.64481	1	6-0
Sonny Lubick, Colorado St.....	15	112	63	0	.64000	3	5-0
Fisher DeBerry, Air Force.....	20	156	88	1	.63878	6	6-0
Frank Beamer, Virginia Tech.....	23	167	96	4	.63296	5	6-0
Houston Nutt, Arkansas.....	11	83	50	0	.62406	2	4-0
Mike Bellotti, Oregon.....	14	96	59	2	.61783	4	4-0
June Jones, Hawaii.....	5	40	25	0	.61538	2	1-0
Gary Pinkel, Missouri.....	13	90	56	3	.61409	1	1-0
George O'Leary, UCF.....	8	52	33	0	.61176	2	2-0
Mack Brown, Texas.....	20	145	92	1	.61134	6	6-0
Joe Tiller, Purdue.....	13	94	62	1	.60191	3	5-0
Barry Alvarez, Wisconsin.....	14	99	67	4	.59412	7	2-0
Dirk Koetter, Arizona St.....	6	43	30	0	.58904	2	1-0
Jeff Bower, Southern Miss.....	14	89	62	1	.58882	3	4-0
Tommy Tuberville, Auburn.....	9	63	44	0	.58879	3	2-0
Gary Crowton, Brigham Young.....	6	42	30	0	.58333	0	1-0
Ken Hatfield, Rice.....	25	164	122	4	.57241	4	6-0
Tom O'Brien, Boston College.....	7	48	36	0	.57143	4	1-0
Keith Gilbertson, Washington.....	8	54	41	0	.56842	1	0-0
Tyrone Willingham, Notre Dame.....	9	59	46	1	.56132	1	4-0
Bobby Ross, Army.....	15	94	76	2	.55233	4	2-0
Randy Walker, Northwestern.....	14	83	70	5	.54114	0	2-0
Bobby Wallace, Temple.....	16	99	87	1	.53209	0	0-0
Mike Price, UTEP.....	22	129	122	0	.51394	3	2-0
Jim Grobe, Wake Forest.....	9	51	51	1	.50000	1	0-0
Glen Mason, Minnesota.....	18	103	104	1	.49760	4	2-0
Tommy West, Memphis.....	10	52	54	0	.49057	2	3-0
Gary Barnett, Colorado.....	14	78	83	2	.48466	2	3-0
Kirk Ferentz, Iowa.....	8	44	50	0	.46809	2	1-0
Walt Harris, Pittsburgh.....	10	55	64	0	.46218	2	3-0
Jack Bicknell III, Louisiana Tech.....	5	27	32	0	.45763	0	1-0
Al Groh, Virginia.....	9	48	57	0	.45714	2	0-0
Rocky Long, New Mexico.....	6	33	40	0	.45205	0	2-0
Rich Brooks, Kentucky.....	19	95	117	4	.44907	1	3-0
Gerry DiNardo, Indiana.....	11	55	69	1	.44400	3	0-0
Andy McCollum, Middle Tenn.....	5	25	32	0	.43860	0	0-0
Chris Scelfo, Tulane.....	6	26	34	0	.43333	2	0-0
Gary Darnell, Western Mich.....	11	51	69	0	.42500	0	1-0
Ron Turner, Illinois.....	8	39	53	0	.42391	1	1-0
Darrell Dickey, North Texas.....	6	30	41	0	.42254	1	2-0
Joe Novak, Northern Ill.....	8	38	52	0	.42222	0	0-0
Charlie Weatherbie, La.-Monroe.....	11	46	75	0	.38017	2	0-0
Buddy Teevens, Stanford.....	14	56	92	1	.37919	0	0-0
Watson Brown, UAB.....	19	79	131	1	.37678	0	0-0
Tony Samuel, New Mexico St.....	7	29	51	0	.36250	0	0-0
Dan McCarney, Iowa St.....	9	38	67	0	.36190	1	2-0

Less than five years as Division I-A head coach (school followed by years in Division I-A, must have at least five years at four-year college, includes record at all four-year colleges):

Coach, College	Years	Won	Lost	Tied	Pct.+	Bowls*	
						W-L-T	W-L-T
Steve Roberts, Arkansas St. (2).....	10	59	48	1	.55093	0	0-0
Dan Hawkins, Boise St. (3).....	8	73	17	1	.80769	2	0-0
Jim Hofer, Buffalo (3).....	11	49	66	0	.42609	0	0-0
Brian Kelly, Central Mich. (0).....	13	118	35	2	.76774	0	0-0
Randy Edsall, Connecticut (2).....	5	24	33	0	.42105	0	0-0
Chan Gailey, Georgia Tech (2).....	5	38	23	0	.62295	1	1-0
Paul Johnson, Navy (2).....	7	72	25	0	.74227	0	1-0
John Bunting, North Carolina (3).....	8	51	38	2	.57143	1	0-0
Jim Tressel, Ohio St. (3).....	18	167	64	2	.72103	2	1-0
Jim Leavitt, South Fla. (3).....	7	51	26	0	.66234	0	0-0
Larry Blakeney, Troy St. (2).....	13	108	48	1	.69108	0	0-0
Mick Denney, Utah St. (4).....	10	65	54	0	.54622	0	0-0
Bobby Johnson, Vanderbilt (2).....	10	64	56	0	.53333	0	0-0
Rich Rodriguez, West Virginia (3).....	11	67	61	2	.52308	0	2-0
Joe Glenn, Wyoming (1).....	19	161	68	1	.70217	0	0-0

†Ties computed as half won and half lost. *Includes only Division I-A bowl games.

BY VICTORIES

(Minimum five years as Division I-A head coach)

Coach, College	*Wins	Coach, College	*Wins
Bobby Bowden, Florida St.....	342	Tommy Tuberville, Auburn.....	63
Joe Paterno, Penn St.....	339	Tyrone Willingham, Notre Dame.....	59
Lou Holtz, South Carolina.....	243	Tommy Bowden, Clemson.....	56
Frank Beamer, Virginia Tech.....	167	Buddy Teevens, Stanford.....	56
Ken Hatfield, Rice.....	164	Bob Stoops, Oklahoma.....	55
Chris Auli, Nevada.....	163	Pat Hill, Fresno St.....	55
Dennis Franchione, Texas A&M.....	159	Walt Harris, Pittsburgh.....	55
Fisher DeBerry, Air Force.....	156	Gerry DiNardo, Indiana.....	55
Mack Brown, Texas.....	145	Keith Gilbertson, Washington.....	54
Paul Pasqualoni, Syracuse.....	135	George O'Leary, UCF.....	52
John Robinson, UNLV.....	130	Tommy West, Memphis.....	52
Mike Price, UTEP.....	129	Jim Grobe, Wake Forest.....	51
Bill Snyder, Kansas St.....	127	Gary Darnell, Western Mich.....	51
John L. Smith, Michigan St.....	118	Urban Meyer, Utah.....	48
Phillip Fulmer, Tennessee.....	113	Tom O'Brien, Boston College.....	48
Sonny Lubick, Colorado St.....	112	Al Groh, Virginia.....	48
Glen Mason, Minnesota.....	103	Charlie Weatherbie, La.-Monroe.....	46
Barry Alvarez, Wisconsin.....	99	Kirk Ferentz, Iowa.....	44
Bobby Wallace, Temple.....	99	Dirk Koetter, Arizona St.....	43
Mike Bellotti, Oregon.....	96	Gary Crowton, Brigham Young.....	42
Rich Brooks, Kentucky.....	95	Terry Hoepfner, Miami (Ohio).....	40
Joe Tiller, Purdue.....	94	David Cutcliffe, Mississippi.....	40
Bobby Ross, Army.....	94	June Jones, Hawaii.....	40
Gary Pinkel, Missouri.....	90	Ron Turner, Illinois.....	39
Jeff Bower, Southern Miss.....	89	Joe Novak, Northern Ill.....	38
Bob Pruett, Marshall.....	88	Dan McCarney, Iowa St.....	38
Lloyd Carr, Michigan.....	86	Rocky Long, New Mexico.....	33
Houston Nutt, Arkansas.....	83	Darrell Dickey, North Texas.....	30
Randy Walker, Northwestern.....	83	Tony Samuel, New Mexico St.....	29
Nick Saban, LSU.....	82	Jack Bicknell III, Louisiana Tech.....	27
Watson Brown, UAB.....	79	Chris Scelfo, Tulane.....	26
Gary Barnett, Colorado.....	78	Andy McCollum, Middle Tenn.....	25

*Includes only Division I-A bowl games.

Winningest All-Time Division I-A Coaches

Minimum 10 years as head coach at Division I institutions; record at four-year colleges only; bowl games included; ties computed as half won, half lost. Active coaches indicated by (*). College Football Hall of Fame members indicated by (†).

BY PERCENTAGE

Coach (Alma Mater) (Colleges Coached, Tenure)	Years	Won	Lost	Tied	Pct.
Knute Rockne (Notre Dame '14)†.....	13	105	12	5	.881
(Notre Dame 1918-30)					
Frank Leahy (Notre Dame '31)†.....	13	107	13	9	.864
(Boston College 1939-40; Notre Dame 1941-43, 1946-53)					
George Woodruff (Yale 1889)†.....	12	142	25	2	.846
(Pennsylvania 1892-01; Illinois 1903; Carlisle 1905)					
Barry Switzer (Arkansas '60).....	16	157	29	4	.837
(Oklahoma 1973-88)					
Tom Osborne (Hastings '59)†.....	25	255	49	3	.836
(Nebraska 1973-97)					
Percy Haughton (Harvard 1899)†.....	13	96	17	6	.832
(Cornell 1899-00; Harvard 1908-16; Columbia 1923-24)					
Bob Neyland (Army '16)†.....	21	173	31	12	.829
(Tennessee 1926-34, 1936-40, 1946-52)					
Fielding Yost (West Virginia 1895)†.....	29	196	36	12	.828
(Ohio Wesleyan 1897; Nebraska 1898; Kansas 1899; Stanford 1900; Michigan 1901-23, 1925-26)					
Bud Wilkinson (Minnesota '37)†.....	17	145	29	4	.826
(Oklahoma 1947-63)					
Jock Sutherland (Pittsburgh '18)†.....	20	144	28	14	.812
(Lafayette 1919-23; Pittsburgh 1924-38)					
Bob Devaney (Alma '39)†.....	16	136	30	7	.806
(Wyoming 1957-61; Nebraska 1962-72)					
#Phillip Fulmer (Tennessee '72).....	12	113	28	0	.801
(Tennessee 1992—)					
Frank Thomas (Notre Dame '23)†.....	19	141	33	9	.795
(Chattanooga 1925-28; Alabama 1931-42, 1944-46)					
Henry Williams (Yale 1891)†.....	23	141	34	12	.786
(Army 1891; Minnesota 1900-21)					
Gil Dobie (Minnesota '02)†.....	33	180	45	15	.781
(North Dakota St. 1906-07; Washington 1908-16; Navy 1917-19; Cornell 1920-35; Boston College 1936-38)					

Coach (Alma Mater) (Colleges Coached, Tenure)	Years	Won	Lost	Tied	Pct.
Bear Bryant (Alabama '36)† (Maryland 1945; Kentucky 1946-53; Texas A&M 1954-57; Alabama 1958-82)	38	323	85	17	.780
Fred Folsom (Dartmouth 1895) (Colorado 1895-99, 1901-02; Dartmouth 1903-06; Colorado 1908-15)	19	106	28	6	.779
Steve Spurrier (Florida '67) (Duke 1987-89; Florida 1990-01)	15	142	40	2	.777
Bo Schembechler (Miami, Ohio '51)† (Miami [Ohio] 1963-68; Michigan 1969-89)	27	234	65	8	.775
*Bobby Bowden (Samford '53)√ (Samford 1959-62; West Virginia 1970-75; Florida St. 1976—)	38	342	99	4	.773
Fritz Crisler (Chicago '22)† (Minnesota 1930-31; Princeton 1932-37; Michigan 1938-47)	18	116	32	9	.768
Charley Moran (Tennessee 1898) (Texas A&M 1909-14; Centre 1919-23; Bucknell 1924-26; Catawba 1930-33)	18	122	33	12	.766
Wallace Wade (Brown '17)† (Alabama 1923-30; Duke 1931-41, 1946-50)	24	171	49	10	.765
Frank Kush (Michigan St. '53)† (Arizona St. 1958-79)	22	176	54	1	.764
Dan McGugin (Michigan '04)† (Vanderbilt 1904-17, 1919-34)	30	197	55	19	.762
Jimmy Crowley (Notre Dame '25)# (Michigan St. 1929-32; Fordham 1933-41)	13	78	21	10	.761
Andy Smith (Penn St., Pennsylvania '05)† (Pennsylvania 1909-12; Purdue 1913-15; California 1916-25)	17	116	32	13	.761
Woody Hayes (Denison '35)† (Denison 1946-48; Miami [Ohio] 1949-50; Ohio St. 1951-78)	33	238	72	10	.759
Red Blaik (Miami [Ohio] '18; Army '20)† (Dartmouth 1934-40; Army 1941-58)	25	166	48	14	.759
*Joe Paterno (Brown '50) (Penn St. 1966—)	38	339	109	3	.755
Darrell Royal (Oklahoma '50)† (Mississippi St. 1954-55; Washington 1956; Texas 1957-76)	23	184	60	5	.749
John McKay (Oregon '50)† (Southern California 1960-75)	16	127	40	8	.749
John Vaught (TCU '33)† (Mississippi 1947-70, 1973)	25	190	61	12	.745
Dan Devine (Minn. Duluth '48)† (Arizona St. 1955-57; Missouri 1958-70; Notre Dame 1975-80)	22	172	57	9	.742
Gus Henderson (Oberlin '12) (Southern California 1919-24; Tulsa 1925-35; Occidental 1940-42)	20	126	42	7	.740
Ara Parseghian (Miami [Ohio] '49)† (Miami [Ohio] 1951-55; Northwestern 1956-63; Notre Dame 1964-74)	24	170	58	6	.739
Elmer Layden (Notre Dame '25)# (Loras 1925-26; Duquesne 1927-33; Notre Dame 1934-40)	16	103	34	11	.733
Pop Warner (Cornell 1895)† (Georgia 1895-96; Cornell 1897-98; Carlisle 1899-03; Cornell 1904-06; Carlisle 1907-14; Pittsburgh 1915-23; Stanford 1924-32; Temple 1933-38)	44	319	106	32	.733
Howard Jones (Yale '08)† (Syracuse 1908; Yale 1909; Ohio St. 1910; Yale 1913; Iowa 1916-23; Duke 1924; Southern California 1925-40)	29	194	64	21	.733
Frank Cavanaugh (Dartmouth 1897)† (Cincinnati 1898; Holy Cross 1903-05; Dartmouth 1911-16; Boston College 1919-26; Fordham 1927-32)	24	145	48	17	.731
Jim Tatum (North Carolina '35)† (North Carolina 1942; Oklahoma 1946; Maryland 1947-55; North Carolina 1956-58)	14	100	35	7	.729
Francis Schmidt (Nebraska '14)† (Tulsa 1919-21; Arkansas 1922-28; TCU 1929-33; Ohio St. 1934-40; Idaho 1941-42)	24	158	57	11	.723
Bill Roper (Princeton '03)† (VMI 1903-04; Princeton 1906-08; Missouri 1909; Princeton 1910-11; Swarthmore 1915-16; Princeton 1919-30)	22	112	37	19	.723
R.C. Slocum (McNeese St. '67) (Texas A&M 1989-02)	14	123	47	2	.721
Doc Kennedy (Kansas & Pennsylvania '03) (Kansas 1904-10; Haskell 1911-16)	13	85	31	7	.720
Tad Jones (Yale '08)† (Syracuse 1909-10; Yale 1916, 1920-27)	11	66	24	6	.719
LaVell Edwards (Utah St. '52) (Brigham Young 1972-00)	29	257	101	3	.716

Coach (Alma Mater) (Colleges Coached, Tenure)	Years	Won	Lost	Tied	Pct.
Dennis Erickson (Montana St. '69) (Idaho 1982-85; Wyoming 1986; Washington St. 1987-88; Miami [Fla.] 1989-94; Oregon St. 1999-02)	17	144	57	1	.715
Vince Dooley (Auburn '54)† (Georgia 1964-88)	25	201	77	10	.715
Dana Bible (Carson-Newman '12)† (Mississippi Col. 1913-15; LSU 1916; Texas A&M 1917, 1919-28; Nebraska 1929-36; Texas 1937-46)	33	198	72	23	.715
Bobby Dodd (Tennessee '31)†# (Georgia Tech 1945-66)	22	165	64	8	.713
John Heisman (Brown 1890, Pennsylvania 1892)†.... (Oberlin 1892; Akron 1893; Oberlin 1894; Auburn 1895-99; Clemson 1900-03; Georgia Tech 1904-19; Pennsylvania 1920-22; Wash. & Jeff. 1923; Rice 1924-27)	36	185	70	17	.711
Jumbo Stiehm (Wisconsin '09) (Ripon 1910; Nebraska 1911-15; Indiana 1916-21)	12	59	23	4	.709
Red Sanders (Vanderbilt '27)† (Vanderbilt 1940-42, 1946-48; UCLA 1949-57)	15	102	41	3	.709
Pat Dye (Georgia '62) (East Caro. 1974-79; Wyoming 1980; Auburn 1981-92)	19	153	62	5	.707
Chick Meehan (Syracuse '18) (Syracuse 1920-24; New York U. 1925-31; Manhattan 1932-37)	18	115	44	14	.705
John McEwan (Army '17) (Army 1923-25; Oregon 1926-29; Holy Cross 1930-32)	10	59	23	6	.705
Bennie Owen (Kansas '00)† (Washburn 1900; Bethany [Kan.] 1901-04; Oklahoma 1905-26)	27	155	60	19	.703
Ike Armstrong (Drake '23)† (Utah 1925-49)	25	140	55	15	.702
Frank Broyles (Georgia Tech '47)† (Missouri 1957; Arkansas 1958-76)	20	149	62	6	.700
Biff Jones (Army '17)† (Army 1926-29; LSU 1932-34; Oklahoma 1935-36; Nebraska 1937-41)	14	87	33	15	.700

#Member of College Football Hall of Fame as a player. †Last game of 1978 season counted as full season. √Includes games forfeited, team and/or individual statistics abrogated, and coaching records changed by action of the NCAA Committee on Infractions.

Winningest All-Time Division I-A Coaches

Minimum 10 years as head coach at Division I institutions; record at four-year colleges only; bowl games included; ties computed as half won, half lost. After each coach's name is his alma mater, year graduated, total years coached, won-lost record and percentage, tenure at each college coached, and won-lost record there. Active coaches are denoted by an asterisk (*).

BY VICTORIES

(Minimum 170 Victories)

342	*Bobby Bowden (Born 11-8-29 Birmingham, Ala.) Samford 1953 (√ 38: 342-99-4 .773) Samford 1959-62 (31-6-0); West Virginia 1970-75 (√ 42-26-0); Florida St. 1976-03 (269-67-4)
339	*Joe Paterno (Born 12-21-26 Brooklyn, N.Y.) Brown 1951 (38: 339-109-3 .755) Penn St. 1966-03 (339-109-3)
323	Bear Bryant (Born 9-11-13 Moro Bottoms, Ark.; Died 1-26-83) Alabama 1936 (38: 323-85-17 .780) Maryland 1945 (6-2-1); Kentucky 1946-53 (60-23-5); Texas A&M 1954-57 (25-14-2); Alabama 1958-82 (232-46-9)
319	Pop Warner (Born 4-5-1871 Springville, N.Y.; Died 9-7-54) Cornell 1895 (44: 319-106-32 .733) Georgia 1895-96 (7-4-0); Cornell 1897-98, 1904-06 (36-13-3); Carlisle 1899-1903, 1907-14 (114-42-8); Pittsburgh 1915-23 (60-12-4); Stanford 1924-32 (71-17-8); Temple 1933-38 (31-18-9)
314	Amos Alonzo Stagg (Born 8-16-1862 West Orange, N.J.; Died 3-17-65) Yale 1888 (57: 314-199-35 .605) Springfield 1890-91 (10-11-1); Chicago 1892-1932 (244-111-27); Pacific 1933-46 (60-77-7)
257	LaVell Edwards (Born 10-11-30 Provo, Utah) Utah St. 1952 (29: 257-101-3 .716) Brigham Young 1972-00 (257-101-3)
255	Tom Osborne (Born 2-23-37 Hastings, Neb.) Hastings 1959 (25: 255-49-3 .836) Nebraska 1973-97 (255-49-3)
243	*Lou Holtz (Born 1-6-37 Follansbee, W.Va.) Kent St. 1959 (32: 243-127-7 .654) William & Mary 1969-71 (13-20-0); North Carolina St. 1972-75 (33-12-3); Arkansas 1977-83 (60-21-2); Minnesota 1984-85 (10-12-0); Notre Dame 1986-96 (100-30-2); South Carolina 1999-03 (27-32-0)

- 238 Woody Hayes (Born 2-13-14 Clifton, Ohio; Died 3-12-87)
Denison 1935 (33: 238-72-10 .759)
Denison 1946-48 (19-6-0); Miami (Ohio) 1949-50 (14-5-0); Ohio St. 1951-78 (205-61-10)
- 234 Bo Schembechler (Born 9-1-29 Barberton, Ohio)
Miami (Ohio) 1951 (27: 234-65-8 .775)
Miami (Ohio) 1963-68 (40-17-3); Michigan 1969-89 (194-48-5)
Baylor 1951 (✓ 37: 232-178-10 .564)
Southern Methodist 1962-72 (49-66-1); North Texas 1973-78 (✓ 40-23-3); Iowa 1979-98 (142-89-6)
- 207 Jess Neely (Born 1-4-1898 Smyrna, Tenn.; Died 4-9-83)
Vanderbilt 1924 (40: 207-176-19 .539)
Rhodes 1924-27 (20-17-2); Clemson 1931-39 (43-35-7); Rice 1940-66 (144-124-10)
- 203 Warren Woodson (Born 2-24-03 Fort Worth, Texas; Died 2-22-98)
Baylor 1924 (31: 203-95-14 .673)
Central Ark. 1935-39 (40-8-3); Hardin-Simmons 1941-42, 1946-51 (58-24-6); Arizona 1952-56 (26-22-2); New Mexico St. 1958-67 (63-36-3); Trinity (Tex.) 1972-73 (16-5-0)
- 202 Don Nehlen (Born 1-1-36 Canton, Ohio)
Bowling Green 1958 (30: 202-128-8 .609)
Bowling Green 1968-76 (53-35-4); West Virginia 1980-00 (149-93-4)
- 201 Vince Dooley (Born 9-4-32 Mobile, Ala.)
Auburn 1954 (25: 201-77-10 .715)
Georgia 1964-88 (201-77-10)
- 201 Eddie Anderson (Born 11-13-1900 Mason City, Iowa; Died 4-26-74)
Notre Dame 1922 (39: 201-128-15 .606)
Loras 1922-24 (16-6-2); DePaul 1925-31 (21-22-3); Holy Cross 1933-38, 1950-64 (129-67-8); Iowa 1939-42, 1946-49 (35-33-2)
- 200 Jim Sweeney (Born 9-1-29 Butte, Mont.)
Portland 1951 (32: 200-154-4 .564)
Montana St. 1963-67 (31-20-0); Washington St. 1968-75 (26-59-1); Fresno St. 1976-77, 1980-96 (143-75-3)
- 198 Dana X. Bible (Born 10-8-1891 Jefferson City, Tenn.; Died 1-19-80)
Carson-Newman 1912 (33: 198-72-23 .715)
Mississippi Col. 1913-15 (12-7-2); LSU 1916 (1-0-2); Texas A&M 1917, 1919-28 (72-19-9); Nebraska 1929-36 (50-15-7); Texas 1937-46 (63-31-3)
- 197 Dan McGugin (Born 7-29-1879 Tingley, Iowa; Died 1-19-36)
Michigan 1904 (30: 197-55-19 .762)
Vanderbilt 1904-17, 1919-34 (197-55-19)
- 196 Fielding Yost (Born 4-30-1871 Fairview, W.Va.; Died 8-20-46)
West Virginia '95 (29: 196-36-12 .828)
Ohio Wesleyan 1897 (7-1-1); Nebraska 1898 (7-4-0); Kansas 1899 (10-0-0); Stanford 1900 (7-2-1); Michigan 1901-23, 1925-26 (165-29-10)
- 194 Howard Jones (Born 8-23-1885 Exello, Ohio; Died 7-27-41)
Yale 1908 (29: 194-64-21 .733)
Syracuse 1908 (6-3-1); Yale 1909, 1913 (15-2-3); Ohio St. 1910 (6-1-3); Iowa 1916-23 (42-17-1); Duke 1924 (4-5-0); Southern California 1925-40 (121-36-13)
- 192 John Cooper (Born 7-2-37 Powell, Tenn.)
Iowa St. 1962 (24: 192-84-6 .691)
Tulsa 1977-84 (56-32-0); Arizona St. 1985-87 (25-9-2); Ohio St. 1988-00 (112-43-4)
- 190 John Vaught (Born 5-6-08 Olney, Texas)
TCU 1933 (25: 190-61-12 .745)
Mississippi 1947-70, 1973 (190-61-12)
- 189 George Welsh (Born 8-26-33 Coaldale, Pa.)
Navy 1960 (28: 189-132-4 .588)
Navy 1973-81 (55-46-1); Virginia 1982-00 (134-86-3)
- 185 John Heisman (Born 10-23-1869 Cleveland, Ohio; Died 10-3-36)
Brown 1890 (36: 185-70-17 .711)
Oberlin 1892, 1894 (11-3-1); Akron 1893 (5-2-0); Auburn 1895-99 (12-4-2); Clemson 1900-03 (19-3-2); Georgia Tech 1904-19 (102-29-6); Pennsylvania 1920-22 (16-10-2); Wash. & Jeff. 1923 (6-1-1); Rice 1924-27 (14-18-3)
- 185 Johnny Majors (Born 5-21-35 Lynchburg, Tenn.)
Tennessee 1957 (29: 185-137-10 .572)
Iowa St. 1968-72 (24-30-1); Pittsburgh 1973-76, 1993-96 (45-45-1); Tennessee 1977-92 (116-62-8)
- 184 Darrell Royal (Born 7-6-24 Hollis, Okla.)
Oklahoma 1950 (23: 184-60-5 .749)
Mississippi St. 1954-55 (12-8-0); Washington 1956 (5-5-0); Texas 1957-76 (167-47-5)
- 180 Gil Dobie (Born 1-31-1879 Hastings, Minn.; Died 12-24-48)
Minnesota 1902 (33: 180-45-15 .781)
North Dakota St. 1906-07 (7-0-0); Washington 1908-16 (58-0-3); Navy 1917-19 (17-3-0); Cornell 1920-35 (82-36-7); Boston College 1936-38 (16-6-5)
- 180 Jackie Sherrill (Born 11-28-43 Duncan, Okla.)
Alabama 1966 (26: 180-120-4 .599)
Washington St. 1976 (3-8-0); Pittsburgh 1977-81 (50-9-1); Texas A&M 1982-88 (52-28-1); Mississippi St. 1991-03 (75-75-2)
- 180 Carl Snavely (Born 7-30-1894 Omaha, Neb.; Died 7-12-75)
Lebanon Valley 1915 (32: 180-96-16 .644)
Bucknell 1927-33 (42-16-8); North Carolina 1934-35, 1945-52 (59-35-5); Cornell 1936-44 (46-26-3); Washington (Mo.) 1953-58 (33-19-0)
- 179 Jerry Claiborne (Born 8-26-28 Hopkinsville, Ky.)
Kentucky 1950 (28: 179-122-8 .592)
Virginia Tech 1961-70 (61-39-2); Maryland 1972-81 (77-37-3); Kentucky 1982-89 (41-46-3)
- 178 Ben Schwartzwalder (Born 6-2-09 Point Pleasant, W.Va.; Died 4-28-93)
West Virginia 1933 (28: 178-96-3 .648)
Muhlenberg 1946-48 (25-5-0); Syracuse 1949-73 (153-91-3)
- 176 Frank Kush (Born 1-20-29 Windber, Pa.)
Michigan St. 1953 (22: 176-54-1 .764)
Arizona St. 1958-79 (176-54-1)
- 176 Don James (Born 12-31-32 Massillon, Ohio)
Miami (Fla.) 1954 (22: 176-78-3 .691)
Kent St. 1971-74 (25-19-1); Washington 1975-92 (151-59-2)
- 176 Ralph Jordan (Born 9-25-10 Selma, Ala.; Died 7-17-80)
Auburn 1932 (✓ 25: 176-83-6 .675)
Auburn 1951-75 (✓ 176-83-6)
- 174 Pappy Waldorf (Born 10-3-02 Clifton Springs, N.Y.; Died 8-15-81)
Syracuse 1925 (31: 174-100-22 .625)
Oklahoma City 1925-27 (17-11-3); Oklahoma St. 1929-33 (34-10-7); Kansas St. 1934 (7-2-1); Northwestern 1935-46 (49-45-7); California 1947-56 (67-32-4)
- 173 Bob Neyland (Born 2-17-92 Greenville, Texas; Died 3-28-62)
Army 1916 (21: 173-31-12 .829)
Tennessee 1926-34, 1936-40, 1946-52 (173-31-12)
- 172 Dan Devine (Born 12-23-24 Augusta, Wis.; Died 5-9-02)
Minn. Duluth 1948 (22: 172-57-9 .742)
Arizona St. 1955-57 (27-3-1); Missouri 1958-70 (92-38-7); Notre Dame 1975-80 (53-16-1)
- 171 Wallace Wade (Born 6-15-1892 Trenton, Tenn.; Died 10-7-86)
Brown 1917 (24: 171-49-10 .765)
Alabama 1923-30 (61-13-3); Duke 1931-41, 1946-50 (110-36-7)
- 170 Ara Parseghian (Born 5-21-23 Akron, Ohio)
Miami (Ohio) 1949 (24: 170-58-6 .739)
Miami (Ohio) 1951-55 (39-6-1); Northwestern 1956-63 (36-35-1); Notre Dame 1964-74 (95-17-4)
- 170 Grant Teaff (Born 11-1-233 Hermleigh, Texas)
McMurry 1956 (30: 170-151-8 .529)
McMurry 1960-65 (23-35-2); Angelo St. 1969-71 (19-11-0); Baylor 1972-92 (128-105-6)

✓ Includes games forfeited, team and/or individual statistics abrogated, and coaching records changed by action of the NCAA Committee on Infractions.

Division I-A Best Career Starts by Wins

(Head coaches with at least half their seasons at major college at the time and minimum five years coached)

1 SEASON

Coach, Team	Season	W	L	T	Pct.
George Woodruff, Pennsylvania.....	1892	15	1	0	.938
Walter Camp, Yale.....	1888	13	0	0	1.000
Bill Battle, Tennessee.....	1970	11	1	0	.917
Gary Blackney, Bowling Green.....	1991	11	1	0	.917
*John Robinson, Southern California.....	1976	11	1	0	.917
Dick Crum, Miami (Ohio).....	1974	10	0	1	.955
Barry Switzer, Oklahoma.....	1973	10	0	1	.955
Chuck Fairbanks, Oklahoma.....	1967	10	1	0	.909
Larry Siemering, Pacific.....	1947	10	1	0	.909
Dwight Wallace, Ball St.....	1978	10	1	0	.909
Mike Archer, LSU.....	1987	10	1	1	.875

2 SEASONS

Coach, Team	Seasons	W	L	T	Pct.
Walter Camp, Yale.....	1888-89	28	1	0	.966
George Woodruff, Pennsylvania.....	1892-93	27	4	0	.871
Barry Switzer, Oklahoma.....	1973-74	21	0	1	.977
Dick Crum, Miami (Ohio).....	1974-75	21	1	1	.935
Bill Battle, Tennessee.....	1970-71	21	3	0	.875
Gary Blackney, Bowling Green.....	1991-92	21	3	0	.875
Frank Leahy, Boston College.....	1939-40	20	2	0	.909
Ron Meyer, UNLV.....	1973-74	20	4	0	.833
*Fisher DeBerry, Air Force.....	1984-85	20	5	0	.800
Dutch Meyer, TCU.....	1934-35	20	5	0	.800
Herb Deromedi, Central Mich.....	1978-79	19	2	1	.886
*John Robinson, Southern California.....	1976-77	19	5	0	.792

3 SEASONS

Coach, Team(s)	Seasons	W	L	T	Pct.
Walter Camp, Yale.....	1888-90	41	2	0	.953
George Woodruff, Pennsylvania.....	1892-94	39	4	0	.907
Barry Switzer, Oklahoma.....	1973-75	32	1	1	.956
Bill Battle, Tennessee.....	1970-72	31	5	0	.861
*John Robinson, Southern California.....	1976-78	31	6	0	.838
Dutch Meyer, TCU.....	1934-36	29	7	2	.789
Frank Leahy, Boston College, Notre Dame	1939-41	28	2	1	.919
Larry Siemering, Pacific.....	1947-49	28	2	2	.906
Bud Wilkinson, Oklahoma.....	1947-49	28	3	1	.891
Herb Deromedi, Central Mich.....	1978-80	28	4	1	.864
Tom Osborne, Nebraska.....	1973-75	28	7	1	.792

4 SEASONS

Coach, Team(s)	Seasons	W	L	T	Pct.
Walter Camp, Yale	1888-91	54	2	0	.964
George Woodruff, Pennsylvania	1892-95	53	4	0	.930
*John Robinson, Southern California	1976-79	42	6	1	.867
Barry Switzer, Oklahoma	1973-76	41	3	2	.935
Bill Battle, Tennessee	1970-73	39	9	0	.813
R.C. Slocum, Texas A&M	1989-92	39	10	1	.790
Bud Wilkinson, Oklahoma	1947-50	38	4	1	.895
Tom Osborne, Nebraska	1973-76	37	10	2	.776
Gary Blackney, Bowling Green	1991-94	36	8	2	.804
Frank Leahy, Boston College, Notre Dame	1939-42	35	4	3	.869
Larry Siemerling, Pacific	1947-50	35	5	3	.849
*Joe Paterno, Penn St.	1966-69	35	7	1	.826
Claude Gilbert, San Diego St.	1973-76	35	7	2	.818
Herb Deromedi, Central Mich.	1978-81	35	8	1	.807
*Fisher DeBerry, Air Force	1984-87	35	14	0	.714

5 SEASONS

Coach, Team(s)	Seasons	W	L	T	Pct.
Walter Camp, Yale, Stanford	1888-92	69	2	2	.959
George Woodruff, Pennsylvania	1892-96	67	5	0	.931
Barry Switzer, Oklahoma	1973-77	51	5	2	.896
*John Robinson, Southern California	1976-80	50	8	2	.850
R.C. Slocum, Texas A&M	1989-93	49	12	1	.798
*Lloyd Carr, Michigan	1995-99	49	13	0	.790
Henry Williams, Army, Minnesota	1891, 1900-03	47	4	6	.877
Bud Wilkinson, Oklahoma	1947-51	46	6	1	.877
Bill Battle, Tennessee	1970-74	46	12	2	.783
Tom Osborne, Nebraska	1973-77	46	13	2	.770
Claude Gilbert, San Diego St.	1973-77	45	8	2	.836

6 SEASONS

Coach, Team(s)	Seasons	W	L	T	Pct.
George Woodruff, Pennsylvania	1892-97	82	5	0	.943
Walter Camp, Yale, Stanford	1888-92, 94	75	5	2	.927
Barry Switzer, Oklahoma	1973-78	62	6	2	.900
Henry Williams, Army, Minnesota	1891, 1900-04	60	4	6	.900
*John Robinson, Southern California	1976-81	59	11	2	.833
R.C. Slocum, Texas A&M	1989-94	59	12	2	.822
Tom Osborne, Nebraska	1973-78	55	16	2	.767
Bud Wilkinson, Oklahoma	1947-52	54	7	2	.873
*Phillip Fulmer, Tennessee	1992-97	54	11	0	.841
Fielding Yost, Ohio Wesleyan, Nebraska, Kansas, Stanford, Michigan	1897-1902	53	7	2	.871
*Joe Paterno, Penn St.	1966-71	53	11	1	.823
Jackie Sherrill, Washington St., Pittsburgh	1976-81	53	17	1	.754
Bill Battle, Tennessee	1970-75	53	17	2	.750

7 SEASONS

Coach, Team(s)	Seasons	W	L	T	Pct.
George Woodruff, Pennsylvania	1892-98	94	6	0	.940
Walter Camp, Yale, Stanford	1888-92, 94-95	79	5	3	.925
Barry Switzer, Oklahoma	1973-79	73	7	2	.902
Henry Williams, Army, Minnesota	1891, 1900-05	70	5	6	.901
R.C. Slocum, Texas A&M	1989-95	68	15	2	.812
*Phillip Fulmer, Tennessee	1992-98	67	11	0	.859
*John Robinson, Southern California	1976-82	67	14	2	.819
Tom Osborne, Nebraska	1973-79	65	18	2	.776
Fielding Yost, Ohio Wesleyan, Nebraska, Kansas, Stanford, Michigan	1897-1903	64	7	3	.897
Bud Wilkinson, Oklahoma	1947-53	63	8	3	.872
*Joe Paterno, Penn St.	1966-72	63	13	1	.825
Amos Alonzo Stagg, Springfield, Chicago	1890-96	63	31	7	.658

8 SEASONS

Coach, Team(s)	Seasons	W	L	T	Pct.
George Woodruff, Pennsylvania	1892-99	102	9	2	.912
Barry Switzer, Oklahoma	1973-80	83	9	2	.894
*Phillip Fulmer, Tennessee	1992-99	76	14	0	.844
*Joe Paterno, Penn St.	1966-73	75	13	1	.848
*John Robinson, Southern California	1976-82, 93	75	19	2	.792
Tom Osborne, Nebraska	1973-80	75	20	2	.784
Fielding Yost, Ohio Wesleyan, Nebraska, Kansas, Stanford, Michigan	1897-1904	74	7	3	.898
Henry Williams, Army, Minnesota	1891, 1900-06	74	6	6	.895
R.C. Slocum, Texas A&M	1989-96	74	21	2	.773
Amos Alonzo Stagg, Springfield, Chicago	1890-97	74	32	7	.686
Bud Wilkinson, Oklahoma	1947-54	73	8	3	.887
Frank Leahy, Boston College, Notre Dame	1939-43, 46-48	70	5	5	.882

9 SEASONS

Coach, Team(s)	Seasons	W	L	T	Pct.
George Woodruff, Pennsylvania	1892-1900	114	10	2	.913
Barry Switzer, Oklahoma	1973-81	90	13	3	.863

Coach, Team(s)	Seasons	W	L	T	Pct.
Fielding Yost, Ohio Wesleyan, Nebraska, Kansas, Stanford, Michigan	1897-1905	86	8	3	.902
*Lloyd Carr, Michigan	1995-03	86	26	0	.768
*Joe Paterno, Penn St.	1966-74	85	15	1	.847
Bud Wilkinson, Oklahoma	1947-55	84	8	3	.900
*Phillip Fulmer, Tennessee	1992-00	84	18	0	.824
Tom Osborne, Nebraska	1973-81	84	23	2	.780
*John Robinson, Southern California	1976-82, 93-94	83	22	3	.782
R.C. Slocum, Texas A&M	1989-97	83	25	2	.764
Amos Alonzo Stagg, Springfield, Chicago	1890-98	83	34	7	.698
Steve Spurrier, Duke, Florida	1987-95	81	26	2	.752
Frank Leahy, Boston College, Notre Dame	1939-43, 46-49	80	5	5	.917
Bob Neyland, Tennessee	1926-34	76	7	5	.892
Henry Williams, Army, Minnesota	1891, 1900-07	76	8	7	.874
Dick Crum, Miami (Ohio), North Carolina	1974-82	76	26	2	.740
Fred Akers, Wyoming, Texas	1975-83	76	30	1	.715

10 SEASONS

Coach, Team(s)	Seasons	W	L	T	Pct.
George Woodruff, Pennsylvania	1892-1901	124	15	2	.887
Barry Switzer, Oklahoma	1973-82	98	17	3	.843
Tom Osborne, Nebraska	1973-82	96	24	2	.795
*Phillip Fulmer, Tennessee	1992-01	95	20	0	.826
Amos Alonzo Stagg, Springfield, Chicago	1890-99	95	34	9	.721
Bud Wilkinson, Oklahoma	1947-56	94	8	3	.910
*Joe Paterno, Penn St.	1966-75	94	18	1	.836
R.C. Slocum, Texas A&M	1989-98	94	28	2	.766
Steve Spurrier, Duke, Florida	1987-96	93	27	2	.770
*John Robinson, Southern California	1976-82, 93-95	92	24	4	.783
Fielding Yost, Ohio Wesleyan, Nebraska, Kansas, Stanford, Michigan	1897-1906	90	9	3	.897
Frank Leahy, Boston College, Notre Dame	1939-43, 46-50	84	9	6	.879
Dick Crum, Miami (Ohio), North Carolina	1974-83	84	30	2	.733
Dennis Erickson, Idaho, Wyoming, Washington St., Miami (Fla.)	1982-91	83	34	1	.708
Fred Akers, Wyoming, Texas	1975-84	83	34	2	.706

11 SEASONS

Coach, Team(s)	Seasons	W	L	T	Pct.
George Woodruff, Pennsylvania, Illinois	1892-1901, 03	132	21	2	.858
Tom Osborne, Nebraska	1973-83	108	25	2	.807
Barry Switzer, Oklahoma	1973-83	106	21	3	.827
Bud Wilkinson, Oklahoma	1947-57	104	9	3	.909
*Phillip Fulmer, Tennessee	1992-02	105	25	0	.805
Steve Spurrier, Duke, Florida	1987-97	103	29	2	.776
R.C. Slocum, Texas A&M	1989-99	102	32	2	.757
Amos Alonzo Stagg, Springfield, Chicago	1890-1900	102	39	10	.709
*Joe Paterno, Penn St.	1966-76	101	23	1	.812
*John Robinson, Southern California	1976-82, 93-96	98	30	4	.758
Fielding Yost, Ohio Wesleyan, Nebraska, Kansas, Stanford, Michigan	1897-1907	95	10	3	.894
Dennis Erickson, Idaho, Wyoming, Washington St., Miami (Fla.)	1982-92	94	35	1	.727
Frank Leahy, Boston College, Notre Dame	1939-43, 46-51	91	11	7	.867
Bobby Dodd, Georgia Tech	1945-55	91	27	3	.764
Fred Akers, Wyoming, Texas	1975-85	91	38	2	.702

12 SEASONS

Coach, Team(s)	Seasons	W	L	T	Pct.
George Woodruff, Pennsylvania, Illinois, Carlisle	1892-1901, 03, 05	142	25	2	.846
Tom Osborne, Nebraska	1973-84	118	27	2	.810
Barry Switzer, Oklahoma	1973-84	115	23	4	.824
Bud Wilkinson, Oklahoma	1947-58	114	10	3	.909
*Phillip Fulmer, Tennessee	1992-03	113	28	0	.801
Steve Spurrier, Duke, Florida	1987-98	113	31	2	.781
*Joe Paterno, Penn St.	1966-77	112	24	1	.821
R.C. Slocum, Texas A&M	1989-00	109	37	2	.743
Amos Alonzo Stagg, Springfield, Chicago	1890-1901	107	44	12	.693
*John Robinson, Southern California	1976-82, 93-97	104	35	4	.741
Dennis Erickson, Idaho, Wyoming, Washington St., Miami (Fla.)	1982-93	103	38	1	.729
Bobby Dodd, Georgia Tech	1945-56	101	28	3	.777
Fielding Yost, Ohio Wesleyan, Nebraska, Kansas, Stanford, Michigan	1897-1908	100	12	4	.879
Bob Neyland, Tennessee	1926-34, 36-38	99	12	8	.866
*Bill Snyder, Kansas St.	1989-00	99	43	1	.696

13 SEASONS

Coach, Team(s)	Seasons	W	L	T	Pct.
Tom Osborne, Nebraska	1973-85	127	30	2	.805
Barry Switzer, Oklahoma	1973-85	126	24	4	.831
*Joe Paterno, Penn St.	1966-78	123	25	1	.829
Steve Spurrier, Duke, Florida	1987-99	122	35	2	.774
Bud Wilkinson, Oklahoma	1947-59	121	13	3	.894
LaVell Edwards, Brigham Young	1972-84	118	37	1	.760

Coach, Team(s)	Seasons	W	L	T	Pct.
Amos Alonzo Stagg, Springfield, Chicago	1890-1902	118	45	12	.709
R.C. Slocum, Texas A&M.....	1989-01	117	41	2	.738
Dennis Erickson, Idaho, Wyoming, Washington St., Miami (Fla.).....	1982-94	113	40	1	.737
Bob Neyland, Tennessee.....	1926-34, 36-39	109	13	8	.869
Terry Donahue, UCLA.....	1976-88	108	38	7	.729
Frank Leahy, Boston College, Notre Dame	1939-43, 46-53	107	13	9	.864
*John Robinson, Southern California, UNLV	1976-82, 93-97, 99	107	43	4	.708

14 SEASONS

Coach, Team(s)	Seasons	W	L	T	Pct.
Barry Switzer, Oklahoma.....	1973-86	137	25	4	.837
Tom Osborne, Nebraska.....	1973-86	137	32	2	.807
Steve Spurrier, Duke, Florida.....	1987-00	132	38	2	.773
*Joe Paterno, Penn St.	1966-79	131	29	1	.817
LaVell Edwards, Brigham Young.....	1972-85	129	40	1	.762
Amos Alonzo Stagg, Springfield, Chicago.	1890-1903	128	47	13	.715
Bud Wilkinson, Oklahoma.....	1947-60	124	19	4	.857
R.C. Slocum, Texas A&M.....	1989-02	123	47	2	.721
Dennis Erickson, Idaho, Wyoming, Washington St., Miami (Fla.), Oregon St.	1982-94, 99	120	45	1	.726
Bob Neyland, Tennessee.....	1926-34, 36-40	119	14	8	.872
Bo Schembechler, Miami (Ohio), Michigan .	1963-76	116	28	6	.793
*Bill Snyder, Kansas St.	1989-02	116	51	1	.693
Pat Dye, East Caro., Wyoming, Auburn....	1974-87	115	44	3	.719
*John Robinson, Southern California, UNLV.	1976-82, 93- 97, 99-00	115	48	4	.701
Bob Devaney, Wyoming, Nebraska.....	1957-70	114	28	6	.791

15 SEASONS

Coach, Team(s)	Seasons	W	L	T	Pct.
Barry Switzer, Oklahoma.....	1973-87	148	26	4	.843
Tom Osborne, Nebraska.....	1973-87	147	34	2	.809
*Joe Paterno, Penn St.	1966-80	141	31	1	.818
LaVell Edwards, Brigham Young.....	1972-86	137	45	1	.751
Amos Alonzo Stagg, Springfield, Chicago	1890-1904	136	48	14	.722
Dennis Erickson, Idaho, Wyoming, Washington St., Miami (Fla.), Oregon St.	1982-94, 99-00	131	46	1	.739
Bud Wilkinson, Oklahoma.....	1947-61	129	24	4	.834
Bob Neyland, Tennessee.....	1926-34, 36-40, 46	128	16	8	.868
Bob Devaney, Wyoming, Nebraska.....	1957-71	127	28	6	.807
*Bill Snyder, Kansas St.	1989-03	127	55	1	.697
Bo Schembechler, Miami (Ohio), Michigan	1963-77	126	30	6	.796
Pat Dye, East Caro., Wyoming, Auburn....	1974-88	125	46	3	.727

16 SEASONS

Coach, Team(s)	Seasons	W	L	T	Pct.
Tom Osborne, Nebraska.....	1973-88	158	36	2	.811
Barry Switzer, Oklahoma.....	1973-88	157	29	4	.837
*Joe Paterno, Penn St.	1966-81	151	33	1	.819
LaVell Edwards, Brigham Young.....	1972-87	146	49	1	.747
Amos Alonzo Stagg, Springfield, Chicago	1890-1905	146	48	14	.736
Bud Wilkinson, Oklahoma.....	1947-62	137	27	4	.827
Bob Devaney, Wyoming, Nebraska.....	1957-72	136	30	7	.806
Bo Schembechler, Miami (Ohio), Michigan	1963-78	136	32	6	.799
Dennis Erickson, Idaho, Wyoming, Washington St., Miami (Fla.), Oregon St.	1982-94, 99-01	136	52	1	.722
Pat Dye, East Caro., Wyoming, Auburn....	1974-89	135	48	3	.734
Bob Neyland, Tennessee.....	1926-34, 36-40, 46-47	133	21	8	.846

17 SEASONS

Coach, Team(s)	Seasons	W	L	T	Pct.
Tom Osborne, Nebraska.....	1973-89	168	38	2	.813
*Joe Paterno, Penn St.	1966-82	162	34	1	.825
LaVell Edwards, Brigham Young.....	1972-88	155	53	1	.744
Amos Alonzo Stagg, Springfield, Chicago	1890-1906	150	49	15	.736
Bud Wilkinson, Oklahoma.....	1947-63	145	29	4	.826
Bo Schembechler, Miami (Ohio), Michigan	1963-79	144	36	6	.790
Dennis Erickson, Idaho, Wyoming, Washington St., Miami (Fla.), Oregon St.	1982-94, 99-02	144	57	1	.715
Pat Dye, East Caro., Wyoming, Auburn....	1974-90	143	51	4	.732
Frank Kush, Arizona St.	1958-74	139	39	1	.779
Bob Neyland, Tennessee.....	1926-34, 36-40, 46-48	137	25	10	.826
Johnny Vaught, Mississippi.....	1947-63	137	32	9	.795
Tony Knap, Utah St., Boise St., UNLV.....	1963-66, 68-80	137	47	4	.739

18 SEASONS

Coach, Team(s)	Seasons	W	L	T	Pct.
Tom Osborne, Nebraska.....	1973-90	177	41	2	.809
*Joe Paterno, Penn St.	1966-83	170	38	2	.814

Coach, Team(s)	Seasons	W	L	T	Pct.
LaVell Edwards, Brigham Young.....	1972-89	165	56	1	.745
Bo Schembechler, Miami (Ohio), Michigan	1963-80	154	38	6	.793
Amos Alonzo Stagg, Springfield, Chicago	1890-1907	154	50	15	.737
Frank Kush, Arizona St.	1958-75	151	39	1	.793
Pat Dye, East Caro., Wyoming, Auburn....	1974-91	148	57	4	.718
Bob Neyland, Tennessee.....	1926-34, 36-40, 46-49	144	27	11	.821
Darrell Royal, Mississippi St., Washington, Texas.....	1954-71	143	45	4	.755
Tony Knap, Utah St., Boise St., UNLV.....	1963-66, 68-81	143	53	4	.725

19 SEASONS

Coach, Team(s)	Seasons	W	L	T	Pct.
Tom Osborne, Nebraska.....	1973-91	186	43	3	.808
*Joe Paterno, Penn St.	1966-84	176	43	2	.801
LaVell Edwards, Brigham Young.....	1972-90	175	59	1	.747
Bo Schembechler, Miami (Ohio), Michigan	1963-81	163	41	6	.790
Amos Alonzo Stagg, Springfield, Chicago	1890-1908	159	50	16	.742
Bob Neyland, Tennessee.....	1926-34, 36-40, 46-50	155	28	11	.827
Frank Kush, Arizona St.	1958-76	155	46	1	.770
Darrell Royal, Mississippi St., Washington, Texas.....	1954-72	153	46	4	.764
Pat Dye, East Caro., Wyoming, Auburn....	1974-92	153	62	5	.707
Pop Warner, Georgia, Cornell, Carlisle....	1895-1913	152	50	10	.741

20 SEASONS

Coach, Team(s)	Seasons	W	L	T	Pct.
Tom Osborne, Nebraska.....	1973-92	195	46	3	.805
*Joe Paterno, Penn St.	1966-85	187	44	2	.807
LaVell Edwards, Brigham Young.....	1972-91	183	62	3	.744
Bo Schembechler, Miami (Ohio), Michigan	1963-82	171	45	6	.784
Bob Neyland, Tennessee.....	1926-34, 36-40, 46-51	165	29	11	.832
Frank Kush, Arizona St.	1958-77	164	49	1	.769
Amos Alonzo Stagg, Springfield, Chicago	1890-1909	163	51	18	.741
Darrell Royal, Mississippi St., Washington, Texas.....	1954-73	161	49	4	.762
Vince Dooley, Georgia.....	1964-83	161	60	7	.721
Johnny Vaught, Mississippi.....	1947-66	157	44	10	.768
Pop Warner, Georgia, Cornell, Carlisle....	1895-1914	157	59	11	.716
John Cooper, Tulsa, Arizona St., Ohio St. ..	1977-96	157	70	6	.687

21 SEASONS

Coach, Team(s)	Seasons	W	L	T	Pct.
Tom Osborne, Nebraska.....	1973-93	206	47	3	.811
*Joe Paterno, Penn St.	1966-86	199	44	2	.816
LaVell Edwards, Brigham Young.....	1972-92	191	67	3	.738
Bo Schembechler, Miami (Ohio), Michigan	1963-83	180	48	6	.782
Bob Neyland, Tennessee.....	1926-34, 36-40, 46-52	173	31	12	.829
Frank Kush, Arizona St.	1958-78	173	52	1	.768
Darrell Royal, Mississippi St., Washington, Texas.....	1954-74	169	53	4	.757
Vince Dooley, Georgia.....	1964-84	168	64	8	.717
John Cooper, Tulsa, Arizona St., Ohio St. .	1977-97	167	73	6	.691
Don James, Kent St., Washington.....	1971-91	167	75	3	.688
Amos Alonzo Stagg, Springfield, Chicago	1890-1910	165	56	18	.728
Pop Warner, Georgia, Cornell, Carlisle, Pittsburgh.....	1895-1915	165	59	11	.726

22 SEASONS

Coach, Team(s)	Seasons	W	L	T	Pct.
Tom Osborne, Nebraska.....	1973-94	219	47	3	.820
*Joe Paterno, Penn St.	1966-87	207	48	2	.809
LaVell Edwards, Brigham Young.....	1972-93	197	73	3	.727
Bo Schembechler, Miami (Ohio), Michigan	1963-84	186	54	6	.768
Darrell Royal, Mississippi St., Washington, Texas.....	1954-75	179	55	4	.761
John Cooper, Tulsa, Arizona St., Ohio St.	1977-98	178	74	6	.702
Frank Kush, Arizona St.	1958-79	176	54	1	.764
Don James, Kent St., Washington.....	1971-92	176	78	3	.691
Vince Dooley, Georgia.....	1964-85	175	67	10	.714
*Bobby Bowden, Samford, West Virginia, Florida St.	1959-62, 70-87	174	69	3	.713
Pop Warner, Georgia, Cornell, Carlisle, Pittsburgh.....	1895-1916	173	59	11	.735

23 SEASONS

Coach, Team(s)	Seasons	W	L	T	Pct.
Tom Osborne, Nebraska.....	1973-95	231	47	3	.827
*Joe Paterno, Penn St.	1966-88	212	54	2	.795
LaVell Edwards, Brigham Young.....	1972-94	207	76	3	.729

Coach, Team(s)	Seasons	W	L	T	Pct.
Bo Schembechler, Miami (Ohio), Michigan	1963-85	196	55	7	.773
*Bobby Bowden, Samford, West Virginia, Florida St.	1959-62, 70-88	185	70	3	.723
Darrell Royal, Mississippi St., Washington, Texas	1954-76	184	60	5	.749
John Cooper, Tulsa, Arizona St., Ohio St.	1977-99	184	80	6	.693
Pop Warner, Georgia, Cornell, Carlisle, Pittsburgh	1895-1917	183	59	11	.745
Vince Dooley, Georgia	1964-86	183	71	10	.712
*Lou Holtz, William & Mary, North Carolina St., Arkansas, Minnesota, Notre Dame	1969-92	182	83	6	.683
Bear Bryant, Maryland, Kentucky, Texas A&M, Alabama	1945-67	179	53	15	.755
Johnny Vaught, Mississippi	1947-69	178	54	12	.754

24 SEASONS

Coach, Team(s)	Seasons	W	L	T	Pct.
Tom Osborne, Nebraska	1973-96	242	49	3	.828
*Joe Paterno, Penn St.	1966-89	220	57	3	.791
LaVell Edwards, Brigham Young	1972-95	214	80	3	.726
Bo Schembechler, Miami (Ohio), Michigan	1963-86	207	57	7	.777
*Bobby Bowden, Samford, West Virginia, Florida St.	1959-62, 70-89	195	72	3	.728
*Lou Holtz, William & Mary, North Carolina St., Arkansas, Minnesota, Notre Dame	1969-93	193	84	6	.693
Vince Dooley, Georgia	1964-87	192	74	10	.714
John Cooper, Tulsa, Arizona St., Ohio St.	1977-00	192	84	6	.691
Pop Warner, Georgia, Cornell, Carlisle, Pittsburgh	1895-1918	187	60	11	.746
Johnny Vaught, Mississippi	1947-70	185	58	12	.749
Amos Alonzo Stagg, Springfield, Chicago	1890-1913	184	58	18	.742

25 SEASONS

Coach, Team(s)	Seasons	W	L	T	Pct.
Tom Osborne, Nebraska	1973-97	255	49	3	.836
*Joe Paterno, Penn St.	1966-90	229	60	3	.789
LaVell Edwards, Brigham Young	1972-96	228	81	3	.736
Bo Schembechler, Miami (Ohio), Michigan	1963-87	215	61	7	.772
*Bobby Bowden, Samford, West Virginia, Florida St.	1959-62, 70-90	205	74	3	.732
Vince Dooley, Georgia	1964-88	201	77	10	.715
*Lou Holtz, William & Mary, North Carolina St., Arkansas, Minnesota, Notre Dame	1969-94	199	89	7	.686
Bear Bryant, Maryland, Kentucky, Texas A&M, Alabama	1945-69	193	61	15	.745
Pop Warner, Georgia, Cornell, Carlisle, Pittsburgh	1895-1919	193	62	12	.745
Johnny Vaught, Mississippi	1947-70, 73	190	61	12	.745
Amos Alonzo Stagg, Springfield, Chicago	1890-1914	188	60	19	.740

26 SEASONS

Coach, Team(s)	Seasons	W	L	T	Pct.
*Joe Paterno, Penn St.	1966-91	240	62	3	.792
LaVell Edwards, Brigham Young	1972-97	234	86	3	.729
Bo Schembechler, Miami (Ohio), Michigan	1963-88	224	63	8	.773
*Bobby Bowden, Samford, West Virginia, Florida St.	1959-62, 70-91	216	76	3	.737
*Lou Holtz, William & Mary, North Carolina St., Arkansas, Minnesota, Notre Dame	1969-95	208	92	7	.689
Pop Warner, Georgia, Cornell, Carlisle, Pittsburgh	1895-1920	199	62	14	.749
Bear Bryant, Maryland, Kentucky, Texas A&M, Alabama	1945-70	199	66	16	.737
Amos Alonzo Stagg, Springfield, Chicago	1890-1915	193	62	19	.739

27 SEASONS

Coach, Team(s)	Seasons	W	L	T	Pct.
*Joe Paterno, Penn St.	1966-92	247	67	3	.784
LaVell Edwards, Brigham Young	1972-98	243	91	3	.726
Bo Schembechler, Miami (Ohio), Michigan	1963-89	234	65	8	.775
*Bobby Bowden, Samford, West Virginia, Florida St.	1959-62, 70-92	227	77	3	.744
*Lou Holtz, William & Mary, North Carolina St., Arkansas, Minnesota, Notre Dame	1969-96	216	95	7	.690
Bear Bryant, Maryland, Kentucky, Texas A&M, Alabama	1945-71	210	67	16	.744
Pop Warner, Georgia, Cornell, Carlisle, Pittsburgh	1895-1921	204	65	15	.745
Amos Alonzo Stagg, Springfield, Chicago	1890-1916	196	66	19	.731

28 SEASONS

Coach, Team(s)	Seasons	W	L	T	Pct.
*Joe Paterno, Penn St.	1966-93	257	69	3	.786
LaVell Edwards, Brigham Young	1972-99	251	95	3	.724

Coach, Team(s)	Seasons	W	L	T	Pct.
*Bobby Bowden, Samford, West Virginia, Florida St.	1959-62, 70-93	239	78	3	.752
Bear Bryant, Maryland, Kentucky, Texas A&M, Alabama	1945-72	220	69	16	.748
*Lou Holtz, William & Mary, North Carolina St., Arkansas, Minnesota, Notre Dame, South Carolina	1969-96, 99	216	106	7	.667
Pop Warner, Georgia, Cornell, Carlisle, Pittsburgh	1895-1922	212	67	15	.747
Amos Alonzo Stagg, Springfield, Chicago	1890-1917	199	68	20	.728
Woody Hayes, Denison, Miami (Ohio), Ohio St.	1946-73	192	60	8	.754
Howard Jones, Syracuse, Yale, Ohio St., Iowa, Duke, Southern California	1908-10, 13, 16-39	191	60	19	.743
Don Nehlen, Bowling Green, West Virginia	1968-76, 80-98	191	116	8	.619

29 SEASONS

Coach, Team(s)	Seasons	W	L	T	Pct.
*Joe Paterno, Penn St.	1966-94	269	69	3	.793
LaVell Edwards, Brigham Young	1972-00	257	101	3	.716
*Bobby Bowden, Samford, West Virginia, Florida St.	1959-62, 70-94	249	79	4	.756
Bear Bryant, Maryland, Kentucky, Texas A&M, Alabama	1945-73	231	70	16	.754
*Lou Holtz, William & Mary, North Carolina St., Arkansas, Minnesota, Notre Dame, South Carolina	1969-96, 99-00	224	110	7	.667
Pop Warner, Georgia, Cornell, Carlisle, Pittsburgh	1895-1923	217	71	15	.741
Woody Hayes, Denison, Miami (Ohio), Ohio St.	1946-74	202	62	8	.757
Amos Alonzo Stagg, Springfield, Chicago	1890-1918	199	74	20	.713
Fielding Yost, Ohio Wesleyan, Nebraska, Kansas, Stanford, Michigan	1897-1923, 25-26	196	36	12	.828
Don Nehlen, Bowling Green, West Virginia	1968-76, 80-99	195	123	8	.610
Howard Jones, Syracuse, Yale, Ohio St., Iowa, Duke, Southern California	1908-10, 13, 16-40	194	64	21	.733
Dan McGugin, Vanderbilt	1904-17, 19-33	191	52	19	.765

30 SEASONS

Coach, Team(s)	Seasons	W	L	T	Pct.
*Joe Paterno, Penn St.	1966-95	278	72	3	.792
*Bobby Bowden, Samford, West Virginia, Florida St.	1959-62, 70-95	259	81	4	.759
Bear Bryant, Maryland, Kentucky, Texas A&M, Alabama	1945-74	242	71	16	.760
*Lou Holtz, William & Mary, North Carolina St., Arkansas, Minnesota, Notre Dame, South Carolina	1969-96, 99-01	233	113	7	.670
Pop Warner, Georgia, Cornell, Carlisle, Pittsburgh, Stanford	1895-1924	224	72	16	.744
Woody Hayes, Denison, Miami (Ohio), Ohio St.	1946-75	213	63	8	.764
Amos Alonzo Stagg, Springfield, Chicago	1890-1919	204	76	20	.713

31 SEASONS

Coach, Team(s)	Seasons	W	L	T	Pct.
*Joe Paterno, Penn St.	1966-96	289	74	3	.794
*Bobby Bowden, Samford, West Virginia, Florida St.	1959-62, 70-96	270	82	4	.764
Bear Bryant, Maryland, Kentucky, Texas A&M, Alabama	1945-75	253	72	16	.765
*Lou Holtz, William & Mary, North Carolina St., Arkansas, Minnesota, Notre Dame, South Carolina	1969-96, 99-02	238	120	7	.662
Pop Warner, Georgia, Cornell, Carlisle, Pittsburgh, Stanford	1895-1925	231	74	16	.745
Woody Hayes, Denison, Miami (Ohio), Ohio St.	1946-76	222	65	9	.765
Amos Alonzo Stagg, Springfield, Chicago	1890-1920	207	80	20	.707
Warren Woodson, Central Ark., Hardin-Simmons, Arizona, New Mexico St., Trinity (Tex.)	1935-42, 46-56, 58-67, 72-73	203	95	14	.673
Dana X. Bible, Mississippi Col., LSU, Texas A&M, Nebraska, Texas	1913-17, 19-44	180	69	23	.704

32 SEASONS

Coach, Team(s)	Seasons	W	L	T	Pct.
*Joe Paterno, Penn St.	1966-97	298	77	3	.792
*Bobby Bowden, Samford, West Virginia, Florida St.	1959-62, 70-97	281	83	4	.769
Bear Bryant, Maryland, Kentucky, Texas A&M, Alabama	1945-76	262	75	16	.765
*Lou Holtz, William & Mary, North Carolina St., Arkansas, Minnesota, Notre Dame, South Carolina	1969-96, 99-03	243	127	7	.654

Coch, Team(s)	Seasons	W	L	T	Pct.
Pop Warner, Georgia, Cornell, Carlisle, Pittsburgh, Stanford	1895-1926	241	74	17	.752
Woody Hayes, Denison, Miami (Ohio), Ohio St.	1946-77	231	68	9	.765
Amos Alonzo Stagg, Springfield, Chicago	1890-1921	213	81	20	.710
Hayden Fry, Southern Methodist, North Texas, Iowa.....	1962-93	200	153	9	.565
Dana X. Bible, Mississippi Col., LSU, Texas A&M, Nebraska, Texas	1913-17, 19-45	190	70	23	.712

33 SEASONS

Coch, Team(s)	Seasons	W	L	T	Pct.
*Joe Paterno, Penn St.	1966-98	307	80	3	.791
*Bobby Bowden, Samford, West Virginia, Florida St.	1959-62, 70-98	292	85	4	.772
Bear Bryant, Maryland, Kentucky, Texas A&M, Alabama.....	1945-77	273	76	16	.770
Pop Warner, Georgia, Cornell, Carlisle, Pittsburgh, Stanford	1895-1927	249	76	18	.752
Woody Hayes, Denison, Miami (Ohio), Ohio St.	1946-78	238	72	10	.759
Amos Alonzo Stagg, Springfield, Chicago	1890-1922	219	82	20	.713
Hayden Fry, Southern Methodist, North Texas, Iowa.....	1962-94	205	158	10	.563
Dana X. Bible, Mississippi Col., LSU, Texas A&M, Nebraska, Texas	1913-17, 19-46	198	72	23	.715

34 SEASONS

Coch, Team(s)	Seasons	W	L	T	Pct.
*Joe Paterno, Penn St.	1966-99	317	83	3	.790
*Bobby Bowden, Samford, West Virginia, Florida St.	1959-62, 70-99	304	85	4	.779
Bear Bryant, Maryland, Kentucky, Texas A&M, Alabama.....	1945-78	284	77	16	.775
Pop Warner, Georgia, Cornell, Carlisle, Pittsburgh, Stanford	1895-1928	257	79	19	.751
Amos Alonzo Stagg, Springfield, Chicago	1890-1923	226	83	20	.717
Hayden Fry, Southern Methodist, North Texas, Iowa	1962-95	213	162	10	.566

35 SEASONS

Coch, Team(s)	Seasons	W	L	T	Pct.
*Joe Paterno, Penn St.	1966-00	322	90	3	.780
*Bobby Bowden, Samford, West Virginia, Florida St.	1959-62, 70-00	315	87	4	.781
Bear Bryant, Maryland, Kentucky, Texas A&M, Alabama.....	1945-79	296	77	16	.781
Pop Warner, Georgia, Cornell, Carlisle, Pittsburgh, Stanford	1895-1929	266	81	19	.753
Amos Alonzo Stagg, Springfield, Chicago	1890-1924	230	84	23	.717
Hayden Fry, Southern Methodist, North Texas, Iowa	1962-96	222	165	10	.572

36 SEASONS

Coch, Team(s)	Seasons	W	L	T	Pct.
*Joe Paterno, Penn St.	1966-01	327	96	3	.771
*Bobby Bowden, Samford, West Virginia, Florida St.	1959-62, 70-01	323	91	4	.778
Bear Bryant, Maryland, Kentucky, Texas A&M, Alabama.....	1945-80	306	79	16	.783
Pop Warner, Georgia, Cornell, Carlisle, Pittsburgh, Stanford	1895-1930	275	82	20	.756
Amos Alonzo Stagg, Springfield, Chicago	1890-1925	233	88	24	.710
Hayden Fry, Southern Methodist, North Texas, Iowa.....	1962-97	229	170	10	.572

37 SEASONS

Coch, Team(s)	Seasons	W	L	T	Pct.
*Joe Paterno, Penn St.	1996-02	336	100	3	.769
*Bobby Bowden, Samford, West Virginia, Florida St.	1959-62, 70-02	332	96	4	.773
Bear Bryant, Maryland, Kentucky, Texas A&M, Alabama.....	1945-81	315	81	17	.783
Pop Warner, Georgia, Cornell, Carlisle, Pittsburgh, Stanford	1895-1931	282	84	22	.755
Amos Alonzo Stagg, Springfield, Chicago	1890-1926	235	94	24	.700
Hayden Fry, Southern Methodist, North Texas, Iowa.....	1962-98	232	178	10	.564

38 SEASONS

Coch, Team(s)	Seasons	W	L	T	Pct.
*Bobby Bowden, Samford, West Virginia, Florida St.	1959-62, 70-03	342	99	4	.773
*Joe Paterno, Penn St.	1966-03	339	109	3	.755

Coch, Team(s)	Seasons	W	L	T	Pct.
Bear Bryant, Maryland, Kentucky, Texas A&M, Alabama.....	1945-82	323	85	17	.780
Pop Warner, Georgia, Cornell, Carlisle, Pittsburgh, Stanford	1895-1932	288	88	23	.751
Amos Alonzo Stagg, Springfield, Chicago	1890-1927	239	98	24	.695
Jess Neely, Rhodes, Clemson, Rice	1924-27, 31-64	203	160	19	.556

39 SEASONS

Coch, Team(s)	Seasons	W	L	T	Pct.
Pop Warner, Georgia, Cornell, Carlisle, Pittsburgh, Stanford, Temple	1895-1933	293	91	23	.748
Amos Alonzo Stagg, Springfield, Chicago	1890-1928	241	105	24	.684
Jess Neely, Rhodes, Clemson, Rice	1924-27, 31-65	205	168	19	.539
Eddie Anderson, Loras, DePaul, Holy Cross, Iowa	1922-42, 46-64	201	128	15	.606

40 SEASONS

Coch, Team(s)	Seasons	W	L	T	Pct.
Pop Warner, Georgia, Cornell, Carlisle, Pittsburgh, Stanford, Temple	1895-1934	300	92	25	.749
Amos Alonzo Stagg, Springfield, Chicago	1890-1929	248	108	24	.684
Jess Neely, Rhodes, Clemson, Rice	1924-27, 31-66	207	176	19	.539

41 SEASONS

Coch, Team(s)	Seasons	W	L	T	Pct.
Pop Warner, Georgia, Cornell, Carlisle, Pittsburgh, Stanford, Temple	1895-1935	307	95	25	.748
Amos Alonzo Stagg, Springfield, Chicago	1890-1930	249	113	26	.675

42 SEASONS

Coch, Team(s)	Seasons	W	L	T	Pct.
Pop Warner, Georgia, Cornell, Carlisle, Pittsburgh, Stanford, Temple	1895-1936	313	98	27	.745
Amos Alonzo Stagg, Springfield, Chicago	1890-1931	251	118	27	.668

43 SEASONS

Coch, Team(s)	Seasons	W	L	T	Pct.
Pop Warner, Georgia, Cornell, Carlisle, Pittsburgh, Stanford, Temple	1895-1937	316	100	31	.742
Amos Alonzo Stagg, Springfield, Chicago	1890-1932	254	122	28	.663

44 SEASONS

Coch, Team(s)	Seasons	W	L	T	Pct.
Pop Warner, Georgia, Cornell, Carlisle, Pittsburgh, Stanford, Temple	1895-1938	319	106	32	.733
Amos Alonzo Stagg, Springfield, Chicago, Pacific	1890-1933	259	127	28	.659

*Active coach.

Division I-A Best Career Starts by Percentage

(Head coaches with at least half their seasons at major college at the time and minimum five years coached)

1 SEASON

Coch, Team	Season	W	L	T	Pct.
Walter Camp, Yale	1888	13	0	0	1.000
Dan McGugin, Vanderbilt	1904	9	0	0	1.000
Bennie Oosterbaan, Michigan	1948	9	0	0	1.000
Carroll Widdoes, Ohio St.	1944	9	0	0	1.000
Galen Hall, Florida.....	1984	8	0	0	1.000
William Dietz, Washington St.	1915	7	0	0	1.000
John Heisman, Oberlin.....	1892	7	0	0	1.000
Dick Crum, Miami (Ohio).....	1974	10	0	1	.955
Barry Switzer, Oklahoma.....	1973	10	0	1	.955
Aldo Donelli, Duquesne.....	1939	8	0	1	.944
Francis Schmidt, Tulsa.....	1919	8	0	1	.944

2 SEASONS

Coch, Team	Seasons	W	L	T	Pct.
Barry Switzer, Oklahoma.....	1973-74	21	0	1	.977
Walter Camp, Yale	1888-89	28	1	0	.966
Francis Schmidt, Tulsa.....	1919-20	18	0	2	.950
John Bateman, Rutgers	1960-61	17	1	0	.944
Dan McGugin, Vanderbilt	1904-05	16	1	0	.941
Dick Crum, Miami (Ohio).....	1974-75	21	1	1	.935
Galen Hall, Florida.....	1984-85	17	1	1	.921
Bob Neyland, Tennessee.....	1926-27	16	1	1	.917
Aldo Donelli, Duquesne.....	1939-40	15	1	1	.912
Charley Moran, Texas A&M	1909-10	15	1	1	.912

3 SEASONS

Coach, Team(s)	Seasons	W	L	T	Pct.
Barry Switzer, Oklahoma.....	1973-75	32	1	1	.956
Walter Camp, Yale.....	1888-90	41	2	0	.953
Aldo Donelli, Duquesne.....	1939-41	23	1	1	.940
Bob Neyland, Tennessee.....	1926-28	25	1	2	.929
Dan McGugin, Vanderbilt.....	1904-06	24	2	0	.923
Frank Leahy, Boston College, Notre Dame	1939-41	28	2	1	.919
Knute Rockne, Notre Dame.....	1918-20	21	1	2	.917
Elmer Henderson, Southern California.....	1919-21	20	2	0	.909
George Woodruff, Pennsylvania.....	1892-94	39	4	0	.907
Larry Siemerling, Pacific.....	1947-49	28	2	2	.906

4 SEASONS

Coach, Team(s)	Seasons	W	L	T	Pct.
Gil Dobie, North Dakota St., Washington .	1906-09	20	0	1	.976
Walter Camp, Yale.....	1888-91	54	2	0	.964
Barry Switzer, Oklahoma.....	1973-76	41	3	2	.935
Bob Neyland, Tennessee.....	1926-29	34	1	3	.934
George Woodruff, Pennsylvania.....	1892-95	53	4	0	.930
Knute Rockne, Notre Dame.....	1918-21	31	2	2	.914
Elmer Henderson, Southern California.....	1919-22	30	3	0	.909
Wallace Wade, Alabama.....	1923-26	34	3	2	.897
William Murray, Delaware.....	1940-42, 46	30	3	1	.897
Bud Wilkinson, Oklahoma.....	1947-50	38	4	1	.895

5 SEASONS

Coach, Team(s)	Seasons	W	L	T	Pct.
Gil Dobie, North Dakota St., Washington .	1906-10	26	0	1	.981
Walter Camp, Yale, Stanford.....	1888-92	69	2	2	.959
George Woodruff, Pennsylvania.....	1892-96	67	5	0	.931
Bob Neyland, Tennessee.....	1926-30	43	2	3	.927
Knute Rockne, Notre Dame.....	1918-22	39	3	3	.900
Barry Switzer, Oklahoma.....	1973-77	51	5	2	.896
Elmer Henderson, Southern California.....	1919-23	36	5	0	.878
Bud Wilkinson, Oklahoma.....	1947-51	46	6	1	.877
Henry Williams, Army, Minnesota.....	1891, 1900-03	47	4	6	.877
Frank Leahy, Boston College, Notre Dame	1939-43	44	5	3	.875

6 SEASONS

Coach, Team(s)	Seasons	W	L	T	Pct.
Gil Dobie, North Dakota St., Washington .	1906-11	33	0	1	.985
George Woodruff, Pennsylvania.....	1892-97	82	5	0	.943
Bob Neyland, Tennessee.....	1926-31	52	2	4	.931
Walter Camp, Yale, Stanford.....	1888-92, 94	75	5	2	.927
Knute Rockne, Notre Dame.....	1918-23	48	4	3	.900
Barry Switzer, Oklahoma.....	1973-78	62	6	2	.900
Henry Williams, Army, Minnesota.....	1891, 1900-04	60	4	6	.900
Frank Leahy, Boston College, Notre Dame	1939-43, 46	52	5	4	.885
Bud Wilkinson, Oklahoma.....	1947-52	54	7	2	.873
Fielding Yost, Ohio Wesleyan, Nebraska, Kansas, Stanford, Michigan.....	1897-1902	53	7	2	.871

7 SEASONS

Coach, Team(s)	Seasons	W	L	T	Pct.
Gil Dobie, North Dakota St., Washington .	1906-12	39	0	1	.988
George Woodruff, Pennsylvania.....	1892-98	94	6	0	.940
Bob Neyland, Tennessee.....	1926-32	61	2	5	.934
Walter Camp, Yale, Stanford.....	1888-92, 94, 95	79	5	3	.925
Knute Rockne, Notre Dame.....	1918-24	58	4	3	.915
Barry Switzer, Oklahoma.....	1973-79	73	7	2	.902
Henry Williams, Army, Minnesota.....	1891, 1900-05	70	5	6	.901
Frank Leahy, Boston College, Notre Dame	1939-43, 46-47	61	5	4	.900
Fielding Yost, Ohio Wesleyan, Nebraska, Kansas, Stanford, Michigan.....	1897-1903	64	7	3	.897
Bud Wilkinson, Oklahoma.....	1947-53	63	8	3	.872

8 SEASONS

Coach, Team(s)	Seasons	W	L	T	Pct.
Gil Dobie, North Dakota St., Washington .	1906-13	46	0	1	.989
George Woodruff, Pennsylvania.....	1892-99	102	9	2	.912
Bob Neyland, Tennessee.....	1926-33	68	5	5	.904
Fielding Yost, Ohio Wesleyan, Nebraska, Kansas, Stanford, Michigan.....	1897-1904	74	7	3	.898
Henry Williams, Army, Minnesota.....	1891, 1900-06	74	6	6	.895
Barry Switzer, Oklahoma.....	1973-80	83	9	2	.894
Knute Rockne, Notre Dame.....	1918-25	65	6	4	.893
Bud Wilkinson, Oklahoma.....	1947-54	73	8	3	.887
Frank Leahy, Boston College, Notre Dame	1939-43, 46-48	70	5	5	.882
Percy Haughton, Cornell, Harvard.....	1899-1900, 08-13	66	8	3	.877

9 SEASONS

Coach, Team(s)	Seasons	W	L	T	Pct.
Gil Dobie, North Dakota St., Washington .	1906-14	52	0	2	.981
Frank Leahy, Boston College, Notre Dame	1939-43, 46-49	80	5	5	.917
George Woodruff, Pennsylvania.....	1892-1900	114	10	2	.913
Fielding Yost, Ohio Wesleyan, Nebraska, Kansas, Stanford, Michigan.....	1897-1905	86	8	3	.902
Bud Wilkinson, Oklahoma.....	1947-55	84	8	3	.900
Knute Rockne, Notre Dame.....	1918-26	74	7	4	.894
Bob Neyland, Tennessee.....	1926-34	76	7	5	.892
Percy Haughton, Cornell, Harvard.....	1899-1900, 08-14	73	8	5	.878
Henry Williams, Army, Minnesota.....	1891, 1900-07	76	8	7	.874
Barry Switzer, Oklahoma.....	1973-81	90	13	3	.863

10 SEASONS

Coach, Team(s)	Seasons	W	L	T	Pct.
Gil Dobie, North Dakota St., Washington .	1906-15	59	0	2	.984
Bud Wilkinson, Oklahoma.....	1947-56	94	8	3	.910
Fielding Yost, Ohio Wesleyan, Nebraska, Kansas, Stanford, Michigan.....	1897-1906	90	9	3	.897
Knute Rockne, Notre Dame.....	1918-27	81	8	5	.888
George Woodruff, Pennsylvania.....	1892-1901	124	15	2	.887
Percy Haughton, Cornell, Harvard.....	1899-1900, 08-15	81	9	5	.879
Frank Leahy, Boston College, Notre Dame	1939-43, 46-50	84	9	6	.879
Bob Neyland, Tennessee.....	1926-34, 36	82	9	7	.872
Henry Williams, Army, Minnesota.....	1891, 1900-08	79	10	8	.856
Barry Switzer, Oklahoma.....	1973-82	98	17	3	.843

11 SEASONS

Coach, Team(s)	Seasons	W	L	T	Pct.
Gil Dobie, North Dakota St., Washington .	1906-16	65	0	3	.978
Bud Wilkinson, Oklahoma.....	1947-57	104	9	3	.909
Fielding Yost, Ohio Wesleyan, Nebraska, Kansas, Stanford, Michigan.....	1897-1907	95	10	3	.894
Frank Leahy, Boston College, Notre Dame	1939-43, 46-51	91	11	7	.867
Percy Haughton, Cornell, Harvard.....	1899-1900, 08-16	88	12	5	.862
Knute Rockne, Notre Dame.....	1918-28	86	12	5	.859
George Woodruff, Pennsylvania, Illinois.....	1892-1901, 03	132	21	2	.858
Henry Williams, Army, Minnesota.....	1891, 1900-09	85	11	8	.856
Bob Neyland, Tennessee.....	1926-34, 36-37	88	12	8	.852
Charley Moran, Texas A&M, Centre.....	1909-14, 19-23	80	14	5	.833

12 SEASONS

Coach, Team(s)	Seasons	W	L	T	Pct.
Gil Dobie, North Dakota St., Washington, Navy.....	1906-17	72	1	3	.967
Bud Wilkinson, Oklahoma.....	1947-58	114	10	3	.909
Fielding Yost, Ohio Wesleyan, Nebraska, Kansas, Stanford, Michigan.....	1897-1908	100	12	4	.879
Knute Rockne, Notre Dame.....	1918-29	95	12	5	.871
Bob Neyland, Tennessee.....	1926-34, 36-38	99	12	8	.866
Frank Leahy, Boston College, Notre Dame	1939-43, 46-52	98	13	8	.857
Henry Williams, Army, Minnesota.....	1891, 1900-10	91	12	8	.856
George Woodruff, Pennsylvania, Illinois, Carlisle.....	1892-1901, 03, 05	142	25	2	.846
Percy Haughton, Cornell, Harvard, Columbia.....	1899-1900, 08-16, 23	92	16	6	.833
Charley Moran, Texas A&M, Centre, Bucknell.....	1909-14, 19-24	88	16	5	.830

13 SEASONS

Coach, Team(s)	Seasons	W	L	T	Pct.
Gil Dobie, North Dakota St., Washington, Navy.....	1906-18	76	2	3	.957
Bud Wilkinson, Oklahoma.....	1947-59	121	13	3	.894
Knute Rockne, Notre Dame.....	1918-30	105	12	5	.881
Fielding Yost, Ohio Wesleyan, Nebraska, Kansas, Stanford, Michigan.....	1897-1909	106	13	4	.878
Bob Neyland, Tennessee.....	1926-34, 36-39	109	13	8	.869
Frank Leahy, Boston College, Notre Dame .	1939-43, 46-53	107	13	9	.864
Henry Williams, Army, Minnesota.....	1891, 1900-11	97	12	9	.860
Percy Haughton, Cornell, Harvard, Columbia.....	1899-1900, 08-16, 23-24	96	17	6	.832
Barry Switzer, Oklahoma.....	1973-85	126	24	4	.831
*Joe Paterno, Penn St.	1966-78	123	25	1	.829

14 SEASONS

Coach, Team(s)	Seasons	W	L	T	Pct.
Gil Dobie, North Dakota St., Washington, Navy.....	1906-19	82	3	3	.949
Bob Neyland, Tennessee.....	1926-34, 36-40	119	14	8	.872
Fielding Yost, Ohio Wesleyan, Nebraska, Kansas, Stanford, Michigan.....	1897-1910	109	13	7	.872

Coach, Team(s)	Seasons	W	L	T	Pct.
Bud Wilkinson, Oklahoma	1947-60	124	19	4	.857
Henry Williams, Army, Minnesota	1891, 1900-12	101	15	9	.844
Barry Switzer, Oklahoma	1973-86	137	25	4	.837
*Joe Paterno, Penn St.	1966-79	131	29	1	.817
Fred Folsom, Colorado, Dartmouth.....	1895-99,				
	1901-06, 08-10	83	17	5	.814
Elmer Henderson, Southern California, Tulsa	1919-32	101	23	3	.807
Tom Osborne, Nebraska.....	1973-86	137	32	2	.807

15 SEASONS

Coach, Team(s)	Seasons	W	L	T	Pct.
Gil Dobie, North Dakota St., Washington, Navy, Cornell	1906-20	88	5	3	.932
Bob Neyland, Tennessee.....	1926-34, 36-40, 46	128	16	8	.868
Fielding Yost, Ohio Wesleyan, Nebraska, Kansas, Stanford, Michigan	1897-1911	114	14	9	.858
Barry Switzer, Oklahoma	1973-87	148	26	4	.843
Henry Williams, Army, Minnesota	1891, 1900-13	106	17	9	.837
Bud Wilkinson, Oklahoma	1947-61	129	24	4	.834
Fred Folsom, Colorado, Dartmouth.....	1895-99, 1901-06, 08-11	89	17	5	.824
*Joe Paterno, Penn St.	1966-80	141	31	1	.818
Elmer Henderson, Southern California, Tulsa	1919-33	107	24	3	.810
Tom Osborne, Nebraska.....	1973-87	147	34	2	.809

16 SEASONS

Coach, Team(s)	Seasons	W	L	T	Pct.
Gil Dobie, North Dakota St., Washington, Navy, Cornell	1906-21	96	5	3	.938
Fielding Yost, Ohio Wesleyan, Nebraska, Kansas, Stanford, Michigan	1897-1912	119	16	9	.858
Bob Neyland, Tennessee.....	1926-34, 36-40, 46-47	133	21	8	.846
Henry Williams, Army, Minnesota	1891, 1900-14	112	18	9	.838
Barry Switzer, Oklahoma	1973-88	157	29	4	.837
Bud Wilkinson, Oklahoma	1947-62	137	27	4	.827
*Joe Paterno, Penn St.	1966-81	151	33	1	.819
Fred Folsom, Colorado, Dartmouth.....	1895-99, 1901-06, 08-12	95	20	5	.813
Tom Osborne, Nebraska.....	1973-88	158	36	2	.811
Bob Devaney, Wyoming, Nebraska	1957-72	136	30	7	.806

17 SEASONS

Coach, Team(s)	Seasons	W	L	T	Pct.
Gil Dobie, North Dakota St., Washington, Navy, Cornell	1906-22	104	5	3	.942
Fielding Yost, Ohio Wesleyan, Nebraska, Kansas, Stanford, Michigan	1897-1913	125	17	9	.858
Henry Williams, Army, Minnesota	1891, 1900-15	118	18	10	.842
Bud Wilkinson, Oklahoma	1947-63	145	29	4	.826
Bob Neyland, Tennessee.....	1926-34, 36-40, 46-48	137	25	10	.826
*Joe Paterno, Penn St.	1966-82	162	34	1	.825
Tom Osborne, Nebraska.....	1973-89	168	38	2	.813
Fred Folsom, Colorado, Dartmouth.....	1895-99, 1901-06, 08-13	100	21	6	.811
Wallace Wade, Alabama, Duke	1923-39	130	29	6	.806
Red Blaik, Dartmouth, Army.....	1934-50	120	26	10	.801
Jock Sutherland, Lafayette, Pittsburgh.....	1919-35	119	25	12	.801

18 SEASONS

Coach, Team(s)	Seasons	W	L	T	Pct.
Gil Dobie, North Dakota St., Washington, Navy, Cornell	1906-23	112	5	3	.946
Fielding Yost, Ohio Wesleyan, Nebraska, Kansas, Stanford, Michigan	1897-1914	131	20	9	.847
Henry Williams, Army, Minnesota	1891, 1900-16	124	19	10	.843
Bob Neyland, Tennessee.....	1926-34, 36-40, 46-49	144	27	11	.821
*Joe Paterno, Penn St.	1966-83	170	38	2	.814
Fred Folsom, Colorado, Dartmouth.....	1895-99, 1901-06, 08-14	105	22	6	.812
Tom Osborne, Nebraska.....	1973-90	177	41	2	.809
Frank Thomas, Chattanooga, Alabama	1925-28, 31-42, 44-45	134	29	9	.805
Wallace Wade, Alabama, Duke	1923-40	137	31	6	.805
Jock Sutherland, Lafayette, Pittsburgh.....	1919-36	127	26	13	.804

19 SEASONS

Coach, Team(s)	Seasons	W	L	T	Pct.
Gil Dobie, North Dakota St., Washington, Navy, Cornell	1906-24	116	9	3	.918
Henry Williams, Army, Minnesota	1891, 1900-17	128	20	10	.842

Coach, Team(s)	Seasons	W	L	T	Pct.
Fielding Yost, Ohio Wesleyan, Nebraska, Kansas, Stanford, Michigan	1897-1915	135	23	10	.833
Bob Neyland, Tennessee.....	1926-34, 36-40, 46-50	155	28	11	.827
Jock Sutherland, Lafayette, Pittsburgh.....	1919-37	136	26	14	.813
Wallace Wade, Alabama, Duke	1923-41	146	32	6	.810
Tom Osborne, Nebraska.....	1973-91	186	43	3	.808
*Joe Paterno, Penn St.	1966-84	176	43	2	.801
Frank Thomas, Chattanooga, Alabama	1925-28, 31-42, 44-46	141	33	9	.795
Bo Schembechler, Miami (Ohio), Michigan	1963-81	163	41	6	.790

20 SEASONS

Coach, Team(s)	Seasons	W	L	T	Pct.
Gil Dobie, North Dakota St., Washington, Navy, Cornell	1906-25	122	11	3	.908
Henry Williams, Army, Minnesota	1891, 1900-18	133	22	11	.834
Bob Neyland, Tennessee.....	1926-34, 36-40, 46-51	165	29	11	.832
Fielding Yost, Ohio Wesleyan, Nebraska, Kansas, Stanford, Michigan	1897-1916	142	25	10	.831
Jock Sutherland, Lafayette, Pittsburgh.....	1919-38	144	28	14	.812
*Joe Paterno, Penn St.	1966-85	187	44	2	.807
Tom Osborne, Nebraska.....	1973-92	195	46	3	.805
Wallace Wade, Alabama, Duke	1923-41, 46	150	37	6	.793
Bo Schembechler, Miami (Ohio), Michigan..	1963-82	171	45	6	.784
Dan McGugin, Vanderbilt	1904-17, 19-24	131	33	12	.778

21 SEASONS

Coach, Team(s)	Seasons	W	L	T	Pct.
Gil Dobie, North Dakota St., Washington, Navy, Cornell	1906-26	128	12	4	.903
Fielding Yost, Ohio Wesleyan, Nebraska, Kansas, Stanford, Michigan	1897-1917	150	27	10	.829
Bob Neyland, Tennessee.....	1926-34, 36-40, 46-52	173	31	12	.829
Henry Williams, Army, Minnesota	1891, 1900-19	137	24	12	.827
*Joe Paterno, Penn St.	1966-86	199	44	2	.816
Tom Osborne, Nebraska.....	1973-93	206	47	3	.811
Wallace Wade, Alabama, Duke	1923-41, 46-47	154	40	8	.782
Bo Schembechler, Miami (Ohio), Michigan	1963-83	180	48	6	.782
Howard Jones, Syracuse, Yale, Ohio St., Iowa, Duke, Southern California.....	1908-10, 13, 16-32	147	38	10	.779
Dan McGugin, Vanderbilt	1904-17, 19-25	137	36	12	.773

22 SEASONS

Coach, Team(s)	Seasons	W	L	T	Pct.
Gil Dobie, North Dakota St., Washington, Navy, Cornell	1906-27	131	15	6	.882
Fielding Yost, Ohio Wesleyan, Nebraska, Kansas, Stanford, Michigan	1897-1918	155	27	10	.833
Tom Osborne, Nebraska.....	1973-94	219	47	3	.820
*Joe Paterno, Penn St.	1966-87	207	48	2	.809
Henry Williams, Army, Minnesota	1891, 1900-20	138	30	12	.800
Howard Jones, Syracuse, Yale, Ohio St., Iowa, Duke, Southern California.....	1908-10, 13, 16-33	157	39	11	.785
Dan McGugin, Vanderbilt	1904-17, 19-26	145	37	12	.778
Wallace Wade, Alabama, Duke	1923-41, 46-48	158	43	10	.773
Bo Schembechler, Miami (Ohio), Michigan	1963-84	186	54	6	.768
Bear Bryant, Maryland, Kentucky, Texas A&M, Alabama.....	1945-66	171	51	14	.767

23 SEASONS

Coach, Team(s)	Seasons	W	L	T	Pct.
Gil Dobie, North Dakota St., Washington, Navy, Cornell	1906-28	134	18	8	.863
Tom Osborne, Nebraska.....	1973-95	231	47	3	.827
Fielding Yost, Ohio Wesleyan, Nebraska, Kansas, Stanford, Michigan	1897-1919	158	31	10	.819
*Joe Paterno, Penn St.	1966-88	212	54	2	.795
Henry Williams, Army, Minnesota	1891, 1900-21	141	34	12	.786
Dan McGugin, Vanderbilt	1904-17, 19-27	153	38	14	.780
Bo Schembechler, Miami (Ohio), Michigan	1963-85	196	55	7	.773
Wallace Wade, Alabama, Duke	1923-41, 46-49	164	46	10	.768
Howard Jones, Syracuse, Yale, Ohio St., Iowa, Duke, Southern California.....	1908-10, 13, 16-34	161	45	12	.766
Bear Bryant, Maryland, Kentucky, Texas A&M, Alabama.....	1945-67	179	53	15	.755
Johnny Vaught, Mississippi.....	1947-69	178	54	12	.754

24 SEASONS

Coach, Team(s)	Seasons	W	L	T	Pct.
Gil Dobie, North Dakota St., Washington, Navy, Cornell	1906-29	140	20	8	.857
Tom Osborne, Nebraska.....	1973-96	242	49	3	.828

Coach, Team(s)	Seasons	W	L	T	Pct.
Fielding Yost, Ohio Wesleyan, Nebraska, Kansas, Stanford, Michigan	1897-1920	163	33	10	.816
*Joe Paterno, Penn St.	1966-89	220	57	3	.791
Dan McGugin, Vanderbilt	1904-17, 19-28	161	40	14	.781
Bo Schembechler, Miami (Ohio), Michigan	1963-86	207	57	7	.777
Wallace Wade, Alabama, Duke	1923-41, 46-50	171	49	10	.765
Bear Bryant, Maryland, Kentucky, Texas A&M, Alabama	1945-68	187	56	15	.754
Red Blaik, Dartmouth, Army	1934-57	158	48	13	.751
Johnny Vaught, Mississippi	1947-70	185	58	12	.749
Howard Jones, Syracuse, Yale, Ohio St., Iowa, Duke, Southern California	1908-10, 13, 16-35	166	52	12	.748

25 SEASONS

Coach, Team(s)	Seasons	W	L	T	Pct.
Gil Dobie, North Dakota St., Washington, Navy, Cornell	1906-30	146	22	8	.852
Tom Osborne, Nebraska	1973-97	255	49	3	.836
Fielding Yost, Ohio Wesleyan, Nebraska, Kansas, Stanford, Michigan	1897-1921	168	34	11	.815
*Joe Paterno, Penn St.	1966-90	229	60	3	.789
Dan McGugin, Vanderbilt	1904-17, 19-29	168	42	14	.781
Bo Schembechler, Miami (Ohio), Michigan	1963-87	215	61	7	.772
Red Blaik, Dartmouth, Army	1934-58	166	48	14	.759
John Heisman, Oberlin, Akron, Auburn, Clemson, Georgia Tech	1892-1916	127	37	11	.757
Howard Jones, Syracuse, Yale, Ohio St., Iowa, Duke, Southern California	1908-10, 13, 16-36	170	54	15	.755
Woody Hayes, Denison, Miami (Ohio), Ohio St.	1946-70	167	54	7	.748
Bear Bryant, Maryland, Kentucky, Texas A&M, Alabama	1945-69	193	61	15	.745

26 SEASONS

Coach, Team(s)	Seasons	W	L	T	Pct.
Gil Dobie, North Dakota St., Washington, Navy, Cornell	1906-31	153	23	8	.853
Fielding Yost, Ohio Wesleyan, Nebraska, Kansas, Stanford, Michigan	1897-1922	174	34	12	.818
*Joe Paterno, Penn St.	1966-91	240	62	3	.792
Dan McGugin, Vanderbilt	1904-17, 19-30	176	44	14	.782
Bo Schembechler, Miami (Ohio), Michigan	1963-88	224	63	8	.773
John Heisman, Oberlin, Akron, Auburn, Clemson, Georgia Tech	1892-1917	136	37	11	.769
Pop Warner, Georgia, Cornell, Carlisle, Pittsburgh	1895-1920	199	62	14	.749
Woody Hayes, Denison, Miami (Ohio), Ohio St.	1946-71	173	58	7	.742
Amos Alonzo Stagg, Springfield, Chicago	1890-1915	193	62	19	.739
*Bobby Bowden, Samford, West Virginia, Florida St.	1959-62, 70-91	216	76	3	.737

27 SEASONS

Coach, Team(s)	Seasons	W	L	T	Pct.
Gil Dobie, North Dakota St., Washington, Navy, Cornell	1906-32	158	25	9	.846
Fielding Yost, Ohio Wesleyan, Nebraska, Kansas, Stanford, Michigan	1897-1923	182	34	12	.825
*Joe Paterno, Penn St.	1966-92	247	67	3	.784
Bo Schembechler, Miami (Ohio), Michigan	1963-89	234	65	8	.775
Dan McGugin, Vanderbilt	1904-17, 19-31	181	48	14	.774
John Heisman, Oberlin, Akron, Auburn, Clemson, Georgia Tech	1892-1918	142	38	11	.772
Woody Hayes, Denison, Miami (Ohio), Ohio St.	1946-72	182	60	7	.745
Pop Warner, Georgia, Cornell, Carlisle, Pittsburgh	1895-1921	204	65	15	.745
*Bobby Bowden, Samford, West Virginia, Florida St.	1959-62, 70-92	227	77	3	.744
Bear Bryant, Maryland, Kentucky, Texas A&M, Alabama	1945-71	210	67	16	.744

28 SEASONS

Coach, Team(s)	Seasons	W	L	T	Pct.
Gil Dobie, North Dakota St., Washington, Navy, Cornell	1906-33	162	28	9	.837
Fielding Yost, Ohio Wesleyan, Nebraska, Kansas, Stanford, Michigan	1897-1923, 25	189	35	12	.826
*Joe Paterno, Penn St.	1966-93	257	69	3	.786
Dan McGugin, Vanderbilt	1904-17, 19-32	187	49	16	.774
John Heisman, Oberlin, Akron, Auburn, Clemson, Georgia Tech	1892-1919	149	41	11	.769
Woody Hayes, Denison, Miami (Ohio), Ohio St.	1946-73	192	60	8	.754
*Bobby Bowden, Samford, West Virginia, Florida St.	1959-62, 70-93	239	78	3	.752

Coach, Team(s)	Seasons	W	L	T	Pct.
Bear Bryant, Maryland, Kentucky, Texas A&M, Alabama	1945-72	220	69	16	.748
Pop Warner, Georgia, Cornell, Carlisle, Pittsburgh	1895-1922	212	67	15	.747
Howard Jones, Syracuse, Yale, Ohio St., Iowa, Duke, Southern California	1908-10, 13, 16-39	191	60	19	.743

29 SEASONS

Coach, Team(s)	Seasons	W	L	T	Pct.
Fielding Yost, Ohio Wesleyan, Nebraska, Kansas, Stanford, Michigan	1897-1923, 25-26	196	36	12	.828
Gil Dobie, North Dakota St., Washington, Navy, Cornell	1906-34	164	33	9	.818
*Joe Paterno, Penn St.	1966-94	269	69	3	.793
Dan McGugin, Vanderbilt	1904-17, 19-33	191	52	19	.765
John Heisman, Oberlin, Akron, Auburn, Clemson, Georgia Tech, Pennsylvania	1892-1920	155	45	11	.761
Woody Hayes, Denison, Miami (Ohio), Ohio St.	1946-74	202	62	8	.757
*Bobby Bowden, Samford, West Virginia, Florida St.	1959-62, 70-94	249	79	4	.756
Bear Bryant, Maryland, Kentucky, Texas A&M, Alabama	1945-73	231	70	16	.754
Pop Warner, Georgia, Cornell, Carlisle, Pittsburgh	1895-1923	217	71	15	.741
Howard Jones, Syracuse, Yale, Ohio St., Iowa, Duke, Southern California	1908-10, 13, 16-40	194	64	21	.733

30 SEASONS

Coach, Team(s)	Seasons	W	L	T	Pct.
Gil Dobie, North Dakota St., Washington, Navy, Cornell	1906-35	164	39	10	.793
*Joe Paterno, Penn St.	1966-95	278	72	3	.792
Woody Hayes, Denison, Miami (Ohio), Ohio St.	1946-75	213	63	8	.764
Dan McGugin, Vanderbilt	1904-17, 19-34	197	55	19	.762
Bear Bryant, Maryland, Kentucky, Texas A&M, Alabama	1945-74	242	71	16	.760
*Bobby Bowden, Samford, West Virginia, Florida St.	1959-62, 70-95	259	81	4	.759
John Heisman, Oberlin, Akron, Auburn, Clemson, Georgia Tech, Pennsylvania	1892-1921	159	48	13	.752
Pop Warner, Georgia, Cornell, Carlisle, Pittsburgh, Stanford	1895-1924	224	72	16	.744
Amos Alonzo Stagg, Springfield, Chicago	1890-1919	204	76	20	.713
Dana X. Bible, Mississippi Col., LSU, Texas A&M, Nebraska, Texas	1913-17, 19-43	175	67	23	.704

31 SEASONS

Coach, Team(s)	Seasons	W	L	T	Pct.
*Joe Paterno, Penn St.	1966-96	289	74	3	.794
Gil Dobie, North Dakota St., Washington, Navy, Cornell, Boston College	1906-36	170	40	12	.793
Bear Bryant, Maryland, Kentucky, Texas A&M, Alabama	1945-75	253	72	16	.765
Woody Hayes, Denison, Miami (Ohio), Ohio St.	1946-76	222	65	9	.765
*Bobby Bowden, Samford, West Virginia, Florida St.	1959-62, 70-96	270	82	4	.764
John Heisman, Oberlin, Akron, Auburn, Clemson, Georgia Tech, Pennsylvania	1892-1922	165	51	13	.749
Pop Warner, Georgia, Cornell, Carlisle, Pittsburgh, Stanford	1895-1925	231	74	16	.745
Amos Alonzo Stagg, Springfield, Chicago	1890-1920	207	80	20	.707
Dana X. Bible, Mississippi Col., LSU, Texas A&M, Nebraska, Texas	1913-17, 19-44	180	69	23	.704

32 SEASONS

Coach, Team(s)	Seasons	W	L	T	Pct.
*Joe Paterno, Penn St.	1966-97	298	77	3	.792
Gil Dobie, North Dakota St., Washington, Navy, Cornell, Boston College	1906-37	174	44	13	.781
*Bobby Bowden, Samford, West Virginia, Florida St.	1959-62, 70-97	281	83	4	.769
Bear Bryant, Maryland, Kentucky, Texas A&M, Alabama	1945-76	262	75	16	.765
Woody Hayes, Denison, Miami (Ohio), Ohio St.	1946-77	231	68	9	.765
Pop Warner, Georgia, Cornell, Carlisle, Pittsburgh, Stanford	1895-1926	241	74	17	.752
John Heisman, Oberlin, Akron, Auburn, Clemson, Georgia Tech, Pennsylvania, Wash. & Jeff.	1892-1923	171	52	14	.751
Dana X. Bible, Mississippi Col., LSU, Texas A&M, Nebraska, Texas	1913-17, 19-45	190	70	23	.712
Amos Alonzo Stagg, Springfield, Chicago	1890-1921	213	81	20	.710

33 SEASONS

Coach, Team(s)	Seasons	W	L	T	Pct.
*Joe Paterno, Penn St.	1966-98	307	80	3	.791
Gil Dobie, North Dakota St., Washington, Navy, Cornell, Boston College	1906-38	180	45	15	.781
*Bobby Bowden, Samford, West Virginia	1959-62, 70-98	292	85	4	.772
Bear Bryant, Maryland, Kentucky, Texas A&M, Alabama	1945-77	273	76	16	.770
Woody Hayes, Denison, Miami (Ohio), Ohio St.	1946-78	238	72	10	.759
Pop Warner, Georgia, Cornell, Carlisle, Pittsburgh, Stanford	1895-1927	249	76	18	.752
John Heisman, Oberlin, Akron, Auburn, Clemson, Georgia Tech, Pennsylvania, Wash. & Jeff., Rice	1892-1924	175	56	14	.743
Dana X. Bible, Mississippi Col., LSU, Texas A&M, Nebraska, Texas	1913-17, 19-46	198	72	23	.715
Amos Alonzo Stagg, Springfield, Chicago	1890-1922	219	82	20	.713

34 SEASONS

Coach, Team(s)	Seasons	W	L	T	Pct.
*Joe Paterno, Penn St.	1966-99	317	83	3	.790
*Bobby Bowden, Samford, West Virginia, Florida St.	1959-62, 70-99	304	85	4	.779
Bear Bryant, Maryland, Kentucky, Texas A&M, Alabama	1945-78	284	77	16	.775
Pop Warner, Georgia, Cornell, Carlisle, Pittsburgh, Stanford	1895-1928	257	79	19	.751
John Heisman, Oberlin, Akron, Auburn, Clemson, Georgia Tech, Pennsylvania, Wash. & Jeff., Rice	1892-1925	179	60	15	.734
Amos Alonzo Stagg, Springfield, Chicago	1890-1923	226	83	20	.717

35 SEASONS

Coach, Team(s)	Seasons	W	L	T	Pct.
*Bobby Bowden, Samford, West Virginia, Florida St.	1959-62, 70-00	315	87	4	.781
Bear Bryant, Maryland, Kentucky, Texas A&M, Alabama	1945-79	296	77	16	.781
*Joe Paterno, Penn St.	1966-00	322	90	3	.780
Pop Warner, Georgia, Cornell, Carlisle, Pittsburgh, Stanford	1895-1929	266	81	19	.753
John Heisman, Oberlin, Akron, Auburn, Clemson, Georgia Tech, Pennsylvania, Wash. & Jeff., Rice	1892-1926	183	64	16	.726
Amos Alonzo Stagg, Springfield, Chicago	1890-1924	230	84	23	.717

36 SEASONS

Coach, Team(s)	Seasons	W	L	T	Pct.
Bear Bryant, Maryland, Kentucky, Texas A&M, Alabama	1945-80	306	79	16	.783
*Bobby Bowden, Samford, West Virginia, Florida St.	1959-62, 70-01	323	91	4	.778
*Joe Paterno, Penn St.	1966-01	327	96	3	.771
Pop Warner, Georgia, Cornell, Carlisle, Pittsburgh, Stanford	1895-1930	275	82	20	.756
John Heisman, Oberlin, Akron, Auburn, Clemson, Georgia Tech, Pennsylvania, Wash. & Jeff., Rice	1892-1927	185	70	17	.711
Amos Alonzo Stagg, Springfield, Chicago	1890-1925	233	88	24	.710

37 SEASONS

Coach, Team(s)	Seasons	W	L	T	Pct.
Bear Bryant, Maryland, Kentucky, Texas A&M, Alabama	1945-81	315	81	17	.783

Coach, Team(s)	Seasons	W	L	T	Pct.
*Bobby Bowden, Samford, West Virginia, Florida St.	1959-62, 70-02	332	96	4	.773
*Joe Paterno, Penn St.	1966-02	336	100	3	.769
Pop Warner, Georgia, Cornell, Carlisle, Pittsburgh, Stanford	1895-1931	282	84	22	.755
Amos Alonzo Stagg, Springfield, Chicago	1890-1926	235	94	24	.700
Eddie Anderson, Loras, DePaul, Holy Cross, Iowa	1922-31, 33-42, 46-62	194	117	14	.618

38 SEASONS

Coach, Team(s)	Seasons	W	L	T	Pct.
Bear Bryant, Maryland, Kentucky, Texas A&M, Alabama	1945-82	323	85	17	.780
*Bobby Bowden, Samford, West Virginia, Florida St.	1959-62, 70-03	342	99	4	.773
*Joe Paterno, Penn St.	1966-03	339	109	3	.755
Pop Warner, Georgia, Cornell, Carlisle, Pittsburgh, Stanford	1895-1932	288	88	23	.751
Amos Alonzo Stagg, Springfield, Chicago	1890-1927	239	98	24	.695
Eddie Anderson, Loras, DePaul, Holy Cross, Iowa	1922-31, 33-42, 46-63	196	123	15	.609

39 SEASONS

Coach, Team(s)	Seasons	W	L	T	Pct.
Pop Warner, Georgia, Cornell, Carlisle, Pittsburgh, Stanford, Temple	1895-1933	293	91	23	.748
Amos Alonzo Stagg, Springfield, Chicago	1890-1928	241	105	24	.684
Eddie Anderson, Loras, DePaul, Holy Cross, Iowa	1922-31, 33-42, 46-64	201	128	15	.606

40 SEASONS

Coach, Team(s)	Seasons	W	L	T	Pct.
Pop Warner, Georgia, Cornell, Carlisle, Pittsburgh, Stanford, Temple	1895-1934	300	92	25	.749
Amos Alonzo Stagg, Springfield, Chicago	1890-1929	248	108	24	.684

41 SEASONS

Coach, Team(s)	Seasons	W	L	T	Pct.
Pop Warner, Georgia, Cornell, Carlisle, Pittsburgh, Stanford, Temple	1895-1935	307	95	25	.748
Amos Alonzo Stagg, Springfield, Chicago	1890-1930	249	113	26	.675

42 SEASONS

Coach, Team(s)	Seasons	W	L	T	Pct.
Pop Warner, Georgia, Cornell, Carlisle, Pittsburgh, Stanford, Temple	1895-1936	313	98	27	.745
Amos Alonzo Stagg, Springfield, Chicago	1890-1931	251	118	27	.668

43 SEASONS

Coach, Team(s)	Seasons	W	L	T	Pct.
Pop Warner, Georgia, Cornell, Carlisle, Pittsburgh, Stanford, Temple	1895-1937	316	100	31	.742
Amos Alonzo Stagg, Springfield, Chicago	1890-1932	254	122	28	.663

44 SEASONS

Coach, Team(s)	Seasons	W	L	T	Pct.
Pop Warner, Georgia, Cornell, Carlisle, Pittsburgh, Stanford, Temple	1895-1938	319	106	32	.733
Amos Alonzo Stagg, Springfield, Chicago, Pacific	1890-1933	259	127	28	.659

*Active coach.

Coaches to Reach 100, 200 and 300 Victories

(Must have five years or 50 victories at a school that was classified as a major college at the time)

100 VICTORIES

Coach (Date Reached Milestone) (Schools Coached and Years)	WHEN MILESTONE REACHED		
	Age in Yrs.-Days	Career Game (Record)	Career Yr.-Game
FRED AKERS (9-17-88)	50-184	155th (100-52-3)	14-2
(Wyoming 1975-76, Texas 1977-86, Purdue 1987-90)			
WILLIAM ALEXANDER (11-18-39)	49-233	189th (100-74-15)	20-7
(Georgia Tech 1920-44)			
EDDIE ANDERSON (10-12-46)	45-333	160th (100-50-10)	21-4
(Loras 1922-24, DePaul 1925-31, Holy Cross 1933-38, Iowa 1939-42, 1946-49, Holy Cross 1950-64)			
IKE ARMSTRONG (10-17-42)	47-131	141st (100-30-11)	18-4
(Utah 1925-49)			

Coach (Date Reached Milestone) (Schools Coached and Years)	WHEN MILESTONE REACHED		
	Age in Yrs.-Days	Career Game (Record)	Career Yr.-Game
#FRANK BEAMER (11-9-96) (Murray St. 1981-86, Virginia Tech 1987—)	50-22	177th (100-73-4)	16-8
MATTY BELL (11-5-38) (Haskell 1920-21, Carroll [Wis.] 1922, TCU 1923-28, Texas A&M 1929-33, Southern Methodist 1935-41, 1945-49)	39-256	169th (100-60-9)	18-6
HUGO BEZDEK (11-22-24) (Oregon 1906, Arkansas 1908-12, Oregon 1913-17, Penn St. 1918-29, Delaware Valley 1949)	40-120	147th (100-34-13)	18-9
DANA X. BIBLE (11-21-31) (Mississippi Col. 1913-15, LSU 1916, Texas A&M 1917, 1919-28, Nebraska 1929-36, Texas 1937-46)	40-44	149th (100-31-18)	18-8
BERNIE BIERMAN (11-11-39) (Montana St. 1919-21, Mississippi St. 1925-26, Tulane 1927-31, Minnesota 1932-41, 1945-50)	45-245	149th (100-38-11)	18-6
BOB BLACKMAN (9-27-69) (Denver 1953-54, Dartmouth 1955-70, Illinois 1971-76, Cornell 1977-82)	51-82	147th (100-42-5)	17-1
RED BLAIK (10-23-48) (Dartmouth 1934-40, Army 1941-58)	51-249	134th (100-25-9)	15-5
#BOBBY BOWDEN (10-7-78) (Samford 1959-62, West Virginia 1970-75, Florida St. 1976—)	48-333	144th (100-44-0)	14-5
TERRY BOWDEN (12-31-96) (Salem Int'l 1983-85, Samford 1987-92, Auburn 1993-98)	40-280	147th (100-45-2)	13-12
BILLY BREWER (10-6-90) (Southeastern La. 1974-79, Louisiana Tech 1980-82, Mississippi 1983-93)	54-363	184th (100-78-6)	17-5
#MACK BROWN (10-9-99) (Appalachian St. 1983, Tulane 1985-87, North Carolina 1988-97, Texas 1998—)	48-43	180th (100-79-1)	16-7
FRANK BROYLES (11-27-69) (Missouri 1957, Arkansas 1958-76)	44-336	138th (100-36-2)	13-9
EARLE BRUCE (11-3-84) (Tampa 1972, Iowa St. 1973-78, Ohio St. 1979-87, Northern Iowa 1988, Colorado St. 1989-92)	53-240	149th (100-49-0)	13-9
BEAR BRYANT (11-7-59) (Maryland 1945, Kentucky 1946-53, Texas A&M 1954-57, Alabama 1958-82)	46-57	154th (100-44-10)	15-7
WALLY BUTTS (11-15-52) (Georgia 1939-60)	47-281	151st (100-44-7)	14-9
CHARLIE CALDWELL (10-21-50) (Williams 1928-42, Princeton 1945-56)	48-80	163rd (100-55-8)	21-4
FRANK CAMP (10-23-65) (Louisville 1946-68)	60-39	182nd (100-80-2)	20-6
JIM CARLEN (11-8-80) (West Virginia 1966-69, Texas Tech 1970-74, South Carolina 1975-81)	47-120	167th (100-61-6)	15-9
LEN CASANOVA (10-2-65) (Santa Clara 1946-49, Pittsburgh 1950, Oregon 1951-66)	59-263	192nd (100-82-10)	20-3
FRANK CAVANAUGH (10-3-25) (Cincinnati 1898, Holy Cross 1903-05, Dartmouth 1911-16, Boston College 1919-26, Fordham 1927-32)	49-158	143rd (100-32-11)	17-1
JERRY CLAIBORNE (11-6-76) (Virginia Tech 1961-70, Maryland 1972-81, Kentucky 1982-89)	48-72	158th (100-54-4)	15-9
JOHN COOPER (11-17-90) (Tulsa 1977-84, Arizona St. 1985-87, Ohio St. 1988-00)	53-137	162nd (100-57-5)	14-10
CARMEN COZZA (10-4-80) (Yale 1965-96)	50-116	138th (100-35-3)	16-3
FRITZ CRISLER (11-24-45) (Minnesota 1930-31, Princeton 1932-37, Michigan 1938-47)	46-316	138th (100-30-8)	16-10
DICK CRUM (11-15-86) (Miami [Ohio] 1974-77, North Carolina 1978-87, Kent St. 1988-90)	52-200	148th (100-44-4)	13-10
JACK CURTICE (10-3-64) (West Tex. A&M 1940-41, UTEP 1946-49, Utah 1950-57, Stanford 1958-61, UC Santa Barb. 1962-69)	56-118	202nd (100-95-7)	21-1
DUFFY DAUGHERTY (9-25-71) (Michigan St. 1954-72)	56-17	164th (100-60-4)	18-3
#FISHER DeBERRY (9-6-97) (Air Force 1984—)	59-89	161st (100-60-1)	14-2
DUDLEY DeGROOT (9-17-49) (UC Santa Barb. 1926-28, San Jose St. 1932-39, Rochester 1940-43, West Virginia 1948-49, New Mexico 1950-52)	49-302	152nd (100-44-8)	17-1
HERB DEROMEDI (11-16-91) (Central Mich. 1978-93)	52-171	153rd (100-43-10)	14-11
BOB DEVANEY (11-8-69) (Wyoming 1957-61, Nebraska 1962-72)	54-209	133rd (100-28-5)	13-8
DAN DEVINE (10-12-68) (Arizona St. 1955-57, Missouri 1958-70, Notre Dame 1975-80)	43-293	139th (100-31-8)	14-4
DOUG DICKEY (11-27-77) (Tennessee 1964-69, Florida 1970-78)	45-202	156th (100-50-6)	14-10
PAUL DIETZEL (10-6-73) (LSU 1955-61, Army 1962-65, South Carolina 1966-74)	47-188	191st (100-86-5)	19-4
GIL DOBIE (10-20-22) (North Dakota St. 1906-07, Washington 1908-16, Navy 1917-19, Cornell 1920-35, Boston College 1936-38)	43-262	108th (100-5-3)	17-4
BOBBY DODD (12-1-56) (Georgia Tech 1945-66)	48-20	131st (100-28-3)	12-10

Coach (Date Reached Milestone) (Schools Coached and Years)	WHEN MILESTONE REACHED		
	Age in Yrs.-Days	Career Game (Record)	Career Yr.-Game
MIKE DONAHUE (9-29-23)..... (Auburn 1904-06, 1908-22, LSU 1923-27)	42-111	140th (100-35-5)	19-1
TERRY DONAHUE (9-10-88)..... (UCLA 1976-95)	44-78	143rd (100-36-7)	13-2
ALDO DONELLI (10-16-65)..... (Duquesne 1939-42, Boston U. 1947-56, Columbia 1957-67)	58-86	197th (100-89-8)	23-4
BILL DOOLEY (11-27-82)..... (North Carolina 1967-77, Virginia Tech 1978-86, Wake Forest 1987-92)	48-192	180th (100-78-2)	16-11
VINCE DOOLEY (9-24-77)..... (Georgia 1964-88)	45-20	149th (100-44-5)	14-3
FRED DUNLAP (10-29-83)..... (Lehigh 1965-75, Colgate 1976-87)	55-194	195th (100-91-4)	19-8
PAT DYE (10-4-86)..... (East Caro. 1974-79, Wyoming 1980, Auburn 1981-92)	46-332	142nd (100-41-1)	13-4
LLOYD EATON (10-4-69)..... (Alma 1949-55, Northern Mich. 1956, Wyoming 1962-70)	51-101	145th (100-40-5)	16-3
LAVELL EDWARDS (10-22-83)..... (Brigham Young 1972-00)	53-11	138th (100-37-1)	12-7
RAY ELIOT (10-10-59)..... (Illinois Col. 1933-36, Illinois 1942-59)	54-119	191st (100-79-12)	22-3
RIP ENGLE (10-21-61)..... (Brown 1944-49, Penn St. 1950-65)	55-209	161st (100-53-8)	18-5
DENNIS ERICKSON (10-30-93)..... (Idaho 1982-85, Wyoming 1986, Washington St. 1987-88, Miami [Fla.] 1989-94, Oregon St. 1999-02)	46-334	137th (100-36-1)	12-7
DON FAUROT (11-1-41)..... (Truman 1926-34, Missouri 1935-42, 1946-56)	39-131	171st (100-63-8)	16-6
FRED FOLSOM (11-1-13)..... (Colorado 1895-1902, Dartmouth 1903-06, Colorado 1908-15)	41-357	126th (100-20-6)	17-6
DANNY FORD (11-13-93)..... (Clemson 1978-89, Arkansas 1993-97)	45-225	139th (100-34-5)	13-9
#DENNIS FRANCHIONE (9-7-96)..... (Southwestern [Kan.] 1981-82, Pittsburg St. 1985-89; Texas St. 1990-91, New Mexico 1992-97, TCU 1998-00, Alabama 2001-02, Texas A&M 2003—)	45-163	148th (100-46-2)	14-2
HAYDEN FRY (9-26-81)..... (Southern Methodist 1962-72, North Texas 1973-78, Iowa 1979-98)	52-185	207th (100-103-4)	20-3
#PHILLIP FULMER (11-2-2002)..... (Tennessee 1992—)	52-62	123rd (100-23-0)	11-8
ANDY GUSTAFSON (9-29-61)..... (Virginia Tech 1926-29, Miami [Fla.] 1948-63)	58-179	168th (100-64-4)	18-3
WAYNE HARDIN (10-13-79)..... (Navy 1959-64, Temple 1970-82)	52-204	159th (100-54-5)	16-6
JIM HARKEMA (9-16-89)..... (Grand Valley St. 1973-82, Eastern Mich. 1983-92)	47-83	167th (100-63-4)	17-3
DICK HARLOW (11-3-34)..... (Penn St. 1915-17, Colgate 1922-25, McDaniel 1926-34, Harvard 1935-42, 1945-47)	44-67	142nd (100-31-11)	16-5
HARVEY HARMAN (10-4-47)..... (Haverford 1922-29, Sewanee 1930, Pennsylvania 1931-37, Rutgers 1938-55)	46-334	177th (100-70-7)	22-2
#KEN HATFIELD (11-20-91)..... (Air Force 1979-83, Arkansas 1984-89, Clemson 1990-93, Rice 1994—)	48-174	155th (100-52-3)	13-11
WOODY HAYES (10-21-61)..... (Denison 1946-48, Miami [Ohio] 1949-50, Ohio St. 1951-78)	48-249	140th (100-34-6)	16-4
JOHN HEISMAN (9-27-13)..... (Oberlin 1892, Akron 1893, Oberlin 1894, Auburn 1895-99, Clemson 1900-03, Georgia Tech 1904-19, Pennsylvania 1920-22, Wash. & Jeff. 1923, Rice 1924-27)	43-339	142nd (100-33-9)	22-1
GUS HENDERSON (11-24-32)..... (Southern California 1919-24, Tulsa 1925-35, Occidental 1940-42)	43-259	126th (100-23-3)	14-8
BILL HESS (9-4-76)..... (Ohio 1958-77)	51-106	182nd (100-78-4)	19-1
JIM HESS (9-5-87)..... (Angelo St. 1974-81, Stephen F. Austin 1982-88, New Mexico St. 1990-96)	50-278	147th (100-43-4)	14-1
#LOU HOLTZ (12-31-82)..... (William & Mary 1969-71, North Carolina St. 1972-75, Arkansas 1977-83, Minnesota 1984-85, Notre Dame 1986-96, South Carolina 1999—)	45-359	153rd (100-48-5)	13-12
FRANK HOWARD (9-27-58)..... (Clemson 1940-69)	49-186	175th (100-65-10)	19-2
DON JAMES (9-15-84)..... (Kent St. 1971-74, Washington 1975-92)	51-258	153rd (100-52-1)	14-2
MORLEY JENNINGS (10-3-31)..... (Ouachita Baptist 1912-25, Baylor 1926-40)	46-253	136th (100-33-3)	20-1
HOWARD JONES (12-3-27)..... (Syracuse 1908, Yale 1909, Ohio St. 1910, Yale 1913, Iowa 1916-23, Duke 1924, Southern California 1925-40)	42-102	142nd (100-33-9)	16-10
LLOYD JORDAN (10-27-56)..... (Amherst 1932-49, Harvard 1950-56)	55-317	172nd (100-65-7)	22-4
SHUG JORDAN (10-9-65)..... (Auburn 1951-75)	55-14	148th (100-43-5)	15-4

Coach (Date Reached Milestone) (Schools Coached and Years)	WHEN MILESTONE REACHED		
	Age in Yrs.-Days	Career Game (Record)	Career Yr.-Game
FRANK KIMBROUGH (9-29-56)..... (Hardin-Simmons 1935-40, Baylor 1941-42, 1945-46, West Tex. A&M 1947-57)	52-97	181st (100-73-8)	20-3
TONY KNAP (10-2-76)..... (Utah St. 1963-66, Boise St. 1968-75, UNLV 1976-81)	61-298	135th (100-33-2)	13-4
FRANK KUSH (12-30-70)..... (Arizona St. 1958-79)	41-344	131st (100-30-1)	13-11
ELMER LAYDEN (10-26-40)..... (Loras 1925-26, Duquesne 1927-33, Notre Dame 1934-40)	37-175	143rd (100-32-11)	16-4
FRANK LEAHY (10-3-53)..... (Boston College 1939-40, Notre Dame 1941-53)	45-37	121st (100-13-8)	13-2
LOU LITTLE (9-26-42)..... (Georgetown 1924-29, Columbia 1930-56)	48-294	161st (100-49-12)	19-1
#SONNY LUBICK (10-12-2002)..... (Montana St. 1978-81, Colorado St. 1993—)	65-214	155th (100-55-0)	14-7
DICK MacPHERSON (10-28-89)..... (Massachusetts 1971-77, Syracuse 1981-90)	58-358	171st (100-68-3)	16-7
JOHNNY MAJORS (11-19-83)..... (Iowa St. 1968-72, Pittsburgh 1973-76, Tennessee 1977-92, Pitts- burgh 1993-96)	48-181	185th (100-81-4)	16-10
BILL MALLORY (9-14-85)..... (Miami [Ohio] 1969-73, Colorado 1974-78, Northern Ill. 1980-83, Indiana 1984-96)	50-107	164th (100-63-1)	16-1
#GLEN MASON (10-25-03)..... (Kent St. 1986-87; Kansas 1988-96; Minnesota 1997—)	53-199	204th (100-103-1)	18-9
BEN MARTIN (11-20-76)..... (Virginia 1956-57, Air Force 1958-77)	55-145	217th (100-108-9)	21-11
CHARLIE McCLENDON (11-2-74)..... (LSU 1962-79)	46-222	141st (100-35-6)	13-7
DAN McGUGIN (11-15-19)..... (Vanderbilt 1904-34)	40-78	132nd (100-25-7)	15-7
JOHN McKAY (1-1-73)..... (Southern California 1960-75)	49-209	139th (100-33-6)	13-12
TUSS McLAUGHRY (10-25-41)..... (Westminster [Pa.] 1916-18, 1921, Amherst 1922-25, Brown 1926- 40, Dartmouth 1941-42, 1945-54)	48-109	196th (100-86-10)	23-5
CHICK MEEHAN (9-28-35)..... (Syracuse 1920-24, New York U. 1925-31, Manhattan 1932-37)	42-23	146th (100-34-12)	16-2
DUTCH MEYER (9-29-51)..... (TCU 1934-52)	53-204	182nd (100-71-11)	18-2
CHUCK MILLS (9-15-84)..... (Pomona-Pitzer 1959-61, Indiana [Pa.] 1962-63, Merchant Marine 1964, Utah St. 1967-72, Wake Forest 1973-77, Southern Ore. St. 1980-88, Coast Guard 1997)	55-287	213th (100-109-4)	22-2
ODUS MITCHELL (11-25-61)..... (North Texas 1946-66)	59-116	167th (100-59-8)	16-10
AL MOLDE (10-11-86)..... (Sioux Falls 1971-72, Minn.-Morris 1973-79, Central Mo. St. 1980- 82, Eastern Ill. 1983-86, Western Mich. 1987-96)	42-330	162nd (100-56-6)	16-6
CHARLEY MORAN (9-27-30)..... (Texas A&M 1909-14, Centre 1919-23, Bucknell 1924-26, Catawba 1930-33)	52-217	131st (100-24-7)	15-1
JOE MORRISON (10-29-88)..... (Chattanooga 1973-79, New Mexico 1980-82, South Carolina 1983- 88)	51-69	176th (100-69-7)	16-8
RAY MORRISON (10-2-37)..... (Southern Methodist 1915-16, Vanderbilt 1918, Southern Methodist 1922-34, Vanderbilt 1935-39, Temple 1940-48, Austin College 1949-52)	52-216	177th (100-54-23)	19-2
BILL MURRAY (11-22-58)..... (Delaware 1940-42, 1946-50, Duke 1951-65)	50-74	149th (100-40-9)	16-10
JESS NEELY (10-19-46)..... (Rhodes 1924-27, Clemson 1931-39, Rice 1940-66)	48-288	190th (100-79-11)	20-4
DON NEHLEN (11-16-85)..... (Bowling Green 1968-76, West Virginia 1980-00)	48-319	162nd (100-57-5)	15-10
BOB NEYLAND (9-29-39)..... (Tennessee 1926-34, 1936-40, 1946-52)	47-224	120th (100-12-8)	13-1
BOB ODELL (9-24-77)..... (Bucknell 1958-64, Pennsylvania 1965-70, Williams 1971-86)	55-203	166th (100-64-2)	20-1
JORDAN OLIVAR (10-15-60)..... (Villanova 1943-48, Loyola Marymount 1949-51, Yale 1952-60)	45-258	159th (100-53-6)	18-4
TOM OSBORNE (9-24-83)..... (Nebraska 1973-97)	46-211	126th (100-24-2)	11-4
BENNIE OWEN (10-4-15)..... (Washburn 1900, Bethany [Kan.] 1901-04, Oklahoma 1905-26)	40-72	136th (100-28-8)	16-5
ARA PARSEGHIAN (11-26-66)..... (Miami [Ohio] 1951-55, Northwestern 1956-63, Notre Dame 1964-74)	43-189	147th (100-43-4)	16-10
#PAUL PASQUALONI (11-14-98)..... (Western Conn. St. 1982-86, Syracuse 1991—)	49-92	143rd (100-42-1)	13-9
#JOE PATERNO (11-6-76)..... (Penn St. 1966—)	49-320	122nd (100-21-1)	11-9
#MIKE PRICE (9-5-98)..... (Weber St. 1981-88, Washington St. 1989-02, UTEP 2004—)	52-152	193rd (100-93-0)	18-1
TOMMY PROTHRO (9-19-70)..... (Oregon St. 1955-64, UCLA 1965-70)	50-38	155th (100-50-5)	16-2

Coach (Date Reached Milestone) (Schools Coached and Years)	WHEN MILESTONE REACHED		
	Age in Yrs.-Days	Career Game (Record)	Career Yr.-Game
EDWARD ROBINSON (11-6-15) (Nebraska 1896-97, Brown 1898-1901, Maine 1902, Brown 1904-07, 1910-25)	41-344	165th (100-56-9)	17-7
#JOHN ROBINSON (10-4-97) (Southern California 1976-82, 93-97, UNLV 1999—)	62-71	136th (100-32-4)	12-4
KNUTE ROCKNE (11-1-30) (Notre Dame 1918-30)	42-242	117th (100-12-5)	13-5
DARRYL ROGERS (9-12-81) (Cal St. Hayward 1965, Fresno St. 1966-72, San Jose St. 1973-75, Michigan St. 1976-79, Arizona St. 1980-84)	47-106	176th (100-70-6)	17-1
BILL ROPER (10-8-27) (VMI 1903-04, Princeton 1906-08, Missouri 1909, Princeton 1910-11, Swarthmore 1915-16, Princeton 1919-30)	47-47	141st (100-26-15)	19-2
DARRELL ROYAL (10-7-67) (Mississippi St. 1954-55, Washington 1956, Texas 1957-76)	43-93	141st (100-38-3)	14-3
RED SANDERS (11-9-57) (Vanderbilt 1940-48, UCLA 1949-57)	52-216	144th (100-41-3)	15-8
PHILIP SARBOE (12-1-60) (Central Wash. 1941-42, Washington St. 1945-49, Humboldt St. 1951-65, Hawaii 1966)	48-233	160th (100-53-7)	17-11
BO SCHEMBECHLER (10-4-75) (Miami [Ohio] 1963-68, Michigan 1969-89)	46-33	130th (100-24-6)	13-4
FRANCIS SCHMIDT (11-5-32) (Tulsa 1919-21, Arkansas 1922-28, TCU 1929-33, Ohio St. 1934-40, Idaho 1941-42)	46-336	136th (100-27-9)	14-8
#HOWARD SCHNELLENBERGER (10-28-95) (Miami [Fla.] 1979-83, Louisville 1985-94, Oklahoma 1995, Fla. Atlantic 2001—)	61-226	177th (100-74-3)	16-8
BEN SCHWARTZWALDER (9-30-65) (Muhlenberg 1946-48, Syracuse 1949-73)	52-120	143rd (100-41-2)	16-2
CLARK SHAUGHNESSY (10-20-34) (Tulane 1915-20, 1922-26, Loyola [Ill.] 1927-32, Chicago 1933-39, Stanford 1940-41, Maryland 1942, Pittsburgh 1943-45, Maryland 1946, Hawaii 1965)	42-228	164th (100-50-14)	19-3
DICK SHERIDAN (10-6-90) (Furman 1978-85, North Carolina St. 1986-92)	49-58	147th (100-43-4)	13-6
JACKIE SHERRILL (10-8-88) (Washington St. 1976, Pittsburgh 1977-81, Texas A&M 1982-88, Mississippi St. 1991-03)	44-314	145th (100-43-2)	13-5
R.C. SLOCUM (10-30-99) (Texas A&M 1989-02)	54-357	132nd (100-30-2)	11-8
ANDY SMITH (11-10-23) (Pennsylvania 1909-12, Purdue 1913-15, California 1916-25)	40-71	140th (100-29-11)	15-8
CLIPPER SMITH (11-6-42) (Gonzaga 1925-28, Santa Clara 1929-35, Villanova 1936-42, San Francisco 1946, Lafayette 1949-51)	44-81	159th (100-47-12)	18-5
#JOHN L. SMITH (11-3-2001) (Idaho 1989-94; Utah St. 1995-97; Louisville 1998-02, Michigan St. 2003—)	52-363	153rd (100-53-0)	13-9
LARRY SMITH (11-10-90) (Tulane 1976-79, Arizona 1980-86, Southern California 1987-92, Missouri 1994-00)	51-59	170th (100-65-5)	15-10
CARL SNAVELY (9-30-44) (Bucknell 1927-33, North Carolina 1934-35, Cornell 1936-44, North Carolina 1945-52, Washington-St. Louis 1953-58)	50-60	152nd (100-40-12)	18-2
#BILL SNYDER (9-8-2001) (Kansas St. 1989—)	61-336	144th (100-43-1)	13-1
BRUCE SNYDER (9-13-97) (Utah St. 1976-82, California 1987-91, Arizona St. 1992-00)	57-183	192nd (100-86-6)	18-2
OSSIE SOLEM (10-24-42) (Luther 1920, Drake 1921-31, Iowa 1932-36, Syracuse 1937-45, Springfield 1946-57)	50-315	183rd (100-71-12)	23-5
STEVE SPURRIER (11-8-97) (Duke 1987-89, Florida 1990-01)	52-202	131st (100-29-2)	11-9
AMOS ALONZO STAGG (10-6-1900) (Springfield 1890-91, Chicago 1892-1932, Pacific 1933-46)	38-51	143rd (100-34-9)	11-6
DENNY STOLZ (9-14-85) (Alma 1965-70, Michigan St. 1973-75, Bowling Green 1977-85, San Diego St. 1986-88)	51-2	175th (100-73-2)	18-2
ABE STUBER (10-16-48) (Westminster [Mo.] 1929-31, Southeast Mo. St. 1932-44, 1946, Iowa St. 1947-52)	43-338	162nd (100-54-8)	19-5
JOCK SUTHERLAND (10-14-33) (Lafayette 1919-23, Pittsburgh 1924-38)	44-207	132nd (100-22-10)	15-4
JIM SWEENEY (9-8-84) (Montana St. 1963-67, Washington St. 1968-75, Fresno St. 1976-77, 1980-96)	55-7	206th (100-105-1)	20-2
BARRY SWITZER (9-24-83) (Oklahoma 1973-88)	45-353	122nd (100-18-4)	11-3
JIM TATUM (11-8-58) (North Carolina 1942, Oklahoma 1946, Maryland 1947-55, North Carolina 1956-58)	45-78	140th (100-33-7)	14-8
GRANT TEAFF (9-25-82) (McMurry 1960-65, Angelo St. 1969-71, Baylor 1972-92)	48-317	206th (100-101-5)	20-3
FRANK THOMAS (11-9-40) (Chattanooga 1925-28, Alabama 1931-42, 1944-46)	41-359	128th (100-21-7)	14-6

Coach (Date Reached Milestone) (Schools Coached and Years)	WHEN MILESTONE REACHED		
	Age in Yrs.-Days	Career Game (Record)	Career Yr.-Game
DICK TOMNEY (9-4-93) (Hawaii 1977-86, Arizona 1987-00)	55-76	182nd (100-75-7)	17-1
PIE VANN (10-6-62) (Southern Miss. 1949-68)	55-14	137th (100-36-1)	14-4
JOHNNY VAUGHT (11-28-59) (Mississippi 1947-73)	51-206	135th (100-29-6)	13-10
JIM WACKER (11-14-81) (Texas Lutheran 1971-75, North Dakota St. 1976-78, Texas St. 1979-82, TCU 1983-91, Minnesota 1992-96)	44-200	134th (100-33-1)	12-10
WALLACE WADE (10-3-36) (Alabama 1923-30, Duke 1931-41, 1946-50)	44-110	129th (100-24-5)	14-3
PAPPY WALDORF (10-27-45) (Oklahoma City 1925-27, Oklahoma St. 1929-33, Kansas St. 1934, Northwestern 1935-46, California 1947-56)	43-24	173rd (100-56-17)	20-5
POP WARNER (11-26-08) (Georgia 1895-96, Cornell 1897-98, Carlisle 1899-1903, Cornell 1904-06, Carlisle 1907-14, Pittsburgh 1915-23, Stanford 1924-32, Temple 1933-38)	37-235	145th (100-38-7)	14-11
GEORGE WELSH (10-14-89) (Navy 1973-81, Virginia 1982-00)	56-49	188th (100-85-3)	17-7
BUD WILKINSON (11-2-57) (Oklahoma 1947-63)	41-193	111th (100-8-3)	11-6
HENRY WILLIAMS (10-2-12) (Army 1891, Minnesota 1900-21)	43-98	122nd (100-13-9)	14-4
GEORGE WOODRUFF (11-11-1898) (Pennsylvania 1892-1901, Illinois 1903, Carlisle 1905)	35-261	109th (100-9-0)	8-11
WARREN WOODSON (9-27-52) (Conway 1935-40, Hardin-Simmons 1941-51, Arizona St. 1952-56, New Mexico St. 1958-67, Trinity [Tex.] 1972-73)	49-215	141st (100-32-9)	15-2
BILL YEOMAN (9-12-77) (Houston 1962-86)	49-260	161st (100-56-5)	16-1
FIELDING YOST (11-7-08) (Ohio Wesleyan 1897, Nebraska 1898, Kansas 1899, Stanford 1900, Michigan 1901-23, 1925-26)	37-191	114th (100-10-4)	12-6
JIM YOUNG (9-10-88) (Arizona 1973-76, Purdue 1977-81, Army 1983-90)	53-142	160th (100-58-2)	15-1
JOHN YOVICSIN (11-16-68) (Gettysburg 1952-56, Harvard 1957-70)	50-131	150th (100-45-5)	17-8
JOSEPH YUKICA (11-20-82) (New Hampshire 1966-67, Boston College 1968-77, Dartmouth 1978-86)	51-177	169th (100-68-1)	17-10
ROBERT ZUPPKE (11-12-32) (Illinois 1913-41)	53-102	152nd (100-44-8)	20-9

#Active coach.

200 VICTORIES

Coach (Date Reached Milestone)	WHEN MILESTONE REACHED		
	Age in Yrs.-Days	Career Game (Record)	Career Yr.-Game
Eddie Anderson (11-14-64)	64-1	342nd (200-127-15)	39-8
#Bobby Bowden (10-27-90)	60-353	279th (200-76-3)	25-7
Bear Bryant (9-10-71)	57-364	282nd (200-66-16)	27-1
Vince Dooley (11-26-88)	56-84	286th (200-76-10)	25-11
LaVell Edwards (9-24-94)	64-348	277th (200-74-3)	23-4
Hayden Fry (11-20-93)	64-265	361st (200-152-9)	32-11
Woody Hayes (11-2-74)	61-261	268th (200-60-8)	29-8
#Lou Holtz (9-9-95)	58-243	297th (200-90-7)	26-2
Jess Neely (9-26-64)	66-265	373rd (200-155-18)	38-1
Don Nehlen (11-11-00)	64-314	355th (200-127-8)	30-9
Tom Osborne (10-7-93)	56-224	249th (200-46-3)	21-5
#Joe Paterno (9-5-87)	60-258	246th (200-44-2)	22-1
Bo Schembechler (10-4-86)	57-33	262nd (200-55-7)	24-4
Jim Sweeney (11-2-96)	67-62	326th (200-158-4)	32-8
Amos Alonzo Stagg (10-11-19)	57-56	294th (200-74-20)	30-1
Pop Warner (9-24-21)	50-172	276th (200-62-14)	28-1
Warren Woodson (10-13-73)	70-231	307th (200-93-14)	31-6

#Active coach.

300 VICTORIES

Coach (Date Reached Milestone)	WHEN MILESTONE REACHED		
	Age in Yrs.-Days	Career Game (Record)	Career Yr.-Game
#Joe Paterno (9-12-98)	71-266	380th (300-77-3)	32-2
#Bobby Bowden (10-23-99)	69-349	389th (300-85-4)	34-8
Bear Bryant (10-3-80)	67-22	393rd (300-77-16)	36-4
Amos Alonzo Stagg (11-6-43)	81-82	507th (300-173-34)	54-7
Pop Warner (11-24-34)	63-233	415th (300-91-24)	41-8

#Active coach.

EDDIE ROBINSON A Coach For The Ages

Because Grambling is not a Division I-A member, most football historians agree that Grambling's Eddie Robinson not be listed in the major college coaches' section. But there is no denying that the Tigers' former head coach belongs in any mention of great collegiate coaches.

Robinson, who retired following the 1997 season, compiled one of the most impressive coaching legacies in collegiate history. He is one of only two college football coaches (see John Gagliardi below) with more than 400 victories (408) and he has coached in more games (588) than any other coach in the 134 years of college football.

Only the legendary Amos Alonzo Stagg had more years as a college head coach (57) than Robinson and Gagliardi (both 55). Robinson spent all 55 seasons at Grambling (he coached two years at Grambling High School).

Here is a breakdown of the milestone victories in his career:

Victory No.	(Date Reached Milestone)	Age in Yrs.-Days	Career Game (Record)	Career Yr.-Game
100th	(11-9-57)	38-270	146th (100-39-7)	15-6
200th	(10-16-71)	52-246	285th (200-74-11)	29-6
300th	(9-25-82)	63-225	411th (300-98-13)	40-3
400th	(10-7-95)	76-237	560th (400-145-15)	53-5

JOHN GAGLIARDI A Coach For The Ages

John Gagliardi is probably not as well known as Eddie Robinson, but his accomplishments are no less remarkable. Both coaches are known as great teachers, men whose lives touched many young college student-athletes and molded them into responsible adults.

Gagliardi became the winningest coach in college football history in 2003 by passing Robinson and ending the year with 414 career wins. His 55th season was exceptional, as his St. John's (Minnesota) squad went 14-0 and gave him his fourth national championship.

Fifty-one of Gagliardi's seasons have been at St. John's University in Collegeville, Minnesota. Gagliardi's biggest strength is his ability to relate to his players and get them to play hard even though they receive no scholarships based on athletics ability. In fact, his basic philosophy is boiled down to "Winning With Nos." That is:

- * No spring practices;
- * No scholarships;
- * No compulsory weightlifting program;
- * No calling him "coach" — players call him John;
- * No long practices — an hour and a half or less; and
- * No tackling in practice — players wear shorts or sweats.

Gagliardi began his remarkable career in 1949 at Carroll College (Montana), where he coached for four seasons before assuming the St. John's head position in 1953. He is now coaching in his seventh decade and seems fit enough to continue well into the new century. If he coaches through the 2005 season, he will tie the legendary Amos Alonzo Stagg in coaching longevity at 57 years.

His career includes 26 Minnesota Intercollegiate Athletic Conference titles and as mentioned, four national championships (1963, 1965, 1976 and 2003).

Here is a breakdown of the milestones in his career:

Victory No.	(Date Reached Milestone)	Age in Yrs.-Days	Career Game (Record)	Career Yr.-Game
100th	(10-9-65)	38-343	135th (100-32-3)	17-5
200th	(10-11-80)	53-345	274th (200-67-7)	32-5
300th	(10-16-93)	66-350	405th (300-95-10)	45-6
400th	(12-7-02)	76-38	524th (400-113-11)	54-13



Andres Alonzo/NCAA Photos

Legendary St. John's (Minnesota) head coach John Gagliardi congratulates senior Blake Elliott after the Johnnies beat Mount Union to capture the 2003 Division III championship.

Other Coaching Milestones

(Must have five years or 50 victories at a school that was classified as a major college at the time)

YOUNGEST COACHES TO REACH 100 VICTORIES

Coach	Age in Yrs.-Days
George Woodruff	35-261
Elmer Layden	37-175
Fielding Yost	37-191

Coach	Age in Yrs.-Days
Pop Warner.....	37-235
Amos Alonzo Stagg	38-51
Don Faurot.....	39-131
Matty Bell	39-256
Dana X. Bible	40-44
Andy Smith	40-71
Bennie Owen.....	40-72
Dan McGugin.....	40-78
Hugo Bezdek.....	40-120
Terry Bowden.....	40-280

YOUNGEST COACHES TO REACH 200 VICTORIES

Coach	Age in Yrs.-Days
Pop Warner.....	50-172
Vince Dooley.....	56-84
Tom Osborne.....	56-224
Bo Schembechler.....	57-33
Amos Alonzo Stagg.....	57-56
Bear Bryant.....	57-364
*Lou Holtz.....	58-243

*Active coach.

YOUNGEST COACHES TO REACH 300 VICTORIES

Coach	Age in Yrs.-Days
Pop Warner.....	63-233
Bear Bryant.....	67-22
*Bobby Bowden.....	69-349
*Joe Paterno.....	71-266
Amos Alonzo Stagg.....	81-82

*Active coach.

FEWEST GAMES TO REACH 100 VICTORIES

Coach	Career Game (Record at Time)
Gil Dobie.....	108 (100-5-3)
George Woodruff.....	109 (100-9-0)
Bud Wilkinson.....	111 (100-8-3)
Fielding Yost.....	114 (100-10-4)
Knute Rockne.....	117 (100-12-5)
Bob Neyland.....	120 (100-12-8)
Frank Leahy.....	121 (100-13-8)
*Joe Paterno.....	122 (100-21-1)
Barry Switzer.....	122 (100-18-4)
Henry Williams.....	122 (100-13-9)
*Phillip Fulmer.....	123 (100-23-0)
Fred Folsom.....	126 (100-20-6)
Gus Henderson.....	126 (100-23-3)
Tom Osborne.....	126 (100-24-2)
Frank Thomas.....	128 (100-21-7)
Wallace Wade.....	129 (100-24-5)
Bo Schembechler.....	130 (100-24-6)
Bobby Dodd.....	131 (100-28-3)
Steve Spurrier.....	131 (100-29-2)
Frank Kush.....	131 (100-30-1)
Charley Moran.....	131 (100-24-7)
Dan McGugin.....	132 (100-25-7)
R.C. Slocum.....	132 (100-30-2)
Jock Sutherland.....	132 (100-22-10)
Bob Devaney.....	133 (100-28-5)
Red Blaik.....	134 (100-25-9)
Jim Wacker.....	134 (100-33-1)
Tony Knap.....	135 (100-33-2)
Johnny Vaught.....	135 (100-29-6)
Morley Jennings.....	136 (100-33-3)
Bennie Owen.....	136 (100-28-8)
*John Robinson.....	136 (100-32-4)
Francis Schmidt.....	136 (100-27-9)
Dennis Erickson.....	137 (100-36-1)
Pie Vann.....	137 (100-36-1)
Frank Broyles.....	138 (100-36-2)
Carmen Cozza.....	138 (100-35-3)
Fritz Crisler.....	138 (100-30-8)
LaVell Edwards.....	138 (100-37-1)
Dan Devine.....	139 (100-31-8)
Danny Ford.....	139 (100-34-5)
John McKay.....	139 (100-33-6)

*Active coach.

FEWEST GAMES TO REACH 200 VICTORIES

Coach	Career Game (Record at Time)
*Joe Paterno.....	246 (200-44-2)
Tom Osborne.....	249 (200-46-3)
Bo Schembechler.....	262 (200-55-7)
Woody Hayes.....	268 (200-60-8)
Pop Warner.....	276 (200-62-14)
LaVell Edwards.....	277 (200-74-3)
*Bobby Bowden.....	279 (200-76-3)
Bear Bryant.....	282 (200-66-16)
Vince Dooley.....	286 (200-76-10)
Amos Alonzo Stagg.....	294 (200-74-20)

*Active coach.

FEWEST GAMES TO REACH 300 VICTORIES

Coach	Career Game (Record at Time)
*Joe Paterno.....	380 (300-77-3)
*Bobby Bowden.....	389 (300-85-4)
Bear Bryant.....	393 (300-77-16)
Pop Warner.....	415 (300-91-24)
Amos Alonzo Stagg.....	507 (300-173-34)

*Active coach.

All-Time Division I Coaching Longevity Records

(Minimum 10 Head-Coaching Seasons in Division I; Bowl Games Included)

MOST GAMES

Games	Coach, School(s) and Years
548	Amos Alonzo Stagg, Springfield 1890-91, Chicago 1892-1932, Pacific 1933-46
457	Pop Warner, Georgia 1895-96, Cornell 1897-98 and 1904-06, Carlisle 1899-1903 and 1907-14, Pittsburgh 1915-23, Stanford 1924-32, Temple 1933-38
451	*Joe Paterno, Penn St. 1966-03
445	*Bobby Bowden, Samford 1959-62, West Virginia 1970-75, Florida St. 1976-03
425	Bear Bryant, Maryland 1945, Kentucky 1946-53, Texas A&M 1954-57, Alabama 1958-82
420	Hayden Fry, Southern Methodist 1962-72, North Texas 1973-78, Iowa 1979-98
402	Jess Neely, Rhodes 1924-27, Clemson 1931-39, Rice 1940-66
377	*Lou Holtz, William & Mary 1969-71, North Carolina St. 1972-75, Arkansas 1977-83, Minnesota 1984-85, Notre Dame 1986-96, South Carolina 1999-03
368	Jim Sweeney, Montana St. 1963-67, Washington St. 1968-75, Fresno St. 1976-77 and 1980-96
361	LaVell Edwards, Brigham Young 1972-00
344	Eddie Anderson, Loras 1922-24, DePaul 1925-31, Holy Cross 1933-38 and 1950-64, Iowa 1939-42 and 1946-49
338	Don Nehlen, Bowling Green 1968-76, West Virginia 1980-00
332	Johnny Majors, Iowa St. 1968-72, Pittsburgh 1973-76 and 1993-96, Tennessee 1977-92
329	Grant Teaff, McMurry 1960-65, Angelo St. 1969-71, Baylor 1972-92
325	George Welsh, Navy 1973-81, Virginia 1982-00
320	Woody Hayes, Denison 1946-48, Miami (Ohio) 1949-50, Ohio St. 1951-78
318	Ray Morrison, Southern Methodist 1915-16 and 1922-34, Vanderbilt 1918 and 1935-39, Temple 1940-48, Austin 1949-52
312	Warren Woodson, Central Ark. 1935-39, Hardin-Simmons 1941-42 and 1946-51, Arizona 1952-56, New Mexico St. 1958-67, Trinity (Tex.) 1972-73
309	Jerry Claiborne, Virginia Tech 1961-70, Maryland 1972-81, Kentucky 1982-89
307	Tom Osborne, Nebraska 1973-97
307	Bo Schembechler, Miami (Ohio) 1963-68, Michigan 1969-89
304	Jackie Sherrill, Washington St. 1976, Pittsburgh 1977-81, Texas A&M 1982-88, Mississippi St. 1991-03
301	Bill Mallory, Miami (Ohio) 1969-73, Colorado 1974-78, Northern Ill. 1980-83, Indiana 1984-96
299	Ossie Solem, Luther 1920, Drake 1921-31, Iowa 1932-36, Syracuse 1937-42 and 1944-45, Springfield 1946-57
296	Tuss McLaughry, Westminster (Pa.) 1916, 1918 and 1921, Amherst 1922-25, Brown 1926-40, Dartmouth 1941-54
296	Pappy Waldorf, Oklahoma City 1925-27, Oklahoma St. 1929-33, Kansas St. 1934, Northwestern 1935-46, California 1947-56
295	Frank Howard, Clemson 1940-69
293	Dana X. Bible, Mississippi Col. 1913-15, LSU 1916, Texas A&M 1917 and 1919-28, Nebraska 1929-36, Texas 1937-46
293	Bill Dooley, North Carolina 1967-77, Virginia Tech 1978-86, Wake Forest 1987-92
293	Jim Wacker, Texas Lutheran 1971-75, North Dakota St. 1976-78, Texas St. 1979-82, TCU 1983-91, Minnesota 1992-95
292	Lou Little, Georgetown 1924-29, Columbia 1930-56
292	Carl Snavely, Bucknell 1927-33, North Carolina 1934-35 and 1945-52, Cornell 1936-44, Washington-St. Louis 1953-58
290	*Ken Hatfield, Air Force 1979-83, Arkansas 1984-89, Clemson 1990-93, Rice 1994-03
288	Vince Dooley, Georgia 1964-88
287	Bob Blackman, Denver 1953-54, Dartmouth 1955-70, Illinois 1971-76, Cornell 1977-82
282	John Cooper, Tulsa 1977-84, Arizona St. 1985-87, Ohio St. 1988-00
282	Clark Shaughnessy, Tulane 1915-20 and 1922-26, Loyola (Ill.) 1927-32, Chicago 1933-39, Stanford 1940-41, Maryland 1942 and 1946, Pittsburgh 1943-45, Hawaii 1965
279	Howard Jones, Syracuse 1908, Yale 1909 and 1913, Ohio St. 1910, Iowa 1916-23, Duke 1924, Southern California 1925-40

Games Coach, School(s) and Years

277	Ben Schwartzwalder, Muhlenberg 1946-48, Syracuse 1949-73
276	Larry Smith, Tulane 1976-79, Arizona 1980-86, Southern California 1987-92, Missouri 1994-00
276	Bill Yeoman, Houston 1962-86
275	Dick Tomey, Hawaii 1977-86, Arizona 1986-00
272	John Heisman, Oberlin 1892 and 1894, Akron 1893, Auburn 1895-99, Clemson 1900-03, Georgia Tech 1904-19, Pennsylvania 1920-22, Wash. & Jeff. 1923, Rice 1924-27
271	Dan McGugin, Vanderbilt 1904-17 and 1919-34
271	Chuck Mills, Pomona-Pitzer 1959-61, Indiana (Pa.) 1962-63, Merchant Marine 1964, Utah St. 1967-72, Wake Forest 1973-77, Southern Ore. St. 1980-88, Coast Guard 1997
269	Don Faurot, Truman 1926-34, Missouri 1935-42 and 1946-56
267	* Frank Beamer, Murray St. 1981-86, Virginia Tech 1987-03
265	Shug Jordan, Auburn 1951-75
263	John Vaught, Mississippi 1947-70 and 1973
260	Jack Curtice, West Tex. A&M 1940-41, UTEP 1946-49, Utah 1950-57, Stanford 1958-61, UC Santa Barb. 1962-69
260	Frank Dobson, Georgia 1909, Clemson 1910-12, Richmond 1913-17 and 1919-33, South Carolina 1918, Maryland 1935-39

* Active coach.

MOST YEARS**Years Coach, School(s) and Years**

57	Amos Alonzo Stagg, Springfield 1890-91, Chicago 1892-1932, Pacific 1933-46
44	Pop Warner, Georgia 1895-96, Cornell 1897-98 and 1904-06, Carlisle 1899-1903 and 1907-14, Pittsburgh 1915-23, Stanford 1924-32, Temple 1933-38
40	Jess Neely, Rhodes 1924-27, Clemson 1931-39, Rice 1940-66
39	Eddie Anderson, Loras 1922-24, DePaul 1925-31, Holy Cross 1933-38 and 1950-54, Iowa 1939-42 and 1946-49
38	* Bobby Bowden, Samford 1959-62, West Virginia 1970-75, Florida St. 1976-03
38	Bear Bryant, Maryland 1945, Kentucky 1946-53, Texas A&M 1954-57, Alabama 1958-82
38	* Joe Paterno, Penn St. 1966-03
37	Hayden Fry, Southern Methodist 1962-72, North Texas 1973-78, Iowa 1979-98
37	Ossie Solem, Luther 1920, Drake 1921-31, Iowa 1932-36, Syracuse 1937-45, Springfield 1946-57
36	John Heisman, Oberlin 1892 and 1894, Akron 1893, Auburn 1895-99, Clemson 1900-03, Georgia Tech 1904-19, Pennsylvania 1920-22, Wash. & Jeff. 1923, Rice 1924-27
34	Tuss McLaughry, Westminster (Pa.) 1916, 1918 and 1921, Amherst 1922-25, Brown 1926-40, Dartmouth 1941-54
34	Ray Morrison, Southern Methodist 1915-16 and 1922-34, Vanderbilt 1918 and 1935-39, Temple 1940-48, Austin 1949-52
33	Dana X. Bible, Mississippi Col. 1913-15, LSU 1916, Texas A&M 1917 and 1919-28, Nebraska 1929-36, Texas 1937-46
33	Gil Dobie, North Dakota St. 1906-07, Washington 1908-16, Navy 1917-19, Cornell 1920-35, Boston College 1936-38
33	Woody Hayes, Denison 1946-48, Miami (Ohio) 1949-50, Ohio St. 1951-78
33	Lou Little, Georgetown 1924-29, Columbia 1930-56
32	* Lou Holtz, William & Mary 1969-71, North Carolina St. 1972-75, Arkansas 1977-83, Minnesota 1984-85, Notre Dame 1986-96, South Carolina 1999-03
32	Clark Shaughnessy, Tulane 1915-20 and 1922-26, Loyola (Ill.) 1927-32, Chicago 1933-39, Stanford 1940-41, Maryland 1942 and 1946, Pittsburgh 1943-45, Hawaii 1965
32	Carl Snavely, Bucknell 1927-33, North Carolina 1934-35 and 1945-52, Cornell 1936-44, Washington-St. Louis 1953-58
32	William Spaulding, Western Mich. 1907-21, Minnesota 1922-24, UCLA 1925-38
32	Jim Sweeney, Montana St. 1963-67, Washington St. 1968-75, Fresno St. 1976-77 and 1980-96
31	Pappy Waldorf, Oklahoma City 1925-27, Oklahoma St. 1929-33, Kansas St. 1934, Northwestern 1935-46, California 1947-56
31	Warren Woodson, Central Ark. 1935-39, Hardin-Simmons 1941-42 and 1946-51, Arizona 1952-56, New Mexico St. 1958-67, Trinity (Tex.) 1972-73
30	Bob Blackman, Denver 1953-54, Dartmouth 1955-70, Illinois 1971-76, Cornell 1977-82
30	Frank Dobson, Georgia 1909, Clemson 1910-12, Richmond 1913-17 and 1919-33, South Carolina 1918, Maryland 1935-39
30	Harvey Harman, Haverford 1922-29, Sewanee 1930, Pennsylvania 1931-37, Rutgers 1938-55
30	Frank Howard, Clemson 1940-69
30	Dan McGugin, Vanderbilt 1904-17 and 1919-34
30	Grant Teaff, McMurry 1960-65, Angelo St. 1969-71, Baylor 1972-92

* Active coach.

MOST SCHOOLS**(Must Have Coached at Least One Division I or Major-College Team)****Schools Coach, Schools and Years**

8	John Heisman, Oberlin 1892 and 1894, Akron 1893, Auburn 1895-99, Clemson 1900-03, Georgia Tech 1904-19, Pennsylvania 1920-22, Wash. & Jeff. 1923, Rice 1924-27
8	Lou Saban, Case Reserve 1950-52, Northwestern 1955, Western Ill. 1957-59, Maryland 1966, Miami (Fla.) 1977-78, Army 1979, UCF 1983-84, Chowan 2001-02
7	* Dennis Franchione, Southwestern (Kan.) 1981-82, Pittsburg St. 1985-89, Texas St. 1990-91, New Mexico 1992-97, TCU 1998-00, Alabama 2001-02, Texas A&M 2003
7	Chuck Mills, Pomona-Pitzer 1959-61, Indiana (Pa.) 1962-63, Merchant Marine 1964, Utah St. 1967-72, Wake Forest 1973-77, Southern Ore. St. 1980-88, Coast Guard 1997
7	Darrell Mudra, Adams St. 1959-62, North Dakota St. 1963-65, Arizona 1967-68, Western Ill. 1969-73, Florida St. 1974-75, Eastern Ill. 1978-82, Northern Iowa 1983-87
7	Clark Shaughnessy, Tulane 1915-20 and 1922-26, Loyola (Ill.) 1927-32, Chicago 1933-39, Stanford 1940-41, Maryland 1942 and 1946, Pittsburgh 1943-45, Hawaii 1965
7	Clarence Spears, Dartmouth 1917-20, West Virginia 1921-24, Minnesota 1925-29, Oregon 1930-31, Wisconsin 1932-35, Toledo 1936-42, Maryland 1943-44
6	* Lou Holtz, William & Mary 1969-71, North Carolina St. 1972-75, Arkansas 1977-83, Minnesota 1984-85, Notre Dame 1986-96, South Carolina 1999-03
6	Howard Jones, Syracuse 1908, Yale 1909 and 1913, Ohio St. 1910, Iowa 1916-23, Duke 1924, Southern California 1925-40
6	Pop Warner, Georgia 1895-96, Cornell 1897-98 and 1904-06, Carlisle 1899-1903 and 1907-14, Pittsburgh 1915-23, Stanford 1924-32, Temple 1933-38
5	Matty Bell, Haskell 1920-21, Carroll (Wis.) 1922, TCU 1923-28, Texas A&M 1929-33, Southern Methodist 1935-41 and 1945-49
5	Dana X. Bible, Mississippi Col. 1913-15, LSU 1916, Texas A&M 1917 and 1919-28, Nebraska 1929-36, Texas 1937-46
5	* Watson Brown, Austin Peay 1979-80, Cincinnati 1983, Rice 1984-85, Vanderbilt 1986-90, UAB 1995-03
5	Earle Bruce, Tampa 1972, Iowa St. 1973-78, Ohio St. 1979-87, Northern Iowa 1988, Colorado St. 1989-92
5	Frank Cavanaugh, Cincinnati 1898, Holy Cross 1903-05, Dartmouth 1911-16, Boston College 1919-26, Fordham 1927-32
5	Jack Curtice, West Tex. A&M 1940-41, UTEP 1946-49, Utah 1950-57, Stanford 1958-61, UC Santa Barb. 1962-69
5	Dudley DeGroot, UC Santa Barb. 1926-28, San Jose St. 1932-39, Rochester 1940-43, West Virginia 1948-49, New Mexico 1950-52
5	Gil Dobie, North Dakota St. 1906-07, Washington 1908-16, Navy 1917-19, Cornell 1920-35, Boston College 1936-38
5	Frank Dobson, Georgia 1909, Clemson 1910-12, Richmond 1913-17 and 1919-33, South Carolina 1918, Maryland 1935-39
5	Ed Doherty, Arizona St. 1947-50, Rhode Island 1951, Arizona 1957-58, Xavier (Ohio) 1959-61, Holy Cross 1971-75
5	Red Drew, Trinity (Conn.) 1921-23, Birmingham So. 1924-27, Chattanooga 1929-30, Mississippi 1946, Alabama 1947-54
5	Dennis Erickson, Idaho 1982-85, Wyoming 1986, Washington St. 1987-88, Miami (Fla.) 1989-94, Oregon St. 1999-02
5	Stuart Holcomb, Findlay 1932-35, Muskingum 1936-40, Wash. & Jeff. 1941, Miami (Ohio) 1942-43, Purdue 1947-55
5	Al Molde, Sioux Falls 1971-72, Minn.-Morris 1973-79, Central Mo. St. 1980-82, Eastern Ill. 1983-86, Western Mich. 1987-96
5	Darryl Rogers, Cal St. Hayward 1965, Fresno St. 1966-72, San Jose St. 1973-75, Michigan St. 1976-79, Arizona St. 1980-84
5	John Rowland, Henderson St. 1925-30, Ouachita Baptist 1931, Citadel 1940-42, Oklahoma City 1946-47, George Washington 1948-51
5	Francis Schmidt, Tulsa 1919-21, Arkansas 1922-28, TCU 1929-33, Ohio St. 1934-40, Idaho 1941-42
5	Clipper Smith, Gonzaga 1925-28, Santa Clara 1929-35, Villanova 1936-42, San Francisco 1946, Lafayette 1949-51
5	Ossie Solem, Luther 1920, Drake 1921-31, Iowa 1932-36, Syracuse 1937-45, Springfield 1946-57
5	Skip Stahley, Delaware 1934, Brown 1941-43, George Washington 1946-47, Toledo 1948-49, Idaho 1954-60
5	Jim Wacker, Texas Lutheran 1971-75, North Dakota St. 1976-78, Texas St. 1979-82, TCU 1983-91, Minnesota 1992-96
5	Pappy Waldorf, Oklahoma City 1925-27, Oklahoma St. 1929-33, Kansas St. 1934, Northwestern 1935-46, California 1947-56
5	Warren Woodson, Central Ark. 1935-39, Hardin-Simmons 1941-42, Arizona 1952-56, New Mexico St. 1958-67, Trinity (Tex.) 1972-73
5	Fielding Yost, Ohio Wesleyan 1897, Nebraska 1898, Kansas 1899, Stanford 1900, Michigan 1901-23 and 1925-26
4	Eddie Anderson, Loras 1922-24, DePaul 1925-31, Holy Cross 1933-38 and 1950-64, Iowa 1939-42 and 1946-49
4	Charles Bachman, Northwestern 1919, Kansas St. 1920-27, Florida 1928-32, Michigan St. 1933-42 and 1944-46
4	Jerry Berndt, DePauw 1979-80, Pennsylvania 1981-85, Rice 1986-88, Temple 1989-92

Schools	Coach, Schools and Years
4	Bob Blackman, Denver 1953-54, Dartmouth 1955-70, Illinois 1971-76, Cornell 1977-82
4	*Mack Brown, Appalachian St. 1983, Tulane 1985-87, North Carolina 1988-97, Texas 1998-03
4	Bear Bryant, Maryland 1945, Kentucky 1946-53, Texas A&M 1954-57, Alabama 1958-82
4	Pete Elliott, Nebraska 1956, California 1957-59, Illinois 1960-66, Miami (Fla.) 1973-74
4	Wesley Fesler, Wesleyan (Conn.) 1941-42, Pittsburgh 1946, Ohio St. 1947-50, Minnesota 1951-53
4	Mike Gottfried, Murray St. 1978-80, Cincinnati 1981-82, Kansas 1983-85, Pittsburgh 1986-89
4	Harvey Harman, Haverford 1922-29, Sewanee 1930, Pennsylvania 1931-37, Rutgers 1938-55
4	*Ken Hatfield, Air Force 1979-83, Arkansas 1984-89, Clemson 1990-93, Rice 1994-03
4	*John Mackovic, Wake Forest 1978-80, Illinois 1988-91, Texas 1992-97, Arizona 2001-02
4	Bill Mallory, Miami (Ohio) 1969-73, Colorado 1974-78, Northern Ill. 1980-83, Indiana 1984-96
4	Tuss McLaughry, Westminster (Pa.) 1916, 1918 and 1921, Amherst 1922-25, Brown 1926-40, Dartmouth 1941-54
4	Joe McMullen, Stetson 1950-51, Wash. & Jeff. 1952-53, Akron 1954-60, San Jose St. 1969-70
4	Bill Meek, Kansas St. 1951-54, Houston 1955-56, Southern Methodist 1957-61, Utah 1968-73
4	Charley Moran, Texas A&M 1909-14, Centre 1919-23, Bucknell 1924-26, Catawba 1930-31
4	Ray Morrison, Southern Methodist 1915-16 and 1922-34, Vanderbilt 1918 and 1935-39, Temple 1940-48, Austin 1949-52
4	Frank Navarro, Williams 1963-67, Columbia 1968-73, Wabash 1974-77, Princeton 1978-84
4	John Pont, Miami (Ohio) 1956-62, Yale 1963-64, Indiana 1965-72, Northwestern 1973-77
4	Bill Roper, VMI 1903-04, Princeton 1906-08, 1910-11 and 1919-30, Missouri 1909, Swarthmore 1915-16
4	Philip Sarboe, Central Wash. 1941-42, Washington St. 1945-49, Humboldt St. 1951-65, Hawaii 1966
4	George Sauer, New Hampshire 1937-41, Kansas 1946-47, Navy 1948-49, Baylor 1950-55
4	Jackie Sherrill, Washington St. 1976, Pittsburgh 1977-81, Texas A&M 1982-88, Mississippi St. 1991-02
4	Steve Sloan, Vanderbilt 1973-74, Texas Tech 1975-77, Mississippi 1978-82, Duke 1983-86
4	*John L. Smith, Idaho 1989-94, Utah St. 1995-97, Louisville 1998-02, Michigan St. 2003
4	Larry Smith, Tulane 1976-79, Arizona 1980-86, Southern California 1987-92, Missouri 1994-00
4	Carl Snaveley, Bucknell 1927-33, North Carolina 1934-35 and 1945-52, Cornell 1936-44, Washington-St. Louis 1953-58
4	Denny Stolz, Alma 1965-70, Michigan St. 1973-75, Bowling Green 1977-85, San Diego St. 1986-88

*Active coach.

MOST YEARS COACHED AT ONE COLLEGE
(Minimum 15 Years)

Coach, College (Years)	Years	School W-L-T	Overall W-L-T
Amos Alonzo Stagg, Chicago (1892-1932).....	41	244-111-27	314-199-35
*Joe Paterno, Penn St. (1966-03).....	38 #	339-109-3	339-109-3
Frank Howard, Clemson (1940-69).....	30 #	165-118-12	165-118-12
Dan McGugin, Vanderbilt (1904-17, 1919-34).....	30 #	197-55-19	197-55-19
LaVell Edwards, Brigham Young (1972-00).....	29 #	257-101-3	257-101-3
Robert Zuppke, Illinois (1913-41).....	29 #	131-81-13	131-81-13
*Bobby Bowden, Florida St. (1976-03).....	28	269-67-4	342-99-4
Woody Hayes, Ohio St. (1951-78).....	28	205-61-10	238-72-10
Lou Little, Columbia (1930-56).....	27	110-116-10	151-128-13
Jess Neely, Rice (1940-66).....	27	144-124-10	207-176-19
William Alexander, Georgia Tech (1920-44).....	25 #	134-95-15	134-95-15
Ike Armstrong, Utah (1925-49).....	25 #	140-55-15	140-55-15
Bear Bryant, Alabama (1958-82).....	25	232-46-9	323-85-17
Vince Dooley, Georgia (1964-88).....	25 #	201-77-10	201-77-10
Ralph Jordan, Auburn (1951-75).....	25 #	176-83-6	176-83-6
Tom Osborne, Nebraska (1973-97).....	25 #	255-49-3	255-49-3
Ben Schwartzwalder, Syracuse (1949-73).....	25	153-91-3	178-96-3
John Vaught, Mississippi (1947-70, 1973).....	25 #	190-61-12	190-61-12
Bill Yeoman, Houston (1962-86).....	25 #	160-108-8	160-108-8
Fielding Yost, Michigan (1901-23, 1925-26).....	25	165-29-10	196-36-12
Edward Robinson, Brown (1898-1901, 1904-07, 1910-25).....	24	140-82-12	157-88-13
Frank Camp, Louisville (1946-68).....	23 #	118-96-2	118-96-2
Wally Butts, Georgia (1939-60).....	22 #	140-86-9	140-86-9
Bobby Dodd, Georgia Tech (1945-66).....	22 #	165-64-8	165-64-8
Frank Kush, Arizona St. (1958-79).....	22 #	176-54-1	176-54-1
Bennie Owen, Oklahoma (1905-26).....	22	122-54-16	155-60-19
Henry Williams, Minnesota (1900-21).....	22	140-33-11	141-34-12

Coach, College (Years)	Years	School W-L-T	Overall W-L-T
Eddie Anderson, Holy Cross (1933-38, 1950-64) ..	21	129-67-8	201-128-15
Don Nehlen, West Virginia (1980-00).....	21	149-93-4	202-128-8
Bob Neyland, Tennessee (1926-34, 1936-40, 1946-52).....	21 #	173-31-12	173-31-12
Bo Schembechler, Michigan (1969-89).....	21	194-48-5	234-65-8
Grant Teaff, Baylor (1972-92).....	21	128-105-6	170-151-8
*Fisher DeBerry, Air Force (1984-03).....	20 #	156-88-1	156-88-1
Terry Donahue, UCLA (1976-95).....	20 #	151-74-8	151-74-8
Hayden Fry, Iowa (1979-98).....	20	143-89-6	232-178-10
Bill Hess, Ohio (1958-77).....	20 #	107-92-4	107-92-4
Ben Martin, Air Force (1958-77).....	20	96-103-9	102-116-10
Darrell Royal, Texas (1957-76).....	20	167-47-5	184-60-5
Pie Vann, Southern Miss. (1949-68).....	20 #	139-59-2	139-59-2
Chris Ault, Nevada (1976-92, 1994-95).....	19 #	163-63-1	163-63-1
Frank Broyles, Arkansas (1958-76).....	19	144-58-5	149-62-6
Robert Higgins, Penn St. (1930-48).....	19	91-57-10	123-79-18
Jim Sweeney, Fresno St. (1976-77, 1980-96).....	19	143-75-3	200-154-4
George Welsh, Virginia (1982-00).....	19	134-86-3	189-132-4
Red Blaik, Army (1941-58).....	18	121-33-10	166-48-14
Rich Brooks, Oregon (1977-94).....	18 #	91-109-4	91-109-4
Ray Eliot, Illinois (1942-59).....	18	83-73-11	102-82-13
Don James, Washington (1975-92).....	18	151-59-2	176-78-3
Charlie McClendon, LSU (1962-79).....	18 #	137-59-7	137-59-7
Jim Owens, Washington (1957-74).....	18 #	99-82-6	99-82-6
Murray Warmath, Minnesota (1954-71).....	18	87-78-7	97-84-10
*Frank Beamer, Virginia Tech (1987-03).....	17	125-74-2	167-97-4
Earle Edwards, North Carolina St. (1954-70).....	17 #	77-88-8	77-88-8
Johnny Majors, Tennessee (1977-92).....	17	120-69-8	185-137-10
Bud Wilkinson, Oklahoma (1947-63).....	17 #	145-29-4	145-29-4
Bob Blackman, Dartmouth (1955-70).....	16	104-37-3	168-112-7
Len Casanova, Oregon (1951-66).....	16	82-73-8	104-94-11
Herb Deromedi, Central Mich. (1978-93).....	16 #	110-55-10	110-55-10
Gil Dobie, Cornell (1920-35).....	16	82-36-7	180-45-15
Rip Engle, Penn St. (1950-65).....	16	104-48-4	132-68-8
Andy Gustafson, Miami (Fla.) (1948-63).....	16	93-65-3	115-78-4
John Heisman, Georgia Tech (1904-19).....	16	102-29-6	185-70-17
Howard Jones, Southern California (1925-40).....	16	121-36-13	194-64-21
John McKay, Southern California (1960-75).....	16 #	127-40-8	127-40-8
Barry Switzer, Oklahoma (1973-88).....	16 #	157-29-4	157-29-4
Wallace Wade, Duke (1931-41, 1946-50).....	16	110-36-7	171-49-10
*Bill Snyder, Kansas St. (1989-03).....	15 #	127-55-1	127-55-1
Rex Enright, South Carolina (1938-42, 1946-55) ...	15 #	64-69-7	64-69-7
Morley Jennings, Baylor (1926-40).....	15	83-60-6	153-75-18
Ray Morrison, Southern Methodist (1915-16, 1922-34).....	15	84-44-22	155-130-33
Bill Murray, Duke (1951-65).....	15	83-51-9	142-67-11
Jock Sutherland, Pittsburgh (1924-38).....	15	111-20-12	144-28-14
Frank Thomas, Alabama (1931-42, 1944-46).....	15	115-24-7	141-33-9

*Active coach. #Never coached at any other college.

Active Coaching Longevity Records

(Minimum Five Years as a Division I-A Head Coach; Includes Bowl Games)

MOST GAMES

Games	Coach, School(s) and Years
451	Joe Paterno, Penn St., 1966-03
445	Bobby Bowden, Samford 1959-62, West Virginia 1970-75, Florida St. 1976-03
377	Lou Holtz, William & Mary 1969-71, North Carolina St. 1972-75, Arkansas 1977-83, Minnesota 1984-85, Notre Dame 1986-96, South Carolina 1999-03
290	Ken Hatfield, Air Force 1979-83, Arkansas 1984-89, Clemson 1990-93, Rice 1994-03
268	Frank Beamer, Murray St. 1981-86, Virginia Tech 1987-03

MOST YEARS

Years	Coach, School(s) and Years
38	Bobby Bowden, Samford 1959-62, West Virginia 1970-75, Florida St. 1976-03
38	Joe Paterno, Penn St. 1966-03
32	Lou Holtz, William & Mary 1969-71, North Carolina St. 1972-75, Arkansas 1977-83, Minnesota 1984-85, Notre Dame 1986-96, South Carolina 1999-03
25	Ken Hatfield, Air Force 1979-83, Arkansas 1984-89, Clemson 1990-93, Rice 1994-03
23	Frank Beamer, Murray St. 1981-86, Virginia Tech 1987-03
21	Dennis Franchione, Southwestern (Kan.) 1981-82, Pittsburg St. 1985-89, Texas St. 1990-91, New Mexico 1992-97, TCU 1998-00, Alabama 2001-02, Texas A&M 2003

MOST YEARS AT CURRENT SCHOOL

Years	Coach, School and Years
38	Joe Paterno, Penn St. 1966-03
28	Bobby Bowden, Florida St. 1976-03
20	Fisher DeBerry, Air Force 1984-03

MOST SCHOOLS

Schools	Coach, Schools and Years
7	Dennis Franchione, Southwestern (Kan.) 1981-82, Pittsburg St. 1985-89, Texas St. 1990-91, New Mexico 1992-97, TCU 1998-00, Alabama 2001-02, Texas A&M 2003

Schools Coach, Schools and Years

6	Lou Holtz, William & Mary 1969-71, North Carolina St. 1972-75, Arkansas 1977-83, Minnesota 1984-85, Notre Dame 1986-96, South Carolina 1999-03
5	Watson Brown, Austin Peay 1979-80, Cincinnati 1983, Rice 1984-85, Vanderbilt 1986-90, UAB 1995-03
4	Mack Brown, Appalachian St. 1983, Tulane 1985-87, North Carolina 1988-97, Texas 1998-03
4	Ken Hatfield, Air Force 1979-83, Arkansas 1984-89, Clemson 1990-93, Rice 1994-03

Major-College Brother vs. Brother Coaching Matchups

(Thanks to Tex Noel of Bedford, Indiana)
(Each brother's victories in parentheses)

Mack Brown, Tulane (2), vs. Watson, Vanderbilt (0), 1986-87
 Vince Dooley, Georgia (1), vs. Bill, North Carolina (0), 1971 Gator Bowl
 Bump Elliott, Michigan (6), vs. Pete, Illinois (1), 1960-66
 Howard Jones, Yale 1909 and Iowa 1922 (2), vs. Tad, Syracuse 1909 and Yale 1922 (0)
 E. Lowell "Dick" Romney, Utah St. (3) vs. G. "Ott", Montana St. (0), 1922, 1925 and 1927
 E. Lowell "Dick" Romney, Utah St. (5) vs. G. "Ott", Brigham Young (0), 1932-36
 Pop Warner, Cornell (0) vs. Bill, Colgate (0) (tie), 1906

Annual Division I-A Head-Coaching Changes

Year	Changes	Teams	Pct.
1947	27	125	.216
1948	24	121	.198
1949	22	114	.193
1950	23	119	.193

Year	Changes	Teams	Pct.	Year	Changes	Teams	Pct.
1951	23	115	.200	1979	26	139	.187
1952	15	113	.133	1980	27	139	.194
1953	18	111	.162	1981	17	137	.123
1954	14	103	.136	1982	17	97	.175
1955	23	103	.223	1983	22	105	.210
1956	19	105	.181	1984	16	105	.152
1957	22	108	.204	1985	15	105	.143
1958	18	109	.165	1986	22	105	.210
1959	18	110	.164	1987	24	104	.231
1960	18	114	.158	1988	9	104	.087
1961	11	112	.098	1989	19	106	.179
1962	20	119	.168	1990	20	106	.189
1963	12	118	.102	1991	16	106	.151
1964	14	116	.121	1992	16	107	.150
1965	16	114	.140	1993	15	106	.142
1966	16	116	.138	1994	15	107	.140
1967	21	114	.184	1995	21	108	.194
1968	14	114	.123	1996	9	111	*.081
1969	22	118	.186	1997	24	112	.214
1970	13	118	.110	1998	14	112	.125
1971	27	119	.227	1999	20	114	.175
1972	17	121	.140	2000	14	114	.123
1973	36	126	†.286	2001	24	115	.209
1974	28	128	.219	2002	13	117	.111
1975	18	134	.134	2003	18	117	.154
1976	23	137	.168	2004	14	117	.120
1977	27	144	.188				
1978	27	139	.194				

*Record low. †Record high.

Records of Division I-A First-Year Head Coaches

(Coaches with no previous head-coaching experience at a four-year college.)

Year	No.	Won	Lost	Tied	Pct.	Bowl Record	Team's Previous Season Record				
							Won	Lost	Tied	Pct.	
1948	14	56	68	7	.454	0-1	76	52	8	.588	2-1
1949	8	26	49	3	.353	0-1	35	41	4	.463	0-0
1950	10	37	56	4	.402	0-0	49	42	6	.536	2-0
1951	13	60	67	4	.473	1-2	39	88	7	.317	1-1
1952	8	31	42	3	.428	0-0	38	40	0	.487	0-0
1953	8	29	45	5	.399	0-0	48	28	7	.620	1-2
1954	8	31	43	4	.423	0-0	40	33	7	.543	1-0
1955	9	36	50	4	.422	0-1	36	52	1	.410	0-0
1956	14	47	80	11	.380	1-0	61	68	6	.474	0-1
1957	9	32	50	6	.398	0-0	44	42	2	.511	0-0
1958	7	26	44	0	.371	0-0	37	31	2	.543	0-0
1959	8	34	43	2	.443	0-0	41	35	2	.538	0-1
1960	14	54	80	5	.406	1-0	57	78	2	.423	0-0
1961	8	26	50	0	.342	0-0	38	38	2	.500	0-0
1962	12	40	74	4	.356	2-0	52	66	2	.442	1-1
1963	8	23	49	6	.333	0-0	32	46	1	.411	0-1
1964	12	45	67	7	.408	1-1	42	71	4	.376	0-0
1965	8	28	47	2	.377	0-0	36	42	1	.462	0-0
1966	10	46	50	3	.480	0-0	38	56	5	.409	0-0
1967	18	58	114	5	.342	1-0	60	116	4	.344	0-1
1968	6	19	40	1	.325	0-0	20	38	2	.350	0-0
1969	15	49	90	1	.353	0-0	62	85	3	.423	0-1
1970	10	45	61	1	.425	1-0	46	54	0	.460	0-2
1971	12	57	72	0	.442	1-1	64	61	0	.512	0-1
1972	11	57	64	1	.471	1-0	53	64	2	.454	1-0
1973	14	84	63	8	.568	1-0	83	71	2	.538	3-0
1974	17	63	116	5	.356	1-0	78	105	1	.427	1-0
1975	10	38	72	0	.345	0-1	43	67	0	.391	0-0

Team's Previous Season Record

Year	No.	Won	Lost	Tied	Pct.	Bowl Record	Team's Previous Season Record				Bowl Record
							Won	Lost	Tied	Pct.	
1976	15	57	109	2	.345	3-1	72	91	5	.443	3-1
1977	14	55	94	5	.373	1-0	66	88	3	.430	0-2
1978	16	68	104	3	.397	0-0	77	96	3	.446	0-1
1979	11	53	66	3	.447	0-0	66	57	1	.536	2-2
1980	12	54	75	2	.420	0-0	60	68	3	.469	1-0
1981	6	25	40	0	.385	0-0	31	35	1	.470	0-1
1982	10	51	59	1	.464	0-1	58	57	2	.504	2-2
1983	12	51	82	2	.385	1-0	60	73	1	.451	1-1
1984	7	47	28	1	*.625	2-1	45	35	1	.562	3-0
1985	5	19	37	0	.339	0-0	20	32	4	.393	0-0
1986	12	53	81	0	.396	0-1	56	76	3	.426	1-1
1987	9	51	49	3	.510	1-1	52	50	1	.510	0-2
1988	4	25	20	0	.556	1-0	22	23	1	.489	1-1
1989	7	32	49	1	.396	0-2	39	43	0	.476	1-2
1990	9	46	42	2	.522	1-1	41	48	1	.461	0-1
1991	10	38	72	1	.347	1-0	46	64	2	.420	0-2
1992	4	15	20	1	.431	0-0	32	14	0	.696	1-1
1993	8	29	58	2	.337	0-1	41	51	1	.446	2-2
1994	7	30	40	2	.431	2-1	40	39	0	.506	1-0
1995	10	57	56	2	.504	1-2	45	65	3	.412	2-1
1996	6	27	42	0	.391	1-1	29	38	1	.434	0-1
1997	11	47	79	0	.373	0-1	56	70	0	.444	1-1
1998	9	44	59	0	.427	0-2	52	52	0	.500	1-2
1999	8	40	51	0	.440	1-1	34	55	0	.382	0-0
2000	8	39	54	0	.419	1-2	41	49	0	.456	0-0
2001	12	72	67	0	.518	2-2	68	68	0	.500	2-0
2002	6	27	47	0	.365	0-1	24	43	0	.358	1-0
2003	9	60	56	0	.517	2-3	60	52	0	.536	1-2

Record percentage for first-year coaches. 1984 coaches and their records, with bowl game indicated by an asterisk (): Pat Jones, Oklahoma St. (*10-2-0); Galen Hall, Florida (8-0-0, took over from Charley Pell after three games); Bill Arnsperger, LSU (8-*3-1); Fisher DeBerry, Air Force (*8-4-0); Dick Anderson, Rutgers (7-3-0); Mike Sheppard, Long Beach St. (4-7-0); Ron Chismar, Wichita St. (2-9-0).

Most Victories by Division I-A First-Year Head Coaches

Coach, College, Year	W	L	T
Larry Coker, Miami (Fla.), 2001	*12	0	0
Gary Blackney, Bowling Green, 1991	*11	1	0
John Robinson, Southern California, 1976	*11	1	0
Bill Battle, Tennessee, 1970	*11	1	0
Gregg Brandon, Bowling Green, 2003	*11	3	0
Dick Crum, Miami (Ohio), 1974	*10	0	1
Barry Switzer, Oklahoma, 1973	10	0	1
John Jenkins, Houston, 1990	10	1	0
Dwight Wallace, Ball St., 1978	10	1	0
Chuck Fairbanks, Oklahoma, 1967	*10	1	0
Mike Archer, LSU, 1987	*10	1	1
Ralph Friedgen, Maryland, 2001	10	2	0
Tom Amstutz, Toledo, 2001	*10	2	0
Rick Neuheisel, Colorado, 1995	*10	2	0
Curley Hallman, Southern Miss., 1988	*10	2	0
Pat Jones, Oklahoma St., 1984	*10	2	0
Earle Bruce, Tampa, 1972	*10	2	0
Billy Kinard, Mississippi, 1971	*10	2	0
Bill Doba, Washington St., 2003	*10	3	0

*Bowl game victory included.
Only first-year coaches to win a national championship: Bennie Oosterbaan, Michigan, 1948 (9-0-0); Larry Coker, Miami (Fla.), 2001 (12-0-0).

Division I-AA Coaching Records

Winningest Active Division I-AA Coaches

(Minimum five years as Division I-A and/or Division I-AA head coach; record at four-year colleges only.)

BY PERCENTAGE

Coach, College	Years	Won	Lost	Tied	†Pct.	#Postseason W-L-T
Mike Kelly, Dayton	23	215	43	1	.83205	13-8-0
Al Bagnoli, Pennsylvania	22	173	51	0	.77232	7-6-0
Greg Gattuso, Duquesne	11	90	28	0	.76271	0-0-0
Pete Richardson, Southern U.	16	138	48	1	.74064	0-3-0
Dick Biddle, Colgate	8	69	27	0	.71875	3-4-0
Joe Taylor, Hampton	21	160	68	4	.69828	1-7-0
Billy Joe, Florida A&M	30	234	100	4	.69822	3-6-0
Don Patterson, Western Ill.	5	41	18	0	.69492	2-3-0
Alvin Wyatt, Bethune-Cookman	7	54	25	0	.68354	0-3-0
Walt Hameline, Wagner	23	163	76	2	.68050	4-2-0
Joe Walton, Robert Morris	10	67	32	1	.67500	0-0-0
Joe Gardi, Hofstra	14	107	52	2	.67081	4-6-0
Jack Siedlecki, Yale	16	94	53	2	.63758	0-1-0
Andy Talley, Villanova	24	159	95	2	.62500	4-7-0
Rob Ash, Drake	24	151	91	5	.62146	0-0-0

BY VICTORIES

(Minimum five years as Division I-A or Division I-AA head coach)

Coach, College	*Wins
Billy Joe, Florida A&M	234
Mike Kelly, Dayton	215
Ron Randleman, Sam Houston St.	207
Robert Ford, Albany (N.Y.)	201
Al Bagnoli, Pennsylvania	173
Walt Hameline, Wagner	163
Joe Taylor, Hampton	160
Jimmye Laycock, William & Mary	159
Andy Talley, Villanova	159
Rob Ash, Drake	151
Jerry Moore, Appalachian St.	149
Pete Richardson, Southern U.	138
Howard Schellenberger, Fla. Atlantic	117
Mike Ayers, Wofford	113
Joe Gardi, Hofstra	107
Bob Spoo, Eastern Ill.	105
Tim Walsh, Portland St.	97
Sam Kornhauser, Stony Brook	94
Jack Siedlecki, Yale	94

Coach, College

Coach, College	*Wins
Matt Ballard, Morehead St.	92
Greg Gattuso, Duquesne	90
Hal Mumme, Southeastern La.	90
Randy Ball, Southwest Mo. St.	88
Tim Murphy, Harvard	88
Tom Horne, Valparaiso	79
Gordy Combs, Towson	70
Dick Biddle, Colgate	69
Tim Stowers, Rhode Island	69
Jim Parady, Marist	68
Joe Walton, Robert Morris	67
Bob Benson, Georgetown	65
Steve Gilbert, Jacksonville	64
Jack Cosgrove, Maine	62
Kevin Callahan, Monmouth	59
John Lyons, Dartmouth	59
L.C. Cole, Alabama St.	56
Mike Kramer, Montana St.	56
Alvin Wyatt, Bethune-Cookman	54
Mike Hennigan, Tennessee Tech	42
Denver Johnson, Illinois St.	42
Don Patterson, Western Ill.	41

Coach, College	Years	Won	Lost	Tied	†Pct.	#Postseason W-L-T
Phil Estes, Brown	6	36	23	0	.61017	0-0-0
Mike Santiago, Stephen F. Austin	5	33	22	0	.60000	0-0-0
Hal Mumme, Southeastern La.	13	90	60	1	.59934	2-2-0
L.C. Cole, Alabama St.	8	56	38	0	.59574	0-2-0
Jimmye Laycock, William & Mary	24	159	110	2	.59041	2-6-0
Robert Ford, Albany (N.Y.)	35	201	141	1	.58746	1-1-0
Tim Walsh, Portland St.	15	97	69	0	.58434	2-4-0
Jerry Moore, Appalachian St.	22	149	107	2	.58140	6-10-0
Tim Stowers, Rhode Island	10	69	51	0	.57500	6-2-0
Jerome Souers, Northern Ariz.	6	40	30	0	.57143	1-3-0
Bob Benson, Georgetown	11	65	49	0	.57018	0-0-0
Jim Parady, Marist	12	68	52	1	.56612	0-0-0
Matt Ballard, Morehead St.	16	92	71	1	.56402	0-0-0
Ron Randleman, Sam Houston St.	35	207	164	6	.55703	1-3-0
Gordy Combs, Towson	12	70	56	0	.55556	0-0-0
Howard Schellenberger, Fla. Atlantic	19	117	95	3	.55116	2-1-0
Randy Ball, Southwest Mo. St.	14	88	72	1	.54969	3-4-0
Kevin Callahan, Monmouth	11	59	49	0	.54630	0-0-0
Bob Spoo, Eastern Ill.	17	105	89	1	.54103	1-6-0
Denver Johnson, Illinois St.	7	42	36	0	.53846	0-0-0
Mike Ayers, Wofford	19	113	98	2	.53521	2-3-0
Larry Lewis, Idaho St.	5	29	27	0	.51786	0-0-0
John Lyons, Dartmouth	12	59	59	1	.50000	0-0-0
Tim Murphy, Harvard	17	88	88	1	.50000	0-1-0
Jack Cosgrove, Maine	11	62	63	0	.49600	2-2-0
Sam Kornhauser, Stony Brook	20	94	98	2	.48969	0-0-0
Mike Hennigan, Tennessee Tech	8	42	45	0	.48276	0-0-0
Mike Kramer, Montana St.	10	56	61	0	.47863	2-2-0
Mickey Matthews, James Madison	5	27	31	0	.46552	0-0-0
David Clawson, Richmond	5	26	31	3	.45833	1-1-0
Jerry Graybeal, Weber St.	6	30	37	0	.44776	0-0-0
Steve Gilbert, Jacksonville	15	64	85	0	.42953	0-1-0
Tom Horne, Valparaiso	18	79	108	2	.42328	0-0-0
Sean McDonnell, New Hampshire	5	23	33	0	.41071	0-0-0
Johnny Thomas, Alcorn St.	6	27	39	0	.40909	0-0-0
Jack Crowe, Jacksonville St.	9	36	52	0	.40909	0-0-0
John Volek, Sacramento St.	9	33	66	1	.33500	0-0-0
Darryl Daye, Nicholls St.	5	17	38	0	.30909	0-0-0
Tim McGuire, Indiana St.	8	27	63	0	.30000	0-0-0
Cal McCombs, VMI	5	16	41	0	.28070	0-0-0

Less than five years as Division I-A and/or Division I-AA head coach (school followed by years in Division I-A or I-AA, includes record at all four-year colleges):

Coach, College	Years	Won	Lost	Tied	†Pct.	#Postseason W-L-T
David Bennett, Coastal Caro. (1)	8	69	22	0	.75824	0-0-0
K.C. Keeler, Delaware (2)	11	109	28	1	.79348	24-8-0
Bob Biggs, UC Davis (2)†	11	95	34	1	.73462	11-8-0
O. Kay Dalton, Northern Colo. (2)†	9	65	27	0	.70652	2-1-0
Steve Patton, Gardner-Webb (2)	12	80	48	1	.62403	0-0-0
Jerry Kill, Southern Ill. (3)	10	64	45	0	.58716	0-1-0
Fred Mariani, Iona (1)	6	28	34	0	.45161	0-0-0
Tim Landis, Bucknell (3)	10	48	57	1	.45755	0-0-0

†Ties computed as half won and half lost. #Includes bowl and playoff games.
†UC Davis and Northern Colorado are currently in the second year of reclassification to Division I-AA from Division II.



Colgate coach Dick Biddle moved up to fifth place on the winningest active Division I-AA coaches list after leading the Raiders to a 15-1 record last year.

Colgate Sports Information

Coach, College	*Wins
Jerome Souers, Northern Ariz.	40
Jack Crowe, Jacksonville St.	36
Phil Estes, Brown.....	36
Mike Santiago, Stephen F. Austin.....	33
John Volek, Sacramento St.	33
Jerry Graybeal, Weber St.	30
Larry Lewis, Idaho St.	29
Mickey Matthews, James Madison.....	27
Tim McGuire, Indiana St.	27
Johnny Thomas, Alcorn St.	27
David Clawson, Richmond.....	26
Sean McDonnell, New Hampshire.....	23
Darryl Daye, Nicholls St.	17
Cal McCombs, VMI.....	16

*Includes bowls and playoff games.

Annual Division I-AA Head-Coaching Changes

(From the 1982 reorganization of the division for parallel comparisons)

Year	Changes	Teams	Pct.
1982.....	7	92	.076
1983.....	17	84	.202
1984.....	14	87	.161
1985.....	11	87	.126
1986.....	18	86	.209
1987.....	13	87	.149
1988.....	12	88	.136
1989.....	21	89	†.236
1990.....	16	89	.180
1991.....	6	87	*.069
1992.....	14	89	.157
1993.....	13	#115	.113
1994.....	17	116	.147
1995.....	11	119	.092
1996.....	11	116	.095
1997.....	20	118	.169
1998.....	14	119	.118
1999.....	17	122	.139
2000.....	24	122	.197
2001.....	12	123	.098
2002.....	14	122	.115
2003.....	17	122	.139
2004.....	18	122	.148

*Record low. †Record high. #Twenty-seven teams switched from Divisions II & III to I-AA.

Division I-AA Championship Coaches

All coaches who have coached teams in the Division I-AA championship playoffs since 1978 are listed here with their playoff record, alma mater and year graduated, team, year coached, opponent, and score.

Dan Allen (1-2) (Hanover '78)	
Boston U.	93 Northern Iowa 27-21 (2 ot)
Boston U.	93 Idaho 14-21
Boston U.	94 Eastern Ky. 23-30
Pokey Allen (3-1) (Utah '65)	
Boise St.	94 North Texas 42-20
Boise St.	94 Appalachian St. 17-14
Boise St.	94 Marshall 28-24
Boise St.	94 Youngstown St. 14-28
Terry Allen (6-7) (Northern Iowa '79)	
Northern Iowa.....	90 Boise St. 3-20
Northern Iowa.....	91 Weber St. 38-21
Northern Iowa.....	91 Marshall 13-41
Northern Iowa.....	92 Eastern Wash. 17-14
Northern Iowa.....	92 McNeese St. 29-7
Northern Iowa.....	92 Youngstown St. 7-19
Northern Iowa.....	93 Boston U. 21-27 (2 ot)
Northern Iowa.....	94 Montana 20-23
Northern Iowa.....	95 Murray St. 35-34
Northern Iowa.....	95 Marshall 24-41
Northern Iowa.....	96 Eastern Ill. 21-14
Northern Iowa.....	96 William & Mary 38-35
Northern Iowa.....	96 Marshall 14-31
Dave Arnold (3-0) (Drake '67)	
Montana St.	84 Arkansas St. 31-24
Montana St.	84 Rhode Island 32-20
Montana St.	84* Louisiana Tech 19-6

Dave Arslanian (0-1) (Weber St. '72)	
Weber St.	91 Northern Iowa 21-38
Chris Ault (9-7) (Nevada '68)	
Nevada.....	78 Massachusetts 21-44
Nevada.....	79 Eastern Ky. 30-33
Nevada.....	83 Idaho St. 27-20
Nevada.....	83 North Texas 20-17 (ot)
Nevada.....	83 Southern Ill. 7-23
Nevada.....	85 Arkansas St. 24-23
Nevada.....	85 Furman 12-35
Nevada.....	86 Idaho 27-7
Nevada.....	86 Tennessee St. 33-6
Nevada.....	86 Ga. Southern 38-48
Nevada.....	90 La.-Monroe 27-14
Nevada.....	90 Furman 42-35 (3 ot)
Nevada.....	90 Boise St. 59-52 (3 ot)
Nevada.....	90 Ga. Southern 13-36
Nevada.....	91 McNeese St. 22-16
Nevada.....	91 Youngstown St. 28-30

Stephen Axman (0-1) (C.W. Post '69)	
Northern Ariz.	96 Furman 31-42
Mike Ayers (2-1) (Georgetown [Ky.] '74)	
Wofford.....	03 N.C. A&T 31-10
Wofford.....	03 Western Ky. 34-17
Wofford.....	03 Delaware 9-24
Randy Ball (3-4) (Truman '73)	
Western Ill.	91 Marshall 17-20 (ot)
Western Ill.	96 Murray St. 6-34
Western Ill.	97 Jackson St. 31-24
Western Ill.	97 McNeese St. 12-14
Western Ill.	98 Montana 52-9
Western Ill.	98 Florida A&M 24-21
Western Ill.	98 Ga. Southern 14-42

Darren Barbier (0-1) (Nicholls St. '82)	
Nicholls St.	96 Montana 3-48
Frank Beamer (0-1) (Virginia Tech '69)	
Murray St.	86 Eastern Ill. 21-28
Todd Berry (2-2) (Tulsa '83)	
Illinois St.	98 Northwestern St. 28-48
Illinois St.	99 Colgate 56-13
Illinois St.	99 Hofstra 37-20
Illinois St.	99 Ga. Southern 17-28

Dick Biddle (3-4) (Duke '71)	
Colgate.....	97 Villanova 28-49
Colgate.....	98 Ga. Southern 28-49
Colgate.....	99 Illinois St. 13-56
Colgate.....	03 Massachusetts 19-7
Colgate.....	03 Western Ill. 28-27
Colgate.....	03 Fla. Atlantic 36-24
Colgate.....	03 Delaware 0-40

Larry Blakeney (5-7) (Auburn '70)	
Troy St.	93 Stephen F. Austin 42-20
Troy St.	93 McNeese St. 35-28
Troy St.	93 Marshall 21-24
Troy St.	94 James Madison 26-45
Troy St.	95 Ga. Southern 21-24
Troy St.	96 Florida A&M 29-25
Troy St.	96 Murray St. 31-3
Troy St.	96 Montana 7-70
Troy St.	98 Florida A&M 17-27
Troy St.	99 James Madison 27-7
Troy St.	99 Florida A&M 10-17
Troy St.	00 Appalachian St. 30-33

Terry Bowden (2-2) (West Virginia '78)	
Samford.....	91 New Hampshire 29-13
Samford.....	91 James Madison 24-21
Samford.....	91 Youngstown St. 0-10
Samford.....	92 Delaware 21-56

Bill Bowes (0-2) (Penn St. '65)	
New Hampshire....	91 Samford 13-29
New Hampshire....	94 Appalachian St. 10-17 (ot)

Jesse Branch (1-2) (Arkansas '64)	
Southwest Mo. St. ...	89 Maine 38-35
Southwest Mo. St. ...	89 Stephen F. Austin 25-55
Southwest Mo. St. ...	90 Idaho 35-41

Billy Brewer (1-1) (Mississippi '61)	
Louisiana Tech.....	82 South Carolina St. 38-3
Louisiana Tech.....	82 Delaware 0-17

Don Brown (0-1) (Norwich '77)	
Northeastern.....	02 Fordham 24-29

James Carson (0-3) (Jackson St. '63)	
Jackson St.	95 Marshall 8-38
Jackson St.	96 William & Mary 6-45
Jackson St.	97 Western Ill. 23-41

Rick Carter (0-1) (Earlham '65)	
Holy Cross.....	83 Western Caro. 21-28

Marino Casem (0-1) (Xavier [La.] '56)	
Alcorn St.	84 Louisiana Tech 21-44

Mike Cavan (1-1) (Georgia '72)	
East Tenn. St.	96 Villanova 35-29
East Tenn. St.	96 Montana 14-44

George Champ (4-2) (Bloomsburg '58)	
Marshall.....	87 James Madison 41-12
Marshall.....	87 Weber St. 51-23
Marshall.....	87 Appalachian St. 24-10
Marshall.....	87 La.-Monroe 42-43
Marshall.....	88 North Texas 7-0
Marshall.....	88 Furman 9-13

David Clawson (1-1) (Williams '89)	
Fordham.....	02 Northeastern 29-24
Fordham.....	02 Villanova 10-24

L.C. Cole (0-2) (Nebraska '80)	
Tennessee St.	98 Appalachian St. 31-45
Tennessee St.	99 N.C. A&T 10-24

Pat Collins (4-0) (Louisiana Tech '63)	
La.-Monroe.....	87 North Texas 30-9
La.-Monroe.....	87 Eastern Ky. 33-32
La.-Monroe.....	87 Northern Iowa 44-41 (ot)
La.-Monroe.....	87* Marshall 43-42

Archie Cooley Jr. (0-1) (Jackson St. '62)	
Mississippi Val.	84 Louisiana Tech 19-66

Jack Cosgrove (2-2) (Maine '78)	
Maine.....	01 McNeese St. 14-10
Maine.....	01 Northern Iowa 28-56
Maine.....	02 Appalachian St. 14-13
Maine.....	02 Ga. Southern 7-31

Bruce Craddock (0-1) (Truman '66)	
Western Ill.	88 Western Ky. 32-35

Jim Criner (3-1) (Cal Poly Pomona '61)	
Boise St.	80 Grambling 14-9
Boise St.	80* Eastern Ky. 31-29
Boise St.	81 Jackson St. 19-7
Boise St.	81 Eastern Ky. 17-23

Jack Crowe (0-1) (UAB '70)	
Jacksonville St.	03 Western Ky. 7-45

Bill Davis (2-2) (Johnson Smith '65)	
South Carolina St. ...	81 Tennessee St. 26-25
South Carolina St. ...	81 Idaho St. 12-41
South Carolina St. ...	82 Furman 17-0
South Carolina St. ...	82 Louisiana Tech 3-38

Rey Dempsey (3-0) (Geneva '58)	
Southern Ill.	83 Indiana St. 23-7
Southern Ill.	83 Nevada 23-7
Southern Ill.	83* Western Caro. 43-7

Mick Dennehy (3-4) (Montana '73)	
Montana.....	96 Nicholls St. 48-3
Montana.....	96 East Tenn. St. 44-14
Montana.....	96 Troy St. 70-7
Montana.....	96 Marshall 29-49
Montana.....	97 McNeese St. 14-19
Montana.....	98 Western Ill. 9-52
Montana.....	99 Youngstown St. 27-30

Jim Dennison (0-1) (Wooster '60)	
Akron.....	85 Rhode Island 27-35

Jim Donnan (15-4) (North Carolina St. '67)	
Marshall.....	91 Western Ill. 20-17 (ot)
Marshall.....	91 Northern Iowa 41-13
Marshall.....	91 Eastern Ky. 14-7
Marshall.....	91 Youngstown St. 17-25
Marshall.....	92 Eastern Ky. 44-0
Marshall.....	92 Middle Tenn. 35-21
Marshall.....	92 Delaware 28-7
Marshall.....	92* Youngstown St. 31-28
Marshall.....	93 Howard 28-14
Marshall.....	93 Delaware 34-31

Marshall.....	93 Troy St. 24-21
Marshall.....	93 Youngstown St. 5-17
Marshall.....	94 Middle Tenn. 49-14
Marshall.....	94 James Madison 28-21 (ot)
Marshall.....	94 Boise St. 24-28

Marshall.....	95 Jackson St. 38-8
Marshall.....	95 Northern Iowa 41-24
Marshall.....	95 McNeese St. 25-13
Marshall.....	95 Montana 20-22

Boots Donnelly (6-7) (Middle Tenn. '65)	
Middle Tenn.	84 Eastern Ky. 27-10
Middle Tenn.	84 Indiana St. 42-41 (3 ot)
Middle Tenn.	84 Louisiana Tech 13-21

Middle Tenn. 85	Ga. Southern 21-28
Middle Tenn. 89	Appalachian St. 24-21
Middle Tenn. 89	Ga. Southern 3-45
Middle Tenn. 90	Jackson St. 28-7
Middle Tenn. 90	Boise St. 13-20
Middle Tenn. 91	Sam Houston St. 20-19 (ot)
Middle Tenn. 91	Eastern Ky. 13-23
Middle Tenn. 92	Appalachian St. 35-10
Middle Tenn. 92	Marshall 21-35
Middle Tenn. 94	Marshall 14-49
Larry Donovan (0-1) (Nebraska '64)	
Montana 82	Idaho 7-21
Fred Dunlap (1-2) (Colgate '50)	
Colgate 82	Boston U. 21-7
Colgate 82	Delaware 13-20
Colgate 83	Western Caro. 23-24
Dave Elston (1-1) (Butler '94)	
Western Ky. 03	Jacksonville St. 45-7
Western Ky. 03	Wofford 17-34
Dennis Erickson (1-2) (Montana St. '70)	
Idaho 82	Montana 21-7
Idaho 82	Eastern Ky. 30-38
Idaho 85	Eastern Wash. 38-42
Mark Farley (3-2) (Northern Iowa '86)	
Northern Iowa 01	Eastern Ill. 49-43
Northern Iowa 01	Maine 56-28
Northern Iowa 01	Montana 0-38
Northern Iowa 03	Montana St. 35-14
Northern Iowa 03	Delaware 7-37
No Forte (0-1) (Minnesota '71)	
N.C. A&T 86	Ga. Southern 21-52
Joe Gardi (2-5) (Maryland '60)	
Hofstra 95	Delaware 17-38
Hofstra 97	Delaware 14-24
Hofstra 99	Lehigh 27-15
Hofstra 99	Illinois St. 20-37
Hofstra 99	Furman 31-24
Hofstra 00	Ga. Southern 20-48
Hofstra 01	Lehigh 24-27 (ot)
Keith Gilbertson (2-3) (Central Wash. '71)	
Idaho 86	Nevada 7-27
Idaho 87	Weber St. 30-59
Idaho 88	Montana 38-19
Idaho 88	Northwestern St. 38-30
Idaho 88	Furman 7-38
Joe Glenn (8-2) (South Dakota '71)	
Montana 00	Eastern Ill. 45-13
Montana 00	Richmond 34-20
Montana 00	Appalachian St. 19-16 (ot)
Montana 00	Ga. Southern 25-27
Montana 01	Northwestern St. 28-19
Montana 01	Sam Houston St. 49-24
Montana 01	Northern Iowa 38-0
Montana 01*	Furman 13-6
Montana 02	Northwestern St. 45-14
Montana 02	McNeese St. 20-24
Sam Goodwin (3-3) (Henderson St. '66)	
Northwestern St. 88	Boise St. 22-13
Northwestern St. 88	Idaho 30-38
Northwestern St. 97	Eastern Wash. 10-40
Northwestern St. 98	Illinois St. 48-28
Northwestern St. 98	Appalachian St. 31-20
Northwestern St. 98	Massachusetts 31-41
W.C. Gorden (0-9) (Tennessee St. '52)	
Jackson St. 78	Florida A&M 10-15
Jackson St. 81	Boise St. 7-19
Jackson St. 82	Eastern Ill. 13-16 (ot)
Jackson St. 85	Ga. Southern 0-27
Jackson St. 86	Tennessee St. 23-32
Jackson St. 87	Arkansas St. 32-35
Jackson St. 88	Stephen F. Austin 0-24
Jackson St. 89	Montana 7-48
Jackson St. 90	Middle Tenn. 7-28
Mike Gottfried (0-1) (Morehead St. '66)	
Murray St. 79	Lehigh 9-28
Lynn Graves (%3-1) (Stephen F. Austin '65)	
Stephen F. Austin 89%	Grambling 59-56
Stephen F. Austin 89%	Southwest Mo. St. 55-25
Stephen F. Austin 89%	Furman 21-19
Stephen F. Austin 89%	Ga. Southern 34-37
Bob Griffin (2-3) (Southern Conn. St. '63)	
Rhode Island 81	Idaho St. 0-51
Rhode Island 84	Richmond 23-17
Rhode Island 84	Montana St. 20-32

Rhode Island 85	Akron 35-27
Rhode Island 85	Furman 15-59
Skip Hall (2-2) (Concordia-M'head '66)	
Boise St. 88	Northwestern St. 13-22
Boise St. 90	Northern Iowa 20-3
Boise St. 90	Middle Tenn. 20-13
Boise St. 90	Nevada 52-59 (3 ot)
Jack Harbaugh (6-3) (Bowling Green '61)	
Western Ky. 97	Eastern Ky. 42-14
Western Ky. 97	Eastern Wash. 21-38
Western Ky. 00	Florida A&M 27-0
Western Ky. 00	Appalachian St. 14-17
Western Ky. 01	Furman 20-24
Western Ky. 02	Murray St. 59-20
Western Ky. 02	Western Ill. 31-28
Western Ky. 02	Ga. Southern 31-28
Western Ky. 02*	McNeese St. 34-14
Bobby Hauck (0-1) (Montana '88)	
Montana 03	Western Ill. 40-43 (2 ot)
Bill Hayes (1-2) (N.C. Central '64)	
N.C. A&T 92	Citadel 0-44
N.C. A&T 99	Tennessee St. 24-10
N.C. A&T 99	Youngstown St. 3-41
Jim Hess (1-1) (Southeastern Okla. '59)	
Stephen F. Austin 88	Jackson St. 24-0
Stephen F. Austin 88	Ga. Southern 6-27
Kevin Higgins (2-3) (West Chester '79)	
Lehigh 98	Richmond 24-33
Lehigh 98	Massachusetts 31-27
Lehigh 99	Hofstra 15-27
Lehigh 00	Western Ill. 37-7
Lehigh 00	Delaware 22-47
Skip Holtz (1-1) (Notre Dame '86)	
Connecticut 98	Hampton 42-34
Connecticut 98	Ga. Southern 30-52
Rudy Hubbard (2-0) (Ohio St. '68)	
Florida A&M 78	Jackson St. 15-10
Florida A&M 78*	Massachusetts 35-28
Sonny Jackson (1-1) (Nicholls St. '63)	
Nicholls St. 86	Appalachian St. 28-26
Nicholls St. 86	Ga. Southern 31-55
Billy Joe (3-6) (Villanova '63)	
Florida A&M 96	Troy St. 25-29
Florida A&M 97	Ga. Southern 37-52
Florida A&M 98	Troy St. 27-17
Florida A&M 98	Western Ill. 21-24
Florida A&M 99	Appalachian St. 44-29
Florida A&M 99	Troy St. 17-10
Florida A&M 99	Youngstown St. 24-27
Florida A&M 00	Western Ky. 0-27
Florida A&M 01	Ga. Southern 35-60
Bobby Johnson (4-4) (Clemson '73)	
Furman 96	Northern Ariz. 42-31
Furman 96	Marshall 0-54
Furman 99	Massachusetts 23-30 (ot)
Furman 00	Hofstra 24-31
Furman 01	Western Ky. 24-20
Furman 01	Lehigh 34-17
Furman 01	Ga. Southern 24-17
Furman 01	Montana 6-13
Paul Johnson (14-3) (Western Caro. '79)	
Ga. Southern 97	Florida A&M 52-37
Ga. Southern 97	Delaware 7-16
Ga. Southern 98	Colgate 49-28
Ga. Southern 98	Connecticut 52-30
Ga. Southern 98	Western Ill. 42-14
Ga. Southern 98	Massachusetts 43-55
Ga. Southern 99	Northern Ariz. 72-29
Ga. Southern 99	Massachusetts 38-21
Ga. Southern 99	Illinois St. 28-17
Ga. Southern 99*	Youngstown St. 59-24
Ga. Southern 00	McNeese St. 42-17
Ga. Southern 00	Hofstra 48-20
Ga. Southern 00	Delaware 27-18
Ga. Southern 00*	Montana 27-25
Ga. Southern 01	Florida A&M 60-35
Ga. Southern 01	Appalachian St. 38-24
Ga. Southern 01	Furman 17-24
Cardell Jones (0-2) (Alcorn St. '65)	
Alcorn St. 92	La.-Monroe 27-78
Alcorn St. 94	Youngstown St. 20-63
Bobby Keasler (8-7) (La.-Monroe '70)	
McNeese St. 91	Nevada 16-22
McNeese St. 92	Idaho 23-20
McNeese St. 92	Northern Iowa 7-29

McNeese St. 93	William & Mary 34-28
McNeese St. 93	Troy St. 28-35
McNeese St. 94	Idaho 38-21
McNeese St. 94	Montana 28-30
McNeese St. 95	Idaho 33-3
McNeese St. 95	Delaware 52-18
McNeese St. 95	Marshall 13-25
McNeese St. 97	Montana 19-14
McNeese St. 97	Western Ill. 14-12
McNeese St. 97	Delaware 23-21
McNeese St. 97	Youngstown St. 9-10
McNeese St. 98	Massachusetts 19-21
K.C. Keeler (4-0) (Delaware '81)	
Delaware 03	Southern Ill. 48-7
Delaware 03	Northern Iowa 37-7
Delaware 03	Wofford 24-9
Delaware 03*	Colgate 40-0
Roy Kidd (16-15) (Eastern Ky. '54)	
Eastern Ky. 79	Nevada 33-30
Eastern Ky. 79*	Lehigh 30-7
Eastern Ky. 80	Lehigh 23-20
Eastern Ky. 80	Boise St. 29-31
Eastern Ky. 81	Delaware 35-28
Eastern Ky. 81	Boise St. 23-17
Eastern Ky. 81	Idaho St. 23-34
Eastern Ky. 82	Idaho St. 38-30
Eastern Ky. 82	Tennessee St. 13-7
Eastern Ky. 82*	Delaware 17-14
Eastern Ky. 83	Boston U. 20-24
Eastern Ky. 84	Middle Tenn. 10-27
Eastern Ky. 86	Furman 23-10
Eastern Ky. 86	Eastern Ill. 24-22
Eastern Ky. 86	Arkansas St. 10-24
Eastern Ky. 87	Western Ky. 40-17
Eastern Ky. 87	La.-Monroe 32-33
Eastern Ky. 88	Massachusetts 28-17
Eastern Ky. 88	Western Ky. 41-24
Eastern Ky. 88	Ga. Southern 17-21
Eastern Ky. 89	Youngstown St. 24-28
Eastern Ky. 90	Furman 17-45
Eastern Ky. 91	Appalachian St. 14-3
Eastern Ky. 91	Middle Tenn. 23-13
Eastern Ky. 91	Marshall 7-14
Eastern Ky. 92	Marshall 0-44
Eastern Ky. 93	Ga. Southern 12-14
Eastern Ky. 94	Boston U. 30-23
Eastern Ky. 94	Youngstown St. 15-18
Eastern Ky. 95	Montana 0-48
Eastern Ky. 97	Western Ky. 14-42
Jerry Kill (0-1) (Southwestern [Kan.] '83)	
Southern Ill. 03	Delaware 7-48
Jim Koetter (0-1) (Idaho St. '61)	
Idaho St. 83	Nevada 20-27
Dave Kragthorpe (3-0) (Utah St. '55)	
Idaho St. 81	Rhode Island 51-0
Idaho St. 81	South Carolina St. 41-12
Idaho St. 81*	Eastern Ky. 34-23
Mike Kramer (2-3) (Idaho '77)	
Eastern Wash. 97	Northwestern St. 40-10
Eastern Wash. 97	Western Ky. 38-21
Eastern Wash. 97	Youngstown St. 14-25
Montana St. 02	McNeese St. 14-21
Montana St. 03	Northern Iowa 14-35
Larry Lacewell (6-4) (Ark.-Monticello '59)	
Arkansas St. 84	Chattanooga 37-10
Arkansas St. 84	Montana St. 14-31
Arkansas St. 85	Grambling 10-7
Arkansas St. 85	Nevada 23-24
Arkansas St. 86	Sam Houston St. 48-7
Arkansas St. 86	Delaware 55-14
Arkansas St. 86	Eastern Ky. 24-10
Arkansas St. 86	Ga. Southern 21-48
Arkansas St. 87	Jackson St. 35-32
Arkansas St. 87	Northern Iowa 28-49
Bobby Lamb (0-1) (Furman '87)	
Furman 02	Villanova 38-45
Jimmy Laycock (2-6) (William & Mary '70)	
William & Mary 86	Delaware 17-51
William & Mary 89	Furman 10-24
William & Mary 90	Massachusetts 38-0
William & Mary 90	UCF 38-52
William & Mary 93	McNeese St. 28-34
William & Mary 96	Jackson St. 45-6
William & Mary 96	Northern Iowa 35-38
William & Mary 91	Appalachian St. 27-40

Pete Lembo (1-1) (Georgetown '92)

Lehigh..... 01 Hofstra 27-24 (ot)
Lehigh..... 01 Furman 17-34

Tom Lichtenberg (0-1) (Louisville '62)

Maine..... 89 Southwest Mo. St. 35-38

Mickey Matthews (0-1) (West Tex. A&M '86)

James Madison..... 99 Troy St. 7-27

Gene McDowell (2-2) (Florida St. '63)

UCF..... 90 Youngstown St. 20-17
UCF..... 90 William & Mary 52-38
UCF..... 90 Ga. Southern 7-44
UCF..... 93 Youngstown St. 30-56

John Merritt (†1-2) (Kentucky St. '50)

Tennessee St. 81† South Carolina St. 25-26 (ot)
Tennessee St. 82† Eastern Ill. 20-19
Tennessee St. 82† Eastern Ky. 7-13

Al Molde (1-2) (Gust. Adolphus '66)

Eastern Ill. 83 Indiana St. 13-16 (2 ot)
Eastern Ill. 86 Murray St. 28-21
Eastern Ill. 86 Eastern Ky. 22-24

Jerry Moore (6-10) (Baylor '61)

Appalachian St. 89 Middle Tenn. 21-24
Appalachian St. 91 Eastern Ky. 3-14
Appalachian St. 92 Middle Tenn. 10-35
Appalachian St. 94 New Hampshire 17-10 (ot)
Appalachian St. 94 Boise St. 14-17
Appalachian St. 95 James Madison 31-24
Appalachian St. 95 Stephen F. Austin 17-27
Appalachian St. 98 Tennessee St. 45-31
Appalachian St. 98 Northwestern St. 20-31
Appalachian St. 99 Florida A&M 29-44
Appalachian St. 00 Troy St. 33-30
Appalachian St. 00 Western Ky. 17-14
Appalachian St. 00 Montana 16-19 (ot)
Appalachian St. 01 William & Mary 40-27
Appalachian St. 01 Ga. Southern 24-38
Appalachian St. 02 Maine 13-14

Darrell Mudra (4-3) (Peru St. '51)

Eastern Ill. 82 Jackson St. 16-13 (ot)
Eastern Ill. 82 Tennessee St. 19-20
Northern Iowa 85 Eastern Wash. 17-14
Northern Iowa 85 Ga. Southern 33-40
Northern Iowa 87 Youngstown St. 31-28
Northern Iowa 87 Arkansas St. 49-28
Northern Iowa 87 La.-Monroe 41-44 (ot)

Tim Murphy (0-1) (Springfield '78)

Maine..... 87 Ga. Southern 28-31 (ot)

Corky Nelson (0-3) (Texas St. '64)

North Texas..... 83 Nevada 17-20 (ot)
North Texas..... 87 La.-Monroe 9-30
North Texas..... 88 Marshall 0-7

Buddy Nix (0-1) (West Ala. '61)

Chattanooga 84 Arkansas St. 10-37

Houston Nutt (1-2) (Oklahoma St. '81)

Murray St. 95 Northern Iowa 34-35
Murray St. 96 Western Ill. 34-6
Murray St. 96 Troy St. 3-31

Joe Pannunzio (0-1) (Colorado-St. Pueblo '82)

Murray St. 02 Western Ky. 20-59

Don Patterson (2-3) (Army '73)

Western Ill. 00 Lehigh 7-37
Western Ill. 02 Eastern Ill. 48-9
Western Ill. 02 Western Ky. 28-31
Western Ill. 03 Montana 43-40 (2 ot)
Western Ill. 03 Colgate 27-28

John Pearce (2-2) (Tex. A&M-Commerce '70)

Stephen F. Austin 93 Troy St. 20-42
Stephen F. Austin 95 Eastern Ill. 34-29
Stephen F. Austin 95 Appalachian St. 27-17
Stephen F. Austin 95 Montana 14-70

Bob Pickett (1-1) (Maine '59)

Massachusetts..... 78 Nevada 44-21
Massachusetts..... 78 Florida A&M 28-35

Mike Price (1-1) (Puget Sound '69)

Weber St. 87 Idaho 59-30
Weber St. 87 Marshall 23-51

Bob Pruett (4-0) (Marshall '65)

Marshall..... 96 Delaware 59-14
Marshall..... 96 Furman 54-0
Marshall..... 96 Northern Iowa 31-14
Marshall..... 96* Montana 49-29

Joe Purzycki (0-1) (Delaware '71)

James Madison..... 87 Marshall 12-41

Dennis Raetz (1-2) (Nebraska '68)

Indiana St. 83 Eastern Ill. 16-13 (2 ot)
Indiana St. 83 Southern Ill. 7-23
Indiana St. 84 Middle Tenn. 41-42 (3 ot)

Ron Randleman (1-3) (William Penn '64)

Sam Houston St. 86 Arkansas St. 7-48
Sam Houston St. 91 Middle Tenn. 19-20 (ot)
Sam Houston St. 01 Northern Ariz. 34-31
Sam Houston St. 01 Montana 24-49

Tubby Raymond (11-11) (Michigan '50)

Delaware 81 Eastern Ky. 28-35
Delaware 82 Colgate 20-13
Delaware 82 Louisiana Tech 17-0
Delaware 82 Eastern Ky. 14-17
Delaware 86 William & Mary 51-17
Delaware 86 Arkansas St. 14-55
Delaware 88 Furman 7-21
Delaware 91 James Madison 35-42 (2 ot)
Delaware 92 Samford 56-21
Delaware 92 La.-Monroe 41-18
Delaware 92 Marshall 7-28
Delaware 93 Montana 49-48
Delaware 93 Marshall 31-34
Delaware 95 Hofstra 38-17
Delaware 95 McNeese St. 18-52
Delaware 96 Marshall 14-59
Delaware 97 Hofstra 24-14
Delaware 97 Ga. Southern 16-7
Delaware 97 McNeese St. 21-23
Delaware 00 Portland St. 49-14
Delaware 00 Lehigh 47-22
Delaware 00 Ga. Southern 18-27

Don Read (8-4) (Sacramento St. '59)

Montana 88 Idaho 19-38
Montana 89 Jackson St. 48-7
Montana 89 Eastern Ill. 25-19
Montana 89 Ga. Southern 15-45
Montana 93 Delaware 48-49
Montana 94 Northern Iowa 23-20
Montana 94 McNeese St. 30-28
Montana 94 Youngstown St. 9-28
Montana 95 Eastern Ky. 48-0
Montana 95 Ga. Southern 45-0
Montana 95 Stephen F. Austin 70-14
Montana 95* Marshall 22-20

Jim Reid (1-4) (Maine '73)

Massachusetts..... 88 Eastern Ky. 17-28
Massachusetts..... 90 William & Mary 0-38
Richmond 98 Lehigh 23-24
Richmond 00 Youngstown St. 10-3
Richmond 00 Montana 20-34

Dave Roberts (2-5) (Western Caro. '68)

Western Ky. 87 Eastern Ky. 17-40
Western Ky. 88 Western Ill. 35-32
Western Ky. 88 Eastern Ky. 24-41
La.-Monroe..... 90 Nevada 14-27
La.-Monroe..... 92 Alcorn St. 78-27
La.-Monroe..... 92 Delaware 18-41
La.-Monroe..... 93 Idaho 31-34

Steve Roberts (0-1) (Ouachita Baptist '87)

Northwestern St. 01 Montana 19-28

Eddie Robinson (0-3) (Leland '41)

Grambling..... 80 Boise St. 9-14
Grambling..... 85 Arkansas St. 7-10
Grambling..... 89 Stephen F. Austin 56-59

Erk Russell (16-2) (Auburn '49)

Ga. Southern 85 Jackson St. 27-0
Ga. Southern 85 Middle Tenn. 28-21
Ga. Southern 85 Northern Iowa 40-33
Ga. Southern 85* Furman 44-42
Ga. Southern 86 N.C. A&T 52-21
Ga. Southern 86 Nicholls St. 55-31
Ga. Southern 86 Nevada 48-38
Ga. Southern 86* Arkansas St. 48-21
Ga. Southern 87 Maine 31-28 (ot)
Ga. Southern 87 Appalachian St. 0-19
Ga. Southern 88 Citadel 38-20
Ga. Southern 88 Stephen F. Austin 27-6
Ga. Southern 88 Eastern Ky. 21-17
Ga. Southern 88 Furman 12-17
Ga. Southern 89 Villanova 52-36
Ga. Southern 89 Middle Tenn. 45-3

Ga. Southern..... 89 Montana 45-15
Ga. Southern..... 89* Stephen F. Austin 37-34

Jimmy Satterfield (7-3) (South Carolina '62)

Furman 86 Eastern Ky. 10-23
Furman 88 Delaware 21-7
Furman 88 Marshall 13-9
Furman 88 Idaho 38-7
Furman 88* Ga. Southern 17-12
Furman 89 William & Mary 24-10
Furman 89 Youngstown St. 42-23
Furman 89 Stephen F. Austin 19-21
Furman 90 Eastern Ky. 45-17
Furman 90 Nevada 35-42 (3 ot)

Rip Scherer (2-2) (William & Mary '74)

James Madison..... 91 Delaware 42-35 (2 ot)
James Madison..... 91 Samford 21-24
James Madison..... 94 Troy St. 45-26
James Madison..... 94 Marshall 21-28 (ot)

Howard Schnellenberger (2-1) (Kentucky '56)

Fla. Atlantic..... 03 Bethune-Cookman 32-24
Fla. Atlantic..... 03 Northern Ariz. 48-25
Fla. Atlantic..... 03 Colgate 24-36

Mike Sewak (2-1) (Virginia '81)

Ga. Southern..... 02 Bethune-Cookman 34-0
Ga. Southern..... 02 Maine 31-7
Ga. Southern..... 02 Western Ky. 28-31

Dal Shealy (1-2) (Carson-Newman '60)

Richmond 84 Boston U. 35-33
Richmond 84 Rhode Island 17-23
Richmond 87 Appalachian St. 3-20

Dick Sheridan (3-3) (South Carolina '64)

Furman 82 South Carolina St. 0-17
Furman 83 Boston U. 35-16
Furman 83 Western Caro. 7-14
Furman 85 Rhode Island 59-15
Furman 85 Nevada 35-12
Furman 85 Ga. Southern 42-44

Matt Simon (0-1) (Eastern N.M. '76)

North Texas..... 94 Boise St. 20-24

George Small (0-1) (N.C. A&T '79)

N.C. A&T..... 03 Wofford 10-31

John L. Smith (3-5) (Weber St. '71)

Idaho 89 Eastern Ill. 21-38
Idaho 90 Southwest Mo. St. 41-35
Idaho 90 Ga. Southern 27-28
Idaho 92 McNeese St. 20-23
Idaho 93 La.-Monroe 34-31
Idaho 93 Boston U. 21-14
Idaho 93 Youngstown St. 16-35
Idaho 94 McNeese St. 21-38

Jerome Souers (^1-3) (Oregon '83)

Northern Ariz. 99^ Ga. Southern 29-72
Northern Ariz. 01 Sam Houston St. 31-34
Northern Ariz. 03 McNeese St. 35-3
Northern Ariz. 03 Fla. Atlantic 25-48

Bob Spoo (1-6) (Purdue '60)

Eastern Ill. 89 Idaho 38-21
Eastern Ill. 89 Montana 19-25
Eastern Ill. 95 Stephen F. Austin 29-34
Eastern Ill. 96 Northern Iowa 14-21
Eastern Ill. 00 Montana 13-45

Eastern Ill. 01 Northern Iowa 43-49
Eastern Ill. 02 Western Ill. 9-48

Scott Stoker (0-1) (Northwestern St. '91)

Northwestern St. 02 Montana 14-45

Tim Stowers (6-2) (Auburn '79)

Ga. Southern..... 90 Citadel 31-0
Ga. Southern..... 90 Idaho 28-27
Ga. Southern..... 90 UCF 44-7
Ga. Southern..... 90* Nevada 36-13
Ga. Southern..... 93 Eastern Ky. 14-12
Ga. Southern..... 93 Youngstown St. 14-34
Ga. Southern..... 95 Troy St. 24-21
Ga. Southern..... 95 Montana 0-45

Charlie Taaffe (1-3) (Siena '73)

Citadel..... 88 Ga. Southern 20-38
Citadel..... 90 Ga. Southern 0-31
Citadel..... 92 N.C. A&T 44-0
Citadel..... 92 Youngstown St. 17-42

Andy Talley (3-6) (Southern Conn. St. '67)

Villanova..... 89 Ga. Southern 36-52
Villanova..... 91 Youngstown St. 16-17
Villanova..... 92 Youngstown St. 20-23

Villanova..... 96 East Tenn. St. 29-35
 Villanova..... 97 Colgate 49-28
 Villanova..... 97 Youngstown St. 34-37
 Villanova..... 02 Furman 45-38
 Villanova..... 02 Fordham 24-10
 Villanova..... 02 McNeese St. 28-39

Tommy Tate (3-4) (McNeese St. '79)

McNeese St. 00 Ga. Southern 17-42
 McNeese St. 01 Maine 10-14
 McNeese St. 02 Montana St. 21-14
 McNeese St. 02 Montana 24-20
 McNeese St. 02 Villanova 39-28
 McNeese St. 02 Western Ky. 14-34
 McNeese St. 03 Northern Ariz. 3-35

Joe Taylor (0-2) (Western Ill. '72)

Hampton..... 97 Youngstown St. 13-28
 Hampton..... 98 Connecticut 34-42

Rick Taylor (1-3) (Gettysburg '64)

Boston U. 82 Colgate 7-21
 Boston U. 83 Eastern Ky. 24-20
 Boston U. 83 Furman 16-35
 Boston U. 84 Richmond 33-35

Bill Thomas (1-1) (Tennessee St. '71)

Tennessee St. 86 Jackson St. 32-23
 Tennessee St. 86 Nevada 6-33

Chris Tormey (0-1) (Idaho '78)

Idaho..... 95 McNeese St. 3-33

Jim Tressel (23-6) (Baldwin-Wallace '75)

Youngstown St. 87 Northern Iowa 28-31
 Youngstown St. 89 Eastern Ky. 28-24
 Youngstown St. 89 Furman 23-42
 Youngstown St. 90 UCF 17-20
 Youngstown St. 91 Villanova 17-16
 Youngstown St. 91 Nevada 30-28

Youngstown St. 91 Samford 10-0
 Youngstown St. 91* Marshall 25-17
 Youngstown St. 92 Villanova 23-20
 Youngstown St. 92 Citadel 42-17
 Youngstown St. 92 Northern Iowa 19-7
 Youngstown St. 92 Marshall 28-31
 Youngstown St. 93 UCF 56-30
 Youngstown St. 93 Ga. Southern 34-14
 Youngstown St. 93 Idaho 35-16

Youngstown St. 93* Marshall 17-5
 Youngstown St. 94 Alcorn St. 63-20
 Youngstown St. 94 Eastern Ky. 18-15
 Youngstown St. 94 Montana 28-9
 Youngstown St. 94* Boise St. 28-14

Youngstown St. 97 Hampton 28-13
 Youngstown St. 97 Villanova 37-34
 Youngstown St. 97 Eastern Wash. 25-14
 Youngstown St. 97* McNeese St. 10-9
 Youngstown St. 99 Montana 30-27

Youngstown St. 99 N.C. A&T 41-3
 Youngstown St. 99 Florida A&M 27-24
 Youngstown St. 99 Ga. Southern 24-59
 Youngstown St. 00 Richmond 3-10

Tim Walsh (0-1) (UC Riverside '77)

Portland St. 00 Delaware 14-49

Bob Waters (3-1) (Presbyterian '60)

Western Caro. 83 Colgate 24-23
 Western Caro. 83 Holy Cross 28-21
 Western Caro. 83 Furman 14-7
 Western Caro. 83 Southern Ill. 7-43

Mark Whipple (5-2) (Brown '79)

Massachusetts..... 98 McNeese St. 21-19
 Massachusetts..... 98 Lehigh 27-21
 Massachusetts..... 98 Northwestern St. 41-31
 Massachusetts..... 98* Ga. Southern 55-43

Massachusetts..... 99 Furman 30-23 (ot)
 Massachusetts..... 99 Ga. Southern 21-38
 Massachusetts..... 03 Colgate 7-19

John Whitehead (1-2) (East Stroudsburg '50)

Lehigh..... 79 Murray St. 28-9
 Lehigh..... 79 Eastern Ky. 7-30
 Lehigh..... 80 Eastern Ky. 20-23

A.L. Williams (3-1) (Louisiana Tech '57)

Louisiana Tech..... 84 Mississippi Val. 66-19
 Louisiana Tech..... 84 Alcorn St. 44-21
 Louisiana Tech..... 84 Middle Tenn. 21-13
 Louisiana Tech..... 84 Montana St. 6-19

Steve Wilson (0-1) (Howard '79)

Howard..... 93 Marshall 14-28

Alex Wood (0-1) (Iowa '79)

James Madison..... 95 Appalachian St. 24-31

Sparky Woods (2-2) (Carson-Newman '76)

Appalachian St. 86 Nicholls St. 26-28
 Appalachian St. 87 Richmond 20-3
 Appalachian St. 87 Ga. Southern 19-0
 Appalachian St. 87 Marshall 10-24

Alvin Wyatt (0-2) (Bethune-Cookman '70)

Bethune-Cookman... 02 Ga. Southern 0-34
 Bethune-Cookman... 03 Fla. Atlantic 24-32

Dick Zornes (1-2) (Eastern Wash. '68)

Eastern Wash..... 85 Idaho 42-38
 Eastern Wash..... 85 Northern Iowa 14-17
 Eastern Wash..... 92 Northern Iowa 14-17

*National championship. †Tennessee State's participation vacated by action of the NCAA Committee on Infractions. %Stephen F. Austin's participation vacated by action of the NCAA Committee on Infractions. ^Northern Arizona's participation vacated by action of the NCAA Committee on Infractions.

Coaching Honors

Division I-A Coach-of-the-Year Award

(Selected by the American Football Coaches Association/GTE and the Football Writers Association of America)

AFCA

1935	Lynn Waldorf, Northwestern
1936	Dick Harlow, Harvard
1937	Edward Mylin, Lafayette
1938	Bill Kern, Carnegie Mellon
1939	Eddie Anderson, Iowa
1940	Clark Shaughnessy, Stanford
1941	Frank Leahy, Notre Dame
1942	Bill Alexander, Georgia Tech
1943	Amos Alonzo Stagg, Pacific (Cal.)
1944	Carroll Widdoes, Ohio St.
1945	Bo McMillin, Indiana
1946	Red Blaik, Army
1947	Fritz Crisler, Michigan
1948	Bennie Oosterbaan, Michigan
1949	Bud Wilkinson, Oklahoma
1950	Charlie Caldwell, Princeton
1951	Chuck Taylor, Stanford
1952	Biggie Munn, Michigan St.
1953	Jim Tatum, Maryland
1954	Red Sanders, UCLA
1955	Duffy Daugherty, Michigan St.
1956	Bowden Wyatt, Tennessee
1957	Woody Hayes, Ohio St.
1958	Paul Dietzel, LSU
1959	Ben Schwartzwalder, Syracuse
1960	Murray Warmath, Minnesota
1961	Bear Bryant, Alabama
1962	John McKay, Southern California
1963	Darrell Royal, Texas
1964	Frank Broyles, Arkansas, and Ara Parseghian, Notre Dame
1965	Tommy Prothro, UCLA
1966	Tom Cahill, Army
1967	John Pont, Indiana
1968	Joe Paterno, Penn St.
1969	Bo Schembechler, Michigan
1970	Charlie McClendon, LSU, and Darrell Royal, Texas
1971	Bear Bryant, Alabama
1972	John McKay, Southern California
1973	Bear Bryant, Alabama
1974	Grant Teaff, Baylor
1975	Frank Kush, Arizona St.
1976	Johnny Majors, Pittsburgh
1977	Don James, Washington
1978	Joe Paterno, Penn St.
1979	Earle Bruce, Ohio St.
1980	Vince Dooley, Georgia
1981	Danny Ford, Clemson
1982	Joe Paterno, Penn St.
1983	Ken Hatfield, Air Force
1984	LaVell Edwards, Brigham Young
1985	Fisher DeBerry, Air Force
1986	Joe Paterno, Penn St.
1987	Dick MacPherson, Syracuse
1988	Don Nehlen, West Virginia
1989	Bill McCartney, Colorado
1990	Bobby Ross, Georgia Tech
1991	Bill Lewis, East Carolina
1992	Gene Stallings, Alabama
1993	Barry Alvarez, Wisconsin
1994	Tom Osborne, Nebraska
1995	Gary Barnett, Northwestern
1996	Bruce Snyder, Arizona St.
1997	Lloyd Carr, Michigan
1998	Phillip Fulmer, Tennessee
1999	Frank Beamer, Virginia Tech
2000	Bob Stoops, Oklahoma
2001	Larry Coker, Miami (Fla.) & Ralph Friedgen, Maryland
2002	Jim Tressel, Ohio St.
2003	Pete Carroll, Southern California

FWAA

1957	Woody Hayes, Ohio St.
1958	Paul Dietzel, LSU
1959	Ben Schwartzwalder, Syracuse
1960	Murray Warmath, Minnesota
1961	Darrell Royal, Texas
1962	John McKay, Southern California
1963	Darrell Royal, Texas
1964	Ara Parseghian, Notre Dame
1965	Duffy Daugherty, Michigan St.
1966	Tom Cahill, Army
1967	John Pont, Indiana
1968	Woody Hayes, Ohio St.
1969	Bo Schembechler, Michigan
1970	Alex Agase, Northwestern
1971	Bob Devaney, Nebraska
1972	John McKay, Southern California
1973	Johnny Majors, Pittsburgh
1974	Grant Teaff, Baylor
1975	Woody Hayes, Ohio St.
1976	Johnny Majors, Pittsburgh
1977	Lou Holtz, Arkansas
1978	Joe Paterno, Penn St.
1979	Earle Bruce, Ohio St.
1980	Vince Dooley, Georgia
1981	Danny Ford, Clemson
1982	Joe Paterno, Penn St.
1983	Howard Schnellenberger, Miami (Fla.)
1984	LaVell Edwards, Brigham Young
1985	Fisher DeBerry, Air Force
1986	Joe Paterno, Penn St.
1987	Dick MacPherson, Syracuse
1988	Lou Holtz, Notre Dame
1989	Bill McCartney, Colorado
1990	Bobby Ross, Georgia Tech
1991	Don James, Washington
1992	Gene Stallings, Alabama
1993	Terry Bowden, Auburn
1994	Rich Brooks, Oregon
1995	Gary Barnett, Northwestern
1996	Bruce Snyder, Arizona St.
1997	Mike Price, Washington St.
1998	Phillip Fulmer, Tennessee
1999	Frank Beamer, Virginia Tech
2000	Bob Stoops, Oklahoma
2001	Ralph Friedgen, Maryland
2002	Jim Tressel, Ohio St.
2003	Nick Saban, LSU

Division I-AA Coach-of-the-Year Award

(Selected by the American Football Coaches Association/GTE)

1983	Rey Dempsey, Southern Ill.
1984	Dave Arnold, Montana St.
1985	Dick Sheridan, Furman
1986	Erk Russell, Ga. Southern
1987	Mark Duffner, Holy Cross
1988	Jimmy Satterfield, Furman
1989	Erk Russell, Ga. Southern
1990	Tim Stowers, Ga. Southern
1991	Mark Duffner, Holy Cross
1992	Charlie Taaffe, Citadel
1993	Dan Allen, Boston U.
1994	Jim Tressel, Youngstown St.
1995	Don Read, Montana
1996	Ray Tellier, Columbia
1997	Andy Talley, Villanova
1998	Mark Whipple, Massachusetts
1999	Paul Johnson, Ga. Southern
2000	Paul Johnson, Ga. Southern
2001	Bobby Johnson, Furman
2002	Jack Harbaugh, Western Ky.
2003	Dick Biddle, Colgate

Small College Coach-of-the-Year Awards

(Selected by the American Football Coaches Association/GTE)

COLLEGE DIVISION

1960	Warren Woodson, New Mexico St.
1961	Jake Gaither, Florida A&M
1962	Bill Edwards, Wittenberg
1963	Bill Edwards, Wittenberg
1964	Clarence Stasavich, East Carolina
1965	Jack Curtice, UC Santa Barb.
1966	Dan Jessee, Trinity (Conn.)
1967	Scrappy Moore, Chattanooga
1968	Jim Root, New Hampshire
1969	Larry Naviaux, Boston U.
1970	Bennie Ellender, Arkansas St.
1971	Tubby Raymond, Delaware
1972	Tubby Raymond, Delaware
1973	Dave Maurer, Wittenberg
1974	Roy Kramer, Central Mich.
1975	Dave Maurer, Wittenberg
1976	Jim Dennison, Akron
1977	Bill Manlove, Widener
1978	Lee Tressel, Baldwin-Wallace
1979	Bill Narduzzi, Youngstown St.
1980	Rick Carter, Dayton
1981	Vito Ragazzo, Shippensburg
1982	Jim Wacker, Texas St.

COLLEGE DIVISION I

(NCAA Division II)

1983	Don Marton, North Dakota St.
1984	Chan Gailey, Troy St.
1985	George Landis, Bloomsburg
1986	Earle Solomonson, North Dakota St.
1987	Rick Rhoades, Troy St.
1988	Rocky Hager, North Dakota St.
1989	John Williams, Mississippi Col.
1990	Rocky Hager, North Dakota St.
1991	Frank Cignetti, Indiana (Pa.)
1992	Bill Burgess, Jacksonville St.
1993	Bobby Wallace, North Ala.
1994	Bobby Wallace, North Ala.
1995	Bobby Wallace, North Ala.
1996	Joe Glenn, Northern Colo.
1997	Joe Glenn, Northern Colo.
1998	Mel Tjeerdsma, Northwest Mo. St.
1999	Mel Tjeerdsma, Northwest Mo. St.
2000	Danny Hale, Bloomsburg
2001	Dale Lennon, North Dakota
2002	Brian Kelly, Grand Valley St.
2003	Brian Kelly, Grand Valley St.

COLLEGE DIVISION II

(NCAA Division III)

1983	Bob Reade, Augustana (Ill.)
1984	Bob Reade, Augustana (Ill.)
1985	Bob Reade, Augustana (Ill.)
1986	Bob Reade, Augustana (Ill.)
1987	Walt Hameline, Wagner
1988	Jim Butterfield, Ithaca
1989	Mike Kelly, Dayton
1990	Ken O'Keefe, Allegheny
1991	Mike Kelly, Dayton
1992	John Luckhardt, Wash. & Jeff.
1993	Larry Kehres, Mount Union
1994	Pete Schmidt, Albion
1995	Roger Harring, Wis.-La Crosse
1996	Larry Kehres, Mount Union
1997	Larry Kehres, Mount Union
1998	Larry Kehres, Mount Union
1999	Frosty Westering, Pacific Lutheran
2000	Larry Kehres, Mount Union
2001	Larry Kehres, Mount Union
2002	Larry Kehres, Mount Union
2003	John Gagliardi, St. John's (Minn.)

OTHER 2003 COACHING AWARDS

THE HOME DEPOT COACH OF THE YEAR – Pete Carroll, Southern California
(Presented by The Home Depot to the nation's top coach)

EDDIE ROBINSON COACH OF THE YEAR (FWAA) – Nick Saban, LSU
(Presented by the Football Writers' Association of America)

ESPN NATIONAL COACH OF THE YEAR – Pete Carroll, Southern California
(Presented by the national sports network to the top national coach)

BEAR BRYANT COACH OF THE YEAR – Nick Saban, LSU (Presented by the National Sportscasters and Sportswriters Association)

WALTER CAMP COACH OF THE YEAR – Bob Stoops, Oklahoma (Presented by the Walter Camp Foundation)

ASSOCIATED PRESS COACH OF THE YEAR – Nick Saban, LSU (Presented by The Associated Press member newspapers, TV and radio stations)

BOBBY DODD COACH OF THE YEAR – Bob Stoops, Oklahoma (Presented by the Bobby Dodd Coach of the Year Foundation, Atlanta, Georgia)

FRANK LEAHY COACH OF THE YEAR – Pete Carroll, Southern California & Nick Saban, LSU (co-recipients) (Presented by the All-American Football Foundation)

GEORGE MUNGER COACH OF THE YEAR – Pete Carroll, Southern California
(Presented annually by the Maxwell Football Club. The award is named for former University of Pennsylvania coach George Munger. His devotion to ethics in athletics, and his commitment to education is the standard for which all college coaches should strive.)

AFCA/GTE COACH OF THE YEAR (Division I-A) – Pete Carroll, Southern California (Presented by the American Football Coaches Association)

AFCA/GTE COACH OF THE YEAR (Division I-AA) – Dick Biddle, Colgate
(Presented by the American Football Coaches Association)

AFCA/GTE COACH OF THE YEAR (NCAA Division II and all NAIA) – Brian Kelly, Grand Valley St., and Mike Van Diest, Carroll (Mont.) (Presented by the American Football Coaches Association)

AFCA/GTE COACH OF THE YEAR (Division III) – John Gagliardi, St. John's (Minn.) (Presented by the American Football Coaches Association)

AFCA ASSISTANT COACH OF THE YEAR (Division I-A) – Chuck Petersen, Air Force, Offensive Coordinator/Quarterbacks and Fullbacks Coach (Presented by the American Football Coaches Association)

AFCA ASSISTANT COACH OF THE YEAR (Division I-AA) – Donovan Rose, Hampton, Assistant Head Coach and Defensive Backs Coach (Presented by the American Football Coaches Association)

AFCA ASSISTANT COACH OF THE YEAR (Division II) – Mike Turner, Carson-Newman, Offensive Coordinator (Presented by the American Football Coaches Association)

AFCA ASSISTANT COACH OF THE YEAR (Division III) – Pedro Arruza, Washington-St. Louis, Defensive Coordinator (Presented by the American Football Coaches Association)

FRANK BROYLES AWARD (Top Division I-A Assistant Coach Award) – Brian VanGorder, Georgia, Defensive Coordinator (Presented by Former Arkansas head coach Frank Broyles)

EDDIE ROBINSON I-AA COACH OF THE YEAR – Mike Ayers, Wofford
(Presented by The Sports Network)

FRANK LEAHY COACH OF THE YEAR (Division I-AA) – K.C. Keeler, Delaware (Presented by the All-American Football Foundation)

FRANK LEAHY COACH OF THE YEAR (Division II) – Brian Kelly, Grand Valley St. (Presented by the All-American Football Foundation)

FRANK LEAHY COACH OF THE YEAR (Division III) – John Gagliardi, St. John's (Minn.) (Presented by the All-American Football Foundation)

FOOTBALL GAZETTE COACH OF THE YEAR (Division I-AA) – K.C. Keller, Delaware (Presented by the weekly Football Gazette)

FOOTBALL GAZETTE COACH OF THE YEAR (Division II) – Mark Hudspeth, North Ala. (Presented by the weekly Football Gazette)

FOOTBALL GAZETTE COACH OF THE YEAR (Division III) – John Gagliardi, St. John's (Minn.) (Presented by the weekly Football Gazette)

Oklahoma Sports Information



Bob Stoops has led Oklahoma to a 55-11 and .833 winning percentage in his five seasons at the helm to rank second among winningest active coaches with a minimum of five years as a Division I-A coach. He was honored after the 2003 season with coach-of-the-year selections by the Walter Camp and Boddy Dodd foundations.

Air Force Sports Information



Air Force's Chuck Peterson was named the Division I-A assistant coach of the year by the American Football Coaches Association, both for his work as the Falcons' offensive coordinator and his volunteer service in the Colorado Springs area and beyond.



Added and Discontinued Programs

Nationally Prominent Teams That Permanently Dropped Football....	408
Added or Resumed Programs	
Since 1968	408
Discontinued Programs	
Since 1950	409



Nationally Prominent Teams That Permanently Dropped Football

Listed alphabetically at right are the all-time records of teams formerly classified as major college that permanently discontinued football. Also included are those teams that, retroactively, are considered to have been major college (before the advent of official classification in 1937) by virtue of their schedules (i.e., at least half of their games versus other major-college opponents). All schools listed were considered to have been major college or classified in either Division I-A or I-AA for a minimum of 10 consecutive seasons.

Team	Inclusive Seasons	Years	Won	Lost	Tied	Pct.†
Cal St. Fullerton	1970-1992	23	107	150	3	.417
Carlisle Indian School..	1893-1917	25	167	88	13	.647
Centenary (La.)	1894-1947	36	148	100	21	.589
Creighton	1900-1942	43	183	139	27	.563
Denver	1885-1960	73	273	262	40	.510
Detroit	1896-1964	64	305	200	25	.599
George Washington ...	1890-1966	58	209	240	34	.468
Gonzaga	1892-1941	39	130	99	20	.562
Haskell Institute	1896-1938	43	199	166	18	.543
Lamar	1951-1989	39	171	225	9	.433
Long Beach St.	1955-1991	37	199	183	4	.521
Manhattan	1923-1942	20	77	75	11	.506
Marquette	1892-1960	68	273	220	38	.550
New York U.	1873-1952	66	201	231	32	.468
Pacific	1919-1995	77	346	397	23	.467
St. Louis	1899-1949	49	235	179	33	.563
San Francisco	*1924-1951; 1959-1971	38	133	169	20	.444
Texas-Arlington	1959-1985	27	129	150	2	.463
Wichita St.	1897-1986	89	375	402	47	.484
Xavier (Ohio)	1900-1973	61	302	223	21	.572

†Ties computed as half won and half lost. *Discontinued football during 1952 after having been classified major college. Resumed at the Division II level during 1959-71, when it was discontinued again.

Added or Resumed Programs Since 1968

NCAA Member Colleges

1968 (4)

Boise St.; *Chicago; New Jersey City (dropped 2002); UNLV.

1969 (2)

*Adelphi (dropped 1972); Towson

1970 (6)

Cal St. Fullerton (dropped 1993); *Fordham; *Georgetown; Plattsburgh St. (dropped 1979); Plymouth St.; *St. Mary's (Cal.).

1971 (6)

Boston St. (dropped 1982); Dist. Columbia (dropped 1974, resumed 1978, dropped 1990); Federal City (dropped 1975); *New England Col. (dropped 1973); Rochester Tech (dropped 1978); St. Peter's (suspended after one game 1984, resumed 1985, dropped 1988, resumed 1989).

1972 (6)

Kean; *Lake Forest; Nicholls St.; Salisbury; *San Diego; Wm. Paterson.

1973 (7)

Albany St. (N.Y.); *Benedictine (Ill.); Bowie St.; James Madison; New Haven (dropped 2003); NYIT (dropped 1984); Seton Hall (dropped 1982).

1974 (2)

FDU-Florham; Framingham St.

1975 (2)

*Brooklyn (dropped 1991); *Canisius (dropped 2002).

1976 (1)

Oswego St. (dropped 1977).

1977 (2)

*Catholic; *Minn. St. Mankato

1978 (7)

*Buffalo; *Dist. Columbia (dropped 1990); Iona; Marist; Pace; *St. Francis (Pa.); *St. John's (N.Y.) (dropped 2002).

1979 (2)

UCF; *Duchesne.

1980 (5)

*Loras; Mass.-Lowell; *Miles (dropped 1989, resumed 1990); Ramapo (dropped 1993); *Sonoma St. (dropped 1997)

1981 (4)

Buffalo St.; Mercyhurst; *West Ga.; Western New Eng.

1982 (2)

Valdosta St.; Westfield St.

1983 (2)

*Ky. Wesleyan; Stony Brook.

1984 (3)

Fitchburg St.; *Ga. Southern; *Samford.

1985 (6)

Ferrum; MacMurray; N.Y. Maritime (dropped 1986, resumed 1987, dropped 1989); *St. Peter's (dropped 1988, resumed 1989); *Villanova; Worcester St.

1986 (4)

*UC Santa Barb. (dropped 1992); Menlo; *Quincy; Wesley.

1987 (5)

*Aurora; *Drake; Gallaudet; *N.Y. Maritime (dropped 1989); St. John Fisher.

1988 (7)

Assumption; Bentley; Mass.-Boston (dropped 2000); Mass.-Dartmouth; *MIT (last team was in 1901); Siena (dropped 2003); Stonehill.

1989 (4)

*Gannon; Methodist; *St. Peter's; *Southern Methodist.

1990 (3)

*Hardin-Simmons; *Miles; Thomas More.

1991 (3)

UAB; Charleston So.; Sacred Heart.

1992 (1)

*West Tex. A&M.

1993 (3)

*King's (Pa.); Monmouth; Salve Regina.

1994 (2)

Chapman; Robert Morris.

1996 (3)

Fairfield (dropped 2002); Merrimack; Westminster (Mo.)

1997 (3)

Hartwick; *La Salle; South Fla.

1998 (1)

Jacksonville

1999 (3)

Bryant; St. Anselm; Wis. Lutheran

2000 (4)

East Tex. Baptist; Greensboro; Mary Hardin-Baylor; Shenandoah

2001 (6)

Averett; Chris. Newport; Fla. Atlantic; Rockford; Stillman; Utica

2002 (2)

Florida Int'l; * St. Augustine's (dropped 1966)

2003 (4)

*Charleston (W.V.) (dropped 1957); Coastal Caro.; Shaw; *Southeastern La. (dropped 1986)

*Previously dropped football.

Non-NCAA Senior Colleges

1968 (2)

#Mo. Southern St.; #Southwest St.

1970 (1)

#Mo. Western St.

1971 (3)

#Concordia (St. Paul); #Gardner-Webb; #Grand Valley St.

1972 (5)

#Dr. Martin Luther; #Mars Hill; Northwestern (Minn.); Pillsbury; #Western Conn. St.

1973 (2)

#Liberty; #Mass. Maritime.

1974 (3)

#*N.M. Highlands; #Northeastern Ill. (dropped 1988); #Saginaw Valley.

1976 (2)

#Maranatha Baptist; #Mesa St.

1977 (2)

Evangel; Olivet Nazarene.

1978 (3)

*Baptist Christian (dropped 1983); *St. Ambrose; *Yankton (dropped 1984).

1979 (2)

Fort Lauderdale (dropped 1982); Lubbock Christian (dropped 1983).

1980 (1)

Mid-America Nazarene.

1983 (2)

Ga. Southwestern (dropped 1989); #Loras.

1984 (3)

St. Paul Bible; #Southwest Baptist; *Union (Ky.).

1985 (4)

*Cumberland (Ky.); *Lambuth; *Tenn. Wesleyan; #Tiffin.

1986 (4)

*#St. Francis (Ill.); Trinity Bible (N.D.); Urbana; #Wingate.

1987 (1)

#Greenville.

1988 (5)

Campbellsville; Mary; #Midwestern St.; Trinity (Ill.); *Western Mont.

1990 (3)

*Cumberland; Lindenwood; #Mt. St. Joseph (Ohio).

1991 (3)

#Clinch Valley; #Lees-McRae (dropped 1994); #*Tusculum.

1993 (6)

#Ark-Pine Bluff; *Bethel (Tenn.); #Chowan; Malone; St. Xavier (Ill.); Sue Bennett.

1996 (1)

*McKendree

1998 (1)

#*Texas Lutheran

2000 (3)

#Mount Ida; *Northern Mont. (dropped 1972); *Paul Quinn (dropped 1961)

2001 (4)

#Louisiana Col. (dropped 1969); #Minn.-Crookston; Southwestern Assemblies of God; #Va.-Wise.

2002 (2):

Edward Waters; St. Paul's (Va.)

2003 (1):

#North Greenville

2004 (1):

Central St. (Ohio)

*Previously dropped football. #Now NCAA member.

Discontinued Programs Since 1950

(Includes NCAA member colleges and non-member colleges; also colleges that closed or merged with other institutions.)

Prior to 1950, the following institutions had a major-college football program when it was discontinued and the year discontinued is in parentheses: Carlisle Indian School (1918); Centenary (La.) (1948); Creighton (1943); Gonzaga (1942); Haskell Institute (1939); Manhattan (1943).

1950 (9)

Alliance; Canisius (resumed 1975; dropped 2002); Huntington; Oklahoma City; *Portland; Rio Grande; Rollins; *St. Louis (I-A); Steubenville.

1951 (38)

Arkansas Col.; Atlantic Christian; Canterbury; Catholic (resumed 1977); CCNY; Corpus Christi (resumed 1954, dropped 1967); Daniel Baker; Detroit Tech; *Duquesne (resumed 1979) (I-AA); East Tex. Baptist (resumed 2000); Gannon (resumed 1989); *Georgetown (resumed 1970) (I-AA); Glassboro St. (resumed 1964—name changed to Rowan in 1992); Hartwick; High Point; LeMoyne-Owen; Lowell Textile; Lycoming (resumed 1954); McKendree (resumed 1996); Milligan; Mt. St. Mary's (Md.); Nevada (resumed 1952); New Bedford Textile; New England Col. (resumed 1971, dropped 1973); Niagara; Northern Idaho; Panzer; St. Mary's (Cal.) (resumed 1970); St. Michael's (N.M.); Shurtleff (resumed 1953, dropped 1954); Southern Idaho; Southwestern (Tenn.) (resumed 1952—name changed to Rhodes in 1986); Southwestern (Tex.); Tillotson; Tusculum (resumed 1991); Washington (Md.); West Va. Wesleyan (resumed 1953); William Penn (resumed 1953).

1952 (13)

Aquinas; Clarkson; Erskine; Louisville Municipal; *Loyola Marymount; Nebraska Central; Rider; Samuel Huston; *San Francisco (resumed 1959, dropped 1972); Shaw (resumed 1953, dropped 1979); St. Bonaventure; St. Martin's; Teikyo Westmar (resumed 1953).

1953 (10)

Arnold; Aurora; Bethel (Tenn.) (resumed 1993); Cedarville; Champlain; Davis & Elkins (resumed 1955, dropped 1962); Georgetown (Ky.) (resumed 1955); *New York U. (I-A); *Santa Clara (resumed 1959, dropped 1993); Union (Tenn.).

1954 (8)

Adelphi (resumed 1969, dropped 1972); Case Tech (resumed 1955); Quincy (resumed 1986); St. Francis (Pa.) (resumed 1978); St. Michael's (Vt.); Shurtleff (resumed 1953); *Wash. & Lee (resumed 1955); York (Neb.).

1955 (2)

*Fordham (resumed 1970) (I-AA); St. Mary's (Minn.).

1956 (4)

Brooklyn (resumed 1975, dropped 1991); Hendrix (resumed 1957, dropped 1961); William Carey; Wisconsin Extension.

1957 (4)

Charleston (W.V.) (resumed 2003); Lewis; Midwestern (Iowa) (resumed 1966); Stetson.

1959 (2)

Florida N&I; West Ga. (resumed 1981).

1960 (5)

Brandeis; Leland; Loras (resumed 1980); St. Ambrose (resumed 1978); Xavier (La.).

1961 (9)

*Denver (I-A); Hawaii (resumed 1962); Hendrix; Lincoln (Pa.); *Marquette (I-A); Paul Quinn (resumed 2000); Scranton; Texas College; Tougaloo.

1962 (5)

Azusa Pacific (resumed 1965); Davis & Elkins; San Diego (resumed 1972); Southern Cal Col.; Westminster (Utah) (resumed 1965, dropped 1979).

1963 (3)

Benedictine (Ill.) (resumed 1973); *Hardin-Simmons (resumed 1990); St. Vincent (Pa.).

1964 (2)

King's (Pa.) (resumed 1993); Paine.

1965 (7)

Claffin; *Detroit (I-A); Dillard; Miss. Industrial; Morris; Philander Smith; Rust.

1966 (1)

St. Augustine's (resumed 2002).

1967 (6)

Benedict; Corpus Christi; *George Washington (I-A); Jarvis Christian; Ozarks; South Caro. Trade.

1968 (2)

Edward Waters (resumed 2002); Frederick.

1969 (6)

Allen; Case Tech and Western Reserve merged to form Case Reserve; George Fox; Louisiana Col. (resumed 2001); UC San Diego; Wiley.

1971 (5)

Bradley; *Buffalo (resumed 1978); Hiram Scott; Lake Forest (resumed 1972); Parsons.

1972 (8)

Adelphi; UC Santa Barb. (resumed 1986, dropped 1992); Haverford; North Dak.-Ellendale; Northern Mont. (resumed 2000); Northwood (Tex.); San Francisco (I-A); Sonoma St. (resumed 1980, dropped 1997).

1973 (2)

New England Col.; N.M. Highlands (resumed 1974).

1974 (6)

Col. of Emporia; Dist. Columbia (resumed 1978, dropped 1990); Drexel; Ill.-Chicago; Samford (resumed 1984) (I-AA); *Xavier (Ohio) (I-A).

1975 (6)

Baptist Christian (resumed 1978, dropped 1983); Bridgeport; Federal City; *Tampa; Vermont; Wis.-Milwaukee.

1976 (3)

UC Riverside; Minn. St. Mankato (resumed 1977); Northland.

1977 (4)

Caltech; Oswego St.; Whitman; Yankton (resumed 1978, dropped 1984).

1978 (3)

Cal St. L.A.; Col. of Idaho; Rochester Tech.

1979 (5)

Miles (resumed 1980, dropped 1989, resumed 1990); Mont. St.-Billings; Plattsburgh St.; Shaw; Westminster (Utah).

1980 (3)

†Gallaudet; Md.-East Shore; U.S. Int'l.

1981 (2)

Bluefield St.; *Villanova (resumed 1985) (I-AA).

1982 (4)

Boston St.; Fort Lauderdale; Milton; Seton Hall.

1983 (3)

Baptist Christian; Cal Poly Pomona; Lubbock Christian.

1984 (5)

Fisk; New York Tech; St. Peter's (suspended after one game, resumed 1985, dropped 1988, resumed 1989) (I-AA); So. Dak.-Springfield; Yankton.

1985 (1)

Colorado St.-Pueblo

1986 (4)

Drake (resumed 1987) (I-AA); N.Y. Maritime (resumed 1987, dropped 1989); Southeastern La. (resumed 2003) (I-AA); *Texas-Arlington (I-A).

1987 (4)

Bishop; *Southern Methodist (resumed 1989) (I-A); Western Mont. (resumed 1988); *Wichita St. (I-A).

1988 (4)

Northeastern Ill.; St. Paul's; St. Peter's (resumed 1989); Texas Lutheran (resumed 1998).

1989 (3)

Ga. Southwestern; Miles (resumed 1990); N.Y. Maritime.

1990 (2)

*Lamar (I-A); Lincoln (Mo.) (resumed 1999).

1991 (3)

Brooklyn; Tarkio; West Tex. A&M (resumed 1992).

1992 (3)

*Long Beach St. (I-A); Pacific (Ore.); St. Mary of the Plains.

1993 (5)

*Cal St. Fullerton (I-A); Cameron; Ramapo; Santa Clara; Wis.-Superior.

1994 (4)

Cal St. Hayward; Lees-McRae; Oregon Tech; Upsala.

1995 (1)

San Fran. St.

1996 (1)

*Pacific (I-A).

1997 (2)

Cal St. Chico; Sonoma St.

1998 (2)

Boston U. (I-AA); Evansville (I-AA)

2000 (3)

Mass.-Boston; Morningside; Swarthmore

2001 (1)

Cal St. Northridge (I-AA)

2002 (6)

Canisius (I-AA); Fairfield (I-AA); Mass.-Lowell; Morris Brown; New Jersey City; St. John's (N.Y.) (I-AA)

2003 (4)

East Tenn. St. (I-AA); New Haven; St. Mary's (Cal.) (I-AA); Siena (I-AA)

**Classified major college previous year. †Did not play a 7-game varsity schedule, 1980-86, and returned to club status in 1995.*

Note: *In parentheses is classification at the time the institution discontinued the football program. Prior to 1978, major-college programs are identified as I-A.*



Championship Results

Division I-AA Championship 412





Delaware's David Boler reaches the end zone on one of his two touchdown receptions in the Blue Hens' 40-0 triumph over Colgate in the championship contest.

Division I-AA Championship

2003 Title Game Summary

Blue Hens Blank Raiders: Delaware won its first Division I-AA title and concluded a dominating run through the playoffs with a 40-0 victory over Colgate.

It was the Blue Hens' second NCAA crown. Delaware captured the Division II title in 1979 - when current head coach K.C. Keeler played on the team.

Quarterback Andy Hall threw two touchdown passes to David Boler as the Blue Hens finished 15-1 and outscored their four playoff opponents by a 149-23 margin. Delaware also posted the first shutout and the widest margin of victory in the 26-year history of the title game.

Hall completed 12 of 20 passes for 183 yards. Germaine Bennett and Antwan Jenkins each scored two touchdowns on short runs for the Blue Hens.

Mike Adams topped the Delaware defense, which did not allow Colgate to penetrate any closer than the Blue Hens' 20-yard line, with nine tackles and a pass break-up.

Colgate quarterback Chris Brown connected on nine of 21 attempts for 94 yards. The Raiders, who had a 21-game winning streak broken, also posted a 15-1 record.

FINLEY STADIUM/DAVENPORT FIELD, CHATTANOOGA, TENNESSEE; DECEMBER 19

	Colgate	Delaware
First Downs	10	20
Rushing Yardage	46	165
Passing Yardage.....	111	183
Passes (Comp.-Att.-Int.)	10-22-0	12-20-0
Punts (Number-Average)	8-29.5	4-38.0
Fumbles (Number-Lost)	2-1	0-0
Penalties (Number-Yards)	3-35	5-45
Colgate	0	0
Delaware.....	13	14
	7	6-40

FIRST QUARTER

Delaware—Antawn Jenkins 3 run (Brad Shushman kick) (60 yards in 8 plays, 7:29 left)
Delaware—Germaine Bennett 1 run (kick failed) (34 yards in 5 plays, 2:35 left)

SECOND QUARTER

Delaware—David Boler 5 pass from Andy Hall (Shushman kick) (18 yards in 5 plays, 14:55 left)

THIRD QUARTER

Delaware—Boler 9 pass from Hall (Shushman kick) (28 yards in 5 plays, 7:30 left)
Delaware—Bennett 1 run (Shushman kick) (62 yards in 8 plays, 2:52 left)

FOURTH QUARTER

Delaware—Jenkins 2 run (kick failed) (58 yards in 7 plays, 12:22 left)

INDIVIDUAL LEADERS

Rushing: Colgate—Jamaal Branch 20-55, J.B. Gerald 1-3, Matt Kobelski 1-1, Eric Guglielmotti 2-(minus 3), Chris Brown 8-(minus 10); Delaware—Bennett 20-60, Jenkins 14-53, Hall 12-36, Niquan Lee 5-23, Team 2-0, Ryan Carty 2-(minus 7).

Passing: Colgate—Brown 9-21-0-94, Mike Saraceno 1-1-0-17; Delaware—Hall 12-20-0-183.

Receiving: Colgate—Luke Graham 4-32, John Frieser 2-31, Gerald 2-24, Mike Christie 1-17, DeWayne Long 1-7; Delaware—Boler 6-91, Justin Long 4-75, Brian Ingram 1-15, Jesse O'Neill 1-2.

NCAA I-AA Football Championship History

1978 At the 72nd NCAA Convention (January 1978) in Atlanta, Ga., the membership voted to establish the Division I-AA Football Championship and a statistics program for the division. The format for the first I-AA championship, held in Wichita Falls, Texas, was a single-elimination, four-team tournament. Florida A&M defeated Massachusetts, 35-28, in the title game. The game was televised by ABC.

1981 The championship expanded to include eight teams in a single-elimination tournament.

1982 The championship expanded to include 12 teams. Eight teams played first-round games at campus sites, and the top four teams, seeded by the Division I-AA Football Committee, received byes.

1986 The championship field expanded to its current format of 16 teams with each team playing a first-round game.

1987 Louisiana-Monroe defeated Marshall, 43-42, in the closest game in championship history.

1989 A then-record 25,725 fans watched Georgia Southern down Stephen F. Austin, 37-34, in the championship game at Allen E. Paulson Stadium in Statesboro, Ga.

1990 Georgia Southern won its fourth I-AA championship, adding to its titles in 1985, 1986 and 1989.

1991 Youngstown State won its first national championship with a 25-17 victory over Marshall. Penguin head coach Jim Tressel joined his father, Lee, as the only father-son combination to win NCAA football titles. Lee Tressel won the 1978 Division III championship at Baldwin-Wallace.

1992 A then-record crowd of 31,304 in Huntington, W.Va., saw Marshall return the favor with a 31-28 win over Youngstown State for its first I-AA title.

1993 The I-AA championship provided for a maximum field of 16 teams. Six member conferences (Big Sky, Gateway, Ohio Valley, Southern, Southland and Yankee) were granted automatic qualification for their respective winners. Youngstown State won its second I-AA title with a 17-5 victory over Marshall before a crowd of 29,218 in Huntington, W. Va.

1994 Youngstown State won its third national title in four years with a 28-14 victory over Boise State.

1995 Montana won its first Division I-AA title before a championship record crowd of 32,106 in Huntington, W.Va.

1996 Marshall, making its fifth visit to the championship game since 1991, won its second Division I-AA title with a 49-29 victory over defending champion Montana before 30,052 in Huntington, W.Va.

1997 Youngstown State won its fourth national title in the 1990s with a 10-9 victory over McNeese State in Chattanooga, Tenn.

1999 Georgia Southern closed out the century with another national title, posting a 59-24 victory over Youngstown State. The Eagles won their fifth title, surpassing Youngstown State's four championships and taking over the division lead in crowns.

2000 Georgia Southern rallied past Montana, 27-25, to claim back-to-back titles for the third time in its Division I-AA history.

2001 Montana won a defensive duel with Furman, 13-6, to claim its second title.

2002 Western Kentucky won its first Division I-AA championship with a 34-14 victory over McNeese State, which lost in the final for the second time (1997 in 10-9 loss to Youngstown State). Coach Jack Harbaugh, father of former Chicago Bears' and Indianapolis Colts' quarterback Jim Harbaugh, won his first NCAA title.

2003 Delaware won its first NCAA crown since winning the 1979 Division II championship. The Blue Hens outscored their opponents by a combined margin of 149-23 and posted the first championship-game shutout with a 40-0 blanking of previously unbeaten Colgate. It was the first NCAA title for head coach and former Delaware linebacker K.C. Keeler, who had five second-place finishes at Division III Rowan.

Division I-AA All-Time Championship Results

Year	Champion	Coach	Score	Runner-Up	Site	Attendance
1978	Florida A&M	Rudy Hubbard	35-28	Massachusetts	Wichita Falls, Texas	13,604
1979	Eastern Ky.	Roy Kidd	30-7	Lehigh	Orlando, Fla.	5,500
1980	Boise St.	Jim Criner	31-29	Eastern Ky.	Sacramento, Calif.	8,157
1981	Idaho St.	Dave Kragthorpe	34-23	Eastern Ky.	Wichita Falls, Texas	11,003
1982	Eastern Ky.	Roy Kidd	17-14	Delaware	Wichita Falls, Texas	11,257
1983	Southern Ill.	Rey Dempsey	43-7	Western Caro.	Charleston, S.C.	15,950
1984	Montana St.	Dave Arnold	19-6	Louisiana Tech	Charleston, S.C.	9,125
1985	Ga. Southern	Erk Russell	44-42	Furman	Tacoma, Wash.	5,306
1986	Ga. Southern	Erk Russell	48-21	Arkansas St.	Tacoma, Wash.	4,419
1987	La.-Monroe	Pat Collins	43-42	Marshall	Pocatello, Idaho	11,513
1988	Furman	Jimmy Satterfield	17-12	Ga. Southern	Pocatello, Idaho	11,500
1989	Ga. Southern	Erk Russell	37-34	*Stephen F. Austin	Statesboro, Ga.	25,725
1990	Ga. Southern	Tim Stowers	36-13	Nevada	Statesboro, Ga.	23,204
1991	Youngstown St.	Jim Tressel	25-17	Marshall	Statesboro, Ga.	12,667
1992	Marshall	Jim Donnan	31-28	Youngstown St.	Huntington, W.Va.	31,304
1993	Youngstown St.	Jim Tressel	17-5	Marshall	Huntington, W.Va.	29,218
1994	Youngstown St.	Jim Tressel	28-14	Boise St.	Huntington, W.Va.	27,674
1995	Montana	Don Read	22-20	Marshall	Huntington, W.Va.	32,106
1996	Marshall	Bob Pruett	49-29	Montana	Huntington, W.Va.	30,052
1997	Youngstown St.	Jim Tressel	10-9	McNeese St.	Chattanooga, Tenn.	14,771
1998	Massachusetts	Mark Whipple	55-43	Ga. Southern	Chattanooga, Tenn.	17,501
1999	Ga. Southern	Paul Johnson	59-24	Youngstown St.	Chattanooga, Tenn.	20,052
2000	Ga. Southern	Paul Johnson	27-25	Montana	Chattanooga, Tenn.	17,156
2001	Montana	Joe Glenn	13-6	Furman	Chattanooga, Tenn.	12,698
2002	Western Ky.	Jack Harbaugh	34-14	McNeese St.	Chattanooga, Tenn.	12,360
2003	Delaware	K.C. Keeler	40-0	Colgate	Chattanooga, Tenn.	14,281

*Stephen F. Austin's participation in 1989 Division I-AA championship vacated.

2003 Division I-AA Championship Results

FIRST ROUND

Northern Ariz. 35, McNeese St. 3
 Fla. Atlantic 32, Bethune-Cookman 24
 Colgate 19, Massachusetts 7
 Western Ill. 43, Montana 40 (2 ot)
 Wofford 31, N.C. A&T 10
 Western Ky. 45, Jacksonville St. 7
 Delaware 48, Southern Ill. 7
 Northern Iowa 35, Montana St. 14

QUARTERFINALS

Fla. Atlantic 48, Northern Ariz. 25
 Colgate 28, Western Ill. 27
 Wofford 34, Western Ky. 17
 Delaware 37, Northern Iowa 7

SEMIFINALS

Colgate 36, Fla. Atlantic 24
 Delaware 24, Wofford 9

CHAMPIONSHIP

Delaware 40, Colgate 0

Individual Records

GAME

NET YARDS RUSHING

333—Adrian Peterson, Ga. Southern (38) vs. Massachusetts (21), 12-4-99.

RUSHES ATTEMPTED

46—Tamron Smith, Youngstown St. (10) vs. Samford (0), 12-14-91.

TOUCHDOWNS BY RUSHING

6—Sean Sanders, Weber St. (59) vs. Idaho (30), 11-28-87.

NET YARDS PASSING

517—Todd Hammel, Stephen F. Austin (59) vs. Grambling (56), 11-25-89.

PASSES ATTEMPTED

82—Steve McNair, Alcorn St. (20) vs. Youngstown St. (63), 11-25-94.

PASSES COMPLETED

52—Steve McNair, Alcorn St. (20) vs. Youngstown St. (63), 11-25-94.

PASSES INTERCEPTED

7—Jeff Gilbert, Western Caro. (7) vs. Southern Ill. (43), 12-17-83.

TOUCHDOWN PASSES

6—Mike Smith, Northern Iowa (41) vs. La.-Monroe (44), 12-12-87; Clemente Gordon, Grambling (56) vs. Stephen F. Austin (59), 11-25-89.

COMPLETION PERCENTAGE (Min. 15 Attempts)

.882—Jeff Ryan, Youngstown St. (41) vs. N.C. A&T (3), 12-4-99 (15 of 17).

NET YARDS RUSHING AND PASSING

539—Todd Hammel, Stephen F. Austin (59) vs. Grambling (56), 11-25-89 (22 rushing, 517 passing).

RUSHING AND PASSING PLAYS

91—Steve McNair, Alcorn St. (20) vs. Youngstown St. (63), 11-25-94 (9 rushing, 82 passing).

PUNTING AVERAGE (Min. 3 Punts)

54.5—Jay Heibel, Lehigh (22) vs. Delaware (47), 12-2-00 (4 for 218).

PUNTS

14—Fred McRae, Jackson St. (0) vs. Stephen F. Austin (24), 11-26-88.

RECEPTIONS

18—Brian Forster, Rhode Island (23) vs. Richmond (17), 12-1-84.

NET YARDS RECEIVING

288—Randy Moss, Marshall (59) vs. Delaware (14), 11-30-96 (8 catches).

TOUCHDOWN RECEPTIONS

4—Tony DiMaggio, Rhode Island (35) vs. Akron (27), 11-30-85; Randy Moss, Marshall (49) vs. Montana (29), 12-21-96.

INTERCEPTIONS

4—Greg Shipp, Southern Ill. (43) vs. Western Caro. (7), 12-17-83.

YARDS GAINED ON INTERCEPTION RETURNS

117—Kevin Sullivan, Massachusetts (44) vs. Nevada (21), 12-9-78.

YARDS GAINED ON PUNT RETURNS

121—Darren Sharper, William & Mary (45) vs. Jackson St. (6), 11-30-96.

YARDS GAINED ON KICKOFF RETURNS

232—Mike Cadore, Eastern Ky. (32) vs. La.-Monroe (33), 12-5-87, 6 returns, 1 for 99-yard TD.

POINTS

36—Sean Sanders, Weber St. (59) vs. Idaho (30), 11-28-87.

TOUCHDOWNS

6—Sean Sanders, Weber St. (59) vs. Idaho (30), 11-28-87.

EXTRA POINTS

10—Andy Larson, Montana (70) vs. Stephen F. Austin (14), 12-9-95.

FIELD GOALS

5—Matt Fordyce, Fordham (29) vs. Northeastern (24), 11-30-2002; Justin Langan, Western Ill. (43) vs. Montana St. (40) (2 ot), 11-29-2003.

TOURNAMENT**NET YARDS RUSHING**

897—Adrian Peterson, Ga. Southern, 1999 (134 vs. Northern Ariz., 333 vs. Massachusetts, 183 vs. Illinois St., 247 vs. Youngstown St.)

RUSHES ATTEMPTED

123—Ray Whalen, Nevada, 1990 (21 vs. La.-Monroe, 34 vs. Furman, 44 vs. Boise St., 24 vs. Ga. Southern).

NET YARDS PASSING

1,500—Dave Dickenson, Montana, 1995 (441 vs. Eastern Ky., 408 vs. Ga. Southern, 370 vs. Stephen F. Austin, 281 vs. Marshall).

PASSES ATTEMPTED

177—Jeff Gilbert, Western Caro., 1983 (47 vs. Colgate, 52 vs. Holy Cross, 45 vs. Furman, 33 vs. Southern Ill.); Brian Ah Yat, Montana, 1996 (48 vs. Nicholls St., 34 vs. East Tenn. St., 40 vs. Troy St., 55 vs. Marshall).

PASSES COMPLETED

122—Dave Dickenson, Montana, 1995 (31 vs. Eastern Ky., 37 vs. Ga. Southern, 25 vs. Stephen F. Austin, 29 vs. Marshall).

PASSES INTERCEPTED

11—Todd Hammel, Stephen F. Austin, 1989 (0 vs. Grambling, 4 vs. Southwest Mo. St., 2 vs. Furman, 5 vs. Ga. Southern).

TOUCHDOWN PASSES

14—Todd Hammel, Stephen F. Austin, 1989 (5 vs. Grambling, 4 vs. Southwest Mo. St., 2 vs. Furman, 3 vs. Ga. Southern).

COMPLETION PERCENTAGE (Min. 40 Completions)

.769—Giovanni Carmazzi, Hofstra, 1999, 50 of 65 (22-30 vs. Lehigh, 28-35 vs. Illinois St.)

RECEPTIONS

41—Joe Douglass, Montana, 1996 (10 vs. Nicholls St., 10 vs. East Tenn. St., 8 vs. Troy St., 13 vs. Marshall).

NET YARDS RECEIVING

636—Randy Moss, Marshall, 1996 (288 vs. Delaware, 82 vs. Furman, 46 vs. Northern Iowa, 220 vs. Montana).

TOUCHDOWN RECEPTIONS

10—Randy Moss, Marshall, 1996 (3 vs. Delaware, 2 vs. Furman, 1 vs. Northern Iowa, 4 vs. Montana).

POINTS

74—Adrian Peterson, Ga. Southern, 1999 (6 vs. Northern Ariz., 32 vs. Massachusetts, 18 vs. Illinois St., 18 vs. Youngstown St.).

TOUCHDOWNS

12—Adrian Peterson, Ga. Southern, 1999 (1 vs. Northern Ariz., 5 vs. Massachusetts, 3 vs. Illinois St., 3 vs. Youngstown St.).

LONGEST PLAYS**RUSH**

90—Henry Fields, McNeese St. (38) vs. Idaho (21), 11-26-94, TD.

PASS (Including Run)

90—Paul Singer 22 pass to Derek Swanson and 68 fumble recovery advancement by Steve Williams, Western Ill. (32) vs. Western Ky. (35), 11-26-88.

FIELD GOAL

56—Tony Zendejas, Nevada (27) vs. Idaho St. (20), 11-26-83.

PUNT

88—Mike Cassidy, Rhode Island (20) vs. Montana St. (32), 12-8-84.

PUNT RETURN

86—Antonio Veals, Western Ky. (59) vs. Murray St. (20), 11-30-2002, TD.

KICKOFF RETURN

100—Chris Fontenette, McNeese St. (7) vs. Northern Iowa (29), 12-5-92, TD.

INTERCEPTION RETURN

100—Melvin Cunningham, Marshall (28) vs. James Madison (21) (ot), 12-3-94, TD; Paul Williams, Delaware (38) vs. Hofstra (17), 11-25-95, TD.

FUMBLE RETURN

95—Randy Smith, Youngstown St. (63) vs. Alcorn St. (20), 11-25-94, TD.

Team Records**GAME****FIRST DOWNS**

41—Montana (45) vs. Ga. Southern (0), 12-2-95.

FIRST DOWNS BY RUSHING

26—La.-Monroe (78) vs. Alcorn St. (27), 11-28-92.

FIRST DOWNS BY PASSING

29—Alcorn St. (20) vs. Youngstown St. (63), 11-25-94.

NET YARDS RUSHING

638—Ga. Southern (59) vs. Youngstown St. (24), 12-18-99 (59 rushes).

RUSHES ATTEMPTED

81—Youngstown St. (10) vs. Samford (0), 12-14-91.

NET YARDS PASSING

537—Montana (30) vs. McNeese St. (28), 12-3-94.

PASSES ATTEMPTED

90—Rhode Island (15) vs. Furman (59), 12-7-85.

PASSES COMPLETED

52—Alcorn St. (20) vs. Youngstown St. (63), 11-25-94.

PASSES INTERCEPTED

7—Western Caro. (7) vs. Southern Ill. (43), 12-17-83; Rhode Island (15) vs. Furman (59), 12-7-85; Weber St. (23) vs. Marshall (51), 12-5-87.

COMPLETION PERCENTAGE (Min. 20 Attempts)

.850—Illinois St. (37) vs. Hofstra (20), 12-4-99 (34 of 40).

NET YARDS RUSHING AND PASSING

742—La.-Monroe (78) vs. Alcorn St. (27), 11-28-92 (502 rushing, 240 passing).

RUSHING AND PASSING PLAYS

114—Nevada (42) vs. Furman (35) (3 ot), 12-1-90 (47 rushing, 67 passing).

PUNTING AVERAGE (Min. 4 Punts)

54.5—Lehigh (22) vs. Delaware (47), 12-2-2000 (4 for 218).

PUNTS

14—Jackson St. (0) vs. Stephen F. Austin (24), 11-26-88.

PUNTS BLOCKED

2—Florida A&M (35) vs. Massachusetts (28), 12-16-78; Boise St. (14) vs. Grambling (9), 12-13-80.

YARDS GAINED ON PUNT RETURNS

128—William & Mary (45) vs. Jackson St. (6), 11-30-96.

YARDS GAINED ON KICKOFF RETURNS

232—Eastern Ky. (32) vs. La.-Monroe (33), 12-5-87.

YARDS GAINED ON INTERCEPTION RETURNS

164—Marshall (51) vs. Weber St. (23), 12-5-87.

YARDS PENALIZED

172—Tennessee St. (32) vs. Jackson St. (23), 11-29-86.

FUMBLES LOST

7—Jackson St. (8) vs. Marshall (38), 11-25-95.

POINTS

78—La.-Monroe vs. Alcorn St. (27), 11-28-92.

TOURNAMENT**FIRST DOWNS**

125—Montana, 1995 (25 vs. Eastern Ky., 41 vs. Ga. Southern, 38 vs. Stephen F. Austin, 21 vs. Marshall).

NET YARDS RUSHING

2,030—Ga. Southern, 1999 (559 vs. Northern Ariz., 470 vs. Massachusetts, 363 vs. Illinois St., 638 vs. Youngstown St.).

NET YARDS PASSING

1,703—Montana, 1996 (447 vs. Nicholls St., 467 vs. East Tenn. St., 454 vs. Troy St., 335 vs. Marshall).

NET YARDS RUSHING AND PASSING

2,253—Ga. Southern, 1999 (659 vs. Northern Ariz., 500 vs. Massachusetts, 439 vs. Illinois St., 655 vs. Youngstown St.).

PASSES ATTEMPTED

197—Montana, 1996 (53 vs. Nicholls St., 44 vs. East Tenn. St., 45 vs. Troy St., 55 vs. Marshall).

PASSES COMPLETED

137—Montana, 1995 (35 vs. Eastern Ky., 42 vs. Ga. Southern, 31 vs. Stephen F. Austin, 29 vs. Marshall).

PASSES INTERCEPTED

11—Stephen F. Austin, 1989 (0 vs. Grambling, 4 vs. Southwest Mo. St., 2 vs. Furman, 5 vs. Ga. Southern).

PUNTS

29—Northern Iowa, 1992 (11 vs. Eastern Wash., 10 vs. McNeese St., 8 vs. Youngstown St.).

YARDS PENALIZED

350—Ga. Southern, 1986 (106 vs. N.C. A&T, 104 vs. Nicholls St., 75 vs. Nevada, 65 vs. Arkansas St.).

FUMBLES LOST

9—Nevada, 1983 (3 vs. Idaho St., 4 vs. North Texas, 2 vs. Southern Ill.); Youngstown St., 1991 (3 vs. Villanova, 1 vs. Nevada, 4 vs. Samford, 1 vs. Marshall); Ga. Southern, 1998 (1 vs. Colgate, 2 vs. Connecticut, 0 vs. Western Ill., 6 vs. Massachusetts).

POINTS

203—Ga. Southern, 1986 (52 vs. N.C. A&T, 55 vs. Nicholls St., 48 vs. Nevada, 48 vs. Arkansas St.).

Championship Game Records

INDIVIDUAL

NET YARDS RUSHING

247—Adrian Peterson, Ga. Southern (59) vs. Youngstown St. (24), 1999 (25 rushes).

RUSHES ATTEMPTED

35—Marcel Shipp, Massachusetts (55) vs. Ga. Southern (43), 1998 (244 yards).

TOUCHDOWNS BY RUSHING

4—John Bagwell, Furman (42) vs. Ga. Southern (44), 1985.

NET YARDS PASSING

474—Tony Peterson, Marshall (42) vs. La.-Monroe (43), 1987 (28 of 54).

PASSES ATTEMPTED

57—Kelly Bradley, Montana St. (19) vs. Louisiana Tech (6), 1984 (32 completions).

PASSES COMPLETED

36—Brian Ah Yat, Montana (29) vs. Marshall (49), 1996 (55 attempts).

PASSES HAD INTERCEPTED

7—Jeff Gilbert, Western Caro. (7) vs. Southern Ill. (43), 1983.

TOUCHDOWN PASSES

4—Tracy Ham, Ga. Southern (44) vs. Furman (42), 1985; Tony Peterson, Marshall (42) vs. La.-Monroe (43), 1987; Eric Kresser, Marshall (49) vs. Montana (29), 1996.

COMPLETION PERCENTAGE

(Min. 8 Attempts)

.875—Mark Brungard, Youngstown St. (17) vs. Marshall (5), 1993 (7 of 8).

NET YARDS RUSHING AND PASSING

509—Tracy Ham, Ga. Southern (44) vs. Furman (42), 1985 (90 rushing, 419 passing; 56 plays).

RUSHING AND PASSING PLAYS

67—Brian Ah Yat, Montana (29) vs. Marshall (49), 1996 (12 rush, 55 pass; 301 yards).

PUNTING AVERAGE

(Min. 3 Punts)

51.0—Andrew Maclay, Massachusetts (55) vs. Ga. Southern (43), 1998 (4 for 204).

PUNTS

10—Rick Titus, Delaware (14) vs. Eastern Ky. (17), 1982 (41.6 average).

RECEPTIONS

13—Joe Douglass, Montana (29) vs. Marshall (49), 1996 (117 yards).

NET YARDS RECEIVING

220—Randy Moss, Marshall (49) vs. Montana (29), 1996 (9 catches).

TOUCHDOWN RECEPTIONS

4—Randy Moss, Marshall (49) vs. Montana (29), 1996 (9 catches for 220 yards).

INTERCEPTIONS

4—Greg Shipp, Southern Ill. (43) vs. Western Caro. (7), 1983.

YARDS GAINED ON INTERCEPTION RETURNS

58—Chris Cook, Boise St. (14) vs. Youngstown St. (28), 1994 (1 interception).

YARDS GAINED ON PUNT RETURNS

99—Anthony Williams, Ga. Southern (59) vs. Youngstown St. (24), 1999 (6 returns).

YARDS GAINED ON KICKOFF RETURNS

213—Andre Coleman, Youngstown St. (24) vs. Ga. Southern (59), 1999 (9 returns).

POINTS

24—John Bagwell, Furman (42) vs. Ga. Southern (44), 1985; Randy Moss, Marshall (49) vs. Montana (29), 1996.

TOUCHDOWNS

4—John Bagwell, Furman (42) vs. Ga. Southern (44), 1985; Randy Moss, Marshall (49) vs. Montana (29), 1996.

EXTRA POINTS

8—Chris Chambers, Ga. Southern (59) vs. Youngstown St. (24), 1999.

FIELD GOALS

4—Tim Foley, Ga. Southern (48) vs. Arkansas St. (21), 1986.

LONGEST PLAYS

RUSH

73—Mark Myers, Ga. Southern (27) vs. Montana (25), 2000.

PASS COMPLETION

79—Tracy Ham to Ricky Harris, Ga. Southern (48) vs. Arkansas St. (21), 1986.

FIELD GOAL

55—David Cool, Ga. Southern (12) vs. Furman (17), 1988.

PUNT

72—Rick Titus, Delaware (14) vs. Eastern Ky. (17), 1982.

TEAM

FIRST DOWNS

31—Montana (29) vs. Marshall (49), 1996 (11 rushing, 17 passing, 3 by penalty).

FIRST DOWNS BY RUSHING

23—Ga. Southern (59) vs. Youngstown St. (24), 1999.

FIRST DOWNS BY PASSING

19—Marshall (42) vs. La.-Monroe (43), 1987.

FIRST DOWNS BY PENALTY

3—Eastern Ky. (23) vs. Idaho St. (34), 1981; Furman (42) vs. Ga. Southern (44), 1985; La.-Monroe (43) vs. Marshall (42), 1987; Montana (29) vs. Marshall (49), 1996.

NET YARDS RUSHING

638—Ga. Southern (59) vs. Youngstown St. (24), 1999 (59 rushes).

RUSHES ATTEMPTED

76—Florida A&M (35) vs. Massachusetts (28), 1978 (470 yards).

NET YARDS PASSING

474—Marshall (42) vs. La.-Monroe (43), 1987 (28 of 54).

PASSES ATTEMPTED

57—Montana St. (19) vs. Louisiana Tech (6), 1984 (32 completions).

PASSES COMPLETED

36—Montana (29) vs. Marshall (49), 1996 (55 attempts).

COMPLETION PERCENTAGE

(Min. 10 Attempts)

.760—Southern Ill. (43) vs. Western Caro. (7), 1983 (19 of 25).

PASSES HAD INTERCEPTED

7—Western Caro. (7) vs. Southern Ill. (43), 1983.

NET YARDS RUSHING AND PASSING

655—Ga. Southern (59) vs. Youngstown St. (24), 1999 (638 rushing, 17 passing; 63 plays).

RUSHING AND PASSING PLAYS

90—Montana (29) vs. Marshall (49), 1996 (35 rushing, 55 passing; 430 yards).

PUNTING AVERAGE

(Min. 3 Punts)

51.0—Massachusetts (55) vs. Ga. Southern (43), 1998 (4 for 204).

PUNTS

10—Delaware (14) vs. Eastern Ky. (17), 1982 (41.6 average).

YARDS GAINED ON PUNT RETURNS

99—Ga. Southern (59) vs. Youngstown St. (24), 1999 (7 returns).

YARDS GAINED ON KICKOFF RETURNS

229—Western Caro. (7) vs. Southern Ill. (43), 1983 (8 returns).

YARDS GAINED ON INTERCEPTION RETURNS

70—Marshall (31) vs. Youngstown St. (28), 1992 (2 interceptions).

YARDS PENALIZED

162—Idaho St. (34) vs. Eastern Ky. (23), 1981 (12 penalties).

FUMBLES

6—Ga. Southern (43) vs. Massachusetts (55), 1998 (6 lost).

FUMBLES LOST

6—Ga. Southern (43) vs. Massachusetts (55), 1998 (6 fumbles).

POINTS

59—Ga. Southern vs. Youngstown St. (24), 1999.

ATTENDANCE

32,106—Marshall University Stadium, Huntington, W.Va., 1995.

CHAMPIONSHIP RESULTS

Year-by-Year Division I-AA Championship Results

Year (Number of Teams)	Coach	Record	Result
1978 (4)			
Florida A&M	Rudy Hubbard	2-0	Champion
Massachusetts	Bob Pickett	1-1	Second
Jackson St.	W.C. Gordon	0-1	Lost 1st Round
Nevada	Chris Ault	0-1	Lost 1st Round

1979 (4)

Eastern Ky.	Roy Kidd	2-0	Champion
Lehigh	John Whitehead	1-1	Second
Murray St.	Mike Gottfried	0-1	Lost 1st Round
Nevada	Chris Ault	0-1	Lost 1st Round

1980 (4)

Boise St.	Jim Criner	2-0	Champion
Eastern Ky.	Roy Kidd	1-1	Second
Grambling	Eddie Robinson	0-1	Lost 1st Round
Lehigh	John Whitehead	0-1	Lost 1st Round

Year (Number of Teams)	Coach	Record	Result	Year (Number of Teams)	Coach	Record	Result
1981 (8)				Northern Iowa.....	Darrell Mudra	2-1	Semifinalist
Idaho St.	Dave Kragthorpe	3-0	Champion	Arkansas St.	Larry Lacewell	1-1	Quarterfinalist
Eastern Ky.	Roy Kidd	2-1	Second	Eastern Ky.	Roy Kidd	1-1	Quarterfinalist
Boise St.	Jim Criner	1-1	Semifinalist	Ga. Southern	Erk Russell	1-1	Quarterfinalist
South Carolina St.	Bill Davis	1-1	Semifinalist	Weber St.	Mike Price	1-1	Quarterfinalist
Delaware.....	Tubby Raymond	0-1	Lost 1st Round	Idaho.....	Keith Gilbertson	0-1	Lost 1st Round
Jackson St.	W.C. Gorden	0-1	Lost 1st Round	Jackson St.	W.C. Gorden	0-1	Lost 1st Round
Rhode Island.....	Bob Griffin	0-1	Lost 1st Round	James Madison	Joe Purzycki	0-1	Lost 1st Round
*Tennessee St.	John Merritt	0-1	Vacated	Maine.....	Tim Murphy	0-1	Lost 1st Round
1982 (12)				North Texas	Corky Nelson	0-1	Lost 1st Round
Eastern Ky.	Roy Kidd	3-0	Champion	Richmond.....	Dal Shealy	0-1	Lost 1st Round
Delaware.....	Tubby Raymond	2-1	Second	Western Ky.	Dave Roberts	0-1	Lost 1st Round
Louisiana Tech.....	Billy Brewer	1-1	Semifinalist	Youngstown St.	Jim Tressel	0-1	Lost 1st Round
*Tennessee St.	John Merritt	1-1	Vacated	1988 (16)			
Colgate.....	Fred Dunlap	1-1	Quarterfinalist	Furman.....	Jimmy Satterfield	4-0	Champion
Eastern Ill.	Darrell Mudra	1-1	Quarterfinalist	Ga. Southern	Erk Russell	3-1	Second
Idaho.....	Dennis Erickson	1-1	Quarterfinalist	Eastern Ky.	Roy Kidd	2-1	Semifinalist
South Carolina St.	Bill Davis	1-1	Quarterfinalist	Idaho.....	Keith Gilbertson	2-1	Semifinalist
Boston U.	Rick Taylor	0-1	Lost 1st Round	Marshall.....	George Chaump	1-1	Quarterfinalist
Furman.....	Dick Sheridan	0-1	Lost 1st Round	Northwestern St.	Sam Goodwin	1-1	Quarterfinalist
Jackson St.	W.C. Gorden	0-1	Lost 1st Round	Stephen F. Austin.....	Jim Hess	1-1	Quarterfinalist
Montana.....	Larry Donovan	0-1	Lost 1st Round	Western Ky.	Dave Roberts	1-1	Quarterfinalist
1983 (12)				Boise St.	Skip Hall	0-1	Lost 1st Round
Southern Ill.	Rey Dempsey	3-0	Champion	Citadel.....	Charlie Taaffe	0-1	Lost 1st Round
Western Caro.	Bob Waters	3-1	Second	Delaware.....	Tubby Raymond	0-1	Lost 1st Round
Furman.....	Dick Sheridan	1-1	Semifinalist	Jackson St.	W.C. Gorden	0-1	Lost 1st Round
Nevada.....	Chris Ault	2-1	Semifinalist	Massachusetts.....	Jim Reid	0-1	Lost 1st Round
Boston U.	Rick Taylor	1-1	Quarterfinalist	Montana.....	Don Read	0-1	Lost 1st Round
Holy Cross.....	Rick Carter	0-1	Quarterfinalist	North Texas	Corky Nelson	0-1	Lost 1st Round
Indiana St.	Dennis Raetz	1-1	Quarterfinalist	Western Ill.	Bruce Craddock	0-1	Lost 1st Round
North Texas	Corky Nelson	0-1	Quarterfinalist	1989 (16)			
Colgate.....	Fred Dunlap	0-1	Lost 1st Round	Ga. Southern	Erk Russell	4-0	Champion
Eastern Ill.	Al Molde	0-1	Lost 1st Round	*Stephen F. Austin.....	Lynn Graves	3-1	Vacated
Eastern Ky.	Roy Kidd	0-1	Lost 1st Round	Furman.....	Jimmy Satterfield	2-1	Semifinalist
Idaho St.	Jim Koetter	0-1	Lost 1st Round	Montana.....	Don Read	2-1	Semifinalist
1984 (12)				Eastern Ill.	Bob Spoo	1-1	Quarterfinalist
Montana St.	Dave Arnold	3-0	Champion	Middle Tenn.	James Donnelly	1-1	Quarterfinalist
Louisiana Tech.....	A.L. Williams	3-1	Second	Southwest Mo. St.	Jesse Branch	1-1	Quarterfinalist
Middle Tenn.	James Donnelly	2-1	Semifinalist	Youngstown St.	Jim Tressel	1-1	Quarterfinalist
Rhode Island.....	Bob Griffin	1-1	Semifinalist	Appalachian St.	Jerry Moore	0-1	Lost 1st Round
Alcorn St.	Marino Casem	0-1	Quarterfinalist	Eastern Ky.	Roy Kidd	0-1	Lost 1st Round
Arkansas St.	Larry Lacewell	1-1	Quarterfinalist	Grambling.....	Eddie Robinson	0-1	Lost 1st Round
Indiana St.	Dennis Raetz	0-1	Quarterfinalist	Idaho.....	John L. Smith	0-1	Lost 1st Round
Richmond.....	Dal Shealy	1-1	Quarterfinalist	Jackson St.	W.C. Gorden	0-1	Lost 1st Round
Boston U.	Rick Taylor	0-1	Lost 1st Round	Maine.....	Tom Lichtenberg	0-1	Lost 1st Round
Eastern Ky.	Roy Kidd	0-1	Lost 1st Round	Villanova.....	Andy Talley	0-1	Lost 1st Round
Mississippi Val.	Archie Cooley Jr.	0-1	Lost 1st Round	William & Mary.....	Jimmy Laycock	0-1	Lost 1st Round
Chattanooga.....	Buddy Nix	0-1	Lost 1st Round	1990 (16)			
1985 (12)				Ga. Southern	Tim Stowers	4-0	Champion
Ga. Southern	Erk Russell	4-0	Champion	Nevada.....	Chris Ault	3-1	Second
Furman.....	Dick Sheridan	2-1	Second	Boise St.	Skip Hall	2-1	Semifinalist
Nevada.....	Chris Ault	1-1	Semifinalist	UCF.....	Gene McDowell	2-1	Semifinalist
Northern Iowa.....	Darrell Mudra	1-1	Semifinalist	Furman.....	Jimmy Satterfield	1-1	Quarterfinalist
Arkansas St.	Larry Lacewell	1-1	Quarterfinalist	Idaho.....	John L. Smith	1-1	Quarterfinalist
Eastern Wash.	Dick Zornes	1-1	Quarterfinalist	Middle Tenn.	James Donnelly	1-1	Quarterfinalist
Middle Tenn.	James Donnelly	0-1	Quarterfinalist	William & Mary.....	Jimmy Laycock	1-1	Quarterfinalist
Rhode Island.....	Bob Griffin	1-1	Quarterfinalist	Citadel.....	Charlie Taaffe	0-1	Lost 1st Round
Akron.....	Jim Dennison	0-1	Lost 1st Round	Eastern Ky.	Roy Kidd	0-1	Lost 1st Round
Grambling.....	Eddie Robinson	0-1	Lost 1st Round	Jackson St.	W.C. Gorden	0-1	Lost 1st Round
Idaho.....	Dennis Erickson	0-1	Lost 1st Round	La.-Monroe.....	Dave Roberts	0-1	Lost 1st Round
Jackson St.	W.C. Gorden	0-1	Lost 1st Round	Massachusetts.....	Jim Reid	0-1	Lost 1st Round
1986 (16)				Northern Iowa.....	Terry Allen	0-1	Lost 1st Round
Ga. Southern	Erk Russell	4-0	Champion	Southwest Mo. St.	Jesse Branch	0-1	Lost 1st Round
Arkansas St.	Larry Lacewell	3-1	Second	Youngstown St.	Jim Tressel	0-1	Lost 1st Round
Eastern Ky.	Roy Kidd	2-1	Semifinalist	1991 (16)			
Nevada.....	Chris Ault	2-1	Semifinalist	Youngstown St.	Jim Tressel	4-0	Champion
Delaware.....	Tubby Raymond	1-1	Quarterfinalist	Marshall.....	Jim Donnan	3-1	Second
Eastern Ill.	Al Molde	1-1	Quarterfinalist	Eastern Ky.	Roy Kidd	2-1	Semifinalist
Nicholls St.	Sonny Jackson	1-1	Quarterfinalist	Samford.....	Terry Bowden	2-1	Semifinalist
Tennessee St.	William Thomas	1-1	Quarterfinalist	James Madison	Rip Scherer	1-1	Quarterfinalist
Appalachian St.	Sparky Woods	0-1	Lost 1st Round	Middle Tenn.	James Donnelly	1-1	Quarterfinalist
Furman.....	Jimmy Satterfield	0-1	Lost 1st Round	Nevada.....	Chris Ault	1-1	Quarterfinalist
Idaho.....	Keith Gilbertson	0-1	Lost 1st Round	Northern Iowa.....	Terry Allen	1-1	Quarterfinalist
Jackson St.	W.C. Gorden	0-1	Lost 1st Round	Appalachian St.	Jerry Moore	0-1	Lost 1st Round
Murray St.	Frank Beamer	0-1	Lost 1st Round	Delaware.....	Tubby Raymond	0-1	Lost 1st Round
N.C. A&T.....	Maurice Forte	0-1	Lost 1st Round	McNeese St.	Bobby Keasler	0-1	Lost 1st Round
Sam Houston St.	Ron Randleman	0-1	Lost 1st Round	New Hampshire.....	Bill Bowes	0-1	Lost 1st Round
William & Mary.....	Jimmy Laycock	0-1	Lost 1st Round	Sam Houston St.	Ron Randleman	0-1	Lost 1st Round
1987 (16)				Villanova.....	Andy Talley	0-1	Lost 1st Round
La.-Monroe.....	Pat Collins	4-0	Champion	Weber St.	Dave Arslanian	0-1	Lost 1st Round
Marshall.....	George Chaump	3-1	Second	Western Ill.	Randy Ball	0-1	Lost 1st Round
Appalachian St.	Sparky Woods	2-1	Semifinalist				

Year (Number of Teams)	Coach	Record	Result
1992 (16)			
Marshall	Jim Donnan	4-0	Champion
Youngstown St.	Jim Tressel	3-1	Second
Delaware	Tubby Raymond	2-1	Semifinalist
Northern Iowa	Terry Allen	2-1	Semifinalist
Citadel	Charlie Taaffe	1-1	Quarterfinalist
La.-Monroe	Dave Roberts	1-1	Quarterfinalist
McNeese St.	Bobby Keasler	1-1	Quarterfinalist
Middle Tenn.	James Donnelly	1-1	Quarterfinalist
Alcorn St.	Cardell Jones	0-1	Lost 1st Round
Appalachian St.	Jerry Moore	0-1	Lost 1st Round
Eastern Ky.	Roy Kidd	0-1	Lost 1st Round
Eastern Wash.	Dick Zornes	0-1	Lost 1st Round
Idaho	John L. Smith	0-1	Lost 1st Round
N.C. A&T	Bill Hayes	0-1	Lost 1st Round
Samford	Terry Bowden	0-1	Lost 1st Round
Villanova	Andy Talley	0-1	Lost 1st Round
1993 (16)			
Youngstown St.	Jim Tressel	4-0	Champion
Marshall	Jim Donnan	3-1	Second
Idaho	John L. Smith	2-1	Semifinalist
Troy St.	Larry Blakeney	2-1	Semifinalist
Boston U.	Dan Allen	1-1	Quarterfinalist
Delaware	Tubby Raymond	1-1	Quarterfinalist
Ga. Southern	Tim Stowers	1-1	Quarterfinalist
McNeese St.	Bobby Keasler	1-1	Quarterfinalist
UCF	Gene McDowell	0-1	Lost 1st Round
Eastern Ky.	Roy Kidd	0-1	Lost 1st Round
Howard	Steve Wilson	0-1	Lost 1st Round
La.-Monroe	Dave Roberts	0-1	Lost 1st Round
Montana	Don Read	0-1	Lost 1st Round
Northern Iowa	Terry Allen	0-1	Lost 1st Round
Stephen F. Austin	John Pearce	0-1	Lost 1st Round
William & Mary	Jimmye Laycock	0-1	Lost 1st Round
1994 (16)			
Youngstown St.	Jim Tressel	4-0	Champion
Boise St.	Pokey Allen	3-1	Second
Marshall	Jim Donnan	2-1	Semifinalist
Montana	Don Read	2-1	Semifinalist
Appalachian St.	Jerry Moore	1-1	Quarterfinalist
Eastern Ky.	Roy Kidd	1-1	Quarterfinalist
James Madison	Rip Scherer	1-1	Quarterfinalist
McNeese St.	Bobby Keasler	1-1	Quarterfinalist
Alcorn St.	Cardell Jones	0-1	Lost 1st Round
Boston U.	Dan Allen	0-1	Lost 1st Round
Idaho	John L. Smith	0-1	Lost 1st Round
Middle Tenn.	James Donnelly	0-1	Lost 1st Round
New Hampshire	Bill Bowes	0-1	Lost 1st Round
North Texas	Matt Simon	0-1	Lost 1st Round
Northern Iowa	Terry Allen	0-1	Lost 1st Round
Troy St.	Larry Blakeney	0-1	Lost 1st Round
1995 (16)			
Montana	Don Read	4-0	Champion
Marshall	Jim Donnan	3-1	Second
McNeese St.	Bobby Keasler	2-1	Semifinalist
Stephen F. Austin	John Pearce	2-1	Semifinalist
Appalachian St.	Jerry Moore	1-1	Quarterfinalist
Delaware	Tubby Raymond	1-1	Quarterfinalist
Ga. Southern	Tim Stowers	1-1	Quarterfinalist
Northern Iowa	Terry Allen	1-1	Quarterfinalist
Eastern Ill.	Bob Spoo	0-1	Lost 1st Round
Eastern Ky.	Roy Kidd	0-1	Lost 1st Round
Hofstra	Joe Gardi	0-1	Lost 1st Round
Idaho	Chris Tormey	0-1	Lost 1st Round
Jackson St.	James Carson	0-1	Lost 1st Round
James Madison	Alex Wood	0-1	Lost 1st Round
Murray St.	Houston Nutt	0-1	Lost 1st Round
Troy St.	Larry Blakeney	0-1	Lost 1st Round
1996 (16)			
Marshall	Bob Prueff	4-0	Champion
Montana	Mick Dennehy	3-1	Second
Northern Iowa	Terry Allen	2-1	Semifinalist
Troy St.	Larry Blakeney	2-1	Semifinalist
East Tenn. St.	Mike Cavan	1-1	Quarterfinalist
Furman	Bobby Johnson	1-1	Quarterfinalist
Murray St.	Houston Nutt	1-1	Quarterfinalist
William & Mary	Jimmye Laycock	1-1	Quarterfinalist
Delaware	Tubby Raymond	0-1	Lost 1st Round
Eastern Ill.	Bob Spoo	0-1	Lost 1st Round
Florida A&M	Billy Joe	0-1	Lost 1st Round
Jackson St.	James Carson	0-1	Lost 1st Round
Nicholls St.	Darren Barbier	0-1	Lost 1st Round
Northern Ariz.	Stephen Axman	0-1	Lost 1st Round

Year (Number of Teams)	Coach	Record	Result
Villanova	Andy Talley	0-1	Lost 1st Round
Western Ill.	Randy Ball	0-1	Lost 1st Round
1997 (16)			
Youngstown St.	Jim Tressel	4-0	Champion
McNeese St.	Bobby Keasler	3-1	Second
Delaware	Tubby Raymond	2-1	Semifinalist
Eastern Wash.	Mike Kramer	2-1	Semifinalist
Ga. Southern	Paul Johnson	1-1	Quarterfinalist
Villanova	Andy Talley	1-1	Quarterfinalist
Western Ill.	Randy Ball	1-1	Quarterfinalist
Western Ky.	Jack Harbaugh	1-1	Quarterfinalist
Colgate	Dick Biddle	0-1	Lost 1st Round
Eastern Ky.	Roy Kidd	0-1	Lost 1st Round
Florida A&M	Billy Joe	0-1	Lost 1st Round
Hampton	Joe Taylor	0-1	Lost 1st Round
Hofstra	Joe Gardi	0-1	Lost 1st Round
Jackson St.	James Carson	0-1	Lost 1st Round
Montana	Mick Dennehy	0-1	Lost 1st Round
Northwestern St.	Sam Goodwin	0-1	Lost 1st Round
1998 (16)			
Massachusetts	Mark Whipple	4-0	Champion
Ga. Southern	Paul Johnson	3-1	Second
Northwestern St.	Sam Goodwin	2-1	Semifinalist
Western Ill.	Randy Ball	2-1	Semifinalist
Appalachian St.	Jerry Moore	1-1	Quarterfinalist
Connecticut	Skip Holtz	1-1	Quarterfinalist
Florida A&M	Billy Joe	1-1	Quarterfinalist
Lehigh	Kevin Higgins	1-1	Quarterfinalist
Colgate	Dick Biddle	0-1	Lost 1st Round
Hampton	Joe Taylor	0-1	Lost 1st Round
Illinois St.	Todd Berry	0-1	Lost 1st Round
McNeese St.	Bobby Keasler	0-1	Lost 1st Round
Montana	Mick Dennehy	0-1	Lost 1st Round
Richmond	Jim Reid	0-1	Lost 1st Round
Tennessee St.	L.C. Cole	0-1	Lost 1st Round
Troy St.	Larry Blakeney	0-1	Lost 1st Round
1999 (16)			
Ga. Southern	Paul Johnson	4-0	Champion
Youngstown St.	Jim Tressel	3-1	Second
Florida A&M	Billy Joe	2-1	Semifinalist
Illinois St.	Todd Berry	2-1	Semifinalist
Hofstra	Joe Gardi	1-1	Quarterfinalist
Massachusetts	Mark Whipple	1-1	Quarterfinalist
N.C. A&T	Bill Hayes	1-1	Quarterfinalist
Troy St.	Larry Blakeney	1-1	Quarterfinalist
Appalachian St.	Jerry Moore	0-1	Lost 1st Round
Colgate	Dick Biddle	0-1	Lost 1st Round
Furman	Bobby Johnson	0-1	Lost 1st Round
James Madison	Mickey Matthews	0-1	Lost 1st Round
Lehigh	Kevin Higgins	0-1	Lost 1st Round
Montana	Mick Dennehy	0-1	Lost 1st Round
*Northern Ariz.	Jerome Souers	0-1	Lost 1st Round
Tennessee St.	L.C. Cole	0-1	Lost 1st Round
2000 (16)			
Ga. Southern	Paul Johnson	4-0	Champion
Montana	Joe Glenn	3-1	Second
Appalachian St.	Jerry Moore	2-1	Semifinalist
Delaware	Tubby Raymond	2-1	Semifinalist
Hofstra	Joe Gardi	1-1	Quarterfinalist
Lehigh	Kevin Higgins	1-1	Quarterfinalist
Richmond	Jim Reid	1-1	Quarterfinalist
Western Ky.	Jack Harbaugh	1-1	Quarterfinalist
Eastern Ill.	Bob Spoo	0-1	Lost 1st Round
Florida A&M	Billy Joe	0-1	Lost 1st Round
Furman	Bobby Johnson	0-1	Lost 1st Round
McNeese St.	Tommy Tate	0-1	Lost 1st Round
Portland St.	Tim Walsh	0-1	Lost 1st Round
Troy St.	Larry Blakeney	0-1	Lost 1st Round
Western Ill.	Don Patterson	0-1	Lost 1st Round
Youngstown St.	Jim Tressel	0-1	Lost 1st Round
2001 (16)			
Montana	Joe Glenn	4-0	Champion
Furman	Bobby Johnson	3-1	Second
Northern Iowa	Mark Farley	2-1	Semifinalist
Ga. Southern	Paul Johnson	2-1	Semifinalist
Appalachian St.	Jerry Moore	1-1	Quarterfinalist
Lehigh	Pete Lembo	1-1	Quarterfinalist
Maine	Jack Cosgrove	1-1	Quarterfinalist
Sam Houston St.	Ron Randleman	1-1	Quarterfinalist
Eastern Ill.	Bob Spoo	0-1	Lost 1st Round
Florida A&M	Billy Joe	0-1	Lost 1st Round
Hofstra	Joe Gardi	0-1	Lost 1st Round

CHAMPIONSHIP RESULTS

Year (Number of Teams)	Coach	Record	Result
McNeese St.	Tommy Tate	0-1	Lost 1st Round
Northern Ariz.	Jerome Souers	0-1	Lost 1st Round
Northwestern St.	Steve Roberts	0-1	Lost 1st Round
Western Ky.	Jack Harbaugh	0-1	Lost 1st Round
William & Mary	Jimmye Laycock	0-1	Lost 1st Round
2002 (16)			
Western Ky.	Jack Harbaugh	4-0	Champion
McNeese St.	Tommy Tate	3-1	Second
Ga. Southern	Mike Sewak	2-1	Semifinalist
Villanova	Andy Talley	2-1	Semifinalist
Fordham	David Clawson	1-1	Quarterfinalist
Maine	Jack Cosgrove	1-1	Quarterfinalist
Montana	Joe Glenn	1-1	Quarterfinalist
Western Ill.	Don Patterson	1-1	Quarterfinalist
Appalachian St.	Jerry Moore	0-1	Lost 1st Round
Bethune-Cookman	Alvin Wyatt	0-1	Lost 1st Round
Eastern Ill.	Bob Spoo	0-1	Lost 1st Round
Furman	Bobby Lamb	0-1	Lost 1st Round
Montana St.	Mike Kramer	0-1	Lost 1st Round
Murray St.	Joe Pannunzio	0-1	Lost 1st Round
Northeastern	Don Brown	0-1	Lost 1st Round
Northwestern St.	Scott Stoker	0-1	Lost 1st Round

2003 (16)			
Delaware	K.C. Keeler	4-0	Champion
Colgate	Dick Biddle	3-1	Second
Fla. Atlantic	Howard Schnellenberger	2-1	Semifinalist
Wofford	Mike Ayers	2-1	Semifinalist
Northern Ariz.	Jerome Souers	1-1	Quarterfinalist
Northern Iowa	Mark Farley	1-1	Quarterfinalist
Western Ill.	Don Patterson	1-1	Quarterfinalist
Western Ky.	Jack Harbaugh	1-1	Quarterfinalist
Bethune-Cookman	Alvin Wyatt Sr.	0-1	Lost 1st Round
Jacksonville St.	Jack Crowe	0-1	Lost 1st Round
Massachusetts	Mark Whipple	0-1	Lost 1st Round
McNeese St.	Tommy Tate	0-1	Lost 1st Round
Montana	Bobby Hauck	0-1	Lost 1st Round
Montana St.	Mike Kramer	0-1	Lost 1st Round
N.C. A&T	Bill Hayes	0-1	Lost 1st Round
Southern Ill.	Jerry Kill	0-1	Lost 1st Round

*Competition in championship vacated by action of the NCAA Committee on Infractions.

Division I-AA Championship Record of Each College by Coach

(72 Colleges; 1978-03)

	Yrs	Won	Lost	CH	2D
AKRON					
Jim Dennison (Wooster '60) 85	1	0	1	0	0
ALCORN ST.					
Marino Casem (Xavier [La.] '56) 84	1	0	1	0	0
Cardell Jones (Alcorn St. '65) 92, 94	2	0	2	0	0
TOTAL	3	0	3	0	0
APPALACHIAN ST.					
Sparky Woods (Carson-Newman '76) 86, 87	2	2	2	0	0
Jerry Moore (Baylor '61) 89, 91, 92, 94, 95, 98, 99, 00, 01, 02	10	6	10	0	0
TOTAL	12	8	12	0	0
ARKANSAS ST.					
Larry Lacewell (Ark.-Monticello '59) 84, 85, 86-2D, 87	4	6	4	0	1
BETHUNE-COOKMAN					
Alvin Wyatt (Bethune-Cookman '70) 02, 03	2	0	2	0	0
BOISE ST.					
Jim Criner (Cal Poly Pomona '61) 80-CH, 81	2	3	1	1	0
Skip Hall (Concordia-M'head '66) 88, 90	2	2	2	0	0
Pokey Allen (Utah '65) 94-2D	1	3	1	0	1
TOTAL	5	8	4	1	1
BOSTON U.					
Rick Taylor (Gettysburg '64) 82, 83, 84	3	1	3	0	0
Dan Allen (Hanover '78) 93, 94	2	1	2	0	0
TOTAL	5	2	5	0	0
UCF					
Gene McDowell (Florida St. '63) 90, 93	2	2	2	0	0
CHATTANOOGA					
Buddy Nix (West Ala. '61) 84	1	0	1	0	0
CITADEL					
Charlie Taaffe (Siena '73) 88, 90, 92	3	1	3	0	0

COLGATE					
Fred Dunlap (Colgate '50) 82, 83	2	1	2	0	0
Dick Biddle (Duke '71) 97, 98, 99, 03-2D	4	3	4	0	1
TOTAL	6	4	6	0	1

DELAWARE					
Harold "Tubby" Raymond (Michigan '50) 81, 82-2D, 86, 88, 91, 92, 93, 95, 96, 97, 00	11	11	11	0	1
K.C. Keeler (Delaware '81) 03-CH	1	4	0	1	0
TOTAL	12	15	11	1	1

EAST TENN. ST.					
Mike Cavan (Georgia '72) 96	1	1	1	0	0

EASTERN ILL.					
Darrell Mudra (Peru St. '51) 82	1	1	1	0	0
Al Molde (Gust. Adolphus '66) 83, 86	2	1	2	0	0
Bob Spoo (Purdue '60) 89, 95, 96, 00, 01, 02	6	1	6	0	0
TOTAL	9	3	9	0	0

EASTERN KY.					
Roy Kidd (Eastern Ky. '54) 79-CH, 80-2D, 81-2D, 82-CH, 83, 84, 86, 87, 88, 89, 90, 91, 92, 93, 94, 95, 97	17	16	15	2	2

EASTERN WASH.					
Dick Zornes (Eastern Wash. '68) 85, 92	2	1	2	0	0
Mike Kramer (Idaho '77) 97	1	2	1	0	0
TOTAL	3	3	3	0	0

FLORIDA A&M					
Rudy Hubbard (Ohio St. '68) 78-CH	1	2	0	1	0
Billy Joe (Villanova '63) 96, 97, 98, 99, 00, 01	6	3	6	0	0
TOTAL	7	5	6	1	0

FLA. ATLANTIC					
Howard Schnellenberger (Alabama '56) 03	1	2	1	0	0

FORDHAM					
David Clawson (Williams '89) 02	1	1	1	0	0

FURMAN					
Dick Sheridan (South Carolina '64) 82, 83, 85-2D	3	3	3	0	1
Jimmy Satterfield (South Carolina '62) 86, 88-CH, 89, 90	4	7	3	1	0
Bobby Johnson (Clemson '73) 96, 99, 00, 01-2D	4	4	4	0	1
Bobby Lamb (Furman '87) 02	1	0	1	0	0
TOTAL	12	14	11	1	2

GA. SOUTHERN					
Erk Russell (Auburn '49) 85-CH, 86-CH, 87, 88-2D, 89-CH	5	16	2	3	1
Tim Stowers (Auburn '79) 90-CH, 93, 95	3	6	2	1	0
Paul Johnson (Western Caro. '74) 97, 98-2D, 99-CH, 00-CH, 01	5	14	3	2	1
Mike Sewak (Virginia '81) 02	1	2	1	0	0
TOTAL	14	38	8	6	2

GRAMBLING					
Eddie Robinson (Leland '41) 80, 85, 89	3	0	3	0	0

HOFSTRA					
Joe Gardi (Maryland '60) 95, 97, 99, 00, 01	5	2	5	0	0

HOLY CROSS					
Rick Carter (Earlham '65) 83	1	0	1	0	0

HOWARD					
Steve Wilson (Howard '79) 93	1	0	1	0	0

IDAHO					
Dennis Erickson (Montana St. '70) 82, 85	2	1	2	0	0
Keith Gilbertson (Central Wash. '71) 86, 87, 88	3	2	3	0	0
John L. Smith (Weber St. '71) 89, 90, 92, 93, 94	5	3	5	0	0
Chris Tormey (Idaho '78) 95	1	0	1	0	0
TOTAL	11	6	11	0	0

IDAHO ST.					
Dave Kragthorpe (Utah St. '55) 81-CH	1	3	0	1	0
Jim Koetter (Idaho St. '61) 83	1	0	1	0	0
TOTAL	2	3	1	1	0

ILLINOIS ST.					
Todd Berry (Tulsa '83) 99	1	2	1	0	0

INDIANA ST.					
Dennis Raetz (Nebraska '68) 83, 84	2	1	2	0	0

JACKSON ST.					
W.C. Gorden (Tennessee St. '52) 78, 81, 82, 85, 86, 87, 88, 89, 90	9	0	9	0	0
James Carson (Jackson St. '63) 95, 96, 97	3	0	3	0	0
TOTAL	12	0	12	0	0

JACKSONVILLE ST.					
Jack Crowe (UAB '70) 03	1	0	1	0	0

	Yrs	Won	Lost	CH	2D
JAMES MADISON					
Joe Purzycki (Delaware '71) 87.....	1	0	1	0	0
Rip Scherer (William & Mary '74) 91, 94.....	2	2	2	0	0
Alex Wood (Iowa '79) 95.....	1	0	1	0	0
Mickey Matthews (West Tex. A&M '76) 99.....	1	0	1	0	0
TOTAL	5	2	5	0	0
LEHIGH					
John Whitehead (East Stroudsburg '50) 79-2D, 80.....	2	1	2	0	1
Kevin Higgins (West Chester '77) 98, 99, 00.....	3	2	3	0	0
Pete Lembo (Georgetown '92) 01.....	1	1	1	0	0
TOTAL	6	4	6	0	1
LA.-MONROE					
Pat Collins (Louisiana Tech '63) 87-CH.....	1	4	0	1	0
Dave Roberts (Western Caro. '68) 90, 92, 93....	3	1	3	0	0
TOTAL	4	5	3	1	0
LOUISIANA TECH					
Billy Brewer (Mississippi '61) 82.....	1	1	1	0	0
A.L. Williams (Louisiana Tech '57) 84-2D.....	1	3	1	0	1
TOTAL	2	4	2	0	1
MAINE					
Tim Murphy (Springfield '78) 87.....	1	0	1	0	0
Tom Lichtenberg (Louisville '62) 89.....	1	0	1	0	0
Jack Cosgrove (Maine '78) 01, 02.....	2	2	2	0	0
TOTAL	4	2	4	0	0
MARSHALL					
George Champ (Bloomsburg '58) 87-2D, 88....	2	4	2	0	1
Jim Donnan (North Carolina St. '67) 91-2D, 92-CH, 93-2D, 94, 95-2D.....	5	15	4	1	3
Bob Pruet (Marshall '65) 96-CH.....	1	4	0	1	0
TOTAL	8	23	6	2	4
MASSACHUSETTS					
Bob Pickett (Maine '59) 78-2D.....	1	1	1	0	1
Jim Reid (Maine '73) 88, 90.....	2	0	2	0	0
Mark Whipple (Brown '79) 98-CH, 99, 03.....	3	5	2	1	0
TOTAL	6	6	5	1	1
McNEESE ST.					
Bobby Keasler (La.-Monroe '70) 91, 92, 93, 94, 95, 97-2D, 98.....	7	8	7	0	1
Tommy Tate (McNeese St. '79) 00, 01, 02-2D, 03..	4	3	4	0	1
TOTAL	11	11	11	0	2
MIDDLE TENN.					
James "Boots" Donnelly (Middle Tenn. '65) 84, 85, 89, 90, 91, 92, 94.....	7	6	7	0	0
MISSISSIPPI VAL.					
Archie Cooley Jr. (Jackson St. '62) 84.....	1	0	1	0	0
MONTANA					
Larry Donovan (Nebraska '64) 82.....	1	0	1	0	0
Don Read (Sacramento St. '59) 88, 89, 93, 94, 95-CH.....	5	8	4	1	0
Mick Dennehy (Montana '73) 96-2D, 97, 98, 99	4	3	4	0	1
Joe Glenn (South Dakota '71) 00-2D, 01-CH, 02	3	8	2	1	1
Bobby Hauck (Montana '88) 03.....	1	0	1	0	0
TOTAL	14	19	12	2	2
MONTANA ST.					
Dave Arnold (Drake '67) 84-CH.....	1	3	0	1	0
Mike Kramer (Idaho '77) 02, 03.....	2	0	2	0	0
TOTAL	3	3	2	1	0
MURRAY ST.					
Mike Gottfried (Morehead St. '66) 79.....	1	0	1	0	0
Frank Beamer (Virginia Tech '69) 86.....	1	0	1	0	0
Houston Nutt (Oklahoma St. '81) 95, 96.....	2	1	2	0	0
Joe Pannunzio (Southern Colo. '82) 02.....	1	0	1	0	0
TOTAL	5	1	5	0	0
NEVADA					
Chris Ault (Nevada '68) 78, 79, 83, 85, 86, 90-2D, 91.....	7	9	7	0	1
NEW HAMPSHIRE					
Bill Bowes (Penn St. '65) 91, 94.....	2	0	2	0	0
NICHOLLS ST.					
Sonny Jackson (Nicholls St. '63) 86.....	1	1	1	0	0
Darren Barbier (Nicholls St. '82) 96.....	1	0	1	0	0
TOTAL	2	1	2	0	0
N.C. A&T					
Maurice "Mo" Forte (Minnesota '71) 86.....	1	0	1	0	0
Bill Hayes (N.C. Central '64) 92, 99, 03.....	3	1	3	0	0
TOTAL	4	1	4	0	0

	Yrs	Won	Lost	CH	2D
NORTH TEXAS					
Corky Nelson (Texas St. '64) 83, 87, 88.....	3	0	3	0	0
Matt Simon (Eastern N.M. '76) 94.....	1	0	1	0	0
TOTAL	4	0	4	0	0
NORTHEASTERN					
Don Brown (Norwich '77) 02.....	1	0	1	0	0
NORTHERN ARIZ. #					
Stephen Axman (C.W. Post '69) 96.....	1	0	1	0	0
Jerome Souers (Oregon '83) 99, 01, 03.....	3	1	3	0	0
TOTAL	4	1	4	0	0
NORTHERN IOWA					
Darrell Mudra (Peru St. '51) 85, 87.....	2	3	2	0	0
Terry Allen (Northern Iowa '79) 90, 91, 92, 93, 94, 95, 96.....	7	6	7	0	0
Mark Farley (Northern Iowa '86) 01, 03.....	2	3	2	0	0
TOTAL	11	12	11	0	0
NORTHWESTERN ST.					
Sam Goodwin (Henderson St. '66) 88, 97, 98... Steve Roberts (Ouachita Baptist '87) 01.....	3	3	3	0	0
Scott Stoker (Northwestern St. '91) 02.....	1	0	1	0	0
TOTAL	5	3	5	0	0
PORTLAND ST.					
Tim Walsh (UC Riverside '77) 00.....	1	0	1	0	0
RHODE ISLAND					
Bob Griffin (Southern Conn. St. '63) 81, 84, 85.....	3	2	3	0	0
RICHMOND					
Dal Shealy (Carson-Newman '60) 84, 87.....	2	1	2	0	0
Jim Reid (Maine '73) 98, 00.....	2	1	2	0	0
TOTAL	4	2	4	0	0
SAM HOUSTON ST.					
Ron Randleman (William Penn '64) 86, 91, 01..	3	1	3	0	0
SAMFORD					
Terry Bowden (West Virginia '78) 91, 92.....	2	2	2	0	0
SOUTH CAROLINA ST.					
Bill Davis (Johnson Smith '65) 81, 82.....	2	2	2	0	0
SOUTHERN ILL.					
Rey Dempsey (Geneva '58) 83-CH.....	1	3	0	1	0
Jerry Kill (Southwestern [Kan.] '82) 03.....	1	0	1	0	0
TOTAL	2	3	1	1	0
SOUTHWEST MO. ST.					
Jesse Branch (Arkansas '64) 89, 90.....	2	1	2	0	0
STEPHEN F. AUSTIN					
Jim Hess (Southeastern Okla. '59) 88.....	1	1	1	0	0
Lynn Graves (Stephen F. Austin '65) 89-2D.....	1	3	1	0	1
John Pearce (Tex. A&M-Kingsville '70) 93, 95....	2	2	2	0	0
TOTAL	4	6	4	0	1
TENNESSEE ST.*					
John Merritt (Kentucky St. '50) 81, 82.....	2	1	2	0	0
Bill Thomas (Tennessee St. '71) 86.....	1	1	1	0	0
L.C. Cole (Nebraska '80) 98, 99.....	2	0	2	0	0
TOTAL	5	2	5	0	0
TROY ST.					
Larry Blakeney (Auburn '70) 93, 94, 95, 96, 98, 99,00.....	7	5	7	0	0
VILLANOVA					
Andy Talley (Southern Conn. St. '67) 89, 91, 92, 96, 97, 02.....	6	3	6	0	0
WEBER ST.					
Mike Price (Puget Sound '69) 87.....	1	1	1	0	0
Dave Arslanian (Weber St. '72) 91.....	1	0	1	0	0
TOTAL	2	1	2	0	0
WESTERN CARO.					
Bob Waters (Presbyterian '60) 83-2D.....	1	3	1	0	1
WESTERN ILL.					
Bruce Craddock (Truman '66) 88.....	1	0	1	0	0
Randy Ball (Truman '73) 91, 96, 97, 98.....	4	3	4	0	0
Don Patterson (Army '73) 00, 02, 03.....	3	2	3	0	0
TOTAL	8	5	8	0	0
WESTERN KY.					
Dave Roberts (Western Caro. '68) 87, 88.....	2	1	2	0	0
Jack Harbaugh (Bowling Green '61) 97, 00, 01, 02-CH, 03.....	5	7	4	1	0
TOTAL	7	8	6	1	0
WILLIAM & MARY					
Jimmye Laycock (William & Mary '70) 86, 89, 90, 93, 96, 01.....	6	2	6	0	0

	Yrs	Won	Lost	CH	2D
WOFFORD					
Mike Ayers (Georgetown [Ky.] '74) 03	1	2	1	0	0
YOUNGSTOWN ST.					
Jim Tressel (Baldwin-Wallace '75) 87, 89, 90, 91-CH, 92-2D, 93-CH, 94-CH, 97-CH, 99-2D, 00.....	10	23	6	4	2

#Northern Arizona's competition in the 1999 Division I-AA championship was vacated by action of the NCAA Committee on Infractions (record was 0-1). *Tennessee State's competition in the 1981 and 1982 Division I-AA championships was vacated by action of the NCAA Committee on Infractions (record was 1-2). †Stephen F. Austin's competition in the 1989 Division I-AA championship was vacated by action of the NCAA Committee on Infractions (record was 3-1).

Division I-AA Championship Team Leaders

MOST APPEARANCES	
Eastern Ky.	17
Ga. Southern	14
Montana.....	14
Appalachian St.	12
Delaware.....	12
Furman	12
Jackson St.	12
Idaho#	11
McNeese St.	11
Northern Iowa.....	11
Youngstown St.	10

MOST VICTORIES	
Ga. Southern	38
Marshall#.....	23

Youngstown St.	23
Montana.....	19
Eastern Ky.	16
Delaware.....	15
Furman	14
Northern Iowa.....	12
McNeese St.	11

MOST CONSECUTIVE APPEARANCES	
11 Montana	1993-present
10 Eastern Ky.	1986-95
7 Northern Iowa	1990-96
6 Eastern Ky.	1979-84
6 Florida A&M	1996-01
6 Ga. Southern	1997-02
6 Ga. Southern	1985-90
6 Idaho#.....	1985-90
6 Jackson St.	1985-90
6 Marshall#.....	1991-96
6 Youngstown St.	1989-94

HIGHEST WINNING PERCENTAGE (Min. 10 Games Played)		
Ga. Southern.....	38-8	.826
Marshall#	23-6	.793
Youngstown St.	23-6	.793
Boise St. #	8-4	.667
Montana	19-12	.613
Arkansas St. #	6-4	.600
Stephen F. Austin.....	6-4	.600
Delaware	15-11	.577
Western Ky.	8-6	.571
Furman	14-11	.560

#No longer a Division I-AA member.

Division I-AA Championship Attendance History

Year	Teams	G	Total Attend.	Avg. PG
1978	4	3	34,630	11,543
1979	4	3	20,300	6,767
1980	4	3	36,957	12,319
1981	8	7	81,455	11,636
1982	12	11	106,801	9,709
1983	12	11	103,631	9,421
1984	12	11	122,142	11,104
1985	12	11	86,996	7,909
1986	16	15	153,832	10,255
1987	16	15	133,956	8,930
1988	16	15	146,782	9,785
1989	16	15	145,198	9,680
1990	16	15	180,027	12,002
1991	16	15	169,605	11,307
1992	16	15	199,450	13,297
1993	16	15	178,884	11,926
1994	16	15	209,761	13,984
1995	16	15	209,367	13,958
1996	16	15	178,768	11,918
1997	16	15	152,219	10,418
1998	16	15	146,084	9,739
1999	16	15	178,742	11,916
2000	16	15	163,764	10,918
2001	16	15	166,707	11,114
2002	16	15	124,835	8,322
2003	16	15	151,411	10,094

1978			
First Round (12/9):		Site	Attendance
Florida A&M 15, Jackson St. 10		Jackson, Miss.	7,000
Massachusetts 44, Nevada 21		Reno, Nev.	14,026
Championship (12/16):			
Florida A&M 35, Massachusetts 28		Wichita Falls, Tex.	13,604
1979			
First Round (12/8):		Site	Attendance
Lehigh 28, Murray St. 9		Murray, Ky.	10,000
Eastern Ky. 33, Nevada 30 (2 ot)		Richmond, Ky.	5,100
Championship (12/15):			
Eastern Ky. 30, Lehigh 7		Orlando, Fla.	5,200

1980			
First Round (12/13):		Site	Attendance
Eastern Ky. 23, Lehigh 20		Bethlehem, Pa.	11,500
Boise St. 14, Grambling 9		Boise, Id.	17,300
Championship (12/20):			
Boise St. 31, Eastern Ky. 29		Sacramento, Cal.	8,157
1981			
First Round (12/5):		Site	Attendance
Eastern Ky. 35, Delaware 28		Richmond, Ky.	8,100
Boise St. 19, Jackson St. 7		Jackson, Miss.	11,500
Idaho St. 51, Rhode Island 0		Pocatello, Id.	12,153
South Carolina St. 26, Tennessee St. 25 (ot)		Orangeburg, S.C.	6,224
Semifinals (12/12):			
Eastern Ky. 23, Boise St. 17		Boise, Id.	20,176
Idaho St. 41, South Carolina St. 12		Pocatello, Id.	12,300
Championship (12/19):			
Idaho St. 34, Eastern Ky. 23		Wichita Falls, Tex.	11,002
1982			
First Round (11/27):		Site	Attendance
Idaho 21, Montana 7		Moscow, Id.	8,000
Eastern Ill. 16, Jackson St. 13 (ot)		Charleston, Ill.	5,000
South Carolina St. 17, Furman 0		Greenville, S.C.	13,865
Colgate 21, Boston U. 7		Hamilton, N.Y.	5,000
Quarterfinals (12/4):			
Eastern Ky. 38, Idaho 30		Richmond, Ky.	10,893
Tennessee St. 20, Eastern Ill. 19		Nashville, Tenn.	8,000
Louisiana Tech 38, South Carolina St. 3		Ruston, La.	13,000
Delaware 20, Colgate 13		Newark, Del.	11,448
Semifinals (12/11):			
Eastern Ky. 13, Tennessee St. 7		Richmond, Ky.	7,338
Delaware 17, Louisiana Tech 0		Ruston, La.	13,000
Championship (12/18):			
Eastern Ky. 17, Delaware 14		Wichita Falls, Tex.	11,257
1983			
First Round (11/27):		Site	Attendance
Indiana St. 16, Eastern Ill. 13 (2 ot)		Terre Haute, Ind.	6,222
Nevada 27, Idaho St. 20		Pocatello, Id.	10,333
Western Caro. 24, Colgate 23		Cullowhee, N.C.	6,500
Boston U. 24, Eastern Ky. 20		Richmond, Ky.	4,800
Quarterfinals (12/3):			
Southern Ill. 23, Indiana St. 7		Carbondale, Ill.	8,000
Nevada 20, North Texas 17 (ot)		Reno, Nev.	7,878
Western Caro. 28, Holy Cross 21		Worcester, Mass.	10,814
Furman 35, Boston U. 16		Greenville, S.C.	7,600

Semifinals (12/10):

Southern Ill. 23, Nevada 7
Western Caro. 14, Furman 7

Championship (12/17):

Southern Ill. 43, Western Caro. 7

1984

First Round (11/24):

Louisiana Tech 66, Mississippi Val. 19
Middle Tenn. 27, Eastern Ky. 10
Richmond 35, Boston U. 33
Arkansas St. 37, Chattanooga 10

Quarterfinals (12/1):

Louisiana Tech 44, Alcorn St. 21
Middle Tenn. 42, Indiana St. 41 (3 ot)
Rhode Island 23, Richmond 17
Montana St. 31, Arkansas St. 14

Semifinals (12/8):

Louisiana Tech 21, Middle Tenn. 13
Montana St. 32, Rhode Island 20

Championship (12/15):

Montana St. 19, Louisiana Tech 6

1985

First Round (11/30):

Ga. Southern 27, Jackson St. 0
Eastern Wash. 42, Idaho 38
Rhode Island 35, Akron 27
Arkansas St. 10, Grambling 7

Quarterfinals (12/7):

Ga. Southern 28, Middle Tenn. 21
Northern Iowa 17, Eastern Wash. 14
Furman 59, Rhode Island 15
Nevada 24, Arkansas St. 23

Semifinals (12/14):

Ga. Southern 40, Northern Iowa 33
Furman 35, Nevada 12

Championship (12/21):

Ga. Southern 44, Furman 42

1986

First Round (11/29):

Nevada 27, Idaho 7
Tennessee St. 32, Jackson St. 23
Ga. Southern 52, N.C. A&T 21
Nicholls St. 28, Appalachian St. 26
Arkansas St. 48, Sam Houston St. 7
Delaware 51, William & Mary 17
Eastern Ill. 28, Murray St. 21
Eastern Ky. 23, Furman 10

Quarterfinals (12/6):

Nevada 33, Tennessee St. 6
Ga. Southern 55, Nicholls St. 31
Arkansas St. 55, Delaware 14
Eastern Ky. 24, Eastern Ill. 22

Semifinals (12/13):

Ga. Southern 48, Nevada 38
Arkansas St. 24, Eastern Ky. 10

Championship (12/20):

Ga. Southern 48, Arkansas St. 21

1987

First Round (11/28):

Appalachian St. 20, Richmond 3
Ga. Southern 31, Maine 28 (ot)
Weber St. 59, Idaho 30
Marshall 41, James Madison 12
La.-Monroe 30, North Texas 9
Eastern Ky. 40, Western Ky. 17
Northern Iowa 31, Youngstown St. 28
Arkansas St. 35, Jackson St. 32

Quarterfinals (12/5):

Appalachian St. 19, Ga. Southern 0
Marshall 51, Weber St. 23
La.-Monroe 33, Eastern Ky. 32
Northern Iowa 49, Arkansas St. 28

Semifinals (12/12):

Marshall 24, Appalachian St. 10
La.-Monroe 44, Northern Iowa 41 (2ot)

Championship (12/19):

La.-Monroe 43, Marshall 42

1988

First Round (11/26):

Idaho 38, Montana 19
Northwestern St. 22, Boise St. 13
Furman 21, Delaware 7
Marshall 7, North Texas 0
Ga. Southern 38, Citadel 20
Stephen F. Austin 24, Jackson St. 0
Western Ky. 35, Western Ill. 32
Eastern Ky. 28, Massachusetts 17

Site
Carbondale, Ill. 12,500
Greenville, S.C. 13,034

Charleston, S.C. 15,950

Site
Ruston, La. 17,500
Richmond, Ky. 4,800
Richmond, Va. 11,236
Jonesboro, Ark. 10,872

Jackson, Miss. 16,204
Terre Haute, Ind. 6,225
Kingston, R.I. 10,446
Bozeman, Mont. 12,037

Murfreesboro, Tenn. 11,000
Bozeman, Mont. 12,697
Charleston, S.C. 9,125

Site
Statesboro, Ga. 4,128
Moscow, Id. 6,500
Kingston, R. I. 7,317
Jonesboro, Ark. 5,730

Murfreesboro, Tenn. 9,500
Cedar Falls, Ia. 6,220
Greenville, S.C. 9,454
Reno, Nev. 10,241

Cedar Falls, Ia. 12,300
Greenville, S.C. 10,300

Tacoma, Wash. 5,306

Site
Reno, Nev. 13,715
Jackson, Miss. 24,000
Statesboro, Ga. 7,767
Boone, N.C. 6,250
Jonesboro, Ark. 4,500
Williamsburg, Va. 6,340
Charleston, Ill. 9,500
Greenville, S.C. 8,000

Reno, Nev. 13,102
Statesboro, Ga. 9,121
Newark, Del. 12,018
Charleston, Ill. 9,500

Reno, Nev. 15,100
Jonesboro, Ark. 10,500

Tacoma, Wash. 4,419

Site
Boone, N.C. 4,138
Statesboro, Ga. 9,440
Moscow, Id. 4,900
Huntington, W.Va. 15,584
Monroe, La. 9,500
Richmond, Ky. 4,050
Cedar Falls, Ia. 3,887
Jackson, Miss. 7,500

Boone, N.C. 9,229
Huntington, W.Va. 13,197
Monroe, La. 10,475
Cedar Falls, Ia. 6,100

Boone, N.C. 10,000
Monroe, La. 14,443

Pocatello, Id. 11,513

Site
Moscow, Id. 5,500
Boise, Id. 10,537
Greenville, S.C. 7,487
Huntington, W.Va. 15,086
Statesboro, Ga. 11,011
Nacogdoches, Tex. 5,384
Macomb, Ill. 6,000
Richmond, Ky. 4,600

Quarterfinals (12/3):

Idaho 38, Northwestern St. 30
Furman 13, Marshall 9
Ga. Southern 27, Stephen F. Austin 6
Eastern Ky. 41, Western Ky. 24

Semifinals (12/10):

Furman 38, Idaho 7
Ga. Southern 21, Eastern Ky. 17

Championship (12/17):

Furman 17, Ga. Southern 12

1989

First Round (11/25):

Ga. Southern 52, Villanova 36
Middle Tenn. 24, Appalachian St. 21
Eastern Ill. 38, Idaho 21
Montana 48, Jackson St. 7
Furman 24, William & Mary 10
Youngstown St. 28, Eastern Ky. 24
Stephen F. Austin 59, Grambling 56
Southwest Mo. St. 38, Maine 35

Quarterfinals (12/2):

Ga. Southern 45, Middle Tenn. 3
Montana 25, Eastern Ill. 19
Furman 42, Youngstown St. 23
Stephen F. Austin 55, Southwest Mo. St. 25

Semifinals (12/9):

Ga. Southern 45, Montana 15
Stephen F. Austin 21, Furman 19

Championship (12/16):

Ga. Southern 37, Stephen F. Austin 34

1990

First Round (11/24):

Middle Tenn. 28, Jackson St. 7
Boise St. 20, Northern Iowa 3
Nevada 27, La.-Monroe 14
Furman 45, Eastern Ky. 17
UCF 20, Youngstown St. 17
William & Mary 38, Massachusetts 0
Ga. Southern 31, Citadel 0
Idaho 41, Southwest Mo. St. 35

Quarterfinals (12/1):

Boise St. 20, Middle Tenn. 13
Nevada 42, Furman 35 (3 ot)
UCF 52, William & Mary 38
Ga. Southern 28, Idaho 27

Semifinals (12/8):

Nevada 59, Boise St. 52 (3 ot)
Ga. Southern 44, UCF 7

Championship (12/15):

Ga. Southern 36, Nevada 13

1991

First Round (11/30):

Nevada 22, McNeese St. 16
Youngstown St. 17, Villanova 16
James Madison 42, Delaware 35 (2 ot)
Samford 29, New Hampshire 13
Eastern Ky. 14, Appalachian St. 3
Middle Tenn. 20, Sam Houston St. 19 (ot)
Northern Iowa 38, Weber St. 21
Marshall 20, Western Ill. 17 (ot)

Quarterfinals (12/7):

Youngstown St. 30, Nevada 28
Samford 24, James Madison 21
Eastern Ky. 23, Middle Tenn. 13
Marshall 41, Northern Iowa 13

Semifinals (12/14):

Youngstown St. 10, Samford 0
Marshall 14, Eastern Ky. 7

Championship (12/21):

Youngstown St. 25, Marshall 17

1992

First Round (11/28):

La.-Monroe 78, Alcorn St. 27
Delaware 56, Samford 21
Middle Tenn. 35, Appalachian St. 10
Marshall 44, Eastern Ky. 0
Citadel 44, N.C. A&T 0
Youngstown St. 23, Villanova 20
Northern Iowa 17, Eastern Wash. 14
McNeese St. 23, Idaho 20

Quarterfinals (12/5):

Delaware 41, La.-Monroe 18
Marshall 35, Middle Tenn. 21
Youngstown St. 42, Citadel 17
Northern Iowa 29, McNeese St. 7

Site
Moscow, Id. 6,800
Huntington, W.Va. 16,820
Statesboro, Ga. 12,289
Richmond, Ky. 8,100

Greenville, S.C. 11,645
Statesboro, Ga. 14,023

Pocatello, Id. 11,500

Site
Statesboro, Ga. 10,161
Murfreesboro, Tenn. 5,000
Moscow, Id. 6,025
Missoula, Mont. 11,854
Greenville, S.C. 8,642
Richmond, Ky. 3,898
Nacogdoches, Tex. 7,106
Springfield, Mo. 7,270

Statesboro, Ga. 11,272
Missoula, Mont. 12,285
Greenville, S.C. 8,033
Nacogdoches, Tex. 10,491

Statesboro, Ga. 10,421
Greenville, S.C. 7,015

Statesboro, Ga. 25,725

Site
Murfreesboro, Tenn. 7,000
Boise, Id. 11,691
Reno, Nev. 11,008
Richmond, Ky. 4,528
Youngstown, Ohio 5,000
Williamsburg, Va. 5,000
Statesboro, Ga. 11,881
Springfield, Mo. 8,750

Boise, Id. 15,849
Reno, Nev. 11,519
Orlando, Fla. 20,067
Statesboro, Ga. 11,571

Reno, Nev. 19,776
Statesboro, Ga. 13,183

Statesboro, Ga. 23,204

Site
Reno, Nev. 15,000
Youngstown, Ohio 9,556
Newark, Del. 14,905
Durham, N.H. 6,034
Richmond, Ky. 2,750
Murfreesboro, Tenn. 2,000
Cedar Falls, Ia. 8,723
Huntington, W.Va. 16,840

Reno, Nev. 13,476
Harrisonburg, Va. 9,028
Richmond, Ky. 3,650
Huntington, W.Va. 16,889

Youngstown, Ohio 17,003
Huntington, W.Va. 21,084

Statesboro, Ga. 12,667

Site
Monroe, La. 14,416
Newark, Del. 11,364
Murfreesboro, Tenn. 4,000
Huntington, W.Va. 16,598
Charleston, S.C. 12,300
Youngstown, Ohio 9,465
Cedar Falls, Ia. 13,149
Moscow, Id. 6,000

Monroe, La. 10,172
Huntington, W.Va. 14,011
Charleston, S.C. 12,300
Cedar Falls, Ia. 13,375

CHAMPIONSHIP RESULTS

Semifinals (12/12):

Marshall 28, Delaware 7
Youngstown St. 19, Northern Iowa 7

Championship (12/19):

Marshall 31, Youngstown St. 28

1993**First Round (11/27):**

Ga. Southern 14, Eastern Ky. 12
Youngstown St. 56, UCF 30
Boston U. 27, Northern Iowa 21 (2 ot)
Idaho 34, La.-Monroe 31
Delaware 49, Montana 48
Marshall 28, Howard 14
McNeese St. 34, William & Mary 28
Troy St. 42, Stephen F. Austin 20

Quarterfinals (12/4):

Youngstown St. 34, Ga. Southern 14
Idaho 21, Boston U. 14
Marshall 34, Delaware 31
Troy St. 35, McNeese St. 28

Semifinals (12/11):

Youngstown St. 35, Idaho 16
Marshall 24, Troy St. 21

Championship (12/18):

Youngstown St. 17, Marshall 5

1994**First Round (11/26):**

Youngstown St. 63, Alcorn St. 20
Eastern Ky. 30, Boston U. 23
McNeese St. 38, Idaho 21
Montana 23, Northern Iowa 20
Marshall 49, Middle Tenn. St. 14
James Madison 45, Troy St. 26
Boise St. 24, North Texas 20
Appalachian St. 17, New Hampshire 10 (ot)

Quarterfinals (12/3):

Youngstown St. 18, Eastern Ky. 15
Montana 30, McNeese St. 28
Marshall 28, James Madison 21 (ot)
Boise St. 17, Appalachian St. 14

Semifinals (12/10):

Youngstown St. 28, Montana 9
Boise St. 28, Marshall 24

Championship (12/17):

Youngstown St. 28, Boise St. 14

1995**First Round (11/25):**

McNeese St. 33, Idaho 3
Delaware 38, Hofstra 17
Northern Iowa 35, Murray St. 34
Marshall 38, Jackson St. 8
Appalachian St. 31, James Madison 24
Stephen F. Austin 34, Eastern Ill. 29
Ga. Southern 24, Troy St. 21
Montana 48, Eastern Ky. 0

Quarterfinals (12/2):

McNeese St. 52, Delaware 18
Marshall 41, Northern Iowa 24
Stephen F. Austin 27, Appalachian St. 17
Montana 45, Ga. Southern 0

Semifinals (12/9):

Marshall 25, McNeese St. 13
Montana 70, Stephen F. Austin 14

Championship (12/16):

Montana 22, Marshall 20

1996**First Round (11/30):**

Montana 48, Nicholls St. 3
East Tenn. St. 35, Villanova 29
Troy St. 29, Florida A&M 25
Murray St. 34, Western Ill. 6
Marshall 59, Delaware 14
Furman 42, Northern Ariz. 31
Northern Iowa 21, Eastern Ill. 14
William & Mary 45, Jackson St. 6

Quarterfinals (12/7):

Montana 44, East Tenn. St. 14
Troy St. 31, Murray St. 3
Marshall 54, Furman 0
Northern Iowa 38, William & Mary 35

Semifinals (12/14):

Montana 70, Troy St. 7
Marshall 31, Northern Iowa 14

Championship (12/21):

Marshall 49, Montana 29

Site	Attendance
Huntington, W.Va.	16,323
Cedar Falls, Ia.	14,682

Huntington, W.Va.	31,304
-------------------	--------

Site	Attendance
Statesboro, Ga.	7,278
Youngstown, Ohio	7,408
Boston, Mass.	6,882
Monroe, La.	5,500
Missoula, Mont.	11,271
Huntington, W.Va.	13,554
Lake Charles, La.	17,167
Troy, Ala.	4,500

Youngstown, Ohio	9,503
Moscow, Id.	8,800
Huntington, W.Va.	13,687
Lake Charles, La.	20,000

Youngstown, Ohio	9,644
Huntington, W.Va.	14,472

Huntington, W.Va.	29,218
-------------------	--------

Site	Attendance
Youngstown, Ohio	17,795
Richmond, Ky.	4,111
Lake Charles, La.	16,000
Missoula, Mont.	7,958
Huntington, W.Va.	17,349
Harrisonburg, Va.	5,200
Boise, Id.	14,706
Durham, N.H.	7,329

Youngstown, Ohio	16,023
Missoula, Mont.	8,419
Huntington, W.Va.	16,494
Boise, Id.	15,302

Youngstown, Ohio	15,333
Boise, Id.	20,068

Huntington, W.Va.	27,674
-------------------	--------

Site	Attendance
Lake Charles, La.	15,736
Newark, Del.	13,295
Murray, Ky.	7,635
Huntington, W.Va.	13,035
Boone, N.C.	9,467
Nacogdoches, Tex.	3,552
Troy, Ala.	6,000
Missoula, Mont.	13,830

Lake Charles, La.	17,239
Huntington, W.Va.	14,472
Boone, N.C.	8,941
Missoula, Mont.	18,518

Lake Charles, La.	18,018
Missoula, Mont.	18,523

Huntington, W.Va.	32,106
-------------------	--------

Site	Attendance
Missoula, Mont.	13,438
Johnson City, Tenn.	4,939
Troy, Ala.	10,200
Murray, Ky.	2,753
Huntington, W.Va.	15,429
Flagstaff, Ariz.	8,700
Cedar Falls, Ia.	10,402
Williamsburg, Va.	4,057

Missoula, Mont.	15,025
Troy, Ala.	6,100
Huntington, W.Va.	14,096
Cedar Falls, Ia.	10,796

Missoula, Mont.	18,367
Huntington, W.Va.	14,414

Huntington, W.Va.	30,052
-------------------	--------

1997**First Round (11/29):**

Villanova 49, Colgate 28
Youngstown St. 28, Hampton 13
Western Ky. 42, Eastern Ky. 14
Eastern Wash. 40, Northwestern St. 10
Delaware 24, Hofstra 14
Ga. Southern 52, Florida A&M 37
McNeese St. 19, Montana 14
Western Ill. 31, Jackson St. 24

Quarterfinals (12/6):

Youngstown St. 37, Villanova 34
Eastern Wash. 38, Western Ky. 21
Delaware 16, Ga. Southern 7
McNeese St. 14, Western Ill. 12

Semifinals (12/13):

Youngstown St. 25, Eastern Wash. 14
McNeese St. 23, Delaware 21

Championship (12/20):

Youngstown St. 10, McNeese St. 9

1998**First Round (11/28):**

Ga. Southern 49, Colgate 28
Connecticut 42, Hampton 34
Florida A&M 27, Troy St. 17
Western Ill. 52, Montana 9
Lehigh 24, Richmond 23
Massachusetts 21, McNeese St. 19
Appalachian St. 45, Tennessee St. 31
Northwestern St. 48, Illinois St. 28

Quarterfinals (12/5):

Ga. Southern 52, Connecticut 30
Western Ill. 24, Florida A&M 21 (12/4)
Massachusetts 27, Lehigh 21
Northwestern St. 31, Appalachian St. 20

Semifinals (12/12):

Ga. Southern 42, Western Ill. 14
Massachusetts 41, Northwestern St. 31

Championship (12/19):

Massachusetts 55, Ga. Southern 43

1999**First Round (11/27):**

N.C. A&T 24, Tennessee St. 10
Youngstown St. 30, Montana 27
Troy St. 27, James Madison 7
Florida A&M 44, Appalachian St. 29
Hofstra 27, Lehigh 15
Illinois St. 56, Colgate 13
Massachusetts 30, Furman 23 (ot)
Ga. Southern 72, Northern Ariz. 29

Quarterfinals (12/4):

Youngstown St. 41, N.C. A&T 3
Illinois St. 37, Hofstra 20
Florida A&M 17, Troy St. 10
Ga. Southern 38, Massachusetts 21

Semifinals (12/11):

Youngstown St. 27, Florida A&M 24
Ga. Southern 28, Illinois St. 17

Championship (12/20):

Ga. Southern 59, Youngstown St. 24

2000**First Round (11/25):**

Montana 45, Eastern Ill. 13
Richmond 10, Youngstown St. 3
Western Ky. 27, Florida A&M 0
Appalachian St. 33, Troy St. 30
Ga. Southern 42, McNeese St. 17
Hofstra 31, Furman 24
Lehigh 37, Western Ill. 7
Delaware 49, Portland St. 14

Quarterfinals (12/2):

Montana 34, Richmond 20
Appalachian St. 17, Western Ky. 14
Ga. Southern 48, Hofstra 20
Delaware 47, Lehigh 22

Semifinals (12/9):

Montana 19, Appalachian St. 16 (ot)
Ga. Southern 27, Delaware 18

Championship (12/16):

Ga. Southern 27, Montana 25

2001**First Round (12/1):**

Montana 28, Northwestern St. 19
Sam Houston St. 34, Northern Ariz. 31
Maine 14, McNeese St. 10
Northern Iowa 49, Eastern Ill. 43
Ga. Southern 60, Florida A&M 35
Appalachian St. 40, William & Mary 27
Lehigh 27, Hofstra 24 (ot)
Furman 24, Western Ky. 20

Site	Attendance
Villanova, Pa.	8,875
Youngstown, Ohio	12,431
Bowling Green, Ky.	9,000
Cheney, Wash.	6,384
Newark, Del.	14,075
Statesboro, Ga.	10,409
Lake Charles, La.	13,681
Macomb, Ill.	8,980

Villanova, Pa.	7,591
Cheney, Wash.	6,829
Newark, Del.	11,203
Macomb, Ill.	5,000

Cheney, Wash.	8,529
Newark, Del.	14,461

Chattanooga, Tenn.	14,771
--------------------	--------

Site	Attendance
Statesboro, Ga.	7,676
Storrs, Conn.	6,193
Tallahassee, Fla.	16,509
Macomb, Ill.	3,614
Richmond, Va.	10,254
Lake Charles, La.	11,349
Boone, N.C.	3,885
Natchitoches, La.	8,118

Statesboro, Ga.	9,096
Macomb, Ill.	7,400
Amherst, Mass.	12,108
Natchitoches, La.	10,817

Statesboro, Ga.	11,140
Natchitoches, La.	10,424

Chattanooga, Tenn.	17,501
--------------------	--------

Site	Attendance
Nashville, Tenn.	10,736
Missoula, Mont.	17,261
Troy, Ala.	17,102
Boone, N.C.	6,837
Hempstead, N.Y.	6,770
Normal, Ill.	7,133
Greenville, S.C.	7,215
Statesboro, Ga.	7,140

Youngstown, Ohio	16,955
Hempstead, N.Y.	5,586
Troy, Ala.	12,689
Statesboro, Ga.	13,121

Youngstown, Ohio	17,846
Statesboro, Ga.	12,299

Chattanooga, Tenn.	20,052
--------------------	--------

Site	Attendance
Missoula, Mont.	16,212
Richmond, Va.	5,484
Bowling Green, Ky.	3,200
Troy, Ala.	17,589
Statesboro, Ga.	5,350
Greenville, S.C.	4,214
Macomb, Ill.	3,204
Newark, Del.	12,945

Missoula, Mont.	17,345
Boone, N.C.	5,100
Statesboro, Ga.	7,139
Newark, Del.	16,390

Missoula, Mont.	17,401
Newark, Del.	15,035

Chattanooga, Tenn.	17,156
--------------------	--------

Site	Attendance
Missoula, Mont.	17,289
Huntsville, Tex.	8,143
Lake Charles, La.	12,450
Charleston, Ill.	6,824
Statesboro, Ga.	9,884
Boone, N.C.	5,279
Bethlehem, Pa.	10,131
Greenville, S.C.	6,143

Quarterfinals (12/8):

Montana 49, Sam Houston St. 24
 Northern Iowa 56, Maine 28
 Ga. Southern 38, Appalachian St. 24
 Furman 34, Lehigh 17

Semifinals (12/15):

Montana 38, Northern Iowa 0
 Furman 24, Ga. Southern 17

Championship (12/21):

Montana 13, Furman 6

2002

First Round (11/30):

McNeese St. 21, Montana St. 14
 Montana 45, Northwestern St. 14
 Villanova 45, Furman 38
 Fordham 29, Northeastern 24
 Ga. Southern 34, Bethune-Cookman 0
 Maine 14, Appalachian St. 13
 Western Ky. 59, Murray St. 20
 Western Ill. 48, Eastern Ill. 9

Quarterfinals (12/7):

McNeese St. 24, Montana 20
 Villanova 24, Fordham 10
 Ga. Southern 31, Maine 7
 Western Ky. 31, Western Ill. 28

Site	Attendance
Missoula, Mont.	18,125
Cedar Falls, Ia.	9,525
Statesboro, Ga.	9,352
Greenville, S.C.	10,189

Missoula, Mont.	18,848
Statesboro, Ga.	11,827
Chattanooga, Tenn.	12,698

Site	Attendance
Lake Charles, La.	16,211
Missoula, Mont.	15,758
Villanova, Pa.	3,031
Boston, Mass.	6,848
Statesboro, Ga.	7,395
Boone, N.C.	4,311
Bowling Green, Ky.	3,300
Macomb, Ill.	2,429

Lake Charles, La.	15,758
Villanova, Pa.	4,351
Statesboro, Ga.	6,708
Macomb, Ill.	3,285

Semifinals (12/14):

McNeese St. 39, Villanova 28
 Western Ky. 31, Ga. Southern 28

Championship (12/20):

Western Ky. 34, McNeese St. 14

2003

First Round (11/29):

Northern Ariz. 35, McNeese St. 3
 Fla. Atlantic 32, Bethune-Cookman 24
 Colgate 19, Massachusetts 7
 Western Ill. 43, Montana 40 (2 ot)
 Wofford 31, N.C. A&T 10
 Western Ky. 45, Jacksonville St. 7
 Delaware 48, Southern Ill. 7
 Northern Iowa 35, Montana St. 14

Quarterfinals (12/6):

Fla. Atlantic 48, Northern Ariz. 25
 Colgate 28, Western Ill. 27
 Wofford 34, Western Ky. 17
 Delaware 37, Northern Iowa 7

Semifinals (12/13):

Colgate 36, Fla. Atlantic 24
 Delaware 24, Wofford 9

Championship (12/19):

Delaware 40, Colgate 0

Site	Attendance
Lake Charles, La.	16,517
Statesboro, Ga.	6,573

Chattanooga, Tenn.	12,360
--------------------	--------

Site	Attendance
Lake Charles, La.	14,300
Daytona Beach, Fla.	8,468
Hamilton, N.Y.	4,197
Missoula, Mont.	10,165
Spartanburg, S.C.	10,500
Bowling Green, Ky.	3,573
Newark, Del.	14,572
Cedar Falls, Ia.	10,165

Flagstaff, Ariz.	9,314
Hamilton, N.Y.	5,287
Spartanburg, S.C.	7,500
Newark, Del.	11,881

Boca Raton, Fla.	12,857
Newark, Del.	14,351

Chattanooga, Tenn.	14,281
--------------------	--------

CHAMPIONSHIP RESULTS



Attendance Records

All-Time College Football

Attendance 426

All-Time NCAA Attendance 426

Annual Conference

Attendance Leaders..... 427

Largest Regular-Season Crowds 432

2003 Attendance 433

Annual Team Attendance Leaders... 436



All-Time College Football Attendance

(Includes all divisions and non-NCAA teams)

Year	No. Teams	G	Total Attendance	P/G Avg.	Yearly Change Total	Percent
1948	685	—	19,134,159	—	—	—
1949	682	—	19,651,995	—	Up 517,836	+2.71
1950	674	—	18,961,688	—	Dn 690,307	-3.51
1951	635	—	17,480,533	—	Dn 1,481,155	-7.81
1952	625	—	17,288,062	—	Dn 192,471	-1.10
1953	618	—	16,681,731	—	Dn 606,331	-3.51
1954	614	—	17,048,603	—	Up 366,872	+2.20
1955	621	—	17,266,556	—	Up 217,953	+1.28
1956	618	—	18,031,805	—	Up 765,249	+4.43
1957	618	2,586	18,290,724	7,073	Up 258,919	+1.44
1958	618	2,673	19,280,709	7,213	Up 989,985	+5.41
1959	623	2,695	19,615,344	7,278	Up 334,635	+1.74
1960	620	2,711	20,403,409	7,526	Up 788,065	+4.02
1961	616	2,697	20,677,604	7,667	Up 274,195	+1.34
1962	610	2,679	21,227,162	7,924	Up 549,558	+2.66
1963	616	2,686	22,237,094	8,279	Up 1,009,932	+4.76
1964	622	2,745	23,354,477	8,508	Up 1,117,383	+5.02
1965	616	2,749	24,682,572	8,979	Up 1,328,095	+5.69
1966	616	2,768	25,275,899	9,131	Up 593,327	+2.40
1967	610	2,764	26,430,639	9,562	Up 1,154,740	+4.57
1968	612	2,786	27,025,846	9,701	Up 595,207	+2.25
1969	615	2,820	27,626,160	9,797	Up 600,314	+2.22
1970	617	2,895	29,465,604	10,178	Up 1,839,444	+6.66
1971	618	2,955	30,455,442	10,306	Up 989,838	+3.36
1972	620	2,997	30,828,802	10,287	Up 373,360	+1.23
1973	630	3,062	31,282,540	10,216	Up 453,738	+1.47
1974	634	3,101	31,234,855	10,073	Dn 47,685	-0.15
1975	634	3,089	31,687,847	10,258	Up 452,992	+1.45
1976	637	3,108	32,012,008	10,299	Up 324,161	+1.02
1977	638	3,145	32,905,178	10,463	Up 893,170	+2.79

Beginning in 1978, attendance includes NCAA teams only.

All-Time NCAA Attendance

Annual Total NCAA Attendance

(Includes Only NCAA Teams, All Divisions)

Year	No. Teams	G	Total Attendance	P/G Avg.	Yearly Change Total	Percent
1978	484	2,422	32,369,730	13,365	—	—
1979	478	2,381	32,874,755	13,807	Up 505,025	+1.56
1980	485	2,451	33,707,772	13,753	Up 833,017	+2.53
1981	497	2,505	34,230,471	13,665	Up 522,699	+1.55
1982	510	2,569	35,176,195	13,693	Up 945,724	+2.76
1983	505	2,557	34,817,264	13,616	Dn 358,931	-1.02
1984	501	2,542	35,211,076	13,852	Up 393,812	+1.13
1985	509	2,599	34,951,548	13,448	Dn 259,528	-0.74
1986	510	2,605	35,030,902	13,448	Up 79,354	+0.23
1987	507	2,589	35,007,541	13,522	Dn 23,361	-0.07
1988	524	2,644	34,323,842	12,982	Dn 683,699	-1.95
1989	524	2,630	35,116,188	13,352	Up 792,346	+2.31
1990	533	2,704	35,329,946	13,066	Up 213,758	+0.61
1991	548	2,776	35,528,220	12,798	Up 198,274	+0.56
1992	552	2,824	35,225,431	12,474	Dn 302,789	-0.85
1993	560	2,888	34,870,634	12,074	Dn 354,797	-1.01
1994	568	2,907	36,459,896	12,542	Up 1,591,352	+4.56
1995	565	2,923	35,637,784	12,192	Dn 822,112	-2.25
1996	566	2,925	36,083,053	12,336	Up 445,269	+1.25
1997	581	2,998	36,857,849	12,294	Up 774,796	+2.15
1998	595	3,044	37,491,078	12,316	Up 633,229	+1.72
1999	601	3,137	39,482,657	12,586	Up 1,991,477	+5.31
2000	606	3,122	39,059,225	12,511	Dn 423,432	-1.07
2001	608	3,193	40,480,823	12,678	Up 1,421,598	+3.64
2002	*617	3,395	44,556,215	13,124	*Up 4,075,392	*+10.07
2003	*617	3,401	*46,144,539	13,568	Up 1,588,324	+3.56

*Record.

Annual Division I-A Attendance

Year	Teams	G	Attendance	Avg.
1976	137	796	23,917,522	30,047
1977	144	799	24,613,285	30,805
1978	139	772	25,017,915	32,407
1979	139	774	25,862,801	33,414
1980	139	776	26,499,022	34,148
1981	137	768	26,588,688	34,621
1982	97	567	24,771,855	43,689
1983	105	602	25,381,761	42,162
1984	105	606	25,783,807	42,548
1985	105	605	25,434,412	42,040
1986	105	611	25,692,095	42,049
1987	104	607	25,471,744	41,963
1988	104	605	25,079,490	41,454
1989	106	603	25,307,915	41,970
1990	106	615	25,513,098	41,485
1991	106	610	25,646,067	42,043
1992	107	617	25,402,046	41,170
1993	106	613	25,305,438	41,281
1994	107	614	25,590,190	41,678
1995	108	623	25,836,469	41,471
1996	111	644	26,620,942	41,337
1997	112	655	27,565,959	42,085
1998	112	651	27,674,217	42,510
1999	114	666	29,032,973	43,593
2000	114	661	28,839,284	43,630
2001	115	688	30,298,574	44,039
2002	117	775	34,384,264	44,367
2003	117	772	*35,085,646	*45,447

*Record.

Annual Division I-AA Attendance

Year	Teams	G	Attendance	Avg.
1978	38	201	2,032,766	10,113
1979	39	211	2,073,890	9,829
1980	46	251	2,617,932	10,430
1981	50	270	2,950,156	10,927
1982	92	483	5,655,519	*11,709
1983	84	450	4,879,709	10,844
1984	87	465	5,061,480	10,885
1985	87	471	5,143,077	10,919
1986	86	456	5,044,992	11,064
1987	87	460	5,129,250	11,151
1988	88	465	4,801,637	10,326
1989	89	471	5,278,520	11,020
1990	87	473	5,328,477	11,265
1991	89	490	5,386,425	10,993
1992	88	485	5,057,955	10,429
1993	115	623	5,356,873	8,599
1994	117	643	*6,193,989	9,633
1995	119	647	5,660,329	8,749
1996	116	629	5,255,033	8,355
1997	118	642	5,212,048	8,118
1998	119	631	5,555,862	8,805
1999	122	661	5,949,345	9,001
2000	122	664	5,722,107	8,618
2001	123	649	5,375,851	8,283
2002	123	700	5,525,250	7,893
2003	121	699	6,070,116	8,684

*Record.

Annual Division II Attendance

Year	Teams	G	Attendance	Avg.
1978	103	518	*2,871,683	*5,544
1979	105	526	2,775,569	5,277
1980	111	546	2,584,765	4,734
1981	121	589	2,726,537	4,629
1982	126	618	2,745,964	4,443
1983	122	611	2,705,892	4,429
1984	114	568	2,413,947	4,250
1985	114	569	2,475,325	4,350
1986	111	551	2,404,852	4,365
1987	107	541	2,424,041	4,481
1988	117	580	2,570,964	4,493
1989	116	579	2,572,496	4,428
1990	120	580	2,472,811	4,263
1991	128	622	2,490,929	4,005

Year	Teams	G	Attendance	Avg.
1992.....	129	643	2,733,094	4,251
1993.....	142	718	2,572,053	3,582
1994.....	142	704	2,791,074	3,965
1995.....	138	705	2,459,792	3,489
1996.....	139	701	2,514,241	3,587
1997.....	142	710	2,349,442	3,309
1998.....	149	747	2,443,660	3,271
1999.....	147	749	2,504,118	3,343
2000.....	149	739	2,512,290	3,400
2001.....	145	752	2,648,761	3,522
2002.....	149	783	2,647,038	3,381
2003.....	150	786	2,835,856	3,608

*Record.

Annual Division III Attendance

Year	Teams	G	Attendance	Avg.
1978.....	204	931	*2,447,366	*2,629
1979.....	195	870	2,162,495	2,486
1980.....	189	878	2,006,053	2,285
1981.....	189	878	1,965,090	2,238
1982.....	195	901	2,002,857	2,223
1983.....	194	894	1,849,902	2,069
1984.....	195	903	1,951,842	2,162
1985.....	203	954	1,898,734	1,990
1986.....	208	987	1,888,963	1,914
1987.....	209	981	1,982,506	2,021
1988.....	215	994	1,871,751	1,883
1989.....	213	977	1,957,257	1,948
1990.....	220	1,036	2,015,560	1,946
1991.....	225	1,054	2,004,799	1,902
1992.....	228	1,079	2,032,336	1,884
1993.....	197	934	1,636,270	1,752
1994.....	202	946	1,884,643	1,992
1995.....	200	948	1,681,194	1,773
1996.....	200	951	1,692,837	1,780
1997.....	209	991	1,730,400	1,746
1998.....	215	1,015	1,817,339	1,790
1999.....	218	1,061	1,996,221	1,881
2000.....	221	1,058	1,985,544	1,877
2001.....	225	1,104	2,157,637	1,954
2002.....	228	1,137	1,999,663	1,759
2003.....	229	1,144	2,152,921	1,882

*Record.

Annual Conference Attendance Leaders

(Based on per-game average; minimum 20 games)

Division I-A

Year	Conference	Teams	Attendance	P/G Avg.
1978	Big Ten.....	10	3,668,926	61,149
1979	Big Ten.....	10	3,865,170	63,363
1980	Big Ten.....	10	3,781,232	64,089
1981	Big Ten.....	10	3,818,728	63,645
1982	Big Ten.....	10	3,935,722	66,707
1983	Big Ten.....	10	3,710,931	67,471
1984	Big Ten.....	10	3,943,802	67,997
1985	Big Ten.....	10	4,015,693	66,928
1986	Big Ten.....	10	4,006,845	65,686
1987	Big Ten.....	10	3,990,524	65,418
1988	Southeastern.....	10	3,912,241	63,101
1989	Southeastern.....	10	4,123,005	65,445
1990	Southeastern.....	10	4,215,400	63,870
1991	Southeastern.....	10	4,063,190	66,610
1992	Southeastern.....	12	4,844,014	63,737
1993	Big Ten.....	11	4,320,397	63,535
1994	Big Ten.....	11	4,452,839	66,460
1995	Big Ten.....	11	4,592,499	67,537
1996	Big Ten.....	11	4,321,276	67,520
1997	Big Ten.....	11	4,744,211	67,774
1998	Southeastern.....	12	5,059,534	69,309
1999	Southeastern.....	12	5,500,664	70,521
2000	Southeastern.....	12	5,143,777	72,448

Year	Conference	Teams	Attendance	P/G Avg.
2001	Southeastern.....	12	5,554,028	73,079
2002	Southeastern.....	12	6,085,156	73,315
2003	Southeastern.....	12	*6,146,890	*74,059

*Record.

Division I-AA

Year	Conference	Teams	Attendance	P/G Avg.
1978	Southwestern Athletic.....	5	483,159	17,895
1979	Southwestern Athletic.....	6	513,768	16,055
1980	Southwestern Athletic.....	7	611,234	16,085
1981	Southwestern Athletic.....	7	662,221	18,921
1982	Southwestern Athletic.....	7	634,505	18,129
1983	Southwestern Athletic.....	8	709,160	16,117
1984	Southwestern Athletic.....	8	702,186	17,555
1985	Southwestern Athletic.....	8	790,296	17,961
1986	Southwestern Athletic.....	8	621,584	16,357
1987	Southwestern Athletic.....	8	697,534	16,608
1988	Southwestern Athletic.....	8	541,127	14,240
1989	Southwestern Athletic.....	8	796,844	18,110
1990	Southwestern Athletic.....	7	828,169	20,704
1991	Southwestern Athletic.....	8	856,491	18,223
1992	Southwestern Athletic.....	8	873,772	20,804
1993	Southwestern Athletic.....	8	772,714	18,398
1994	Southwestern Athletic.....	8	*958,508	*23,378
1995	Southwestern Athletic.....	8	628,702	16,545
1996	Southwestern Athletic.....	8	600,798	15,405
1997	Southwestern Athletic.....	8	567,929	15,776
1998	Southwestern Athletic.....	9	516,042	13,580
1999	Southwestern Athletic.....	10	781,226	15,318
2000	Southwestern Athletic.....	10	506,076	11,502
2001	Southwestern Athletic.....	10	583,599	12,417
2002	Southwestern Athletic.....	10	459,911	10,950
2003	Southwestern Athletic.....	10	579,976	12,083

*Record.

Division II

Year	Conference	Teams	Attendance	P/G Avg.
1978	Mid-Continent.....	6	237,458	9,133
1979	Mid-Continent.....	6	313,790	9,509
1980	Southern Intercollegiate.....	12	356,744	7,280
1981	Lone Star.....	8	340,876	7,575
1982	Lone Star.....	8	348,780	8,507
1983	Lone Star.....	8	296,350	7,228
1984	Central Intercollegiate.....	12	418,075	6,743
1985	Central Intercollegiate.....	12	378,160	6,099
1986	Central Intercollegiate.....	12	380,172	6,670
1987	Lone Star.....	6	208,709	6,325
1988	Central Intercollegiate.....	12	343,070	6,473
1989	Lone Star.....	8	249,570	5,942
1990	Southern Intercollegiate.....	9	264,741	6,967
1991	Central Intercollegiate.....	11	349,962	6,603
1992	Southern Intercollegiate.....	9	344,504	7,489
1993	Southern Intercollegiate.....	9	342,446	8,352
1994	Southern Intercollegiate.....	9	*456,289	*10,140
1995	Southern Intercollegiate.....	10	321,751	6,846
1996	Southern Intercollegiate.....	10	310,491	6,750
1997	Southern Intercollegiate.....	10	314,975	6,562
1998	Southern Intercollegiate.....	11	399,277	7,005
1999	Southern Intercollegiate.....	10	305,640	6,946
2000	Southern Intercollegiate.....	8	288,807	7,405
2001	Southern Intercollegiate.....	8	220,869	7,125
2002	North Central.....	9	307,688	5,594
2003	Southern Intercollegiate.....	9	254,321	6,521

*Record.

Division III

Year	Conference	Teams	Attendance	P/G Avg.
1979	Great Lakes.....	6	90,531	3,482
1980	Great Lakes.....	7	113,307	3,333
1981	Ohio Athletic.....	14	*196,640	2,979
1982	New Jersey State.....	7	98,502	2,985
1983	Heartland.....	7	121,825	3,384
1984	Heartland.....	7	107,500	2,986
1985	Ohio Athletic.....	9	125,074	2,719
1986	Heartland.....	7	91,793	2,550
1987	Heartland.....	6	84,815	3,029
1988	Heartland.....	5	82,966	2,963

ATTENDANCE RECORDS

Year	Conference	Teams	Attendance	P/G	Avg.
1989	Old Dominion	5	70,676	2,945	
1990	Old Dominion	6	86,238	2,974	
1991	Old Dominion	6	101,774	3,283	
1992	Old Dominion	6	100,132	3,338	
1993	Old Dominion	6	96,526	3,218	
1994	Old Dominion	6	111,334	*3,976	
1995	Old Dominion	6	105,819	3,527	
1996	Old Dominion	6	90,277	3,113	
1997	Old Dominion	6	92,810	3,094	
1998	Old Dominion	6	112,329	3,744	
1999	Old Dominion	7	103,435	2,955	
2000	Old Dominion	7	115,054	3,486	
2001	Old Dominion	7	108,487	3,014	
2002	Ohio Athletic	10	149,453	2,768	
2003	Ohio Athletic	10	163,948	3,093	

*Record. Note: 1978 figures not available.

Annual Division I-A Conference Attendance

(Since 1978)

ATLANTIC COAST CONFERENCE

Season	Teams	Games	Attendance	P/G	Change in P/G (Percent)
1978	7	39	1,475,410	37,831	Up 3.88
1979	7	40	1,620,776	40,519	Up 7.11
1980	7	41	1,590,495	38,793	Dn 4.26
1981	7	40	1,589,152	39,729	Up 2.41
1982	7	41	1,706,451	41,621	Up 4.76
1983	8	49	2,087,800	42,608	Up 3.71
1984	8	46	1,998,274	43,441	Up 1.96
1985	8	48	2,029,574	42,283	Dn 2.67
1986	8	45	1,848,949	41,088	Dn 2.83
1987	8	47	1,970,198	41,919	Up 2.02
1988	8	47	1,911,949	40,680	Dn 2.96
1989	8	49	2,010,317	41,027	Up 0.85
1990	8	47	1,988,781	42,314	Up 3.14
1991	8	51	2,257,413	44,263	Up 4.61
1992	9	53	2,332,674	44,013	Dn 0.56
1993	9	54	2,379,045	44,056	Up 0.10
1994	9	51	2,248,700	44,092	Up 0.08
1995	9	51	2,329,868	45,684	Up 3.61
1996	9	50	2,203,849	44,077	Dn 3.52
1997	9	52	2,333,784	44,880	Up 1.82
1998	9	51	2,330,879	45,704	Up 1.84
1999	9	51	2,298,711	45,073	Dn 1.38
2000	9	54	2,653,816	49,145	Up 9.03
2001	9	56	2,784,520	49,724	Up 1.18
2002	9	58	2,957,611	50,993	Up 2.55
2003	9	58	3,012,392	51,938	Up 1.85

BIG EAST CONFERENCE

Season	Teams	Games	Attendance	P/G	Change in P/G (Percent)
1991	8	47	1,788,611	38,056	Dn 7.00
1992	8	48	1,847,269	38,485	Up 1.13
1993	8	47	1,787,843	38,039	Dn 1.16
1994	8	46	1,902,096	41,350	Up 8.70
1995	8	44	1,679,043	38,160	Dn 7.71
1996	8	47	1,825,870	38,848	Up 1.80
1997	8	46	1,657,056	36,023	Dn 7.27
1998	8	48	1,914,957	39,895	Up 10.75
1999	8	46	1,837,478	39,945	Up 0.13
2000	8	49	2,030,230	41,433	Up 3.73
2001	8	49	1,927,280	39,332	Dn 5.07
2002	8	53	2,315,608	43,691	Up 11.08
2003	8	51	2,390,358	46,870	Up 7.28

BIG TEN CONFERENCE

Season	Teams	Games	Attendance	P/G	Change in P/G (Percent)
1978	10	60	3,668,926	61,149	Up 2.87
1979	10	61	3,865,170	63,363	Up 3.62
1980	10	59	3,781,232	64,089	Up 1.15
1981	10	60	3,818,728	63,645	Dn 0.69
1982	10	59	3,935,722	66,707	Up 4.81
1983	10	55	3,710,931	67,471	Up 1.15
1984	10	58	3,943,802	67,997	Up 0.78
1985	10	60	4,015,693	66,928	Dn 1.57
1986	10	61	4,006,845	65,686	Dn 1.86
1987	10	61	3,990,524	65,418	Dn 0.41
1988	10	59	3,714,231	62,953	Dn 3.77

Season	Teams	Games	Attendance	P/G	Change in P/G (Percent)
1989	10	59	3,492,647	59,197	Dn 5.97
1990	10	60	3,533,504	58,892	Dn 0.52
1991	10	61	3,674,654	60,240	Up 2.29
1992	10	60	3,600,410	60,007	Dn 0.39
1993	11	68	4,320,397	63,535	Up 5.88
1994	11	67	4,452,839	66,460	Up 4.60
1995	11	68	4,592,499	67,537	Up 1.62
1996	11	64	4,321,276	67,520	Dn 0.03
1997	11	70	4,744,211	67,774	Up 0.38
1998	11	65	4,354,383	66,991	Dn 1.16
1999	11	70	4,701,095	67,159	Up 0.25
2000	11	67	4,591,153	68,525	Up 2.03
2001	11	66	4,622,376	70,036	Up 2.21
2002	11	78	5,455,105	69,937	Dn 0.14
2003	11	75	5,264,867	70,198	Up 0.37

BIG 12 CONFERENCE

Season	Teams	Games	Attendance	P/G	Change in P/G (Percent)
1996	12	69	3,549,474	51,442	Up 3.39
1997	12	71	3,640,692	51,277	Dn 0.32
1998	12	71	3,661,740	51,574	Up 0.58
1999	12	72	3,904,491	54,229	Up 5.15
2000	12	74	3,995,338	53,991	Dn 0.44
2001	12	76	4,215,088	55,462	Up 2.72
2002	12	79	4,358,818	55,175	Dn 0.52
2003	12	81	4,565,288	56,362	Up 2.15

CONFERENCE USA

Season	Teams	Games	Attendance	P/G	Change in P/G (Percent)
1996	6	33	825,899	25,027	Up 12.87
1997	7	38	963,239	25,348	Up 1.28
1998	8	44	1,239,052	28,160	Up 11.09
1999	9	52	1,476,223	28,389	Up 0.81
2000	9	49	1,388,331	28,333	Dn 0.20
2001	10	53	1,432,512	27,029	Dn 4.60
2002	10	61	1,627,131	26,674	Dn 1.31
2003	11	67	2,167,173	32,346	Up 21.26

MID-AMERICAN CONFERENCE

Season	Teams	Games	Attendance	P/G	Change in P/G (Percent)
1978	10	51	722,026	14,157	Up 14.36
1979	10	52	696,784	13,400	Dn 5.35
1980	10	51	714,415	14,008	Up 4.54
1981	10	53	804,158	15,173	Up 8.32
1982@	10	51	980,087	19,217	Up 26.65
1983	10	51	884,888	17,351	Dn 9.71
1984	10	53	918,133	17,323	Dn 0.16
1985	10	49	719,024	14,674	Dn 15.29
1986	9	47	679,866	14,465	Dn 1.42
1987	9	45	652,285	14,495	Up 0.21
1988	9	46	765,563	16,643	Up 14.82
1989	9	44	689,698	15,675	Dn 5.82
1990	9	45	744,368	16,542	Up 5.53
1991	9	45	608,485	13,522	Dn 18.26
1992	10	49	704,233	14,372	Up 5.97
1993	10	51	726,847	14,252	Dn 0.83
1994	10	51	754,296	14,790	Up 3.77
1995	10	50	748,138	14,963	Up 1.17
1996	10	50	787,035	15,741	Up 5.18
1997	12	63	1,130,939	17,951	Up 14.04
1998	12	61	1,022,567	16,763	Dn 6.62
1999	13	67	1,195,463	17,843	Up 5.32
2000	13	67	1,080,812	16,132	Dn 9.59
2001	13	66	1,171,999	17,758	Up 10.08
2002	14	81	1,420,525	17,537	Dn 1.24
2003	14	84	1,496,906	17,820	Up 1.61

@Mid-American and Missouri Valley divided between I-A and I-AA.

MOUNTAIN WEST CONFERENCE

(Members came from Western Athletic Conference)

Season	Teams	Games	Attendance	P/G	Change in P/G (Percent)
1999	8	43	1,489,527	34,640	Up 3.12
2000	8	44	1,419,326	32,257	Dn 6.88
2001	8	45	1,432,365	31,830	Dn 1.32
2002	8	46	1,604,755	34,886	Up 9.60
2003	8	49	1,607,660	32,809	Dn 5.95

PACIFIC-10 CONFERENCE

Season	Teams	Games	Attendance	P/G	Change in P/G (Percent)
1978	10	57	2,632,755	46,189	Up 5.56
1979	10	59	2,741,656	46,469	Up 0.61
1980	10	58	2,777,146	47,882	Up 3.04
1981	10	59	2,772,237	46,987	Dn 1.87
1982	10	59	2,745,676	46,537	Dn 0.96
1983	10	58	2,740,406	47,248	Up 1.53
1984	10	63	2,976,655	47,248	No Change
1985	10	56	2,665,356	47,596	Up 0.74
1986	10	59	2,856,910	48,422	Up 1.74
1987	10	57	2,866,723	50,293	Up 3.86
1988	10	60	3,058,637	50,977	Up 1.36
1989	10	60	3,006,176	50,103	Dn 1.71
1990	10	58	2,872,173	49,520	Dn 1.16
1991	10	59	2,851,991	48,339	Dn 2.38
1992	10	60	2,825,401	47,090	Dn 2.58
1993	10	57	2,731,361	47,919	Up 1.76
1994	10	59	2,785,373	47,210	Dn 1.48
1995	10	57	2,680,510	47,026	Dn 0.39
1996	10	58	2,761,006	47,604	Up 1.23
1997	10	60	2,891,522	48,192	Up 1.24
1998	10	60	3,024,262	50,404	Up 4.59
1999	10	59	2,857,994	48,441	Dn 3.89
2000	10	61	2,987,809	48,980	Up 1.11
2001	10	58	2,784,069	48,001	Dn 2.00
2002	10	66	3,299,852	49,998	Up 4.16
2003	10	62	3,199,732	51,609	Up 3.22

SOUTHEASTERN CONFERENCE

Season	Teams	Games	Attendance	P/G	Change in P/G (Percent)
1978	10	61	3,464,112	56,789	Up 2.62
1979	10	59	3,376,833	57,234	Up 0.78
1980	10	66	3,951,104	59,865	Up 4.60
1981	10	61	3,846,492	63,057	Up 5.33
1982	10	66	4,206,507	63,735	Up 1.08
1983	10	65	4,214,702	64,842	Up 1.74
1984	10	63	4,007,351	63,609	Dn 1.90
1985	10	63	4,017,104	63,764	Up 0.24
1986	10	69	4,351,832	63,070	Dn 1.09
1987	10	64	4,117,046	64,329	Up 2.00
1988	10	62	3,912,241	63,101	Dn 1.91
1989	10	63	4,123,005	65,445	Up 3.71
1990	10	66	4,215,400	63,870	Dn 2.41
1991	10	61	4,063,190	66,610	Up 4.29
1992	12	76	4,844,014	63,737	Dn 4.31
1993	12	78	4,897,564	62,789	Dn 1.49
1994	12	77	4,891,615	63,527	Up 1.18
1995	12	76	4,827,834	63,524	Dn 0.01
1996	12	76	4,932,802	64,905	Up 2.17
1997	12	76	5,005,126	65,857	Up 1.47
1998	12	73	5,059,534	69,309	Up 5.24
1999	12	78	5,500,664	70,521	Up 1.75
2000	12	71	5,143,777	72,448	Up 2.73
2001	12	76	5,554,028	73,079	Up 0.87
2002	12	83	6,085,156	73,315	Up 0.32
2003	12	83	6,146,890	74,059	Up 1.01

SUN BELT CONFERENCE

Season	Teams	Games	Attendance	P/G	Change in P/G (Percent)
2001	7	34	454,829	13,377	
2002	7	38	498,801	13,126	Dn 1.88
2003	8	42	602,763	14,352	Up 9.34

WESTERN ATHLETIC CONFERENCE

Season	Teams	Games	Attendance	P/G	Change in P/G (Percent)
1978	7	37	906,518	24,500	Dn 1.84
1979	8	47	1,349,156	28,705	Up 17.16
1980	9	51	1,354,492	26,559	Dn 5.41
1981	9	51	1,443,515	28,304	Up 6.57
1982	9	53	1,605,684	30,296	Up 7.04
1983	9	52	1,567,062	30,136	Dn 0.53
1984	9	55	1,741,793	31,669	Up 5.09
1985	9	55	1,744,123	31,711	Up 0.13
1986	9	51	1,748,857	34,291	Up 8.14
1987	9	54	1,927,572	35,696	Up 4.10
1988	9	54	1,795,735	33,254	Dn 6.84
1989	9	55	1,844,999	33,545	Up 0.88
1990	9	55	1,784,807	32,451	Dn 3.26
1991	9	55	1,883,861	34,252	Up 5.55
1992	10	60	2,111,587	35,193	Up 2.85

Season	Teams	Games	Attendance	P/G	Change in P/G (Percent)
1993	10	61	2,109,441	34,581	Dn 1.74
1994	10	61	2,090,620	34,272	Dn 0.89
1995	10	63	1,987,860	31,553	Dn 7.93
1996	16	91	2,615,219	28,739	Dn 8.92
1997	16	92	2,758,817	29,987	Up 4.34
1998	16	91	2,594,194	28,508	Dn 4.93
1999	8	45	1,207,602	26,836	Dn 5.87
2000	9	51	1,403,284	27,515	Up 2.53
2001	10	49	1,212,887	24,753	Dn 10.04
2002	10	58	1,453,406	25,059	Up 1.24
2003	10	59	1,455,837	24,675	Dn 1.53

ALL-TIME ATTENDANCE OTHER CONFERENCES

(Conferences that either discontinued or changed names)

BIG EIGHT CONFERENCE

(All members went into Big 12 Conference after 1995 season)

Season	Teams	Games	Attendance	P/G	Change in P/G (Percent)
1978	8	48	2,549,553	53,116	Dn 1.45
1979	8	46	2,457,633	53,427	Up 0.59
1980	8	49	2,629,195	53,657	Up 0.43
1981	8	50	2,559,480	51,190	Dn 4.60
1982	8	48	2,377,389	49,529	Dn 3.24
1983	8	49	2,398,184	48,943	Dn 1.18
1984	8	45	2,247,010	49,934	Up 2.02
1985	8	54	2,504,509	46,380	Dn 7.12
1986	8	49	2,242,082	45,757	Dn 1.34
1987	8	49	2,182,199	44,535	Dn 2.67
1988	8	49	2,184,333	44,578	Up 0.10
1989	8	49	2,362,465	48,214	Up 8.16
1990	8	49	2,257,825	46,078	Dn 4.43
1991	8	49	2,308,238	47,107	Up 2.23
1992	8	47	2,247,907	47,828	Up 1.53
1993	8	48	2,126,247	44,297	Dn 7.38
1994	8	46	2,194,545	47,708	Up 7.70
1995	8	50	2,414,804	48,296	Up 1.23

BIG WEST CONFERENCE

(Discontinued sponsorship of football after 2000 season)

Season	Teams	Games	Attendance	P/G	Change in P/G (Percent)
1988	8	38	570,533	15,014	Up 2.58
1989	8	37	528,921	14,295	Dn 4.79
1990	8	41	650,800	15,873	Up 11.04
1991	8	37	570,332	15,414	Dn 2.89
1992	7	36	515,291	14,314	Dn 7.14
1993	10	48	778,224	16,213	Up 13.27
1994	10	49	705,539	14,399	Dn 11.19
1995	10	51	793,452	15,558	Up 8.05
1996	6	34	554,684	16,314	Up 4.86
1997	6	32	584,020	18,251	Up 11.87
1998	7	37	631,791	17,075	Dn 6.44
1999	7	35	669,254	19,122	Up 11.99
2000	6	29	504,238	17,388	Dn 9.07

IVY GROUP

(Went into Division I-AA after 1981 season)

Season	Teams	Games	Attendance	P/G	Change in P/G (Percent)
1978	8	40	547,395	13,685	Up 4.87
1979	8	40	534,597	13,365	Dn 2.34
1980	8	43	514,433	11,964	Dn 10.48
1981	8	41	564,059	13,758	Up 14.99

MISSOURI VALLEY CONFERENCE

(Conference discontinued after 1985 season)

Season	Teams	Games	Attendance	P/G	Change in P/G (Percent)
1978	7	39	523,565	13,425	Up 5.83
1979	7	37	481,706	13,019	Dn 3.02
1980	7	35	473,462	13,527	Up 3.90
1981	8	43	575,174	13,376	Dn 1.12
1982	8	40	594,515	14,863	Up 11.12
1983	7	37	412,412	11,146	Dn 23.63
1984	7	37	427,112	11,544	Up 3.57
1985	5	26	308,137	11,851	Up 2.66

PACIFIC COAST CONFERENCE

(Became Big West Conference after 1987 season)

Season	Teams	Games	Attendance	P/G	Change in P/G (Percent)
1978	6	29	279,772	9,647	Dn 3.81
1979	6	25	322,305	12,892	Up 33.64
1980	6	28	353,022	12,608	Dn 2.20

ATTENDANCE RECORDS

Season	Teams	Games	Attendance	P/G	Change in P/G (Percent)
1981	6	27	360,005	13,334	Up 5.76
1982	7	34	487,638	14,342	Up 7.56
1983	7	35	500,380	14,297	Dn 0.31
1984	8	39	597,420	15,318	Up 5.52
1985	8	40	654,045	16,351	Up 6.74
1986	8	42	753,466	17,940	Up 9.72
1987	8	41	600,129	14,637	Dn 18.41

SOUTHERN CONFERENCE

(Went into Division I-AA after 1981 season)

Season	Teams	Games	Attendance	P/G	Change in P/G (Percent)
1978	7	34	372,009	10,941	Up 11.20
1979	8	47	478,107	10,172	Dn 7.03
1980	8	40	484,727	12,118	Up 19.13
1981	8	42	459,576	10,942	Dn 9.70

SOUTHLAND CONFERENCE

(Went into Division I-AA after 1981 season)

Season	Teams	Games	Attendance	P/G	Change in P/G (Percent)
1978	6	37	467,915	12,646	Dn 13.67
1979	6	31	491,917	15,868	Up 25.48
1980	6	32	452,311	14,135	Dn 10.92
1981	6	30	427,106	14,237	Up 0.72

SOUTHWEST CONFERENCE

(Discontinued after 1995 season; teams went to Big 12 and Western Athletic Conferences)

Season	Teams	Games	Attendance	P/G	Change in P/G (Percent)
1978	9	45	2,033,212	45,182	Up 15.46
1979	9	52	2,301,148	44,253	Dn 2.06
1980	9	54	2,263,881	41,924	Dn 5.26
1981	9	54	2,232,757	41,347	Dn 1.38
1982	9	52	2,226,009	42,808	Up 3.53
1983	9	56	2,292,540	40,938	Dn 4.37
1984	9	53	2,177,507	41,085	Up 0.36
1985	9	51	2,077,717	40,740	Dn 0.84
1986	9	53	2,006,663	37,862	Dn 7.06
1987	8	48	1,859,454	38,739	Up 2.32
1988	8	46	1,774,120	38,568	Dn 0.44
1989	9	51	1,914,608	37,541	Dn 2.66
1990	9	53	2,087,248	39,382	Up 4.90
1991	9	50	2,062,309	41,246	Up 4.73
1992	8	47	1,697,152	36,110	Dn 12.45
1993	8	45	1,587,652	35,281	Dn 2.30
1994	8	43	1,588,955	36,952	Up 4.74
1995	8	43	1,653,888	38,463	Up 4.09

Annual Division I-AA Conference Attendance

(Since 1978)

ATLANTIC 10 CONFERENCE

(Formerly Yankee Conference)

Season	Teams	Games	Attendance	P/G	Change in P/G (Percent)
1978	6	32	207,502	6,484	Dn 9.81
1979	6	29	197,293	6,803	Up 4.92
1980	6	32	211,822	6,619	Dn 2.70
1981	6	29	233,680	8,058	Up 21.74
1982	6	32	254,789	7,962	Dn 1.19
1983	6	30	218,186	7,273	Dn 8.65
1984	6	31	284,709	9,184	Up 26.28
1985	6	36	257,170	7,144	Dn 22.21
1986	8	44	486,299	11,052	Up 54.70
1987	8	43	408,170	9,492	Dn 14.12
1988	9	47	447,641	9,524	Up 0.34
1989	9	48	460,683	9,598	Up 0.78
1990	9	49	423,459	8,642	Dn 9.96
1991	9	48	431,522	8,990	Up 4.03
1992	9	53	461,366	8,705	Dn 3.17
1993	12	67	550,245	8,213	Dn 7.09
1994	12	67	630,847	9,416	Up 14.65
1995	12	66	578,742	8,769	Dn 6.87
1996	12	64	526,442	8,226	Dn 6.19
1997	12	65	486,798	7,489	Dn 8.96
1998	11	59	533,945	9,050	Up 20.84
1999	11	61	563,885	9,244	Up 2.14
2000	10	58	512,307	8,833	Dn 4.45
2001	11	57	433,699	7,609	Dn 13.86
2002	11	67	488,814	7,296	Dn 4.11
2003	11	66	535,253	8,110	Up 11.16

BIG SKY CONFERENCE

Season	Teams	Games	Attendance	P/G	Change in P/G (Percent)
1978	7	36	393,274	10,924	Up 4.16
1979	8	47	463,920	9,871	Dn 7.70
1980	8	45	520,250	11,561	Up 17.12
1981	8	47	538,920	11,466	Dn 0.82
1982	8	43	463,393	10,777	Dn 6.01
1983	8	44	474,167	10,777	No change
1984	8	47	475,645	10,120	Dn 6.10
1985	8	48	481,015	10,021	Dn 0.98
1986	8	46	469,368	10,204	Up 1.83
1987	9	52	537,300	10,333	Up 1.26
1988	9	50	513,467	10,269	Dn 0.62
1989	9	52	550,975	10,596	Up 3.18
1990	9	50	531,060	10,621	Up 0.24
1991	9	56	623,326	11,131	Up 4.80
1992	8	46	437,592	9,513	Dn 14.54
1993	8	48	460,613	9,596	Up 0.87
1994	8	47	530,089	11,278	Up 17.53
1995	8	46	530,022	11,522	Up 2.16
1996	8	44	360,082	8,184	Dn 28.97
1997	8	47	385,728	8,207	Up 0.03
1998	9	49	398,690	8,137	Dn 0.85
1999	9	50	492,618	9,852	Up 21.08
2000	9	51	420,423	8,244	Dn 16.32
2001	8	46	414,964	9,021	Up 9.43
2002	8	47	452,885	9,636	Up 6.82
2003	8	49	495,861	10,120	Up 5.02

BIG SOUTH CONFERENCE

Season	Teams	Games	Attendance	P/G	Change in P/G (Percent)
2003	5	29	136,101	4,693	— —

GATEWAY FOOTBALL CONFERENCE

Season	Teams	Games	Attendance	P/G	Change in P/G (Percent)
1985	6	35	281,632	8,047	Up 8.01
1986	7	37	351,972	9,513	Up 16.03
1987	7	36	315,318	8,759	Dn 7.93
1988	7	36	332,800	9,244	Up 5.54
1989	7	40	315,633	7,891	Dn 14.64
1990	7	36	313,409	8,706	Up 10.33
1991	7	38	332,482	8,750	Up 0.51
1992	7	40	345,823	8,646	Dn 1.19
1993	7	36	285,921	7,942	Dn 8.14
1994	7	40	293,437	7,336	Dn 7.63
1995	7	41	317,344	7,740	Up 5.51
1996	6	33	294,724	8,931	Up 15.39
1997	7	41	399,221	9,737	Up 9.02
1998	7	39	366,029	9,385	Dn 3.62
1999	7	39	392,203	10,056	Up 7.15
2000	7	40	385,483	9,637	Dn 4.17
2001	8	44	436,217	9,914	Up 2.87
2002	8	49	458,622	9,360	Dn 5.59
2003	8	50	509,725	10,195	Up 8.92

IVY GROUP

Season	Teams	Games	Attendance	P/G	Change in P/G (Percent)
1982	8	44	602,857	13,701	Dn 0.41
1983	8	43	653,263	15,192	Up 10.88
1984	8	39	591,562	15,168	Dn 0.16
1985	8	41	562,184	13,712	Dn 9.60
1986	8	43	543,983	12,651	Dn 7.74
1987	8	42	602,480	14,345	Up 13.39
1988	8	42	513,674	12,230	Dn 14.74
1989	8	43	557,872	12,974	Up 6.08
1990	8	41	471,245	11,494	Dn 11.41
1991	8	39	466,928	11,973	Up 4.17
1992	8	40	401,980	10,050	Dn 16.06
1993	8	42	420,915	10,022	Dn 0.28
1994	8	42	445,900	10,617	Up 5.94
1995	8	42	396,539	9,441	Dn 11.08
1996	8	40	413,112	10,328	Up 9.40
1997	8	39	284,650	7,299	Dn 29.33
1998	8	40	445,801	11,145	Up 52.69
1999	8	44	516,589	11,741	Up 5.35
2000	8	40	456,317	11,408	Dn 2.84
2001	8	38	410,268	10,797	Dn 5.36
2002	8	41	387,600	9,454	Dn 12.44
2003	8	42	431,729	10,279	Up 8.73

METRO ATLANTIC ATHLETIC CONFERENCE

Season	Teams	Games	Attendance	P/G	Change in P/G (Percent)
1993	6	29	34,483	1,189	Up 13.02
1994	7	35	41,364	1,182	Dn 0.59
1995	8	37	51,549	1,393	Up 17.85
1996	9	41	57,742	1,408	Up 1.08
1997	9	46	69,249	1,505	Up 6.89
1998	9	44	75,134	1,708	Up 13.49
1999	9	46	96,105	2,089	Up 22.31
2000	8	39	73,227	1,878	Dn 10.10
2001	8	38	76,874	2,023	Up 7.72
2002	9	46	88,361	1,921	Dn 5.04
2003	6	33	62,007	1,879	Dn 2.19

MID-EASTERN ATHLETIC CONFERENCE

Season	Teams	Games	Attendance	P/G	Change in P/G (Percent)
1978	4	19	141,234	7,433	Dn 2.96
1979	4	24	131,942	5,498	Dn 26.03
1980	6	29	308,530	10,639	Up 93.51
1981	6	35	357,982	10,228	Dn 3.86
1982	6	35	358,315	10,238	Up 0.10
1983	6	34	335,664	9,872	Dn 3.57
1984	5	27	209,612	7,763	Dn 21.36
1985	5	23	263,687	11,465	Up 47.69
1986	6	32	270,405	8,450	Dn 32.29
1987	6	30	354,899	11,830	Up 40.00
1988	7	39	466,030	11,948	Up 1.00
1989	7	41	521,529	12,720	Up 6.45
1990	7	36	475,909	13,220	Up 3.93
1991	7	40	578,412	14,460	Up 9.38
1992	7	38	450,962	11,867	Dn 17.93
1993	7	40	440,012	11,000	Dn 7.31
1994	7	40	556,159	13,904	Up 26.40
1995	8	37	350,770	9,480	Dn 31.82
1996	8	41	445,672	10,870	Up 14.66
1997	9	42	427,794	10,186	Dn 6.29
1998	9	41	466,929	11,389	Up 11.81
1999	9	41	479,754	11,701	Up 2.74
2000	9	40	424,796	10,620	Dn 9.24
2001	9	41	431,278	10,519	Dn 0.95
2002	9	49	453,947	9,264	Dn 11.93
2003	9	39	388,800	9,969	Up 7.61

NORTHEAST CONFERENCE

Season	Teams	Games	Attendance	P/G	Change in P/G (Percent)
1996	5	27	40,800	1,511	Dn 10.70
1997	5	24	37,014	1,542	Up 2.05
1998	5	24	36,189	1,508	Dn 2.20
1999	8	37	70,411	1,903	Up 26.19
2000	9	47	70,750	1,505	Dn 20.91
2001	9	41	71,428	1,742	Up 15.75
2002	8	41	84,272	2,055	Up 17.97
2003	8	37	89,255	2,412	Up 17.37

OHIO VALLEY CONFERENCE

Season	Teams	Games	Attendance	P/G	Change in P/G (Percent)
1978	7	37	355,893	9,619	Dn 8.47
1979	7	36	349,165	9,699	Up 0.83
1980	8	45	470,001	10,444	Up 7.68
1981	9	47	428,182	9,110	Dn 12.77
1982	8	43	367,591	8,549	Dn 6.16
1983	8	44	356,124	8,094	Dn 5.32
1984	8	45	377,991	8,400	Up 3.78
1985	8	44	420,016	9,546	Up 13.64
1986	8	44	379,014	8,614	Dn 9.76
1987	7	35	277,978	7,942	Dn 7.80
1988	7	38	302,609	7,963	Up 0.26
1989	7	34	296,739	8,728	Up 9.61
1990	7	40	465,183	11,630	Up 33.25
1991	8	42	316,755	7,542	Dn 35.15
1992	9	49	395,264	8,067	Up 8.83
1993	9	49	294,714	6,015	Dn 25.44
1994	9	49	354,903	7,243	Up 20.42
1995	9	50	373,967	7,479	Up 3.26
1996	9	49	363,860	7,426	Dn 0.71
1997	8	42	265,345	6,318	Dn 14.92
1998	8	42	365,046	8,692	Up 37.58
1999	8	42	346,085	8,240	Dn 5.20
2000	8	41	308,925	7,535	Dn 8.56
2001	7	36	247,651	6,879	Dn 8.71
2002	7	38	261,071	6,870	Dn 0.13
2003	9	48	343,855	7,164	Up 4.28

PATRIOT LEAGUE

Season	Teams	Games	Attendance	P/G	Change in P/G (Percent)
1990	6	30	223,893	7,463	Up 3.15
1991	6	32	231,155	7,224	Dn 3.20
1992	6	31	202,187	6,522	Dn 9.72
1993	6	29	165,581	5,710	Dn 12.45
1994	6	32	198,274	6,196	Up 8.51
1995	6	29	157,625	5,435	Dn 12.28
1996	6	32	185,275	5,790	Up 6.53
1997	7	38	175,992	4,631	Dn 20.02
1998	7	40	239,275	5,982	Up 29.17
1999	7	39	194,058	4,976	Dn 16.82
2000	7	36	214,731	5,965	Up 19.88
2001	8	39	220,294	5,649	Dn 5.30
2002	8	45	234,475	5,211	Dn 7.75
2003	8	49	277,167	5,656	Up 8.54

PIONEER FOOTBALL LEAGUE

Season	Teams	Games	Attendance	P/G	Change in P/G (Percent)
1993	6	32	94,995	2,969	Dn 16.15
1994	6	32	129,678	4,052	Up 36.48
1995	6	32	115,148	3,598	Dn 11.20
1996	6	31	117,406	3,787	Up 5.25
1997	6	30	109,234	3,641	Dn 3.86
1998	5	27	103,882	3,847	Dn 6.65
1999	5	28	116,840	4,173	Up 8.47
2000	5	27	125,886	4,662	Up 11.72
2001	9	45	146,710	3,260	Dn 30.07
2002	9	50	166,582	3,332	Up 2.21
2003	9	54	210,949	3,906	Up 17.23

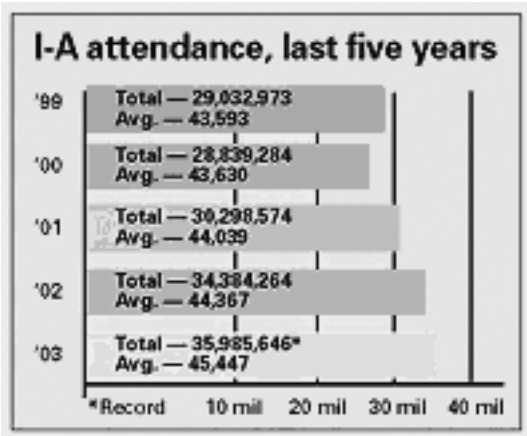
SOUTHERN CONFERENCE

Season	Teams	Games	Attendance	P/G	Change in P/G (Percent)
1982	8	42	451,214	10,743	Dn 1.82
1983	9	47	442,328	9,411	Dn 12.40
1984	9	49	497,040	10,144	Up 7.79
1985	9	49	501,420	10,233	Up 0.88
1986	9	47	484,589	10,310	Up 0.75
1987	8	47	516,773	10,995	Up 6.64
1988	8	43	479,649	11,155	Up 1.46
1989	8	44	495,918	11,271	Up 1.04
1990	8	44	504,248	11,415	Up 1.28
1991	8	46	574,059	12,480	Up 9.33
1992	9	55	700,613	12,738	Up 2.07
1993	9	51	617,620	12,110	Dn 4.93
1994	9	53	667,283	12,590	Up 3.96
1995	9	47	532,530	11,330	Dn 10.01
1996	9	51	578,350	11,340	Up 0.09
1997	9	52	491,680	9,455	Dn 16.62
1998	9	50	483,003	9,660	Up 2.17
1999	9	49	514,800	10,506	Up 8.76
2000	9	52	545,732	10,495	Dn 0.10
2001	9	51	496,364	9,733	Dn 7.26
2002	9	53	520,455	9,820	Up 0.89
2003	9	54	563,433	10,434	Up 6.25

SOUTHLAND CONFERENCE

Season	Teams	Games	Attendance	P/G	Change in P/G (Percent)
1982	6	31	438,147	14,134	Up 0.63
1983	7	35	469,010	13,400	Dn 5.19
1984	7	38	458,259	12,059	Dn 10.01
1985	7	35	408,960	11,685	Dn 3.10
1986	6	30	395,515	13,184	Up 12.83
1987	7	35	412,898	11,797	Dn 10.52
1988	7	40	441,301	11,033	Dn 6.48
1989	7	38	423,772	11,152	Up 1.08
1990	7	38	436,110	11,477	Up 2.91
1991	8	41	392,513	9,573	Dn 16.59
1992	8	45	429,971	9,555	Dn 0.19
1993	8	43	403,508	9,384	Dn 1.79
1994	7	43	435,078	10,118	Up 7.82
1995	6	33	316,426	9,589	Dn 5.23
1996	8	46	411,357	8,943	Dn 6.74
1997	8	46	388,593	8,448	Dn 5.54
1998	8	44	460,335	10,462	Up 23.84
1999	8	44	406,336	9,235	Dn 11.73
2000	8	40	399,925	9,998	Up 8.26
2001	7	36	330,689	9,186	Dn 8.12
2002	7	41	394,810	9,630	Up 4.83
2003	6	33	331,628	10,049	Up 4.35

ATTENDANCE RECORDS



SOUTHWESTERN ATHLETIC CONFERENCE

Season	Teams	Games	Attendance	P/G	Change in P/G (Percent)
1978	5	27	483,159	17,895	Dn 5.30
1979	6	32	513,768	16,055	Dn 10.28
1980	7	38	611,234	16,085	Up 0.19
1981	7	35	662,221	18,921	Up 17.63
1982	7	35	634,505	18,129	Dn 4.19
1983	8	44	709,160	16,117	Dn 11.10
1984	8	40	702,186	17,555	Up 8.92
1985	8	44	790,296	17,961	Up 2.31
1986	8	38	621,584	16,357	Dn 8.93
1987	8	42	697,534	16,608	Up 1.53
1988	8	38	541,127	14,240	Dn 14.26
1989	8	44	796,844	18,110	Up 27.18
1990	7	40	828,169	20,704	Up 14.32
1991	8	47	856,491	18,223	Dn 11.98
1992	8	42	873,772	20,804	Up 14.16
1993	8	42	772,714	18,398	Dn 11.57
1994	8	41	958,508	23,378	Up 27.07
1995	8	38	628,702	16,545	Dn 29.23
1996	8	39	600,798	15,405	Dn 6.35
1997	8	36	567,929	15,776	Up 2.41
1998	9	38	516,042	13,580	Dn 13.92
1999	10	51	781,226	15,318	Up 12.80
2000	10	44	506,076	11,502	Dn 24.91
2001	10	47	583,599	12,417	Up 7.96
2002	10	42	459,911	10,950	Dn 11.81
2003	10	48	579,976	12,083	Up 10.35

ALL-TIME ATTENDANCE OTHER CONFERENCES
(Conferences that either discontinued or changed names)

AMERICAN WEST CONFERENCE

Season	Teams	Games	Attendance	P/G	Change in P/G (Percent)
1994	4	20	82,986	4,149	Dn 8.77
1995	4	23	97,798	4,252	Up 2.48

COLONIAL ATHLETIC ASSOCIATION

Season	Teams	Games	Attendance	P/G	Change in P/G (Percent)
1986	5	24	241,192	10,050	Up 23.97
1987	6	29	241,831	8,339	Dn 17.02
1988	6	31	195,686	6,312	Dn 24.31
1989	5	26	196,767	7,568	Up 19.90

GULF STAR CONFERENCE

(Teams went to Southland Conference)

Season	Teams	Games	Attendance	P/G	Change in P/G (Percent)
1984	4	20	149,516	7,476	Dn 9.23
1985	4	22	166,046	7,548	Up 0.96
1986	5	25	211,094	8,444	Up 11.87

MID-CONTINENT CONFERENCE

(Discontinued after 1984 season; Four members went to Gateway)

Season	Teams	Games	Attendance	P/G	Change in P/G (Percent)
1981	3	17	140,506	8,265	Up 4.74
1982	4	23	191,975	8,347	Up 0.99
1983	4	21	167,219	7,963	Dn 4.60
1984	4	24	175,181	7,299	Dn 8.34

Largest Regular-Season Crowds

Largest Regular-Season Crowds*

Attendance	Date	Home	Visitor
112,118	11-24-03	Michigan 35	Ohio St. 21
111,794	11-6-99	Michigan 37	Northwestern 3
111,726	9-13-03	Michigan 38	Notre Dame 0
111,575	11-20-99	Michigan 24	Ohio St. 17
111,571	11-24-01	Michigan 20	Ohio St. 26
111,542	11-2-02	Michigan 49	Michigan St. 3
111,523	9-4-99	Michigan 26	Notre Dame 22
111,514	10-21-00	Michigan 14	Michigan St. 0
111,502	10-12-02	Michigan 27	Penn St. 24 (ot)
111,496	10-26-02	Michigan 9	Iowa 34
111,491	8-31-02	Michigan 31	Washington 29
111,349	10-25-03	Michigan 31	Purdue 3
111,341	9-30-00	Michigan 13	Wisconsin 10
111,238	9-26-98	Michigan 29	Michigan St. 17
111,217	11-14-98	Michigan 27	Wisconsin 10
111,019	11-7-98	Michigan 27	Penn St. 0
111,012	9-12-98	Michigan 28	Syracuse 38
110,909	10-14-00	Michigan 58	Indiana 0
110,863	10-24-98	Michigan 21	Indiana 10
110,828	11-10-01	Michigan 31	Minnesota 10
110,803	11-11-00	Michigan 33	Penn St. 11
110,788	9-27-03	Michigan 31	Indiana 17
110,753	9-14-02	Penn St. 40	Nebraska 7
110,637	8-30-03	Michigan 45	Central Mich. 7
110,585	9-2-00	Michigan 42	Bowling Green 7
110,501	9-11-99	Michigan 37	Rice 3
110,468	10-2-99	Michigan 38	Purdue 12
110,450	10-13-01	Michigan 24	Purdue 10
110,438	9-19-98	Michigan 59	Eastern Mich. 20
110,412	11-16-02	Michigan 21	Wisconsin 14
110,231	10-18-03	Michigan 56	Illinois 14
110,188	10-23-99	Michigan 29	Illinois 35

*In the 55 seasons official national attendance records have been maintained.

2003 Top Ten Regular-Season Crowds

Attendance	Home	Visitor	Date	Site
112,118	Michigan 35	Ohio St. 21	11-24	Ann Arbor, Mich.
111,726	Michigan 38	Notre Dame 0	9-13	Ann Arbor, Mich.
111,349	Michigan 31	Purdue 3	10-25	Ann Arbor, Mich.
110,788	Michigan 31	Indiana 17	9-27	Ann Arbor, Mich.
110,637	Michigan 45	Central Mich. 7	8-30	Ann Arbor, Mich.
110,231	Michigan 56	Illinois 14	10-18	Ann Arbor, Mich.
109,580	Michigan 50	Houston 3	9-6	Ann Arbor, Mich.
108,276	Ohio St. 21	Penn St. 20	11-1	State College, Pa.
107,881	Tennessee 23	South Carolina 20 (ot)	9-27	Knoxville, Tenn.
107,851	Wisconsin 30	Penn St. 23	10-4	State College, Pa.

Pre-1948 Regular-Season Crowds in Excess of 100,000

Attendance	Date	Site	Opponents, Score
120,000*	11-26-27	Soldier Field, Chicago	Notre Dame 7, Southern California 6
120,000*	10-13-28	Soldier Field, Chicago	Notre Dame 7, Navy 0
112,912	11-16-29	Soldier Field, Chicago	Notre Dame 13, Southern California 12
110,000*	11-27-26	Soldier Field, Chicago	Army 21, Navy 21
110,000*	11-29-30	Soldier Field, Chicago	Notre Dame 7, Army 6
104,953	12-6-47	Los Angeles	Notre Dame 38, Southern California 7

*Estimated attendance; others are audited figures.

Additional Records

Highest Average Attendance Per Home Game: 111,175, Michigan, 1999 (667,049 in 6)

Highest Total Home Attendance: 857,911, Penn St., 2002 (8 games); (7-game total: 776,429, Michigan, 2003)

Highest Total Attendance, Home and Away: 1,263,815, Ohio St., 2003 (13 games); (11-game total: 1,044,370, Michigan, 1997)

Highest Bowl Single-Game Attendance: 106,869, 1973 Rose Bowl (Southern California 42, Ohio St. 17)

Most Consecutive Home Sellout Crowds: 262, Nebraska (current, from Nov. 3, 1962)

Most Consecutive 100,000-Plus Crowds: 180, Michigan (current, from Nov. 8, 1975)

2003 Attendance

Division I-A

	Games	Attendance	Average	Change in Avg. from 2002
1. Michigan	7	776,429	110,918	342
2. Penn St.	7	739,403	105,629	-1,610
3. Tennessee	7	735,269	105,038	-1,667
4. Ohio St.	8	838,963	104,870	1,382
5. Georgia	6	552,348	92,058	5,538
6. LSU	7	636,817	90,974	667
7. Florida	6	541,060	90,177	4,992
8. Auburn	7	596,422	85,203	2,260
9. Texas	6	500,034	83,339	4,286
10. Oklahoma	7	582,413	83,202	8,098
11. Florida St.	6	498,895	83,149	1,383
12. Alabama	8	659,106	82,388	-469
13. South Carolina	8	646,754	80,844	-1,294
14. Notre Dame	6	484,770	80,795	-23
15. Wisconsin	7	549,404	78,486	464
16. Southern California	6	466,824	77,804	10,952
17. Nebraska	7	544,276	77,754	-48
18. Texas A&M	7	533,703	76,243	-3,955
19. Clemson	7	532,551	76,079	-1,446
20. Michigan St.	7	509,811	72,830	-1,112
21. Washington	7	503,341	71,906	471
22. Iowa	7	460,584	65,798	4,050
23. Kentucky	7	454,457	64,922	768
24. Arkansas	7	445,119	63,588	2,836
25. Virginia Tech	7	434,214	62,031	2,108
26. Brigham Young	6	369,003	61,501	-675
27. Virginia	6	362,545	60,424	3,996
28. Pittsburgh	6	355,183	59,197	14,773
29. Purdue	7	410,176	58,597	2,167
30. Miami (Fla.)	7	406,946	58,135	-11,404
31. Oregon	6	346,207	57,701	1,360
32. UCLA	6	339,813	56,636	-8,760
33. Mississippi	7	395,561	56,509	-708
34. Arizona St.	6	325,488	54,248	7,304
35. Missouri	6	319,721	53,287	564
36. North Carolina St.	7	372,919	53,274	3,797
37. Georgia Tech	6	317,172	52,862	9,706
38. West Virginia	7	365,436	52,205	-208
39. Maryland	6	307,418	51,236	4,985
40. Colorado	6	302,538	50,423	1,204
41. Texas Tech	6	297,650	49,608	6,482
42. Illinois	6	288,581	48,097	-7,102
43. Mississippi St.	6	286,000	47,667	-625
44. North Carolina	6	282,800	47,133	-3,158
45. Kansas St.	8	376,878	47,110	-972
46. Oklahoma St.	7	314,107	44,872	1,634
47. Stanford	6	269,221	44,870	6,100
48. Iowa St.	7	313,757	44,822	861
49. Minnesota	7	309,038	44,148	2,364
50. Arizona	7	299,352	42,765	-2,240
51. Boston College	6	255,622	42,604	1,498
52. Syracuse	7	288,238	41,177	-1,051
53. Hawaii	7	285,540	40,791	2,032
54. Louisville	6	240,279	40,047	3,574
55. Air Force	6	235,259	39,210	-3,503
56. Kansas	7	271,251	38,750	2,667
57. Memphis	7	270,673	38,668	10,274
58. Fresno St.	6	231,618	38,603	-530
59. California	6	229,831	38,305	1,202
60. Connecticut	6	222,356	37,059	21,252
61. Army	7	255,605	36,515	3,909
62. TCU	6	216,931	36,155	8,342
63. Oregon St.	7	252,993	36,142	-294
64. Utah	6	210,801	35,134	-550
65. Indiana	6	209,900	34,983	7,810
66. Washington St.	5	166,653	33,331	-557
67. New Mexico	7	232,737	33,248	4,217
68. East Caro.	6	198,073	33,012	3,383
69. Colorado St.	6	183,786	30,631	170
70. South Fla.	6	183,069	30,512	4,208
71. Navy	5	149,682	29,936	-3,932
72. Baylor	7	208,960	29,851	1,833
73. Northwestern	6	172,578	28,763	1,167
74. Southern Miss.	6	171,870	28,645	1,684
75. Vanderbilt	7	197,977	28,282	-3,909
76. Wake Forest	7	197,911	28,273	1,736
77. Boise St.	6	168,590	28,098	150

	Games	Attendance	Average	Change in Avg. from 2002
78. Marshall	5	139,186	27,837	49
79. Rutgers	6	164,032	27,339	7,520
80. Tulane	6	153,808	25,635	-2,267
81. Miami (Ohio)	5	125,661	25,132	6,847
82. Toledo	6	147,820	24,637	672
83. UNLV	6	146,191	24,365	-3,217
84. UCF	5	121,574	24,315	2,343
85. Temple	5	120,687	24,137	5,061
86. Northern Ill.	7	165,026	23,575	2,623
87. UAB	5	116,190	23,238	6,791
88. San Diego St.	6	135,669	22,612	-2,719
89. Nevada	6	133,546	22,258	3,340
90. Tulsa	6	132,789	22,132	3,146
91. Cincinnati	6	131,766	21,961	-6,110
92. Houston	6	130,844	21,807	9,304
93. Bowling Green	7	147,013	21,002	3,166
94. Troy St.	4	83,596	20,899	7,496
95. Louisiana Tech	5	103,890	20,778	2,301
96. Rice	6	123,071	20,512	443
97. Duke	7	140,181	20,026	-3,196
98. UTEP	7	140,065	20,009	-8,301
99. North Texas	5	93,469	18,694	3,433
100. Western Mich.	6	110,872	18,479	-399
101. Arkansas St.	5	87,439	17,488	6,757
102. Southern Methodist	6	104,609	17,435	-857
103. New Mexico St.	5	80,343	16,069	-6,094
104. Ohio	6	94,944	15,824	-2,252
105. Wyoming	6	94,214	15,702	-6,907
106. San Jose St.	5	75,398	15,080	4,720
107. Utah St.	5	74,604	14,921	-1,908
108. La.-Lafayette	6	83,970	13,995	-1,061
109. Central Mich.	6	83,442	13,907	-3,404
110. Akron	6	82,869	13,812	2,212
111. Buffalo	6	74,513	12,419	-1,543
112. Ball St.	6	74,034	12,339	35
113. Idaho	5	60,319	12,064	1,133
114. La.-Monroe	5	56,492	11,298	2,828
115. Eastern Mich.	7	78,808	11,258	482
116. Middle Tenn.	6	66,127	11,021	-142
117. Kent St.	6	51,144	8,524	63

Division I-AA

	Games	Attendance	Average	Change in Avg. from 2002
1. Yale	5	117,891	23,578	14,414
2. Montana	7	163,462	23,352	4,307
3. Florida A&M	3	63,968	21,323	3,275
4. Southern U.	6	118,391	19,732	1,438
5. Delaware	10	188,947	18,895	-1,363
6. Jackson St.	5	90,979	18,196	-5,495
7. Citadel	5	83,794	16,759	1,176
8. N.C. A&T	4	64,262	16,066	-732
9. Youngstown St.	7	112,026	16,004	-1,171
10. McNeese St.	6	95,918	15,986	-336
11. Ga. Southern	6	94,760	15,793	3,510
12. Appalachian St.	5	73,307	14,661	2,075
13. Texas Southern	6	82,085	13,681	8,989
14. Princeton	5	68,282	13,656	-43
15. Norfolk St.	5	67,645	13,529	6,742
16. Western Ill.	6	77,426	12,904	3,658
17. Tennessee St.	5	63,493	12,699	1,724
18. Northern Iowa	6	72,479	12,080	1,322
19. Pennsylvania	5	60,364	12,073	-2,064
20. Grambling	4	47,948	11,987	880
21. South Carolina St.	3	35,880	11,960	3,464
22. Montana St.	6	71,352	11,892	2,356
23. Alcorn St.	5	57,194	11,439	-4,237
24. Alabama A&M	5	55,694	11,139	4,614
25. Harvard	6	66,660	11,110	-5,289
26. Furman	6	66,444	11,074	196
27. Alabama St.	4	44,155	11,039	-841
28. Eastern Ky.	5	55,100	11,020	2,187
29. Northwestern St.	6	64,241	10,707	791
30. Lehigh	6	64,096	10,683	504
31. Texas St.	6	63,046	10,508	733
32. Jacksonville St.	5	51,514	10,303	1,011
33. James Madison	6	61,452	10,242	293
34. Western Ky.	7	70,871	10,124	2,739
35. Southern Ill.	6	58,486	9,748	1,833

ATTENDANCE RECORDS

	Games	Attendance	Average	Change in Avg. from 2002		Games	Attendance	Average	Change in Avg. from 2002
36. Villanova	5	47,729	9,546	2,705	79. Lafayette	7	38,909	5,558	-1,477
37. Bethune-Cookman	5	47,664	9,533	-257	80. East Tenn. St.	6	32,644	5,441	-886
38. Western Caro.	6	56,252	9,375	1,709	81. Bucknell	5	27,150	5,430	-42
39. Southeastern La.	6	56,187	9,365	0	82. Dayton	7	35,556	5,079	1,907
40. Southwest Mo. St.	5	46,795	9,359	259	83. Brown	5	24,926	4,985	-2,556
41. Northern Ariz.	6	55,053	9,176	1,964	84. Fordham	6	29,590	4,932	841
42. Wofford	8	73,348	9,169	778	85. Eastern Ill.	6	29,413	4,902	-2,104
43. Mississippi Val.	5	42,795	8,559	2,500	86. Savannah St.	5	23,790	4,758	-200
44. Illinois St.	7	56,210	8,030	-983	87. Stony Brook	5	23,066	4,613	-862
45. Nicholls St.	5	38,236	7,647	3,613	88. Northeastern	6	25,114	4,186	-462
46. Southeast Mo. St.	6	45,875	7,646	1,627	89. Murray St.	6	24,194	4,032	-1,634
47. Stephen F. Austin	5	38,159	7,632	-408	90. New Hampshire	6	22,283	3,714	408
48. Massachusetts	7	53,324	7,618	-332	91. Gardner-Webb	6	22,184	3,697	567
49. Idaho St.	6	45,451	7,575	-248	92. Duquesne	6	22,063	3,677	95
50. Florida Int'l	6	45,426	7,571	-194	93. San Diego	7	24,749	3,536	-464
51. Samford	5	37,766	7,553	1,651	94. Hofstra	6	21,209	3,535	284
52. Hampton	4	29,224	7,306	-3,074	95. Towson	6	20,993	3,499	-587
53. Weber St.	7	50,995	7,285	-790	96. Delaware St.	5	17,334	3,467	-684
54. Howard	4	28,109	7,027	1,292	97. Rhode Island	6	20,786	3,464	256
55. Chattanooga	6	42,030	7,005	963	98. Monmouth	5	15,927	3,185	1,260
56. Morehead St.	5	34,754	6,951	262	99. Prairie View	3	9,455	3,152	-5,155
57. Holy Cross	6	41,305	6,884	2,724	100. Austin Peay	6	16,370	2,728	-1,037
58. Sacramento St.	6	41,078	6,846	-416	101. Drake	7	18,949	2,707	143
59. Richmond	5	34,059	6,812	603	102. Indiana St.	6	15,432	2,572	-1,336
60. Elon	6	40,854	6,809	755	103. Butler	5	12,822	2,564	-1,038
61. William & Mary	4	26,844	6,711	-1,721	104. Marist	4	10,241	2,560	-66
62. Maine	5	33,506	6,701	1,107	105. Albany (N.Y.)	5	12,661	2,532	984
63. Cal Poly	6	40,199	6,700	748	106. Sacred Heart	4	9,979	2,495	439
64. Coastal Caro.	5	33,276	6,655	0	107. Davidson	6	14,475	2,413	-69
65. Liberty	6	39,026	6,504	-598	108. Valparaiso	6	13,464	2,244	903
66. Colgate	7	45,072	6,439	1,833	109. Central Conn. St.	4	7,756	1,939	284
67. Sam Houston St.	5	32,028	6,406	162	110. Tenn.-Martin	6	11,516	1,919	-1,592
68. Portland St.	6	37,561	6,260	-1,475	111. Wagner	6	10,881	1,814	-125
69. Ark.-Pine Bluff	5	31,280	6,256	628	112. Georgetown	6	10,052	1,675	408
70. Tennessee Tech	4	24,984	6,246	159	113. St. Mary's (Cal.)	6	9,922	1,654	-941
71. Eastern Wash.	5	30,909	6,182	-23	114. Iona	6	9,060	1,510	-85
72. Cornell	6	36,297	6,050	-53	115. St. Peter's	4	5,956	1,489	-664
73. VMI	6	36,031	6,005	-395	116. La Salle	6	8,475	1,413	-160
74. Fla. Atlantic	7	41,175	5,882	-3,874	117. Robert Morris	4	4,996	1,249	-47
75. Columbia	5	29,030	5,806	1,706	118. St. Francis (Pa.)	4	3,989	997	259
76. Morgan St.	6	34,714	5,786	-269	119. Charleston So.	6	5,584	931	-845
77. Dartmouth	5	28,279	5,656	1,731	120. Jacksonville	6	5,545	924	-643
78. Southern Utah	5	27,946	5,589	2,280	121. Siena	7	6,212	887	-36

Divisions I-A and I-AA Conferences and Independents, and Divisions II and III Totals

	Total Teams	Games	2003 Attend.	Avg. PG	Change+ In Avg.	Change+ In Total
1. Southeastern (I-A)	12	83	\$6,146,890	\$74,059	Up 744	Up 61,734
2. Big Ten (I-A)	11	75	5,264,867	*70,198	Up 261	Dn 190,238
3. Big 12 (I-A)	12	81	*4,565,288	*56,362	Up 1,187	Up 206,470
4. Atlantic Coast (I-A)	9	58	*3,012,392	*51,938	Up 945	Up 54,781
5. Pacific-10 (I-A)	10	62	3,199,732	*51,608	Up 1,610	Dn 100,129
6. Big East (I-A)	8	51	*2,390,358	*46,870	Up 3,179	Up 74,750
7. Div. I-A Independents#	4	21	940,404	44,781	Up 6,755	Up 103,830
8. Mountain West (I-A)	8	49	*1,607,660	32,809	Dn 2,077	Up 2,905
9. Conference USA (I-A)#	11	67	*2,167,173	*32,346	Up 5,705	Up 382,218
10. Western Athletic (I-A)	10	59	1,455,837	24,675	Dn 384	Up 2,431
11. Mid-American (I-A)	14	84	*1,496,906	17,820	Up 283	Up 76,381
12. Sun Belt (I-A)#	8	42	*602,763	*14,352	Up 795	Up 19,817
13. Southwestern Athletic (I-AA)	10	48	579,976	12,083	Up 1,133	Up 120,065
14. Southern (I-AA)#	9	54	563,433	10,434	Up 647	Up 44,712
15. Ivy (I-AA)	8	42	431,729	10,279	Up 919	Dn 26,893
16. Gateway (I-AA)	8	50	*509,725	*10,195	Up 835	Up 51,103
17. Big Sky (I-AA)	8	49	495,861	10,120	Up 484	Up 42,976
18. Southland (I-AA)#	6	33	331,628	10,049	Up 373	Dn 16,725
19. Mid-Eastern Athletic (I-AA)	9	39	388,800	9,969	Up 705	Dn 65,147
20. Atlantic 10 (I-AA)	11	66	535,253	8,100	Up 841	Up 46,439
21. Ohio Valley (I-AA)#	9	48	343,855	7,164	Up 12	Up 36,327
22. Div. I-AA Independents#	7	41	244,645	5,967	Up 846	Up 34,691
23. Patriot (I-AA)	8	49	*277,167	5,656	Up 445	Up 42,692
24. Big South (I-AA)#	5	29	136,101	4,693	Dn 1,223	Dn 17,710
25. Pioneer (I-AA)	9	54	*210,949	3,906	Up 574	Up 44,367
26. Northeast (I-AA)	8	37	*89,255	*2,412	Up 357	Up 4,983
27. Metro Atlantic(I-AA)#	6	33	62,007	1,879	Dn 243	Dn 5,883
Div. I-A Teams	117	732	32,850,270	44,877	-	-
Div. I-A Neutral Sites	12		776,619	64,718	-	-
Div. I-A Bowl Games	28		1,458,757	52,098	-	-
Div. I-A Totals#	117	772	*35,085,646	*45,447	Up 1,080	Up 701,382

	Total Teams	Games	2003 Attend.	Avg. PG	Change+ In Avg.	Change+ In Total
Div. I-AA Teams	121	672	5,200,384	7,739	-	-
Div. I-AA Neutral Sites		26	855,451	32,902	-	-
Div. I-AA Championship Game		1	14,281	14,281	-	-
Div. I-AA Totals#	121	699	6,070,116	8,684	Up 791	Up 544,866
Div. II Teams	150	771	2,744,177	3,559	-	-
Div. II Neutral Sites		14	84,443	6,032	-	-
Div. II Championship Game		1	7,236	7,236	-	-
Div. II Totals#	150	786	2,835,856	3,608	Up 285	Up 189,044
Div. III Teams	229	1,127	2,097,719	1,861	-	-
Div. III Neutral Sites		16	50,129	3,133	-	-
Div. III Championship Game		1	5,073	5,073	-	-
Div. III Totals#	229	1,144	2,152,921	1,882	Up 123	Up 153,258
ALL NCAA TEAMS	*617	*3,401	*46,144,539	13,568	Up 444	Up 1,588,324

#Did not have same lineup as 2002. \$New national record. *Record high. +The figures used for comparison reflect changes in conference and division lineups to provide parallel, valid comparisons.

Conferences and Independents Below Division I-AA

	Total Teams	Games	2003 Attend.	Avg. PG	Change+ In Avg.	Change+ In Total
1. Southern Intercollegiate (II) ..	9	39	254,321	6,521	Up 1,483	Up 93,106
2. North Central (II)#	8	47	282,470	6,010	Up 391	Up 3,512
3. Central Intercollegiate (II)# ..	11	54	268,273	4,968	Up 230	Up 53,505
4. Gulf South (II)	12	64	303,773	4,746	Up 572	Up 36,665
5. Mid-America Intercollegiate (II) ..	10	56	265,046	4,733	Dn 45	Dn 7,294
6. Lone Star (II)	13	70	317,234	4,532	Up 374	Up 22,034
7. Great Lakes Intercollegiate (II) ..	12	67	229,866	3,431	Up 27	Up 68,401
8. Ohio Athletic (III)	10	53	163,948	3,093	Up 325	Up 14,495
9. Pennsylvania State (II)	14	75	231,181	3,082	Up 229	Up 25,755
10. South Atlantic (II)	8	39	120,091	3,079	Up 106	Dn 4,754
11. Minnesota Intercollegiate (III) ..	9	46	134,532	2,925	Up 552	Up 30,121
12. Great Northwest (II)	4	17	49,380	2,905	Dn 320	Dn 11,894
13. Old Dominion (III)	7	35	97,943	2,798	Up 265	Up 6,752
14. New England Small College (III) ..	10	40	94,406	2,360	Up 8	Up 399
15. Michigan Intercollegiate (III) ..	7	33	76,288	2,312	Up 123	Dn 4,687
16. Presidents' Athletic (III)	6	29	66,142	2,281	Up 365	Up 10,567
17. Wisconsin Intercollegiate (III) ..	8	43	97,348	2,264	Up 91	Up 19,124
18. American Southwest (III)	10	48	108,422	2,259	Up 260	Up 10,467
19. Southern Collegiate (III)	7	36	79,617	2,212	Up 625	Up 20,900
20. Centennial (III)	7	35	75,876	2,168	Up 161	Dn 376
21. Rocky Mountain (II)	9	47	101,292	2,155	Dn 52	Up 1,991
22. Middle Atlantic (III)	11	58	116,133	2,002	Up 100	Up 7,732
23. Northwest (III)	6	30	58,861	1,962	Up 129	Up 3,866
24. Empire 8 (III)	5	28	54,818	1,958	Up 130	Up 2,138
25. Northern Sun (II)#	9	45	87,233	1,939	Up 150	Up 4,224
26. Iowa Intercollegiate (III)	9	48	92,585	1,929	Up 174	Up 3,061
27. New Jersey Athletic (III)	6	26	49,126	1,889	Up 30	Dn 8,490
28. Division II Independents#	12	56	103,541	1,849	Up 132	Up 2,214
29. Illinois & Wisconsin (III)	8	44	79,349	1,803	Dn 313	Up 1,065
30. University Athletic (III)	5	23	39,983	1,738	Up 391	Up 6,296
31. Heartland (III)	7	34	58,608	1,724	Dn 56	Dn 5,486
32. USA South (III)\$	7	34	55,816	1,642	Up 28	Up 947
33. Freedom Football (III)	7	38	61,347	1,614	Up 176	Up 13,897
34. West Virginia (II)#	9	45	69,070	1,535	Dn 494	Dn 28,322
35. Upstate Collegiate (III)	4	22	33,554	1,525	Up 472	Up 12,487
36. North Coast (III)	10	51	77,466	1,519	Dn 268	Dn 15,453
37. Division III Independents#	18	85	120,410	1,417	Up 41	Up 2,315
38. Midwest (III)	10	51	66,485	1,304	Up 121	Up 6,168
39. Northeast-10 (II)#	10	50	61,406	1,228	Dn 21	Dn 3,557
40. New England Football (III) ..	14	65	74,441	1,145	Dn 5	Up 4,317
41. Southern California (III)	7	28	30,433	1,087	Up 15	Up 1,479
42. Illini-Badger (III)	8	39	23,879	612	Dn 95	Dn 2,990
43. Upper Midwest (III)	6	25	9,903	396	Up 5	Up 291

#Did not have the same lineup as 2002. \$ Formerly the Dixie Conference. +The figures used for comparison reflect changes in conference and division lineups to provide parallel, valid comparisons.

Annual Team Attendance Leaders

Annual Leading Division I-A Teams in Per-Game Home Attendance

Year/Teams	G	Attendance	Avg.
1949			
Michigan.....	6	563,363	93,894
Ohio St.	5	382,146	76,429
Southern Methodist.....	8	484,000	60,500
1950			
Michigan.....	6	493,924	82,321
Ohio St.	5	368,021	73,604
Southern Methodist.....	5	309,000	61,800
1951			
Ohio St.	6	455,737	75,956
Michigan.....	6	445,635	74,273
Illinois.....	4	237,035	59,259
1952			
Ohio St.	6	453,911	75,652
Michigan.....	6	395,907	65,985
Texas.....	#5	311,160	62,232
1953			
Ohio St.	5	397,998	79,600
Southern California.....	6	413,617	68,936
Michigan.....	6	353,860	58,977
1954			
Ohio St.	6	479,840	79,973
Michigan.....	6	409,454	68,242
UCLA.....	5	318,371	63,674
1955			
Michigan.....	7	544,838	77,834
Ohio St.	7	493,178	70,454
Southern California.....	7	467,085	66,726
1956			
Ohio St.	6	494,575	82,429
Michigan.....	7	566,145	80,878
Minnesota.....	6	375,407	62,568
1957			
Michigan.....	6	504,954	84,159
Ohio St.	6	484,118	80,686
Minnesota.....	5	319,942	63,988
1958			
Ohio St.	6	499,352	82,225
Michigan.....	6	405,115	67,519
LSU.....	5	296,576	59,315
1959			
Ohio St.	6	495,536	82,589
Michigan.....	6	456,385	76,064
LSU.....	7	408,727	58,390
1960			
Ohio St.	5	413,583	82,717
Michigan St.	4	274,367	68,592
Michigan.....	6	374,682	62,447
1961			
Ohio St.	5	414,712	82,942
Michigan.....	7	514,924	73,561
LSU.....	6	381,409	63,561
1962			
Ohio St.	6	497,644	82,941
Michigan St.	4	272,568	68,142
LSU.....	6	397,701	66,284
1963			
Ohio St.	5	416,023	83,205
LSU.....	6	396,846	66,141
Michigan St.	5	326,597	65,319
1964			
Ohio St.	7	583,740	83,391
Michigan St.	4	284,933	71,233
Michigan.....	6	388,829	64,805
1965			
Ohio St.	5	416,282	83,256
Michigan.....	6	480,487	80,081
Michigan St.	5	346,296	69,259
1966			
Ohio St.	6	488,399	81,400
Michigan St.	6	426,750	71,125
Michigan.....	6	413,599	68,933

Year/Teams	G	Attendance	Avg.
1967			
Ohio St.	5	383,502	76,700
Michigan.....	6	447,289	74,548
Michigan St.	6	411,916	68,653
1968			
Ohio St.	6	482,564	80,427
Southern California.....	5	354,945	70,989
Michigan St.	6	414,177	69,030
1969			
Ohio St.	5	431,175	86,235
Michigan.....	6	428,780	71,463
Michigan St.	5	352,123	70,425
1970			
Ohio St.	5	432,451	86,490
Michigan.....	6	476,164	79,361
Purdue.....	5	340,090	68,018
1971			
Ohio St.	6	506,699	84,450
Michigan.....	7	564,376	80,625
Wisconsin.....	6	408,885	68,148
1972			
Michigan.....	6	513,398	85,566
Ohio St.	6	509,420	84,903
Nebraska.....	6	456,859	76,143
1973			
Ohio St.	6	523,369	87,228
Michigan.....	7	595,171	85,024
Nebraska.....	6	456,726	76,121
1974			
Michigan.....	6	562,105	93,684
Ohio St.	6	525,314	87,552
Nebraska.....	7	534,388	76,341
1975			
Michigan.....	7	689,146	98,449
Ohio St.	6	527,141	87,856
Nebraska.....	7	533,368	76,195
1976			
Michigan.....	7	722,113	103,159
Ohio St.	6	526,216	87,702
Tennessee.....	7	564,922	80,703
1977			
Michigan.....	7	729,418	104,203
Ohio St.	6	525,535	87,589
Tennessee.....	7	582,979	83,283
1978			
Michigan.....	6	629,690	104,948
Ohio St.	7	614,881	87,840
Tennessee.....	†8	627,381	78,422
1979			
Michigan.....	7	730,315	104,331
Ohio St.	7	611,794	87,399
Tennessee.....	6	512,139	85,357
1980			
Michigan.....	6	625,750	104,292
Tennessee.....	†8	709,193	88,649
Ohio St.	7	615,476	87,925
1981			
Michigan.....	6	632,990	105,498
Tennessee.....	6	558,996	93,166
Ohio St.	6	521,760	86,960
1982			
Michigan.....	6	631,743	105,291
Tennessee.....	6	561,102	93,517
Ohio St.	7	623,152	89,022
1983			
Michigan.....	6	626,916	104,486
Ohio St.	6	534,110	89,018
Tennessee.....	†8	679,420	84,928
1984			
Michigan.....	7	726,734	103,819
Tennessee.....	7	654,602	93,515
Ohio St.	6	536,691	89,449
1985			
Michigan.....	6	633,530	105,588
Tennessee.....	7	658,690	94,099
Ohio St.	6	535,284	89,214

Year/Teams	G	Attendance	Avg.
1986			
Michigan.....	6	631,261	105,210
Tennessee.....	7	643,317	91,902
Ohio St.	6	536,210	89,368
1987			
Michigan.....	7	731,281	104,469
Tennessee.....	†8	705,434	88,179
Ohio St.	6	511,772	85,295
1988			
Michigan.....	6	628,807	104,801
Tennessee.....	6	551,677	91,946
Ohio St.	6	516,972	86,162
1989			
Michigan.....	6	632,136	105,356
Tennessee.....	6	563,502	93,917
Ohio St.	6	511,812	85,302
1990			
Michigan.....	6	627,046	104,508
Tennessee.....	7	666,540	95,220
Ohio St.	6	536,297	89,383
1991			
Michigan.....	6	632,024	105,337
Tennessee.....	6	578,389	96,398
Penn St.	6	575,077	95,846
1992			
Michigan.....	6	635,201	105,867
Tennessee.....	6	575,544	95,924
Penn St.	6	569,195	94,866
1993			
Michigan.....	7	739,620	105,660
Tennessee.....	7	667,280	95,326
Penn St.	6	564,190	94,032
1994			
Michigan.....	6	637,300	106,217
Penn St.	6	577,731	96,289
Tennessee.....	6	573,821	95,637
1995			
Michigan.....	7	726,368	103,767
Tennessee.....	7	662,857	94,694
Penn St.	6	561,546	93,591
1996			
Michigan.....	6	635,589	105,932
Tennessee.....	6	632,509	105,418
Penn St.	6	577,001	96,167
1997			
Tennessee.....	6	639,227	106,538
Michigan.....	7	745,139	106,448
Penn St.	6	582,517	97,086
1998			
Michigan.....	6	665,787	110,965
Tennessee.....	6	641,484	106,914
Penn St.	6	579,190	96,532
1999			
Michigan.....	6	667,049	*111,175
Tennessee.....	7	747,870	106,839
Penn St.	7	675,503	96,500
2000			
Michigan.....	6	664,930	110,822
Tennessee.....	6	645,567	107,595
Ohio St.	6	586,542	97,757
2001			
Michigan.....	6	659,447	109,908
Penn St.	6	645,457	107,576
Tennessee.....	6	641,059	106,843
2002			
Michigan.....	7	774,033	110,576
Penn St.	8	*857,911	107,239
Tennessee.....	7	746,936	106,705
2003			
Michigan.....	7	776,429	110,918
Penn St.	7	739,403	105,629
Tennessee.....	7	735,269	105,038

*Record. †Includes neutral-site game (Oklahoma) at Dallas counted as a home game (75,500). ‡Includes neutral-site game at Memphis counted as a home game. Attendance: 1978 (40,879), 1980 (50,003), 1983 (20,135). †Includes neutral-site game at East Rutherford (54,681).

Annual Leading Division I-AA Teams in Per-Game Home Attendance

(Min. 5 home games)

Year	Team	Avg.
1978	Southern U.	28,333
1979	Grambling	29,900
1980	Southern U.	29,708
1981	Grambling	30,835
1982	Southern U.	32,265
1983	Jackson St.	29,117
1984	Jackson St.	29,215
1985	Yale	29,347
1986	Jackson St.	25,177
1987	Jackson St.	32,734
1988	Jackson St.	26,500
1989	Jackson St.	32,269
1990	Grambling	30,152
1991	Grambling	27,181
1992	Southern U.	28,906
1993	Jackson St.	28,917
1994	Alcorn St.	26,203
1995	Jackson St.	34,849
1996	Alcorn St.	21,536
1997	Jackson St.	*38,873
1998	South Fla.	27,143
1999	Jackson St.	28,933
2000	Southern U.	27,190
2001	Jackson St.	29,067
2002	Jackson St.	23,691
2003	Yale	23,578

*Record.

Annual Leading Division II Teams in Per-Game Home Attendance

(Min. 5 home games)

Year	Team	Avg.
1958	Southern Miss.	11,998
1959	Southern Miss.	13,964
1960	Florida A&M	12,083
1961	Akron	12,988
1962	Mississippi Col.	13,125
1963	San Diego St.	14,200
1964	Southern U.	12,633
1965	San Diego St.	15,227
1966	San Diego St.	15,972
1967	San Diego St.	*41,030
1968	San Diego St.	36,969
1969	Grambling	27,680
1970	Tampa	24,204
1971	Grambling	29,341
1972	Grambling	22,663
1973	Morgan St.	22,371
1974	Southern U.	33,563
1975	Texas Southern	22,800
1976	Southern U.	25,864
1977	Florida A&M	21,376
1978	Delaware	18,981
1979	Delaware	19,644
1980	Alabama A&M	15,820
1981	Norfolk St.	19,750
1982	Norfolk St.	16,183
1983	Norfolk St.	15,417
1984	Norfolk St.	18,500
1985	Norfolk St.	18,430
1986	Norfolk St.	13,836
1987	North Dakota St.	14,120
1988	UCF	21,905
1989	North Dakota St.	16,833
1990	Norfolk St.	14,904
1991	Norfolk St.	16,779
1992	Norfolk St.	14,196
1993	Norfolk St.	15,346
1994	Clark Atlanta	20,223
1995	Norfolk St.	16,593
1996	Norfolk St.	15,676
1997	North Dakota St.	12,512
1998	Tuskegee	13,269
1999	Tuskegee	13,336
2000	North Dakota St.	12,723
2001	Tuskegee	12,957
2002	Tuskegee	11,851
2003	North Dakota St.	11,567

*Record.

Annual Leading Division III Teams in Per-Game Home Attendance

(Min. 5 home games)

Year	Team	Avg.
1974	Albany St. (Ga.)	9,380
1975	Wittenberg	7,000
1976	Morehouse	11,600
1977	Dayton	10,315
1978	Dayton	9,827
1979	UCF	11,240
1980	UCF	10,450
1981	Dayton	10,025
1982	Dayton	7,906
1983	Dayton	6,542
1984	Dayton	8,332
1985	Villanova	11,740
1986	Villanova	*11,883
1987	Trinity (Conn.)	6,254
1988	St. John's (Minn.)	5,788
1989	Dayton	5,962
1990	Dayton	6,185
1991	Dayton	7,657
1992	Dayton	6,098
1993	St. John's (Minn.)	6,655
1994	Hampden-Sydney	6,614
1995	St. John's (Minn.)	6,574
1996	St. John's (Minn.)	6,834
1997	Emory & Henry	5,853
1998	St. John's (Minn.)	6,562
1999	Mount Union	5,743
2000	Emory & Henry	6,263
2001	St. John's (Minn.)	6,674
2002	St. John's (Minn.)	5,717
2003	St. John's (Minn.)	6,496

*Record.



2003 Statistical Leaders

2003 Division I-A Individual Leaders	440
2003 Division I-A Team Leaders	456
2003 Division I-AA Individual Leaders	475
2003 Division I-AA Team Leaders...	491




2003 Division I-A Individual Leaders

Rushing

Min. 75 Pct. of Team's Games Played

Rank, Player	Pos	Cl	G	Car.	Net	TDs	AvgYds./Gm
1. Patrick Cobbs, North Texas.....	RB	JR	11	307	1680	19	5.47 152.73
2. Michael Turner, Northern Ill.	RB	SR	12	310	1648	14	5.32 137.33
3. Darren Sproles, Kansas St.....	RB	JR	15	306	1986	16	6.49 132.40
4. Derrick Knight, Boston College.....	RB	SR	13	321	1721	11	5.36 132.38
5. DeAngelo Williams, Memphis.....	RB	SO	11	243	1430	10	5.88 130.00
6. Chris Perry, Michigan.....	RB	SR	13	338	1674	18	4.95 128.77
7. Anthony Sherrell, Eastern Mich.....	RB	JR	12	338	1531	12	4.53 127.58
8. Kevin Jones, Virginia Tech.....	RB	JR	13	281	1647	21	5.86 126.69
9. Jerry Seymour, Central Mich.....	RB	FR	9	205	1117	8	5.45 124.11
10. Steven Jackson, Oregon St.....	RB	JR	13	350	1545	19	4.41 118.85
11. Tatum Bell, Oklahoma St.....	RB	SR	11	213	1286	16	6.04 116.91
12. Quincy Wilson, West Virginia.....	RB	SR	12	282	1380	12	4.89 115.00
13. Cedric Benson, Texas.....	RB	JR	12	258	1360	21	5.27 113.33
14. Walter Reyes, Syracuse.....	RB	JR	12	253	1347	20	5.32 112.25
15. DonTrell Moore, New Mexico.....	RB	SO	13	276	1450	19	5.25 111.54
16. P.J. Daniels, Georgia Tech.....	RB	SO	13	283	1447	10	5.11 111.31
17. Cedric Cobbs, Arkansas.....	RB	SR	12	227	1320	10	5.81 110.00
18. Lynell Hamilton, San Diego St.....	RB	FR	10	234	1087	4	4.65 108.70
19. Ryan Moats, Louisiana Tech.....	RB	SO	12	199	1300	10	6.53 108.33
20. Brad Smith, Missouri.....	QB	SO	13	212	1406	18	6.63 108.15
21. Jason Wright, Northwestern.....	RB	SR	13	267	1388	20	5.20 106.77
22. Keylon Kincade, Southern Methodist.....	RB	SR	12	317	1280	4	4.04 106.67
23. Julius Jones, Notre Dame.....	RB	SR	12	229	1268	10	5.54 105.67
24. Shaud Williams, Alabama.....	RB	SR	13	280	1367	14	4.88 105.15
25. Fred Russell, Iowa.....	RB	SR	13	282	1355	7	4.80 104.23
26. Mewelde Moore, Tulane.....	RB	SR	9	185	915	5	4.95 101.67
27. Robert Merrill, TCU.....	RB	FR	11	201	1107	4	5.51 100.64
28. Carnell Williams, Auburn.....	RB	JR	13	241	1307	17	5.42 100.54
29. Chris Barclay, Wake Forest.....	RB	SO	12	235	1192	12	5.07 99.33
30. Brandon Warfield, Utah.....	RB	SR	10	237	976	11	4.12 97.60
31. Chance Kretschmer, Nevada.....	RB	JR	12	245	1162	12	4.74 96.83
32. DeWhitt Betterson, Troy St.....	RB	JR	12	244	1161	9	4.76 96.75
33. Zach Gerstner, Idaho.....	RB	SR	12	255	1153	5	4.52 96.08
34. Kyle Eckel, Navy.....	RB	JR	13	236	1249	10	5.29 96.08
35. Chris Douglas, Duke.....	RB	SR	12	236	1138	6	4.82 94.83
36. Marvin Townes, East Caro.....	RB	JR	12	258	1128	8	4.37 94.00
37. Marion Barber III, Minnesota.....	RB	SO	13	207	1196	17	5.78 92.00
38. Adimchinobe Echemandu, California.....	RB	SR	13	238	1195	13	5.02 91.92
39. Rashad Armstrong, Baylor.....	RB	SR	12	258	1074	6	4.16 89.50
40. Zack Abron, Missouri.....	RB	SR	13	219	1155	14	5.27 88.85
41. Anthony Evans, Houston.....	RB	SO	13	236	1149	9	4.87 88.38
42. Howard Jackson, UTEP.....	RB	JR	13	208	1146	6	5.51 88.15
43. Earl Charles, Marshall.....	RB	JR	12	205	1039	12	5.07 86.58
44. Laurence Maroney, Minnesota.....	RB	FR	13	162	1121	10	6.92 86.23
45. Craig Candeto, Navy.....	QB	SR	13	271	1112	16	4.10 85.54
46. Courtney Lewis, Texas A&M.....	RB	FR	12	186	1024	12	5.51 85.33
47. Larry Croom, UNLV.....	RB	SR	11	208	932	3	4.48 84.73
48. Trinity Dawson, Toledo.....	RB	SO	12	199	999	10	5.02 83.25
49. Vince Young, Texas.....	QB	FR	12	135	998	11	7.39 83.17
50. Bobby Hendry, Akron.....	RB	SR	12	231	981	14	4.25 81.75
51. David Mikell, Boise St.....	RB	SR	14	242	1142	13	4.72 81.57
52. Kevin Payne, La.-Monroe.....	RB	FR	12	248	976	6	3.94 81.33
53. Reynaldo Brathwaite, Brigham Young.....	RB	JR	10	145	812	2	5.60 81.20
54. David Fiefia, Utah St.....	WR	SR	12	205	967	7	4.72 80.58
55. Eric Shelton, Louisville.....	RB	SO	10	166	790	10	4.76 79.00
56. BenJarvus Green-Ellis, Indiana.....	RB	FR	12	225	938	7	4.17 78.17
57. Richard Hall, Cincinnati.....	RB	JR	10	185	777	8	4.20 77.70
58. Wali Lundy, Virginia.....	RB	SO	12	227	929	10	4.09 77.42
59. Mike Bell, Arizona.....	RB	SO	12	168	920	6	5.48 76.67
60. Chance Harridge, Air Force.....	QB	SR	12	180	914	12	5.08 76.17
61. Jarrett Payton, Miami (Fla.).....	RB	SR	13	182	985	7	5.41 75.77
62. Ell Roberson, Kansas St.....	QB	SR	13	227	975	15	4.30 75.00
63. Clark Green, Kansas.....	RB	SO	13	204	968	6	4.75 74.46
64. Dwayne Wright, Fresno St.....	RB	JR	14	190	1038	3	5.46 74.14
65. Jonathan Smith, Washington St.....	RB	SR	13	224	961	10	4.29 73.92
66. Cal Murray, Miami (Ohio).....	RB	SR	14	186	1030	12	5.54 73.57
67. Brian Leonard, Rutgers.....	RB	SO	12	213	880	9	4.13 73.33
68. Jerod Void, Purdue.....	RB	SO	13	235	952	13	4.05 73.23
69. Terrence Jackson, Central Mich.....	RB	SR	11	199	803	8	4.04 73.00
70. Jammal Lord, Nebraska.....	QB	SR	13	215	948	10	4.41 72.92
71. P.J. Pope, Bowling Green.....	RB	SO	14	191	1005	10	5.26 71.79
72. Justin Vincent, LSU.....	RB	FR	14	154	1001	10	6.50 71.50
73. Bruce Perry, Maryland.....	RB	SR	10	147	713	6	4.85 71.30
74. Josh Allen, Maryland.....	RB	SO	13	186	922	8	4.96 70.92
75. Vernand Morency, Oklahoma St.....	RB	FR	13	135	918	8	6.80 70.62



Brad Smith, Missouri

Missouri Sports Information

Rank	Player	Pos	Cl	G	Car.	Net	TDs	AvgYds./Gm
76.	Loren Wade, Arizona St.	RB	FR	11	136	773	5	5.68
77.	Bradlee Van Pelt, Colorado St.	QB	SR	13	170	909	10	5.35
78.	Philip Reed, Western Mich.	RB	SR	11	189	744	8	3.94
79.	Brian Calhoun, Colorado	RB	SO	12	195	810	5	4.15
80.	Franklin Wallace, Marshall	RB	SR	11	132	729	6	5.52
81.	Kejuan Jones, Oklahoma	RB	SO	14	225	925	13	4.11
82.	Dwayne Smith, Wisconsin	RB	SO	13	165	857	9	5.19
83.	Alex Haynes, UCF	RB	JR	12	175	782	5	4.47
84.	Thomas Lott, Rice	RB	SO	11	98	714	3	7.29
85.	Cornell Brockington, Connecticut	RB	SO	10	131	643	10	4.91
86.	Lydell Ross, Ohio St.	RB	JR	13	193	826	10	4.28
87.	Lionel Gates, Louisville	RB	JR	13	141	817	11	5.79
88.	Eric Richardson, Tulsa	RB	SR	13	181	811	12	4.48
89.	Tremaine Turner, Mississippi	RB	SR	13	173	809	4	4.68
90.	Cedric Houston, Tennessee	RB	JR	12	149	744	2	4.99
91.	Terrence Whitehead, Oregon	RB	SO	12	192	737	6	3.84
92.	Eugene Gross, Middle Tenn.	RB	FR	12	189	735	10	3.89
93.	Lonta Hobbs, TCU	RB	SO	11	169	659	9	3.90
94.	Renaldo Works, Oklahoma	RB	SR	12	146	716	8	4.90
95.	Tony Joseph, New Mexico St.	RB	FR	12	129	712	2	5.52
96.	Josh Harris, Bowling Green	QB	SR	14	215	830	13	3.86
97.	Joshua Cribbs, Kent St.	QB	JR	12	161	701	14	4.35
98.	Ibrahim Halsey, Illinois	RB	SO	9	140	525	2	3.75
99.	LenDale White, Southern California	RB	FR	13	141	754	13	5.35
100.	Demetris Summers, South Carolina	RB	FR	11	124	638	3	5.15

Passing Efficiency

Min. 75 Pct. of Team's Games Played, 15 Attempts Per Game

Rank	Player	Pos	Cl	G	Att	Comp	CPct	Int	IPct	Yds	Yds/Att	TD	TDpct	Rating
1.	Philip Rivers, North Carolina St.	QB	SR	13	483	348	72.05	7	1.45	4491	9.30	34	7.04	170.5
2.	Ben Roethlisberger, Miami (Ohio)	QB	JR	14	495	342	69.09	10	2.02	4486	9.06	37	7.47	165.8
3.	Matt Leinart, Southern California	QB	SO	13	402	255	63.43	9	2.24	3556	8.85	38	9.45	164.5
4.	Ryan Dinwiddie, Boise St.	QB	SR	14	446	276	61.88	7	1.57	4356	9.77	31	6.95	163.7
5.	Asad Abdul-Khaliq, Minnesota	QB	SR	13	250	158	63.20	5	2.00	2401	9.60	17	6.80	162.3
6.	Bruce Gradkowski, Toledo	QB	SO	12	389	277	71.21	7	1.80	3210	8.25	29	7.46	161.5
7.	Jason White, Oklahoma	QB	SR	14	451	278	61.64	10	2.22	3846	8.53	40	8.87	158.1
8.	Rod Rutherford, Pittsburgh	QB	SR	13	413	247	59.81	14	3.39	3679	8.91	37	8.96	157.4
9.	Bill Whitemore, Kansas	QB	SR	10	263	159	60.46	6	2.28	2385	9.07	18	6.84	154.7
10.	Kevin Kolb, Houston	QB	FR	13	360	220	61.11	6	1.67	3131	8.70	25	6.94	153.8
11.	Bradlee Van Pelt, Colorado St.	QB	SR	13	297	180	60.61	13	4.38	2845	9.58	19	6.40	153.4
12.	Alex Smith, Utah	QB	SO	11	266	173	65.04	3	1.13	2247	8.45	15	5.64	152.3
13.	B.J. Symons, Texas Tech	QB	SR	13	719	470	65.37	22	3.06	5833	8.11	52	7.23	151.3
14.	Buck Pierce, New Mexico St.	QB	JR	11	170	118	69.41	6	3.53	1510	8.88	7	4.12	150.6
15.	Charlie Frye, Akron	QB	JR	12	421	273	64.85	9	2.14	3549	8.43	22	5.23	148.6
16.	Matt Mauck, LSU	QB	JR	14	358	229	63.97	14	3.91	2825	7.89	28	7.82	148.2
17.	Eli Manning, Mississippi	QB	SR	13	441	275	62.36	10	2.27	3600	8.16	29	6.58	148.1
18.	Jim Sorgi, Wisconsin	QB	SR	12	248	140	56.45	9	3.63	2251	9.08	17	6.85	148.1
19.	Matt Jones, Arkansas	QB	JR	13	230	132	57.39	7	3.04	1917	8.33	18	7.83	147.1
20.	Aaron Rodgers, California	QB	SO	13	349	215	61.60	5	1.43	2903	8.32	19	5.44	146.6
21.	Stefan Lefors, Louisville	QB	JR	13	357	219	61.34	10	2.80	3145	8.81	17	4.76	145.5
22.	Brian Lindgren, Idaho	QB	SR	11	244	147	60.25	8	3.28	2066	8.47	15	6.15	145.1
23.	Josh Harris, Bowling Green	QB	SR	14	494	325	65.79	12	2.43	3813	7.72	27	5.47	143.8
24.	Ell Roberson, Kansas St.	QB	SR	13	294	152	51.70	12	4.08	2545	8.66	24	8.16	143.2
25.	Scott McBrien, Maryland	QB	SR	13	314	173	55.10	6	1.91	2672	8.51	19	6.05	142.7
26.	Joshua Haldi, Northern Ill.	QB	JR	12	336	199	59.23	9	2.68	2544	7.57	25	7.44	142.0
27.	Bryan Randall, Virginia Tech	QB	JR	13	245	150	61.22	10	4.08	1996	8.15	15	6.12	141.7
28.	Matt Schaub, Virginia	QB	SR	11	403	281	69.73	10	2.48	2952	7.33	18	4.47	141.0
29.	Joel Klatt, Colorado	QB	SO	11	358	233	65.08	10	2.79	2614	7.30	21	5.87	140.2
30.	J.P. Losman, Tulane	QB	SR	12	422	251	59.48	14	3.32	3077	7.29	33	7.82	139.9
31.	Kellen Clemens, Oregon	QB	SO	13	304	182	59.87	9	2.96	2400	7.89	18	5.92	139.8
32.	Chris Rix, Florida St.	QB	JR	13	382	216	56.54	13	3.40	3107	8.13	23	6.02	137.9
33.	Dan Orlovsky, Connecticut	QB	JR	12	475	279	58.74	14	2.95	3485	7.34	33	6.95	137.4
34.	Charlie Whitehurst, Clemson	QB	SO	13	465	288	61.94	13	2.80	3561	7.66	21	4.52	135.6
35.	Brandon Hassell, TCU	QB	JR	11	240	136	56.67	8	3.33	2039	8.50	10	4.17	135.1
36.	Casey Clausen, Tennessee	QB	SR	13	412	233	56.55	9	2.18	2968	7.20	27	6.55	134.3
37.	Rasheed Marshall, West Virginia	QB	JR	13	215	109	50.70	8	3.72	1729	8.04	15	6.98	133.8
38.	John Navarre, Michigan	QB	SR	13	456	270	59.21	10	2.19	3331	7.30	24	5.26	133.6
39.	Chris Leak, Florida	QB	FR	13	320	190	59.38	11	3.44	2435	7.61	16	5.00	132.9
40.	Jason Campbell, Auburn	QB	JR	13	293	181	61.77	8	2.73	2267	7.74	10	3.41	132.6
41.	Casey Kelly, New Mexico	QB	SR	13	274	146	53.28	9	3.28	2223	8.11	14	5.11	131.7
42.	Josh Fields, Oklahoma St.	QB	JR	13	338	184	54.44	12	3.55	2494	7.38	21	6.21	129.8
43.	Casey Bramlet, Wyoming	QB	SR	12	425	241	56.71	9	2.12	3037	7.15	22	5.18	129.6
44.	Talmadge Hill, Ball St.	QB	SR	12	253	154	60.87	6	2.37	1691	6.68	13	5.14	129.2

Rank	Player	Pos	Cl	G	Att	Comp	CPct	Int	IPct	Yds	Yds/Att	TD	TDpct	Rating
45.	Scott Rislov, San Jose St. ...	QB	SR	11	437	261	59.73	5	1.14	3016	6.90	18	4.12	129.0
46.	Quinton Porter, Boston College	QB	JR	10	250	140	56.00	6	2.40	1764	7.06	14	5.60	129.0
47.	Jeff Smoker, Michigan St. ...	QB	SR	13	488	302	61.89	14	2.87	3395	6.96	21	4.30	128.8
48.	David Greene, Georgia	QB	JR	14	438	264	60.27	11	2.51	3307	7.55	13	2.97	128.5
49.	James Killian, Tulsa	QB	JR	13	331	188	56.80	11	3.32	2217	6.70	22	6.65	128.3
50.	Matt Kegel, Washington St.	QB	SR	13	394	218	55.33	15	3.81	2947	7.48	21	5.33	128.1
51.	Luke McCown, Louisiana Tech	QB	SR	12	432	246	56.94	14	3.24	3246	7.51	19	4.40	128.1
52.	Kyle Orton, Purdue	QB	JR	13	414	251	60.63	7	1.69	2885	6.97	15	3.62	127.7
53.	Jay Cutler, Vanderbilt	QB	SO	12	327	187	57.19	13	3.98	2347	7.18	18	5.50	127.7
54.	Andrew Walter, Arizona St.	QB	JR	12	421	221	52.49	10	2.38	3044	7.23	24	5.70	127.3
55.	Craig Krenzler, Ohio St.	QB	SR	11	278	153	55.04	10	3.60	2040	7.34	15	5.40	127.3
56.	Danny Wimprine, Memphis ..	QB	SR	13	440	246	55.91	13	2.95	3174	7.21	22	5.00	127.1
57.	Timmy Chang, Hawaii	QB	JR	13	601	353	58.74	20	3.33	4199	6.99	29	4.83	126.7
58.	Darian Durant, North Carolina	QB	JR	12	389	234	60.15	10	2.57	2551	6.56	18	4.63	125.4
59.	Andrico Hines, Middle Tenn.	QB	SR	11	253	153	60.47	3	1.19	1742	6.89	7	2.77	125.1
60.	Reggie McNeal, Texas A&M	QB	SO	12	221	113	51.13	7	3.17	1782	8.06	8	3.62	124.5
61.	Derek Anderson, Oregon St.	QB	JR	13	510	261	51.18	24	4.71	4058	7.96	24	4.71	124.1
62.	R.J. Anderson, Syracuse	QB	SR	12	310	186	60.00	8	2.58	2164	6.98	10	3.23	124.1
63.	Travis Cox, Utah St.	QB	JR	12	415	235	56.63	7	1.69	2791	6.73	18	4.34	124.1
64.	Jared Lorenzen, Kentucky ..	QB	SR	12	336	191	56.85	8	2.38	2221	6.61	16	4.76	123.3
65.	Dustin Almond, Southern Miss.	QB	SO	13	251	121	48.21	7	2.79	1877	7.48	13	5.18	122.5
66.	Nathan Chandler, Iowa	QB	SR	13	308	165	53.57	10	3.25	2040	6.62	18	5.84	122.0
67.	Cory Randolph, Wake Forest	QB	SO	12	246	144	58.54	10	4.07	1773	7.21	8	3.25	121.7
68.	Graham Gochneaur, Marshall	QB	JR	12	183	121	66.12	10	5.46	1163	6.36	7	3.83	121.2
69.	Brock Berlin, Miami (Fla.) ..	QB	JR	13	352	211	59.94	17	4.83	2419	6.87	12	3.41	119.3
70.	Ryan Hart, Rutgers	QB	SO	12	398	234	58.79	19	4.77	2714	6.82	15	3.77	119.0
71.	Cody Pickett, Washington ..	QB	SR	12	454	257	56.61	13	2.86	3043	6.70	15	3.30	118.1
72.	Brodie Croyle, Alabama	QB	JR	12	341	182	53.37	13	3.81	2303	6.75	16	4.69	118.0
73.	Derrick Vickers, Central Mich.	QB	SR	12	215	118	54.88	7	3.26	1345	6.26	11	5.12	117.8
74.	Andy Heiser, Nevada	QB	JR	12	326	164	50.31	12	3.68	2294	7.04	13	3.99	115.2
75.	Brad Smith, Missouri	QB	SO	13	350	211	60.29	7	2.00	1977	5.65	11	3.14	114.1
76.	Aaron Karas, Baylor	QB	JR	11	239	135	56.49	11	4.60	1481	6.20	10	4.18	113.1
77.	Gino Guidugli, Cincinnati ..	QB	JR	12	425	227	53.41	10	2.35	2704	6.36	14	3.29	113.0
78.	Desmond Robinson, East Caro.	QB	JR	9	201	133	66.17	11	5.47	1262	6.28	3	1.49	112.9
79.	Joshua Cribbs, Kent St.	QB	JR	12	364	178	48.90	9	2.47	2424	6.66	14	3.85	112.6
80.	Walter Washington, Temple ..	QB	SO	12	207	110	53.14	6	2.90	1265	6.11	8	3.86	111.4
81.	Steven Jyles, La.-Monroe	QB	SO	11	360	201	55.83	12	3.33	2112	5.87	14	3.89	111.3
82.	Drew Olson, UCLA	QB	SO	12	325	173	53.23	9	2.77	2067	6.36	10	3.08	111.3
83.	Dondrial Pinkins, South Carolina	QB	JR	12	322	162	50.31	9	2.80	2127	6.61	10	3.11	110.5
84.	Kurt Nantkes, UNLV	QB	JR	11	323	167	51.70	10	3.10	1883	5.83	12	3.72	106.7
85.	Jerry Babb, La.-Lafayette	QB	FR	11	259	146	56.37	8	3.09	1502	5.80	6	2.32	106.6
86.	Orlando Cruz, UTEP	QB	SO	11	203	103	50.74	11	5.42	1360	6.70	6	2.96	105.9
87.	Kevin Fant, Mississippi St.	QB	SR	12	351	186	52.99	21	5.98	2151	6.13	14	3.99	105.7
88.	Zack Mills, Penn St.	QB	JR	10	251	136	54.18	5	1.99	1404	5.59	6	2.39	105.1
89.	John Beck, Brigham Young ..	QB	FR	9	145	73	50.34	5	3.45	864	5.96	5	3.45	104.9
90.	Brett Basanez, Northwestern ..	QB	SO	13	302	162	53.64	12	3.97	1916	6.34	4	1.32	103.4
91.	Matt Dlugolecki, San Diego St.	QB	SO	9	228	133	58.33	8	3.51	1248	5.47	4	1.75	103.1
92.	Elliot Jacobs, Arkansas St.	QB	JR	12	273	145	53.11	13	4.76	1537	5.63	10	3.66	103.0
93.	Reggie Ball, Georgia Tech.	QB	FR	13	350	181	51.71	11	3.14	1996	5.70	10	2.86	102.8
94.	Kris Heavner, Arizona	QB	FR	9	237	121	51.05	15	6.33	1501	6.33	8	3.38	102.7
95.	Matt LoVecchio, Indiana	QB	JR	11	291	155	53.26	9	3.09	1778	6.11	3	1.03	101.8
96.	Chris Lewis, Stanford	QB	SR	9	207	100	48.31	9	4.35	1178	5.69	8	3.86	100.2
97.	Ronnie Banks, South Fla.	QB	JR	9	261	127	48.66	8	3.07	1448	5.55	8	3.07	99.2
98.	Chinedu Okoro, Eastern Mich.	QB	JR	11	251	134	53.39	11	4.38	1360	5.42	6	2.39	98.0
99.	Jordan Palmer, UTEP	QB	FR	10	198	98	49.49	13	6.57	1168	5.90	7	3.54	97.6
100.	Mike Schneider, Duke	QB	FR	10	208	97	46.63	6	2.88	1220	5.87	4	1.92	96.5

Total Offense

Min. 75 Pct. of Team's Games Played

Rank	Player	Pos	Cl	Gm	Rush	Gn	Loss	Net	Patt	Pyds	Pl	Total Yds	Yds/Pl	Yds/Gm
1.	B.J. Symons, Texas Tech.	QB	SR	13	79	340	197	143	719	5833	798	5976	7.49	459.7
2.	Philip Rivers, North Carolina St.	QB	SR	13	78	251	142	109	483	4491	561	4600	8.20	353.8
3.	Josh Harris, Bowling Green ..	QB	SR	14	215	972	142	830	494	3813	709	4643	6.55	331.6
4.	Ben Roethlisberger, Miami (Ohio)	QB	JR	14	67	285	174	111	495	4486	562	4597	8.18	328.4
5.	Charlie Frye, Akron	QB	JR	12	111	510	222	288	421	3549	532	3837	7.21	319.8
6.	Timmy Chang, Hawaii	QB	JR	13	43	114	174	-60	601	4199	644	4139	6.43	318.4
7.	Ryan Dinwiddie, Boise St.	QB	SR	14	81	214	171	43	446	4356	527	4399	8.35	314.2
8.	Bruce Gradkowski, Toledo ..	QB	SO	12	91	576	72	504	389	3210	480	3714	7.74	309.5

Rank	Player	Pos	Cl	Gm	Rush	Gn	Loss	Net	Patt	Pyds	Pl	Total Yds	Yds/Pl	Yds/Gm
9.	Derek Anderson, Oregon St.	QB	JR	13	57	100	225	-125	510	4058	567	3933	6.94	302.5
10.	Rod Rutherford, Pittsburgh ...	QB	SR	13	136	515	365	150	413	3679	549	3829	6.97	294.5
11.	Bill Whittemore, Kansas	QB	SR	10	127	606	72	534	263	2385	390	2919	7.48	291.9
12.	Bradlee Van Pelt, Colorado St.	QB	SR	13	170	112	212	909	297	2845	467	3754	8.04	288.8
13.	Dan Orlovsky, Connecticut ..	QB	JR	12	30	47	88	-41	475	3485	505	3444	6.82	287.0
14.	Charlie Whitehurst, Clemson ..	QB	SO	13	92	244	199	45	465	3561	557	3606	6.47	277.4
15.	Eli Manning, Mississippi	QB	SR	13	48	110	138	-28	441	3600	489	3572	7.30	274.8
16.	Stefan Lefors, Louisville	QB	JR	13	71	487	82	405	357	3145	428	3550	8.29	273.1
17.	Scott Rislov, San Jose St.	QB	SR	11	53	157	188	-31	437	3016	490	2985	6.09	271.4
18.	Ell Roberson, Kansas St.	QB	SR	13	227	113	160	975	294	2545	521	3520	6.76	270.8
19.	Matt Leinart, Southern California	QB	SO	13	32	39	101	-62	402	3556	434	3494	8.05	268.8
20.	Kevin Kolb, Houston	QB	FR	13	139	598	252	346	360	3131	499	3477	6.97	267.5
21.	Matt Schaub, Virginia	QB	SR	11	26	42	65	-23	403	2952	429	2929	6.83	266.3
22.	Jason White, Oklahoma	QB	SR	14	42	59	209	-150	451	3846	493	3696	7.50	264.0
23.	Luke McCown, Louisiana Tech	QB	SR	12	71	247	327	-80	432	3246	503	3166	6.29	263.8
24.	J.P. Losman, Tulane	QB	SR	12	77	293	213	80	422	3077	499	3157	6.33	263.1
25.	Joshua Cribbs, Kent St.	QB	JR	12	161	965	264	701	364	2424	525	3125	5.95	260.4
26.	Brad Smith, Missouri	QB	SO	13	212	154	143	1406	350	1977	562	3383	6.02	260.2
27.	Jeff Smoker, Michigan St.	QB	SR	13	63	98	214	-116	488	3395	551	3279	5.95	252.2
28.	John Navarre, Michigan	QB	SR	13	48	88	179	-91	456	3331	504	3240	6.43	249.2
29.	Chris Rix, Florida St.	QB	JR	13	89	309	179	130	382	3107	471	3237	6.87	249.0
30.	Cody Pickett, Washington ...	QB	SR	12	80	200	261	-61	454	3043	534	2982	5.58	248.5
31.	Darian Durant, North Carolina	QB	JR	12	91	538	142	396	389	2551	480	2947	6.14	245.6
32.	Alex Smith, Utah	QB	SO	11	149	660	208	452	266	2247	415	2699	6.50	245.4
33.	Casey Bramlet, Wyoming ...	QB	SR	12	98	239	340	-101	425	3037	523	2936	5.61	244.7
34.	Danny Wimperle, Memphis	QB	SR	13	40	104	107	-3	440	3174	480	3171	6.61	243.9
35.	Andrew Walter, Arizona St.	QB	JR	12	33	29	154	-125	421	3044	454	2919	6.43	243.3
36.	Kyle Orton, Purdue	QB	JR	13	112	489	252	237	414	2885	526	3122	5.94	240.2
37.	Aaron Rodgers, California ..	QB	SO	13	86	324	114	210	349	2903	435	3113	7.16	239.5
38.	Gino Guidugli, Cincinnati ...	QB	JR	12	76	341	175	166	425	2704	501	2870	5.73	239.2
39.	Travis Cox, Utah St.	QB	JR	12	102	354	301	53	415	2791	517	2844	5.50	237.0
40.	Joel Klatt, Colorado	QB	SO	11	68	110	201	-91	358	2614	426	2523	5.92	229.4
41.	Scott McBrien, Maryland	QB	SR	13	82	375	116	259	314	2672	396	2931	7.40	225.5
42.	Casey Clausen, Tennessee ..	QB	SR	13	64	164	209	-45	412	2968	476	2923	6.14	224.8
43.	David Greene, Georgia	QB	JR	14	69	130	310	-180	438	3307	507	3127	6.17	223.4
44.	Matt Kegel, Washington St.	QB	SR	13	58	136	185	-49	394	2947	452	2898	6.41	222.9
45.	Jay Cutler, Vanderbilt	QB	SO	12	115	530	231	299	327	2347	442	2646	5.99	220.5
46.	Brandon Hassell, TCU	QB	JR	11	120	543	174	369	240	2039	360	2408	6.69	218.9
47.	James Killian, Tulsa	QB	JR	13	133	805	200	605	331	2217	464	2822	6.08	217.1
48.	Asad Abdul-Khaliq, Minnesota	QB	SR	13	88	447	77	370	250	2401	338	2771	8.20	213.2
49.	Ryan Hart, Rutgers	QB	SO	12	40	38	214	-176	398	2714	438	2538	5.79	211.5
50.	Matt Mauck, LSU	QB	JR	14	79	253	156	97	358	2825	437	2922	6.69	208.7
51.	Craig Krenzel, Ohio St.	QB	SR	11	109	392	137	255	278	2040	387	2295	5.93	208.6
52.	Joshua Haldi, Northern Ill. ...	QB	JR	12	75	164	229	-65	336	2544	411	2479	6.03	206.6
53.	Andy Heiser, Nevada	QB	JR	12	61	254	81	173	326	2294	387	2467	6.37	205.6
54.	R.J. Anderson, Syracuse	QB	SR	12	99	416	154	262	310	2164	409	2426	5.93	202.2
55.	Matt Jones, Arkansas	QB	JR	13	96	845	138	707	230	1917	326	2624	8.05	201.8
56.	Dondrial Pinkins, South Carolina	QB	JR	12	95	378	124	254	322	2127	417	2381	5.71	198.4
57.	Steven Jyles, La.-Monroe	QB	SO	11	62	264	205	59	360	2112	422	2171	5.14	197.4
58.	Kellen Clemens, Oregon	QB	SO	13	78	287	179	108	304	2400	382	2508	6.57	192.9
59.	Brodie Croyle, Alabama	QB	JR	12	71	216	209	7	341	2303	412	2310	5.61	192.5
60.	Quinton Porter, Boston College	QB	JR	10	78	317	158	159	250	1764	328	1923	5.86	192.3
61.	Jared Lorenzen, Kentucky	QB	SR	12	89	276	201	75	336	2221	425	2296	5.40	191.3
62.	Casey Kelly, New Mexico	QB	SR	13	110	438	207	231	274	2223	384	2454	6.39	188.8
63.	Josh Fields, Oklahoma St. ...	QB	JR	13	37	69	123	-54	338	2494	375	2440	6.51	187.7
64.	Andrico Hines, Middle Tenn.	QB	SR	11	107	435	120	315	253	1742	360	2057	5.71	187.0
65.	Jim Sorgi, Wisconsin	QB	SR	12	67	196	206	-10	248	2251	315	2241	7.11	186.8
66.	Bryan Randall, Virginia Tech ...	QB	JR	13	82	512	108	404	245	1996	327	2400	7.34	184.6
67.	Brian Lindgren, Idaho	QB	SR	11	14	16	60	-44	244	2066	258	2022	7.84	183.8
68.	Chris Leak, Florida	QB	FR	13	68	187	240	-53	320	2435	388	2382	6.14	183.2
69.	Reggie Ball, Georgia Tech ..	QB	FR	13	139	607	223	384	350	1996	489	2380	4.87	183.1
70.	Brock Berlin, Miami (Fla.) ...	QB	JR	13	32	56	118	-62	352	2419	384	2357	6.14	181.3
71.	Cory Randolph, Wake Forest	QB	SO	12	97	496	104	392	246	1773	343	2165	6.31	180.4
72.	Vince Young, Texas	QB	FR	12	135	107	75	998	143	1155	278	2153	7.74	179.4
73.	Reggie McNeal, Texas A&M	QB	SO	12	127	606	236	370	221	1782	348	2152	6.18	179.3
74.	Jason Campbell, Auburn	QB	JR	13	73	215	216	-1	293	2267	366	2266	6.19	174.3
75.	Jammal Lord, Nebraska	QB	SR	13	215	116	212	948	176	1305	391	2253	5.76	173.3
76.	Craig Candeto, Navy	QB	SR	13	271	127	158	1112	131	1140	402	2252	5.60	173.2
77.	Kris Heavner, Arizona	QB	FR	9	31	80	47	33	237	1501	268	1534	5.72	170.4
78.	Nathan Chandler, Iowa	QB	SR	13	88	348	203	145	308	2040	396	2185	5.52	168.1
79.	Kevin Fant, Mississippi St. ...	QB	SR	12	70	132	281	-149	351	2151	421	2002	4.76	166.8
80.	Brett Basanez, Northwestern ..	QB	SO	13	128	480	261	219	302	1916	430	2135	4.97	164.2

Rank, Player	Pos	Cl	Gm	Rush	Gn	Loss	Net	Patt	Pyds	Pl	Total Yds	Yds/Pl	Yds/Gm
81. Talmadge Hill, Ball St.	QB	SR	12	90	416	148	268	253	1691	343	1959	5.71	163.3
82. Buck Pierce, New Mexico St.	QB	JR	11	87	423	146	277	170	1510	257	1787	6.95	162.5
83. Matt LoVecchio, Indiana	QB	JR	11	97	272	279	-7	291	1778	388	1771	4.56	161.0
84. Chance Harridge, Air Force	QB	SR	12	180	956	42	914	161	995	341	1909	5.60	159.1
85. Kurt Nantkes, UNLV	QB	JR	11	27	7	142	-135	323	1883	350	1748	4.99	158.9
86. Zac Dahman, Army	QB	SO	13	61	89	269	-180	436	2234	497	2054	4.13	158.0
87. Jerry Babb, La.Lafayette	QB	FR	11	68	317	85	232	259	1502	327	1734	5.30	157.6
88. Drew Olson, UCLA	QB	SO	12	74	125	306	-181	325	2067	399	1886	4.73	157.2
89. Dustin Almond, Southern Miss.	QB	SO	13	92	333	177	156	251	1877	343	2033	5.93	156.4
90. Rasheed Marshall, West Virginia	QB	JR	13	101	424	121	303	215	1729	316	2032	6.43	156.3
91. Brady Quinn, Notre Dame	QB	FR	12	48	150	125	25	332	1831	380	1856	4.88	154.7
92. Desmond Robinson, East Caro.	QB	JR	9	68	243	116	127	201	1262	269	1389	5.16	154.3
93. Ronnie Banks, South Fla.	QB	JR	9	41	90	153	-63	261	1448	302	1385	4.59	153.9
94. Walter Washington, Temple	QB	SO	12	156	758	179	579	207	1265	363	1844	5.08	153.7
95. Patrick Cobbs, North Texas	RB	JR	11	307	177	91	1680	1	10	308	1690	5.49	153.6
96. Zack Mills, Penn St.	QB	JR	10	63	226	102	124	251	1404	314	1528	4.87	152.8
97. Austin Flynn, Iowa St.	QB	FR	11	124	544	148	396	212	1238	336	1634	4.86	148.5
98. Elliot Jacobs, Arkansas St.	QB	JR	12	52	299	82	217	273	1537	325	1754	5.40	146.2
99. Mike Schneider, Duke	QB	FR	10	84	340	159	181	208	1220	292	1401	4.80	140.1
100. Scott Hall, North Texas	QB	SR	13	68	217	143	74	186	1732	254	1806	7.11	138.9

Receptions Per Game

Rank, Player	Pos	Cl	Gm	Ct	Yds	TD	Rec/Gm	Yds/Ct	Yds/Gm
1. Lance Moore, Toledo	WR	JR	12	103	1194	9	8.58	11.59	99.50
2. Chad Owens, Hawaii	WR	JR	11	85	1134	9	7.73	13.34	103.09
3. Wes Welker, Texas Tech	WR	SR	13	97	1099	9	7.46	11.33	84.54
4. Dante Ridgeway, Ball St.	WR	SO	12	89	1075	10	7.42	12.08	89.58
4. Reggie Williams, Washington	WR	JR	12	89	1109	8	7.42	12.46	92.42
6. Mike Williams, Southern California	WR	SO	13	95	1314	16	7.31	13.83	101.08
7. Terrance Copper, East Caro.	WR	SR	12	87	897	2	7.25	10.31	74.75
8. Larry Fitzgerald, Pittsburgh	WR	SO	13	92	1672	22	7.08	18.17	128.62
9. Cole Magner, Bowling Green	WR	JR	14	99	1138	10	7.07	11.49	81.29
10. Paris Warren, Utah	WR	JR	11	76	809	4	6.91	10.64	73.55
11. James Newson, Oregon St.	WR	SR	12	81	1306	3	6.75	16.12	108.83
12. Jerricho Cotchery, North Carolina St.	WR	SR	13	86	1369	10	6.62	15.92	105.31
12. Taylor Stubblefield, Purdue	WR	JR	13	86	835	3	6.62	9.71	64.23
14. Braylon Edwards, Michigan	WR	JR	13	85	1138	14	6.54	13.39	87.54
14. Geoff McArthur, California	WR	JR	13	85	1504	10	6.54	17.69	115.69
16. D.J. Hackett, Colorado	WR	SR	12	78	1013	7	6.50	12.99	84.42
17. Martin Nance, Miami (Ohio)	WR	JR	14	90	1498	11	6.43	16.64	107.00
18. Kendrick Mosley, Western Mich.	WR	SR	12	77	1019	6	6.42	13.23	84.92
18. P.J. Fleck, Northern Ill.	WR	SR	12	77	1028	6	6.42	13.35	85.67
20. Chris Cooley, Utah St.	TE	SR	10	62	732	6	6.20	11.81	73.20
21. Zamir Cobb, Temple	WR	SR	12	74	866	5	6.17	11.70	72.17
21. Darius Watts, Marshall	WR	SR	12	74	968	11	6.17	13.08	80.67
23. Kerry Wright, Middle Tenn.	WR	JR	12	73	1280	9	6.08	17.53	106.67
24. Jonathan Smith, Georgia Tech	WR	SR	13	78	1138	5	6.00	14.59	87.54
24. Taurean Henderson, Texas Tech	RB	SO	13	78	611	6	6.00	7.83	47.00
24. Mickey Peters, Texas Tech	TE	SR	13	78	975	12	6.00	12.50	75.00
27. Mark Clayton, Oklahoma	WR	JR	14	83	1425	15	5.93	17.17	101.79
28. Rashaun Woods, Oklahoma St.	WR	SR	13	77	1367	15	5.92	17.75	105.15
28. Nehemiah Glover, Texas Tech	WR	JR	13	77	1081	9	5.92	14.04	83.15
28. Chris Collins, Mississippi	WR	SR	13	77	949	7	5.92	12.32	73.00
28. John Standeford, Purdue	WR	SR	13	77	1150	4	5.92	14.94	88.46
28. Samie Parker, Oregon	WR	SR	13	77	1088	7	5.92	14.13	83.69
33. Jarwarski Pollock, North Carolina	WR	JR	12	71	745	1	5.92	10.49	62.08
34. J.R. Russell, Louisville	WR	SR	13	75	1213	8	5.77	16.17	93.31
34. Carlos Francis, Texas Tech	WR	SR	13	75	1177	9	5.77	15.69	90.54
36. Ryan McGuffey, Wyoming	WR	SR	12	68	815	5	5.67	11.99	67.92
37. Craig Bragg, UCLA	WR	JR	13	73	1065	5	5.62	14.59	81.92
38. Michael Clayton, LSU	WR	JR	14	78	1079	10	5.57	13.83	77.07
39. Tuati Wooden, San Jose St.	WR	SR	11	61	781	2	5.55	12.80	71.00
40. David Anderson, Colorado St.	WR	SO	13	72	1293	9	5.54	17.96	99.46
41. Jeffrey Webb, San Diego St.	WR	SO	10	55	706	4	5.50	12.84	70.60
42. Roydell Williams, Tulane	WR	JR	12	66	1006	9	5.50	15.24	83.83
42. Matt Cherry, Akron	WR	SR	12	66	904	4	5.50	13.70	75.33
42. Josh Davis, Marshall	WR	JR	12	66	818	6	5.50	12.39	68.17
42. Derek Hagan, Arizona St.	WR	SO	12	66	1076	9	5.50	16.30	89.67
46. Earvin Johnson, UNLV	WR	JR	11	60	834	4	5.45	13.90	75.82
47. Shaun Feldeisen, Connecticut	WR	SR	12	65	860	7	5.42	13.23	71.67
47. Tavaris Capers, UCF	WR	JR	12	65	578	7	5.42	8.89	48.17
49. Kevin Youngblood, Clemson	WR	SR	13	70	897	2	5.38	12.81	69.00
49. Heath Miller, Virginia	TE	SO	13	70	835	6	5.38	11.93	64.23
49. Roy Williams, Texas	WR	SR	13	70	1079	9	5.38	15.41	83.00
52. Keary Colbert, Southern California	WR	SR	13	69	1013	9	5.31	14.68	77.92
52. Tramain Hall, North Carolina St.	WR	SO	13	69	799	7	5.31	11.58	61.46
54. Malcom Floyd, Wyoming	WR	SR	12	63	834	6	5.25	13.24	69.50
54. Derek McCoy, Colorado	WR	SR	12	63	883	11	5.25	14.02	73.58

Rank, Player	Pos	Cl	Gm	Ct	Yds	TD	Rec/ Gm	Yds/ Ct	Yds/ Gm
56. Kelvin Hayden, Illinois	WR	JR	10	52	592	3	5.20	11.38	59.20
57. Steve Odom, Toledo	WR	FR	12	62	838	6	5.17	13.52	69.83
57. Skyler Fulton, Arizona St.	WR	SR	12	62	901	10	5.17	14.53	75.08
57. Mack Vincent, La.-Monroe	WR	SR	12	62	700	9	5.17	11.29	58.33
57. Frederick Stamps, La.-Lafayette	WR	SR	12	62	973	7	5.17	15.69	81.08
57. Justin Jenkins, Mississippi St.	WR	SR	12	62	880	9	5.17	14.19	73.33
62. Tim Gilligan, Boise St.	WR	SR	13	67	1192	6	5.15	17.79	91.69
63. Jeremiah Cockheran, Hawaii	WR	SR	12	61	997	9	5.08	16.34	83.08
64. Jamall Broussard, San Jose St.	WR	SR	11	55	715	1	5.00	13.00	65.00
65. Aaron Alexander, Army	WR	JR	13	64	861	6	4.92	13.45	66.23
65. Lee Evans, Wisconsin	WR	SR	13	64	1213	13	4.92	18.95	93.31
67. Charles Frederick, Washington	WR	JR	12	59	831	5	4.92	14.08	69.25
68. Alvin Pearman, Virginia	RB	JR	13	63	518	4	4.85	8.22	39.85
69. Michael Larkin, Miami (Ohio)	WR	JR	14	67	832	11	4.79	12.42	59.43
70. Derrick Hamilton, Clemson	WR	JR	13	62	1026	10	4.77	16.55	78.92
71. Ronshay Jenkins, New Mexico St.	WR	SR	12	57	928	4	4.75	16.28	77.33
71. Nick Sparks, Akron	WR	SR	12	57	740	4	4.75	12.98	61.67
73. Tres Moses, Rutgers	WR	JR	11	52	536	5	4.73	10.31	48.73
74. Orlando Winston, Idaho	WR	SR	12	56	800	7	4.67	14.29	66.67
74. Greg Jennings, Western Mich.	WR	SO	12	56	1050	14	4.67	18.75	87.50
74. Chris Pittman, Colorado St.	WR	SR	12	56	739	4	4.67	13.20	61.58
77. Vincent Marshall, Houston	WR	SO	13	60	812	7	4.62	13.53	62.46
77. Kellen Winslow, Miami (Fla.)	TE	JR	13	60	605	1	4.62	10.08	46.54
79. Charles Sharon, Bowling Green	WR	SO	13	59	887	10	4.54	15.03	68.23
80. Bernard Berrian, Fresno St.	WR	SR	14	63	668	4	4.50	10.60	47.71
81. Reggie Harrell, TCU	WR	JR	13	58	1012	2	4.46	17.45	77.85
82. Maurice Avery, Memphis	WR	SO	11	49	742	8	4.45	15.14	67.45
83. D.J. Curry, Louisiana Tech	WR	SR	12	53	668	6	4.42	12.60	55.67
83. Toby Christensen, Brigham Young	WR	SR	12	53	547	4	4.42	10.32	45.58
83. Brian Leonard, Rutgers	RB	SO	12	53	488	5	4.42	9.21	40.67
86. Agim Shabaj, Michigan St.	WR	SO	13	57	692	5	4.38	12.14	53.23
86. Charles Gordon, Kansas	WR	FR	13	57	769	5	4.38	13.49	59.15
88. Mewelde Moore, Tulane	RB	SR	9	39	408	4	4.33	10.46	45.33
88. Carey Davis, Illinois	RB	SR	9	39	236	1	4.33	6.05	26.22
90. Aiese Currie, Clemson	WR	JR	10	43	560	4	4.30	13.02	56.00
91. Phil Goodman, Temple	WR	JR	11	47	678	5	4.27	14.43	61.64
92. James Terry, Kansas St.	WR	SR	15	64	1232	13	4.27	19.25	82.13
93. O'Neil Wilson, Connecticut	WR	SR	12	51	655	9	4.25	12.84	54.58
93. Derek Abney, Kentucky	WR	SR	12	51	616	5	4.25	12.08	51.33
93. Craphonso Thorpe, Florida St.	WR	JR	12	51	994	11	4.25	19.49	82.83
96. Ernest Wilford, Virginia Tech	WR	SR	13	55	886	3	4.23	16.11	68.15
96. Michael Jenkins, Ohio St.	WR	SR	13	55	834	7	4.23	15.16	64.15
96. Brandon Middleton, Houston	WR	SR	13	55	1250	14	4.23	22.73	96.15
99. George Wilson, Arkansas	WR	SR	12	50	900	6	4.17	18.00	75.00
99. Shawn Tucker, Rutgers	WR	SO	12	50	726	2	4.17	14.52	60.50
99. Miquel Irvin, Akron	WR	SR	12	50	588	3	4.17	11.76	49.00

Receiving Yards Per Game

Min. 75 Pct. of Team's Games Played

Rank, Player	Pos	Cl	Gm	Ct	Yds	TD	Rec/ Gm	Yds/ Ct	Yds/ Gm
1. Larry Fitzgerald, Pittsburgh	WR	SO	13	92	1672	22	7.08	18.17	128.62
2. Geoff McArthur, California	WR	JR	13	85	1504	10	6.54	17.69	115.69
3. James Newson, Oregon St.	WR	SR	12	81	1306	3	6.75	16.12	108.83
4. Martin Nance, Miami (Ohio)	WR	JR	14	90	1498	11	6.43	16.64	107.00
5. Kerry Wright, Middle Tenn.	WR	JR	12	73	1280	9	6.08	17.53	106.67
6. Jerricho Cotchery, North Carolina St.	WR	SR	13	86	1369	10	6.62	15.92	105.31
7. Rashaun Woods, Oklahoma St.	WR	SR	13	77	1367	15	5.92	17.75	105.15
8. Chad Owens, Hawaii	WR	JR	11	85	1134	9	7.73	13.34	103.09
9. Mark Clayton, Oklahoma	WR	JR	14	83	1425	15	5.93	17.17	101.79
10. Mike Williams, Southern California	WR	SO	13	95	1314	16	7.31	13.83	101.08
11. Lance Moore, Toledo	WR	JR	12	103	1194	9	8.58	11.59	99.50
12. David Anderson, Colorado St.	WR	SO	13	72	1293	9	5.54	17.96	99.46
13. Brandon Middleton, Houston	WR	SR	13	55	1250	14	4.23	22.73	96.15
14. J.R. Russell, Louisville	WR	SR	13	75	1213	8	5.77	16.17	93.31
14. Lee Evans, Wisconsin	WR	SR	13	64	1213	13	4.92	18.95	93.31
16. Reggie Williams, Washington	WR	JR	12	89	1109	8	7.42	12.46	92.42
17. Tim Gilligan, Boise St.	WR	SR	13	67	1192	6	5.15	17.79	91.69
18. Carlos Francis, Texas Tech	WR	SR	13	75	1177	9	5.77	15.69	90.54
19. Derek Hagan, Arizona St.	WR	SO	12	66	1076	9	5.50	16.30	89.67
20. Dante Ridgeway, Ball St.	WR	SO	12	89	1075	10	7.42	12.08	89.58
21. John Standeford, Purdue	WR	SR	13	77	1150	4	5.92	14.94	88.46
22. Jonathan Smith, Georgia Tech	WR	SR	13	78	1138	5	6.00	14.59	87.54
22. Braylon Edwards, Michigan	WR	JR	13	85	1138	14	6.54	13.39	87.54
24. Greg Jennings, Western Mich.	WR	SO	12	56	1050	14	4.67	18.75	87.50
25. P.J. Fleck, Northern Ill.	WR	SR	12	77	1028	6	6.42	13.35	85.67
26. Kendrick Mosley, Western Mich.	WR	SR	12	77	1019	6	6.42	13.23	84.92
27. Wes Welker, Texas Tech	WR	SR	13	97	1099	9	7.46	11.33	84.54
28. D.J. Hackett, Colorado	WR	SR	12	78	1013	7	6.50	12.99	84.42

Rank, Player	Pos	Cl	Gm	Ct	Yds	TD	Rec/ Gm	Yds/ Ct	Yds/ Gm
29. Roydell Williams, Tulane.....	WR	JR	12	66	1006	9	5.50	15.24	83.83
29. Chris Henry, West Virginia.....	WR	SO	12	41	1006	10	3.42	24.54	83.83
31. Samie Parker, Oregon.....	WR	SR	13	77	1088	7	5.92	14.13	83.69
32. Nehemiah Glover, Texas Tech.....	WR	JR	13	77	1081	9	5.92	14.04	83.15
33. Jeremiah Cockheran, Hawaii.....	WR	SR	12	61	997	9	5.08	16.34	83.08
34. Roy Williams, Texas.....	WR	SR	13	70	1079	9	5.38	15.41	83.00
35. Craphonso Thorpe, Florida St.....	WR	JR	12	51	994	11	4.25	19.49	82.83
36. James Terry, Kansas St.....	WR	SR	15	64	1232	13	4.27	19.25	82.13
37. Craig Bragg, UCLA.....	WR	JR	13	73	1065	5	5.62	14.59	81.92
38. Cole Magner, Bowling Green.....	WR	JR	14	99	1138	10	7.07	11.49	81.29
39. Frederick Stamps, La.-Lafayette.....	WR	SR	12	62	973	7	5.17	15.69	81.08
40. Darius Watts, Marshall.....	WR	SR	12	74	968	11	6.17	13.08	80.67
41. Derrick Hamilton, Clemson.....	WR	JR	13	62	1026	10	4.77	16.55	78.92
42. Mike Hass, Oregon St.....	WR	SO	13	44	1013	7	3.38	23.02	77.92
42. Keary Colbert, Southern California.....	WR	SR	13	69	1013	9	5.31	14.68	77.92
44. Reggie Harrell, TCU.....	WR	JR	13	58	1012	2	4.46	17.45	77.85
45. Ronshay Jenkins, New Mexico St.....	WR	SR	12	57	928	4	4.75	16.28	77.33
46. Michael Clayton, LSU.....	WR	JR	14	78	1079	10	5.57	13.83	77.07
47. Earvin Johnson, UNLV.....	WR	JR	11	60	834	4	5.45	13.90	75.82
48. Jared Ellerson, Minnesota.....	WR	SO	12	44	909	5	3.67	20.66	75.75
49. Matt Cherry, Akron.....	WR	SR	12	66	904	4	5.50	13.70	75.33
50. Skyler Fulton, Arizona St.....	WR	SR	12	62	901	10	5.17	14.53	75.08
51. George Wilson, Arkansas.....	WR	SR	12	50	900	6	4.17	18.00	75.00
51. Mickey Peters, Texas Tech.....	TE	SR	13	78	975	12	6.00	12.50	75.00
53. Terrance Copper, East Caro.....	WR	SR	12	87	897	2	7.25	10.31	74.75
54. Derek McCoy, Colorado.....	WR	SR	12	63	883	11	5.25	14.02	73.58
55. Paris Warren, Utah.....	WR	JR	11	76	809	4	6.91	10.64	73.55
56. Justin Jenkins, Mississippi St.....	WR	SR	12	62	880	9	5.17	14.19	73.33
57. Chris Cooley, Utah St.....	TE	SR	10	62	732	6	6.20	11.81	73.20
58. Chris Collins, Mississippi.....	WR	SR	13	77	949	7	5.92	12.32	73.00
59. Zamir Cobb, Temple.....	WR	SR	12	74	866	5	6.17	11.70	72.17
60. Demetrius Williams, Oregon.....	WR	SO	13	51	935	8	3.92	18.33	71.92
61. Shaun Feldeisen, Connecticut.....	WR	SR	12	65	860	7	5.42	13.23	71.67
62. Tuati Wooden, San Jose St.....	WR	SR	11	61	781	2	5.55	12.80	71.00
63. Jeffrey Webb, San Diego St.....	WR	SO	10	55	706	4	5.50	12.84	70.60
64. Roddy White, UAB.....	WR	JR	12	39	844	7	3.25	21.64	70.33
65. Steve Odom, Toledo.....	WR	FR	12	62	838	6	5.17	13.52	69.83
66. Malcom Floyd, Wyoming.....	WR	SR	12	63	834	6	5.25	13.24	69.50
67. Charles Frederick, Washington.....	WR	JR	12	59	831	5	4.92	14.08	69.25
68. Kevin Youngblood, Clemson.....	WR	SR	13	70	897	2	5.38	12.81	69.00
69. Charles Sharon, Bowling Green.....	WR	SO	13	59	887	10	4.54	15.03	68.23
70. Josh Davis, Marshall.....	WR	JR	12	66	818	6	5.50	12.39	68.17
71. Ernest Wilford, Virginia Tech.....	WR	SR	13	55	886	3	4.23	16.11	68.15
72. Ryan McGuffey, Wyoming.....	WR	SR	12	68	815	5	5.67	11.99	67.92
73. Maurice Avery, Memphis.....	WR	SO	11	49	742	8	4.45	15.14	67.45
74. Orlando Winston, Idaho.....	WR	SR	12	56	800	7	4.67	14.29	66.67
75. Johnnie Morant, Syracuse.....	WR	SR	12	46	799	5	3.83	17.37	66.58
76. Aaron Alexander, Army.....	WR	JR	13	64	861	6	4.92	13.45	66.23
77. Darrell Dowery, Kent St.....	WR	JR	12	41	783	4	3.42	19.10	65.25
78. Jamall Broussard, San Jose St.....	WR	SR	11	55	715	1	5.00	13.00	65.00
79. Lane Danielsen, Iowa St.....	WR	SR	12	46	772	5	3.83	16.78	64.33
79. Jason Avant, Michigan.....	WR	SO	12	47	772	2	3.92	16.43	64.33
81. Heath Miller, Virginia.....	TE	SO	13	70	835	6	5.38	11.93	64.23
81. Taylor Stubblefield, Purdue.....	WR	JR	13	86	835	3	6.62	9.71	64.23
83. Michael Jenkins, Ohio St.....	WR	SR	13	55	834	7	4.23	15.16	64.15
84. Devard Darling, Washington St.....	WR	JR	13	50	830	7	3.85	16.60	63.85
85. Terrence Murphy, Texas A&M.....	WR	JR	12	44	762	0	3.67	17.32	63.50
86. Aaron Hosack, Minnesota.....	WR	SR	13	51	814	8	3.92	15.96	62.62
87. Jason Anderson, Wake Forest.....	WR	JR	12	44	751	6	3.67	17.07	62.58
88. Vincent Marshall, Houston.....	WR	SO	13	60	812	7	4.62	13.53	62.46
89. Jovon Bouknight, Wyoming.....	WR	SO	12	47	746	7	3.92	15.87	62.17
90. Jarwarski Pollock, North Carolina.....	WR	JR	12	71	745	1	5.92	10.49	62.08
91. Nick Sparks, Akron.....	WR	SR	12	57	740	4	4.75	12.98	61.67
92. Phil Goodman, Temple.....	WR	JR	11	47	678	5	4.27	14.43	61.64
93. Chris Pittman, Colorado St.....	WR	SR	12	56	739	4	4.67	13.20	61.58
94. Devery Henderson, LSU.....	WR	SR	14	53	861	11	3.79	16.25	61.50
95. Tramain Hall, North Carolina St.....	WR	SO	13	69	799	7	5.31	11.58	61.46
96. Shawn Tucker, Rutgers.....	WR	SO	12	50	726	2	4.17	14.52	60.50
97. Keron Henry, Connecticut.....	QB	JR	11	39	662	4	3.55	16.97	60.18
98. Dwight Counter, New Mexico.....	WR	SR	13	31	776	6	2.38	25.03	59.69
99. Michael Larkin, Miami (Ohio).....	WR	JR	14	67	832	11	4.79	12.42	59.43
100. Kelvin Hayden, Illinois.....	WR	JR	10	52	592	3	5.20	11.38	59.20

Interceptions

Min. 75 Pct. of Team's Games Played

Rank, Player	Pos	Cl	Gm	Int	Yds	TDs	Int/Gm
1. Sean Taylor, Miami (Fla.).....	DB	JR	12	10	184	3	.83
2. Josh Bullocks, Nebraska.....	DB	SO	13	10	154	0	.77
3. Derrick Ansley, Troy St.....	DB	JR	12	9	74	1	.75
3. Jonathan Burke, Arkansas St.....	DB	SR	12	9	120	0	.75
5. Keiwan Ratliff, Florida.....	DB	SR	13	9	182	2	.69
6. J.R. Reed, South Fla.....	DB	SR	11	7	45	0	.64
7. Gerald Jones, San Jose St.....	DB	SR	11	6	178	2	.55

Rank, Player	Pos	Cl	Gm	Int	Yds	TDs	Int/Gm
8. Jim Leonhard, Wisconsin.....	DB	JR	13	7	98	0	.54
8. Erik Coleman, Washington St.....	DB	SR	13	7	22	0	.54
8. Will Poole, Southern California.....	DB	SO	13	7	70	1	.54
11. Rickey McKenzie, Akron.....	DB	SR	12	6	58	1	.50
11. Brandon Browner, Oregon St.....	DB	FR	12	6	74	1	.50
11. Randeew Drew, Northern Ill.....	DB	SR	12	6	81	0	.50
11. Janssen Patton, Bowling Green.....	DB	SR	14	7	84	0	.50
11. Derrick Johnson, Washington.....	DB	JR	12	6	62	1	.50
11. Corey Webster, LSU.....	DB	JR	14	7	60	0	.50
11. Jamaal Brimmer, UNLV.....	DB	JR	12	6	186	1	.50
11. Daven Holly, Cincinnati.....	DB	JR	12	6	58	1	.50

Rank	Player	Pos	Cl	Gm	Int	Yds	TDs	Int/Gm
11.	Darrent Williams, Oklahoma St.	DB	JR	12	6	130	2	.50
11.	Brodney Pool, Oklahoma	DB	SO	14	7	79	0	.50
11.	Justin Perkins, Connecticut	DB	JR	12	6	90	0	.50
22.	Nathan Vasher, Texas	DB	SR	13	6	12	0	.46
22.	Ryan Aycocock, Texas Tech	DB	SR	13	6	109	0	.46
22.	Almondo Curry, Virginia	DB	SR	13	6	133	1	.46
22.	Jovon Johnson, Iowa	DB	SO	13	6	81	0	.46
22.	Mitch Meeuwesen, Oregon St.	DB	JR	13	6	89	1	.46
22.	Jason David, Washington St.	DB	SR	13	6	144	2	.46
22.	Brian King, West Virginia	DB	SR	13	6	35	0	.46
29.	Terrance Washington, Utah St.	DB	FR	12	5	61	1	.42
29.	Anthony Smith, Syracuse	DB	SO	12	5	37	0	.42
29.	Sean Jones, Georgia	DB	JR	12	5	42	0	.42
29.	Brandon Hefflin, Toledo	DB	SR	12	5	26	0	.42
29.	Rob Lee, Northern Ill.	DB	JR	12	5	17	0	.42
29.	Chris Dixon, Wyoming	DB	SR	12	5	16	0	.42
29.	Sean Lucas, Tulane	DB	SO	12	5	51	0	.42
36.	James McGill, Kansas St.	DB	SR	15	6	40	0	.40
36.	Josh Smith, Navy	DB	JR	10	4	53	0	.40
36.	Markeith Knowlton, North Texas	DB	JR	10	4	38	0	.40
36.	Steven Moore, Oregon	DB	SR	10	4	11	0	.40
40.	James Butler, Georgia Tech	DB	JR	13	5	18	0	.38
40.	Lance Frazier, West Virginia	DB	SR	13	5	82	0	.38
40.	Bryan Heinz, Northwestern	DB	FR	13	5	12	0	.38
40.	Mark Walker, TCU	DB	JR	13	5	25	0	.38
44.	Travis Johnson, Mississippi	DB	SO	11	4	62	2	.36
44.	Vincent Meeks, Texas Tech	DB	SO	11	4	87	0	.36
44.	Oliver Fletcher, Tulsa	DB	FR	11	4	97	0	.36
44.	Justin Isom, Minnesota	DB	SR	11	4	47	0	.36
48.	John Busing, Miami (Ohio)	LB	SO	14	5	93	2	.36
48.	Wes Nurse, Boise St.	DB	SR	14	5	56	1	.36
50.	Muhammad Abdullah, Kentucky	DB	SO	12	4	6	0	.33
50.	Von Hutchins, Mississippi	DB	SR	12	4	5	0	.33
50.	Zach Norton, Cincinnati	DB	SR	12	4	62	0	.33
50.	Jaxson Appel, Texas A&M	DB	SO	12	4	109	1	.33
50.	Quentin Burrell, Notre Dame	DB	JR	12	4	18	0	.33
50.	Cedrick Williams, Kansas St.	DB	JR	15	5	-2	0	.33
50.	Jacob Elimimian, San Diego St.	DB	SO	12	4	106	1	.33
50.	Chris Harris, La.-Monroe	DB	JR	12	4	0	0	.33
50.	Willie Pope, Western Mich.	DB	JR	12	4	52	0	.33
50.	Lofa Tatupu, Southern California	LB	SO	12	4	126	1	.33
50.	Pete McBride, Temple	DB	JR	12	4	30	0	.33
50.	Alan Zemaitis, Penn St.	DB	SO	12	4	207	1	.33
62.	Jamaal Fudge, Clemson	DB	SO	13	4	66	0	.31
62.	Adam Jones, West Virginia	DB	SO	13	4	91	1	.31
62.	Marvin Ward, Northwestern	DB	JR	13	4	103	1	.31
62.	Charlie Peprah, Alabama	DB	SO	13	4	93	1	.31
62.	Charles Jones, Alabama	DB	SR	13	4	63	1	.31
62.	Aric Williams, Oregon St.	DB	JR	13	4	1	0	.31
62.	Virgil Williams, Washington St.	DB	SR	13	4	70	1	.31
62.	Will Blackmon, Boston College	DB	SO	13	4	21	0	.31
62.	Stuart Schweigert, Purdue	DB	SR	13	4	62	0	.31
62.	Jack Hunt, LSU	DB	SR	13	4	94	2	.31
62.	Derrick Johnson, Texas	LB	JR	13	4	92	1	.31
62.	Eddie Carthan, Navy	DB	SR	13	4	61	0	.31
62.	Fabian Washington, Nebraska	DB	SO	13	4	14	0	.31
62.	Lornell McPherson, Nebraska	DB	JR	13	4	11	0	.31
62.	Stanford Routt, Houston	DB	JR	13	4	44	0	.31
62.	Gabriel Fulbright, New Mexico	DB	SO	13	4	32	0	.31
62.	Brandon Ratcliff, New Mexico	DB	SR	13	4	69	0	.31
62.	Will Gulley, Houston	DB	SO	13	4	56	0	.31
62.	Ben Stratton, Colorado St.	DB	SO	13	4	35	1	.31
81.	Logan Carter, Nevada	LB	SO	10	3	51	1	.30
81.	Antonio Malone, Toledo	DB	SO	10	3	54	0	.30
83.	Darrell Hunter, Miami (Ohio)	DB	SO	14	4	95	1	.29
83.	Terna Nande, Miami (Ohio)	LB	SO	14	4	114	1	.29
83.	Kelvin Millhouse, Hawaii	DB	SR	14	4	28	1	.29
83.	Abraham Elimimian, Hawaii	DB	JR	14	4	17	0	.29
83.	Manuel Sanchez, Fresno St.	LB	SO	14	4	50	0	.29
83.	Chris Carr, Boise St.	DB	JR	14	4	0	0	.29
89.	Antoine Harris, Louisville	DB	JR	11	3	0	0	.27
89.	Greg Brooks, Southern Miss.	DB	SR	11	3	24	0	.27
89.	T.J. Wright, Ohio	DB	FR	11	3	119	0	.27
89.	Jason Shivers, Arizona St.	DB	JR	11	3	85	0	.27
89.	Ahmad Carroll, Arkansas	DB	JR	11	3	0	0	.27
89.	Riccardo Stewart, Arizona St.	DB	JR	11	3	19	1	.27
89.	Trevor Hooper, Stanford	DB	FR	11	3	66	0	.27
89.	Patrick Body, Toledo	DB	JR	11	3	61	0	.27
97.	Dominique Jacobs, New Mexico St.	DB	JR	12	3	52	0	.25
97.	Rodney Leisle, UCLA	DL	SR	12	3	55	1	.25
97.	Jarrad Page, UCLA	DB	SO	12	3	53	1	.25
97.	Evan Benjamin, Washington	DB	SO	12	3	22	0	.25
97.	Jimmy Newell, Washington	DB	JR	12	3	1	0	.25
97.	Kellen Pruitt, Syracuse	LB	SO	12	3	26	0	.25
97.	Gladstone Coke, Marshall	LB	SR	12	3	57	0	.25

Rank	Player	Pos	Cl	Gm	Int	Yds	TDs	Int/Gm
97.	Yaacov Yisrael, Penn St.	DB	SR	12	3	111	1	.25
97.	Ray Smith, Northern Ill.	DB	SO	12	3	44	0	.25
97.	Kevin Ford, Western Mich.	DB	SO	12	3	3	0	.25
97.	Eric King, Wake Forest	DB	JR	12	3	127	1	.25
97.	Madieue Williams, Maryland	DB	SR	12	3	10	0	.25
97.	Dominique Morris, Vanderbilt	DB	SO	12	3	54	1	.25
97.	Trawick Boger, Tulane	DB	JR	12	3	35	0	.25
97.	Justin Whitmore, UAB	DB	JR	12	3	29	0	.25
97.	Jeff Overstreet, Air Force	DB	SR	12	3	51	0	.25
97.	Eric Weddle, Utah	DB	FR	12	3	0	0	.25
97.	Nick Hawthorne, Nevada	DB	FR	12	3	42	0	.25
97.	Cam Hall, Boise St.	DB	SO	12	3	46	0	.25
97.	Aaron Francisco, Brigham Young	DB	JR	12	3	42	0	.25
97.	Jonas Rutledge, Southern Methodist	DB	SR	12	3	59	1	.25

Punting

Min. 75 Pct. of Team's Games Played, 3.6 Punts per Game

Rank	Player	Pos	Cl	G	Pnt	Yds	Avg	Punt/Gm
1.	Matt Prater, UCF	K	SO	12	58	2781	47.95	4.83
2.	Brandon Fields, Michigan St.	P	SO	13	62	2878	46.42	4.77
3.	Joel Stelly, La.-Monroe	K	SO	12	67	3099	46.25	5.58
4.	Arred Scroggs, Rice	P	FR	12	51	2341	45.90	4.25
5.	Ryan Plackemeier, Wake Forest	K	SO	12	57	2600	45.61	4.75
6.	Dustin Colquitt, Tennessee	P	JR	13	68	3081	45.31	5.23
7.	Kyle Larson, Nebraska	P	SR	13	66	2978	45.12	5.08
8.	Eric Wilbur, Florida	P	FR	13	66	2954	44.76	5.08
9.	Ryan Dougherty, East Caro.	P	FR	12	64	2846	44.47	5.33
10.	Steve Weatherford, Illinois	P	SO	11	46	2045	44.46	4.18
11.	Cody Ridgeway, Mississippi	P	JR	13	58	2561	44.16	4.46
12.	Andy Lee, Pittsburgh	P	SR	13	77	3399	44.14	5.92
13.	Bryce Benekos, UTEP	P	JR	13	70	3085	44.07	5.38
14.	Matt Payne, Brigham Young	K	JR	12	78	3433	44.01	6.50
15.	Adam Anderson, Western Mich.	P	JR	12	72	3162	43.92	6.00
16.	Brandon Hannum, Toledo	P	SR	12	44	1916	43.55	3.67
17.	Chris Beckman, Tulane	P	FR	12	65	2829	43.52	5.42
18.	Kyle Basler, Washington St.	P	SO	13	77	3351	43.52	5.92
19.	Gary Cook, UNLV	P	JR	12	83	3604	43.42	6.92
20.	Tim Parker, Arizona St.	P	SR	12	75	3252	43.36	6.25
21.	B.J. Sander, Ohio St.	P	SR	13	82	3553	43.33	6.31
22.	Cole Farden, Oklahoma St.	K	JR	13	52	2245	43.17	4.00
23.	Daniel Sepulveda, Baylor	P	FR	12	87	3750	43.10	7.25
24.	Brian Brandt, Central Mich.	P	SR	12	71	3058	43.07	5.92
25.	Brendan Carney, Syracuse	P	FR	12	60	2581	43.02	5.00
26.	Chris Kluwe, UCLA	P	JR	13	91	3908	42.95	7.00
27.	Kody Bliss, Auburn	P	FR	13	64	2748	42.94	4.92
28.	Eric Johnson, Stanford	P	SR	11	86	3687	42.87	7.82
29.	Austin Herbert, North Carolina St.	K	SR	13	53	2265	42.74	4.08
30.	Danny Baugher, Arizona	P	SO	12	76	3238	42.61	6.33
31.	John Torp, Colorado	P	SO	12	63	2679	42.52	5.25
32.	Luke Donovan, Wyoming	P	SR	12	63	2678	42.51	5.25
33.	Donnie Jones, LSU	P	SR	13	65	2757	42.42	5.00
34.	Thomas Olmsted, Troy St.	P	SO	12	78	3304	42.36	6.50
35.	Brent Slaton, Purdue	P	SR	13	78	3303	42.35	6.00
36.	Adam Podlesh, Maryland	P	FR	13	53	2241	42.28	4.08
37.	Ryan Downes, Idaho	P	SR	12	64	2702	42.22	5.33
38.	Jeff Babcock, Colorado St.	K	JR	13	50	2107	42.14	3.85
39.	Jesse Stein, Florida St.	P	SR	13	57	2401	42.12	4.38
40.	Luke Johnson, Southern Miss.	P	SO	13	79	3326	42.10	6.08
41.	Robert Billings, Middle Tenn.	P	SR	11	61	2568	42.10	5.55
42.	Adam Coles, Connecticut	P	SR	12	58	2435	41.98	4.83
43.	Jimmy McClary, Houston	P	SR	13	61	2560	41.97	4.69
44.	Jeremy Kapinos, Penn St.	P	FR	12	68	2850	41.91	5.67
45.	Blake Ferguson, Oklahoma	P	JR	14	56	2346	41.89	4.00
46.	Garth Erickson, Washington	P	SR	12	70	2925	41.79	5.83
47.	Anthony Thornton, Kentucky	P	JR	11	65	2715	41.77	5.91
48.	Seth Santoro, San Diego St.	P	SR	12	70	2915	41.64	5.83
49.	Jared Brite, Kansas St.	P	SR	15	68	2830	41.62	4.53
50.	Jared Cook, Mississippi St.	P	JR	9	41	1701	41.49	4.56
51.	Tony Yelk, Iowa St.	K	JR	10	73	3022	41.40	7.30
52.	Todd James, West Virginia	K	SR	13	74	3056	41.30	5.69
53.	Curtis Ansel, Kansas	P	SR	13	47	1937	41.21	3.62
54.	Parker Mullins, UAB	P	FR	12	72	2962	41.14	6.00
55.	David Bradley, Iowa	K	JR	13	79	3223	40.80	6.08
56.	Tyson Beattie, Indiana	P	FR	12	68	2773	40.78	5.67
57.	Bo Freelend, Alabama	P	JR	13	73	2976	40.77	5.62
58.	Dustin Upton, Louisiana Tech	P	SR	12	58	2363	40.74	4.83
59.	R.J. Morse, Wisconsin	P	JR	13	62	2521	40.66	4.77
60.	Trey McDonald, Duke	P	JR	12	55	2236	40.65	4.58
61.	Carl Tobey, Oregon St.	P	SR	13	71	2885	40.63	5.46
62.	Matt Kovacevich, Utah	P	JR	12	63	2558	40.60	5.25
63.	Brandon Baker, South Fla.	P	SO	11	74	3002	40.57	6.73
64.	Josh Brown, South Carolina	K	SO	11	46	1863	40.50	4.18
65.	Brad Kadlubar, North Texas	K	JR	13	73	2951	40.42	5.62

Rank	Player	Pos	Cl	G	Pnt	Yds	Avg	Punt/ Gm
66.	Joshua Brazen, Kent St.	P	SO	12	66	2665	40.38	5.50
67.	Ben Chaet, Utah St.	K	SO	12	71	2860	40.28	5.92
68.	Kyle Stringer, Boise St.	P	FR	14	60	2415	40.25	4.29
69.	David Rysko, Eastern Mich.	P	SR	12	81	3260	40.25	6.75
70.	Anthony Gallagher, Northern Ill.	P	SR	12	63	2533	40.21	5.25
71.	Derek Jones, Nevada	P	SR	12	71	2847	40.10	5.92
72.	Tyler Fredrickson, California	P	SR	14	57	2281	40.02	4.07
73.	Adam Finley, Michigan	P	JR	13	53	2120	40.00	4.08
74.	Mike McLaughlin, Temple	P	SO	12	51	2035	39.90	4.25
75.	Brian Huffman, Northwestern	P	JR	13	72	2872	39.89	5.54
76.	Jacob Skinner, Arkansas	P	FR	13	52	2074	39.88	4.00
77.	Jeff Gomulinski, Boston College	P	JR	13	66	2630	39.85	5.08
78.	Matthew Miller, Ohio	P	SO	12	52	2070	39.81	4.33
79.	Vinnie Burns, Virginia Tech	P	JR	13	57	2267	39.77	4.38
80.	Kurt Milne, Hawaii	P	FR	13	63	2501	39.70	4.85
81.	Brent Moody, Louisville	P	FR	12	51	2018	39.57	4.25
82.	Jarod Little, Arkansas St.	K	FR	12	78	3085	39.55	6.50
83.	Brandon Roberson, Memphis	P	JR	12	50	1975	39.50	4.17
84.	Abtin Iranmanesh, Vanderbilt	K	SR	12	69	2723	39.46	5.75
85.	Joe Radigan, Rutgers	P	SO	12	60	2360	39.33	5.00
86.	Steven Smith, New Mexico St.	P	JR	10	38	1490	39.21	3.80
87.	Grant Autrey, La.-Lafayette	P	SR	12	77	3014	39.14	6.42
88.	Gordon Ely-Kelso, Georgia	P	FR	14	66	2571	38.95	4.71
89.	John Brazziel, TCU	P	JR	13	66	2568	38.91	5.08
90.	Chet Ervin, Cincinnati	K	SO	12	63	2451	38.90	5.25
91.	Tyler Gaus, New Mexico	P	SO	13	71	2748	38.70	5.46
92.	Cole Chason, Clemson	K	FR	13	58	2238	38.59	4.46
93.	Bryce Partridge, San Jose St.	P	SR	11	57	2189	38.40	5.18
94.	Ryan Mentzel, Southern Methodist	P	SO	12	76	2912	38.32	6.33
95.	Mike Lingua, Fresno St.	P	FR	14	84	3215	38.27	6.00
96.	Alex Bradford, Army	P	JR	11	76	2897	38.12	6.91
97.	Dominic Milano, Buffalo	K	JR	12	79	2977	37.68	6.58
98.	Philip Ems, Ball St.	K	SO	12	64	2389	37.33	5.33
99.	Paul Martinez, Oregon	P	FR	13	72	2664	37.00	5.54
100.	Jacob Young, Texas A&M	P	JR	11	45	1663	36.96	4.09

Kickoff Returns

Rank	Player	Pos	Cl	G	Kret	Yds	TDs	Avg	Ret/ Gm
1.	Michael Waddell, North Carolina	CB	SR	11	15	475	1	31.67	1.36
1.	J.R. Reed, South Fla.	DB	SR	11	18	570	1	31.67	1.64
3.	Mike Imoh, Virginia Tech	RB	SO	12	18	549	1	30.50	1.50
4.	John Eubanks, Southern Miss.	DB	SO	13	17	499	1	29.35	1.31
5.	Dexter Wynn, Colorado St.	DB	SR	13	27	782	0	28.96	2.08
6.	Devin Hester, Miami (Fla.)	WR	FR	10	18	517	1	28.72	1.80
7.	Senterrio Landrum, Duke	WR	JR	12	25	709	0	28.36	2.08
8.	Kendrick Starling, San Jose St.	WR	SR	10	20	562	0	28.10	2.00
9.	Charles Estes, La.-Monroe	WR	JR	11	36	988	1	27.44	3.27
10.	Reggie Bush, Southern California	RB	FR	13	18	492	1	27.33	1.38
11.	DeAndra Cobb, Michigan St.	CB	JR	13	28	763	3	27.25	2.15
12.	Terrence Murphy, Texas A&M	WR	JR	12	23	626	0	27.22	1.92
13.	Jonas Rutledge, Southern Methodist	DB	SR	12	29	782	0	26.97	2.42
14.	Maurice Drew, UCLA	RB	FR	13	20	533	2	26.65	1.54
15.	Chris Carr, Boise St.	DB	JR	14	27	710	0	26.30	1.93
16.	Adam Jones, West Virginia	DB	SO	13	33	867	1	26.27	2.54
17.	Ricky Wilson, Houston	DB	FR	13	23	600	1	26.09	1.77
18.	Mike Mason, North Carolina	WR	FR	12	25	651	1	26.04	2.08
19.	Josh Davis, Nebraska	RB	SR	13	23	596	0	25.91	1.77
20.	Laurence Maroney, Minnesota	RB	FR	13	16	413	1	25.81	1.23
21.	Nathan Jones, Rutgers	DB	SR	12	19	489	1	25.74	1.58
22.	Will Blackmon, Boston College	DB	SO	13	36	922	0	25.61	2.77
23.	Bo Nagahi, Utah	DB	JR	12	20	511	0	25.55	1.67
24.	Jamil Porter, Temple	RB	JR	12	22	560	0	25.45	1.83
25.	Luther Huggins, UCF	WR	JR	12	25	636	0	25.44	2.08
26.	Jahmal Fenner, UTEP	DB	JR	10	20	506	0	25.30	2.00
27.	Johnnie Mack, Texas Tech	RB	JR	13	22	546	0	24.82	1.69
28.	Kenny Washington, Oregon	RB	JR	13	23	570	1	24.78	1.77
29.	Willie Andrews, Baylor	DB	SO	12	26	641	0	24.65	2.17
30.	Jeremy Bloom, Colorado	WR	SO	12	24	589	1	24.54	2.00
31.	Justin Miller, Clemson	DB	SO	13	17	417	0	24.53	1.31
32.	Selvin Young, Texas	RB	SO	11	18	439	1	24.39	1.64
33.	Howard Jackson, UTEP	RB	JR	13	25	609	0	24.36	1.92
34.	Bernard Berrian, Fresno St.	WR	SR	14	26	631	0	24.27	1.86
35.	Brett Cooper, Brigham Young	WR	FR	9	18	435	0	24.17	2.00
36.	Derek Abney, Kentucky	WR	SR	12	32	772	0	24.13	2.67
37.	Shirdonya Mitchell, Missouri	WR	SR	13	22	530	0	24.09	1.69
38.	Rod Bryant, Idaho	DB	SR	10	13	311	1	23.92	1.30
39.	Trestin George, San Jose St.	DB	SO	11	18	429	1	23.83	1.64
40.	William White, Army	WR	JR	12	33	785	0	23.79	2.75

Rank	Player	Pos	Cl	G	Kret	Yds	TDs	Avg	Ret/ Gm
41.	Greg Heaggans, Kansas	WR	SO	11	28	665	0	23.75	2.55
42.	Jovon Bouknight, Wyoming	WR	SO	12	26	616	0	23.69	2.17
43.	Antonio Cromartie, Florida St.	DB	FR	13	24	568	0	23.67	1.85
44.	Terrell Allen, Pittsburgh	WR	FR	12	25	591	0	23.64	2.08
45.	Ibrahim Halsey, Illinois	RB	SO	9	16	378	0	23.63	1.78
46.	Eric Newman, Louisiana Tech	WR	SO	11	31	732	0	23.61	2.82
47.	Nick Turner, Mississippi St.	RB	SO	12	24	565	0	23.54	2.00
48.	John West, Hawaii	RB	SR	14	19	446	0	23.47	1.36
49.	Steve Suter, Maryland	WR	JR	12	15	351	0	23.40	1.25
50.	Fred Reid, Mississippi St.	RB	JR	12	25	577	1	23.08	2.08
51.	Jamie Goodwin, Akron	WR	SO	12	37	853	1	23.05	3.08
52.	Gill Byrd, New Mexico St.	DB	FR	12	15	339	0	22.60	1.25
53.	Lance Bennett, Indiana	RB	FR	12	18	405	0	22.50	1.50
54.	Johnnie Morant, Syracuse	WR	SR	12	18	403	0	22.39	1.50
55.	Joe Killpack, Utah St.	CB	FR	9	11	246	0	22.36	1.22
56.	Kenny Scott, Georgia Tech	DB	FR	13	35	778	0	22.23	2.69
57.	Cory Rodgers, TCU	WR	FR	13	23	509	0	22.13	1.77
58.	Nick Sebes, Stanford	WR	JR	10	19	420	0	22.11	1.90
59.	Ramon Ochoa, Iowa	WR	SR	13	18	396	0	22.00	1.38
60.	Kwane Doster, Vanderbilt	RB	SO	11	26	571	0	21.96	2.36
61.	Jerome Brooks, Purdue	RB	FR	13	32	701	0	21.91	2.46
62.	Matt Miller, Idaho	WR	JR	9	23	503	0	21.87	2.56
63.	Fred Smith, Tulane	WR	FR	12	38	830	1	21.84	3.17
64.	Lance Moore, Toledo	WR	JR	12	21	456	0	21.71	1.75
65.	Sammy Moore, Washington St.	WR	SR	13	33	715	1	21.67	2.54
66.	Vontez Duff, Notre Dame	DB	SR	12	16	346	0	21.63	1.33
67.	Brandon Williams, Wisconsin	WR	SO	13	29	626	0	21.59	2.23
68.	Greg Jennings, Western Mich.	WR	SO	12	31	669	0	21.58	2.58
69.	Roshawn Pope, Houston	DB	SO	13	22	474	0	21.55	1.69
70.	Randee Drew, Northern Ill.	DB	SR	12	27	581	0	21.52	2.25
71.	Lance Young, Iowa St.	WR	SR	12	19	408	0	21.47	1.58
72.	Antonio King, Kent St.	LB	JR	12	25	534	0	21.36	2.08
73.	Brandon Young, Connecticut	WR	SO	9	11	233	0	21.18	1.22
74.	Damarcus Fox, East Caro.	WR	JR	12	18	376	1	20.89	1.50
75.	Toris Rutledge, Troy St.	WR	SO	11	16	333	0	20.81	1.45
76.	Kay-Jay Harris, West Virginia	RB	JR	12	18	372	0	20.67	1.50
77.	Dave Dawson, Buffalo	RB	SO	12	28	578	0	20.64	2.33
78.	Andre Caldwell, Florida	WR	FR	12	22	454	0	20.64	1.83
79.	Jerry Seymour, Central Mich.	RB	FR	9	16	330	0	20.63	1.78
80.	Willie Idlette, Wake Forest	WR	FR	12	20	410	0	20.50	1.67
81.	Corey Larkins, Tennessee	RB	JR	13	19	387	0	20.37	1.46
82.	Larry Bostic, Ball St.	RB	SO	12	28	565	0	20.18	2.33
83.	Tyrone Walker, Western Mich.	WR	JR	11	15	301	0	20.07	1.36
84.	Jason Southall, UAB	WR	SR	12	22	440	0	20.00	1.83
85.	Cedric Washington, Arkansas	QB	FR	13	25	497	0	19.88	1.92
86.	Cole Magner, Bowling Green	WR	JR	14	18	357	0	19.83	1.29
87.	Robert Jones, Oklahoma St.	DB	JR	13	17	335	0	19.71	1.31
88.	Lamont Reid, North Carolina St.	DB	JR	11	14	275	0	19.64	1.27
89.	Justin Harper, Central Mich.	WR	SO	12	33	646	0	19.58	2.75
90.	Broderick Clark, Louisville	WR	SO	11	42	821	0	19.55	3.82
91.	Chris Norwood, Louisiana Tech	WR	SR	12	15	293	0	19.53	1.25
92.	Makonnen Fenton, Temple	RB	SO	10	24	468	0	19.50	2.40
92.	Dominique Dorsey, UNLV	RB	JR	12	18	351	0	19.50	1.50
92.	David Banks-Burse, Iowa St.	WR	SO	10	16	312	0	19.50	1.60
95.	Matthew Thomas, South Carolina	WR	JR	11	22	422	0	19.18	2.00
96.	James Bethea, California	DB	SR	14	34	644	0	18.94	2.43
97.	Robert Tillman, East Caro.	RB	FR	11	14	265	0	18.93	1.27
98.	Marcus Mason, Illinois	RB	FR	9	11	208	0	18.91	1.22
99.	Trumaine Riley, Eastern Mich.	WR	FR	12	41	770	0	18.78	3.42
100.	Calvin Lowry, Penn St.	DB	SO	12	16	300	0	18.75	1.33
100.	Chris Kelley, Memphis	WR	JR	10	12	225	0	18.75	1.20

Field Goals

Min. 75 Pct. of Team's Games Played

Rank	Player	Pos	Cl	G	FGA	FGM	Avg	FG/ Gm
1.	Billy Bennett, Georgia	K	SR	14	38	31	.816	2.21
2.	Nick Browne, TCU	K	SR	13	33	28	.848	2.15
3.	Drew Dunning, Washington St.	K	SR	13	31	27	.871	2.08
4.	Ben Jones, Purdue	K	SO	13	30	25	.833	1.92
4.	Jonathan Nichols, Mississippi	K	JR	13	29	25	.862	1.92
6.	Nick Novak, Maryland	K	JR	13	32	24	.750	1.85
7.	Connor Hughes, Virginia	K	SO	13	25	23	.920	1.77
8.	Steve Azar, Northern Ill.	K	SR	12	26	21	.808	1.75
8.	Josh Scobee, Louisiana Tech	K	SR	12	31	21	.677	1.75
10.	Jon Peattie, Miami (Fla.)	P	FR	13	28	22	.786	1.69
10.	David Rayner, Michigan St.	K	JR	1				



TCU Sports Information

Nick Browne, TCU

Rank	Player	Pos	Cl	G	FGA	FGM	FG/ Avg	Gm
14.	Kirk Yliniemi, Oregon St.....	K	SR	12	23	19	.826	1.58
15.	Nate Kaeding, Iowa.....	K	SR	13	21	20	.952	1.54
16.	Brett Visintainer, Fresno St.....	K	JR	14	28	21	.750	1.50
16.	J.C. Mejia, San Diego St.....	K	SR	12	29	18	.621	1.50
18.	Xavier Beitia, Florida St.....	K	JR	13	25	19	.760	1.46
18.	Ryan Killeen, Southern California.....	K	JR	13	24	19	.792	1.46
18.	Stephen Gostkowski, Memphis.....	K	SO	13	29	19	.655	1.46
21.	Nick Hayes, UAB.....	K	JR	12	20	17	.850	1.42
21.	Todd Pegram, Texas A&M.....	K	SO	12	22	17	.773	1.42
23.	Aaron Hunt, Clemson.....	K	SR	13	26	18	.692	1.38
24.	Tyler Jones, Boise St.....	K	JR	14	25	19	.760	1.36
24.	Trey DiCarlo, Oklahoma.....	K	SO	14	22	19	.864	1.36
26.	Travis Mayle, Kent St.....	K	SO	12	24	16	.667	1.33
27.	Dan Burnett, Georgia Tech.....	K	SR	13	21	17	.810	1.31
27.	James Wilhoit, Tennessee.....	K	FR	13	24	17	.708	1.31
29.	Jason Swiger, Akron.....	K	SO	11	20	14	.700	1.27
29.	Dallas Pelz, Buffalo.....	K	SR	11	17	14	.824	1.27
31.	Mike Nugent, Ohio St.....	K	JR	13	19	16	.842	1.23
31.	Luke Phillips, Oklahoma St.....	K	SR	13	18	16	.889	1.23
31.	Brian Bostick, Alabama.....	K	JR	13	24	16	.667	1.23
34.	Ryan Sands, Rutgers.....	K	SR	10	21	12	.571	1.20
35.	John Gockman, Illinois.....	K	SR	12	22	14	.636	1.17
35.	Andrew Wellock, Eastern Mich.....	K	FR	12	17	14	.824	1.17
35.	David Dyches, Nebraska.....	K	FR	12	21	14	.667	1.17
35.	Darren McCaleb, Southern Miss.....	K	FR	12	17	14	.824	1.17
35.	Matt Payne, Brigham Young.....	K	JR	12	18	14	.778	1.17
40.	Wes Zunker, New Mexico.....	K	JR	13	17	15	.882	1.15
41.	Shaun Suisham, Bowling Green.....	K	JR	14	24	16	.667	1.14
42.	Bryan Borreson, Utah.....	K	SO	10	14	11	.786	1.10
43.	Collin Barber, Syracuse.....	K	JR	11	16	12	.750	1.09

Rank	Player	Pos	Cl	G	FGA	FGM	FG/ Avg	Gm
43.	Santiago Gramatica, South Fla.....	K	JR	11	20	12	.600	1.09
45.	Brian Kelly, Middle Tenn.....	K	SR	12	16	13	.813	1.08
45.	Dario Aguiniga, New Mexico St.....	K	SR	12	22	13	.591	1.08
45.	Joey Ashcroft, Air Force.....	K	SR	12	21	13	.619	1.08
45.	Damon Fine, Nevada.....	K	JR	12	17	13	.765	1.08
49.	Rhys Lloyd, Minnesota.....	K	JR	13	18	14	.778	1.08
49.	Justin Medlock, UCLA.....	K	FR	13	19	14	.737	1.08
49.	Nate Smith, Louisville.....	K	SR	13	20	14	.700	1.08
49.	Dustin Bell, Houston.....	K	JR	13	19	14	.737	1.08
53.	Tyler Fredrickson, California.....	P	SR	14	30	15	.500	1.07
54.	Sean Comiskey, La.-Lafayette.....	K	SO	12	15	12	.800	1.00
54.	Dan Orner, North Carolina.....	K	SR	12	16	12	.750	1.00
54.	Chris Balseiro, Arkansas.....	K	SO	11	15	11	.733	1.00
54.	Deric Yaussi, Wyoming.....	K	SO	12	17	12	.706	1.00
54.	Cameron Broadwell, East Caro.....	K	JR	12	18	12	.667	1.00
54.	Jeff Babcock, Colorado St.....	K	JR	13	19	13	.684	1.00
54.	Jeff Carr, San Jose St.....	K	JR	11	17	11	.647	1.00
54.	Justin Ayat, Hawaii.....	K	JR	14	22	14	.636	1.00
54.	Bryan Robertson, Indiana.....	K	JR	12	18	12	.667	1.00
54.	Jared Siegel, Oregon.....	K	JR	13	19	13	.684	1.00
64.	Adam Kiker, North Carolina St.....	K	SR	13	17	12	.706	.92
64.	Carter Warley, Virginia Tech.....	K	SR	13	18	12	.667	.92
66.	Sandro Sciortino, Boston College.....	K	SR	12	18	11	.611	.92
66.	Brian Jackson, Ball St.....	K	FR	12	16	11	.688	.92
66.	Matt Nuzie, Connecticut.....	K	SO	12	21	11	.524	.92
69.	Chris Manfredini, Cincinnati.....	K	FR	11	11	10	.909	.91
70.	Robbie Gould, Penn St.....	K	JR	10	16	9	.563	.90
71.	Brad Cooper, West Virginia.....	K	JR	13	18	11	.611	.85
72.	Jared Davis, Temple.....	K	SR	12	22	10	.455	.83
72.	Matt Prater, UCF.....	K	SO	12	13	10	.769	.83
72.	Jessie Ainsworth, Arizona St.....	K	FR	12	15	10	.667	.83
72.	Evan Knudson, Washington.....	K	JR	12	17	10	.588	.83
72.	Chris McMurtray, Southern Methodist.....	K	SO	12	14	10	.714	.83
72.	Chet Ervin, Cincinnati.....	K	SO	12	17	10	.588	.83
78.	Joe Rheem, Kansas St.....	K	JR	15	17	12	.706	.80
79.	Nick Bazaldua, North Texas.....	K	SO	13	15	10	.667	.77
79.	Michael Matheny, Missouri.....	K	SR	13	14	10	.714	.77
81.	Daniel Weaver, South Carolina.....	K	SR	11	13	8	.615	.73
81.	Eric Rolfs, Navy.....	K	SR	11	10	8	.800	.73
83.	Keith Robinson, UTEP.....	K	JR	10	14	7	.500	.70
84.	David Abdul, Pittsburgh.....	K	SO	13	18	9	.500	.69
84.	Garrett Rivas, Michigan.....	K	FR	13	12	9	.750	.69
84.	Johnny Beck, Kansas.....	K	JR	13	16	9	.563	.69
84.	Brad DeVault, Tulsa.....	K	SO	13	16	9	.563	.69
88.	Tyler Kuecker, La.-Monroe.....	K	SR	12	10	8	.800	.67
88.	Brent Smith, Mississippi St.....	K	SR	12	10	8	.800	.67
88.	Robert Menchinger, Western Mich.....	K	JR	12	15	8	.533	.67
88.	Greg DiMarino, Ohio.....	K	SO	12	12	8	.667	.67
92.	Michael Sgroi, Stanford.....	K	SO	11	13	7	.538	.64
92.	Ryan Gaudet, LSU.....	K	FR	11	12	7	.583	.64
92.	Dusty Mangum, Texas.....	K	JR	11	9	7	.778	.64
95.	Keith Toogood, Texas Tech.....	K	FR	13	13	8	.615	.62
96.	John Vaughn, Auburn.....	K	FR	10	10	6	.600	.60
96.	Brennan Landry, Rice.....	K	SO	10	9	6	.667	.60
96.	Adam Benike, Iowa St.....	K	SR	10	8	6	.750	.60
96.	Anthony Zurisko, Army.....	K	SR	10	8	6	.750	.60
100.	Brent Garber, Duke.....	K	SR	12	12	7	.583	.58
100.	Mason Crosby, Colorado.....	K	FR	12	9	7	.778	.58
100.	Kenny Webb, Baylor.....	K	JR	12	13	7	.538	.58

Scoring

Min. 75 Pct. of Team's Games Played

Rank	Player	Pos	Cl	G	TD	OKM	OKA	FGM	FGA	Pts	PTPG
1.	Patrick Cobbs, North Texas.....	RB	JR	11	21	0	0	0	0	126	11.45
2.	Cedric Benson, Texas.....	RB	JR	12	22	0	0	0	0	134	11.17
3.	Walter Reyes, Syracuse.....	RB	JR	12	21	0	0	0	0	128	10.67
4.	Larry Fitzgerald, Pittsburgh.....	WR	SO	13	22	0	0	0	0	132	10.15
4.	Steven Jackson, Oregon St.....	RB	JR	13	22	0	0	0	0	132	10.15
6.	Jason Wright, Northwestern.....	RB	SR	13	21	0	0	0	0	126	9.69
6.	Kevin Jones, Virginia Tech.....	RB	JR	13	21	0	0	0	0	126	9.69
6.	DonTrell Moore, New Mexico.....	RB	SO	13	21	0	0	0	0	126	9.69
9.	Nick Browne, TCU.....	K	SR	13	0	38	38	28	33	124	9.54
9.	Jonathan Nichols, Mississippi.....	K	JR	13	0	49	49	25	29	124	9.54
11.	Tyler Jones, Boise St.....	K	JR	14	0	75	76	19	25	132	9.43
12.	Ryan Killeen, Southern California.....	K	JR	13	0	65	67	19	24	122	9.38
13.	Billy Bennett, Georgia.....	K	SR	14	0	38	39	31	38	131	9.36

Rank, Player	Pos	Cl	G	TD	OKM	OKA	FGM	FGA	Pts	PTPG
13. Trey DiCarlo, Oklahoma.....	K	SO	14	0	74	76	19	22	131	9.36
15. Chris Perry, Michigan.....	RB	SR	13	20	0	0	0	0	120	9.23
16. Brad Smith, Missouri.....	QB	SO	13	19	0	0	0	0	118	9.08
17. Drew Dunning, Washington St.....	K	SR	13	0	35	40	27	31	116	8.92
18. Tatum Bell, Oklahoma St.....	RB	SR	11	16	0	0	0	0	96	8.73
19. Steve Azar, Northern Ill.....	K	SR	12	0	41	43	21	26	104	8.67
20. Kirk Yliniemi, Oregon St.....	K	SR	12	0	46	47	19	23	103	8.58
21. Ben Jones, Purdue.....	K	SO	13	0	36	37	25	30	111	8.54
22. Michael Turner, Northern Ill.....	RB	SR	12	17	0	0	0	0	102	8.50
23. Nick Novak, Maryland.....	K	JR	13	0	38	42	24	32	110	8.46
24. Connor Hughes, Virginia.....	K	SO	13	0	40	40	23	25	109	8.38
25. Jason Swiger, Akron.....	K	SO	11	0	49	50	14	20	91	8.27
26. Xavier Beitia, Florida St.....	K	JR	13	0	50	51	19	25	107	8.23
27. Nate Kaeding, Iowa.....	K	SR	13	1	40	41	20	21	106	8.15
28. David Rayner, Michigan St.....	K	JR	13	0	39	40	22	29	105	8.08
29. Matt Leach, Florida.....	K	JR	13	0	41	41	21	27	104	8.00
30. Luke Phillips, Oklahoma St.....	K	SR	13	0	55	56	16	18	103	7.92
30. Jon Peattie, Miami (Fl.).....	P	FR	13	0	37	37	22	28	103	7.92
32. Marion Barber III, Minnesota.....	RB	SO	13	17	0	0	0	0	102	7.85
32. Carnell Williams, Auburn.....	RB	JR	13	17	0	0	0	0	102	7.85
34. Josh Scobee, Louisiana Tech.....	K	SR	12	0	31	31	21	31	94	7.83
35. Stephen Gostkowski, Memphis.....	K	SO	13	0	44	44	19	29	101	7.77
35. Rhys Lloyd, Minnesota.....	PK	JR	13	0	59	61	14	18	101	7.77
37. Mike Smith, Miami (Ohio).....	RB	JR	14	18	0	0	0	0	108	7.71
38. Darren Sproles, Kansas St.....	RB	JR	15	19	0	0	0	0	114	7.60
39. Dustin Bell, Houston.....	K	JR	13	0	56	56	14	19	98	7.54
40. Bobby Hendry, Akron.....	RB	SR	12	15	0	0	0	0	90	7.50
40. Joshua Cribbs, Kent St.....	QB	JR	12	15	0	0	0	0	90	7.50
42. Shaun Suisham, Bowling Green.....	K	JR	14	0	56	60	16	24	104	7.43
43. Mike Williams, Southern California.....	WR	SO	13	16	0	0	0	0	96	7.38
43. Craig Candeto, Navy.....	QB	SR	13	16	0	0	0	0	96	7.38
43. Taurean Henderson, Texas Tech.....	RB	SO	13	16	0	0	0	0	96	7.38
43. Shaud Williams, Alabama.....	RB	SR	13	16	0	0	0	0	96	7.38
47. Ell Roberson, Kansas St.....	QB	SR	13	15	0	0	0	0	94	7.23
48. Dillon Pieffer, UNLV.....	K	SR	12	0	26	28	20	25	86	7.17
49. DeAngelo Williams, Memphis.....	RB	SO	11	13	0	0	0	0	78	7.09
50. Nate Smith, Louisville.....	K	SR	13	0	50	54	14	20	92	7.08
50. James Wilhoit, Tennessee.....	K	FR	13	0	41	41	17	24	92	7.08
50. Aaron Hunt, Clemson.....	K	SR	13	0	38	42	18	26	92	7.08
50. Adam Kiker, North Carolina St.....	K	SR	13	0	56	59	12	17	92	7.08
54. Tyler Fredrickson, California.....	P	SR	14	0	54	54	15	30	99	7.07
55. Greg Jennings, Western Mich.....	WR	SO	12	14	0	0	0	0	84	7.00
55. Wali Lundy, Virginia.....	RB	SO	12	14	0	0	0	0	84	7.00
55. Brian Leonard, Rutgers.....	RB	SO	12	14	0	0	0	0	84	7.00
55. Carter Warley, Virginia Tech.....	K	SR	13	0	55	58	12	18	91	7.00
55. Brett Visintainer, Fresno St.....	K	JR	14	0	35	35	21	28	98	7.00
60. Rashaun Woods, Oklahoma St.....	WR	SR	13	15	0	0	0	0	90	6.92
60. Keith Toogood, Texas Tech.....	K	FR	13	0	66	70	8	13	90	6.92
62. Joe Rheim, Kansas St.....	K	JR	15	0	67	68	12	17	103	6.87
63. Todd Pegram, Texas A&M.....	K	SO	12	0	31	34	17	22	82	6.83
64. Travis Mayle, Kent St.....	K	SO	12	0	33	35	16	24	81	6.75
65. Wes Zunker, New Mexico.....	K	JR	13	0	42	45	15	17	87	6.69
66. Matt Nuzie, Connecticut.....	K	SO	12	0	47	49	11	21	80	6.67
67. Chris Balseiro, Arkansas.....	K	SO	11	0	40	41	11	15	73	6.64
68. Mike Nugent, Ohio St.....	K	JR	13	0	38	38	16	19	86	6.62
68. Brayton Edwards, Michigan.....	WR	JR	13	14	0	0	0	0	86	6.62
70. Cornell Brockington, Connecticut.....	RB	SO	10	11	0	0	0	0	66	6.60
70. Brandon Warfield, Utah.....	RB	SR	10	11	0	0	0	0	66	6.60
72. Jared Parseghian, Miami (Ohio).....	K	JR	12	0	61	62	6	9	79	6.58
73. Jeff Babcock, Colorado St.....	K	JR	13	0	46	48	13	19	85	6.54
74. Anthony Sherrell, Eastern Mich.....	RB	JR	12	13	0	0	0	0	78	6.50
74. Quincy Wilson, West Virginia.....	RB	SR	12	13	0	0	0	0	78	6.50
76. LenDale White, Southern California.....	RB	FR	13	14	0	0	0	0	84	6.46
76. Jared Siegel, Oregon.....	K	JR	13	0	45	45	13	19	84	6.46
76. Brandon Middleton, Houston.....	WR	SR	13	14	0	0	0	0	84	6.46
76. Zack Abron, Missouri.....	RB	SR	13	14	0	0	0	0	84	6.46
80. Dusty Mangum, Texas.....	K	JR	11	0	50	51	7	9	71	6.45
81. Mark Clayton, Oklahoma.....	WR	JR	14	15	0	0	0	0	90	6.43
82. Nick Hayes, UAB.....	K	JR	12	0	26	27	17	20	77	6.42
83. Brian Kelly, Middle Tenn.....	K	SR	12	0	37	40	13	16	76	6.33
84. Collin Barber, Syracuse.....	K	JR	11	0	33	34	12	16	69	6.27
85. Brian Bostick, Alabama.....	PK	JR	13	0	33	37	16	24	81	6.23
86. Bryan Borreson, Utah.....	K	SO	10	0	29	32	11	14	62	6.20
86. Bill Whittemore, Kansas.....	QB	SR	10	10	0	0	0	0	62	6.20
88. J.C. Mejia, San Diego St.....	K	SR	12	0	20	23	18	29	74	6.17
88. David Dyches, Nebraska.....	K	FR	12	0	32	32	14	21	74	6.17
90. Darren McCaleb, Southern Miss.....	K	FR	12	0	31	32	14	17	73	6.08
91. Dan Burnett, Georgia Tech.....	K	SR	13	0	28	29	17	21	79	6.08
91. Brad Cooper, West Virginia.....	K	JR	13	0	46	48	11	18	79	6.08
93. Chris Barclay, Wake Forest.....	RB	SO	12	12	0	0	0	0	72	6.00
93. Ryan Sands, Rutgers.....	K	SR	10	0	24	25	12	21	60	6.00
93. Jerod Void, Purdue.....	RB	SO	13	13	0	0	0	0	78	6.00
93. Lee Evans, Wisconsin.....	WR	SR	13	13	0	0	0	0	78	6.00

Rank	Player	Pos	Cl	G	TD	OKM	OKA	FGM	FGA	Pts	PTPG
93.	Josh Harris, Bowling Green	QB	SR	14	14	0	0	0	0	84	6.00
93.	Trinity Dawson, Toledo	RB	SO	12	12	0	0	0	0	72	6.00
93.	Earl Charles, Marshall	JR	JR	12	12	0	0	0	0	72	6.00
93.	Cal Murray, Miami (Ohio)	RB	SR	14	14	0	0	0	0	84	6.00
93.	Adimchinobe Echemandu, California	RB	SR	13	13	0	0	0	0	78	6.00
93.	Chance Harridge, Air Force	QB	SR	12	12	0	0	0	0	72	6.00
93.	Eric Shelton, Louisville	RB	SO	10	10	0	0	0	0	60	6.00
93.	Santiago Gramatica, South Fla.	K	JR	11	0	30	31	12	20	66	6.00
93.	Courtney Lewis, Texas A&M	RB	FR	12	12	0	0	0	0	72	6.00
93.	Kejuan Jones, Oklahoma	RB	SO	14	14	0	0	0	0	84	6.00
93.	Mewelde Moore, Tulane	RB	SR	9	9	0	0	0	0	54	6.00
93.	Maurice Avery, Memphis	WR	SO	11	11	0	0	0	0	66	6.00
93.	Richard Hall, Cincinnati	RB	JR	10	10	0	0	0	0	60	6.00
93.	Robbie Beck, Rice	RB	SR	12	12	0	0	0	0	72	6.00
93.	David Mikell, Boise St.	RB	SR	14	14	0	0	0	0	84	6.00
93.	Chance Kretschmer, Nevada	RB	JR	12	12	0	0	0	0	72	6.00

All-Purpose Running

Rank	Player	Pos	Cl	G	Rush	Rec	PR	KOR	Yards	Yds/		Ydspl
										Gm	Plays	
1.	DeAngelo Williams, Memphis	RB	SO	11	1430	384	0	299	2113	192.09	291	7.26
2.	Darren Sproles, Kansas St.	RB	JR	15	1986	287	190	272	2735	182.33	360	7.60
3.	Jerry Seymour, Central Mich.	RB	FR	9	1117	103	0	330	1550	172.22	234	6.62
4.	Howard Jackson, UTEP	RB	JR	13	1146	391	0	609	2146	165.08	260	8.25
5.	Michael Turner, Northern Ill.	RB	SR	12	1648	230	0	58	1936	161.33	332	5.83
6.	Patrick Cobbs, North Texas	RB	JR	11	1680	43	8	40	1771	161.00	314	5.64
7.	Lance Moore, Toledo	WR	JR	12	26	1194	219	456	1895	157.92	146	12.98
8.	Chris Perry, Michigan	RB	SR	13	1674	367	0	0	2041	157.00	382	5.34
9.	Steven Jackson, Oregon St.	RB	JR	13	1545	470	0	0	2015	155.00	394	5.11
10.	Anthony Sherrell, Eastern Mich.	RB	JR	12	1531	304	0	0	1835	152.92	382	4.80
11.	Derek Abney, Kentucky	WR	SR	12	148	616	285	772	1821	151.75	123	14.80
12.	Derrick Knight, Boston College	RB	SR	13	1721	227	0	0	1948	149.85	347	5.61
13.	Mewelde Moore, Tulane	RB	SR	9	915	408	0	0	1323	147.00	224	5.91
14.	Marion Barber III, Minnesota	RB	SO	13	1196	119	405	172	1892	145.54	256	7.39
15.	David Fiefla, Utah St.	WR	SR	12	967	310	240	218	1735	144.58	276	6.29
16.	Greg Jennings, Western Mich.	WR	SO	12	15	1050	0	669	1734	144.50	91	19.05
17.	Walter Reyes, Syracuse	RB	JR	12	1347	375	0	10	1732	144.33	292	5.93
18.	Jason Wright, Northwestern	RB	SR	13	1388	251	0	232	1871	143.92	293	6.39
19.	Ibrahim Halsey, Illinois	RB	SO	9	525	303	79	378	1285	142.78	201	6.39
20.	Kevin Jones, Virginia Tech	RB	JR	13	1647	161	0	0	1808	139.08	295	6.13
21.	Nick Turner, Mississippi St.	RB	SO	12	696	93	310	565	1664	138.67	194	8.58
22.	Bernard Berrian, Fresno St.	WR	SR	14	171	668	429	631	1899	135.64	144	13.19
23.	Derrick Hamilton, Clemson	WR	JR	13	111	1026	218	380	1735	133.46	119	14.58
24.	Shaud Williams, Alabama	RB	SR	13	1367	161	133	63	1724	132.62	326	5.29
25.	Julius Jones, Notre Dame	RB	SR	12	1268	53	4	243	1568	130.67	253	6.20
26.	Ryan Moats, Louisiana Tech	RB	SO	12	1300	251	0	0	1551	129.25	226	6.86
26.	Keylon Kincade, Southern Methodist	RB	SR	12	1280	271	0	0	1551	129.25	335	4.63
28.	Tim Gilligan, Boise St.	WR	SR	13	27	1192	460	0	1679	129.15	110	15.26
29.	Larry Fitzgerald, Pittsburgh	WR	SO	13	5	1672	0	0	1677	129.00	94	17.84
30.	Earl Charles, Marshall	RB	JR	12	1039	204	0	302	1545	128.75	244	6.33
31.	Terrence Murphy, Texas A&M	WR	JR	12	150	762	0	626	1538	128.17	77	19.97
32.	Wes Welker, Texas Tech	WR	SR	13	149	1099	385	20	1653	127.15	159	10.40
32.	Sammy Moore, Washington St.	WR	SR	13	0	533	405	715	1653	127.15	99	16.70
34.	Carnell Williams, Auburn	RB	JR	13	1307	20	51	269	1647	126.69	265	6.22
35.	Kerry Wright, Middle Tenn.	WR	JR	12	0	1280	91	130	1501	125.08	94	15.97
36.	DonTrell Moore, New Mexico	RB	SO	13	1450	149	0	27	1626	125.08	289	5.63
37.	Cedric Benson, Texas	RB	JR	12	1360	120	0	0	1480	123.33	267	5.54
38.	Quincy Wilson, West Virginia	RB	SR	12	1380	95	0	0	1475	122.92	297	4.97
39.	Jovon Bouknight, Wyoming	WR	SO	12	110	746	0	616	1472	122.67	89	16.54
40.	Tatum Bell, Oklahoma St.	RB	SR	11	1286	60	0	0	1346	122.36	222	6.06
41.	Zach Gerstner, Idaho	RB	SR	12	1153	309	2	0	1464	122.00	288	5.08
41.	Kevin Payne, La.-Monroe	RB	FR	12	976	488	0	0	1464	122.00	289	5.07
43.	Kendrick Mosley, Western Mich.	WR	SR	12	4	1019	429	0	1452	121.00	116	12.52
44.	Jonathan Smith, Georgia Tech	WR	SR	13	45	1138	364	22	1569	120.69	125	12.55
45.	Chris Douglas, Duke	RB	SR	12	1138	212	0	93	1443	120.25	261	5.53
46.	Laurence Maroney, Minnesota	RB	FR	13	1121	11	0	413	1545	118.85	179	8.63
47.	Lynell Hamilton, San Diego St.	RB	FR	10	1087	100	0	0	1187	118.70	247	4.81
48.	Chad Owens, Hawaii	WR	JR	11	6	1134	136	25	1301	118.27	102	12.75
49.	P.J. Daniels, Georgia Tech	RB	SO	13	1447	88	0	0	1535	118.08	302	5.08
50.	Fred Russell, Iowa	RB	SR	13	1355	6	0	158	1519	116.85	294	5.17
51.	Chris Barclay, Wake Forest	RB	SO	12	1192	53	0	149	1394	116.17	253	5.51
52.	Marvin Townes, East Caro.	RB	JR	12	1128	176	0	85	1389	115.75	288	4.82
53.	Geoff McArthur, California	WR	JR	13	0	1504	0	0	1504	115.69	85	17.69
54.	Robert Merrill, TCU	RB	FR	11	1107	158	0	0	1265	115.00	217	5.83
54.	Charles Frederick, Washington	WR	JR	12	7	831	340	202	1380	115.00	102	13.53
56.	Cory Rodgers, TCU	WR	FR	13	39	590	352	509	1490	114.62	109	13.67
57.	Eugene Gross, Middle Tenn.	RB	FR	12	735	172	0	467	1374	114.50	240	5.73
58.	David Anderson, Colorado St.	WR	SO	13	0	1293	16	174	1483	114.08	88	16.85
59.	Brian Leonard, Rutgers	WR	SO	12	880	488	0	0	1368	114.00	266	5.14
60.	Cole Magner, Bowling Green	WR	JR	14	87	1138	10	357	1592	113.71	141	11.29
61.	Josh Davis, Nebraska	RB	SR	13	600	21	257	596	1474	113.38	194	7.60
62.	Matt Cherry, Akron	WR	SR	12	0	904	305	151	1360	113.33	95	14.32

Rank, Player	Pos	Cl	G	Rush	Rec	PR	KOR	Yds/			
								Yards	Gm	Plays	Ydspl
63. Cedric Cobbs, Arkansas.....	RB	SR	12	1320	34	0	0	1354	112.83	235	5.76
64. Brad Smith, Missouri.....	QB	SO	13	1406	53	0	0	1459	112.23	215	6.79
65. Charles Estes, La.-Monroe.....	WR	JR	11	28	40	177	988	1233	112.09	66	18.68
66. Clark Green, Kansas.....	RB	SO	13	968	464	0	20	1452	111.69	249	5.83
67. DeWhitt Betterson, Troy St.....	RB	JR	12	1161	46	0	117	1324	110.33	256	5.17
68. Mark Clayton, Oklahoma.....	WR	JR	14	62	1425	0	53	1540	110.00	95	16.21
69. Brandon Middleton, Houston.....	WR	SR	13	0	1250	0	171	1421	109.31	62	22.92
70. James Newson, Oregon St.....	WR	SR	12	5	1306	0	0	1311	109.25	82	15.99
71. Jonathan Smith, Washington St.....	RB	SR	13	961	350	0	109	1420	109.23	263	5.40
72. Ronshay Jenkins, New Mexico St....	WR	SR	12	5	928	133	243	1309	109.08	91	14.38
73. Jerricho Cotchery, North Carolina St..	WR	SR	13	32	1369	0	0	1401	107.77	93	15.06
74. Broderick Clark, Louisville.....	WR	SO	11	50	313	0	821	1184	107.64	68	17.41
75. Rashad Armstrong, Baylor.....	RB	SR	12	1074	216	0	0	1290	107.50	277	4.66
76. Jeremy Bloom, Colorado.....	WR	SO	12	52	356	289	589	1286	107.17	80	16.08
76. Chance Kretschmer, Nevada.....	RB	JR	12	1162	124	0	0	1286	107.17	260	4.95
78. Martin Nance, Miami (Ohio).....	WR	JR	14	0	1498	0	0	1498	107.00	90	16.64
79. Ramon Ochoa, Iowa.....	WR	SR	13	22	477	495	396	1390	106.92	94	14.79
80. Craig Bragg, UCLA.....	WR	JR	13	0	1065	302	21	1388	106.77	112	12.39
81. Kyle Eckel, Navy.....	RB	JR	13	1249	62	0	74	1385	106.54	243	5.70
82. Adimchinobe Echemandu, California..	RB	SR	13	1195	185	0	0	1380	106.15	260	5.31
83. Dave Dawson, Buffalo.....	RB	SO	12	678	8	0	578	1264	105.33	157	8.05
84. Rashaun Woods, Oklahoma St.....	WR	SR	13	0	1367	0	0	1367	105.15	77	17.75
85. Taurean Henderson, Texas Tech.....	RB	SO	13	736	611	0	0	1347	103.62	202	6.67
86. Mike Williams, Southern California..	WR	SO	13	26	1314	0	0	1340	103.08	98	13.67
87. Richard Hall, Cincinnati.....	RB	JR	10	777	252	0	0	1029	102.90	207	4.97
88. David Mikell, Boise St.....	RB	SR	14	1142	122	0	176	1440	102.86	274	5.26
89. P.J. Pope, Bowling Green.....	RB	SO	14	1005	433	0	0	1438	102.71	239	6.02
90. William White, Army.....	WR	JR	12	12	433	0	785	1230	102.50	80	15.38
91. Reggie Bush, Southern California.....	RB	FR	13	521	314	4	492	1331	102.38	125	10.65
92. P.J. Fleck, Northern Ill.....	WR	SR	12	9	1028	191	0	1228	102.33	101	12.16
93. Alvin Pearman, Virginia.....	RB	JR	13	643	518	38	128	1327	102.08	208	6.38
93. Zack Abron, Missouri.....	RB	SR	13	1155	172	0	0	1327	102.08	245	5.42
95. Brandon Warfield, Utah.....	RB	SR	10	976	41	0	0	1017	101.70	244	4.17
96. Steve Breaston, Michigan.....	WR	SO	13	65	444	619	191	1319	101.46	104	12.68
96. Brandon Williams, Wisconsin.....	WR	SO	13	-1	649	22	626	1319	101.46	82	16.09
98. Johnnie Morant, Syracuse.....	WR	SR	12	15	799	0	403	1217	101.42	67	18.16
99. Steve Suter, Maryland.....	WR	JR	12	58	471	334	351	1214	101.17	88	13.80
100. Paris Warren, Utah.....	WR	JR	11	124	809	177	0	1110	100.91	119	9.33

Points Responsible For

Rank, Player	Pos	Cl	G	Pass			Tot RFr	PtsRFr/Gm
				Cnv	TD	Pts		
1. B.J. Symons, Texas Tech.....	QB	SR	13	3	52	36	354	27.23
2. Ryan Dinwiddie, Boise St.....	QB	SR	14	1	31	74	262	18.71
3. Ell Roberson, Kansas St.....	QB	SR	13	0	24	94	238	18.31
4. Matt Leinart, Southern California.....	QB	SO	13	0	38	6	234	18.00
4. Rod Rutherford, Pittsburgh.....	QB	SR	13	0	37	12	234	18.00
6. J.P. Losman, Tulane.....	QB	SR	12	1	33	14	214	17.83
7. Jason White, Oklahoma.....	QB	SR	14	0	40	6	246	17.57
7. Josh Harris, Bowling Green.....	QB	SR	14	0	27	84	246	17.57
9. Philip Rivers, North Carolina St.....	QB	SR	13	1	34	20	226	17.38
10. Bill Whittemore, Kansas.....	QB	SR	10	1	18	62	172	17.20
11. Ben Roethlisberger, Miami (Ohio)....	QB	JR	14	0	37	18	240	17.14
12. Dan Orlovsky, Connecticut.....	QB	JR	12	1	33	2	202	16.83
13. Bruce Gradkowski, Toledo.....	QB	SO	12	1	29	8	184	15.33
14. Eli Manning, Mississippi.....	QB	SR	13	1	29	18	194	14.92
15. Kevin Kolb, Houston.....	QB	FR	13	0	25	42	192	14.77
16. Joshua Cribbs, Kent St.....	QB	JR	12	0	14	90	174	14.50
16. Charlie Frye, Akron.....	QB	JR	12	0	22	42	174	14.50
18. Joshua Haldi, Northern Ill.....	QB	JR	12	0	25	22	172	14.33
19. Brad Smith, Missouri.....	QB	SO	13	0	11	118	184	14.15
20. Timmy Chang, Hawaii.....	QB	JR	13	0	29	6	180	13.85
21. Bradlee Van Pelt, Colorado St.....	QB	SR	13	1	19	62	178	13.69
22. Casey Clausen, Tennessee.....	QB	SR	13	1	27	12	176	13.54
23. James Killian, Tulsa.....	QB	JR	13	0	22	42	174	13.38
24. Matt Jones, Arkansas.....	QB	JR	13	4	18	56	172	13.23
25. Derek Anderson, Oregon St.....	QB	JR	13	0	24	24	168	12.92
25. Chris Rix, Florida St.....	QB	JR	13	0	23	30	168	12.92
27. Matt Mauck, LSU.....	QB	JR	14	0	28	8	176	12.57
28. Casey Bramlet, Wyoming.....	QB	SR	12	0	22	18	150	12.50
28. Darian Durant, North Carolina.....	QB	JR	12	2	18	38	150	12.50
30. Joel Klatt, Colorado.....	QB	SO	11	1	21	6	134	12.18
31. Andrew Walter, Arizona St.....	QB	JR	12	1	24	0	146	12.17
32. Scott McBrien, Maryland.....	QB	SR	13	2	19	40	158	12.15
33. Patrick Cobbs, North Texas.....	RB	JR	11	0	1	126	132	12.00
33. Danny Wimprine, Memphis.....	QB	SR	13	0	22	24	156	12.00
35. Travis Cox, Utah St.....	QB	JR	12	3	18	28	142	11.83
36. John Navarre, Michigan.....	QB	SR	13	1	24	6	152	11.69
36. Aaron Rodgers, California.....	QB	SO	13	2	19	34	152	11.69
38. Charlie Whitehurst, Clemson.....	QB	SO	13	0	21	24	150	11.54

Rank, Player	Pos	Cl	G	Pass			Tot RFr	PtsRFr/Gm
				Cnv	TD	Pts		
39. Cedric Benson, Texas.....	RB	JR	12	0	0	134	134	11.17
39. Jared Lorenzen, Kentucky.....	QB	SR	12	2	16	34	134	11.17
41. Alex Smith, Utah.....	QB	SO	11	1	15	30	122	11.09
42. Nathan Chandler, Iowa.....	QB	SR	13	0	18	36	144	11.08
42. Jeff Smoker, Michigan St.....	QB	SR	13	0	21	18	144	11.08
44. Matt Kegel, Washington St.....	QB	SR	13	2	21	10	140	10.77
45. Walter Reyes, Syracuse.....	RB	JR	12	0	0	128	128	10.67
46. Craig Candeto, Navy.....	QB	SR	13	0	7	96	138	10.62
46. Stefan Lefors, Louisville.....	QB	JR	13	2	17	32	138	10.62
48. Matt Schaub, Virginia.....	QB	SR	11	0	18	8	116	10.55
49. Luke McCown, Louisiana Tech.....	QB	SR	12	2	19	8	126	10.50
50. Asad AbdulKhaliq, Minnesota.....	QB	SR	13	2	17	28	134	10.31
51. Larry Fitzgerald, Pittsburgh.....	WR	SO	13	0	0	132	132	10.15
51. DonTrell Moore, New Mexico.....	RB	SO	13	0	1	126	132	10.15
51. Steven Jackson, Oregon St.....	RB	JR	13	0	0	132	132	10.15
54. Jim Sorgi, Wisconsin.....	QB	SR	12	1	17	14	118	9.83
55. Craig Krenzel, Ohio St.....	QB	SR	11	0	15	18	108	9.82
55. Scott Rislov, San Jose St.....	QB	SR	11	0	18	0	108	9.82
57. Quinton Porter, Boston College.....	QB	JR	10	1	14	12	98	9.80
58. Kevin Jones, Virginia Tech.....	RB	JR	13	0	0	126	126	9.69
58. Nick Brown, TCU.....	K	SR	13	1	0	124	126	9.69
58. Josh Fields, Oklahoma St.....	QB	JR	13	0	21	0	126	9.69
58. Jason Wright, Northwestern.....	RB	SR	13	0	0	126	126	9.69
62. Jonathan Nichols, Mississippi.....	K	JR	13	0	0	124	124	9.54
63. Jay Cutler, Vanderbilt.....	QB	SO	12	0	18	6	114	9.50
64. Tyler Jones, Boise St.....	K	JR	14	0	0	132	132	9.43
65. Ryan Killeen, SouthernCalifornia K	JR	13	0	0	122	122	9.38	
66. Trey DiCarlo, Oklahoma.....	K	SO	14	0	0	131	131	9.36
66. Billy Bennett, Georgia.....	K	SR	14	0	0	131	131	9.36
68. Kellen Clemens, Oregon.....	QB	SO	13	0	18	12	120	9.23
68. Chris Perry, Michigan.....	RB	SR	13	0	0	120	120	9.23
68. Bryan Randall, Virginia Tech.....	QB	JR	13	0	15	30	120	9.23
71. Vince Young, Texas.....	QB	FR	12	1	6	70	108	9.00
71. Cody Pickett, Washington.....	QB	SR	12	0	15	18	108	9.00
71. Chance Harridge, Air Force.....	QB	SR	12	0	6	72	108	9.00
74. Drew Dunning, Washington St.....	K	SR	13	0	0	116	116	8.92
75. Chris Leak, Florida.....	QB	FR	13	1	16	16	114	8.77
75. Rasheed Marshall, West Virginia..	QB	JR	13	0	15	24	114	8.77
77. Brandon Hassell, TCU.....	QB	JR	11	1	10	34	96	8.73
77. Tatum Bell, Oklahoma St.....	RB	SR	11	0	0	96	96	8.73

Rank, Player	Pos	Cl	Pass			Tot RFr	PtsRFR/ Gm	
			G	Cnv	TD			
79. Steve Azar, Northern Ill.	K	SR	12	0	0	104	104	8.67
80. Kyle Orton, Purdue	QB	JR	13	1	15	20	112	8.62
81. Kirk Ylinski, Oregon St.	K	SR	12	0	0	103	103	8.58
82. Ben Jones, Purdue	K	SO	13	0	0	111	111	8.54
83. Michael Turner, Northern Ill.	RB	SR	12	0	0	102	102	8.50
84. Nick Novak, Maryland	K	JR	13	0	0	110	110	8.46
85. Connor Hughes, Virginia	OL	SO	13	0	0	109	109	8.38
86. Steven Jyles, La.-Monroe	QB	SO	11	0	14	8	92	8.36
86. Buck Pierce, New Mexico St.	QB	JR	11	0	7	50	92	8.36
88. Ryan Hart, Rutgers	QB	SO	12	1	15	8	100	8.33
88. Brodie Croyle, Alabama	QB	JR	12	1	16	2	100	8.33
90. Jason Swiger, Akron	K	SO	11	0	0	91	91	8.27

Rank, Player	Pos	Cl	Pass			Tot RFr	PtsRFR/ Gm	
			G	Cnv	TD			
91. Xavier Beitia, Florida St.	K	JR	13	0	0	107	107	8.23
92. Brian Lindgren, Idaho	QB	SR	11	0	15	0	90	8.18
93. Kevin Fant, Mississippi St.	QB	SR	12	1	14	12	98	8.17
94. Nate Kaeding, Iowa	K	SR	13	0	0	106	106	8.15
95. David Rayner, Michigan St.	K	JR	13	0	0	105	105	8.08
96. Chance Mock, Texas	QB	JR	13	0	16	8	104	8.00
96. Matt Leach, Florida	K	JR	13	0	0	104	104	8.00
98. Luke Phillips, Oklahoma St.	K	SR	13	0	0	103	103	7.92
98. Jon Peattie, Miami (Fla.)	P	FR	13	0	0	103	103	7.92
100. Marion Barber III, Minnesota	RB	SO	13	0	0	102	102	7.85
100. Carnell Williams, Auburn	RB	JR	13	0	0	102	102	7.85
100. Mike Williams, Southern California	WR	SO	13	0	1	96	102	7.85

Total Receiving Yards

Min. 75 Pct. of Team's Games Played

Rank, Player	Pos	Cl	G	Ct	Yds	TDs	Rec/ Gm	Yds/ Ct	Yds/ Gm
1. Larry Fitzgerald, Pittsburgh	WR	SO	13	92	1672	22	7.08	18.17	128.62
2. Geoff McArthur, California	WR	JR	13	85	1504	10	6.54	17.69	115.69
3. Martin Nance, Miami (Ohio)	WR	JR	14	90	1498	11	6.43	16.64	107.00
4. Mark Clayton, Oklahoma	WR	JR	14	83	1425	15	5.93	17.17	101.79
5. Jerricho Cotchery, North Carolina St.	WR	SR	13	86	1369	10	6.62	15.92	105.31
6. Rashaun Woods, Oklahoma St.	WR	SR	13	77	1367	15	5.92	17.75	105.15
7. Mike Williams, Southern California	WR	SO	13	95	1314	16	7.31	13.83	101.08
8. James Newson, Oregon St.	WR	SR	12	81	1306	3	6.75	16.12	108.83
9. David Anderson, Colorado St.	WR	SO	13	72	1293	9	5.54	17.96	99.46
10. Kerry Wright, Middle Tenn.	WR	JR	12	73	1280	9	6.08	17.53	106.67
11. Brandon Middleton, Houston	WR	SR	13	55	1250	14	4.23	22.73	96.15
12. James Terry, Kansas St.	WR	SR	15	64	1232	13	4.27	19.25	82.13
13. J.R. Russell, Louisville	WR	SR	13	75	1213	8	5.77	16.17	93.31
13. Lee Evans, Wisconsin	WR	SR	13	64	1213	13	4.92	18.95	93.31
15. Lance Moore, Toledo	WR	JR	12	103	1194	9	8.58	11.59	99.50
16. Tim Gilligan, Boise St.	WR	SR	13	67	1192	6	5.15	17.79	91.69
17. Carlos Francis, Texas Tech	WR	SR	13	75	1177	9	5.77	15.69	90.54
18. John Standeford, Purdue	WR	SR	13	77	1150	4	5.92	14.94	88.46
19. Jonathan Smith, Georgia Tech	WR	SR	13	78	1138	5	6.00	14.59	87.54
19. Braylon Edwards, Michigan	WR	JR	13	85	1138	14	6.54	13.39	87.54
19. Cole Magner, Bowling Green	WR	JR	14	99	1138	10	7.07	11.49	81.29
22. Chad Owens, Hawaii	WR	JR	11	85	1134	9	7.73	13.34	103.09
23. Reggie Williams, Washington	WR	JR	12	89	1109	8	7.42	12.46	92.42
24. Wes Welker, Texas Tech	WR	SR	13	97	1099	9	7.46	11.33	84.54
25. Samie Parker, Oregon	WR	SR	13	77	1088	7	5.92	14.13	83.69
26. Nehemiah Glover, Texas Tech	WR	JR	13	77	1081	9	5.92	14.04	83.15
27. Roy Williams, Texas	WR	SR	13	70	1079	9	5.38	15.41	83.00
27. Michael Clayton, LSU	WR	JR	14	78	1079	10	5.57	13.83	77.07
29. Derek Hagan, Arizona St.	WR	SO	12	66	1076	9	5.50	16.30	89.67
30. Dante Ridgeway, Ball St.	WR	SO	12	89	1075	10	7.42	12.08	89.58
31. Craig Bragg, UCLA	WR	JR	13	73	1065	5	5.62	14.59	81.92
32. Greg Jennings, Western Mich.	WR	SO	12	56	1050	14	4.67	18.75	87.50
33. P.J. Fleck, Northern Ill.	WR	SR	12	77	1028	6	6.42	13.35	85.67
34. Derrick Hamilton, Clemson	WR	JR	13	62	1026	10	4.77	16.55	78.92
35. Kendrick Mosley, Western Mich.	WR	SR	12	77	1019	6	6.42	13.23	84.92
36. Mike Hass, Oregon St.	WR	SO	13	44	1013	7	3.38	23.02	77.92
36. Keary Colbert, Southern California	WR	SR	13	69	1013	9	5.31	14.68	77.92
36. D.J. Hackett, Colorado	WR	SR	12	78	1013	7	6.50	12.99	84.42
39. Reggie Harrell, TCU	WR	JR	13	58	1012	2	4.46	17.45	77.85
40. Roydell Williams, Tulane	WR	JR	12	66	1006	9	5.50	15.24	83.83
40. Chris Henry, West Virginia	WR	SO	12	41	1006	10	3.42	24.54	83.83
42. Jeremiah Cockheran, Hawaii	WR	SR	12	61	997	9	5.08	16.34	83.08
43. Craphonso Thorpe, Florida St.	WR	JR	12	51	994	11	4.25	19.49	82.83
44. Mickey Peters, Texas Tech	TE	SR	13	78	975	12	6.00	12.50	75.00
45. Frederick Stamps, La.-Lafayette	WR	SR	12	62	973	7	5.17	15.69	81.08
46. Darius Watts, Marshall	WR	SR	12	74	968	11	6.17	13.08	80.67
47. Chris Collins, Mississippi	WR	SR	13	77	949	7	5.92	12.32	73.00
48. Demetrius Williams, Oregon	WR	SO	13	51	935	8	3.92	18.33	71.92
49. Ronshay Jenkins, New Mexico St.	WR	SR	12	57	928	4	4.75	16.28	77.33
50. Jared Ellerson, Minnesota	WR	SO	12	44	909	5	3.67	20.66	75.75
51. Matt Cherry, Akron	WR	SR	12	66	904	4	5.50	13.70	75.33
52. Skyler Fulton, Arizona St.	WR	SR	12	62	901	10	5.17	14.53	75.08
53. George Wilson, Arkansas	WR	SR	12	50	900	6	4.17	18.00	75.00
54. Kevin Youngblood, Clemson	WR	SR	13	70	897	2	5.38	12.81	69.00
54. Terrance Copper, East Caro.	WR	SR	12	87	897	2	7.25	10.31	74.75
56. Charles Sharon, Bowling Green	WR	SO	13	59	887	10	4.54	15.03	68.23
57. Ernest Wilford, Virginia Tech	WR	SR	13	55	886	3	4.23	16.11	68.15
58. Derek McCoy, Colorado	WR	SR	12	63	883	11	5.25	14.02	73.58
59. Justin Jenkins, Mississippi St.	WR	SR	12	62	880	9	5.17	14.19	73.33
60. Zamir Cobb, Temple	WR	SR	12	74	866	5	6.17	11.70	72.17
61. Aaron Alexander, Army	WR	JR	13	64	861	6	4.92	13.45	66.23
61. Devery Henderson, LSU	WR	SR	14	53	861	11	3.79	16.25	61.50
63. Shaun Feldeisen, Connecticut	WR	SR	12	65	860	7	5.42	13.23	71.67

Rank	Player	Pos	Cl	G	Ct	Yds	TDs	Rec/ Gm	Yds/ Ct	Yds/ Gm
64.	Roddy White, UAB	WR	JR	12	39	844	7	3.25	21.64	70.33
65.	Steve Odom, Toledo	WR	FR	12	62	838	6	5.17	13.52	69.83
66.	Heath Miller, Virginia	TE	SO	13	70	835	6	5.38	11.93	64.23
66.	Taylor Stubblefield, Purdue	WR	JR	13	86	835	3	6.62	9.71	64.23
68.	Michael Jenkins, Ohio St.	WR	SR	13	55	834	7	4.23	15.16	64.15
68.	Malcom Floyd, Wyoming	WR	SR	12	63	834	6	5.25	13.24	69.50
68.	Earvin Johnson, UNLV	WR	JR	11	60	834	4	5.45	13.90	75.82
71.	Michael Larkin, Miami (Ohio)	WR	JR	14	67	832	11	4.79	12.42	59.43
72.	Charles Frederick, Washington	WR	JR	12	59	831	5	4.92	14.08	69.25
73.	Devard Darling, Washington St.	WR	JR	13	50	830	7	3.85	16.60	63.85
74.	Josh Davis, Marshall	WR	JR	12	66	818	6	5.50	12.39	68.17
75.	Ryan McGuffey, Wyoming	WR	SR	12	68	815	5	5.67	11.99	67.92
76.	Aaron Hosack, Minnesota	WR	SR	13	51	814	8	3.92	15.96	62.62
77.	Vincent Marshall, Houston	WR	SO	13	60	812	7	4.62	13.53	62.46
78.	Paris Warren, Utah	WR	JR	11	76	809	4	6.91	10.64	73.55
79.	Orlando Winston, Idaho	WR	SR	12	56	800	7	4.67	14.29	66.67
80.	Tramain Hall, North Carolina St.	WR	SO	13	69	799	7	5.31	11.58	61.46
80.	Johnnie Morant, Syracuse	WR	SR	12	46	799	5	3.83	17.37	66.58
82.	Darrell Dowery, Kent St.	WR	JR	12	41	783	4	3.42	19.10	65.25
83.	Tuati Wooden, San Jose St.	WR	SR	11	61	781	2	5.55	12.80	71.00
84.	Dwight Counter, New Mexico	WR	SR	13	31	776	6	2.38	25.03	59.69
85.	Jason Avant, Michigan	WR	SO	12	47	772	2	3.92	16.43	64.33
85.	Lane Danielsen, Iowa St.	WR	SR	12	46	772	5	3.83	16.78	64.33
87.	Charles Gordon, Kansas	WR	FR	13	57	769	5	4.38	13.49	59.15
87.	Mark Simmons, Kansas	WR	SO	13	40	769	7	3.08	19.23	59.15
89.	Terrence Murphy, Texas A&M	WR	JR	12	44	762	0	3.67	17.32	63.50
90.	T.J. Acree, Boise St.	WR	JR	13	51	758	7	3.92	14.86	58.31
91.	Jason Anderson, Wake Forest	WR	JR	12	44	751	6	3.67	17.07	62.58
92.	Romby Bryant, Tulsa	WR	SR	13	47	748	8	3.62	15.91	57.54
93.	Jovon Bouknight, Wyoming	WR	SO	12	47	746	7	3.92	15.87	62.17
94.	Jarwarski Pollock, North Carolina	WR	JR	12	71	745	1	5.92	10.49	62.08
95.	Maurice Avery, Memphis	WR	SO	11	49	742	8	4.45	15.14	67.45
96.	Nick Sparks, Akron	WR	SR	12	57	740	4	4.75	12.98	61.67
97.	Chris Pittman, Colorado St.	WR	SR	12	56	739	4	4.67	13.20	61.58
98.	P.K. Sam, Florida St.	WR	JR	13	50	735	5	3.85	14.70	56.54
99.	Chris Cooley, Utah St.	TE	SR	10	62	732	6	6.20	11.81	73.20
100.	Shawn Tucker, Rutgers	WR	SO	12	50	726	2	4.17	14.52	60.50
100.	Lawrence Bady, Boise St.	WR	JR	13	29	726	4	2.23	25.03	55.85

Pass Completions Per Game

Min. 75 Pct. of Team's Games Played

Rank	Player	Pos	Cl	G	Att	Cmp	Int	CPct	Yds	Yds/ Att	Yds/ Cmp	TD	Comp/ Gm
1.	B.J. Symons, Texas Tech	QB	SR	13	719	47	22	65.37	5833	8.11	12.41	52	36.15
2.	Timmy Chang, Hawaii	QB	JR	13	601	35	20	58.74	4199	6.99	11.90	29	27.15
3.	Philip Rivers, North Carolina St.	QB	SR	13	483	34	7	72.05	4491	9.30	12.91	34	26.77
4.	Matt Schaub, Virginia	QB	SR	11	403	28	10	69.73	2952	7.33	10.51	18	25.55
5.	Ben Roethlisberger, Miami (Ohio)	QB	JR	14	495	34	10	69.09	4486	9.06	13.12	37	24.43
6.	Scott Rislov, San Jose St.	QB	SR	11	437	26	5	59.73	3016	6.90	11.56	18	23.73
7.	Dan Orlovsky, Connecticut	QB	JR	12	475	27	14	58.74	3485	7.34	12.49	33	23.25
8.	Jeff Smoker, Michigan St.	QB	SR	13	488	30	14	61.89	3395	6.96	11.24	21	23.23
9.	Josh Harris, Bowling Green	QB	SR	14	494	32	12	65.79	3813	7.72	11.73	27	23.21
10.	Bruce Gradkowski, Toledo	QB	SO	12	389	27	7	71.21	3210	8.25	11.59	29	23.08
11.	Charlie Frye, Akron	QB	JR	12	421	27	9	64.85	3549	8.43	13.00	22	22.75
12.	Charlie Whitehurst, Clemson	QB	SO	13	465	28	13	61.94	3561	7.66	12.36	21	22.15
13.	Cody Pickett, Washington	QB	SR	12	454	25	13	56.61	3043	6.70	11.84	15	21.42
14.	Joel Klatt, Colorado	QB	SO	11	358	23	10	65.08	2614	7.30	11.22	21	21.18
15.	Eli Manning, Mississippi	QB	SR	13	441	27	10	62.36	3600	8.16	13.09	29	21.15
16.	J.P. Losman, Tulane	QB	SR	12	422	25	14	59.48	3077	7.29	12.26	33	20.92
17.	John Navarre, Michigan	QB	SR	13	456	27	10	59.21	3331	7.30	12.34	24	20.77
18.	Luke McCown, Louisiana Tech	QB	SR	12	432	24	14	56.94	3246	7.51	13.20	19	20.50
19.	Casey Bramlet, Wyoming	QB	SR	12	425	24	9	56.71	3037	7.15	12.60	22	20.08
20.	Derek Anderson, Oregon St.	QB	JR	13	510	26	24	51.18	4058	7.96	15.55	24	20.08
21.	Jason White, Oklahoma	QB	SR	14	451	27	10	61.64	3846	8.53	13.83	40	19.86
22.	Ryan Dinwiddie, Boise St.	QB	SR	14	446	27	7	61.88	4356	9.77	15.78	31	19.71
23.	Matt Leinart, Southern California	QB	SO	13	402	25	9	63.43	3556	8.85	13.95	38	19.62
24.	Travis Cox, Utah St.	QB	JR	12	415	23	7	56.63	2791	6.73	11.88	18	19.58
25.	Darian Durant, North Carolina	QB	JR	12	389	23	10	60.15	2551	6.56	10.90	18	19.50
25.	Ryan Hart, Rutgers	QB	SO	12	398	23	19	58.79	2714	6.82	11.60	15	19.50
27.	Kyle Orton, Purdue	QB	JR	13	414	25	7	60.63	2885	6.97	11.49	15	19.31
28.	Rod Rutherford, Pittsburgh	QB	SR	13	413	24	14	59.81	3679	8.91	14.89	37	19.00
29.	Danny Wimprine, Memphis	QB	SR	13	440	24	13	55.91	3174	7.21	12.90	22	18.92
30.	Gino Guidugli, Cincinnati	QB	JR	12	425	22	10	53.41	2704	6.36	11.91	14	18.92
31.	David Greene, Georgia	QB	JR	14	438	26	11	60.27	3307	7.55	12.53	13	18.86
32.	Andrew Walter, Arizona St.	QB	JR	12	421	22	10	52.49	3044	7.23	13.77	24	18.42
33.	Steven Jyles, La-Monroe	QB	SO	11	360	20	12	55.83	2112	5.87	10.51	14	18.27
34.	Casey Clausen, Tennessee	QB	SR	13	412	23	9	56.55	2968	7.20	12.74	27	17.92
35.	Zac Dahman, Army	QB	SO	13	436	23	19	52.75	2234	5.12	9.71	11	17.69
36.	Kevin Kolb, Houston	QB	FR	13	360	22	6	61.11	3131	8.70	14.23	25	16.92
37.	Stefan Lefors, Louisville	QB	JR	13	357	21	10	61.34	3145	8.81	14.36	17	16.85

Rank, Player	Pos	Cl	G	Att	Cmp	Int	CPct	Yds	Yds/Att	Yds/Cmp	TD	Comp/Gm
38. Matt Kegel, Washington St.....	QB	SR	13	394	21	15	55.33	2947	7.48	13.52	21	16.77
39. Chris Rix, Florida St.....	QB	JR	13	382	21	13	56.54	3107	8.13	14.38	23	16.62
40. Joshua Haldi, Northern Ill.....	QB	JR	12	336	19	9	59.23	2544	7.57	12.78	25	16.58
41. Aaron Rodgers, California.....	QB	SO	13	349	21	5	61.60	2903	8.32	13.50	19	16.54
42. Matt Mauck, LSU.....	QB	JR	14	358	22	14	63.97	2825	7.89	12.34	28	16.36
43. Brock Berlin, Miami (Fla.).....	QB	JR	13	352	21	17	59.94	2419	6.87	11.46	12	16.23
43. Brad Smith, Missouri.....	QB	SO	13	350	21	7	60.29	1977	5.65	9.37	11	16.23
45. Jared Lorenzen, Kentucky.....	QB	SR	12	336	19	8	56.85	2221	6.61	11.63	16	15.92
46. Bill Whitemore, Kansas.....	QB	SR	10	263	15	6	60.46	2385	9.07	15.00	18	15.90
47. Alex Smith, Utah.....	QB	SO	11	266	17	3	65.04	2247	8.45	12.99	15	15.73
48. Jay Cutler, Vanderbilt.....	QB	SO	12	327	18	13	57.19	2347	7.18	12.55	18	15.58
49. R.J. Anderson, Syracuse.....	QB	SR	12	310	18	8	60.00	2164	6.98	11.63	10	15.50
49. Kevin Fant, Mississippi St.....	QB	SR	12	351	18	21	52.99	2151	6.13	11.56	14	15.50
51. Kurt Nantkes, UNLV.....	QB	JR	11	323	16	10	51.70	1883	5.83	11.28	12	15.18
52. Brodie Croyle, Alabama.....	QB	JR	12	341	18	13	53.37	2303	6.75	12.65	16	15.17
53. Joshua Cribbs, Kent St.....	QB	JR	12	364	17	9	48.90	2424	6.66	13.62	14	14.83
54. Matt Dlugolecki, San Diego St.....	QB	SO	9	228	13	8	58.33	1248	5.47	9.38	4	14.78
54. Desmond Robinson, East Caro.....	QB	JR	9	201	13	11	66.17	1262	6.28	9.49	3	14.78
56. Chris Leak, Florida.....	QB	FR	13	320	19	11	59.38	2435	7.61	12.82	16	14.62
57. James Killian, Tulsa.....	QB	JR	13	331	18	11	56.80	2217	6.70	11.79	22	14.46
58. Drew Olson, UCLA.....	QB	SO	12	325	17	9	53.23	2067	6.36	11.95	10	14.42
59. Josh Fields, Oklahoma St.....	QB	JR	13	338	18	12	54.44	2494	7.38	13.55	21	14.15
60. Ronnie Banks, South Fla.....	QB	JR	9	261	12	8	48.66	1448	5.55	11.40	8	14.11
61. Matt LoVecchio, Indiana.....	QB	JR	11	291	15	9	53.26	1778	6.11	11.47	3	14.09
62. Quinton Porter, Boston College.....	QB	JR	10	250	14	6	56.00	1764	7.06	12.60	14	14.00
62. Kellen Clemens, Oregon.....	QB	SO	13	304	18	9	59.87	2400	7.89	13.19	18	14.00
64. Reggie Ball, Georgia Tech.....	QB	FR	13	350	18	11	51.71	1996	5.70	11.03	10	13.92
64. Jason Campbell, Auburn.....	QB	JR	13	293	18	8	61.77	2267	7.74	12.52	10	13.92
66. Andrico Hines, Middle Tenn.....	QB	SR	11	253	15	3	60.47	1742	6.89	11.39	7	13.91
66. Craig Krenzler, Ohio St.....	QB	SR	11	278	15	10	55.04	2040	7.34	13.33	15	13.91
68. Bradlee Van Pelt, Colorado St.....	QB	SR	13	297	18	13	60.61	2845	9.58	15.81	19	13.85
69. Andy Heiser, Nevada.....	QB	JR	12	326	16	12	50.31	2294	7.04	13.99	13	13.67
70. Zack Mills, Penn St.....	QB	JR	10	251	13	5	54.18	1404	5.59	10.32	6	13.60
71. Dondrial Pinkins, South Carolina.....	QB	JR	12	322	16	9	50.31	2127	6.61	13.13	10	13.50
72. Kris Heavner, Arizona.....	QB	FR	9	237	12	15	51.05	1501	6.33	12.40	8	13.44
73. Brian Lindgren, Idaho.....	QB	SR	11	244	14	8	60.25	2066	8.47	14.05	15	13.36
74. Scott McBrien, Maryland.....	QB	SR	13	314	17	6	55.10	2672	8.51	15.45	19	13.31
75. Jerry Babb, La.-Lafayette.....	QB	FR	11	259	14	8	56.37	1502	5.80	10.29	6	13.27
76. Brady Quinn, Notre Dame.....	QB	FR	12	332	15	15	47.29	1831	5.52	11.66	9	13.08
77. Talmadge Hill, Ball St.....	QB	SR	12	253	15	6	60.87	1691	6.68	10.98	13	12.83
78. Nathan Chandler, Iowa.....	QB	SR	13	308	16	10	53.57	2040	6.62	12.36	18	12.69
79. Brett Basanez, Northwestern.....	QB	SO	13	302	16	12	53.64	1916	6.34	11.83	4	12.46
80. Brandon Hassell, TCU.....	QB	JR	11	240	13	8	56.67	2039	8.50	14.99	10	12.36
81. Aaron Karas, Baylor.....	QB	JR	11	239	13	11	56.49	1481	6.20	10.97	10	12.27
82. Chinedu Okoro, Eastern Mich.....	QB	JR	11	251	13	11	53.39	1360	5.42	10.15	6	12.18
83. Asad Abdul-Khaliq, Minnesota.....	QB	SR	13	250	15	5	63.20	2401	9.60	15.20	17	12.15
84. Elliot Jacobs, Arkansas St.....	QB	JR	12	273	14	13	53.11	1537	5.63	10.60	10	12.08
85. Cory Randolph, Wake Forest.....	QB	SO	12	246	14	10	58.54	1773	7.21	12.31	8	12.00
86. Ell Roberson, Kansas St.....	QB	SR	13	294	15	12	51.70	2545	8.66	16.74	24	11.69
87. Jim Sorgi, Wisconsin.....	QB	SR	12	248	14	9	56.45	2251	9.08	16.08	17	11.67
88. Bryan Randall, Virginia Tech.....	QB	JR	13	245	15	10	61.22	1996	8.15	13.31	15	11.54
89. Casey Kelly, New Mexico.....	QB	SR	13	274	14	9	53.28	2223	8.11	15.23	14	11.23
90. Chris Lewis, Stanford.....	QB	SR	9	207	10	9	48.31	1178	5.69	11.78	8	11.11
91. Buck Pierce, New Mexico St.....	QB	JR	11	170	11	6	69.41	1510	8.88	12.80	7	10.73
92. Matt Jones, Arkansas.....	QB	JR	13	230	13	7	57.39	1917	8.33	14.52	18	10.15
93. Graham Gochneaur, Marshall.....	QB	JR	12	183	12	10	66.12	1163	6.36	9.61	7	10.08
94. Derrick Vickers, Central Mich.....	QB	SR	12	215	11	7	54.88	1345	6.26	11.40	11	9.83
94. Jonathan Drach, Western Mich.....	QB	SR	12	176	11	6	67.05	1499	8.52	12.70	13	9.83
96. Jordan Palmer, UTEP.....	QB	FR	10	198	98	13	49.49	1168	5.90	11.92	7	9.80
97. Mike Schneider, Duke.....	QB	FR	10	208	97	6	46.63	1220	5.87	12.58	4	9.70
98. Reggie McNeal, Texas A&M.....	QB	SO	12	221	11	7	51.13	1782	8.06	15.77	8	9.42
99. Orlando Cruz, UTEP.....	QB	SO	11	203	10	11	50.74	1360	6.70	13.20	6	9.36
100. Dustin Almond, Southern Miss.....	QB	SO	13	251	12	7	48.21	1877	7.48	15.51	13	9.31

Punt Returns

(Minimum 1.2 Punt Returns Per Game)

Rank, Player	Pos	Cl	G	PRet	Yds	TD	Yds/Ret	Ret/Gm
1. Skyler Green, LSU.....	WR	SO	14	25	462	2	18.48	1.79
2. Ryne Robinson, Miami (Ohio)...	WR	FR	14	38	654	3	17.21	2.71
3. Mark Jones, Tennessee.....	WR	SR	13	20	303	1	15.15	1.54
4. Gabe Lindsay, Oklahoma St.....	WR	SR	13	26	393	1	15.12	2.00
5. DeAngelo Hall, Virginia Tech.....	DB	JR	13	33	487	3	14.76	2.54
6. Marcus James, Missouri.....	WR	SR	13	26	377	0	14.50	2.00
7. Marion Barber III, Minnesota....	RB	SO	13	28	405	0	14.46	2.15
8. Jim Leonhard, Wisconsin.....	DB	JR	13	34	470	2	13.82	2.62
9. Steve Breaston, Michigan.....	WR	SO	13	45	619	2	13.76	3.46
10. Marvin Young, Southern Miss....	WR	JR	13	33	450	1	13.64	2.54
11. Matt Cherry, Akron.....	WR	SR	12	23	305	2	13.26	1.92
12. Corey Brazil, Louisiana Tech.....	DB	SR	11	20	263	0	13.15	1.82

Rank, Player	Pos	Cl	G	PRet	Yds	TD	Yds/Ret	Ret/Gm
13. Charles Gordon, Kansas.....	WR	FR	13	26	341	0	13.12	2.00
14. Lance Moore, Toledo.....	WR	JR	12	17	219	1	12.88	1.42
15. Nathan Vasher, Texas.....	DB	SR	13	27	344	0	12.74	2.08
16. Marvin Jackson, Arkansas.....	DB	SR	13	26	329	1	12.65	2.00
17. Tremayne Kirkland, UNLV.....	WR	FR	12	25	314	0	12.56	2.08
18. Tim Gilligan, Boise St.....	WR	SR	13	37	460	1	12.43	2.85
19. Ramon Ochoa, Iowa.....	WR	SR	13	40	495	1	12.38	3.08
20. Antonio Perkins, Oklahoma.....	DB	JR	14	53	642	4	12.11	3.79
21. Jeremy Bloom, Colorado.....	WR	SO	12	24	289	0	12.04	2.00
22. Jonathan Smith, Georgia Tech..	WR	SR	13	31	364	2	11.74	2.38
23. Charles Frederick, Washington..	WR	JR	12	29	340	1	11.72	2.42
24. Wes Welker, Texas Tech.....	WR	SR	13	33	385	2	11.67	2.54
25. Tres Moses, Rutgers.....	WR	JR	11	22	250	1	11.36	2.00
26. Kendrick Masley, Western Mich..	WR	SR	12	38	429	0	11.29	3.17
27. Mike Cox, Arkansas St.....	WR	SR	12	20	223	0	11.15	1.67
28. Dexter Wynn, Colorado St.....	DB	SR	13	35	389	0	11.11	2.69

Rank, Player	Pos	Cl	G	PRet	Yds	TD	Yds/Ret	Ret/Gm
29. Nick Turner, Mississippi St.	RB	SO	12	28	310	0	11.07	2.33
30. Keiwan Ratliff, Florida	DB	SR	13	31	343	0	11.06	2.38
31. Cory Rodgers, TCU	WR	FR	13	32	352	0	11.00	2.46
32. David Fiebia, Utah St.	WR	SR	12	22	240	0	10.91	1.83
33. Jamall Broussard, San Jose St.	WR	SR	11	16	174	1	10.88	1.45
34. Vontez Duff, Notre Dame	DB	SR	12	24	260	0	10.83	2.00
35. Zamir Cobb, Temple	WR	SR	12	21	227	0	10.81	1.75
36. Steven Moore, Oregon	DB	SR	10	22	234	1	10.64	2.20
37. Tramain Hall, North Carolina St.	WR	SO	13	19	202	2	10.63	1.46
38. Anthony Chambers, Purdue	WR	SR	13	47	499	1	10.62	3.62
39. Jermaine Landrum, Tulsa	WR	JR	13	28	296	1	10.57	2.15
40. Roscoe Parrish, Miami (Fla.)	WR	SO	11	23	240	1	10.43	2.09
41. Trumaine Riley, Eastern Mich.	WR	FR	12	15	156	0	10.40	1.25
42. William Ferguson, Pittsburgh	DB	SR	13	32	327	0	10.22	2.46
43. Bernard Berrian, Fresno St.	WR	SR	14	42	429	1	10.21	3.00
44. Blake Warren, Southern Methodist.	WR	FR	12	17	173	1	10.18	1.42
45. Marcus Clayton, Syracuse	DB	FR	12	27	273	1	10.11	2.25
46. Chad McCullar, Houston	WR	SO	13	28	282	0	10.07	2.15
47. Josh Golden, Arizona St.	DB	SO	12	19	190	0	10.00	1.58
47. Darren Sproles, Kansas St.	RB	JR	15	19	190	1	10.00	1.27
49. Derek Abney, Kentucky	WR	SR	12	29	285	1	9.83	2.42
50. Chad Owens, Hawaii	WR	JR	11	14	136	0	9.71	1.27
51. Tavaris Capers, UCF	WR	JR	12	15	145	1	9.67	1.25
52. Marquies Hagans, Virginia	QB	SO	13	28	269	0	9.61	2.15
53. Josh Barge, Wyoming	WR	SO	12	24	229	0	9.54	2.00
54. Sammy Moore, Washington St.	WR	SR	13	43	405	0	9.42	3.31
55. Damien Gary, Georgia	WR	SR	14	30	281	0	9.37	2.14
56. Calvin Lowry, Penn St.	DB	SO	12	26	240	0	9.23	2.17
57. Tre Smith, Auburn	RB	SO	13	36	327	0	9.08	2.77
58. Clifton Herbert, Hawaii	WR	SR	13	30	271	0	9.03	2.31
59. Luke Powell, Stanford	WR	SR	11	36	325	1	9.03	3.27
60. Steve Suter, Maryland	WR	JR	12	37	334	2	9.03	3.08
61. Brian Fisher, South Fla.	WR	JR	11	47	424	0	9.02	4.27
62. Greig Carlson, Southern California ..	WR	SO	13	21	188	0	8.95	1.62
63. Michael Jenkins, Ohio St.	WR	SR	13	20	178	1	8.90	1.54
64. Josh Davis, Nebraska	RB	SR	13	29	257	0	8.86	2.23

Rank, Player	Pos	Cl	G	PRet	Yds	TD	Yds/Ret	Ret/Gm
65. Charles Sharon, Bowling Green	WR	SO	13	31	274	0	8.84	2.38
66. Matt Ward, Air Force	RB	SO	12	18	155	0	8.61	1.50
67. Mike Espy, Mississippi	WR	SO	13	43	369	0	8.58	3.31
68. P.J. Fleck, Northern Ill.	WR	SR	12	23	191	0	8.30	1.92
69. Ronald Hatcher, Vanderbilt	RB	JR	12	36	298	0	8.28	3.00
70. Vincent Strang, California	WR	SR	14	27	220	1	8.15	1.93
71. Glenn Johnson, Indiana	WR	SR	11	17	136	0	8.00	1.55
71. Willie Andrews, Baylor	DB	SO	12	29	232	0	8.00	2.42
73. Craig Bragg, UCLA	WR	JR	13	38	302	0	7.95	2.92
74. Ziehl Kavanaght, Michigan St.	WR	SR	13	26	206	0	7.92	2.00
75. Cole Hoppe, Memphis	WR	SO	13	27	211	0	7.81	2.08
76. Thaddeus Lewis, Cincinnati	DB	SR	12	23	179	0	7.78	1.92
77. Lance Rhodes, UAB	WR	SO	12	18	139	0	7.72	1.50
78. Kyle Conerly, San Diego St.	WR	JR	12	30	231	0	7.70	2.50
79. Paris Warren, Utah	WR	JR	11	23	177	0	7.70	2.09
79. Robert Haskins, Louisville	WR	SO	12	23	177	0	7.70	1.92
81. Jason Tomlinson, Navy	WR	FR	12	19	146	0	7.68	1.58
82. Derrick Hamilton, Clemson	WR	JR	13	29	218	0	7.52	2.23
83. Toby Christensen, Brigham Young ..	WR	SR	12	28	210	0	7.50	2.33
84. Dwight Couter, New Mexico	WR	SR	13	36	267	0	7.42	2.77
85. Charles Estes, La.-Monroe	WR	JR	11	24	177	0	7.38	2.18
86. Jerrell Carter, La.-Lafayette	DB	JR	11	20	145	0	7.25	1.82
87. Jon Drager, Kent St.	DB	FR	12	20	143	0	7.15	1.67
88. Tremel Guillory, Marshall	WR	JR	12	30	211	0	7.03	2.50
89. Ronshay Jenkins, New Mexico St.	WR	SR	12	19	133	0	7.00	1.58
89. Ryan Hahaj, Ball St.	WR	SO	12	25	175	0	7.00	2.08
89. Shaud Williams, Alabama	WR	SR	13	19	133	1	7.00	1.46
92. Todd Miller, Iowa St.	RB	JR	12	24	167	0	6.96	2.00
93. Willie Idlette, Wake Forest	WR	FR	12	21	146	1	6.95	1.75
94. Will Galusha, Rice	DB	JR	9	17	116	0	6.82	1.89
95. Rayshun Reed, Troy St.	DB	SR	11	20	131	0	6.55	1.82
96. Chris Henry, Middle Tenn.	WR	SO	10	14	87	0	6.21	1.40
97. Adam Jones, West Virginia	DB	SO	13	16	98	0	6.13	1.23
98. Jahmal Fenner, UTEP	DB	JR	10	22	133	0	6.05	2.20
99. Kunle Patrick, Northwestern	WR	SR	13	25	150	0	6.00	1.92
100. Matt Kneeven, Buffalo	WR	JR	12	20	119	0	5.95	1.67

2003 Division I-A Team Leaders

Rushing									
Rank, Team	G	Rsh	Net	Avg	TD	Ydspg	W	L	T
1. Navy	13	760	4202	5.53	44	323.23	8	5	0
2. Rice	12	687	3800	5.53	35	316.67	5	7	0
3. Minnesota	13	683	3759	5.50	46	289.15	10	3	0
4. Air Force	12	716	3367	4.70	31	280.58	7	5	0
5. Arkansas	13	626	3145	5.02	34	241.92	9	4	0
6. Missouri	13	551	3087	5.60	38	237.46	8	5	0
7. Nebraska	13	716	3063	4.28	28	235.62	10	3	0
8. Texas	13	587	3023	5.15	41	232.54	10	3	0
9. Kansas St.	15	688	3429	4.98	42	228.60	11	4	0
10. Louisville	13	518	2966	5.73	35	228.15	9	4	0
11. Oklahoma St.	13	522	2831	5.42	34	217.77	9	4	0
12. Houston	13	651	2802	4.30	31	215.54	7	6	0
13. West Virginia	13	600	2762	4.60	25	212.46	8	5	0
14. Northwestern	13	593	2759	4.65	30	212.23	6	7	0
15. New Mexico St.	12	591	2541	4.30	21	211.75	3	9	0
16. New Mexico	13	616	2730	4.43	28	210.00	8	5	0
17. Virginia Tech	13	515	2721	5.28	33	209.31	8	5	0
18. TCU	13	659	2700	4.10	27	207.69	11	2	0
19. Wake Forest	12	569	2439	4.29	31	203.25	5	7	0
20. Marshall	12	499	2356	4.72	23	196.33	8	4	0
21. Bowling Green	14	583	2748	4.71	29	196.29	11	3	0
22. Central Mich.	12	541	2350	4.34	20	195.83	3	9	0
23. Tulsa	13	515	2492	4.84	29	191.69	8	5	0
24. Maryland	13	552	2487	4.51	24	191.31	10	3	0
25. Colorado St.	13	543	2480	4.57	25	190.77	7	6	0
26. Syracuse	12	509	2273	4.47	27	189.42	6	6	0
27. LSU	14	593	2600	4.38	24	185.71	13	1	0
28. Toledo	12	452	2214	4.90	22	184.50	8	4	0
29. Auburn	13	541	2392	4.42	32	184.00	8	5	0
30. Ohio	12	609	2201	3.61	26	183.42	2	10	0
31. Boston College	13	557	2367	4.25	23	182.08	8	5	0
32. Memphis	13	530	2360	4.45	22	181.54	9	4	0
33. Miami (Fla.)	13	507	2338	4.61	18	179.85	11	2	0
34. Connecticut	12	463	2155	4.65	21	179.58	9	3	0
35. North Texas	13	561	2308	4.11	28	177.54	9	4	0

Rank, Team	G	Rsh	Net	Avg	TD	Ydspg	W	L	T
36. Texas A&M	12	479	2127	4.44	22	177.25	4	8	0
37. Wisconsin	13	573	2301	4.02	23	177.00	7	6	0
38. Michigan	13	538	2287	4.25	29	175.92	10	3	0
39. Iowa	13	534	2248	4.21	20	172.92	10	3	0
40. Duke	12	547	2065	3.78	16	172.08	4	8	0
41. Nevada	12	478	2053	4.29	17	171.08	6	6	0
42. UTEP	13	542	2201	4.06	19	169.31	2	11	0
43. Buffalo	12	529	2026	3.83	12	168.83	1	11	0
44. California	14	542	2356	4.35	28	168.29	8	6	0
45. Kansas	13	492	2152	4.37	20	165.54	6	7	0
46. Cincinnati	12	518	1980	3.82	18	165.00	5	7	0
47. South Carolina	12	463	1937	4.18	21	161.42	5	7	0
48. Utah	12	539	1926	3.57	25	160.50	10	2	0
49. Georgia Tech	13	509	2086	4.10	16	160.46	7	6	0
50. Fresno St.	14	528	2246	4.25	18	160.43	9	5	0
51. Miami (Ohio)	14	518	2244	4.33	36	160.29	13	1	0
52. Northern Ill.	12	508	1920	3.78	20	160.00	10	2	0
53. Arkansas St.	12	460	1910	4.15	20	159.17	5	7	0
54. Alabama	13	515	2066	4.01	17	158.92	4	9	0
55. Akron	12	474	1907	4.02	28	158.92	7	5	0
56. Notre Dame	12	472	1887	4.00	13	157.25	5	7	0
57. Kent St.	12	500	1872	3.74	22	156.00	5	7	0
58. Southern California ..	13	455	2027	4.45	20	155.92	12	1	0
59. Indiana	12	555	1863	3.36	15	155.25	2	10	0
60. Troy St.	12	514	1855	3.61	15	154.58	6	6	0
61. North Carolina	12	387	1805	4.66	17	150.42	2	10	0
62. Boise St.	14	572	2101	3.67	40	150.07	13	1	0
63. Purdue	13	552	1936	3.51	22	148.92	9	4	0
64. Mississippi	13	491	1913	3.90	18	147.15	10	3	0
65. Oklahoma	14	539	2054	3.81	27	146.71	12	2	0
66. Florida	13	454	1898	4.18	21	146.00	8	5	0
67. Vanderbilt	12	477	1740	3.65	10	145.00	2	10	0
68. Middle Tenn.	12	494	1735	3.51	23	144.58	4	8	0
69. Rutgers	12	498	1679	3.37	19	139.92	5	7	0
70. Tennessee	13	463	1800	3.89	16	138.46	10	2	1
71. East Caro.	12	502	1660	3.31	16	138.33	1	11	0
72. Louisiana Tech	12	3							

Rank, Team	G	Rsh	Net	Avg	TD	Ydspg	W	L	T	Rank, Team	G	Rsh	Net	Avg	TD	Ydspg	W	L	T
74. Georgia	14	562	1889	3.36	22	134.93	11	3	0	96. Arizona St.	12	403	1408	3.49	11	117.33	5	7	0
75. Oregon St.	13	526	1754	3.33	25	134.92	8	5	0	97. Eastern Mich.	12	449	1402	3.12	15	116.83	3	9	0
76. UNLV	12	482	1601	3.32	11	133.42	6	6	0	98. La.-Lafayette	12	422	1398	3.31	18	116.50	4	8	0
77. Florida St.	13	470	1732	3.69	20	133.23	10	3	0	99. Washington St.	13	484	1495	3.09	15	115.00	10	3	0
78. UAB	12	443	1589	3.59	11	132.42	5	7	0	100. Ball St.	12	422	1378	3.27	10	114.83	4	8	0
78. Tulane	12	405	1589	3.92	10	132.42	5	7	0	101. Illinois	12	375	1328	3.54	5	110.67	1	11	0
80. Oregon	13	489	1715	3.51	15	131.92	8	5	0	102. Baylor	12	478	1320	2.76	8	110.00	3	9	0
81. South Fla.	11	424	1433	3.38	18	130.27	7	4	0	103. Utah St.	12	374	1300	3.48	14	108.33	3	9	0
82. Virginia	13	439	1693	3.86	17	130.23	8	5	0	104. Texas Tech	13	308	1397	4.54	20	107.46	8	5	0
83. Southern Methodist	12	504	1552	3.08	6	129.33	0	12	0	105. San Jose St.	11	355	1147	3.23	10	104.27	3	8	0
84. Ohio St.	13	494	1639	3.32	14	126.08	11	2	0	106. Hawaii	14	318	1452	4.57	18	103.71	9	5	0
85. Kentucky	12	434	1501	3.46	24	125.08	4	8	0	107. North Carolina St.	13	392	1311	3.34	20	100.85	8	5	0
86. Idaho	12	403	1500	3.72	10	125.00	3	9	0	108. Brigham Young	12	397	1195	3.01	7	99.58	4	8	0
87. Arizona	12	380	1486	3.91	10	123.83	2	10	0	109. La.-Monroe	12	399	1186	2.97	11	98.83	1	11	0
88. San Diego St.	12	413	1470	3.56	11	122.50	6	6	0	110. UCF	12	360	1175	3.26	11	97.92	3	9	0
89. Southern Miss.	13	523	1587	3.03	14	122.08	9	4	0	111. Michigan St.	13	390	1266	3.25	15	97.38	8	5	0
90. Penn St.	12	397	1464	3.69	14	122.00	3	9	0	112. Stanford	11	414	1054	2.55	10	95.82	4	7	0
91. Iowa St.	12	446	1448	3.25	10	120.67	2	10	0	113. Colorado	12	435	1122	2.58	16	93.50	5	7	0
92. Temple	12	415	1439	3.47	17	119.92	1	11	0	114. UCLA	13	455	1195	2.63	11	91.92	6	7	0
93. Washington	12	464	1434	3.09	19	119.50	6	6	0	115. Wyoming	12	371	1013	2.73	11	84.42	4	8	0
94. Mississippi St.	12	371	1424	3.84	13	118.67	2	10	0	116. Western Mich.	12	344	973	2.83	13	81.08	5	7	0
95. Pittsburgh	13	483	1528	3.16	12	117.54	8	5	0	117. Army	13	405	826	2.04	10	63.54	0	13	0

Passing Offense

Rank, School	G	Att	Com	Int	Pct	Yds	YdsAtt	TD	Yds/Gm	IPct	YdCp	W	L	T
1. Texas Tech	13	780	506	23	64.87	6179	7.92	53	475.3	2.95	12.21	8	5	0
2. Hawaii	14	754	444	27	58.89	5382	7.14	42	384.4	3.58	12.12	9	5	0
3. North Carolina St.	13	496	357	7	71.98	4580	9.23	35	352.3	1.41	12.83	8	5	0
4. Miami (Ohio)	14	535	363	11	67.85	4772	8.92	38	340.9	2.06	13.15	13	1	0
5. Boise St.	14	489	295	9	60.33	4708	9.63	33	336.3	1.84	15.96	13	1	0
6. Oregon St.	13	534	274	25	51.31	4265	7.99	25	328.1	4.68	15.57	8	5	0
7. Akron	12	449	287	10	63.92	3736	8.32	22	311.3	2.23	13.02	7	5	0
8. Western Mich.	12	450	272	20	60.44	3701	8.22	31	308.4	4.44	13.61	5	7	0
9. Bowling Green	14	528	345	13	65.34	4206	7.97	32	300.4	2.46	12.19	11	3	0
10. Connecticut	12	483	283	14	58.59	3575	7.40	33	297.9	2.90	12.63	9	3	0
11. Louisiana Tech	12	482	267	16	55.39	3519	7.30	20	293.3	3.32	13.18	5	7	0
12. Oklahoma	14	479	298	11	62.21	4098	8.56	43	292.7	2.30	13.75	12	2	0
13. Southern California	13	442	274	9	61.99	3791	8.58	39	291.6	2.04	13.84	12	1	0
14. Pittsburgh	13	427	251	14	58.78	3746	8.77	38	288.2	3.28	14.92	8	5	0
15. Mississippi	13	449	282	10	62.81	3718	8.28	31	286.0	2.23	13.18	10	3	0
16. Clemson	13	490	300	13	61.22	3687	7.52	23	283.6	2.65	12.29	9	4	0
17. San Jose St.	11	463	273	6	58.96	3106	6.71	18	282.4	1.30	11.38	3	8	0
18. Colorado	12	452	283	13	62.61	3351	7.41	27	279.3	2.88	11.84	5	7	0
19. Toledo	12	423	298	8	70.45	3339	7.89	29	278.3	1.89	11.20	8	4	0
20. Arizona St.	12	465	244	11	52.47	3291	7.08	25	274.3	2.37	13.49	5	7	0
21. Washington St.	13	478	260	22	54.39	3526	7.38	22	271.2	4.60	13.56	10	3	0
22. Michigan	13	476	284	10	59.66	3520	7.39	26	270.8	2.10	12.39	10	3	0
23. Michigan St.	13	506	312	15	61.66	3510	6.94	21	270.0	2.96	11.25	8	5	0
24. Washington	12	485	270	14	55.67	3236	6.67	17	269.7	2.89	11.99	6	6	0
25. Florida St.	13	438	249	13	56.85	3505	8.00	26	269.6	2.97	14.08	10	3	0
26. California	14	452	278	8	61.50	3705	8.20	28	264.6	1.77	13.33	8	6	0
27. Memphis	13	470	260	13	55.32	3419	7.27	23	263.0	2.77	13.15	9	4	0
28. Wyoming	12	436	249	9	57.11	3134	7.19	23	261.2	2.06	12.59	4	8	0
29. Louisville	13	395	237	12	60.00	3389	8.58	20	260.7	3.04	14.30	9	4	0
30. Tulane	12	425	253	14	59.53	3093	7.28	34	257.8	3.29	12.23	5	7	0
31. Kansas	13	414	255	15	61.59	3327	8.04	25	255.9	3.62	13.05	6	7	0
32. Virginia	13	466	316	12	67.81	3324	7.13	23	255.7	2.58	10.52	8	5	0
33. Idaho	12	445	239	13	53.71	3057	6.87	20	254.8	2.92	12.79	3	9	0
34. Oregon	13	427	247	13	57.85	3288	7.70	24	252.9	3.04	13.31	8	5	0
35. Colorado St.	13	357	217	15	60.78	3226	9.04	22	248.2	4.20	14.87	7	6	0
36. Florida	13	406	244	14	60.10	3190	7.86	20	245.4	3.45	13.07	8	5	0
37. Georgia	14	461	274	12	59.44	3435	7.45	14	245.4	2.60	12.54	11	3	0
38. Marshall	12	377	255	18	67.64	2935	7.79	22	244.6	4.77	11.51	8	4	0
39. North Carolina	12	429	258	11	60.14	2927	6.82	21	243.9	2.56	11.34	2	10	0
40. Houston	13	367	223	7	60.76	3156	8.60	26	242.8	1.91	14.15	7	6	0
41. Utah St.	12	446	245	12	54.93	2904	6.51	19	242.0	2.69	11.85	3	9	0
42. Tennessee	13	422	238	9	56.40	3034	7.19	28	233.4	2.13	12.75	10	2	1
43. LSU	14	401	255	15	63.59	3257	8.12	30	232.6	3.74	12.77	13	1	0
44. Maryland	13	361	200	7	55.40	2995	8.30	20	230.4	1.94	14.98	10	3	0
45. Rutgers	12	406	240	19	59.11	2757	6.79	16	229.8	4.68	11.49	5	7	0
46. Illinois	12	451	274	16	60.75	2756	6.11	15	229.7	3.55	10.06	1	11	0
47. Cincinnati	12	438	231	10	52.74	2741	6.26	14	228.4	2.28	11.87	5	7	0
48. Ball St.	12	422	246	12	58.29	2730	6.47	22	227.5	2.84	11.10	4	8	0
49. Middle Tenn.	12	366	224	8	61.20	2720	7.43	18	226.7	2.19	12.14	4	8	0
50. Temple	12	444	234	12	52.70	2697	6.07	13	224.8	2.70	11.53	1	11	0
51. Purdue	13	419	254	7	60.62	2912	6.95	16	224.0	1.67	11.46	9	4	0
52. Boston College	13	397	224	13	56.42	2892	7.28	24	222.5	3.27	12.91	8	5	0
53. UCF	12	406	250	19	61.58	2662	6.56	16	221.8	4.68	10.65	3	9	0
54. TCU	13	349	199	11	57.02	2881	8.26	12	221.6	3.15	14.48	11	2	0
55. La.-Monroe	12	450	240	20	53.33	2652	5.89	19	221.0	4.44	11.05	1	11	0

Rank, School	G	Att	Com	Int	Pct	Yds	YdsAtt	TD	Yds/Gm	IPct	YdCp	W	L	T
56. Kent St.	12	398	192	10	48.24	2637	6.63	16	219.8	2.51	13.73	5	7	0
57. La.-Lafayette.....	12	437	250	15	57.21	2628	6.01	13	219.0	3.43	10.51	4	8	0
58. Northern Ill.	12	350	207	10	59.14	2627	7.51	25	218.9	2.86	12.69	10	2	0
59. Wisconsin13	332	184	13	55.42	2833	8.53	18	217.9	3.92	15.40	7	6	0	
60. San Diego St.	12	442	241	17	54.52	2609	5.90	10	217.4	3.85	10.83	6	6	0
61. UAB12	337	164	13	48.66	2599	7.71	16	216.6	3.86	15.85	5	7	0	
62. Nevada12	386	190	16	49.22	2588	6.70	15	215.7	4.15	13.62	6	6	0	
63. Miami (Fla.).....13	410	245	20	59.76	2796	6.82	15	215.1	4.88	11.41	11	2	0	
64. Brigham Young12	449	245	22	54.57	2580	5.75	13	215.0	4.90	10.53	4	8	0	
65. Utah12	328	203	5	61.89	2568	7.83	17	214.0	1.52	12.65	10	2	0	
66. Texas A&M12	330	178	13	53.94	2551	7.73	12	212.6	3.94	14.33	4	8	0	
67. Kansas St.15	371	194	17	52.29	3186	8.59	25	212.4	4.58	16.42	11	4	0	
68. Army13	525	272	25	51.81	2694	5.13	13	207.2	4.76	9.90	0	13	0	
69. Vanderbilt12	347	196	15	56.48	2485	7.16	20	207.1	4.32	12.68	2	10	0	
70. Texas13	330	186	9	56.36	2686	8.14	22	206.6	2.73	14.44	10	3	0	
71. Ohio St.13	366	208	13	56.83	2679	7.32	20	206.1	3.55	12.88	11	2	0	
72. Minnesota13	287	176	7	61.32	2671	9.31	18	205.5	2.44	15.18	10	3	0	
73. UCLA13	430	226	15	52.56	2639	6.14	12	203.0	3.49	11.68	6	7	0	
74. Southern Miss.13	364	188	13	51.65	2637	7.24	17	202.8	3.57	14.03	9	4	0	
75. Kentucky12	381	206	10	54.07	2426	6.37	18	202.2	2.62	11.78	4	8	0	
76. Mississippi St.12	395	207	25	52.41	2424	6.14	15	202.0	6.33	11.71	2	10	0	
77. New Mexico St.12	285	176	13	61.75	2379	8.35	10	198.3	4.56	13.52	3	9	0	
78. UTEP13	409	207	24	50.61	2570	6.28	13	197.7	5.87	12.42	2	11	0	
79. Oklahoma St.13	350	191	13	54.57	2561	7.32	21	197.0	3.71	13.41	9	4	0	
80. Tulsa13	367	211	12	57.49	2549	6.95	23	196.1	3.27	12.08	8	5	0	
81. South Carolina12	356	177	12	49.72	2324	6.53	12	193.7	3.37	13.13	5	7	0	
82. Virginia Tech13	305	181	15	59.34	2502	8.20	17	192.5	4.92	13.82	8	5	0	
83. Auburn13	323	202	9	62.54	2499	7.74	10	192.2	2.79	12.37	8	5	0	
84. Fresno St.14	470	267	15	56.81	2690	5.72	15	192.1	3.19	10.07	9	5	0	
85. Alabama13	386	201	15	52.07	2491	6.45	17	191.6	3.89	12.39	4	9	0	
86. Penn St.12	396	198	10	50.00	2296	5.80	11	191.3	2.53	11.60	3	9	0	
87. New Mexico13	307	161	14	52.44	2477	8.07	19	190.5	4.56	15.39	8	5	0	
88. Arkansas13	304	167	9	54.93	2462	8.10	20	189.4	2.96	14.74	9	4	0	
89. Stanford11	397	189	18	47.61	2059	5.19	12	187.2	4.53	10.89	4	7	0	
90. Arizona12	395	185	23	46.84	2204	5.58	14	183.7	5.82	11.91	2	10	0	
91. Syracuse12	311	186	8	59.81	2164	6.96	10	180.3	2.57	11.63	6	6	0	
92. Notre Dame12	411	195	19	47.45	2149	5.23	10	179.1	4.62	11.02	5	7	0	
93. South Fla.11	346	168	12	48.55	1957	5.66	12	177.9	3.47	11.65	7	4	0	
94. Iowa St.12	378	172	16	45.50	2122	5.61	10	176.8	4.23	12.34	2	10	0	
95. UNLV12	369	187	11	50.68	2110	5.72	12	175.8	2.98	11.28	6	6	0	
96. Central Mich.12	343	189	10	55.10	2098	6.12	17	174.8	2.92	11.10	3	9	0	
97. East Caro.12	360	211	18	58.61	2075	5.76	6	172.9	5.00	9.83	1	11	0	
98. Baylor12	344	195	12	56.69	2057	5.98	11	171.4	3.49	10.55	3	9	0	
99. Duke12	359	176	8	49.03	2051	5.71	8	170.9	2.23	11.65	4	8	0	
100. Georgia Tech13	379	199	13	52.51	2212	5.84	13	170.2	3.43	11.12	7	6	0	
101. Indiana12	330	174	9	52.73	1998	6.05	4	166.5	2.73	11.48	2	10	0	
102. Missouri13	375	225	8	60.00	2158	5.75	14	166.0	2.13	9.59	8	5	0	
103. Northwestern13	335	178	13	53.13	2121	6.33	4	163.2	3.88	11.92	6	7	0	
104. Iowa13	321	171	10	53.27	2095	6.53	19	161.2	3.12	12.25	10	3	0	
105. West Virginia13	252	129	8	51.19	2034	8.07	19	156.5	3.17	15.77	8	5	0	
106. Ohio12	238	120	7	50.42	1851	7.78	9	154.3	2.94	15.43	2	10	0	
107. Eastern Mich.12	332	180	16	54.22	1844	5.55	8	153.7	4.82	10.24	3	9	0	
108. Wake Forest12	249	146	10	58.63	1818	7.30	8	151.5	4.02	12.45	5	7	0	
109. Arkansas St.12	328	161	21	49.09	1817	5.54	10	151.4	6.40	11.29	5	7	0	
110. North Texas13	225	122	9	54.22	1949	8.66	15	149.9	4.00	15.98	9	4	0	
111. Troy St.12	311	132	15	42.44	1672	5.38	8	139.3	4.82	12.67	6	6	0	
112. Southern Methodist 12	290	135	15	46.55	1576	5.43	7	131.3	5.17	11.67	0	12	0	
113. Buffalo12	304	155	7	50.99	1461	4.81	6	121.8	2.30	9.43	1	11	0	
114. Nebraska13	192	94	10	48.96	1422	7.41	8	109.4	5.21	15.13	10	3	0	
115. Air Force12	183	92	8	50.27	1259	6.88	8	104.9	4.37	13.68	7	5	0	
116. Navy13	158	74	6	46.84	1304	8.25	8	100.3	3.80	17.62	8	5	0	
117. Rice12	128	61	10	47.66	964	7.53	6	80.3	7.81	15.80	5	7	0	

Total Offense

Rank, School	G	Pl	Yds	Avg	TD	Yds/Gm	W	L	T
1. Texas Tech13	108	7576	6.96	76	582.77	8	5	0	
2. Miami (Ohio)14	105	7016	6.66	82	501.14	13	1	0	
3. Bowling Green14	111	6954	6.26	61	496.71	11	3	0	
4. Minnesota13	970	6430	6.63	66	494.62	10	3	0	
5. Louisville13	913	6355	6.96	58	488.85	9	4	0	
6. Hawaii14	107	6834	6.38	63	488.14	9	5	0	
7. Boise St.14	106	6809	6.42	77	486.36	13	1	0	
8. Connecticut12	946	5730	6.06	54	477.50	9	3	0	
9. Akron12	923	5643	6.11	55	470.25	7	5	0	
10. Oregon St.13	106	6019	5.68	53	463.00	8	5	0	
11. Toledo12	875	5553	6.35	55	462.75	8	4	0	
12. Houston13	101	5958	5.85	58	458.31	7	6	0	
13. North Carolina St. ...13	888	5891	6.63	65	453.15	8	5	0	
14. Southern California...13	897	5818	6.49	68	447.54	12	1	0	
15. Michigan13	101	5807	5.73	61	446.69	10	3	0	
16. Memphis13	100	5779	5.78	48	444.54	9	4	0	

Rank, School	G	Pl	Yds	Avg	TD	Yds/Gm	W	L	T
17. Kansas St.15	105	6615	6.25	73	441.00	11	4	0	
18. Marshall12	876	5291	6.04	47	440.92	8	4	0	
19. Oklahoma14	101	6152	6.04	78	439.43	12	2	0	
20. Texas13	917	5709	6.23	72	439.15	10	3	0	
21. Colorado St.13	900	5706	6.34	49	438.92	7	6	0	
22. Mississippi13	940	5631	5.99	52	433.15	10	3	0	
23. California14	994	6061	6.10	59	432.93	8	6	0	
24. Arkansas13	930	5607	6.03	56	431.31	9	4	0	
25. Louisiana Tech12	842	5173	6.14	35	431.08	5	7	0	
26. TCU13	100	5581	5.54	42	429.31	11	2	0	
27. Navy13	918	5506	6.00	52	423.54	8	5	0	
28. Maryland13	913	5482	6.00	48	421.69	10	3	0	
29. Kansas13	906	5479	6.05	50	421.46	6	7	0	
30. Clemson13	955	5466	5.72	45	420.46	9	4	0	
31. LSU14	994	5857	5.89	63	418.36	13	1	0	
32. Oklahoma St.13	872	5392	6.18	60	414.77	9	4	0	
33. New Mexico St.12	876	4920	5.62	32	410.00	3	9	0	
34. Pittsburgh13	910	5274	5.80	51	405.69	8	5	0	
35. Boston College13	954	5259	5.51	48	404.54	8	5	0	

Rank, School	G	Pl	Yds	Avg	TD	Yds/Gm	W	L	T	Rank, School	G	Pl	Yds	Avg	TD	Yds/Gm	W	L	T
36. Missouri	13	926	5245	5.66	53	403.46	8	5	0	77. Fresno St.	14	998	4936	4.95	37	352.57	9	5	0
37. Florida St.	13	908	5237	5.77	52	402.85	10	3	0	78. Vanderbilt	12	824	4225	5.13	31	352.08	2	10	0
38. Virginia Tech	13	820	5223	6.37	61	401.77	8	5	0	79. Alabama	13	901	4557	5.06	41	350.54	4	9	0
39. New Mexico	13	923	5207	5.64	49	400.54	8	5	0	80. Utah St.	12	820	4204	5.13	36	350.33	3	9	0
40. Rice	12	815	4764	5.85	46	397.00	5	7	0	81. UAB	12	780	4188	5.37	28	349.00	5	7	0
41. Miami (Fla.)	13	917	5134	5.60	42	394.92	11	2	0	82. Wyoming	12	807	4147	5.14	36	345.58	4	8	0
41. Wisconsin	13	905	5134	5.67	45	394.92	7	6	0	83. Nebraska	13	908	4485	4.94	40	345.00	10	3	0
43. North Carolina	12	816	4732	5.80	40	394.33	2	10	0	84. Temple	12	859	4136	4.81	30	344.67	1	11	0
44. Cincinnati	12	956	4721	4.94	35	393.42	5	7	0	85. Duke	12	906	4116	4.54	25	343.00	4	8	0
45. Arizona St.	12	868	4699	5.41	39	391.58	5	7	0	86. Ball St.	12	844	4108	4.87	32	342.33	4	8	0
46. Florida	13	860	5088	5.92	47	391.38	8	5	0	87. Illinois	12	826	4084	4.94	23	340.33	1	11	0
47. Tulane	12	830	4682	5.64	47	390.17	5	7	0	88. San Diego St.	12	855	4079	4.77	25	339.92	6	6	0
48. Texas A&M	12	809	4678	5.78	37	389.83	4	8	0	89. Ohio	12	847	4052	4.78	35	337.67	2	10	0
49. Western Mich.	12	794	4674	5.89	44	389.50	5	7	0	90. Notre Dame	12	883	4036	4.57	26	336.33	5	7	0
50. Washington	12	949	4670	4.92	41	389.17	6	6	0	91. La.-Lafayette	12	859	4026	4.69	33	335.50	4	8	0
51. Tulsa	13	882	5041	5.72	54	387.77	8	5	0	92. Iowa	13	855	4343	5.08	45	334.08	10	3	0
52. Nevada	12	864	4641	5.37	36	386.75	6	6	0	93. Ohio St.	13	860	4318	5.02	39	332.15	11	2	0
53. San Jose St.	11	818	4253	5.20	33	386.64	3	8	0	94. Georgia Tech	13	888	4298	4.84	32	330.62	7	6	0
54. Washington St.	13	962	5021	5.22	45	386.23	10	3	0	95. North Texas	13	786	4257	5.42	46	327.46	9	4	0
55. Virginia	13	905	5017	5.54	42	385.92	8	5	0	96. Kentucky	12	815	3927	4.82	44	327.25	4	8	0
56. Air Force	12	899	4626	5.15	41	385.50	7	5	0	97. Southern Miss.	13	887	4224	4.76	36	324.92	9	4	0
57. Oregon	13	916	5003	5.46	45	384.85	8	5	0	98. Indiana	12	885	3861	4.36	20	321.75	2	10	0
58. Georgia	14	102	5324	5.20	40	380.29	11	3	0	99. Mississippi St.	12	766	3848	5.02	29	320.67	2	10	0
59. Idaho	12	848	4557	5.37	33	379.75	3	9	0	100. La.-Monroe	12	849	3838	4.52	31	319.83	1	11	0
60. Northern Ill.	12	858	4547	5.30	46	378.92	10	2	0	101. UCF	12	766	3837	5.01	28	319.75	3	9	0
61. Auburn	13	864	4891	5.66	44	376.23	8	5	0	102. Brigham Young	12	846	3775	4.46	21	314.58	4	8	0
62. Kent St.	12	898	4509	5.02	40	375.75	5	7	0	103. Penn St.	12	793	3760	4.74	29	313.33	3	9	0
63. Northwestern	13	928	4880	5.26	35	375.38	6	7	0	104. East Caro.	12	862	3735	4.33	26	311.25	1	11	0
64. Utah	12	867	4494	5.18	45	374.50	10	2	0	105. Arkansas St.	12	788	3727	4.73	33	310.58	5	7	0
65. Purdue	13	971	4848	4.99	39	372.92	9	4	0	106. UNLV	12	851	3711	4.36	28	309.25	6	6	0
66. Colorado	12	887	4473	5.04	44	372.75	5	7	0	107. South Fla.	11	770	3390	4.40	34	308.18	7	4	0
67. Tennessee	13	885	4834	5.46	45	371.85	10	2	1	108. Arizona	12	775	3690	4.76	25	307.50	2	10	0
68. Middle Tenn.	12	860	4455	5.18	42	371.25	4	8	0	109. Iowa St.	12	824	3570	4.33	21	297.50	2	10	0
69. Central Mich.	12	884	4448	5.03	38	370.67	3	9	0	110. UCLA	13	885	3834	4.33	29	294.92	6	7	0
70. Syracuse	12	820	4437	5.41	41	369.75	6	6	0	111. Troy St.	12	825	3527	4.28	24	293.92	6	6	0
71. Rutgers	12	904	4436	4.91	42	369.67	5	7	0	112. Buffalo	12	833	3487	4.19	19	290.58	1	11	0
72. West Virginia	13	852	4796	5.63	49	368.92	8	5	0	113. Stanford	11	811	3113	3.84	24	283.00	4	7	0
73. Michigan St.	13	896	4776	5.33	43	367.38	8	5	0	114. Baylor	12	822	3377	4.11	24	281.42	3	9	0
74. UTEP	13	951	4771	5.02	38	367.00	2	11	0	115. Army	13	930	3520	3.78	27	270.77	0	13	0
75. South Carolina	12	819	4261	5.20	35	355.08	5	7	0	116. Eastern Mich.	12	781	3246	4.16	23	270.50	3	9	0
76. Wake Forest	12	818	4257	5.20	45	354.75	5	7	0	117. Southern Methodist	12	794	3128	3.94	15	260.67	0	12	0

Scoring Offense

Rank, Team	G	Pts	Avg	TD	Kxp	Oxp	Dkx	Dox	FG	Sf	W	L	T
1. Boise St.	14	602	43.00	77	75	1	0	0	19	3	13	1	0
1. Miami (Ohio)	14	602	43.00	82	80	0	0	0	10	0	13	1	0
3. Oklahoma	14	601	42.93	78	74	1	0	0	19	0	12	2	0
4. Texas Tech	13	552	42.46	76	66	3	0	0	8	0	8	5	0
5. Southern California	13	534	41.08	68	65	0	0	0	19	2	12	1	0
6. Texas	13	533	41.00	72	63	4	0	0	10	0	10	3	0
7. Minnesota	13	503	38.69	66	61	2	0	0	14	0	10	3	0
8. North Carolina St.	13	489	37.62	65	61	1	0	0	12	0	8	5	0
9. Kansas St.	15	549	36.60	73	67	2	0	0	12	2	11	4	0
10. Akron	12	435	36.25	55	54	0	0	0	17	0	7	5	0
11. Oklahoma St.	13	467	35.92	60	59	0	0	0	16	0	9	4	0
12. Michigan	13	460	35.38	61	57	1	0	0	11	1	10	3	0
12. Virginia Tech	13	460	35.38	61	58	0	0	0	12	0	8	5	0
14. Hawaii	14	486	34.71	63	51	2	0	0	17	1	9	5	0
15. Louisville	13	450	34.62	58	50	4	0	0	14	1	9	4	0
16. Houston	13	448	34.46	58	56	1	0	0	14	0	7	6	0
17. Connecticut	12	408	34.00	54	49	1	0	0	11	0	9	3	0
17. Mississippi	13	442	34.00	52	49	1	0	0	25	2	10	3	0
19. LSU	14	475	33.93	63	57	1	0	0	12	1	13	1	0
20. Bowling Green	14	470	33.57	61	56	0	0	0	16	0	11	3	0
21. Arkansas	13	436	33.54	56	50	4	0	0	14	0	9	4	0
22. Oregon St.	13	433	33.31	53	52	0	0	0	19	3	8	5	0
23. California	14	457	32.64	59	54	2	0	0	15	0	8	6	0
24. Toledo	12	389	32.42	55	48	1	0	0	3	0	8	4	0
25. Florida St.	13	419	32.23	52	50	0	0	0	19	0	10	3	0
26. Northern Ill.	12	386	32.17	46	41	2	1	0	21	0	10	2	0
27. Maryland	13	406	31.23	48	42	2	0	0	24	0	10	3	0
28. Tulsa	13	400	30.77	54	49	0	0	0	9	0	8	5	0
29. Missouri	13	399	30.69	53	45	2	0	0	10	1	8	5	0
30. Navy	13	396	30.46	52	49	1	0	0	11	0	8	5	0
31. Washington St.	13	394	30.31	45	35	2	0	0	27	2	10	3	0
32. Memphis	13	393	30.23	48	44	1	0	0	19	1	9	4	0
33. New Mexico	13	391	30.08	49	45	1	0	0	16	1	8	5	0
34. Florida	13	390	30.00	47	41	2	0	0	21	0	8	5	0
35. Pittsburgh	13	389	29.92	51	49	0	0	0	10	2	8	5	0
36. Kansas	13	384	29.54	50	38	2	0	0	14	0	6	7	0
37. Colorado St.	13	381	29.31	49	46	1	0	0	13	0	7	6	0
38. TCU	13	380	29.23	42	38	3	0	0	28	0	11	2	0

Rank, Team	G	Pts	Avg	TD	Kxp	Oxp	Dkx	Dox	FG	Sf	W	L	T
39. Marshall.....	12	350	29.17	47	42	1	0	0	8	0	8	4	0
40. West Virginia.....	13	376	28.92	49	47	0	0	0	11	1	8	5	0
41. Iowa.....	13	373	28.69	45	43	0	0	0	20	0	10	3	0
42. Utah.....	12	344	28.67	45	37	2	0	0	11	0	10	2	0
43. Rice.....	12	343	28.58	46	46	0	0	0	7	0	5	7	0
44. Boston College.....	13	370	28.46	48	45	2	0	0	11	0	8	5	0
45. Tulane.....	12	337	28.08	47	40	2	1	0	3	0	5	7	0
46. Clemson.....	13	365	28.08	45	39	0	0	0	18	1	9	4	0
46. Tennessee.....	13	365	28.08	45	42	1	0	0	17	0	10	2	1
48. Virginia.....	13	364	28.00	42	41	1	0	0	23	0	8	5	0
49. Michigan St.....	13	363	27.92	43	39	0	0	0	22	0	8	5	0
50. Wake Forest.....	12	335	27.92	45	41	0	0	0	8	0	5	7	0
51. Miami (Fla.).....	13	361	27.77	42	39	1	0	0	22	1	11	2	0
52. Middle Tenn.....	12	332	27.67	42	37	2	0	0	13	0	4	8	0
53. Western Mich.....	12	331	27.58	44	41	1	0	0	8	0	5	7	0
54. North Texas.....	13	358	27.54	46	44	0	0	0	10	4	9	4	0
55. Rutgers.....	12	329	27.42	42	34	1	0	0	13	1	5	7	0
56. Oregon.....	13	356	27.38	45	45	0	0	0	13	1	8	5	0
57. Kentucky.....	12	328	27.33	44	40	2	0	0	6	1	4	8	0
58. Wisconsin.....	13	355	27.31	45	42	1	0	0	13	1	7	6	0
59. Purdue.....	13	349	26.85	39	36	1	0	0	25	1	9	4	0
60. Air Force.....	12	322	26.83	41	29	4	0	0	13	0	7	5	0
61. Kent St.....	12	321	26.75	40	33	0	0	0	16	0	5	7	0
62. Syracuse.....	12	320	26.67	41	36	1	0	0	12	0	6	6	0
63. Colorado.....	12	319	26.58	44	32	1	0	0	7	0	5	7	0
64. Georgia.....	14	371	26.50	40	38	0	0	0	31	0	11	3	0
65. North Carolina.....	12	317	26.42	40	35	2	1	0	12	0	2	10	0
66. Auburn.....	13	342	26.31	44	43	1	0	0	11	0	8	5	0
67. Washington.....	12	312	26.00	41	34	0	0	0	10	1	6	6	0
68. Louisiana Tech.....	12	310	25.83	35	31	3	0	0	21	0	5	7	0
69. Alabama.....	13	331	25.46	41	33	1	0	0	16	1	4	9	0
70. Texas A&M.....	12	304	25.33	37	31	0	0	0	17	0	4	8	0
71. Cincinnati.....	12	303	25.25	35	27	2	0	0	20	1	5	7	0
72. South Fla.....	11	276	25.09	34	30	3	0	0	12	0	7	4	0
73. Arizona St.....	12	298	24.83	39	30	1	0	0	10	1	5	7	0
74. Nebraska.....	13	322	24.77	40	35	0	0	0	15	1	10	3	0
74. Ohio St.....	13	322	24.77	39	38	0	0	0	16	1	11	2	0
76. Wyoming.....	12	286	23.83	36	34	0	0	0	12	0	4	8	0
77. San Jose St.....	11	259	23.55	33	28	0	0	0	11	0	3	8	0
78. Nevada.....	12	282	23.50	36	27	0	0	0	13	0	6	6	0
79. Central Mich.....	12	277	23.08	38	35	0	0	0	4	1	3	9	0
80. Fresno St.....	14	322	23.00	37	35	1	0	0	21	0	9	5	0
81. Southern Miss.....	13	293	22.54	36	31	1	0	0	14	1	9	4	0
82. South Carolina.....	12	268	22.33	35	30	1	0	0	8	1	5	7	0
83. La.-Lafayette.....	12	266	22.17	33	28	2	0	0	12	0	4	8	0
84. UTEP.....	13	288	22.15	38	36	0	0	0	8	0	2	11	0
85. Utah St.....	12	264	22.00	36	28	3	0	0	4	1	3	9	0
86. Ohio.....	12	263	21.92	35	27	0	0	0	8	1	2	10	0
87. New Mexico St.....	12	262	21.83	32	27	1	0	0	13	1	3	9	0
88. Ball St.....	12	261	21.75	32	27	0	0	0	14	0	4	8	0
89. UNLV.....	12	256	21.33	28	26	0	0	0	20	1	6	6	0
90. Georgia Tech.....	13	274	21.08	32	31	0	0	0	17	0	7	6	0
91. Idaho.....	12	248	20.67	33	24	2	0	0	6	2	3	9	0
92. UAB.....	12	245	20.42	28	26	0	0	0	17	0	5	7	0
93. Notre Dame.....	12	243	20.25	26	22	0	0	0	21	1	5	7	0
94. Northwestern.....	13	263	20.23	35	32	0	0	0	7	0	6	7	0
95. Arkansas St.....	12	242	20.17	33	31	1	0	0	3	1	5	7	0
96. La.-Monroe.....	12	239	19.92	31	27	1	0	0	8	0	1	11	0
97. Temple.....	12	235	19.58	30	25	0	0	0	10	0	1	11	0
97. Vanderbilt.....	12	235	19.58	31	29	0	0	0	6	1	2	10	0
99. Penn St.....	12	233	19.42	29	26	0	0	0	11	0	3	9	0
100. UCLA.....	13	248	19.08	29	26	1	1	0	14	1	6	7	0
101. Mississippi St.....	12	225	18.75	29	21	3	0	0	8	0	2	10	0
102. UCF.....	12	224	18.67	28	24	1	0	0	10	0	3	9	0
102. San Diego St.....	12	224	18.67	25	20	0	0	0	18	0	6	6	0
104. East Caro.....	12	217	18.08	26	23	1	0	0	12	0	1	11	0
105. Duke.....	12	211	17.58	25	20	1	0	0	13	0	4	8	0
106. Eastern Mich.....	12	205	17.08	23	23	0	0	0	14	1	3	9	0
107. Illinois.....	12	203	16.92	23	21	1	0	0	14	0	1	11	0
108. Stanford.....	11	186	16.91	24	21	0	0	0	7	0	4	7	0
109. Brigham Young.....	12	196	16.33	21	20	1	0	0	14	3	4	8	0
110. Baylor.....	12	191	15.92	24	24	0	0	0	7	1	3	9	0
111. Army.....	13	206	15.85	27	20	3	0	0	6	0	0	13	0
112. Troy St.....	12	185	15.42	24	21	0	0	0	6	1	6	6	0
113. Arizona.....	12	181	15.08	25	23	0	0	0	2	1	2	10	0
114. Buffalo.....	12	177	14.75	19	16	1	0	0	15	0	1	11	0
114. Indiana.....	12	177	14.75	20	19	0	0	0	12	1	2	10	0
116. Iowa St.....	12	173	14.42	21	19	2	0	0	8	0	2	10	0
117. Southern Methodist.....	12	134	11.17	15	10	0	0	0	10	2	0	12	0

Rushing Defense

Rank	School	G	Rsh	Net	Avg	TD	Yds/Gm	W	L	T
1.	Southern California	13	425	782	1.84	9	60.2	12	1	0
2.	Ohio St.	13	415	810	1.95	12	62.3	11	2	0
3.	LSU	14	400	938	2.35	5	67.0	13	1	0
4.	Oregon St.	13	447	1097	2.45	11	84.4	8	5	0
5.	New Mexico	13	428	1119	2.61	11	86.1	8	5	0
6.	Washington St.	13	441	1181	2.68	8	90.8	10	3	0
7.	Auburn	13	440	1204	2.74	8	92.6	8	5	0
8.	Iowa	13	480	1205	2.51	10	92.7	10	3	0
9.	TCU	13	443	1218	2.75	13	93.7	11	2	0
10.	Purdue	13	467	1260	2.70	9	96.9	9	4	0
11.	Boise St.	14	445	1407	3.16	10	100.5	13	1	0
12.	Georgia Tech	13	445	1307	2.94	14	100.5	7	6	0
13.	Georgia	14	468	1433	3.06	8	102.4	11	3	0
14.	Mississippi	13	417	1332	3.19	11	102.5	10	3	0
15.	North Texas	13	464	1361	2.93	14	104.7	9	4	0
16.	Oregon	13	453	1392	3.07	18	107.1	8	5	0
17.	Kansas St.	15	549	1627	2.96	6	108.5	11	4	0
18.	Memphis	13	485	1435	2.96	12	110.4	9	4	0
19.	Miami (Ohio)	14	456	1563	3.43	12	111.6	13	1	0
20.	Oklahoma	14	462	1585	3.43	11	113.2	12	2	0
21.	Miami (Fla.)	13	458	1482	3.24	11	114.0	11	2	0
22.	Michigan	13	434	1516	3.49	14	116.6	10	3	0
23.	UCLA	13	478	1520	3.18	12	116.9	6	7	0
24.	Nebraska	13	445	1551	3.49	13	119.3	10	3	0
25.	Florida St.	13	472	1552	3.29	7	119.4	10	3	0
26.	Minnesota	13	452	1595	3.53	18	122.7	10	3	0
27.	Michigan St.	13	510	1622	3.18	9	124.8	8	5	0
28.	Troy St.	12	438	1506	3.44	20	125.5	6	6	0
29.	Notre Dame	12	486	1526	3.14	19	127.2	5	7	0
30.	Boston College	13	491	1673	3.41	15	128.7	8	5	0
31.	Maryland	13	481	1682	3.50	15	129.4	10	3	0
32.	San Diego St.	12	468	1554	3.32	5	129.5	6	6	0
33.	Brigham Young	12	497	1570	3.16	17	130.8	4	8	0
34.	West Virginia	13	485	1709	3.52	13	131.5	8	5	0
35.	Clemson	13	491	1714	3.49	14	131.8	9	4	0
36.	Alabama	13	465	1722	3.70	14	132.5	4	9	0
37.	California	14	500	1872	3.74	16	133.7	8	6	0
38.	South Fla.	11	494	1493	3.02	10	135.7	7	4	0
39.	Virginia Tech	13	509	1768	3.47	20	136.0	8	5	0
40.	North Carolina St.	13	470	1780	3.79	17	136.9	8	5	0
41.	Stanford	11	375	1513	4.03	16	137.5	4	7	0
42.	Syracuse	12	457	1658	3.63	11	138.2	6	6	0
43.	Tennessee	13	490	1798	3.67	16	138.3	10	2	1
44.	UNLV	12	476	1663	3.49	14	138.6	6	6	0
45.	Connecticut	12	452	1666	3.69	12	138.8	9	3	0
46.	Utah	12	444	1674	3.77	17	139.5	10	2	0
47.	Northern Ill.	12	469	1693	3.61	16	141.1	10	2	0
48.	Wisconsin	13	468	1846	3.94	21	142.0	7	6	0
49.	Cincinnati	12	470	1733	3.69	18	144.4	5	7	0
50.	Arkansas St.	12	457	1791	3.92	23	149.3	5	7	0
51.	Ohio	12	487	1800	3.70	26	150.0	2	10	0
52.	Toledo	12	465	1801	3.87	12	150.1	8	4	0
53.	Arizona St.	12	476	1810	3.80	19	150.8	5	7	0
53.	Colorado	12	450	1810	4.02	18	150.8	5	7	0
55.	Washington	12	444	1819	4.10	18	151.6	6	6	0
56.	New Mexico St.	12	441	1828	4.15	20	152.3	3	9	0
57.	Marshall	12	457	1829	4.00	18	152.4	8	4	0

Rank	School	G	Rsh	Net	Avg	TD	Yds/Gm	W	L	T
58.	Texas	13	541	1983	3.67	20	152.5	10	3	0
59.	Bowling Green	14	506	2148	4.25	20	153.4	11	3	0
60.	Colorado St.	13	490	2010	4.10	20	154.6	7	6	0
61.	Southern Miss.	13	556	2024	3.64	12	155.7	9	4	0
62.	Arkansas	13	505	2041	4.04	14	157.0	9	4	0
63.	Duke	12	430	1896	4.41	24	158.0	4	8	0
64.	Hawaii	14	590	2217	3.76	28	158.4	9	5	0
65.	Florida	13	525	2061	3.93	16	158.5	8	5	0
66.	Oklahoma St.	13	531	2079	3.92	16	159.9	9	4	0
67.	Virginia	13	506	2102	4.15	15	161.7	8	5	0
68.	Rutgers	12	462	1957	4.24	22	163.1	5	7	0
69.	Southern Methodist	12	465	1968	4.23	16	164.0	0	12	0
70.	Northwestern	13	523	2133	4.08	23	164.1	6	7	0
71.	South Carolina	12	458	1987	4.34	17	165.6	5	7	0
72.	Missouri	13	552	2174	3.94	18	167.2	8	5	0
73.	Utah St.	12	563	2008	3.57	24	167.3	3	9	0
74.	Nevada	12	497	2023	4.07	18	168.6	6	6	0
75.	Air Force	12	511	2027	3.97	20	168.9	7	5	0
76.	Louisville	13	513	2214	4.32	22	170.3	9	4	0
77.	Middle Tenn.	12	486	2051	4.22	22	170.9	4	8	0
78.	Navy	13	538	2243	4.17	21	172.5	8	5	0
79.	Wake Forest	12	466	2092	4.49	19	174.3	5	7	0
80.	Fresno St.	14	528	2447	4.63	17	174.8	9	5	0
81.	UAB	12	484	2136	4.41	21	178.0	5	7	0
82.	Akron	12	456	2140	4.69	22	178.3	7	5	0
83.	Western Mich.	12	535	2156	4.03	22	179.7	5	7	0
84.	Arizona	12	552	2169	3.93	26	180.8	2	10	0
84.	Vanderbilt	12	506	2169	4.29	26	180.8	2	10	0
86.	La.-Monroe	12	523	2189	4.19	27	182.4	1	11	0
87.	Pittsburgh	13	532	2405	4.52	24	185.0	8	5	0
88.	Kentucky	12	536	2240	4.18	23	186.7	4	8	0
89.	San Jose St.	11	424	2061	4.86	25	187.4	3	8	0
90.	Mississippi St.	12	525	2283	4.35	30	190.3	2	10	0
91.	UTEP	13	524	2481	4.73	36	190.8	2	11	0
92.	Eastern Mich.	12	511	2294	4.49	28	191.2	3	9	0
93.	UCF	12	552	2299	4.16	26	191.6	3	9	0
94.	Indiana	12	508	2311	4.55	23	192.6	2	10	0
95.	Boaylor	12	455	2322	5.10	28	193.5	3	9	0
96.	Kansas	13	518	2531	4.89	32	194.7	6	7	0
97.	Texas Tech	13	543	2562	4.72	33	197.1	8	5	0
98.	Ball St.	12	515	2371	4.60	29	197.6	4	8	0
99.	Tulsa	13	557	2571	4.62	32	197.8	8	5	0
100.	Kent St.	12	516	2416	4.68	24	201.3	5	7	0
101.	Temple	12	520	2433	4.68	27	202.8	1	11	0
102.	Rice	12	498	2491	5.00	28	207.6	5	7	0
103.	Houston	13	534	2713	5.08	33	208.7	7	6	0
104.	Penn St.	12	585	2509	4.29	13	209.1	3	9	0
105.	East Caro.	12	530	2519	4.75	26	209.9	1	11	0
106.	Army	13	613	2740	4.47	32	210.8	0	13	0
107.	La.-Lafayette	12	505	2590	5.13	28	215.8	4	8	0
108.	Idaho	12	539	2601	4.83	29	216.8	3	9	0
109.	Iowa St.	12	519	2602	5.01	34	216.8	2	10	0
110.	Buffalo	12	507	2674	5.27	30	222.8	1	11	0
111.	Illinois	12	573	2691	4.70	32	224.3	1	11	0
112.	Texas A&M	12	567	2701	4.76	31	225.1	4	8	0
113.	North Carolina	12	556	2724	4.90	28	227.0	2	10	0
114.	Wyoming	12	553	2765	5.00	23	230.4	4	8	0
115.	Louisiana Tech	12	531	2852	5.37	29	237.7	5	7	0
116.	Tulane	12	592	2924	4.94	33	243.7	5	7	0
117.	Central Mich.	12	566	2950	5.21	34	245.8	3	9	0

Pass Defense

Rank	School	G	Att	Com	Pct	Yds/Cmp	Int	IPct	Yds	Yds/Att	TD	Yds/Gm	CM	W	L	T
1.	Miami (Fla.)	13	328	167	50.91	11.17	19	5.79	1866	5.69	9	143.54	0	11	2	0
2.	Oklahoma	14	419	218	52.03	9.40	22	5.25	2050	4.89	11	146.43	1	12	2	0
3.	Penn St.	12	311	160	51.45	11.50	10	3.22	1840	5.92	14	153.33	1	3	9	0
4.	San Diego St.	12	345	176	51.01	10.93	12	3.48	1923	5.57	12	160.25	0	6	6	0
5.	Southern Miss.	13	364	189	51.92	11.97	14	3.85	2262	6.21	9	174.00	1	9	4	0
6.	Georgia	14	412	224	54.37	10.91	17	4.13	2443	5.93	12	174.50	0	11	3	0
7.	Kansas St.	15	447	224	50.11	11.69	20	4.47	2619	5.86	19	174.60	1	11	4	0
8.	Brigham Young	12	320	168	52.50	12.58	14	4.38	2114	6.61	13	176.17	1	4	8	0
9.	Texas	13	354	167	47.18	13.80	15	4.24	2305	6.51	14	177.31	1	10	3	0
10.	Marshall	12	304	163	53.62	13.06	7	2.30	2129	7.00	15	177.42	0	8	4	0
11.	Nebraska	13	430	218	50.70	10.61	32	7.44	2312	5.38	10	177.85	0	10	3	0
12.	Maryland	13	368</													

Rank	School	G	Att	Com	Pct	Yds/Cmp	Int	IPct	Yds	Yds/Att	TD	Yds/Gm	CM	W	L	T
19.	Memphis	13	394	187	47.46	12.89	11	2.79	2410	6.12	14	185.38	0	9	4	0
20.	Tennessee	13	414	230	55.56	10.52	15	3.62	2419	5.84	10	186.08	1	10	2	1
21.	Arkansas	13	399	213	53.38	11.41	17	4.26	2431	6.09	17	187.00	2	9	4	0
22.	Cincinnati	12	337	170	50.45	13.31	19	5.64	2263	6.72	17	188.58	1	5	7	0
23.	Auburn	13	362	193	53.31	12.73	11	3.04	2457	6.79	15	189.00	1	8	5	0
24.	Ball St.	12	342	214	62.57	10.63	6	1.75	2274	6.65	22	189.50	2	4	8	0
25.	Utah St.	12	348	188	54.02	12.30	14	4.02	2313	6.65	14	192.75	0	3	9	0
26.	Kentucky	12	330	186	56.36	12.62	11	3.33	2347	7.11	14	195.58	4	4	8	0
27.	New Mexico St.	12	321	180	56.07	13.22	12	3.74	2380	7.41	19	198.33	0	3	9	0
28.	Utah	12	347	171	49.28	13.95	8	2.31	2386	6.88	9	198.83	3	10	2	0
29.	Idaho	12	339	211	62.24	11.34	9	2.65	2392	7.06	8	199.33	2	3	9	0
30.	Vanderbilt	12	328	184	56.10	13.01	10	3.05	2393	7.30	14	199.42	1	2	10	0
31.	East Caro.	12	298	173	58.05	13.85	7	2.35	2396	8.04	26	199.67	2	1	11	0
32.	UCLA	13	422	249	59.00	10.48	19	4.50	2609	6.18	15	200.69	1	6	7	0
33.	Connecticut	12	395	210	53.16	11.50	9	2.28	2414	6.11	17	201.17	0	9	3	0
34.	Eastern Mich.	12	314	192	61.15	12.62	6	1.91	2423	7.72	15	201.92	1	3	9	0
35.	Illinois	12	314	189	60.19	12.85	2	.64	2428	7.73	15	202.33	0	1	11	0
36.	South Carolina	12	341	211	61.88	11.52	9	2.64	2431	7.13	23	202.58	0	5	7	0
37.	Oregon St.	13	467	206	44.11	12.89	20	4.28	2656	5.69	22	204.31	0	8	5	0
38.	Clemson	13	409	230	56.23	11.56	14	3.42	2658	6.50	15	204.46	0	9	4	0
39.	Purdue	13	421	222	52.73	12.04	14	3.33	2673	6.35	12	205.62	0	9	4	0
40.	Texas A&M	12	311	192	61.74	12.90	6	1.93	2477	7.96	29	206.42	0	4	8	0
41.	Fresno St.	14	451	251	55.65	11.51	16	3.55	2890	6.41	22	206.43	0	9	5	0
42.	Bowling Green	14	430	235	54.65	12.37	11	2.56	2908	6.76	19	207.71	0	11	3	0
43.	UAB	12	385	223	57.92	11.21	14	3.64	2499	6.49	11	208.25	2	5	7	0
44.	Florida	13	414	228	55.07	11.91	20	4.83	2716	6.56	12	208.92	1	8	5	0
45.	UCF	12	318	208	65.41	12.18	5	1.57	2534	7.97	19	211.17	1	3	9	0
46.	Wyoming	12	332	192	57.83	13.26	12	3.61	2546	7.67	20	212.17	0	4	8	0
47.	Florida St.	13	449	247	55.01	11.21	15	3.34	2768	6.16	12	212.92	0	10	3	0
48.	Notre Dame	12	337	194	57.57	13.18	13	3.86	2556	7.58	16	213.00	0	5	7	0
49.	Wisconsin	13	423	228	53.90	12.17	12	2.84	2774	6.56	13	213.38	0	7	6	0
50.	Missouri	13	422	266	63.03	10.45	9	2.13	2779	6.59	15	213.77	2	8	5	0
51.	Colorado St.	13	377	216	57.29	12.95	13	3.45	2798	7.42	17	215.23	0	7	6	0
52.	Rutgers	12	347	179	51.59	14.51	10	2.88	2597	7.48	20	216.42	2	5	7	0
53.	Duke	12	351	207	58.97	12.57	11	3.13	2603	7.42	15	216.92	1	4	8	0
54.	Pittsburgh	13	407	233	57.25	12.14	14	3.44	2829	6.95	15	217.62	0	8	5	0
55.	Minnesota	13	454	268	59.03	10.56	11	2.42	2830	6.23	14	217.69	0	10	3	0
56.	Kansas	13	390	242	62.05	11.71	12	3.08	2833	7.26	18	217.92	1	6	7	0
57.	North Texas	13	399	245	61.40	11.65	18	4.51	2855	7.16	20	219.62	1	9	4	0
58.	Ohio	12	351	179	51.00	14.74	11	3.13	2638	7.52	20	219.83	1	2	10	0
59.	Tulane	12	357	192	53.78	13.81	14	3.92	2651	7.43	19	220.92	3	5	7	0
60.	Georgia Tech	13	425	257	60.47	11.21	13	3.06	2882	6.78	15	221.69	1	7	6	0
61.	Iowa	13	462	257	55.63	11.22	13	2.81	2884	6.24	11	221.85	2	10	3	0
62.	Syracuse	12	395	237	60.00	11.25	17	4.30	2666	6.75	22	222.17	0	6	6	0
63.	Virginia	13	415	235	56.63	12.34	13	3.13	2899	6.99	14	223.00	0	8	5	0
64.	La.-Lafayette	12	347	192	55.33	13.95	12	3.46	2678	7.72	22	223.17	1	4	8	0
65.	Troy St.	12	393	232	59.03	11.59	16	4.07	2690	6.84	11	224.17	0	6	6	0
66.	Rice	12	382	234	61.26	11.53	8	2.09	2697	7.06	20	224.75	1	5	7	0
67.	Southern Methodist	12	335	189	56.42	14.31	10	2.99	2704	8.07	28	225.33	0	0	12	0
68.	Akron	12	396	226	57.07	11.98	15	3.79	2708	6.84	23	225.67	0	7	5	0
69.	Iowa St.	12	340	227	66.76	11.93	8	2.35	2709	7.97	19	225.75	0	2	10	0
70.	Temple	12	340	215	63.24	12.67	11	3.24	2724	8.01	20	227.00	1	1	11	0
71.	Washington St.	13	547	263	48.08	11.25	24	4.39	2960	5.41	19	227.69	0	10	3	0
72.	Alabama	13	432	250	57.87	11.84	12	2.78	2961	6.85	23	227.77	1	4	9	0
73.	Miami (Ohio)	14	481	252	52.39	12.75	21	4.37	3213	6.68	22	229.50	0	13	1	0
74.	Boston College	13	442	255	57.69	11.70	19	4.30	2984	6.75	21	229.54	0	8	5	0
75.	Northern Ill.	12	392	219	55.87	12.63	23	5.87	2766	7.06	15	230.50	0	10	2	0
76.	Virginia Tech	13	405	244	60.25	12.33	15	3.70	3009	7.43	19	231.46	1	8	5	0
77.	Houston	13	375	205	54.67	14.69	14	3.73	3012	8.03	27	231.69	2	7	6	0
78.	La.-Monroe	12	317	189	59.62	14.74	7	2.21	2786	8.79	30	232.17	1	1	11	0
79.	Washington	12	375	194	51.73	14.44	16	4.27	2801	7.47	18	233.42	1	6	6	0
80.	Ohio St.	13	515	298	57.86	10.23	15	2.91	3049	5.92	14	234.54	0	11	2	0
81.	Indiana	12	316	212	67.09	13.42	9	2.85	2845	9.00	24	237.08	0	2	10	0
82.	Nevada	12	382	220	57.59	12.95	15	3.93	2848	7.46	18	237.33	1	6	6	0
83.	Toledo	12	399	252	63.16	11.34	15	3.76	2858	7.16	22	238.17	0	8	4	0
84.	Hawaii	14	461	261	56.62	12.84	15	3.25	3351	7.27	17	239.36	1	9	5	0
85.	UNLV	12	404	235	58.17	12.24	16	3.96	2877	7.12	17	239.75	0	6	6	0
86.	Oklahoma St.	13	437	247	56.52	12.69	18	4.12	3134	7.17	23	241.08	1	9	4	0
87.	Western Mich.	12	376	235	62.50	12.52	12	3.19	2942	7.82	22	245.17	0	5	7	0
88.	Boise St.	14	614	302	49.19	11.49	21	3.42	3470	5.65	17	247.86	1	13	1	0
89.	New Mexico	13	477	270	56.60	11.95	13	2.73	3227	6.77	20	248.23	4	8	5	0
90.	Arkansas St.	12	387	232	59.95	12.94	13	3.36	3001	7.75	25	250.08	0	5	7	0
91.	California	14	469	262	55.86	13.42	14	2.99	3516	7.50	25	251.14	0	8	6	0
92.	Northwestern	13	427	261	61.12	12.61	15	3.51	3292	7.71	15	253.23	0	6	7	0
93.	Buffalo	12	368	220	59.78	13.82	4	1.09	3040	8.26	23	253.33	0	1	11	0
94.	Army	13	382	249	65.18	13.23	12	3.14	3294	8.62	21	253.38	2	0	13	0
95.	Arizona St.	12	393	216	54.96	14.11	16	4.07	3047	7.75	20	253.92	0	5	7	0
96.	Middle Tenn.	12	401	248	61.85	12.31	12	2.99	3053	7.61	23	254.42	0	4	8	0
97.	Michigan St.	13	450	244	54.22	13.59	15	3.33	3317	7.37	27	255.15	0	8	5	0
98.	TCU	13	423	218	51.54	15.25	18	4.26	3325	7.86	18	255.77	1	11	2	0
99.	Central Mich.	12	386	249	64.51	12.34	8	2.07	3072	7.96	19	256.00	0	3	9	0
100.	Texas Tech	13	410	235	57.32	14.18	16	3.90	3332	8.13	20	256.31	1	8	5	0
101.	Baylor	12	377	211	55.97	14.59	6	1.59	3078	8.16	31	256.50	0	3	9	0

Rank, School	G	Att	Com	Pct	Yds/Cmp	Int	IPct	Yds	Yds/Att	TD	Yds/Gm	CM	W	L	T
102. UTEP.....	13	395	224	56.71	14.94	11	2.78	3347	8.47	24	257.46	1	2	11	0
103. Louisville.....	13	474	264	55.70	12.72	13	2.74	3358	7.08	19	258.31	1	9	4	0
104. West Virginia.....	13	489	289	59.10	11.69	21	4.29	3378	6.91	18	259.85	1	8	5	0
105. Oregon.....	13	485	253	52.16	13.36	12	2.47	3379	6.97	22	259.92	1	8	5	0
106. Kent St.....	12	404	256	63.37	12.21	9	2.23	3126	7.74	27	260.50	1	5	7	0
107. San Jose St.....	11	364	219	60.16	13.65	15	4.12	2989	8.21	21	271.73	0	3	8	0
108. Louisiana Tech.....	12	400	247	61.75	13.26	14	3.50	3274	8.19	17	272.83	0	5	7	0
109. Mississippi.....	13	454	255	56.17	14.07	15	3.30	3589	7.91	26	276.08	1	10	3	0
110. Southern California.....	13	567	312	55.03	11.51	22	3.88	3591	6.33	18	276.23	0	12	1	0
111. North Carolina.....	12	359	226	62.95	14.77	2	.56	3339	9.30	25	278.25	2	2	10	0
112. Arizona.....	12	394	241	61.17	13.90	7	1.78	3351	8.51	26	279.25	0	2	10	0
113. Wake Forest.....	12	465	288	61.94	11.67	13	2.80	3362	7.23	22	280.17	1	5	7	0
114. Colorado.....	12	416	247	59.38	13.66	10	2.40	3375	8.11	27	281.25	0	5	7	0
115. Mississippi St.....	12	373	232	62.20	14.65	6	1.61	3399	9.11	31	283.25	0	2	10	0
116. North Carolina St.....	13	516	305	59.11	12.11	11	2.13	3693	7.16	28	284.08	2	8	5	0
117. Stanford.....	11	459	250	54.47	13.04	9	1.96	3259	7.10	23	296.27	1	4	7	0

Net Punting

Rank, School	G	Punts	Yds	Avg	Ret	Rtyd	NetAvg	W	L	T
1. Southern California.....	13	44	2084	47.36	21	161	43.70	12	1	0
2. UCF.....	12	68	3137	46.13	29	286	41.93	3	9	0
3. Air Force.....	12	44	1911	43.43	18	86	41.48	7	5	0
4. Ohio St.....	13	82	3553	43.33	31	191	41.00	11	2	0
5. Toledo.....	12	45	1930	42.89	22	97	40.73	8	4	0
6. Michigan St.....	13	76	3443	45.30	36	351	40.68	8	5	0
7. East Caro.....	12	65	2852	43.88	32	213	40.60	1	11	0
8. Western Mich.....	12	73	3181	43.58	31	249	40.16	5	7	0
9. Nebraska.....	13	68	3012	44.29	26	284	40.12	10	3	0
10. Washington St.....	13	79	3380	42.78	29	232	39.85	10	3	0
11. Florida St.....	13	61	2549	41.79	27	144	39.43	10	3	0
12. Mississippi.....	13	60	2574	42.90	23	233	39.02	10	3	0
13. LSU.....	14	66	2757	41.77	31	184	38.98	13	1	0
14. Colorado St.....	13	50	2107	42.14	26	162	38.90	7	6	0
15. Tennessee.....	13	71	3180	44.79	40	420	38.87	10	2	1
16. Arizona St.....	12	76	3252	42.79	38	304	38.79	5	7	0
17. Washington.....	12	72	2972	41.28	36	193	38.60	6	6	0
18. North Texas.....	13	74	2978	40.24	30	123	38.58	9	4	0
19. Auburn.....	13	68	2879	42.34	28	256	38.57	8	5	0
20. San Diego St.....	12	71	2915	41.06	29	185	38.45	6	6	0
21. Wake Forest.....	12	60	2650	44.17	33	349	38.35	5	7	0
22. Oklahoma.....	14	60	2389	39.82	22	93	38.27	12	2	0
23. UNLV.....	12	84	3604	42.90	32	390	38.26	6	6	0
24. Oklahoma St.....	13	53	2260	42.64	24	233	38.25	9	4	0
25. Tulane.....	12	66	2845	43.11	28	331	38.09	5	7	0
26. South Carolina.....	12	68	2695	39.63	26	109	38.03	5	7	0
27. Maryland.....	13	53	2241	42.28	26	230	37.94	10	3	0
28. Kansas St.....	15	71	2859	40.27	30	171	37.86	11	4	0
29. Utah.....	12	64	2558	39.97	27	143	37.73	10	2	0
30. Illinois.....	12	62	2729	44.02	31	396	37.63	1	11	0
31. Texas Tech.....	13	29	1203	41.48	12	113	37.59	8	5	0
32. Pittsburgh.....	13	77	3399	44.14	46	507	37.56	8	5	0
33. Iowa.....	13	82	3315	40.43	36	247	37.41	10	3	0
34. Rice.....	12	51	2341	45.90	28	434	37.39	5	7	0
35. North Carolina St.....	13	53	2265	42.74	33	285	37.36	8	5	0
36. UTEP.....	13	73	3112	42.63	36	386	37.34	2	11	0
37. South Fla.....	11	76	3021	39.75	26	190	37.25	7	4	0
38. Stanford.....	11	86	3687	42.87	48	493	37.14	4	7	0
39. Louisiana Tech.....	12	58	2363	40.74	20	222	36.91	5	7	0
40. Wisconsin.....	13	62	2521	40.66	25	233	36.90	7	6	0
41. Arkansas.....	13	54	2121	39.28	21	137	36.74	9	4	0
42. UCLA.....	13	91	3908	42.95	42	588	36.48	6	7	0
43. California.....	14	63	2485	39.44	30	188	36.46	8	6	0
44. Purdue.....	13	78	3303	42.35	43	460	36.45	9	4	0
45. Florida.....	13	69	3011	43.64	34	500	36.39	8	5	0
46. Brigham Young.....	12	81	3437	42.43	44	492	36.36	4	8	0
47. Troy St.....	12	81	3305	40.80	46	362	36.33	6	6	0
48. Wyoming.....	12	66	2679	40.59	31	282	36.32	4	8	0
49. North Carolina.....	12	54	2193	40.61	36	234	36.28	2	10	0
50. Clemson.....	13	59	2260	38.31	14	120	36.27	9	4	0
51. Louisville.....	13	54	2126	39.37	29	170	36.22	9	4	0
52. Kent St.....	12	68	2659	39.10	33	199	36.18	5	7	0
53. UAB.....	12	74	2977	40.23	34	307	36.08	5	7	0
54. Virginia Tech.....	13	57	2267	39.77	21	211	36.07	8	5	0
55. Texas.....	13	51	2032	39.84	24	197	35.98	10	3	0
56. Baylor.....	12	93	3860	41.51	47	518	35.94	3	9	0
57. Akron.....	12	48	1979	41.23	25	258	35.85	7	5	0
58. Boise St.....	14	60	2415	40.25	33	266	35.82	13	1	0
59. Arizona.....	12	98	4012	40.94	60	524	35.59	2	10	0
60. Southern Miss.....	13	84	3360	40.00	50	374	35.55	9	4	0
61. Oregon St.....	13	74	2953	39.91	32	327	35.49	8	5	0
62. Northern Ill.....	12	66	2552	38.67	30	210	35.48	10	2	0
63. Georgia.....	14	66	2571	38.95	31	230	35.47	11	3	0

Rank, School	G	Punts	Yds	Avg	Ret	Rtyd	NetAvg	W	L	T
64. Bowling Green	14	49	1993	40.67	25	257	35.43	11	3	0
65. La.-Monroe	12	78	3209	41.14	42	452	35.35	1	11	0
66. New Mexico	13	72	2756	38.28	31	227	35.13	8	5	0
67. Connecticut	12	60	2435	40.58	28	334	35.02	9	3	0
68. Texas A&M	12	58	2152	37.10	25	123	34.98	4	8	0
69. Fresno St.	14	87	3258	37.45	35	216	34.97	9	5	0
70. Duke	12	70	2754	39.34	38	307	34.96	4	8	0
71. Iowa St.	12	87	3403	39.11	39	362	34.95	2	10	0
72. Eastern Mich.	12	81	3260	40.25	31	433	34.90	3	9	0
73. Alabama	13	75	2976	39.68	40	376	34.67	4	9	0
74. Indiana	12	69	2773	40.19	32	382	34.65	2	10	0
75. Navy	13	37	1491	40.30	24	209	34.65	8	5	0
76. Hawaii	14	66	2574	39.00	27	289	34.62	9	5	0
77. Central Mich.	12	72	3058	42.47	44	567	34.60	3	9	0
78. TCU	13	66	2568	38.91	34	289	34.53	11	2	0
79. Oregon	13	74	2664	36.00	21	111	34.50	8	5	0
80. Miami (Ohio)	14	46	1770	38.48	25	187	34.41	13	1	0
81. Arkansas St.	12	79	3085	39.05	46	375	34.30	5	7	0
82. Colorado	12	67	2709	40.43	35	411	34.30	5	7	0
83. West Virginia	13	81	3229	39.86	36	452	34.28	8	5	0
84. Northwestern	13	74	2872	38.81	37	335	34.28	6	7	0
85. Idaho	12	66	2752	41.70	39	497	34.17	3	9	0
86. Tulsa	13	71	2874	40.48	44	450	34.14	8	5	0
87. Middle Tenn.	12	71	2916	41.07	34	499	34.04	4	8	0
88. Nevada	12	72	2871	39.88	37	420	34.04	6	6	0
89. New Mexico St.	12	53	1998	37.70	19	200	33.92	3	9	0
90. Rutgers	12	65	2393	36.82	24	198	33.77	5	7	0
91. Mississippi St.	12	74	3058	41.32	48	561	33.74	2	10	0
92. Houston	13	63	2611	41.44	44	489	33.68	7	6	0
93. Kentucky	12	70	2793	39.90	35	450	33.47	4	8	0
94. Vanderbilt	12	69	2723	39.46	38	416	33.43	2	10	0
95. La.-Lafayette	12	77	3014	39.14	38	441	33.42	4	8	0
96. Kansas	13	50	1945	38.90	25	282	33.26	6	7	0
97. Miami (Fla.)	13	51	1803	35.35	15	107	33.25	11	2	0
98. Memphis	13	67	2592	38.69	38	370	33.16	9	4	0
99. Minnesota	13	45	1768	39.29	23	279	33.09	10	3	0
100. Penn St.	12	70	2857	40.81	42	541	33.09	3	9	0
101. Notre Dame	12	71	2689	37.87	32	346	33.00	5	7	0
102. Temple	12	68	2556	37.59	28	328	32.76	1	11	0
103. Boston College	13	68	2630	38.68	32	403	32.75	8	5	0
104. Cincinnati	12	68	2487	36.57	25	263	32.71	5	7	0
105. Georgia Tech	13	68	2541	37.37	36	324	32.60	7	6	0
106. Ohio	12	69	2675	38.77	34	427	32.58	2	10	0
107. Ball St.	12	72	2607	36.21	40	281	32.31	4	8	0
108. Utah St.	12	74	2840	38.38	37	453	32.26	3	9	0
109. Syracuse	12	66	2625	39.77	36	498	32.23	6	6	0
110. Virginia	13	66	2279	34.53	17	153	32.21	8	5	0
111. Army	13	84	3072	36.57	39	380	32.05	0	13	0
112. Michigan	13	63	2364	37.52	28	348	32.00	10	3	0
113. Southern Methodist	12	79	2932	37.11	38	439	31.56	0	12	0
114. Missouri	13	63	2270	36.03	27	341	30.62	8	5	0
115. San Jose St.	11	64	2353	36.77	38	402	30.48	3	8	0
116. Marshall	12	49	1713	34.96	29	281	29.22	8	4	0
117. Buffalo	12	85	3167	37.26	53	705	28.96	1	11	0

Punt Returns

Rank, School	G	Ret	Yds	TD	Avg	W	L	T
1. Miami (Ohio)	14	41	668	3	16.29	13	1	0
2. Oklahoma St.	13	39	626	3	16.05	9	4	0
3. Toledo	12	20	321	2	16.05	8	4	0
4. Missouri	13	27	403	1	14.93	8	5	0
5. Virginia Tech	13	36	537	4	14.92	8	5	0
6. LSU	14	46	667	2	14.50	13	1	0
7. South Carolina	12	16	230	1	14.38	5	7	0
8. Wisconsin	13	37	530	3	14.32	7	6	0
9. Kansas	13	27	374	1	13.85	6	7	0
10. Minnesota	13	32	435	0	13.59	10	3	0
11. West Virginia	13	31	414	2	13.35	8	5	0
12. Texas	13	34	445	2	13.09	10	3	0
13. Iowa	13	48	628	4	13.08	10	3	0
14. Arkansas	13	34	441	2	12.97	9	4	0
15. Boise St.	14	60	776	2	12.93	13	1	0
16. Southern Miss.	13	35	451	1	12.89	9	4	0
17. Michigan	13	53	673	2	12.70	10	3	0
18. Akron	12	32	406	2	12.69	7	5	0
19. UNLV	12	25	314	0	12.56	6	6	0
20. Tennessee	13	43	531	1	12.35	10	2	1
21. Notre Dame	12	31	381	1	12.29	5	7	0
22. Oklahoma	14	56	668	4	11.93	12	2	0
23. Rutgers	12	31	367	2	11.84	5	7	0
24. Colorado	12	27	317	0	11.74	5	7	0

Rank, School	G	Ret	Yds	TD	Avg	W	L	T
25. Georgia Tech	13	33	380	3	11.52	7	6	0
26. Western Mich.	12	40	458	0	11.45	5	7	0
27. Louisiana Tech	12	30	343	0	11.43	5	7	0
28. Miami (Fla.)	13	47	531	2	11.30	11	2	0
29. Boston College	13	22	247	0	11.23	8	5	0
30. Florida	13	40	449	0	11.23	8	5	0
31. Syracuse	12	32	359	3	11.22	6	6	0
32. Arkansas St.	12	22	246	0	11.18	5	7	0
33. Florida St.	13	41	456	2	11.12	10	3	0
34. Kansas St.	15	48	530	4	11.04	11	4	0
35. Army	13	20	220	2	11.00	0	13	0
36. Mississippi St.	12	30	329	0	10.97	2	10	0
37. Ohio	12	24	262	0	10.92	2	10	0
38. Washington	12	34	371	1	10.91	6	6	0
39. Texas Tech	13	36	391	2	10.86	8	5	0
40. Temple	12	21	227	0	10.81	1	11	0
41. Maryland	13	50	537	2	10.74	10	3	0
42. TCU	13	38	407	1	10.71	11	2	0
43. San Jose St.	11	18	192	1	10.67	3	8	0
44. North Carolina	12	20	210	0	10.50	2	10	0
45. North Carolina St.	13	21	220	4	10.48	8	5	0
46. Purdue	13	48	499	1	10.40	9	4	0
47. Oregon	13	32	330	2	10.31	8	5	0
48. Tulsa	13	29	296	1	10.21	8	5	0
49. Kentucky	12	32	325	2	10.16	4	8	0
50. Houston	13	28	282	0	10.07	7	6	0

Rank, School	G	Ret	Yds	TD	Avg	W	L	T
51. Georgia	14	32	321	1	10.03	11	3	0
52. Auburn	13	46	460	1	10.00	8	5	0
53. Fresno St.	14	51	506	2	9.92	9	5	0
54. South Fla.	11	50	495	0	9.90	7	4	0
55. California	14	37	365	2	9.86	8	6	0
55. Utah St.	12	37	365	0	9.86	3	9	0
57. Pittsburgh	13	34	334	0	9.82	8	5	0
58. Northern Ill.	12	38	373	1	9.82	10	2	0
59. Colorado St.	13	39	381	0	9.77	7	6	0
60. Washington St.	13	50	486	1	9.72	10	3	0
61. Nebraska	13	39	378	1	9.69	10	3	0
62. Indiana	12	29	276	1	9.52	2	10	0
63. Wyoming	12	26	245	1	9.42	4	8	0
64. Virginia	13	33	307	0	9.30	8	5	0
65. Penn St.	12	33	305	1	9.24	3	9	0
66. Cincinnati	12	34	314	0	9.24	5	7	0
67. Louisville	13	28	258	1	9.21	9	4	0
68. North Texas	13	28	257	1	9.18	9	4	0
69. Stanford	11	36	325	1	9.03	4	7	0
70. Hawaii	14	49	439	0	8.96	9	5	0
71. Marshall	12	42	375	0	8.93	8	4	0
72. Arizona St.	12	49	430	0	8.78	5	7	0
73. New Mexico	13	39	341	2	8.74	8	5	0
74. Alabama	13	33	288	2	8.73	4	9	0
75. UAB	12	34	294	1	8.65	5	7	0
76. Southern Methodist	12	25	216	1	8.64	0	12	0
77. Air Force	12	18	155	0	8.61	7	5	0
78. Mississippi	13	49	409	0	8.35	10	3	0
79. Vanderbilt	12	36	298	0	8.28	2	10	0
80. UCLA	13	41	336	0	8.20	6	7	0
81. San Diego St.	12	32	262	0	8.19	6	6	0
82. Bowling Green	14	40	326	0	8.15	11	3	0
83. Baylor	12	31	252	1	8.13	3	9	0
84. UCF	12	22	178	1	8.09	3	9	0
85. Brigham Young	12	35	280	0	8.00	4	8	0
86. Navy	13	23	183	0	7.96	8	5	0
87. Eastern Mich.	12	27	212	0	7.85	3	9	0
88. UTEP	13	36	282	2	7.83	2	11	0
89. Illinois	12	21	163	1	7.76	1	11	0
90. Memphis	13	29	225	0	7.76	9	4	0
91. Troy St.	12	30	232	0	7.73	6	6	0
92. Ball St.	12	30	230	0	7.67	4	8	0
93. Clemson	13	38	289	1	7.61	9	4	0
94. Central Mich.	12	20	152	1	7.60	3	9	0
95. Northwestern	13	34	253	0	7.44	6	7	0
96. Tulane	12	30	212	0	7.07	5	7	0
97. Rice	12	23	160	0	6.96	5	7	0
98. Iowa St.	12	26	179	0	6.88	2	10	0
98. Kent St.	12	26	179	0	6.88	5	7	0
100. New Mexico St.	12	22	151	0	6.86	3	9	0
100. Wake Forest	12	22	151	1	6.86	5	7	0
102. Middle Tenn.	12	26	178	0	6.85	4	8	0
103. Utah	12	29	197	0	6.79	10	2	0
104. Southern California	13	35	237	0	6.77	12	1	0
105. Ohio St.	13	49	330	3	6.73	11	2	0
106. La.-Monroe	12	32	214	0	6.69	1	11	0
107. La.-Lafayette	12	24	154	0	6.42	4	8	0
108. Nevada	12	19	118	0	6.21	6	6	0
109. Michigan St.	13	41	252	0	6.15	8	5	0
110. Texas A&M	12	34	195	0	5.74	4	8	0
111. Buffalo	12	22	123	0	5.59	1	11	0
112. Duke	12	33	178	0	5.39	4	8	0
113. Oregon St.	13	46	240	1	5.22	8	5	0
114. Arizona	12	18	93	0	5.17	2	10	0
115. Idaho	12	38	196	1	5.16	3	9	0
116. Connecticut	12	42	198	0	4.71	9	3	0
117. East Caro.	12	27	124	0	4.59	1	11	0

Kickoff Returns

Rank, School	G	KRet	Yds	TD	Avg	W	L	T
1. Utah	12	25	706	0	28.24	10	2	0
2. Clemson	13	29	803	1	27.69	9	4	0
3. North Carolina	12	47	1248	2	26.55	2	10	0
4. Southern Methodist	12	36	928	0	25.78	0	12	0
5. Miami (Fla.)	13	34	858	1	25.24	11	2	0
6. South Fla.	11	30	755	1	25.17	7	4	0
7. Virginia	13	32	793	0	24.78	8	5	0
8. Fresno St.	14	38	928	1	24.42	9	5	0
9. Nebraska	13	26	631	0	24.27	10	3	0
10. Texas A&M	12	41	980	1	23.90	4	8	0
11. San Jose St.	11	46	1090	1	23.70	3	8	0
12. Mississippi	13	36	853	0	23.69	10	3	0

Rank, School	G	KRet	Yds	TD	Avg	W	L	T
13. Michigan St.	13	45	1065	3	23.67	8	5	0
14. La.-Monroe	12	55	1295	1	23.55	1	11	0
15. Boise St.	14	50	1170	0	23.40	13	1	0
16. Oregon	13	53	1229	1	23.19	8	5	0
17. Mississippi St.	12	50	1159	1	23.18	2	10	0
18. West Virginia	13	61	1409	1	23.10	8	5	0
19. Wyoming	12	41	946	0	23.07	4	8	0
20. UTEP	13	53	1220	0	23.02	2	11	0
21. Duke	12	41	943	0	23.00	4	8	0
22. Virginia Tech	13	36	827	1	22.97	8	5	0
23. Maryland	13	24	550	0	22.92	10	3	0
24. Kentucky	12	46	1052	0	22.87	4	8	0
25. Baylor	12	53	1212	2	22.87	3	9	0
26. Florida St.	13	40	912	0	22.80	10	3	0
27. Houston	13	58	1318	1	22.72	7	6	0
28. Southern California	13	34	770	1	22.65	12	1	0
29. Colorado St.	13	45	1016	0	22.58	7	6	0
30. Alabama	13	34	766	1	22.53	4	9	0
31. UCLA	13	36	807	2	22.42	6	7	0
32. Colorado	12	39	873	1	22.38	5	7	0
33. LSU	14	23	514	0	22.35	13	1	0
34. Iowa	13	33	732	0	22.18	10	3	0
35. Southern Miss.	13	36	795	1	22.08	9	4	0
36. Kansas St.	15	23	506	0	22.00	11	4	0
37. Kansas	13	37	813	0	21.97	6	7	0
38. Arizona St.	12	34	744	0	21.88	5	7	0
39. Oklahoma	14	30	656	1	21.87	12	2	0
40. Tulsa	13	39	851	0	21.82	8	5	0
41. Hawaii	14	47	1019	1	21.68	9	5	0
42. Temple	12	60	1290	0	21.50	1	11	0
43. Florida	13	32	687	0	21.47	8	5	0
44. Boston College	13	51	1082	0	21.22	8	5	0
45. Tulane	12	51	1080	1	21.18	5	7	0
46. Purdue	13	40	846	0	21.15	9	4	0
47. Idaho	12	47	989	1	21.04	3	9	0
48. Kent St.	12	55	1153	0	20.96	5	7	0
49. Missouri	13	50	1042	0	20.84	8	5	0
50. Akron	12	51	1058	1	20.75	7	5	0
51. Stanford	11	43	892	0	20.74	4	7	0
52. Northwestern	13	45	931	0	20.69	6	7	0
53. Tennessee	13	27	558	0	20.67	10	2	1
54. Utah St.	12	43	887	0	20.63	3	9	0
55. Army	13	67	1371	0	20.46	0	13	0
56. Minnesota	13	35	715	1	20.43	10	3	0
57. Georgia Tech	13	48	980	0	20.42	7	6	0
58. Louisiana Tech	12	61	1245	0	20.41	5	7	0
59. Indiana	12	38	774	0	20.37	2	10	0
60. Rutgers	12	38	773	1	20.34	5	7	0
61. Bowling Green	14	45	912	0	20.27	11	3	0
62. Oklahoma St.	13	34	688	0	20.24	9	4	0
63. Brigham Young	12	42	848	0	20.19	4	8	0
64. Connecticut	12	36	723	0	20.08	9	3	0
65. Ohio	12	42	838	0	19.95	2	10	0
66. UCF	12	51	1007	0	19.75	3	9	0
67. Syracuse	12	41	804	0	19.61	6	6	0
68. Texas Tech	13	44	861	0	19.57	8	5	0
69. Wake Forest	12	50	978	0	19.56	5	7	0
70. Illinois	12	43	840	0	19.53	1	11	0
71. Pittsburgh	13	46	898	0	19.52	8	5	0
72. TCU	13	33	643	0	19.48	11	2	0
73. Texas	13	43	836	1	19.44	10	3	0
74. Northern Ill.	12	42	816	0	19.43	10	2	0
75. Notre Dame	12	46	893	0	19.41	5	7	0
76. Michigan	13	29	562	0	19.38	10	3	0
77. Auburn	13	36	697	0	19.36	8	5	0
78. Washington St.	13	42	813	1	19.36	10	3	0
79. Arkansas	13	37	714	0	19.30	9	4	0
80. New Mexico	13	38	724	0	19.05	8	5	0
81. Cincinnati	12	36	684	0	19.00	5	7	0
81. Toledo	12	36	684	0	19.00	8	4	0
83. North Texas	13	39	740	0	18.97	9	4	0
84. Vanderbilt	12	43	815	0	18.95	2	10	0
85. South Carolina	12	41	775	0	18.90	5	7	0
86. Iowa St.	12	51	963	0	18.88	2	10	0
87. Troy St.	12	34	641	0	18.85	6	6	0
88. Nevada	12	42	789	0	18.79	6	6	0
89. East Caro.	12	51	958	1	18.78	1	11	0
90. Buffalo	12	57	1069	0	18.75	1	11	0
91. Memphis	13	31	578	0	18.65	9	4	0
92. UAB	12	42	783	0	18.64	5	7	0
93. California	14	39	723	0	18.54	8	6	0
94. New Mexico St.	12	42	773	0	18.40	3	9	0
95. Louisville	13	54	993	0	18.39	9	4	0

Rank, School	G	KRet	Yds	TD	Avg	W	L	T	Rank, School	G	KRet	Yds	TD	Avg	W	L	T
96. Ball St.	12	49	898	0	18.33	4	8	0	107. Arkansas St.	12	57	989	0	17.35	5	7	0
97. Washington	12	48	878	0	18.29	6	6	0	108. Air Force	12	22	379	0	17.23	7	5	0
98. Western Mich.	12	55	1006	0	18.29	5	7	0	109. La.-Lafayette	12	45	773	0	17.18	4	8	0
99. Marshall	12	34	621	0	18.26	8	4	0	110. San Diego St.	12	30	515	0	17.17	6	6	0
100. Georgia	14	29	529	1	18.24	11	3	0	111. Rice	12	36	614	0	17.06	5	7	0
101. Navy	13	39	705	0	18.08	8	5	0	112. Arizona	12	41	685	0	16.71	2	10	0
102. Central Mich.	12	62	1120	0	18.06	3	9	0	113. Middle Tenn.	12	47	764	0	16.26	4	8	0
103. Wisconsin	13	41	738	0	18.00	7	6	0	114. UNLV	12	31	496	0	16.00	6	6	0
104. Eastern Mich.	12	55	983	0	17.87	3	9	0	115. Oregon St.	13	41	648	0	15.80	8	5	0
105. Ohio St.	13	29	510	0	17.59	11	2	0	116. Miami (Ohio)	14	29	452	0	15.59	13	1	0
106. North Carolina St.	13	44	764	0	17.36	8	5	0	117. Penn St.	12	31	474	0	15.29	3	9	0

Turnover Margin

Rank, School	G	Gained			Lost			Margin/ Gm	W	L	T
		Fm	Int	Tot	Fm	Int	Tot				
1. Nebraska	13	15	32	47	14	10	24	1.77	10	3	0
2. Southern California	13	20	22	42	13	9	22	1.54	12	1	0
3. Miami (Ohio)	14	18	21	39	8	11	19	1.43	13	1	0
4. West Virginia	13	15	21	36	12	8	20	1.23	8	5	0
5. Oklahoma	14	12	22	34	6	11	17	1.21	12	2	0
6. Northern Ill.	12	8	23	31	7	10	17	1.17	10	2	0
7. UNLV	12	19	16	35	12	11	23	1.00	6	6	0
8. Purdue	13	14	14	28	9	7	16	.92	9	4	0
9. Toledo	12	10	15	25	6	8	14	.92	8	4	0
10. Arkansas	13	16	17	33	13	9	22	.85	9	4	0
10. Missouri	13	15	9	24	5	8	13	.85	8	5	0
10. North Texas	13	15	18	33	13	9	22	.85	9	4	0
10. Michigan St.	13	14	15	29	3	15	18	.85	8	5	0
14. Georgia	14	12	17	29	6	12	18	.79	11	3	0
15. Utah	12	21	8	29	15	5	20	.75	10	2	0
15. Wyoming	12	12	12	24	6	9	15	.75	4	8	0
17. Boise St.	14	10	21	31	12	9	21	.71	13	1	0
18. Florida St.	13	18	15	33	12	13	25	.62	10	3	0
18. Washington St.	13	24	24	48	18	22	40	.62	10	3	0
20. Akron	12	9	15	24	7	10	17	.58	7	5	0
20. Wake Forest	12	13	13	26	9	10	19	.58	5	7	0
20. Syracuse	12	9	17	26	11	8	19	.58	6	6	0
20. South Carolina	12	15	9	24	5	12	17	.58	5	7	0
20. Kent St.	12	19	9	28	11	10	21	.58	5	7	0
25. Florida	13	11	20	31	10	14	24	.54	8	5	0
25. Navy	13	11	16	27	14	6	20	.54	8	5	0
27. Air Force	12	10	13	23	9	8	17	.50	7	5	0
28. Mississippi	13	10	15	25	9	10	19	.46	10	3	0
29. San Jose St.	11	6	15	21	10	6	16	.45	3	8	0
30. Nevada	12	14	15	29	8	16	24	.42	6	6	0
30. La.-Lafayette	12	16	12	28	8	15	23	.42	4	8	0
30. Tulane	12	17	14	31	12	14	26	.42	5	7	0
30. Temple	12	12	11	23	6	12	18	.42	1	11	0
34. Boston College	13	9	19	28	10	13	23	.38	8	5	0
34. Pittsburgh	13	13	14	27	8	14	22	.38	8	5	0
34. Southern Miss.	13	19	14	33	15	13	28	.38	9	4	0
34. Virginia	13	10	13	23	6	12	18	.38	8	5	0
34. New Mexico	13	16	13	29	10	14	24	.38	8	5	0
39. Fresno St.	14	10	16	26	6	15	21	.36	9	5	0
39. LSU	14	12	21	33	13	15	28	.36	13	1	0
41. Duke	12	10	11	21	9	8	17	.33	4	8	0
41. Troy St.	12	19	16	35	16	15	31	.33	6	6	0
43. Clemson	13	9	14	23	6	13	19	.31	9	4	0
43. TCU	13	9	18	27	12	11	23	.31	11	2	0
43. Iowa	13	12	13	25	11	10	21	.31	10	3	0
46. Indiana	12	11	9	20	8	9	17	.25	2	10	0
47. Louisville	13	10	13	23	8	12	20	.23	9	4	0
47. Tennessee	13	7	15	22	10	9	19	.23	10	2	1
47. Tulsa	13	7	19	26	11	12	23	.23	8	5	0
50. California	14	9	14	23	12	8	20	.21	8	6	0
51. Middle Tenn.	12	9	12	21	11	8	19	.17	4	8	0
51. Notre Dame	12	15	13	28	7	19	26	.17	5	7	0
53. Georgia Tech	13	14	13	27	12	13	25	.15	7	6	0
53. Michigan	13	7	14	21	9	10	19	.15	10	3	0
53. Texas	13	14	15	29	18	9	27	.15	10	3	0
56. Stanford	11	18	9	27	8	18	26	.09	4	7	0
57. Alabama	13	11	12	23	7	15	22	.08	4	9	0
57. Auburn	13	10	11	21	11	9	20	.08	8	5	0
57. Ohio St.	13	10	15	25	11	13	24	.08	11	2	0
57. North Carolina St.	13	10	11	21	13	7	20	.08	8	5	0
57. Maryland	13	7	12	19	11	7	18	.08	10	3	0
62. Cincinnati	12	9	19	28	18	10	28	.00	5	7	0
62. Connecticut	12	11	9	20	6	14	20	.00	9	3	0
64. Kansas St.	15	9	20	29	13	17	30	-.07	11	4	0
65. UCLA	13	12	19	31	17	15	32	-.08	6	7	0
65. Virginia Tech	13	11	15	26	12	15	27	-.08	8	5	0

Rank, School	G	Gained			Lost			Margin/	W	L	T
		Fm	Int	Tot	Fm	Int	Tot				
65. Minnesota.....	13	5	11	16	10	7	17	-.08	10	3	0
68. Kentucky.....	12	6	11	17	8	10	18	-.08	4	8	0
68. Ohio.....	12	14	11	25	19	7	26	-.08	2	10	0
68. San Diego St.....	12	16	12	28	12	17	29	-.08	6	6	0
71. South Fla.....	11	12	13	25	14	12	26	-.09	7	4	0
72. Northwestern.....	13	9	15	24	13	13	26	-.15	6	7	0
73. Buffalo.....	12	11	4	15	10	7	17	-.17	1	11	0
74. Wisconsin.....	13	10	12	22	12	13	25	-.23	7	6	0
75. Arkansas St.....	12	14	13	27	9	21	30	-.25	5	7	0
75. Rice.....	12	12	8	20	13	10	23	-.25	5	7	0
77. Memphis.....	13	13	11	24	15	13	28	-.31	9	4	0
77. Oklahoma St.....	13	1	18	19	10	13	23	-.31	9	4	0
77. Miami (Fla.).....	13	12	19	31	15	20	35	-.31	11	2	0
80. Arizona St.....	12	7	16	23	16	11	27	-.33	5	7	0
80. Utah St.....	12	12	14	26	18	12	30	-.33	3	9	0
80. Washington.....	12	10	16	26	16	14	30	-.33	6	6	0
80. Western Mich.....	12	14	12	26	10	20	30	-.33	5	7	0
80. Central Mich.....	12	7	8	15	9	10	19	-.33	3	9	0
85. Oregon.....	13	10	12	22	14	13	27	-.38	8	5	0
86. UAB.....	12	9	14	23	15	13	28	-.42	5	7	0
86. Ball St.....	12	10	6	16	9	12	21	-.42	4	8	0
86. Louisiana Tech.....	12	9	14	23	12	16	28	-.42	5	7	0
86. Idaho.....	12	14	9	23	15	13	28	-.42	3	9	0
86. Baylor.....	12	14	6	20	13	12	25	-.42	3	9	0
86. Arizona.....	12	18	7	25	7	23	30	-.42	2	10	0
92. Bowling Green.....	14	11	11	22	15	13	28	-.43	11	3	0
93. Houston.....	13	6	14	20	19	7	26	-.46	7	6	0
94. Colorado.....	12	12	10	22	15	13	28	-.50	5	7	0
94. Eastern Mich.....	12	10	6	16	6	16	22	-.50	3	9	0
94. Rutgers.....	12	13	10	23	10	19	29	-.50	5	7	0
94. Penn St.....	12	6	10	16	12	10	22	-.50	3	9	0
94. Iowa St.....	12	11	8	19	9	16	25	-.50	2	10	0
99. Kansas.....	13	7	12	19	11	15	26	-.54	6	7	0
100. Hawaii.....	14	14	15	29	10	27	37	-.57	9	5	0
101. Oregon St.....	13	10	20	30	13	25	38	-.62	8	5	0
101. Texas Tech.....	13	11	16	27	12	23	35	-.62	8	5	0
103. New Mexico St.....	12	5	12	17	12	13	25	-.67	3	9	0
104. Vanderbilt.....	12	8	10	18	13	15	28	-.83	2	10	0
105. Texas A&M.....	12	13	6	19	17	13	30	-.92	4	8	0
106. East Caro.....	12	13	7	20	14	18	32	-1.00	1	11	0
107. Southern Methodist.....	12	3	10	13	11	15	26	-1.08	0	12	0
108. Colorado St.....	13	6	13	19	19	15	34	-1.15	7	6	0
108. UTEP.....	13	14	11	25	16	24	40	-1.15	2	11	0
110. Brigham Young.....	12	11	14	25	17	22	39	-1.17	4	8	0
111. North Carolina.....	12	8	2	10	14	11	25	-1.25	2	10	0
112. Illinois.....	12	6	2	8	10	16	26	-1.50	1	11	0
113. Army.....	13	12	12	24	19	25	44	-1.54	0	13	0
114. Marshall.....	12	8	7	15	16	18	34	-1.58	8	4	0
114. La.-Monroe.....	12	7	7	14	13	20	33	-1.58	1	11	0
116. Mississippi St.....	12	13	6	19	15	25	40	-1.75	2	10	0
117. UCF.....	12	7	5	12	15	19	34	-1.83	3	9	0

Fumbles Recovered

Rank, School	No.	Rank, School	No.
1. Washington St.....	24	23. Purdue.....	14
2. Utah.....	21	23. Ohio.....	14
3. Southern California.....	20	23. Nevada.....	14
4. Kent St.....	19	23. Idaho.....	14
4. UNLV.....	19	23. Hawaii.....	14
4. Troy St.....	19	23. Baylor.....	14
4. Southern Miss.....	19	23. Western Mich.....	14
8. Arizona.....	18	35. East Caro.....	13
8. Stanford.....	18	35. Mississippi St.....	13
8. Miami (Ohio).....	18	35. Memphis.....	13
8. Florida St.....	18	35. Rutgers.....	13
12. Tulane.....	17	35. Wake Forest.....	13
13. Arkansas.....	16	35. Texas A&M.....	13
13. New Mexico.....	16	35. Pittsburgh.....	13
13. San Diego St.....	16	42. UCLA.....	12
13. La.-Lafayette.....	16	42. Georgia.....	12
17. Missouri.....	15	42. Wyoming.....	12
17. Nebraska.....	15	42. Utah St.....	12
17. North Texas.....	15	42. Army.....	12
17. West Virginia.....	15	42. Temple.....	12
17. Notre Dame.....	15	42. South Fla.....	12
17. South Carolina.....	15	42. Rice.....	12
23. Arkansas St.....	14	42. Oklahoma.....	12
23. Georgia Tech.....	14	42. Miami (Fla.).....	12
23. Michigan St.....	14	42. LSU.....	12
23. UTEP.....	14	42. Iowa.....	12
23. Texas.....	14	42. Colorado.....	12

Rank, School	No.	Rank, School	No.
55. Alabama.....	11	83. TCU.....	9
55. Virginia Tech.....	11	83. Syracuse.....	9
55. Navy.....	11	83. Northwestern.....	9
55. Texas Tech.....	11	83. Middle Tenn.....	9
55. Bowling Green.....	11	83. Louisiana Tech.....	9
55. Buffalo.....	11	83. Kansas St.....	9
55. Iowa St.....	11	83. Clemson.....	9
55. Indiana.....	11	83. Boston College.....	9
55. Florida.....	11	83. UAB.....	9
55. Connecticut.....	11	95. Marshall.....	8
55. Brigham Young.....	11	95. North Carolina.....	8
66. Auburn.....	10	95. Vanderbilt.....	8
66. Wisconsin.....	10	95. Northern Ill.....	8
66. Washington.....	10	99. Arizona St.....	7
66. Virginia.....	10	99. UCF.....	7
66. Air Force.....	10	99. Central Mich.....	7
66. Toledo.....	10	99. Maryland.....	7
66. Oregon.....	10	99. Tulsa.....	7
66. Oregon St.....	10	99. Tennessee.....	7
66. Ohio St.....	10	99. La.-Monroe.....	7
66. North Carolina St.....	10	99. Michigan.....	7
66. Mississippi.....	10	99. Kansas.....	7
66. Louisville.....	10	108. Colorado St.....	6
66. Eastern Mich.....	10	108. Houston.....	6
66. Duke.....	10	108. San Jose St.....	6
66. Boise St.....	10	108. Penn St.....	6
66. Fresno St.....	10	108. Kentucky.....	6
66. Ball St.....	10	108. Illinois.....	6
83. Akron.....	9	114. Minnesota.....	5
83. California.....	9	114. New Mexico St.....	5
83. Cincinnati.....	9	116. Southern Methodist.....	3
		117. Oklahoma St.....	1

Passes Intercepted

Rank, School	No.	Rank, School	No.
1. Nebraska	32	56. Air Force	13
2. Washington St.	24	56. South Fla.	13
3. Northern Ill.	23	56. Notre Dame	13
4. Oklahoma	22	56. New Mexico	13
4. Southern California	22	56. Louisville	13
6. Boise St.	21	56. Iowa	13
6. LSU	21	56. Georgia Tech	13
6. West Virginia	21	56. Colorado St.	13
6. Miami (Ohio)	21	67. Alabama	12
10. Florida	20	67. Wyoming	12
10. Kansas St.	20	67. Wisconsin	12
10. Oregon St.	20	67. Western Mich.	12
13. Boston College	19	67. Army	12
13. Miami (Fla.)	19	67. La-Lafayette	12
13. Tulsa	19	67. San Diego St.	12
13. UCLA	19	67. New Mexico St.	12
13. Cincinnati	19	67. Kansas	12
18. North Texas	18	67. Maryland	12
18. Oklahoma St.	18	67. Oregon	12
18. TCU	18	67. Middle Tenn.	12
21. Arkansas	17	79. Auburn	11
21. Georgia	17	79. Duke	11
21. Syracuse	17	79. UTEP	11
24. Arizona St.	16	79. Temple	11
24. Fresno St.	16	79. Ohio	11
24. Washington	16	79. North Carolina St.	11
24. Navy	16	79. Minnesota	11
24. Troy St.	16	79. Memphis	11
24. Texas Tech	16	79. Kentucky	11
24. UNLV	16	79. Bowling Green	11
31. Akron	15	89. Colorado	10
31. Hawaii	15	89. Rutgers	10
31. Nevada	15	89. Vanderbilt	10
31. Michigan St.	15	89. Southern Methodist	10
31. Mississippi	15	89. Penn St.	10
31. Florida St.	15	94. Connecticut	9
31. Northwestern	15	94. Kent St.	9
31. Virginia Tech	15	94. Stanford	9
31. Toledo	15	94. South Carolina	9
31. Texas	15	94. Indiana	9
31. Tennessee	15	94. Missouri	9
31. San Jose St.	15	94. Idaho	9
31. Ohio St.	15	101. Central Mich.	8
44. UAB	14	101. Utah	8
44. Michigan	14	101. Rice	8
44. Louisiana Tech	14	101. Iowa St.	8
44. Utah St.	14	101. Iowa St.	8
44. Tulane	14	105. Arizona	7
44. Pittsburgh	14	105. Marshall	7
44. Southern Miss.	14	105. La-Monroe	7
44. Purdue	14	105. East Caro.	7
44. Houston	14	109. Ball St.	6
44. Clemson	14	109. Texas A&M	6
44. California	14	109. Mississippi St.	6
44. Brigham Young	14	109. Eastern Mich.	6
56. Arkansas St.	13	109. Baylor	6
56. Wake Forest	13	114. UCF	5
56. Virginia	13	115. Buffalo	4
		116. Illinois	2
		116. North Carolina	2

Fumbles Lost

Rank, School	No.	Rank, School	No.
1. Michigan St.	3	14. Arizona	7
2. Missouri	5	19. Indiana	8
2. South Carolina	5	19. Pittsburgh	8
4. Fresno St.	6	19. Stanford	8
4. Clemson	6	19. La-Lafayette	8
4. Eastern Mich.	6	19. Miami (Ohio)	8
4. Toledo	6	19. Nevada	8
4. Wyoming	6	19. Louisville	8
4. Virginia	6	19. Kentucky	8
4. Temple	6	27. Arkansas St.	9
4. Oklahoma	6	27. Wake Forest	9
4. Connecticut	6	27. Air Force	9
4. Georgia	6	27. Purdue	9
14. Akron	7	27. Mississippi	9
14. Northern Ill.	7	27. Michigan	9
14. Notre Dame	7	27. Iowa St.	9
14. Alabama	7	27. Central Mich.	9

Rank, School	No.	Rank, School	No.
27. Ball St.	9	74. Kansas St.	13
27. Duke	9	74. North Texas	13
37. Boston College	10	74. Northwestern	13
37. Western Mich.	10	74. Vanderbilt	13
37. Tennessee	10	74. Southern California	13
37. San Jose St.	10	74. Rice	13
37. Rutgers	10	74. Oregon St.	13
37. Oklahoma St.	10	74. La-Monroe	13
37. Illinois	10	74. North Carolina St.	13
37. Buffalo	10	74. LSU	13
37. Minnesota	10	86. East Caro.	14
37. New Mexico	10	86. North Carolina	14
37. Hawaii	10	86. Nebraska	14
37. Florida	10	86. South Fla.	14
49. Auburn	11	86. Navy	14
49. Tulsa	11	86. Oregon	14
49. Syracuse	11	92. UAB	15
49. Southern Methodist	11	92. UCF	15
49. Ohio St.	11	92. Utah	15
49. Middle Tenn.	11	92. Southern Miss.	15
49. Maryland	11	92. Mississippi St.	15
49. Kent St.	11	92. Miami (Fla.)	15
49. Kansas	11	92. Memphis	15
49. Iowa	11	92. Idaho	15
59. Boise St.	12	92. Colorado	15
59. Florida St.	12	92. Bowling Green	15
59. Georgia Tech	12	102. Arizona St.	16
59. California	12	102. Washington	16
59. Wisconsin	12	102. Troy St.	16
59. West Virginia	12	102. UTEP	16
59. Virginia Tech	12	102. Marshall	16
59. Tulane	12	107. Brigham Young	17
59. Texas Tech	12	107. Texas A&M	17
59. TCU	12	107. UCLA	17
59. San Diego St.	12	110. Cincinnati	18
59. Penn St.	12	110. Washington St.	18
59. New Mexico St.	12	110. Texas	18
59. UNLV	12	110. Utah St.	18
59. Louisiana Tech	12	114. Colorado St.	19
74. Arkansas	13	114. Army	19
74. Baylor	13	114. Houston	19
		114. Ohio	19

Passes Had Intercepted

Rank, School	No.	Rank, School	No.
1. Utah	5	28. Penn St.	10
2. San Jose St.	6	28. Northern Ill.	10
2. Navy	6	41. Arizona St.	11
4. Buffalo	7	41. Miami (Ohio)	11
4. Houston	7	41. UNLV	11
4. Maryland	7	41. North Carolina	11
4. Minnesota	7	41. Oklahoma	11
4. Purdue	7	41. TCU	11
4. Ohio	7	47. Ball St.	12
4. North Carolina St.	7	47. Baylor	12
11. California	8	47. South Carolina	12
11. Duke	8	47. Tulsa	12
11. West Virginia	8	47. Virginia	12
11. Air Force	8	47. Utah St.	12
11. Toledo	8	47. Temple	12
11. Syracuse	8	47. South Fla.	12
11. Missouri	8	47. Louisville	12
11. Middle Tenn.	8	47. Georgia	12
19. Arkansas	9	57. UAB	13
19. Wyoming	9	57. Wisconsin	13
19. Auburn	9	57. Texas A&M	13
19. Texas	9	57. Southern Miss.	13
19. Tennessee	9	57. Ohio St.	13
19. Southern California	9	57. Northwestern	13
19. North Texas	9	57. New Mexico St.	13
19. Indiana	9	57. Memphis	13
19. Boise St.	9	57. Idaho	13
28. Akron	10	57. Nebraska	13
28. Nebraska	10	57. Georgia Tech	13
28. Mississippi	10	57. Florida St.	13
28. Michigan	10	57. Colorado	13
28. Kentucky	10	57. Clemson	13
28. Kent St.	10	57. Oregon	13
28. Cincinnati	10	57. Oklahoma St.	13
28. Iowa	10	57. Boston College	13
28. Central Mich.	10	57. Bowling Green	13
28. Wake Forest	10	74. Connecticut	14
28. Rice	10	74. Tulane	14

Rank, School	No.	Rank, School	No.
74. Washington	14	97. Kansas St.	17
74. Pittsburgh	14	97. San Diego St.	17
74. Florida	14	99. East Caro.	18
74. New Mexico	14	99. Marshall	18
80. Alabama	15	99. Stanford	18
80. Fresno St.	15	102. UCF	19
80. Colorado St.	15	102. Rutgers	19
80. Virginia Tech	15	102. Notre Dame	19
80. Vanderbilt	15	105. Miami (Fla.)	20
80. Troy St.	15	105. Western Mich.	20
80. La.-Lafayette	15	105. La.-Monroe	20
80. Southern Methodist	15	108. Arkansas St.	21
80. Michigan St.	15	109. Brigham Young	22
80. LSU	15	109. Washington St.	22
80. Kansas	15	111. Arizona	23
80. UCLA	15	111. Texas Tech	23
92. Eastern Mich.	16	113. UTEP	24
92. Iowa St.	16	114. Mississippi St.	25
92. Louisiana Tech	16	114. Oregon St.	25
92. Nevada	16	114. Army	25
92. Illinois	16	117. Hawaii	27

Turnovers Gained

Rank, School	No.	Rank, School	No.
1. Washington St.	48	51. Iowa	25
2. Nebraska	47	60. Akron	24
3. Southern California	42	60. South Carolina	24
4. Miami (Ohio)	39	60. Northwestern	24
5. West Virginia	36	60. Army	24
6. UNLV	35	60. Wyoming	24
6. Troy St.	35	60. Memphis	24
8. Oklahoma	34	60. Missouri	24
9. Arkansas	33	67. Alabama	23
9. Southern Miss.	33	67. Virginia	23
9. Florida St.	33	67. Air Force	23
9. North Texas	33	67. Temple	23
9. LSU	33	67. Rutgers	23
14. Boise St.	31	67. Louisville	23
14. Florida	31	67. Louisiana Tech	23
14. Miami (Fla.)	31	67. Idaho	23
14. Tulane	31	67. Clemson	23
14. Northern Ill.	31	67. California	23
14. UCLA	31	67. UAB	23
20. Oregon St.	30	67. Arizona St.	23
21. Georgia	29	79. Bowling Green	22
21. Hawaii	29	79. Oregon	22
21. Utah	29	79. Wisconsin	22
21. Texas	29	79. Tennessee	22
21. Nevada	29	79. Colorado	22
21. New Mexico	29	84. Auburn	21
21. Michigan St.	29	84. Duke	21
21. Kansas St.	29	84. San Jose St.	21
29. Boston College	28	84. North Carolina St.	21
29. Cincinnati	28	84. Middle Tenn.	21
29. La.-Lafayette	28	84. Michigan	21
29. San Diego St.	28	90. Baylor	20
29. Purdue	28	90. Connecticut	20
29. Notre Dame	28	90. Rice	20
29. Kent St.	28	90. Houston	20
36. Arkansas St.	27	90. Indiana	20
36. Stanford	27	90. East Caro.	20
36. Texas Tech	27	96. Colorado St.	19
36. Navy	27	96. Iowa St.	19
36. TCU	27	96. Kansas	19
36. Georgia Tech	27	96. Texas A&M	19
36. Pittsburgh	27	96. Oklahoma St.	19
43. Fresno St.	26	96. Mississippi St.	19
43. Virginia Tech	26	96. Maryland	19
43. Washington	26	103. Vanderbilt	18
43. Western Mich.	26	104. Kentucky	17
43. Wake Forest	26	104. New Mexico St.	17
43. Utah St.	26	106. Ball St.	16
43. Tulsa	26	106. Eastern Mich.	16
43. Syracuse	26	106. Minnesota	16
51. Arizona	25	106. Penn St.	16
51. Mississippi	25	110. Buffalo	15
51. Ohio	25	110. Marshall	15
51. Toledo	25	110. Central Mich.	15
51. UTEP	25	113. La.-Monroe	14
51. South Fla.	25	114. Southern Methodist	13
51. Ohio St.	25	115. UCF	12
51. Brigham Young	25	116. North Carolina	10
		117. Illinois	8

Turnovers Lost

Rank, School	No.	Rank, School	No.
1. Missouri	13	57. New Mexico	24
2. Toledo	14	57. Ohio St.	24
3. Wyoming	15	62. Baylor	25
4. Purdue	16	62. Iowa St.	25
4. San Jose St.	16	62. North Carolina	25
6. Akron	17	62. Georgia Tech	25
6. Buffalo	17	62. Florida St.	25
6. Indiana	17	62. Wisconsin	25
6. Duke	17	62. New Mexico St.	25
6. Air Force	17	69. Houston	26
6. South Carolina	17	69. Kansas	26
6. Northern Ill.	17	69. Illinois	26
6. Oklahoma	17	69. Northwestern	26
6. Minnesota	17	69. Ohio	26
15. Georgia	18	69. South Fla.	26
15. Maryland	18	69. Stanford	26
15. Michigan St.	18	69. Tulane	26
15. Kentucky	18	69. Southern Methodist	26
15. Virginia	18	69. Notre Dame	26
15. Temple	18	79. Arizona St.	27
21. Central Mich.	19	79. Oregon	27
21. Clemson	19	79. Virginia Tech	27
21. Michigan	19	79. Texas	27
21. Mississippi	19	83. UAB	28
21. Wake Forest	19	83. Colorado	28
21. Tennessee	19	83. Bowling Green	28
21. Syracuse	19	83. Cincinnati	28
21. Middle Tenn.	19	83. Vanderbilt	28
21. Miami (Ohio)	19	83. Southern Miss.	28
30. Auburn	20	83. Memphis	28
30. California	20	83. Louisiana Tech	28
30. West Virginia	20	83. LSU	28
30. Utah	20	83. Idaho	28
30. Navy	20	93. Rutgers	29
30. North Carolina St.	20	93. San Diego St.	29
30. Louisville	20	95. Arizona	30
30. Connecticut	20	95. Texas A&M	30
38. Ball St.	21	95. Kansas St.	30
38. Fresno St.	21	95. Washington	30
38. Boise St.	21	95. Western Mich.	30
38. Kent St.	21	95. Utah St.	30
38. Iowa	21	95. Arkansas St.	30
43. Alabama	22	102. Troy St.	31
43. North Texas	22	103. UCLA	32
43. Penn St.	22	103. East Caro.	32
43. Southern California	22	105. La.-Monroe	33
43. Pittsburgh	22	106. UCF	34
43. Arkansas	22	106. Colorado St.	34
43. Eastern Mich.	22	106. Marshall	34
50. Boston College	23	109. Miami (Fla.)	35
50. Tulsa	23	109. Texas Tech	35
50. TCU	23	111. Hawaii	37
50. La.-Lafayette	23	112. Oregon St.	38
50. Rice	23	113. Brigham Young	39
50. Oklahoma St.	23	114. Mississippi St.	40
50. UNLV	23	114. Washington St.	40
57. Florida	24	114. UTEP	40
57. Nevada	24	117. Army	44
57. Nebraska	24		

Passing Efficiency

Rank	School	G	Ath	Com	Pct	Int	IPct	Yds	Yds/Ath	TD	TDPct	Rating	W	L	T
1.	North Carolina St.	13	496	357	71.98	7	1.41	4580	9.23	35	7.06	170.03	8	5	0
2.	Miami (Ohio)	14	535	363	67.85	11	2.06	4772	8.92	38	7.10	162.15	13	1	0
3.	Boise St.	14	489	295	60.33	9	1.84	4708	9.63	33	6.75	159.76	13	1	0
4.	Oklahoma	14	479	298	62.21	11	2.30	4098	8.56	43	8.98	159.10	12	2	0
5.	Southern California	13	442	274	61.99	9	2.04	3791	8.58	39	8.82	159.09	12	1	0
6.	Toledo	12	423	298	70.45	8	1.89	3339	7.89	29	6.86	155.55	8	4	0
7.	Pittsburgh	13	427	251	58.78	14	3.28	3746	8.77	38	8.90	155.30	8	5	0
8.	Minnesota	13	287	176	61.32	7	2.44	2671	9.31	18	6.27	155.29	10	3	0
9.	Houston	13	367	223	60.76	7	1.91	3156	8.60	26	7.08	152.60	7	6	0
10.	Mississippi	13	449	282	62.81	10	2.23	3718	8.28	31	6.90	150.69	10	3	0
11.	LSU	14	401	255	63.59	15	3.74	3257	8.12	30	7.48	149.03	13	1	0
12.	Colorado St.	13	357	217	60.78	15	4.20	3226	9.04	22	6.16	148.64	7	6	0
13.	Texas Tech.	13	780	506	64.87	23	2.95	6179	7.92	53	6.79	147.97	8	5	0
14.	Bowling Green	14	528	345	65.34	13	2.46	4206	7.97	32	6.06	147.29	11	3	0
15.	California	14	452	278	61.50	8	1.77	3705	8.20	28	6.19	147.26	8	6	0
16.	Akron	12	449	287	63.92	10	2.23	3736	8.32	22	4.90	145.51	7	5	0
17.	Western Mich.	12	450	272	60.44	20	4.44	3701	8.22	31	6.89	143.33	5	7	0
18.	Louisville	13	395	237	60.00	12	3.04	3389	8.58	20	5.06	142.70	9	4	0
18.	Marshall	12	377	255	67.64	18	4.77	2935	7.79	22	5.84	142.70	8	4	0
20.	Kansas	13	414	255	61.59	15	3.62	3327	8.04	25	6.04	141.79	6	7	0
21.	Utah	12	328	203	61.89	5	1.52	2568	7.83	17	5.18	141.72	10	2	0
22.	Texas	13	330	186	56.36	9	2.73	2686	8.14	22	6.67	141.32	10	3	0
23.	North Texas	13	225	122	54.22	9	4.00	1949	8.66	15	6.67	140.96	9	4	0
24.	Tulane	12	425	253	59.53	14	3.29	3093	7.28	34	8.00	140.44	5	7	0
25.	Northern Ill.	12	350	207	59.14	10	2.86	2627	7.51	25	7.14	140.01	10	2	0
26.	Maryland	13	361	200	55.40	7	1.94	2995	8.30	20	5.54	139.49	10	3	0
27.	Virginia	13	466	316	67.81	12	2.58	3324	7.13	23	4.94	138.85	8	5	0
28.	Colorado	12	452	283	62.61	13	2.88	3351	7.41	27	5.97	138.84	5	7	0
29.	Arkansas	13	304	167	54.93	9	2.96	2462	8.10	20	6.58	138.72	9	4	0
30.	Florida St.	13	438	249	56.85	13	2.97	3505	8.00	26	5.94	137.67	10	3	0
31.	West Virginia	13	252	129	51.19	8	3.17	2034	8.07	19	7.54	137.53	8	5	0
32.	Connecticut	12	483	283	58.59	14	2.90	3575	7.40	33	6.83	137.52	9	3	0
33.	Kansas St.	15	371	194	52.29	17	4.58	3186	8.59	25	6.74	137.51	11	4	0
34.	Wisconsin	13	332	184	55.42	13	3.92	2833	8.53	18	5.42	137.14	7	6	0
35.	Virginia Tech.	13	305	181	59.34	15	4.92	2502	8.20	17	5.57	136.76	8	5	0
36.	Michigan	13	476	284	59.66	10	2.10	3520	7.39	26	5.46	135.64	10	3	0
37.	Middle Tenn.	12	366	224	61.20	8	2.19	2720	7.43	18	4.92	135.48	4	8	0
38.	Florida	13	406	244	60.10	14	3.45	3190	7.86	20	4.93	135.46	8	5	0
39.	Oregon	13	427	247	57.85	13	3.04	3288	7.70	24	5.62	134.94	8	5	0
40.	Clemson	13	490	300	61.22	13	2.65	3687	7.52	23	4.69	134.59	9	4	0
41.	Tennessee	13	422	238	56.40	9	2.13	3034	7.19	28	6.64	134.42	10	2	1
42.	New Mexico St.	12	285	176	61.75	13	4.56	2379	8.35	10	3.51	134.37	3	9	0
43.	Auburn	13	323	202	62.54	9	2.79	2499	7.74	10	3.10	132.13	8	5	0
44.	New Mexico	13	307	161	52.44	14	4.56	2477	8.07	19	6.19	131.48	8	5	0
45.	TCU	13	349	199	57.02	11	3.15	2881	8.26	12	3.44	131.39	11	2	0
46.	Boston College	13	397	224	56.42	13	3.27	2892	7.28	24	6.05	130.99	8	5	0
47.	Wyoming	12	436	249	57.11	9	2.06	3134	7.19	23	5.28	130.76	4	8	0
48.	Hawaii	14	754	444	58.89	27	3.58	5382	7.14	42	5.57	130.08	9	5	0
49.	Tulsa	13	367	211	57.49	12	3.27	2549	6.95	23	6.27	129.98	8	5	0
50.	Ohio St.	13	366	208	56.83	13	3.55	2679	7.32	20	5.46	129.21	11	2	0
51.	North Carolina	12	429	258	60.14	11	2.56	2927	6.82	21	4.90	128.44	2	10	0
51.	Oklahoma St.	13	350	191	54.57	13	3.71	2561	7.32	21	6.00	128.44	9	4	0
53.	Purdue	13	419	254	60.62	7	1.67	2912	6.95	16	3.82	128.24	9	4	0
54.	Michigan St.	13	506	312	61.66	15	2.96	3510	6.94	21	4.15	127.74	8	5	0
55.	Vanderbilt	12	347	196	56.48	15	4.32	2485	7.16	20	5.76	127.03	2	10	0
56.	Memphis	13	470	260	55.32	13	2.77	3419	7.27	23	4.89	127.02	9	4	0
57.	Georgia	14	461	274	59.44	12	2.60	3435	7.45	14	3.04	126.81	11	3	0
58.	San Jose St.	11	463	273	58.96	6	1.30	3106	6.71	18	3.89	125.59	3	8	0
59.	Navy	13	158	74	46.84	6	3.80	1304	8.25	8	5.06	125.24	8	5	0
60.	Arizona St.	12	465	244	52.47	11	2.37	3291	7.08	25	5.38	124.96	5	7	0
61.	Oregon St.	13	534	274	51.31	25	4.68	4265	7.99	25	4.68	124.48	8	5	0
62.	Ball St.	12	422	246	58.29	12	2.84	2730	6.47	22	5.21	124.16	4	8	0
63.	Louisiana Tech.	12	482	267	55.39	16	3.32	3519	7.30	20	4.15	123.78	5	7	0
64.	Syracuse	12	311	186	59.81	8	2.57	2164	6.96	10	3.22	123.72	6	6	0
65.	Texas A&M	12	330	178	53.94	13	3.94	2551	7.73	12	3.64	122.96	4	8	0
66.	Wake Forest	12	249	146	58.63	10	4.02	1818	7.30	8	3.21	122.50	5	7	0
67.	Washington St.	13	478	260	54.39	22	4.60	3526	7.38	22	4.60	122.35	10	3	0
68.	Ohio	12	238	120	50.42	7	2.94	1851	7.78	9	3.78	122.33	2	10	0
69.	UAB	12	337	164	48.66	13	3.86	2599	7.71	16	4.75	121.43	5	7	0
70.	Iowa	13	321	171	53.27	10	3.12	2095	6.53	19	5.92	121.42	10	3	0
71.	Southern Miss.	13	364	188	51.65	13	3.57	2637	7.24	17	4.67	120.72	9	4	0
72.	Idaho	12	445	239	53.71	13	2.92	3057	6.87	20	4.49	120.39	3	9	0
73.	UCF	12	406	250	61.58	19	4.68	2662	6.56	16	3.94	120.32	3	9	0
74.	Rutgers	12	406	240	59.11	19	4.68	2757	6.79	16	3.94	119.79	5	7	0
75.	Miami (Fla.)	13	410	245	59.76	20	4.88	2796	6.82	15	3.66	119.40	11	2	0
76.	Utah St.	12	446	245	54.93	12	2.69	2904	6.51	19	4.26	118.27	3	9	0
77.	Kentucky	12	381	206	54.07	10	2.62	2426	6.37	18	4.72	117.93	4	8	0
78.	Washington	12	485	270	55.67	14	2.89	3236	6.67	17	3.51	117.54	6	6	0
79.	Central Mich.	12	343	189	55.10	10	2.92	2098	6.12	17	4.96	117.00	3	9	0
80.	Missouri	13	375	225	60.00	8	2.13	2158	5.75	14	3.73	116.39	8	5	0

Rank, School	G	Att	Com	Pct	Int	IPct	Yds	Yds/Att	TD	TDPct	Rating	W	L	T
81. Illinois	12	451	274	60.75	16	3.55	2756	6.11	15	3.33	116.01	1	11	0
82. Nebraska	13	192	94	48.96	10	5.21	1422	7.41	8	4.17	114.55	10	3	0
83. Air Force	12	183	92	50.27	8	4.37	1259	6.88	8	4.37	113.77	7	5	0
84. Alabama	13	386	201	52.07	15	3.89	2491	6.45	17	4.40	113.07	4	9	0
85. Kent St.	12	398	192	48.24	10	2.51	2637	6.63	16	4.02	112.10	5	7	0
86. Cincinnati	12	438	231	52.74	10	2.28	2741	6.26	14	3.20	111.25	5	7	0
87. Rice	12	128	61	47.66	10	7.81	964	7.53	6	4.69	110.81	5	7	0
88. La.-Lafayette	12	437	250	57.21	15	3.43	2628	6.01	13	2.97	110.67	4	8	0
89. Baylor	12	344	195	56.69	12	3.49	2057	5.98	11	3.20	110.50	3	9	0
90. Nevada	12	386	190	49.22	16	4.15	2588	6.70	15	3.89	110.05	6	6	0
91. Fresno St.	14	470	267	56.81	15	3.19	2690	5.72	15	3.19	109.03	9	5	0
92. South Carolina	12	356	177	49.72	12	3.37	2324	6.53	12	3.37	108.92	5	7	0
93. Temple	12	444	234	52.70	12	2.70	2697	6.07	13	2.93	107.98	1	11	0
94. La.-Monroe	12	450	240	53.33	20	4.44	2652	5.89	19	4.22	107.85	1	11	0
95. UCLA	13	430	226	52.56	15	3.49	2639	6.14	12	2.79	106.39	6	7	0
96. Georgia Tech	13	379	199	52.51	13	3.43	2212	5.84	13	3.43	105.98	7	6	0
97. San Diego St.	12	442	241	54.52	17	3.85	2609	5.90	10	2.26	103.86	6	6	0
98. Mississippi St.	12	395	207	52.41	25	6.33	2424	6.14	15	3.80	103.82	2	10	0
99. UNLV	12	369	187	50.68	11	2.98	2110	5.72	12	3.25	103.50	6	6	0
100. Penn St.	12	396	198	50.00	10	2.53	2296	5.80	11	2.78	102.82	3	9	0
101. Brigham Young	12	449	245	54.57	22	4.90	2580	5.75	13	2.90	102.62	4	8	0
102. East Caro.	12	360	211	58.61	18	5.00	2075	5.76	6	1.67	102.52	1	11	0
103. Northwestern	13	335	178	53.13	13	3.88	2121	6.33	4	1.19	102.46	6	7	0
104. UTEP	13	409	207	50.61	24	5.87	2570	6.28	13	3.18	102.14	2	11	0
105. Indiana	12	330	174	52.73	9	2.73	1998	6.05	4	1.21	102.10	2	10	0
106. South Fla.	11	346	168	48.55	12	3.47	1957	5.66	12	3.47	100.62	7	4	0
107. Duke	12	359	176	49.03	8	2.23	2051	5.71	8	2.23	99.89	4	8	0
108. Eastern Mich.	12	332	180	54.22	16	4.82	1844	5.55	8	2.41	99.17	3	9	0
109. Arizona	12	395	185	46.84	23	5.82	2204	5.58	14	3.54	93.72	2	10	0
110. Army	13	525	272	51.81	25	4.76	2694	5.13	13	2.48	93.55	0	13	0
111. Buffalo	12	304	155	50.99	7	2.30	1461	4.81	6	1.97	93.28	1	11	0
112. Iowa St.	12	378	172	45.50	16	4.23	2122	5.61	10	2.65	92.92	2	10	0
113. Arkansas St.	12	328	161	49.09	21	6.40	1817	5.54	10	3.05	92.89	5	7	0
114. Stanford	11	397	189	47.61	18	4.53	2059	5.19	12	3.02	92.07	4	7	0
115. Notre Dame	12	411	195	47.45	19	4.62	2149	5.23	10	2.43	90.10	5	7	0
116. Southern Methodist	12	290	135	46.55	15	5.17	1576	5.43	7	2.41	89.87	0	12	0
117. Troy St.	12	311	132	42.44	15	4.82	1672	5.38	8	2.57	86.40	6	6	0

Pass Efficiency Defense

Rank, School	G	Att	Com	Pct	Int	IPct	Yds	Yds/Att	TD	TDPct	Rating	W	L	T
1. Nebraska	13	430	218	50.70	32	7.44	2312	5.38	10	2.33	88.66	10	3	0
2. LSU	14	477	213	44.65	21	4.40	2590	5.43	12	2.52	89.81	13	1	0
3. Oklahoma	14	419	218	52.03	22	5.25	2050	4.89	11	2.63	91.26	12	2	0
4. Miami (Fla.)	13	328	167	50.91	19	5.79	1866	5.69	9	2.74	96.16	11	2	0
5. Washington St.	13	547	263	48.08	24	4.39	2960	5.41	19	3.47	96.24	10	3	0
6. Oregon St.	13	467	206	44.11	20	4.28	2656	5.69	22	4.71	98.85	8	5	0
7. Boise St.	14	614	302	49.19	21	3.42	3470	5.65	17	2.77	98.97	13	1	0
8. South Fla.	11	352	173	49.15	13	3.69	1979	5.62	14	3.98	102.06	7	4	0
9. Michigan	13	411	221	53.77	14	3.41	2347	5.71	9	2.19	102.18	10	3	0
10. San Diego St.	12	345	176	51.01	12	3.48	1923	5.57	12	3.48	102.34	6	6	0
11. Tulsa	13	373	189	50.67	19	5.09	2352	6.31	12	3.22	104.10	8	5	0
12. Kansas St.	15	447	224	50.11	20	4.47	2619	5.86	19	4.25	104.39	11	4	0
13. Southern Miss.	13	364	189	51.92	14	3.85	2262	6.21	9	2.47	104.57	9	4	0
14. Memphis	13	394	187	47.46	11	2.79	2410	6.12	14	3.55	105.02	9	4	0
15. Tennessee	13	414	230	55.56	15	3.62	2419	5.84	10	2.42	105.41	10	2	1
16. Georgia	14	412	224	54.37	17	4.13	2443	5.93	12	2.91	105.57	11	3	0
17. Maryland	13	368	185	50.27	12	3.26	2327	6.32	10	2.72	105.86	10	3	0
18. Texas	13	354	167	47.18	15	4.24	2305	6.51	14	3.95	106.47	10	3	0
19. Purdue	13	421	222	52.73	14	3.33	2673	6.35	12	2.85	108.79	9	4	0
20. Florida St.	13	449	247	55.01	15	3.34	2768	6.16	12	2.67	108.92	10	3	0
21. Penn St.	12	311	160	51.45	10	3.22	1840	5.92	14	4.50	109.52	3	9	0
22. Florida	13	414	228	55.07	20	4.83	2716	6.56	12	2.90	110.11	8	5	0
23. Arkansas	13	399	213	53.38	17	4.26	2431	6.09	17	4.26	110.12	9	4	0
24. Iowa	13	462	257	55.63	13	2.81	2884	6.24	11	2.38	110.27	10	3	0
25. Ohio St.	13	515	298	57.86	15	2.91	3049	5.92	14	2.72	110.78	11	2	0
26. Southern California	13	567	312	55.03	22	3.88	3591	6.33	18	3.17	110.92	12	1	0
27. Utah	12	347	171	49.28	8	2.31	2386	6.88	9	2.59	111.01	10	2	0
28. Cincinnati	12	337	170	50.45	19	5.64	2263	6.72	17	5.04	112.18	5	7	0
29. Brigham Young	12	320	168	52.50	14	4.38	2114	6.61	13	4.06	112.65	4	8	0
30. Wisconsin	13	423	228	53.90	12	2.84	2774	6.56	13	3.07	113.45	7	6	0
31. UCLA	13	422	249	59.00	19	4.50	2609	6.18	15	3.55	113.66	6	7	0
32. Connecticut	12	395	210	53.16	9	2.28	2414	6.11	17	4.30	114.18	9	3	0
33. UAB	12	385	223	57.92	14	3.64	2499	6.49	11	2.86	114.58	5	7	0
34. Miami (Ohio)	14	481	252	52.39	21	4.37	3213	6.68	22	4.57	114.87	13	1	0
35. Utah St.	12	348	188	54.02	14	4.02	2313	6.65	14	4.02	115.06	3	9	0
36. Clemson	13	409	230	56.23	14	3.42	2658	6.50	15	3.67	116.05	9	4	0
37. Northern Ill.	12	392	219	55.87	23	5.87	2766	7.06	15	3.83	116.06	10	2	0
38. Air Force	12	312	169	54.17	13	4.17	2197	7.04	11	3.53	116.65	7	5	0
39. Minnesota	13	454	268	59.03	11	2.42	2830	6.23	14	3.08	116.69	10	3	0
40. Troy St.	12	393	232	59.03	16	4.07	2690	6.84	11	2.80	117.59	6	6	0
41. Auburn	13	362	193	53.31	11	3.04	2457	6.79	15	4.14	117.91	8	5	0
42. Navy	13	370	229	61.89	16	4.32	2343	6.33	13	3.51	118.04	8	5	0

Rank, School	G	Ath	Com	Pct	Int	IPct	Yds	Yds/Ath	TD	TDPct	Rating	W	L	T
43. Fresno St.....	14	451	251	55.65	16	3.55	2890	6.41	22	4.88	118.53	9	5	0
44. Virginia.....	13	415	235	56.63	13	3.13	2899	6.99	14	3.37	120.15	8	5	0
45. West Virginia.....	13	489	289	59.10	21	4.29	3378	6.91	18	3.68	120.69	8	5	0
46. Oregon.....	13	485	253	52.16	12	2.47	3379	6.97	22	4.54	120.74	8	5	0
47. Pittsburgh.....	13	407	233	57.25	14	3.44	2829	6.95	15	3.69	120.87	8	5	0
48. Bowling Green.....	14	430	235	54.65	11	2.56	2908	6.76	19	4.42	120.97	11	3	0
49. Boston College.....	13	442	255	57.69	19	4.30	2984	6.75	21	4.75	121.49	8	5	0
50. Washington.....	12	375	194	51.73	16	4.27	2801	7.47	18	4.80	121.75	6	6	0
51. New Mexico.....	13	477	270	56.60	13	2.73	3227	6.77	20	4.19	121.81	8	5	0
52. Louisville.....	13	474	264	55.70	13	2.74	3358	7.08	19	4.01	122.95	9	4	0
53. Georgia Tech.....	13	425	257	60.47	13	3.06	2882	6.78	15	3.53	122.99	7	6	0
54. TCU.....	13	423	218	51.54	18	4.26	3325	7.86	18	4.26	123.06	11	2	0
55. Hawaii.....	14	461	261	56.62	15	3.25	3351	7.27	17	3.69	123.32	9	5	0
56. Kentucky.....	12	330	186	56.36	11	3.33	2347	7.11	14	4.24	123.48	4	8	0
57. Idaho.....	12	339	211	62.24	9	2.65	2392	7.06	8	2.36	123.95	3	9	0
58. UNLV.....	12	404	235	58.17	16	3.96	2877	7.12	17	4.21	123.98	6	6	0
59. Marshall.....	12	304	163	53.62	7	2.30	2129	7.00	15	4.93	124.11	8	4	0
60. Vanderbilt.....	12	328	184	56.10	10	3.05	2393	7.30	14	4.27	125.37	2	10	0
61. Missouri.....	13	422	266	63.03	9	2.13	2779	6.59	15	3.55	125.78	8	5	0
62. Oklahoma St.....	13	437	247	56.52	18	4.12	3134	7.17	23	5.26	125.87	9	4	0
63. Tulane.....	12	357	192	53.78	14	3.92	2651	7.43	19	5.32	125.90	5	7	0
64. Akron.....	12	396	226	57.07	15	3.79	2708	6.84	23	5.81	126.13	7	5	0
65. Syracuse.....	12	395	237	60.00	17	4.30	2666	6.75	22	5.57	126.47	6	6	0
66. Ohio.....	12	351	179	51.00	11	3.13	2638	7.52	20	5.70	126.67	2	10	0
67. Stanford.....	11	459	250	54.47	9	1.96	3259	7.10	23	5.01	126.76	4	7	0
68. Alabama.....	13	432	250	57.87	12	2.78	2961	6.85	23	5.32	127.49	4	9	0
69. Colorado St.....	13	377	216	57.29	13	3.45	2798	7.42	17	4.51	127.63	7	6	0
70. Rutgers.....	12	347	179	51.59	10	2.88	2597	7.48	20	5.76	127.72	5	7	0
71. Nevada.....	12	382	220	57.59	15	3.93	2848	7.46	18	4.71	127.92	6	6	0
72. Arizona St.....	12	393	216	54.96	16	4.07	3047	7.75	20	5.09	128.78	5	7	0
73. North Texas.....	13	399	245	61.40	18	4.51	2855	7.16	20	5.01	129.02	9	4	0
74. Duke.....	12	351	207	58.97	11	3.13	2603	7.42	15	4.27	129.13	4	8	0
75. Michigan St.....	13	450	244	54.22	15	3.33	3317	7.37	27	6.00	129.25	8	5	0
76. Notre Dame.....	12	337	194	57.57	13	3.86	2556	7.58	16	4.75	129.26	5	7	0
77. Northwestern.....	13	427	261	61.12	15	3.51	3292	7.71	15	3.51	130.43	6	7	0
78. New Mexico St.....	12	321	180	56.07	12	3.74	2380	7.41	19	5.92	130.44	3	9	0
79. California.....	14	469	262	55.86	14	2.99	3516	7.50	25	5.33	130.49	8	6	0
80. Virginia Tech.....	13	405	244	60.25	15	3.70	3009	7.43	19	4.69	130.68	8	5	0
81. Kansas.....	13	390	242	62.05	12	3.08	2833	7.26	18	4.62	132.20	6	7	0
82. Wake Forest.....	12	465	288	61.94	13	2.80	3362	7.23	22	4.73	132.65	5	7	0
83. North Carolina St.....	13	516	305	59.11	11	2.13	3693	7.16	28	5.43	132.86	8	5	0
84. Rice.....	12	382	234	61.26	8	2.09	2697	7.06	20	5.24	133.69	5	7	0
85. Texas Tech.....	13	410	235	57.32	16	3.90	3332	8.13	20	4.88	133.86	8	5	0
86. Toledo.....	12	399	252	63.16	15	3.76	2858	7.16	22	5.51	134.05	8	4	0
87. La.-Lafayette.....	12	347	192	55.33	12	3.46	2678	7.72	22	6.34	134.13	4	8	0
88. Wyoming.....	12	332	192	57.83	12	3.61	2546	7.67	20	6.02	134.87	4	8	0
89. Mississippi.....	13	454	255	56.17	15	3.30	3589	7.91	26	5.73	134.90	10	3	0
90. Ball St.....	12	342	214	62.57	6	1.75	2274	6.65	22	6.43	136.17	4	8	0
91. Louisiana Tech.....	12	400	247	61.75	14	3.50	3274	8.19	17	4.25	137.58	5	7	0
92. Eastern Mich.....	12	314	192	61.15	6	1.91	2423	7.72	15	4.78	137.86	3	9	0
93. Houston.....	13	375	205	54.67	14	3.73	3012	8.03	27	7.20	138.46	7	6	0
94. Middle Tenn.....	12	401	248	61.85	12	2.99	3053	7.61	23	5.74	138.70	4	8	0
95. South Carolina.....	12	341	211	61.88	9	2.64	2431	7.13	23	6.74	138.76	5	7	0
96. Arkansas St.....	12	387	232	59.95	13	3.36	3001	7.75	25	6.46	139.64	5	7	0
96. Illinois.....	12	314	189	60.19	2	.64	2428	7.73	15	4.78	139.64	1	11	0
98. San Jose St.....	11	364	219	60.16	15	4.12	2989	8.21	21	5.77	139.97	3	8	0
99. Western Mich.....	12	376	235	62.50	12	3.19	2942	7.82	22	5.85	141.15	5	7	0
100. UTEP.....	13	395	224	56.71	11	2.78	3347	8.47	24	6.08	142.36	2	11	0
101. Temple.....	12	340	215	63.24	11	3.24	2724	8.01	20	5.88	143.44	1	11	0
102. Central Mich.....	12	386	249	64.51	8	2.07	3072	7.96	19	4.92	143.45	3	9	0
103. Colorado.....	12	416	247	59.38	10	2.40	3375	8.11	27	6.49	144.16	5	7	0
104. Southern Methodist.....	12	335	189	56.42	10	2.99	2704	8.07	28	8.36	145.81	0	12	0
105. Kent St.....	12	404	256	63.37	9	2.23	3126	7.74	27	6.68	146.00	5	7	0
106. Iowa St.....	12	340	227	66.76	8	2.35	2709	7.97	19	5.59	147.46	2	10	0
107. Buffalo.....	12	368	220	59.78	4	1.09	3040	8.26	23	6.25	147.64	1	11	0
108. Baylor.....	12	377	211	55.97	6	1.59	3078	8.16	31	8.22	148.53	3	9	0
109. UCF.....	12	318	208	65.41	5	1.57	2534	7.97	19	5.97	148.91	3	9	0
110. Army.....	13	382	249	65.18	12	3.14	3294	8.62	21	5.50	149.49	0	13	0
111. East Caro.....	12	298	173	58.05	7	2.35	2396	8.04	26	8.72	149.73	1	11	0
112. Arizona.....	12	394	241	61.17	7	1.78	3351	8.51	26	6.60	150.87	2	10	0
113. Texas A&M.....	12	311	192	61.74	6	1.93	2477	7.96	29	9.32	155.52	4	8	0
114. La.-Monroe.....	12	317	189	59.62	7	2.21	2786	8.79	30	9.46	160.24	1	11	0
115. Indiana.....	12	316	212	67.09	9	2.85	2845	9.00	24	7.59	162.09	2	10	0
116. Mississippi St.....	12	373	232	62.20	6	1.61	3399	9.11	31	8.31	162.95	2	10	0
117. North Carolina.....	12	359	226	62.95	2	.56	3339	9.30	25	6.96	162.99	2	10	0

Total Defense

Rank, School	G	Pl	Yds	Avg	TD	Yds/Gm	W	L	T
1. LSU	14	877	3528	4.02	19	252.00	13	1	0
2. Miami (Fla.)	13	786	3348	4.26	23	257.54	11	2	0
3. Oklahoma	14	881	3635	4.13	27	259.64	12	2	0
4. Georgia	14	880	3876	4.40	23	276.86	11	3	0
5. Auburn	13	802	3661	4.56	25	281.62	8	5	0
6. Kansas St.	15	996	4246	4.26	31	283.07	11	4	0
7. Oregon St.	13	914	3753	4.11	38	288.69	8	5	0
8. San Diego St.	12	813	3477	4.28	22	289.75	6	6	0
9. Memphis	13	879	3845	4.37	32	295.77	9	4	0
10. Ohio St.	13	930	3859	4.15	28	296.85	11	2	0
11. Michigan	13	845	3863	4.57	27	297.15	10	3	0
11. Nebraska	13	875	3863	4.41	24	297.15	10	3	0
13. Purdue	13	888	3933	4.43	26	302.54	9	4	0
14. Brigham Young	12	817	3684	4.51	38	307.00	4	8	0
15. Maryland	13	849	4009	4.72	27	308.38	10	3	0
16. Iowa	13	942	4089	4.34	24	314.54	10	3	0
17. South Fla.	11	846	3472	4.10	28	315.64	7	4	0
18. UCLA	13	900	4129	4.59	37	317.62	6	7	0
19. Washington St.	13	988	4141	4.19	29	318.54	10	3	0
20. Georgia Tech	13	870	4189	4.81	30	322.23	7	6	0
21. North Texas	13	863	4216	4.89	35	324.31	9	4	0
22. Tennessee	13	904	4217	4.66	28	324.38	10	2	1
23. Southern Miss.	13	920	4286	4.66	25	329.69	9	4	0
24. Marshall	12	761	3958	5.20	36	329.83	8	4	0
25. Texas	13	895	4288	4.79	36	329.85	10	3	0
26. Florida St.	13	921	4320	4.69	23	332.31	10	3	0
27. Cincinnati	12	807	3996	4.95	40	333.00	5	7	0
28. New Mexico	13	905	4346	4.80	33	334.31	8	5	0
29. Clemson	13	900	4372	4.86	31	336.31	9	4	0
30. Southern California	13	992	4373	4.41	30	336.38	12	1	0
31. Utah	12	791	4060	5.13	27	338.33	10	2	0
32. Connecticut	12	847	4080	4.82	37	340.00	9	3	0
33. Notre Dame	12	823	4082	4.96	38	340.17	5	7	0
34. Minnesota	13	906	4425	4.88	34	340.38	10	3	0
35. Miami (Ohio)	14	937	4776	5.10	35	341.14	13	1	0
36. Arkansas	13	904	4472	4.95	35	344.00	9	4	0
37. Boise St.	14	105	4877	4.61	28	348.36	13	1	0
38. TCU	13	866	4543	5.25	33	349.46	11	2	0
39. Troy St.	12	831	4196	5.05	34	349.67	6	6	0
40. New Mexico St.	12	762	4208	5.52	46	350.67	3	9	0
41. Air Force	12	823	4224	5.13	32	352.00	7	5	0
42. Navy	13	908	4586	5.05	36	352.77	8	5	0
43. Wisconsin	13	891	4620	5.19	36	355.38	7	6	0
44. Boston College	13	933	4657	4.99	44	358.23	8	5	0
45. Utah St.	12	911	4321	4.74	39	360.08	3	9	0
46. Alabama	13	897	4683	5.22	38	360.23	4	9	0
47. Syracuse	12	852	4324	5.08	36	360.33	6	6	0
48. Bowling Green	14	936	5056	5.40	39	361.14	11	3	0
49. Penn St.	12	896	4349	4.85	31	362.42	3	9	0
50. Oregon	13	938	4771	5.09	45	367.00	8	5	0
51. Florida	13	939	4777	5.09	33	367.46	8	5	0
51. Virginia Tech	13	914	4777	5.23	40	367.46	8	5	0
53. South Carolina	12	799	4418	5.53	43	368.17	5	7	0
54. Ohio	12	838	4438	5.30	48	369.83	2	10	0
55. Colorado St.	13	867	4808	5.55	40	369.85	7	6	0
56. Northern Ill.	12	861	4459	5.18	31	371.58	10	2	0
57. Duke	12	781	4499	5.76	43	374.92	4	8	0

Rank, School	G	Pl	Yds	Avg	TD	Yds/Gm	W	L	T
58. UNLV	12	880	4540	5.16	34	378.33	6	6	0
59. Mississippi	13	871	4921	5.65	38	378.54	10	3	0
60. Tulsa	13	930	4923	5.29	48	378.69	8	5	0
61. Rutgers	12	809	4554	5.63	47	379.50	5	7	0
62. Michigan St.	13	960	4939	5.14	37	379.92	8	5	0
63. Vanderbilt	12	834	4562	5.47	43	380.17	2	10	0
64. Missouri	13	974	4953	5.09	34	381.00	8	5	0
65. Fresno St.	14	979	5337	5.45	39	381.21	9	5	0
66. Kentucky	12	866	4587	5.30	39	382.25	4	8	0
67. Virginia	13	921	5001	5.43	32	384.69	8	5	0
68. California	14	969	5388	5.56	44	384.86	8	6	0
69. Washington	12	819	4620	5.64	40	385.00	6	6	0
70. UAB	12	869	4635	5.33	33	386.25	5	7	0
71. Ball St.	12	857	4645	5.42	54	387.08	4	8	0
72. Toledo	12	864	4659	5.39	35	388.25	8	4	0
73. Southern Methodist	12	800	4672	5.84	49	389.33	0	12	0
74. West Virginia	13	974	5087	5.22	35	391.31	8	5	0
75. Eastern Mich.	12	825	4717	5.72	48	393.08	3	9	0
76. Hawaii	14	105	5568	5.30	52	397.71	9	5	0
77. Arkansas St.	12	844	4792	5.68	51	399.33	5	7	0
78. Oklahoma St.	13	968	5213	5.39	43	401.00	9	4	0
79. Pittsburgh	13	939	5234	5.57	40	402.62	8	5	0
80. UCF	12	870	4833	5.56	49	402.75	3	9	0
81. Akron	12	852	4848	5.69	47	404.00	7	5	0
82. Arizona St.	12	869	4857	5.59	41	404.75	5	7	0
83. Nevada	12	879	4871	5.54	43	405.92	6	6	0
84. East Caro.	12	828	4915	5.94	55	409.58	1	11	0
85. Kansas	13	908	5364	5.91	53	412.62	6	7	0
86. La.-Monroe	12	840	4975	5.92	64	414.58	1	11	0
87. Idaho	12	878	4993	5.69	38	416.08	3	9	0
88. Northwestern	13	950	5425	5.71	42	417.31	6	7	0
89. North Carolina St.	13	986	5473	5.55	46	421.00	8	5	0
90. Western Mich.	12	911	5098	5.60	47	424.83	5	7	0
91. Middle Tenn.	12	887	5104	5.75	48	425.33	4	8	0
92. Illinois	12	887	5119	5.77	52	426.58	1	11	0
93. Louisville	13	987	5572	5.65	45	428.62	9	4	0
94. Indiana	12	824	5156	6.26	52	429.67	2	10	0
95. Temple	12	860	5157	6.00	49	429.75	1	11	0
96. Texas A&M	12	878	5178	5.90	64	431.50	4	8	0
97. Colorado	12	866	5185	5.99	51	432.08	5	7	0
98. Rice	12	880	5188	5.90	49	432.33	5	7	0
99. Stanford	11	834	4772	5.72	43	433.82	4	7	0
100. La.-Lafayette	12	852	5268	6.18	53	439.00	4	8	0
101. Houston	13	909	5725	6.30	62	440.38	7	6	0
102. Iowa St.	12	859	5311	6.18	57	442.58	2	10	0
102. Wyoming	12	885	5311	6.00	45	442.58	4	8	0
104. UTEP	13	919	5828	6.34	63	448.31	2	11	0
105. Baylor	12	832	5400	6.49	62	450.00	3	9	0
106. Texas Tech	13	953	5894	6.18	57	453.38	8	5	0
107. Wake Forest	12	931	5454	5.86	42	454.50	5	7	0
108. San Jose St.	11	788	5050	6.41	51	459.09	3	8	0
109. Arizona	12	946	5520	5.84	56	460.00	2	10	0
110. Kent St.	12	920	5542	6.02	51	461.83	5	7	0
111. Army	13	995	6034	6.06	60	464.15	0	13	0
112. Tulane	12	949	5575	5.87	54	464.58	5	7	0
113. Mississippi St.	12	898	5682	6.33	63	473.50	2	10	0
114. Buffalo	12	875	5714	6.53	59	476.17	1	11	0
115. Central Mich.	12	952	6022	6.33	53	501.83	3	9	0
116. North Carolina	12	915	6063	6.63	57	505.25	2	10	0
117. Louisiana Tech	12	931	6126	6.58	50	510.50	5	7	0

Scoring Defense

Rank, School	G	TD	Kxp	Oxp	DKx	Dox	FG	Sf	Pts	Pts/Gm	W	L	T
1. LSU	14	19	16	0	0	0	8	0	154	11.0	13	1	0
2. Nebraska	13	24	20	0	0	0	8	0	188	14.5	10	3	0
3. Georgia	14	23	19	0	0	0	14	2	203	14.5	11	3	0
4. Miami (Fla.)	13	23	22	0	0	0	12	0	196	15.1	11	2	0
5. Oklahoma	14	27	23	1	0	0	9	0	214	15.3	12	2	0
6. Maryland	13	27	26	0	0	0	6	0	206	15.8	10	3	0
7. Iowa	13	24	22	2	0	0	12	2	210	16.2	10	3	0
8. Kansas St.	15	31	28	1	0	0	8	2	244	16.3	11	4	0
9. Auburn	13	25	22	1	0	0	12	1	212	16.3	8	5	0
10. Florida St.	13	23	20	1	0	0	19	0	217	16.7	10	3	0
11. Michigan	13	27	27	0	0	0	10	0	219	16.8	10	3	0
12. Boise St.	14	28	26	1	0	0	13	2	239	17.1	13	1	0
13. San Diego St.	12	22	21	0	0	0	18	0	207	17.3	6	6	0
14. Purdue	13	26	25	0	0	0	15	0	226	17.4	9	4	0
14. Southern Miss.	13	25	21	2	0	0	17	0	226	17.4	9	4	0
16. Ohio St.	13	28	25	0	0	0	12	0	229	17.6	11	2	0
17. Southern California	13	30	25	0	1	0	10	1	239	18.4	12	1	0
17. Tennessee	13	28	24	1	0	0	15	0	239	18.4	10	2	1

Rank, School	G	TD	Kxp	Oxp	DKx	Dox	FG	Sf	Pts	Pts/Gm	W	L	T
19. Utah	12	27	20	3	0	0	13	1	229	19.1	10	2	0
20. Clemson	13	31	31	0	0	0	11	0	250	19.2	9	4	0
20. Memphis.....	13	32	29	0	1	0	9	0	250	19.2	9	4	0
22. Miami (Ohio).....	14	35	32	0	0	0	10	0	272	19.4	13	1	0
23. Washington St.....	13	29	24	0	0	0	17	4	257	19.8	10	3	0
24. Air Force.....	12	32	27	1	0	0	7	0	242	20.2	7	5	0
25. South Fla.....	11	28	23	0	0	0	11	0	224	20.4	7	4	0
26. Virginia.....	13	32	28	0	0	0	15	0	265	20.4	8	5	0
27. Georgia Tech.....	13	30	28	1	0	0	18	1	266	20.5	7	6	0
28. Florida.....	13	33	30	1	0	0	13	1	271	20.8	8	5	0
29. TCU.....	13	33	29	2	0	0	15	0	276	21.2	11	2	0
30. Penn St.....	12	31	25	1	0	0	14	0	255	21.3	3	9	0
31. Northern Ill.....	12	31	27	0	0	0	15	0	258	21.5	10	2	0
32. Texas.....	13	36	22	4	0	0	10	2	280	21.5	10	3	0
33. Bowling Green.....	14	39	33	1	0	0	11	1	304	21.7	11	3	0
34. Navy.....	13	36	32	1	0	0	11	0	283	21.8	8	5	0
35. Minnesota.....	13	34	33	0	0	0	16	0	285	21.9	10	3	0
35. Mississippi.....	13	38	31	1	0	0	8	0	285	21.9	10	3	0
35. North Texas.....	13	35	29	2	0	0	14	0	285	21.9	9	4	0
38. Missouri.....	13	34	28	2	0	0	17	0	287	22.1	8	5	0
39. New Mexico.....	13	33	27	4	0	0	19	0	290	22.3	8	5	0
40. Michigan St.....	13	37	35	0	0	0	12	0	293	22.5	8	5	0
41. Fresno St.....	14	39	35	1	0	0	14	2	317	22.6	9	5	0
42. UNLV.....	12	34	28	1	0	0	12	1	272	22.7	6	6	0
42. Troy St.....	12	34	32	0	0	0	12	0	272	22.7	6	6	0
44. West Virginia.....	13	35	31	1	0	0	18	0	297	22.8	8	5	0
45. Virginia Tech.....	13	40	36	1	0	0	7	0	299	23.0	8	5	0
46. Oregon St.....	13	38	36	0	0	0	11	2	301	23.2	8	5	0
47. Marshall.....	12	36	32	0	0	0	10	0	278	23.2	8	4	0
48. Arkansas.....	13	35	31	2	0	0	20	0	305	23.5	9	4	0
48. UCLA.....	13	37	33	1	0	0	16	0	305	23.5	6	7	0
50. Wisconsin.....	13	36	33	0	0	0	19	0	306	23.5	7	6	0
51. Toledo.....	12	35	33	0	0	0	14	0	285	23.8	8	4	0
52. UAB.....	12	33	26	5	0	0	17	1	287	23.9	5	7	0
53. Pittsburgh.....	13	40	35	0	0	0	12	0	311	23.9	8	5	0
54. California.....	14	44	40	1	0	0	11	1	341	24.4	8	6	0
55. Colorado St.....	13	40	39	0	0	0	13	0	318	24.5	7	6	0
56. Connecticut.....	12	37	36	0	0	0	14	0	300	25.0	9	3	0
57. Northwestern.....	13	42	38	0	0	0	12	0	326	25.1	6	7	0
57. Oklahoma St.....	13	43	39	1	0	0	9	0	326	25.1	9	4	0
59. Syracuse.....	12	36	34	0	0	0	17	0	301	25.1	6	6	0
60. Boston College.....	13	44	33	0	0	0	10	2	331	25.5	8	5	0
61. Alabama.....	13	38	33	3	1	0	20	2	333	25.6	4	9	0
62. Brigham Young.....	12	38	32	1	0	0	16	0	310	25.8	4	8	0
63. Idaho.....	12	38	34	2	0	0	16	0	314	26.2	3	9	0
63. South Carolina.....	12	43	39	0	0	0	5	1	314	26.2	5	7	0
65. Notre Dame.....	12	38	36	0	0	0	17	0	315	26.3	5	7	0
65. Utah St.....	12	39	30	0	0	0	17	0	315	26.3	3	9	0
67. Washington.....	12	40	35	1	0	0	13	0	316	26.3	6	6	0
68. Cincinnati.....	12	40	34	3	0	0	13	0	319	26.6	5	7	0
69. Kentucky.....	12	39	32	4	0	0	15	1	321	26.8	4	8	0
70. Oregon.....	13	45	37	1	0	0	13	0	348	26.8	8	5	0
71. Arizona St.....	12	41	40	0	0	0	14	0	328	27.3	5	7	0
72. Louisville.....	13	45	40	2	0	0	15	1	361	27.8	9	4	0
72. Tulsa.....	13	48	41	1	0	0	10	0	361	27.8	8	5	0
74. Nevada.....	12	43	39	1	0	0	13	0	338	28.2	6	6	0
75. New Mexico St.....	12	46	42	1	0	0	7	0	341	28.4	3	9	0
76. Duke.....	12	43	41	1	0	0	14	0	343	28.6	4	8	0
77. Wake Forest.....	12	42	35	2	1	0	18	0	347	28.9	5	7	0
78. Akron.....	12	47	47	0	0	0	8	0	353	29.4	7	5	0
79. Stanford.....	11	43	39	1	0	0	7	2	324	29.5	4	7	0
80. Rutgers.....	12	47	41	2	0	0	9	0	354	29.5	5	7	0
81. North Carolina St.....	13	46	36	2	0	0	23	0	385	29.6	8	5	0
82. Vanderbilt.....	12	43	41	1	0	0	19	0	358	29.8	2	10	0
83. Wyoming.....	12	45	40	1	0	0	14	3	360	30.0	4	8	0
84. Kansas.....	13	53	49	1	0	0	9	0	396	30.5	6	7	0
85. Hawaii.....	14	52	48	1	0	0	21	1	427	30.5	9	5	0
86. Western Mich.....	12	47	40	0	0	0	16	0	370	30.8	5	7	0
87. Eastern Mich.....	12	48	43	2	0	0	12	0	371	30.9	3	9	0
88. Ohio.....	12	48	46	1	0	0	12	0	372	31.0	2	10	0
89. UCF.....	12	49	46	1	0	0	9	2	373	31.1	3	9	0
90. Middle Tenn.....	12	48	38	2	0	0	15	0	375	31.3	4	8	0
91. Rice.....	12	49	46	1	0	0	12	0	378	31.5	5	7	0
92. Ball St.....	12	54	49	2	0	0	3	0	386	32.2	4	8	0
92. Southern Methodist.....	12	49	47	0	0	0	15	0	386	32.2	0	12	0
94. Indiana.....	12	52	49	0	0	0	9	0	388	32.3	2	10	0
95. Temple.....	12	49	47	1	0	0	16	1	393	32.8	1	11	0
96. Louisiana Tech.....	12	50	46	0	0	0	16	0	394	32.8	5	7	0
97. Kent St.....	12	51	44	1	0	0	14	1	396	33.0	5	7	0
98. Colorado.....	12	51	45	0	0	0	15	1	398	33.2	5	7	0
98. Illinois.....	12	52	45	1	0	0	13	0	398	33.2	1	11	0
100. Arkansas St.....	12	51	46	1	0	0	15	1	401	33.4	5	7	0

Rank, School	G	TD	Kxp	Oxp	DKx	Dox	FG	Sf	Pts	Pts/Gm	W	L	T
101. Texas Tech	13	57	54	2	0	0	14	0	442	34.0	8	5	0
102. La.-Lafayette	12	53	50	1	0	0	13	3	415	34.6	4	8	0
103. San Jose St.	11	51	46	0	0	0	10	2	386	35.1	3	8	0
104. Tulane	12	54	47	4	0	0	15	0	424	35.3	5	7	0
105. Central Mich.	12	53	50	0	0	0	20	0	428	35.7	3	9	0
105. East Caro.	12	55	50	2	0	0	14	1	428	35.7	1	11	0
107. Arizona	12	56	55	0	0	0	12	1	429	35.8	2	10	0
108. Houston	13	62	57	2	0	0	11	1	468	36.0	7	6	0
109. Iowa St.	12	57	50	0	0	0	15	0	437	36.4	2	10	0
110. Army	13	60	53	3	0	0	19	0	476	36.6	0	13	0
111. Buffalo	12	59	53	0	0	0	12	1	445	37.1	1	11	0
112. Baylor	12	62	59	0	0	0	8	0	455	37.9	3	9	0
113. North Carolina	12	57	48	3	0	0	21	0	459	38.3	2	10	0
114. UTEP	13	63	59	1	0	0	19	1	498	38.3	2	11	0
115. Texas A&M	12	64	52	3	0	0	7	1	465	38.8	4	8	0
116. La.-Monroe	12	64	60	1	0	0	5	3	467	38.9	1	11	0
117. Mississippi St.	12	63	63	0	0	0	10	0	471	39.3	2	10	0

2003 Division I-AA Individual Leaders

Rushing													
Rank, Player	Pos	Cl	G	Car.	Net	TDs	Avg	Yds./Gm					
1. Nick Hartigan, Brown	RB	SO	10	275	1498	15	5.45	149.80					
2. Evan Harney, San Diego	RB	FR	10	285	1475	17	5.18	147.50					
3. Jamaal Branch, Colgate	RB	JR	16	450	2326	29	5.17	145.38					
4. Charles Anthony, Tennessee St.	RB	JR	12	322	1708	13	5.30	142.33					
5. Mike Hilliard, Duquesne	RB	SR	11	306	1544	15	5.05	140.36					
6. Gary Jones, Albany (N.Y.)	RB	SR	11	211	1524	18	7.22	138.55					
7. Nick Chournos, Weber St.	RB	JR	12	297	1649	13	5.55	137.42					
8. Emmett Hunter, Jacksonville	RB	SR	11	304	1467	11	4.83	133.36					
9. Jermaine Austin, Ga. Southern	RB	SO	11	224	1461	6	6.52	132.82					
10. Clifton Dawson, Harvard	RB	FR	9	215	1187	12	5.52	131.89					
11. Sam Mathews, Pennsylvania	RB	SO	10	276	1266	10	4.59	126.60					
12. Johnathan Taylor, Drake	RB	SR	12	318	1486	14	4.67	123.83					
13. Kirwin Watson, Fordham	RB	SR	12	311	1477	20	4.75	123.08					
14. Sha-Ron Edwards, Illinois St.	RB	SR	12	247	1409	14	5.70	117.42					
15. Marcus Williams, Maine	RB	JR	11	248	1284	12	5.18	116.73					
16. Antoine Rutherford, Howard	RB	FR	9	217	1050	8	4.84	116.67					
17. Lerron Moore, Western Ky.	RB	SO	13	273	1490	13	5.46	114.62					
18. Vick King, McNeese St.	RB	SR	11	210	1240	11	5.90	112.73					
19. Verondre Barnes, Liberty	RB	JR	12	229	1347	7	5.88	112.25					
20. Cody Pratt, Southwest Mo. St.	RB	JR	11	251	1223	11	4.87	111.18					
21. Kory Chapman, Jacksonville St.	RB	SR	12	212	1285	9	6.06	107.08					
22. Sam Dorsett, Robert Morris	RB	SR	10	228	1064	6	4.67	106.40					
23. Clinton Graham, Stony Brook	RB	JR	10	167	1055	12	6.32	105.50					
24. Travis Glasford, Western Ill.	RB	SO	13	296	1368	20	4.62	105.23					
25. Joe McCourt, Lafayette	RB	JR	11	245	1157	15	4.72	105.18					
26. Terrance Freaney, Northern Iowa	RB	SO	12	304	1261	16	4.15	105.08					
27. Alonzo Coleman, Hampton	RB	FR	11	240	1147	18	4.78	104.27					
28. Sean Mizzer, VMI	RB	SO	12	207	1244	8	6.01	103.67					
29. Germaine Bennett, Delaware	RB	SR	16	323	1625	21	5.03	101.56					
30. Roger Robinson, Northern Ariz.	RB	JR	11	276	1108	7	4.01	100.73					
31. Gaven Varner, East Tenn. St.	RB	SR	12	270	1199	7	4.44	99.92					
32. Sean Mayers, St. Peter's	RB	SO	10	196	986	7	5.03	98.60					
33. Cory Harge, Central Conn. St.	RB	FR	11	191	1082	8	5.66	98.36					
34. John Leverett, Davidson	RB	JR	11	239	1066	12	4.46	96.91					
35. Aundres Perkins, Coastal Caro.	RB	FR	9	148	863	14	5.83	95.89					
36. Cliff Sachini, Dayton	RB	SR	11	208	1042	10	5.01	94.73					
36. Hindley Brigham, Furman	RB	SR	11	178	1042	5	5.85	94.73					
38. Muhammad Abdulqaadir, Southern Ill.	RB	SR	11	183	1041	11	5.69	94.64					
39. Keldrick Williams, Alabama St.	RB	SO	13	200	1210	9	6.05	93.08					
40. Jason Ham, Rhode Island	RB	JR	12	231	1106	4	4.79	92.17					
41. Jake Shields, Indiana St.	RB	JR	9	157	825	4	5.25	91.67					
42. Jeremiah Bonds, Alabama A&M	RB	SR	12	203	1097	15	5.40	91.42					
43. Steve Baylark, Massachusetts	RB	SO	13	268	1177	10	4.39	90.54					
44. Ayo Oluwole, Columbia	DB	SR	10	215	903	5	4.20	90.30					
45. Tim Gale, Northeastern	RB	SR	12	184	1061	11	5.77	88.42					
46. Justin Green, Montana	RB	JR	13	252	1146	14	4.55	88.15					
47. Jason Ballard, Tennessee Tech	RB	SR	11	198	955	11	4.82	86.82					
48. Derrick Johnese, Northwestern St.	RB	JR	11	161	931	11	5.78	84.64					
49. Blamah Sarnor, Bucknell	RB	SO	11	206	928	7	4.50	84.36					
50. Rashaud Palmer, Elon	RB	SR	11	238	920	6	3.87	83.64					
51. Jason Bonadies, Sacred Heart	RB	SR	11	243	916	13	3.77	83.27					
52. Allen Suber, Bethune-Cookman	QB	SR	12	179	987	14	5.51	82.25					
53. Alvin Banks, James Madison	RB	FR	11	202	895	8	4.43	81.36					
54. Tom Koutsos, Southern Ill.	RB	SR	12	187	968	14	5.18	80.67					
55. Robert Carr, Yale	RB	JR	10	170	800	10	4.71	80.00					

Rank, Player	Pos	Cl	G	Car.	Net	TDs	Avg	Yds./Gm
56. Alan Atwater, Appalachian St.	RB	FR	11	174	873	4	5.02	79.36
57. Nehemiah Broughton, Citadel	RB	JR	10	164	776	8	4.73	77.60
58. Terry Ennis, Eastern Ky.	RB	SR	12	176	925	6	5.26	77.08
59. Kenneth Peoples, Southern U.	RB	JR	13	219	1000	6	4.57	76.92
60. Chris Foster, Gardner-Webb	RB	SR	12	174	923	5	5.30	76.92
61. Ryan Fuqua, Portland St.	RB	JR	11	207	840	7	4.06	76.36
62. Ken Triboletti, La Salle	RB	JR	10	126	763	7	6.06	76.30
63. Bruce Molock, Montana St.	RB	SR	13	200	988	11	4.94	76.00
64. Coty Martin, South Carolina St.	RB	JR	12	149	893	10	5.99	74.42
65. Isaac Mitchell, Idaho St.	RB	SR	12	216	883	9	4.09	73.58
66. Daris Wilson, Bucknell	QB	JR	10	173	720	5	4.16	72.00
67. Marcus Slayton, Georgetown	RB	SO	10	152	701	2	4.61	70.10
68. Geno Randle, Cal Poly	RB	JR	11	121	770	4	6.36	70.00
69. Jermaine Pugh, Lehigh	RB	SR	11	186	768	1	4.13	69.82
70. Reggie Witherspoon, Eastern Wash.	RB	JR	11	185	766	9	4.14	69.64
71. Jayson Davis, Rhode Island	QB	SO	12	180	832	9	4.62	69.33
72. R.J. Harvey, New Hampshire	RB	JR	12	164	804	14	4.90	67.00
73. Richard Carter, Northern Iowa	RB	JR	13	152	859	4	5.65	66.08
74. Quea Williams, Austin Peay	RB	SO	11	141	724	5	5.13	65.82
75. Jason Godfrey, Sam Houston St.	RB	SO	11	130	723	4	5.56	65.73
76. Chris Davis, Wagner	RB	SR	10	123	656	5	5.33	65.60
77. Terrell Harris, Texas St.	RB	JR	12	139	780	6	5.61	65.00
78. Luther Green, Rhode Island	RB	SR	12	73	775	6	10.62	64.58
79. Jon Veach, Princeton	TB	JR	10	141	642	6	4.55	64.20
80. Shelton Sampson, Northwestern St.	RB	JR	11	132	701	7	5.31	63.73
81. Maurice Fenner, James Madison	RB	FR	10	131	633	9	4.83	63.30
82. Eugene Goodman, Liberty	RB	JR	12	138	759	14	5.50	63.25
83. James Samuel, Weber St.	RB	JR	11	155	691	6	4.46	62.82
84. Martin Gibson, Villanova	RB	SO	11	112	689	5	6.15	62.64
85. Sal Jeraci, Siena	RB	SO	11	158	687	4	4.35	62.45
86. Michael Hall, St. Francis (Pa.)	RB	SR	10	148	623	4	4.21	62.30
87. Mikal Lundy, Towson	RB	JR	12	175	747	8	4.27	62.25
88. Nat Modica, Iona	RB	FR	11	162	682	6	4.21	62.00
89. Peter Harris, Northeastern	RB	SR	11	112	675	8	6.03	61.36
90. Adam Gorman, Florida Int'l	RB	SO	12	133	736	8	5.53	61.33
91. Ben Dougherty, Florida A&M	QB	JR	11	155	674	8	4.35	61.27
92. C.J. Hudson, Eastern Ky.	RB	JR	10	132	606	6	4.59	60.60
93. Timothy Boutte, Texas Southern	RB	SR	11	154	665	7	4.32	60.45
94. Rashard Pompey, Florida A&M	RB	SO	12	163	721	6	4.42	60.08
95. Rodney Johnson, Bethune-Cookman	RB	JR	12	133	715	6	5.38	59.58
96. Terrell Johnson, Norfolk St.	RB	SO	11	145	655	4	4.52	59.55
97. Geno Mattioda, Dayton	RB	SR	11	118	649	11	5.50	59.00
98. Josh Cayson, Youngstown St.	OL	SO	12	135	707	4	5.24	58.92
99. Ray Perkins, Southeastern La.	RB	JR	12	155	706	6	4.55	58.83
100. Kevious Johnson, Wofford	RB	FR	14	137	823	9	6.01	58.79

Passing Efficiency

Minimum 75 Pct. of Team's Games Played, 15 Attempts Per Game

Rank, Player	Pos	Cl	G	Att	Comp	CPct	Int	IPct	Yds	Yds/Att	TD	TDpct	Rating
1. Eric Rasmussen, San Diego	QB	SR	10	318	195	61.32	3	.94	2982	9.38	35	11.01	174.5
2. Quincy Richard, Southern U.	QB	SR	13	389	256	65.81	15	3.86	3427	8.81	33	8.48	160.1
3. David Macchi, Valparaiso	QB	SR	12	412	238	57.77	10	2.43	3763	9.13	38	9.22	160.1
4. Jared Allen, Fla. Atlantic	QB	JR	14	346	218	63.01	9	2.60	3003	8.68	24	6.94	153.6
5. Scott Pendarvis, McNeese St.	QB	JR	12	244	142	58.20	6	2.46	2186	8.96	18	7.38	152.9
6. Erik Meyer, Eastern Wash.	QB	SO	11	281	176	62.63	3	1.07	2301	8.19	20	7.12	152.8
7. Lang Campbell, William & Mary	QB	JR	10	285	182	63.86	7	2.46	2296	8.06	22	7.72	152.1
8. Kyle Keating, Lehigh	QB	JR	11	179	109	60.89	5	2.79	1419	7.93	16	8.94	151.4
9. Mike Mitchell, Pennsylvania	QB	SR	9	319	200	62.70	7	2.19	2470	7.74	26	8.15	150.2
10. Chris Peterson, Cal Poly	QB	SR	10	222	135	60.81	3	1.35	1798	8.10	15	6.76	148.4
11. Jason Murrietta, Northern Ariz.	QB	FR	13	412	243	58.98	12	2.91	3472	8.43	29	7.04	147.2
12. Niel Loebig, Duquesne	QB	JR	11	351	207	58.97	17	4.84	3086	8.79	25	7.12	146.6
13. Brandon Staley, Dayton	QB	JR	11	169	100	59.17	8	4.73	1617	9.57	8	4.73	145.7
14. Richie William, Appalachian St.	QB	SO	11	204	120	58.82	5	2.45	1621	7.95	14	6.86	143.3
15. Joel Sambursky, Southern Ill.	QB	SO	12	202	115	56.93	6	2.97	1667	8.25	14	6.93	143.2
16. Andy Hall, Delaware	QB	SR	16	378	234	61.90	7	1.85	2764	7.31	25	6.61	141.4
17. Alvin Cowan, Yale	QB	SR	10	381	227	59.58	7	1.84	2994	7.86	22	5.77	141.0
18. Zeke Dixon, Stephen F. Austin	QB	SO	9	146	83	56.85	3	2.05	1257	8.61	7	4.79	140.9
19. A.J. Porter, Southwest Mo. St.	QB	SO	10	168	88	52.38	5	2.98	1373	8.17	13	7.74	140.6
20. Russ Michna, Western Ill.	QB	SR	13	371	211	56.87	14	3.77	3160	8.52	21	5.66	139.6
21. Shawn Brady, Northeastern	QB	JR	12	243	133	54.73	8	3.29	1972	8.12	17	7.00	139.4
22. Connor Jostes, Drake	QB	SO	10	331	188	56.80	10	3.02	2646	7.99	21	6.34	138.8
23. Tom Petrie, Northern Iowa	QB	JR	13	293	163	55.63	7	2.39	2357	8.04	18	6.14	138.7
24. Mark Heherrington, Idaho St.	QB	JR	11	338	198	58.58	10	2.96	2526	7.47	23	6.80	137.9

Rank	Player	Pos	Cl	G	Att	Comp	CPct	Int	IPct	Yds	Yds/Att	TD	TDpct	Rating
25.	Bryson Rosser, Tennessee St.	QB	JR	10	194	97	50.00	6	3.09	1458	7.52	18	9.28	137.6
26.	Donald Carrie, Alcorn St.	QB	JR	12	340	182	53.53	18	5.29	2851	8.39	24	7.06	136.7
27.	David Caudill, Morehead St.	QB	SR	11	338	187	55.33	11	3.25	2660	7.87	22	6.51	136.4
28.	Kevin Eakin, Fordham	QB	SR	12	407	247	60.69	13	3.19	3054	7.50	23	5.65	136.0
29.	Bo Moore, Furman	QB	JR	9	178	114	64.04	7	3.93	1412	7.93	7	3.93	135.8
30.	Matt Guice, Eastern Ky.	QB	JR	12	283	159	56.18	10	3.53	2266	8.01	16	5.65	135.0
31.	Justin Haddix, Western Ky.	QB	FR	13	223	113	50.67	7	3.14	1875	8.41	13	5.83	134.3
32.	Joe Casamento, Villanova	QB	JR	10	299	204	68.23	10	3.34	2038	6.82	14	4.68	134.2
33.	Ron Whitcomb, Maine	QB	FR	11	329	186	56.53	10	3.04	2428	7.38	21	6.38	133.5
34.	Mike Granieri, New Hampshire	QB	JR	12	387	236	60.98	8	2.07	2599	6.72	22	5.68	132.0
35.	Bruce Eugene, Grambling	QB	JR	12	528	285	53.98	13	2.46	3808	7.21	34	6.44	130.9
36.	Ramon Nelson, Samford	QB	JR	11	408	242	59.31	9	2.21	2759	6.76	23	5.64	130.3
37.	Matt LeZotte, James Madison	QB	JR	12	239	143	59.83	11	4.60	1753	7.33	13	5.44	130.2
38.	Damion White, Davidson	QB	JR	9	157	78	49.68	10	6.37	1266	8.06	12	7.64	129.9
39.	Johnathan Wilson, VMI	QB	FR	12	296	168	56.76	8	2.70	2260	7.64	12	4.05	128.9
40.	Drew Geyer, Robert Morris	QB	SO	9	193	101	52.33	6	3.11	1451	7.52	11	5.70	128.1
41.	Chris Brown, Colgate	QB	JR	16	395	223	56.46	15	3.80	2832	7.17	22	5.57	127.5
42.	Ben Dougherty, Florida A&M	QB	JR	11	368	234	63.59	9	2.45	2502	6.80	13	3.53	127.5
43.	Nick Roberts, Gardner-Webb	QB	SO	12	338	203	60.06	12	3.55	2201	6.51	20	5.92	127.2
44.	Marko Glavic, Lafayette	QB	SR	11	390	229	58.72	16	4.10	2725	6.99	21	5.38	127.0
45.	Jeff Krohn, Massachusetts	QB	SR	13	422	223	52.84	15	3.55	2961	7.02	28	6.64	126.6
46.	Matt Verbit, Princeton	QB	JR	10	327	174	53.21	7	2.14	2499	7.64	13	3.98	126.2
47.	Allen Suber, Bethune-Cookman	QB	SR	12	182	89	48.90	8	4.40	1380	7.58	12	6.59	125.6
48.	Andrew Crawford, Georgetown	QB	JR	12	267	143	53.56	13	4.87	1967	7.37	16	5.99	125.5
49.	John O'Neill, Holy Cross	QB	SO	12	373	215	57.64	10	2.68	2539	6.81	18	4.83	125.4
50.	Mike Sturgill, Jacksonville	QB	SO	11	297	149	50.17	8	2.69	2060	6.94	20	6.73	125.3
51.	Joe Wiser, Portland St.	QB	JR	11	335	189	56.42	17	5.07	2497	7.45	16	4.78	124.6
52.	Charlie Rittgers, Dartmouth	QB	SO	10	312	177	56.73	9	2.88	2138	6.85	15	4.81	124.4
53.	Tarvaris Jackson, Alabama St.	QB	SO	13	314	160	50.96	13	4.14	2342	7.46	18	5.73	124.2
54.	Jeff Otis, Columbia	QB	JR	10	372	217	58.33	13	3.49	2552	6.86	17	4.57	124.1
55.	Jack Tomco, Southeast Mo. St.	QB	SR	10	249	144	57.83	8	3.21	1814	7.29	8	3.21	123.2
56.	Kyle Slager, Brown	QB	SR	10	359	219	61.00	13	3.62	2399	6.68	13	3.62	121.8
57.	Brian Boland, Monmouth	QB	FR	12	218	122	55.96	10	4.59	1482	6.80	11	5.05	120.5
58.	Martin Hankins, Southeastern La.	QB	FR	12	592	353	59.63	19	3.21	3537	5.97	30	5.07	120.1
59.	Timothy Frazier, Hampton	QB	SR	9	204	97	47.55	11	5.39	1586	7.77	11	5.39	119.9
60.	T.J. Moriarty, Stony Brook	QB	JR	10	290	169	58.28	10	3.45	1929	6.65	11	3.79	119.8
61.	Johnny Keith, Alabama A&M	QB	SO	12	208	103	49.52	7	3.37	1543	7.42	9	4.33	119.4
62.	Vinnie Miroth, Chattanooga	QB	JR	12	301	190	63.12	17	5.65	2011	6.68	10	3.32	118.9
63.	Billy Brieden, Iona	QB	SR	11	307	143	46.58	16	5.21	2362	7.69	15	4.89	116.9
64.	Scott Dolch, Central Conn. St.	QB	JR	11	276	133	48.19	10	3.62	1903	6.89	15	5.43	116.8
65.	Brian Gaither, Western Caro.	QB	SR	12	418	246	58.85	17	4.07	2717	6.50	14	3.35	116.4
66.	Travis Tobaben, Sam Houston St.	QB	JR	11	210	121	57.62	10	4.76	1350	6.43	9	4.29	116.2
67.	Travis Lulay, Montana St.	QB	SO	13	406	238	58.62	11	2.71	2568	6.33	12	2.96	116.1
68.	Ed Marynowitz, La Salle	QB	SO	11	349	187	53.58	20	5.73	2557	7.33	13	3.72	116.0
69.	Bryson Spinner, Richmond	QB	SR	9	250	135	54.00	11	4.40	1712	6.85	10	4.00	115.9
70.	Barrick Nealy, Texas St.	QB	SO	12	473	240	50.74	17	3.59	3129	6.62	21	4.44	113.8
71.	Anthony Melzi, Towson	QB	SO	10	221	109	49.32	11	4.98	1589	7.19	9	4.07	113.2
72.	Davon Vinson, Northwestern St.	QB	SO	12	241	122	50.62	4	1.66	1542	6.40	8	3.32	112.0
73.	Dontrell Leonard, Norfolk St.	QB	JR	11	224	110	49.11	4	1.79	1497	6.68	7	3.13	112.0
74.	Andrew Harris, Eastern Ill.	QB	SO	11	264	160	60.61	7	2.65	1456	5.52	8	3.03	111.6
75.	Josh Padrick, Florida Int'l	QB	SO	11	367	183	49.86	12	3.27	2493	6.79	12	3.27	111.2
76.	Leon McCampbell, South Carolina St.	QB	SR	12	301	159	52.82	16	5.32	1847	6.14	15	4.98	110.2
77.	Robert Kent, Jackson St.	QB	SR	12	361	184	50.97	14	3.88	2273	6.30	15	4.16	109.8
78.	Willie Simmons, Citadel	QB	SR	12	299	152	50.84	12	4.01	1862	6.23	13	4.35	109.5
79.	Aaron Marshall, Youngstown St.	QB	SO	12	224	111	49.55	8	3.57	1316	5.88	12	5.36	109.4
80.	Riley Walker, Tennessee St.	QB	JR	10	168	80	47.62	10	5.95	1235	7.35	6	3.57	109.3
81.	Collin Drafts, Charleston So.	QB	FR	12	329	181	55.02	13	3.95	1977	6.01	11	3.34	108.6
82.	Mike Souza, Illinois St.	QB	SR	12	334	172	51.50	14	4.19	2101	6.29	12	3.59	107.8
83.	Jake Schiff, Indiana St.	QB	FR	9	202	111	54.95	10	4.95	1290	6.39	5	2.48	106.9
84.	David Bateman, Wagner	QB	JR	11	334	168	50.30	10	2.99	1925	5.76	14	4.19	106.6
85.	Andrew English, Hofstra	QB	JR	10	227	125	55.07	12	5.29	1438	6.33	6	2.64	106.4
86.	Blake Mori, Sacramento St.	QB	SO	10	199	105	52.76	11	5.53	1233	6.20	7	3.52	105.4
87.	Carl Meadows, East Tenn. St.	QB	SO	10	208	98	47.12	4	1.92	1142	5.49	10	4.81	105.3
88.	Bob Farmer, Butler	QB	SO	10	164	89	54.27	10	6.10	1072	6.54	4	2.44	105.0
89.	James Luft, Marist	QB	JR	10	236	120	50.85	11	4.66	1527	6.47	6	2.54	104.3
90.	D.J. Busch, Cornell	QB	SR	8	227	118	51.98	8	3.52	1320	5.81	7	3.08	104.0

Rank, Player	Pos	Cl	G	Att	Comp	CPct	Int	IPct	Yds	Yds/Att	TD	TDpct	Rating
91. Anthony Doria, St. Francis (Pa.)	QB	FR	10	286	150	52.45	16	5.59	1663	5.81	12	4.20	103.9
92. Stephen Hatchell, Murray St.	QB	JR	12	249	131	52.61	9	3.61	1441	5.79	7	2.81	103.3
93. Jesse Kellogg, Austin Peay	QB	SO	11	309	157	50.81	13	4.21	1809	5.85	8	2.59	100.1
94. Ryan Zimmerman, Southern Utah	QB	FR	10	230	118	51.30	9	3.91	1248	5.43	7	3.04	99.1
95. Keon Frazier, Delaware St.	QB	SR	10	242	118	48.76	9	3.72	1314	5.43	8	3.31	97.8
96. John Pierce, Ark.-Pine Bluff	QB	JR	11	236	98	41.53	11	4.66	1359	5.76	12	5.08	97.4
97. Casey Rehrer, Southern Utah	QB	JR	9	222	105	47.30	8	3.60	1147	5.17	9	4.05	96.9
98. Marcus Moreno, Howard	QB	JR	10	180	93	51.67	11	6.11	972	5.40	5	2.78	94.0
99. Clyde Tullis, Savannah St.	QB	SO	12	239	109	45.61	16	6.69	1429	5.98	8	3.35	93.5
100. Wade Pate, Sam Houston St.	QB	FR	10	157	75	47.77	10	6.37	910	5.80	4	2.55	92.1

Total Offense

Rank, Player	Pos	Cl	Gm	Rush	Gn	Loss	Net	Patt	Pyds	Pl	Total Yds/ yds	Yds/ pl	Yds/ gm
1. Bruce Eugene, Grambling	QB	JR	12	94	520	108	412	528	3808	622	4220	6.78	351.7
2. Alvin Cowan, Yale	QB	SR	10	136	597	146	451	381	2994	517	3445	6.66	344.5
3. David Macchi, Valparaiso	QB	SR	12	113	515	199	316	412	3763	525	4079	7.77	339.9
4. Eric Rasmussen, San Diego	QB	SR	10	38	161	132	29	318	2982	356	3011	8.46	301.1
5. Ben Dougherty, Florida A&M	QB	JR	11	155	874	200	674	368	2502	523	3176	6.07	288.7
6. Ramon Nelson, Samford	QB	JR	11	115	491	110	381	408	2759	523	3140	6.00	285.5
7. David Caudill, Morehead St.	QB	SR	11	125	569	115	454	338	2660	463	3114	6.73	283.1
8. Martin Hankins, Southeastern La.	QB	FR	12	40	27	174	-147	592	3537	632	3390	5.36	282.5
8. Barrick Nealy, Texas St.	QB	SO	12	133	532	271	261	473	3129	606	3390	5.59	282.5
10. Quincy Richard, Southern U.	QB	SR	13	64	324	103	221	389	3427	453	3648	8.05	280.6
11. Connor Jostes, Drake	QB	SO	10	71	319	170	149	331	2646	402	2795	6.95	279.5
12. Niel Loebig, Duquesne	QB	JR	11	34	49	138	-89	351	3086	385	2997	7.78	272.5
13. Matt Verbit, Princeton	QB	JR	10	95	381	181	200	327	2499	422	2699	6.40	269.9
14. Jeff Otis, Columbia	QB	JR	10	65	249	125	124	372	2552	437	2676	6.12	267.6
15. Mike Granieri, New Hampshire	QB	JR	12	145	786	184	602	387	2599	532	3201	6.02	266.8
16. Mike Mitchell, Pennsylvania	QB	SR	9	25	14	85	-71	319	2470	344	2399	6.97	266.6
17. Jason Murrietta, Northern Ariz.	QB	FR	13	85	233	245	-12	412	3472	497	3460	6.96	266.2
18. Lang Campbell, William & Mary	QB	JR	10	77	413	113	300	285	2296	362	2596	7.17	259.6
19. Marko Glavic, Lafayette	QB	SR	11	73	241	147	94	390	2725	463	2819	6.09	256.3
20. Russ Michna, Western Ill.	QB	SR	13	70	316	149	167	371	3160	441	3327	7.54	255.9
21. Kevin Eakin, Fordham	QB	SR	12	54	100	143	-43	407	3054	461	3011	6.53	250.9
22. Donald Carrie, Alcorn St.	QB	JR	12	59	258	149	109	340	2851	399	2960	7.42	246.7
23. Kyle Slager, Brown	QB	SR	10	48	85	182	-97	359	2399	407	2302	5.66	230.2
24. Brian Gaither, Western Caro.	QB	SR	12	51	160	116	44	418	2717	469	2761	5.89	230.1
25. Erik Meyer, Eastern Wash.	QB	SO	11	81	376	176	200	281	2301	362	2501	6.91	227.4
26. Bryson Spinner, Richmond	QB	SR	9	75	405	73	332	250	1712	325	2044	6.29	227.1
27. Ron Whitcomb, Maine	QB	FR	11	97	304	259	45	329	2428	426	2473	5.81	224.8
28. T.J. Moriarty, Stony Brook	QB	JR	10	120	473	173	300	290	1929	410	2229	5.44	222.9
29. John O'Neill, Holy Cross	QB	SO	12	54	243	108	135	373	2539	427	2674	6.26	222.8
30. Josh Padrick, Florida Int'l.	QB	SO	11	48	126	193	-67	367	2493	415	2426	5.85	220.5
30. Ed Marynowitz, La Salle	QB	SO	11	86	235	366	-131	349	2557	435	2426	5.58	220.5
32. Jeff Krohn, Massachusetts	QB	SR	13	44	61	162	-101	422	2961	466	2860	6.14	220.0
33. Travis Lulay, Montana St.	QB	SO	13	114	476	195	281	406	2568	520	2849	5.48	219.2
34. Mark Hetherington, Idaho St.	QB	JR	11	34	35	170	-135	338	2526	372	2391	6.43	217.4
35. Andy Hall, Delaware	QB	SR	16	163	873	163	710	378	2764	541	3474	6.42	217.1
36. Joe Wiser, Portland St.	QB	JR	11	60	139	255	-116	335	2497	395	2381	6.03	216.5
37. Nick Roberts, Gardner-Webb	QB	SO	12	137	583	199	384	338	2201	475	2585	5.44	215.4
38. Charlie Rittgers, Dartmouth	QB	SO	10	37	97	82	15	312	2138	349	2153	6.17	215.3
39. Billy Brieden, Iona	QB	SR	11	64	193	187	6	307	2362	371	2368	6.38	215.3
40. Tarvaris Jackson, Alabama St.	QB	SO	13	91	580	151	429	314	2342	405	2771	6.84	213.2
41. Joe Casamento, Villanova	QB	JR	10	80	244	173	71	299	2038	379	2109	5.56	210.9
42. Mike Souza, Illinois St.	QB	SR	12	99	493	82	411	334	2101	433	2512	5.80	209.3
43. Mike Sturgill, Jacksonville	QB	SO	11	75	356	114	242	297	2060	372	2302	6.19	209.3
44. Chris Brown, Colgate	QB	JR	16	154	687	234	453	395	2832	549	3285	5.98	205.3
45. Robert Kent, Jackson St.	QB	SR	12	98	367	206	161	361	2273	459	2434	5.30	202.8
46. Jared Allen, Fla. Atlantic	QB	JR	14	83	150	326	-176	346	3003	429	2827	6.59	201.9
47. Tom Petrie, Northern Iowa	QB	JR	13	100	391	153	238	293	2357	393	2595	6.60	199.6
48. Allen Suber, Bethune-Cookman	QB	SR	12	179	125	268	987	182	1380	361	2367	6.56	197.3
49. Matt Guice, Eastern Ky.	QB	JR	12	93	319	222	97	283	2266	376	2363	6.28	196.9
50. Chris Peterson, Cal Poly	QB	SR	10	128	304	189	115	222	1798	350	1913	5.47	191.3
51. Johnathan Wilson, VMI	QB	FR	12	71	201	185	16	296	2260	367	2276	6.20	189.7
52. Bo Moore, Furman	QB	JR	9	87	402	111	291	178	1412	265	1703	6.43	189.2
53. Timothy Frazier, Hampton	QB	SR	9	44	148	86	62	204	1586	248	1648	6.65	183.1
54. Andre Harris, St. Peter's	QB	SR	10	130	596	215	381	291	1415	421	1796	4.27	179.6

Rank, Player	Pos	Cl	Gm	Rush	Gn	Loss	Net	Patt	Pyds	Pl	Total Yds/ yds	Yds/ pl	Yds/ gm
55. Jack Tomco, Southeast Mo. St.	QB	SR	10	26	76	99	-23	249	1814	275	1791	6.51	179.1
56. Brandon Staley, Dayton	QB	JR	11	111	521	177	344	169	1617	280	1961	7.00	178.3
57. Leon McCampbell, South Carolina St.	QB	SR	12	109	432	189	243	301	1847	410	2090	5.10	174.2
58. Willie Simmons, Citadel	QB	SR	12	73	338	120	218	299	1862	372	2080	5.59	173.3
59. Scott Pendarvis, McNeese St.	QB	JR	12	41	38	149	-111	244	2186	285	2075	7.28	172.9
60. Shawn Brady, Northeastern	QB	JR	12	53	196	131	65	243	1972	296	2037	6.88	169.8
61. Joel Sambursky, Southern Ill.	QB	SO	12	97	469	106	363	202	1667	299	2030	6.79	169.2
62. Justin Haddix, Western Ky.	QB	FR	13	106	436	143	293	223	1875	329	2168	6.59	166.8
63. Richie William, Appalachian St.	QB	SO	11	124	510	299	211	204	1621	328	1832	5.59	166.5
64. Casey Rehrer, Southern Utah	QB	JR	9	93	427	91	336	222	1147	315	1483	4.71	164.8
65. David Bateman, Wagner	QB	JR	11	68	153	272	-119	334	1925	402	1806	4.49	164.2
66. Collin Drafts, Charleston So.	QB	FR	12	163	427	435	-8	329	1977	492	1969	4.00	164.1
67. Jesse Kellogg, Austin Peay	QB	SO	11	29	62	69	-7	309	1809	338	1802	5.33	163.8
68. Scott Dolch, Central Conn. St.	QB	JR	11	48	94	208	-114	276	1903	324	1789	5.52	162.6
69. James Luft, Marist	QB	JR	10	72	207	151	56	236	1527	308	1583	5.14	158.3
70. Daris Wilson, Bucknell	QB	JR	10	173	858	138	720	95	848	268	1568	5.85	156.8
71. Anthony Doria, St. Francis (Pa.)	QB	FR	10	69	124	236	-112	286	1663	355	1551	4.37	155.1
72. Vinnie Miroth, Chattanooga	QB	JR	12	48	49	205	-156	301	2011	349	1855	5.32	154.6
73. Damion White, Davidson	QB	JR	9	47	222	101	121	157	1266	204	1387	6.80	154.1
74. Andrew Harris, Eastern Ill.	QB	SO	11	92	408	170	238	264	1456	356	1694	4.76	154.0
75. Andrew Crawford, Georgetown	QB	JR	12	63	110	258	-148	267	1967	330	1819	5.51	151.6
76. D.J. Busch, Cornell	QB	SR	8	43	57	169	-112	227	1320	270	1208	4.47	151.0
77. Davon Vinson, Northwestern St.	QB	SO	12	96	396	133	263	241	1542	337	1805	5.36	150.4
78. Nick Hartigan, Brown	RB	SO	10	275	153	35	1498	0	0	275	1498	5.45	149.8
79. Michael Williams, Stephen F. Austin	QB	JR	10	86	485	107	378	113	1106	199	1484	7.46	148.4
80. Jake Schiff, Indiana St.	QB	FR	9	62	198	155	43	202	1290	264	1333	5.05	148.1
81. Evan Harney, San Diego	RB	FR	10	285	151	41	1475	0	0	285	1475	5.18	147.5
82. Jamaal Branch, Colgate	RB	JR	16	450	242	100	2326	0	0	450	2326	5.17	145.4
83. Keon Frazier, Delaware St.	QB	SR	10	92	295	165	130	242	1314	334	1444	4.32	144.4
84. Charles Anthony, Tennessee St.	RB	JR	12	322	191	206	1708	2	0	324	1708	5.27	142.3
85. Bryson Rosser, Tennessee St.	QB	JR	10	23	58	105	-47	194	1458	217	1411	6.50	141.1
86. Zeke Dixon, Stephen F. Austin	QB	SO	9	22	69	57	12	146	1257	168	1269	7.55	141.0
87. Lejominick Washington, Morgan St.	QB	SR	11	134	753	130	623	160	921	294	1544	5.25	140.4
87. Mike Hilliard, Duquesne	RB	SR	11	306	163	86	1544	0	0	306	1544	5.05	140.4
89. Johnny Keith, Alabama A&M	QB	SO	12	56	200	64	136	208	1543	264	1679	6.36	139.9
90. Anthony Melzi, Towson	QB	SO	10	60	77	275	-198	221	1589	281	1391	4.95	139.1
91. Nick Chournos, Weber St.	RB	JR	12	297	168	37	1649	1	19	298	1668	5.60	139.0
92. Gary Jones, Albany (N.Y.)	RB	SR	11	211	155	31	1524	0	0	211	1524	7.22	138.5
93. Andrew English, Hofstra	QB	JR	10	23	10	104	-94	227	1438	250	1344	5.38	134.4
94. Matt LeZotte, James Madison	QB	JR	12	56	49	195	-146	239	1753	295	1607	5.45	133.9
95. Maurice Mullins, Jacksonville St.	QB	SO	12	107	730	118	612	173	991	280	1603	5.73	133.6
96. Clyde Tullis, Savannah St.	QB	SO	12	107	441	268	173	239	1429	346	1602	4.63	133.5
97. Emmett Hunter, Jacksonville	RB	SR	11	304	153	67	1467	0	0	304	1467	4.83	133.4
98. Jermaine Austin, Ga. Southern	RB	SO	11	224	147	9	1461	0	0	224	1461	6.52	132.8
99. Drew Geyer, Robert Morris	QB	SO	9	64	43	302	-259	193	1451	257	1192	4.64	132.4
100. A.J. Porter, Southwest Mo. St.	QB	SO	10	17	28	82	-54	168	1373	185	1319	7.13	131.9

Receptions Per Game

Rank, Player	Pos	Cl	Gm	Ct	Yds	TD	Rec/ Gm	Yds/ Ct	Yds/ Gm
1. Javarus Dudley, Fordham	WR	SR	12	101	1439	14	8.42	14.25	119.92
2. Efre Hill, Samford	WR	JR	11	92	1387	15	8.36	15.08	126.09
3. Lorenza Hill, Brown	WR	SO	10	76	869	5	7.60	11.43	86.90
4. Alonzo Nix, Chattanooga	WR	JR	12	90	1060	7	7.50	11.78	88.33
4. Ari Confesor, Holy Cross	WR	SR	12	90	1213	9	7.50	13.48	101.08
6. Adam Hannula, San Diego	QB	SO	10	72	1161	13	7.20	16.13	116.10
6. Nate Lawrie, Yale	TE	SR	10	72	810	3	7.20	11.25	81.00
8. Dan Castles, Pennsylvania	WR	JR	10	71	1067	13	7.10	15.03	106.70
9. Jay Barnard, Dartmouth	WR	SR	10	70	861	5	7.00	12.30	86.10
10. Tramon Douglas, Grambling	WR	SR	11	77	917	10	7.00	11.91	83.36
11. Sean Simmions, Wagner	WR	SR	11	74	894	7	6.73	12.08	81.27
12. Aaron Dunklin, Charleston So.	WR	SR	12	79	1025	6	6.58	12.97	85.42
13. Ralph Plumb, Yale	WR	JR	9	59	813	7	6.56	13.78	90.33
14. Steven Taylor, St. Peter's	WR	SR	10	65	791	5	6.50	12.17	79.10
15. A.J. Smith, Southern Utah	WR	JR	10	64	628	2	6.40	9.81	62.80

STATISTICAL LEADERS

Rank, Player	Pos	Cl	Gm	Ct	Yds	TD	Rec/ Gm	Yds/ Ct	Yds/ Gm
16. Adam Bergen, Lehigh	TE	JR	11	70	840	6	6.36	12.00	76.36
17. William Andrews, Gardner-Webb	WR	SR	12	76	975	13	6.33	12.83	81.25
18. Rich Musinski, William & Mary	WR	SR	10	63	888	7	6.30	14.10	88.80
19. Jason Jones, Drake	WR	JR	12	75	1267	14	6.25	16.89	105.58
20. Kevin Knutson, Valparaiso	WR	JR	12	74	1139	6	6.17	15.39	94.92
20. Lamont Seward, Western Caro.	WR	SR	12	74	915	4	6.17	12.36	76.25
22. Johnny Marshall, Northern Ariz.	WR	SR	13	80	1146	7	6.15	14.33	88.15
23. Rod Miller, Florida A&M	WR	JR	12	71	829	6	5.92	11.68	69.08
24. Randy Vulakovich, Duquesne	WR	SR	11	65	698	1	5.91	10.74	63.45
25. Wade Fletcher, Columbia	TE	JR	10	59	874	9	5.90	14.81	87.40
26. Tavarus Morgan, South Carolina St.	WR	FR	12	70	765	7	5.83	10.93	63.75
27. Kyler Randall, Eastern Wash.	WR	SR	11	64	813	3	5.82	12.70	73.91
28. Casey Cramer, Dartmouth	TE	SR	10	58	695	6	5.80	11.98	69.50
29. Luke McArdle, Georgetown	WR	SR	11	63	1118	12	5.73	17.75	101.64
30. Travis Chmelka, Columbia	WR	SR	10	57	667	3	5.70	11.70	66.70
31. Barrett Johnson, Davidson	WR	SR	11	62	980	9	5.64	15.81	89.09
32. Fred Amey, Sacramento St.	WR	JR	10	56	989	5	5.60	17.66	98.90
32. Guy Smith, Marist	WR	SO	10	56	905	4	5.60	16.16	90.50
34. Taurean Stephens, Tenn.-Martin	WR	FR	12	66	665	3	5.50	10.08	55.42
35. Sanders Trent, Tenn.-Martin	WR	JR	10	55	507	4	5.50	9.22	50.70
36. Ray Goodson, Southeast Mo. St.	TE	JR	12	66	623	3	5.50	9.44	51.92
37. Jarrod Fuller, Sam Houston St.	WR	JR	9	48	636	1	5.33	13.25	70.67
38. Anthony Crissinger-Hill, Fla. Atlantic	TE	JR	14	74	1134	9	5.29	15.32	81.00
39. B.J. Sams, McNeese St.	WR	SR	12	63	889	7	5.25	14.11	74.08
39. Dwayne Smith, Illinois St.	WR	SR	12	63	916	6	5.25	14.54	76.33
41. Deandre Green, Murray St.	WR	SR	11	57	847	6	5.18	14.86	77.00
42. Jeremy Grier, Chattanooga	WR	JR	12	62	753	2	5.17	12.15	62.75
43. Pat Curran, Austin Peay	WR	JR	11	56	707	3	5.09	12.63	64.27
44. Josh Taylor, Southeastern La.	WR	SO	12	61	606	1	5.08	9.93	50.50
45. Ricky Bryant, Hofstra	WR	SR	12	60	897	3	5.00	14.95	74.75
45. K.R. Carpenter, Texas St.	WR	SO	12	60	780	7	5.00	13.00	65.00
47. Blair Morrison, Princeton	WR	SR	10	50	734	3	5.00	14.68	73.40
48. Clarence Moore, Northern Ariz.	WR	SR	13	64	1197	12	4.92	18.70	92.08
49. Andre Ralston, Eastern Ky.	WR	SO	12	59	1082	9	4.92	18.34	90.17
50. J.J. Outlaw, Villanova	WR	SO	11	54	704	2	4.91	13.04	64.00
51. John Kellner, Cornell	WR	SR	10	49	582	3	4.90	11.88	58.20
52. Michael Reeder, Western Caro.	WR	JR	12	58	638	3	4.83	11.00	53.17
52. Sale' Key, Idaho St.	WR	JR	12	58	882	8	4.83	15.21	73.50
54. Ryan Waller, Maine	WR	SO	11	53	528	5	4.82	9.96	48.00
54. Dennis Calacione, Iona	WR	SO	11	53	1122	10	4.82	21.17	102.00
56. Luke Graham, Colgate	WR	JR	16	77	1140	8	4.81	14.81	71.25
57. Nick Garton, San Diego	WR	SO	10	48	902	12	4.80	18.79	90.20
57. Londre Blocker, Stony Brook	WR	JR	10	48	716	7	4.80	14.92	71.60
57. Zachary Van Zant, Columbia	WR	SR	10	48	587	3	4.80	12.23	58.70
57. Joe Phillips, Pennsylvania	WR	SR	10	48	640	2	4.80	13.33	64.00
61. C.J. Johnson, Tennessee St.	WR	SR	12	57	1106	11	4.75	19.40	92.17
61. Rob Giancola, Valparaiso	WR	JR	12	57	1496	23	4.75	26.25	124.67
63. Christian Pereira, Maine	WR	JR	11	52	820	10	4.73	15.77	74.55
63. Joe McCourt, Lafayette	RB	JR	11	52	444	2	4.73	8.54	40.36
65. Brian Edwards, Harvard	WR	JR	10	47	864	8	4.70	18.38	86.40
66. Dawanzelle Hopson, Eastern Ill.	WR	SR	12	56	466	3	4.67	8.32	38.83
66. Cory Parks, Northeastern	WR	SO	12	56	947	11	4.67	16.91	78.92
68. Michel Warfield, Duquesne	WR	JR	11	51	1147	14	4.64	22.49	104.27
69. J.B. Gerald, Colgate	WR	SR	16	74	832	7	4.63	11.24	52.00
70. David Boler, Delaware	WR	SO	13	60	716	9	4.62	11.93	55.08
71. Jason Peebler, Massachusetts	WR	JR	11	50	1003	13	4.55	20.06	91.18
71. Moses Harris, Grambling	WR	JR	11	50	713	6	4.55	14.26	64.82
73. Vic Yanz, Cornell	WR	SR	10	45	541	1	4.50	12.02	54.10
74. Darrell Jones, Cal Poly	WR	JR	11	49	598	7	4.45	12.20	54.36
74. Jake Schools, Richmond	WR	JR	11	49	549	4	4.45	11.20	49.91
76. Thomas Bolden, Delaware St.	WR	JR	9	40	586	5	4.44	14.65	65.11
77. Cardan Alexander, Florida A&M	WR	FR	12	53	594	3	4.42	11.21	49.50
78. B.J. Szymanski, Princeton	WR	JR	10	44	823	4	4.40	18.70	82.30
79. David Bailey, New Hampshire	WR	JR	11	48	612	5	4.36	12.75	55.64
79. Boyd Ouden, Richmond	WR	SR	11	48	609	3	4.36	12.69	55.36
79. Phil DiGiacomo, Villanova	RB	JR	11	48	325	5	4.36	6.77	29.55
82. Jason Galloway, Towson	WR	SR	12	52	950	6	4.33	18.27	79.17
83. Scott Turnquist, Montana St.	WR	SR	13	56	695	7	4.31	12.41	53.46
83. Chris Davis, Southern U.	WR	SR	13	56	897	8	4.31	16.02	69.00
85. Joshua Anderson, Stony Brook	WR	FR	10	43	389	1	4.30	9.05	38.90
86. Howard Gilmore, Norfolk St.	WR	SR	11	47	829	5	4.27	17.64	75.36
86. Nick Eller, Eastern Ill.	TE	SR	11	47	439	2	4.27	9.34	39.91
88. Marques Colston, Hofstra	WR	JR	12	51	910	7	4.25	17.84	75.83
89. Maurice Sales, St. Francis (Pa.)	WR	SO	9	38	519	3	4.22	13.66	57.67
90. Luke Palko, St. Francis (Pa.)	WR	FR	10	42	354	3	4.20	8.43	35.40
90. Ron Benigno, Yale	WR	SR	10	42	602	9	4.20	14.33	60.20
90. Jarrett Schreck, Brown	WR	SO	10	42	525	4	4.20	12.50	52.50
93. Allen Evans, Eastern Ky.	WR	JR	11	46	446	2	4.18	9.70	40.55
93. Antoine Harden, Texas St.	WR	SR	11	46	449	0	4.18	9.76	40.82
93. Brett Fowler, Idaho St.	WR	SR	11	46	660	9	4.18	14.35	60.00
96. Hutch Gonzalez, Southeastern La.	WR	SO	12	50	504	1	4.17	10.08	42.00
96. Tim Manning, Jackson St.	WR	SR	12	50	770	8	4.17	15.40	64.17

Rank, Player	Pos	Cl	Gm	Ct	Yds	TD	Rec/ Gm	Yds/ Ct	Yds/ Gm
98. John Weyrauch, Lafayette	WR	SR	10	41	607	4	4.10	14.80	60.70
99. Alan Harrison, James Madison	WR	SR	11	45	576	4	4.09	12.80	52.36
99. Ralph Delsardo, Morehead St.	WR	SR	11	45	846	5	4.09	18.80	76.91
99. Brian Bratton, Furman	WR	JR	11	45	596	4	4.09	13.24	54.18

Receiving Yards Per Game

Rank, Player	Pos	Cl	G	Ct	Yds	TD	Rec/ Gm	Yds/ Ct	Yds/ Gm
1. Efre Hill, Samford	WR	JR	11	92	1387	15	8.36	15.08	126.09
2. Rob Giancola, Valparaiso	WR	JR	12	57	1496	23	4.75	26.25	124.67
3. Javarus Dudley, Fordham	WR	SR	12	101	1439	14	8.42	14.25	119.92
4. Adam Hannula, San Diego	QB	SO	10	72	1161	13	7.20	16.13	116.10
5. Dan Castles, Pennsylvania	WR	JR	10	71	1067	13	7.10	15.03	106.70
6. Jason Jones, Drake	WR	JR	12	75	1267	14	6.25	16.89	105.58
7. Michel Warfield, Duquesne	WR	JR	11	51	1147	14	4.64	22.49	104.27
8. Dennis Calacione, Iona	SO	11	53	1122	10	4.82	21.17	102.00	
9. Luke McArdle, Georgetown	WR	SR	11	63	1118	12	5.73	17.75	101.64
10. Ari Confesor, Holy Cross	WR	SR	12	90	1213	9	7.50	13.48	101.08
11. Fred Amey, Sacramento St.	WR	JR	10	56	989	5	5.60	17.66	98.90
12. Kevin Knutson, Valparaiso	WR	JR	12	74	1139	6	6.17	15.39	94.92
13. C.J. Johnson, Tennessee St.	WR	SR	12	57	1106	11	4.75	19.40	92.17
14. Clarence Moore, Northern Ariz.	WR	SR	13	64	1197	12	4.92	18.70	92.08
15. Jason Peebler, Massachusetts	WR	JR	11	50	1003	13	4.55	20.06	91.18
16. Guy Smith, Marist	WR	SO	10	56	905	4	5.60	16.16	90.50
17. Ralph Plumb, Yale	WR	JR	9	59	813	7	6.56	13.78	90.33
18. Jerome Mathis, Hampton	WR	JR	11	41	993	9	3.73	24.22	90.27
19. Nick Garton, San Diego	WR	SO	10	48	902	12	4.80	18.79	90.20
20. Andre Ralston, Eastern Ky.	WR	SO	12	59	1082	9	4.92	18.34	90.17
21. Barrett Johnson, Davidson	WR	SR	11	62	980	9	5.64	15.81	89.09
22. Rich Musinski, William & Mary	WR	SR	10	63	888	7	6.30	14.10	88.80
23. Alonzo Nix, Chattanooga	WR	JR	12	90	1060	7	7.50	11.78	88.33
24. Johnny Marshall, Northern Ariz.	WR	SR	13	80	1146	7	6.15	14.33	88.15
25. Wade Fletcher, Columbia	TE	JR	10	59	874	9	5.90	14.81	87.40
26. Lorenza Hill, Brown	WR	SO	10	76	869	5	7.60	11.43	86.90
27. Brian Edwards, Harvard	WR	JR	10	47	864	8	4.70	18.38	86.40
28. Jay Barnard, Dartmouth	WR	SR	10	70	861	5	7.00	12.30	86.10
29. Aaron Dunklin, Charleston So.	WR	SR	12	79	1025	6	6.58	12.97	85.42
30. Tramon Douglas, Grambling	WR	SR	11	77	917	10	7.00	11.91	83.36
31. B.J. Szymanski, Princeton	WR	JR	10	44	823	4	4.40	18.70	82.30
32. Sean Simmons, Wagner	WR	SR	11	74	894	7	6.73	12.08	81.27
33. William Andrews, Gardner-Webb	WR	SR	12	76	975	13	6.33	12.83	81.25
34. Nate Lawrie, Yale	TE	SR	10	72	810	3	7.20	11.25	81.00
34. Anthony Crissinger-Hill, Fla. Atlantic	TE	JR	14	74	1134	9	5.29	15.32	81.00
36. Jason Galloway, Towson	WR	SR	12	52	950	6	4.33	18.27	79.17
37. Steven Taylor, St. Peter's	WR	SR	10	65	791	5	6.50	12.17	79.10
38. Cory Parks, Northeastern	WR	SO	12	56	947	11	4.67	16.91	78.92
39. Deandre Green, Murray St.	WR	SR	11	57	847	6	5.18	14.86	77.00
40. John Zabel, La Salle	WR	SO	11	38	846	8	3.45	22.26	76.91
40. Ralph Delsardo, Morehead St.	WR	SR	11	45	846	5	4.09	18.80	76.91
42. Adam Bergen, Lehigh	TE	JR	11	70	840	6	6.36	12.00	76.36
43. Dwayne Smith, Illinois St.	WR	SR	12	63	916	6	5.25	14.54	76.33
44. Lamont Seward, Western Caro.	WR	SR	12	74	915	4	6.17	12.36	76.25
45. Marques Colston, Hofstra	WR	JR	12	51	910	7	4.25	17.84	75.83
46. Howard Gilmore, Norfolk St.	WR	SR	11	47	829	5	4.27	17.64	75.36
47. Ricky Bryant, Hofstra	WR	SR	12	60	897	3	5.00	14.95	74.75
48. Christian Pereira, Maine	WR	JR	11	52	820	10	4.73	15.77	74.55
49. B.J. Sams, McNeese St.	WR	SR	12	63	889	7	5.25	14.11	74.08
50. Kyle Randall, Eastern Wash.	WR	SR	11	64	813	3	5.82	12.70	73.91
51. Sale' Key, Idaho St.	WR	JR	12	58	882	8	4.83	15.21	73.50
52. Blair Morrison, Princeton	WR	SR	10	50	734	3	5.00	14.68	73.40
53. Casey Rooney, Western Ky.	QB	SR	13	52	946	5	4.00	18.19	72.77
54. Londre Blocker, Stony Brook	WR	JR	10	48	716	7	4.80	14.92	71.60
55. Luke Graham, Colgate	WR	JR	16	77	1140	8	4.81	14.81	71.25
56. Britt Brodhead, McNeese St.	WR	SR	10	35	709	6	3.50	20.26	70.90
57. Jarrod Fuller, Sam Houston St.	WR	JR	9	48	636	1	5.33	13.25	70.67
58. Casey Cramer, Dartmouth	TE	SR	10	58	695	6	5.80	11.98	69.50
59. Rod Miller, Florida A&M	WR	JR	12	71	829	6	5.92	11.68	69.08
60. Chris Davis, Southern U.	WR	SR	13	56	897	8	4.31	16.02	69.00
61. Yardon Brantley, Duquesne	WR	SR	11	42	755	5	3.82	17.98	68.64
62. Travis Chmelka, Columbia	WR	SR	10	57	667	3	5.70	11.70	66.70
63. Robert Leonard, Butler	WR	SR	9	35	598	2	3.89	17.09	66.44
64. Alfred Ard, Southern U.	WR	JR	13	50	863	11	3.85	17.26	66.38
65. Miles Austin, Monmouth	WR	SO	12	44	796	12	3.67	18.09	66.33
66. Steven Rush, Southwest Mo. St.	WR	JR	11	35	720	7	3.18	20.57	65.45
67. Thomas Bolden, Delaware St.	WR	JR	9	40	586	5	4.44	14.65	65.11
68. K.R. Carpenter, Texas St.	WR	SO	12	60	780	7	5.00	13.00	65.00
69. Moses Harris, Grambling	WR	JR	11	50	713	6	4.55	14.26	64.82
70. Chance Dennis, Stephen F. Austin	WR	FR	11	29	709	6	2.64	24.45	64.45
71. Pat Curran, Austin Peay	WR	JR	11	56	707	3	5.09	12.63	64.27
72. Tim Manning, Jackson St.	WR	SR	12	50	770	8	4.17	15.40	64.17
73. J.J. Outlaw, Villanova	WR	SO	11	54	704	2	4.91	13.04	64.00

Rank, Player	Pos	Cl	G	Ct	Yds	TD	Rec/ Gm	Yds/ Ct	Yds/ Gm
73. Joe Phillips, Pennsylvania	WR	SR	10	48	640	2	4.80	13.33	64.00
75. Tavarus Morgan, South Carolina St.	WR	FR	12	70	765	7	5.83	10.93	63.75
76. Randy Vulakovich, Duquesne	WR	SR	11	65	698	1	5.91	10.74	63.45
77. James Norris, Western Ill.	WR	JR	10	35	629	1	3.50	17.97	62.90
78. A.J. Smith, Southern Utah	WR	JR	10	64	628	2	6.40	9.81	62.80
79. Jeremy Grier, Chattanooga	WR	JR	12	62	753	2	5.17	12.15	62.75
80. Travis Lewis, Jacksonville	WR	SR	11	29	688	4	2.64	23.72	62.55
81. Chad Lucas, Alabama St.	WR	SR	13	47	813	5	3.62	17.30	62.54
82. Ryan Brown, Portland St.	WR	JR	11	30	685	6	2.73	22.83	62.27
83. Sterling Haywad, Appalachian St.	WR	SR	11	41	681	4	3.73	16.61	61.91
84. Eddie Galles, Northern Iowa	WR	SR	13	42	804	4	3.23	19.14	61.85
85. Harold Leath, Florida Int'l	WR	JR	12	42	741	3	3.50	17.64	61.75
86. John Weyrauch, Lafayette	WR	SR	10	41	607	4	4.10	14.80	60.70
87. Ron Benigno, Yale	WR	SR	10	42	602	9	4.20	14.33	60.20
88. Brett Fowler, Idaho St.	WR	SR	11	46	660	9	4.18	14.35	60.00
89. Corvin Johnson, Alcorn St.	WR	JR	12	48	716	8	4.00	14.92	59.67
90. Eric Weems, Bethune-Cookman	WR	FR	12	44	713	6	3.67	16.20	59.42
91. Reggie Gray, Western Ill.	WR	SO	13	44	764	8	3.38	17.36	58.77
92. Zachary Van Zant, Columbia	WR	SR	10	48	587	3	4.80	12.23	58.70
93. John Kellner, Cornell	WR	SR	10	49	582	3	4.90	11.88	58.20
94. DeVon Fowlkes, Appalachian St.	WR	JR	11	39	639	6	3.55	16.38	58.09
95. Justin DeFour, Weber St.	WR	SR	12	34	695	9	2.83	20.44	57.92
96. Maurice Sales, St. Francis (Pa.)	WR	SO	9	38	519	3	4.22	13.66	57.67
97. Joe Pierce, Eastern Wash.	WR	SR	11	44	632	8	4.00	14.36	57.45
98. Albert Marquardt, Bucknell	WR	SR	12	35	682	4	2.92	19.49	56.83
99. Darryl Johnson, Norfolk St.	WR	SR	11	39	623	2	3.55	15.97	56.64
100. Jonah Russell, Cal Poly	WR	SO	11	29	621	2	2.64	21.41	56.45

Interceptions

Rank, Player	Pos	Cl	G	Int	Yds	TDs	Int/Gm	
1. Brandon Martin, Butler	DB	SR	11	8	76	0	.73	
2. James Niklos, Robert Morris	DB	FR	9	6	53	2	.67	
3. Levy Brown, Florida A&M	DB	SR	11	7	90	0	.64	
4. Corey Lynch, Appalachian St.	DB	FR	10	6	61	0	.60	
4. Steve Costello, Massachusetts	DB	JR	10	6	24	0	.60	
6. Joe Glenn, Bucknell	DB	JR	12	7	126	1	.58	
6. Tyrone Parsons, Alcorn St.	DB	SR	12	7	157	1	.58	
8. Emery Beckles, Idaho St.	DB	SR	9	5	31	0	.56	
9. Nick Collins, Bethune-Cookman	DB	JR	11	6	84	1	.55	
9. O'Keefe Henderson, Mississippi Val.	DB	SO	11	6	61	1	.55	
9. Terrell Hammonds, Ark.-Pine Bluff	DB	JR	11	6	74	0	.55	
9. Tyrone Walker, Ark.-Pine Bluff	DB	JR	11	6	169	2	.55	
13. Dimitri Patterson, Southeast Mo. St.	DB	JR	12	6	33	0	.50	
13. Reggie Johnson, Alabama A&M	DB	SR	12	6	104	2	.50	
13. Montreal Harkley, East Tenn. St.	DB	SR	12	6	75	1	.50	
13. Levernonte Turner, Alabama A&M	DB	JR	12	6	70	0	.50	
13. Chris Daniels, Valparaiso	DB	JR	12	6	38	0	.50	
13. Ernie Williams, Stony Brook	DB	JR	10	5	72	1	.50	
13. Mike Ribero, Dartmouth	DB	SO	10	5	10	0	.50	
13. Chris Raftery, Harvard	DB	SR	10	5	44	1	.50	
21. Chris Blackshear, Central Conn. St.	DB	JR	11	5	59	0	.45	
21. Frank Meade, Iona	DB	JR	11	5	98	1	.45	
21. Larry Davis, Morgan St.	DB	SO	11	5	55	1	.45	
21. David Richardson, Cal Poly	DB	SR	11	5	105	2	.45	
21. Brent Hafford, Stephen F. Austin	DB	SR	11	5	43	0	.45	
26. Mike Dudley, Stony Brook	DB	FR	9	4	75	0	.44	
27. Matt Nelson, Wofford	DB	SR	14	6	61	1	.43	
28. Chad McMahan, Tenn.-Martin	DB	SO	12	5	24	0	.42	
28. Michael Hanley, Murray St.	DB	SR	12	5	0	0	.42	
28. Octavious Bond, Grambling	DB	SR	12	5	8	0	.42	
28. Giovanni Benson, New Hampshire	DB	SO	12	5	161	1	.42	
28. Brian Fitzpatrick, Towson	DB	JR	12	5	119	0	.42	
28. Musa Sarki, VMI	DB	SR	12	5	33	0	.42	
34. Patrick McManus, Pennsylvania	DB	SR	10	4	2	0	.40	
34. Benny Butler, Harvard	DB	SR	10	4	13	0	.40	
34. Bryan Arguello, Pennsylvania	K	JR	10	4	42	0	.40	
34. Jamel Trott, Delaware St.	DB	FR	10	4	82	1	.40	
34. Weston Borba, St. Mary's (Cal.)	DB	SR	10	4	109	2	.40	
34. Nick Turnbull, Florida Int'l	DB	SO	10	4	90	0	.40	
34. George Summers, Jacksonville St.	DB	DB	SO	10	4	27	0	.40
34. Chris Cowan, Dayton	DB	JR	10	4	13	0	.40	
34. Mark Wilkerson, Davidson	DB	SO	10	4	68	0	.40	
43. Willie Hughley, Fla. Atlantic	CB	SO	13	5	123	2	.38	
44. Kellin White, Southeast Mo. St.	DB	SO	11	4	74	1	.36	
44. Demaro Isom, Austin Peay	DB	SR	11	4	21	0	.36	
44. Derrick Black, Appalachian St.	DB	SR	11	4	-6	0	.36	
44. Corey Alexander, Texas Southern	DB	JR	11	4	94	1	.36	
44. Alan Washington, Mississippi Val.	DB	SR	11	4	65	0	.36	
44. Kwesi Williams, Morehead St.	DB	SO	11	4	4	0	.36	
44. Chris Fackler, Dayton	DB	SR	11	4	8	0	.36	

Rank, Player	Pos	Cl	G	Int	Yds	TDs	Int/Gm
44. Billy Starling, Texas Southern	DB	SR	11	4	53	1	.36
44. Isaiah Trufant, Eastern Wash.	DB	SO	11	4	113	2	.36
44. Trevor Micklos, Lehigh	DB	SR	11	4	12	0	.36
44. Terek Henderson, Wagner	DB	SR	11	4	101	1	.36
44. Michael Ford, Duquesne	DB	SO	11	4	45	0	.36
44. Alex Logerfo, Iona	DB	SO	11	4	11	0	.36
44. Anthony Sullivan, Southwest Mo. St.	DB	SR	11	4	63	0	.36
44. Donnie Rose, Central Conn. St.	DB	JR	11	4	0	0	.36
44. Brian Pawlowski, Sacred Heart	DB	SR	11	4	53	0	.36
44. Joe Sentipal, Monmouth	LB	SR	11	4	3	0	.36
44. Steve Hessler, Towson	LB	SR	11	4	20	0	.36
44. Lawerence Williams, Lehigh	DB	SR	11	4	55	1	.36
44. Jerome Acy, Bucknell	DB	SR	11	4	61	0	.36
44. Virgil Rush, Bucknell	DB	SO	11	4	48	0	.36
44. Aaron Sykes, Gardner-Webb	CB	SR	11	4	21	1	.36
66. Quincy Skinner, Fla. Atlantic	DB	SO	14	5	-35	0	.36
67. Julian Worley, Florida A&M	DB	SR	12	4	19	0	.33
67. Anthony Owens, Norfolk St.	DB	SR	9	3	26	0	.33
67. R.J. Haskins, Austin Peay	DB	SO	9	3	49	0	.33
67. Erin Diamond, Southern U.	DB	SR	12	4	74	1	.33
67. Cleitis Gordon, Jackson St.	WR	SO	12	4	200	1	.33
67. David Pittman, Northwestern St.	DB	SO	12	4	118	1	.33
67. Keith Smith, McNeese St.	DB	SR	12	4	8	0	.33
67. Epsilon Williams, Texas St.	DB	SO	12	4	32	0	.33
67. Anthony Roberts, Citadel	DB	SR	12	4	70	1	.33
67. Dwayne Ijames, Elon	DB	SO	12	4	27	0	.33
67. Deon Giddens, Tennessee St.	DB	SR	12	4	6	0	.33
67. David Daniels, Southeastern La.	DB	JR	9	3	2	0	.33
67. Kelvin Cone, Savannah St.	DB	SR	12	4	59	0	.33
67. Seneca Lee, Grambling	DB	SR	12	4	139	1	.33
67. Herbert Dixon, N.C. A&T	LB	SO	12	4	72	2	.33
67. Clint Kent, James Madison	DB	SO	12	4	1	0	.33
67. Tracy Belton, Massachusetts	DB	FR	12	4	19	0	.33
67. Joey Thomas, Montana St.	DB	SR	12	4	28	0	.33
67. Fred Jelks, Yale	DB	JR	9	3	52	1	.33
67. Gary Sonkur, Harvard	DB	JR	9	3	72	1	.33
67. Thaddeus Konegay, Fordham	DB	JR	12	4	77	1	.33
67. James Ihedigbo, Massachusetts	DB	FR	12	4	0	0	.33
89. Mike Adams, Delaware	DB	SR	13	4	26	0	.31
89. Eric Iverson, Northern Ariz.	DB	JR	13	4	77	0	.31
89. Dre Dokes, Northern Iowa	DB	FR	13	4	60	0	.31
89. Jeremy Chandler, Western Ky.	DB	SR	13	4	30	0	.31
89. Jason Jacobs, Northern Ariz.	DB	SR	13	4	-13	0	.31
89. Jeremy Thornburg, Northern Ariz.	DB	SR	13	4	40	0	.31
89. Kevin Edwards, Montana	DB	SO	13	4	13	0	.31
89. Shannon James, Massachusetts	DB	SO	13	4	30	0	.31
89. Theron Thomas, Jr., N.C. A&T	DB	SO	13	4	0	0	.31
89. Antwan Hill, Alabama St.	DB	SR	13	4	44	0	.31
99. Fred Turner, Howard	DB	JR	10	3	53	1	.30
99. Gavin Ng, San Diego	DB	SR	10	3	74	0	.30
99. Brandon Perkins, Southern Utah	DB	SO	10	3	95	1	.30
99. Ryan Taylor, Austin Peay	DB	JR	10	3	84	2	.30
99. Allen Russell, San Diego	DB	SR	10	3	73	0	.30
99. Brandon Beck, Texas Southern	DB	SR	10	3	0	0	.30
99. Jamaal Cato, Stephen F. Austin	DB	SR	10	3	100	0	.30

Rank	Player	Pos	Cl	G	Int	Yds	TDs	Int/Gm
99.	Chaun Tate, Southeast Mo. St.	DB	JR	10	3	55	0	.30
99.	Dewey Crayton, Weber St.	DB	SO	10	3	31	1	.30
99.	Bobby Everett, Harvard	DB	JR	10	3	33	0	.30
99.	Luke Hadden, Pennsylvania	LB	JR	10	3	33	0	.30
99.	Prosper Nwokocha, Columbia	DB	SO	10	3	60	0	.30
99.	Anjel Gutierrez, Brown	DB	JR	10	3	44	1	.30
99.	Rashawn Champion, Indiana St.	DB	FR	10	3	0	0	.30
99.	Josh Weight, Robert Morris	DB	SR	10	3	54	0	.30
99.	Brandon Turner, St. Francis (Pa.)	DB	JR	10	3	76	0	.30
99.	Rashiek Buchanan, Coastal Caro.	DB	FR	10	3	-7	0	.30

Punting

(Minimum 3.6 Punts Per Game)

Rank	Player	Pos	Cl	G	Pnt	Yds	Avg	Punt/Gm
1.	Graham Whitlock, Gardner-Webb	P	JR	12	57	2593	45.49	4.75
2.	Mark Gould, Northern Ariz.	SR	13	58	2610	45.00	4.46	
3.	Nate McKinney, Appalachian St.	P	SR	11	74	3294	44.51	6.73
4.	Jesse Nicassio, Eastern Wash.	P	SR	11	53	2354	44.42	4.82
5.	Kyle McQuown, Idaho St.	P	FR	12	71	3118	43.92	5.92
6.	Ryan Hoffman, Illinois St.	P	SO	10	36	1570	43.61	3.60
7.	Cory Elolf, Texas St.	P	JR	12	48	2081	43.35	4.00
8.	Steve Bulcavage, Towson	P	SR	12	70	3033	43.33	5.83
9.	Aaron Bass, East Tenn. St.	P	SR	12	73	3121	42.75	6.08
10.	Cameron Muro, Hampton	K	SO	11	61	2566	42.07	5.55
11.	Stanton Horne, Western Caro.	P	SR	12	57	2391	41.95	4.75
12.	Jim Hall, Southeastern La.	PK	SO	12	50	2094	41.88	4.17
13.	Sean Dennis, Monmouth	P	FR	12	70	2913	41.61	5.83
14.	Nick Englehart, James Madison	P	SO	12	49	2035	41.53	4.08
15.	Tyson Johnson, Montana	P	FR	13	56	2316	41.36	4.31
16.	Patrick Jordan, Indiana St.	P	SR	12	75	3097	41.29	6.25
17.	Michael Mesi, William & Mary	P	JR	10	42	1731	41.21	4.20
18.	Richie Rhodes, Jacksonville St.	P	JR	12	67	2761	41.21	5.58
19.	Brian Claybourn, Western Ky.	P	JR	13	54	2224	41.19	4.15
20.	David Simonhoff, Southeast Mo. St.	P	FR	11	46	1885	40.98	4.18
21.	Ryan Long, Jacksonville	P	FR	11	64	2610	40.78	5.82
22.	Zach Bussey, Delaware St.	K	SR	11	70	2852	40.74	6.36
23.	Adam Peters, VMI	PK	FR	12	49	1988	40.57	4.08
24.	Ryan Horvath, Drake	P	SO	12	63	2555	40.56	5.25
25.	Travis Zobel, Citadel	P	SR	12	70	2835	40.50	5.83
26.	Tyler Grogan, Northeastern	P	SR	12	45	1818	40.40	3.75
27.	James Gaiher, Murray St.	P	JR	11	42	1688	40.19	3.82
28.	Joe Bishop, Youngstown St.	P	FR	12	62	2486	40.10	5.17
29.	Joey Hudak, Tennessee St.	K	JR	12	59	2360	40.00	4.92
30.	Chris Cummings, Tennessee Tech	P	SO	11	51	2027	39.75	4.64
31.	Brent Harris, Tenn.-Martin	P	JR	9	34	1351	39.74	3.78
32.	Josh Polgar, New Hampshire	P	SR	12	52	2065	39.71	4.33
33.	Matt Langford, Portland St.	P	JR	11	63	2491	39.54	5.73
34.	Jon Voroshilin, Morgan St.	K	SR	11	54	2129	39.43	4.91
35.	Zach Kettelkamp, Southern Ill.	P	FR	11	45	1773	39.40	4.09
36.	Cory Henke, Northern Iowa	K	JR	13	71	2794	39.35	5.46
37.	Gilbert Rocha, Cal Poly	P	SR	11	65	2557	39.34	5.91
38.	Patrick Shuttles, Chattanooga	K	SR	12	68	2670	39.26	5.67
39.	Christian Koegel, Massachusetts	K	FR	13	68	2663	39.16	5.23
40.	Robbie Kemp, Southwest Mo. St.	P	SR	11	54	2114	39.15	4.91
41.	Chris Radford, Richmond	K	SO	11	47	1838	39.11	4.27
42.	Jimmy Miner, Wofford	P	SR	14	60	2343	39.05	4.29
43.	Clay Gilbert, Stephen F. Austin	P	JR	11	50	1952	39.04	4.55
44.	Curtis Parks, Sam Houston St.	P	FR	11	55	2147	39.04	5.00
45.	Colin McDonough, Princeton	PK	FR	10	50	1949	38.98	5.00
46.	Damon Miller, Florida A&M	P	JR	11	51	1983	38.88	4.64
47.	Niall Duggan, Hofstra	P	JR	12	76	2954	38.87	6.33
48.	Stephen Ayers, Fordham	WR	SR	12	55	2135	38.82	4.58
49.	Nick Rudd, Columbia	P	JR	10	51	1976	38.75	5.10
50.	Adam James, Villanova	P	JR	11	48	1857	38.69	4.36
51.	Andy Rosas, Fla. Atlantic	K	SR	14	72	2785	38.68	5.14
52.	Aaron Charles, Morehead St.	P	FR	11	53	2050	38.68	4.82
53.	Ben Antongiiovanni, St. Mary's (Cal.)	K	SR	11	69	2666	38.64	6.27
54.	Mike Weber, Delaware	P	SO	16	67	2577	38.46	4.19
55.	Zachary Crouch, Liberty	K	SO	12	49	1884	38.45	4.08
56.	Eric Hernandez, Prairie View	K	FR	10	67	2574	38.42	6.70
57.	Kyle Keating, Lehigh	QB	JR	11	62	2377	38.34	5.64
58.	Jason Cook, McNeese St.	P	SO	12	50	1912	38.24	4.17
59.	Rashad Cylar, Alabama A&M	P	SR	12	54	2064	38.22	4.50
60.	Anthony Turowski, Elon	K	JR	12	86	3287	38.22	7.17
61.	Mike Mellow, Maine	K	JR	11	60	2293	38.22	5.45
62.	Chris Costello, Davidson	K	SR	11	69	2634	38.17	6.27
63.	Grant Wagner, Dartmouth	P	SR	10	59	2249	38.12	5.90
64.	Coby Brandyburg, South Carolina St.	P	SO	12	50	1904	38.08	4.17
65.	Stan Zylinski, Albany (N.Y.)	K	SR	11	55	2091	38.02	5.00
66.	Tom Schofield, Eastern Ill.	K	SO	12	71	2697	37.99	5.92
67.	Shane Phillips, Alcorn St.	P	SO	12	46	1741	37.85	3.83
68.	Todd Marshall, Sacramento St.	P	JR	11	40	1512	37.80	3.64

Rank	Player	Pos	Cl	G	Pnt	Yds	Avg	Punt/Gm
69.	Adam Kingston, Harvard	K	SR	10	42	1585	37.74	4.20
70.	John Manly, Nicholls St.	P	SR	11	47	1767	37.60	4.27
71.	Adrian Vera, Texas Southern	P	FR	11	70	2631	37.59	6.36
72.	Mike Baumgartel, Cornell	P	JR	10	59	2216	37.56	5.90
73.	Josh Hoke, Coastal Caro.	K	FR	11	64	2392	37.38	5.82
74.	Phil Kuhl, Eastern Ky.	P	JR	12	60	2240	37.33	5.00
75.	Brian Gooding, Dayton	P	SR	11	41	1524	37.17	3.73
76.	Yonnick Matthews, N.C. A&T	P	SR	12	64	2377	37.14	5.33
77.	Mike Davis, Lafayette	P	JR	11	40	1483	37.08	3.64
78.	J.P. Hogan, Austin Peay	P	SR	11	72	2667	37.04	6.55
79.	Jason Bothwell, Alabama St.	P	JR	13	56	2071	36.98	4.31
80.	Davis Player, Bethune-Cookman	P	SO	9	46	1686	36.65	5.11
81.	J.T. Batson, Tenn.-Martin	P	JR	9	48	1755	36.56	5.33
82.	Trey Butts, Mississippi Val.	P	SO	11	62	2263	36.50	5.64
83.	Doug Jones, Florida Int'l	P	JR	12	58	2113	36.43	4.83
84.	Ryan Bateman, Valparaiso	P	SR	12	57	2071	36.33	4.75
85.	Chris Stegall, Northwestern St.	P	SO	12	58	2084	35.93	4.83
86.	Andrew Bergeron, Ark.-Pine Bluff	P	FR	11	55	1974	35.89	5.00
87.	Domenick Addison, Jackson St.	P	SO	12	53	1897	35.79	4.42
88.	Derek Pearson, Central Conn. St.	K	SO	11	59	2099	35.58	5.36
89.	Adam Williams, San Diego	K	SR	10	36	1264	35.11	3.60
90.	Nate Lawrie, Yale	TE	SR	10	40	1401	35.03	4.00
91.	Vaughn Waters, Howard	P	SO	11	61	2134	34.98	5.55
92.	Timothy Goobic, Brown	K	SR	10	43	1503	34.95	4.30
93.	Ryan Berry, Bucknell	P	JR	12	50	1746	34.92	4.17
94.	James Galea, St. Peter's	K	JR	10	59	2053	34.80	5.90
95.	Josh Appell, Pennsylvania	P	JR	10	45	1559	34.64	4.50
96.	David Bateman, Wagner	QB	JR	11	72	2486	34.53	6.55
97.	Aaron Kimpton, Western Ill.	K	SO	12	46	1581	34.37	3.83
98.	Jason Sutton, Colgate	P	FR	16	75	2574	34.32	4.69
99.	Keith Allan, Georgetown	QB	FR	9	45	1539	34.20	5.00
100.	Carl Parrish, St. Francis (Pa.)	P	JR	10	65	2207	33.95	6.50

Kickoff Returns

(Minimum 1.2 Returns Per Game)

Rank	Player	Pos	Cl	G	Kret	Yds	TDs	Avg	Ret/Gm
1.	Corey Smith, Montana St.	WR	SR	13	20	664	2	33.20	1.54
2.	Chris Crawford, Nicholls St.	DB	SO	10	20	646	2	32.30	2.00
3.	Lewis Barr, Ga. Southern	DB	SO	11	20	598	0	29.90	1.82
4.	Cedric Bowen, Ark.-Pine Bluff	RB	JR	11	25	739	1	29.56	2.27
5.	Steven Rush, Southwest Mo. St.	WR	JR	11	21	618	2	29.43	1.91
6.	Jefferson Heidelberger, Montana	WR	JR	13	22	628	0	28.55	1.69
7.	Cletis Gordon, Jackson St.	WR	SO	12	23	641	1	27.87	1.92
8.	Keylam Davis, Southeastern La.	DB	FR	12	20	554	2	27.70	1.67
9.	Larry Johnson, Lafayette	DB	SO	11	21	578	0	27.52	1.91
10.	Corland Finnegan, Samford	DB	SO	11	21	577	1	27.48	1.91
11.	Martin Gibson, Villanova	RB	SO	11	15	409	1	27.27	1.36
12.	David Bailey, New Hampshire	WR	JR	11	18	486	1	27.00	1.64
13.	Dante Ross, Bucknell	DB	SO	10	18	484	0	26.89	1.80
14.	Josh Cayson, Youngstown St.	OL	SO	12	16	428	0	26.75	1.33
15.	Greg Moss, Florida Int'l	DB	JR	12	24	641	1	26.71	2.00
16.	Arel Gordon, Maine	WR	FR	11	15	399	1	26.60	1.36
17.	Ricky Williams, Bethune-Cookman	DB	SO	11	15	398	1	26.53	1.36
18.	Jason Coleman, Tenn.-Martin	DB	SO	11	26	683	1	26.27	2.36
19.	Ebrahim Tehrani, Chattanooga	WR	JR	12	19	498	1	26.21	1.58
20.	Javarus Dudley, Fordham	WR	SR	12	19	496	1	26.11	1.58
21.	Anthony Jackson, Fla. Atlantic	RB	JR	14	18	467	0	25.94	1.29
22.	Reggie Gray, Western Ill.	WR	SO	13	28	712	1	25.43	2.15
23.	Tyjuan Massey, Robert Morris	WR	JR	10	14	353	1	25.21	1.40
24.	Andre Ralston, Eastern Ky.	WR	SO	12	18	451	0	25.06	1.50
25.	Steve Smith, Sam Houston St.	RB	SO	11	27	673	1	24.93	2.45
26.	B.J. Sams, McNeese St.	WR	SR	12	22	548	0	24.91	1.83
27.	Benny Sapp, Northern Iowa	DB	SR	13	17	423	0	24.88	1.31
28.	Darnell Williams, Coastal Caro.	WR	FR	11	21	519	0	24.71	1.91
29.	Michael Sparks, Southwest Mo. St.	WR	JR	11	16	394	0	24.63	1.45
30.	Marc Jepson, Wagner	WR	SO	11	15	368	1	24.53	1.36
31.	Brent Little, Southern Ill.	WR	SO	12	15	367	0	24.47	1.25
32.	Melvin Bryant, La Salle	WR	JR	10	24	587	1	24.46	2.40
33.	James Rainer, East Tenn. St.	WR	SO	12	17	413	0	24.29	1.42
33.	Justin Waterschied, Southern Utah	WR	JR	11	17	413	0	24.29	1.55
35.	Bud Phillips, N.C. A&T	WR	JR	11	14	338	0	24.14	1.27
36.	Ryan Fuqua, Portland St.	RB	JR	11	21	506	0	24.10	1.91
37.	Xavier Godard, Western Caro.	WR	SO	11	15	359	1	23.93	1.36
38.	Londre Blocker, Stony Brook	WR	JR	10	12	287	0	23.92	1.20
39.	Clement Johnson, Richmond	DB	JR	11	20	477	1	23.85	1.82
40.	Craig Nelson, Morgan St.	RB	FR	10	12	286	0	23.83	1.20
41.	John Leverett,								

Rank	Player	Pos	Cl	G	Kret	Yds	TDs	Avg	Ret/ Gm
46.	Richmond Sanders, Eastern Wash.	WR	SO	11	15	345	0	23.00	1.36
46.	Jonathan Brewer, Howard	WR	SR	11	17	391	0	23.00	1.55
46.	Ryan Coogler, St. Mary's (Cal.)	WR	FR	12	25	575	0	23.00	2.08
49.	Kijana Thomas, Charleston So.	DB	JR	12	50	1148	0	22.96	4.17
50.	Octavious Bond, Grambling	DB	SR	12	20	459	0	22.95	1.67
51.	James Jacobs, Duquesne	RB	SO	9	11	252	0	22.91	1.22
52.	Corey Alexander, Texas Southern	DB	JR	11	26	593	0	22.81	2.36
53.	Mike DeRosa, Marist	RB	SO	10	13	296	0	22.77	1.30
54.	Wendall Williams, Rhode Island	RB	SR	12	34	769	1	22.62	2.83
55.	Luke McArdle, Georgetown	WR	SR	11	18	407	0	22.61	1.64
56.	Ari Confesor, Holy Cross	WR	SR	12	31	700	0	22.58	2.58
57.	Pete Athans, Sacred Heart	DB	SR	11	35	789	0	22.54	3.18
58.	Michael David, Stephen F. Austin	WR	JR	11	19	425	0	22.37	1.73
59.	Justin Campbell, Butler	WR	JR	9	34	758	0	22.29	3.78
60.	Kory Chapman, Jacksonville St.	RB	SR	12	22	490	0	22.27	1.83
61.	Emery Beckles, Idaho St.	DB	SR	9	18	400	0	22.22	2.00
62.	Ricky Bryant, Hofstra	WR	SR	12	15	333	0	22.20	1.25
63.	T. Alford, Western Caro.	WR	JR	11	22	488	0	22.18	2.00
64.	Derrick Black, Appalachian St.	DB	SR	11	18	399	0	22.17	1.64
65.	Shawnn Gyles, Northeastern	RB	FR	12	18	398	0	22.11	1.50
66.	Nicholas Wells, Alabama A&M	WR	SR	12	18	394	1	21.89	1.50
67.	Robert Carr, Yale	RB	JR	10	24	517	1	21.54	2.40
68.	Brad Rowe, Marist	RB	FR	10	32	687	0	21.47	3.20
69.	Roosevelt Kiser, Florida A&M	WR	FR	11	14	299	0	21.36	1.27
70.	LaShawn Bullock, Illinois St.	RB	FR	9	13	276	0	21.23	1.44
71.	Richard Rowe, Alabama St.	DB	SR	13	20	424	0	21.20	1.54
72.	Dwayne Ijames, Elon	DB	SO	12	26	551	0	21.19	2.17
73.	Scott Penick, Indiana St.	WR	JR	12	32	677	0	21.16	2.67
74.	Carlos Wright, Tennessee St.	WR	SR	12	16	338	0	21.13	1.33
75.	Prosper Nwokocha, Columbia	DB	SO	10	23	485	0	21.09	2.30
75.	Allen Ussin, Drake	RB	JR	11	23	485	0	21.09	2.09
77.	Brian Bratton, Furman	WR	JR	11	24	502	0	20.92	2.18
78.	J.J. Outlaw, Villanova	WR	SO	11	14	292	0	20.86	1.27
78.	Gavin Ng, San Diego	SO	10	28	584	0	20.86	2.80	
80.	William DeShazo, Morgan St.	RB	JR	10	13	271	0	20.85	1.30
81.	Jonathan Robinson, Pennsylvania	WR	SR	10	15	312	0	20.80	1.50
82.	Lonnice Teagle, Alcorn St.	WR	JR	12	52	1077	0	20.71	4.33
83.	Josh Lustig, William & Mary	WR	JR	9	13	269	0	20.69	1.44
84.	Michael Fisher, Florida A&M	RB	SO	10	17	349	1	20.53	1.70
85.	Jimmie Howard, Massachusetts	WR	SR	13	16	327	0	20.44	1.23
86.	Jeremy Grier, Chattanooga	WR	JR	12	31	629	0	20.29	2.58
87.	Joe Walken, Illinois St.	WR	JR	10	14	284	0	20.29	1.40
88.	Tituo Green, VMI	WR	JR	11	18	365	0	20.28	1.64
89.	Andre Hardaway, Cornell	RB	SO	9	29	588	0	20.28	3.22
90.	Jerome Mathis, Hampton	WR	JR	11	17	343	0	20.18	1.55
91.	Fred Akon, Mississippi Val.	WR	SR	11	23	464	0	20.17	2.09
92.	Monte Anthony, Norfolk St.	RB	FR	12	33	664	0	20.12	2.75
93.	Henry Smith, McNeese St.	WR	JR	11	19	382	0	20.11	1.73
94.	David Beverly, Idaho St.	RB	SO	10	15	300	0	20.00	1.50
94.	Freddie Middlebrooks, Delaware St.	WR	SO	9	26	520	0	20.00	2.89
96.	Steven Hargrove, William & Mary	RB	SO	9	25	499	0	19.96	2.78
97.	Tristan Murray, Brown	RB	SO	10	13	258	0	19.85	1.30
98.	David Boler, Delaware	WR	SO	13	18	357	0	19.83	1.38
99.	Terrance Wynn, St. Peter's	WR	FR	8	11	218	0	19.82	1.38
100.	Antonio Scaife, Southeast Mo. St.	WR	FR	12	18	355	0	19.72	1.50

Rank	Player	Pos	Cl	G	FGA	FGM	Avg	FG/ Gm
20.	Ryan Korn, Bucknell	K	FR	12	19	14	.737	1.17
20.	Adam Moss, Florida Int'l	K	SO	12	22	14	.636	1.17
22.	Justin Langan, Western Ill.	K	JR	13	22	15	.682	1.15
23.	Nick Rudd, Columbia	P	JR	10	16	11	.688	1.10
23.	Adam Smith, Eastern Ky.	K	SR	10	17	11	.647	1.10
25.	Matthew Douglas, Lehigh	K	SR	11	19	12	.632	1.09
25.	Greg Tonzola, Sacred Heart	K	SR	11	15	12	.800	1.09
27.	Miro Kesic, Northeastern	K	SO	12	18	13	.722	1.08
27.	David McConnell, Alcorn St.	K	SO	12	21	13	.619	1.08
27.	Rashad Cylar, Alabama A&M	P	SR	12	21	13	.619	1.08
27.	Jesse Ohliger, Murray St.	K	SR	12	18	13	.722	1.08
27.	Nick Terracina, Youngstown St.	K	JR	12	17	13	.765	1.08
27.	Steve Andriola, Monmouth	K	JR	12	24	13	.542	1.08
33.	Brad Shushman, Delaware	K	JR	16	24	17	.708	1.06
34.	David Rabil, James Madison	K	FR	10	11	10	.909	1.00
34.	Jon Scifres, Southwest Mo. St.	K	SO	11	20	11	.550	1.00
34.	Juan Vasquez, Florida A&M	K	SR	12	22	12	.545	1.00
34.	Hess Crockett, Southeastern La.	K	FR	9	13	9	.692	1.00
34.	Brian Morgan, Grambling	K	JR	12	21	12	.571	1.00
34.	Vince Patrick, Texas Southern	K	SR	10	17	10	.588	1.00
34.	Joey Price, Sam Houston St.	K	JR	11	19	11	.579	1.00
34.	Shane Laisle, Rhode Island	K	SR	12	18	12	.667	1.00
42.	Scott Kiovsky, Liberty	K	FR	12	20	11	.550	.92
42.	Steven Lee, Jacksonville St.	K	SR	12	19	11	.579	.92
42.	Andrew McCawley, Valparaiso	K	FR	12	15	11	.733	.92
42.	Micah Clukey, Fordham	K	FR	12	14	11	.786	.92
46.	Rich Heintz, Eastern Wash.	K	SR	11	18	10	.556	.91
46.	Jason Resch, Dayton	K	SR	11	18	10	.556	.91
46.	Chris Costello, Davidson	K	SR	11	15	10	.667	.91
46.	Steve Pulver, Southern Utah	K	FR	11	17	10	.588	.91
50.	Erick Rockhold, Appalachian St.	K	SR	10	11	9	.818	.90
50.	Adam Williams, San Diego	K	SR	10	15	9	.600	.90
52.	Mark Myers, Fla. Atlantic	K	JR	14	15	12	.800	.86
53.	Joe Johnson, Weber St.	K	SO	12	19	10	.526	.83
53.	Travis Zobel, Citadel	P	SR	12	16	10	.625	.83
53.	Chris Vought, Western Caro.	K	SR	12	17	10	.588	.83
53.	Craig Coffin, Southern Ill.	P	FR	12	15	10	.667	.83
57.	Hunter Smith, Gardner-Webb	K	FR	11	14	9	.643	.82
57.	Adam Jones, Morehead St.	K	SO	11	13	9	.692	.82
59.	Derek Javarone, Princeton	K	SO	10	12	8	.667	.80
59.	Michael Sellers, Ark.-Pine Bluff	K	FR	10	13	8	.615	.80
61.	Anthony Johnson, Alabama St.	K	FR	13	12	10	.833	.77
61.	Montie Ackley, Southern U.	K	FR	13	13	10	.769	.77
63.	Connor McCormick, New Hampshire	K	SO	12	15	9	.600	.75
63.	Patrick Shutters, Chattanooga	K	SR	12	12	9	.750	.75
63.	Jesus Cortez, Bethune-Cookman	K	JR	12	14	9	.643	.75
63.	Stephan Toth, Towson	K	FR	12	15	9	.600	.75
63.	Kyle Hooper, Indiana St.	K	FR	12	14	9	.643	.75
68.	Jon Voroshilin, Morgan St.	K	SR	11	13	8	.615	.73
69.	Michael Soto, Stony Brook	K	SR	10	10	7	.700	.70
70.	Michael Torres, Massachusetts	K	FR	13	14	9	.643	.69
71.	Lane Schwarzborg, Colgate	K	JR	15	13	10	.769	.67
71.	Tommy Hebert, Northwestern St.	K	JR	12	14	8	.571	.67
71.	Jon Godfrey, East Tenn. St.	K	JR	12	13	8	.615	.67
71.	Ryan Horvath, Drake	P	SO	12	13	8	.615	.67
75.	Mike Mellow, Maine	K	JR	11	14	7	.500	.64
75.	Andrew Paterini, Hampton	K	FR	11	17	7	.412	.64
75.	Jay Jones, Nicholls St.	K	SO	11	11	7	.636	.64
78.	Nate Cook, Montana St.	P	SR	13	14	8	.571	.62
79.	Michael Gillman, Georgetown	K	SO	10	16	6	.375	.60
79.	Nathan DiLorenzo, Robert Morris	K	FR	10	9	6	.667	.60
79.	Michael Beatrice, Lafayette	K	SR	10	10	6	.600	.60
79.	Steve Kuehn, Eastern Ill.	K	SO	10	14	6	.429	.60
79.	Joseph Blanco, Mississippi Val.	K	SO	10	9	6	.667	.60
84.	Michael DeSantis, Holy Cross	K	FR	12	10	7	.700	.58
84.	Steven Dietz, Texas St.	K	JR	12	15	7	.467	.58
86.	Adam James, Villanova	P	JR	11	9	6	.667	.55
86.	Josh Foster, Tennessee Tech	K	SO	11	12	6	.500	.55
86.	Charles Conklin, Siena	K	JR	11	7	6	.857	.55
86.	Robert Pate, Wagner	P	SR	11	10	6	.600	.55
86.	Josh Hoke, Coastal Caro.	K	FR	11	10	6	.600	.55
91.	Charles McCall, Prairie View	K	JR	10	7	5	.714	.45
92.	Joseph Fore, Richmond	K	SO	11	12	5	.417	.45
92.	Matt Langford, Portland St.	P	JR	11	8	5	.625	.45
92.	Derek Pearson, Central Conn. St.	K	SO	11	10	5	.500	.45
92.	Spencer Callahan, Iona	K	SR	11	7	5	.714	.45
96.	Mark Gaston, South Carolina St.	K	SO	12	9	5	.556	.42
96.	Josh Storrs, Northwestern St.	K	JR	12	12	5	.417	.42
96.	Jim Hall, Southeastern La.	P	SO	12	6	5	.833	.42
99.	John Harris, Duquesne	K	JR	10	8	4	.500	.40
99.	Byungwoo Yoon, Cal Poly	K	JR	10	9	4	.444	.40

Field Goals

Rank	Player	Pos	Cl	G	FGA	FGM	Avg	FG/ Gm
1.	Chris Snyder, Montana	K	SR	13	30	25	.833	1.92
2.	Matt Lange, Western Ky.	K	SR	13	28	23	.821	1.77
3.	Jeremy Hershey, Idaho St.	K	SR	12	26	18	.692	1.50
3.	John Troost, Yale	K	JR	10	19	15	.789	1.50
5.	Danny Marshall, Furman	K	SR	11	20	16	.800	1.45
6.	Matt Sharpe, VMI	K	JR	12	24	17	.708	1.42
7.	Paul Ernster, Northern Ariz.	K	JR	13	30	18	.600	1.38
8.	John Marino, McNeese St.	K	JR	12	21	16	.762	1.33
9.	Greg Kuehn, William & Mary	K	SO	10	18	13	.722	1.30
9.	Peter Veldman, Pennsylvania	K	SR	10	17	13	.765	1.30
11.	Chris Onorato, Hofstra	K	JR	12	22	15	.682	1.25
11.	Derek Kutz, Southeast Mo. St.	K	JR	12	21	15	.714	1.25
11.	Yonnick Matthews, N.C. A&T	P	SR	12	24	15	.625	1.25
11.	Stephen Carroll, Illinois St.	K	JR	12	19	15	.789	1.25
15.	Tyler Lavin, Dartmouth	K	JR	10	17	12	.706	1.20
16.	Brian Wingert, Northern Iowa	K	FR	11	15	13	.867	1.18
16.	Ty Neil, Samford	K	SR	11	22	13	.591	1.18
16.	Sean Holland, Ga. Southern	K	JR	11	17	13	.765	1.18
16.	Ryan Rossner, Stephen F. Austin	K	JR	11	23	13	.565	1.18

Scoring

Rank	Player	Pos	Cl	G	TD	OKM	OKA	FGM	FGA	Pts	PTPG
1.	Evan Harney, San Diego	RB	FR	10	20	0	0	0	0	122	12.20
2.	Rob Giancola, Valparaiso	WR	JR	12	23	0	0	0	0	140	11.67
3.	Jamaal Branch, Colgate	RB	JR	16	29	0	0	0	0	174	10.88
4.	Kirwin Watson, Fordham	RB	SR	12	21	0	0	0	0	126	10.50
5.	Gary Jones, Albany (N.Y.)	RB	SR	11	19	0	0	0	0	114	10.36
6.	Alonzo Coleman, Hampton	RB	FR	11	18	0	0	0	0	108	9.82
7.	Travis Glasford, Western Ill.	SO	13	21	0	0	0	0	0	126	9.69
8.	Nick Hartigan, Brown	RB	SO	10	16	0	0	0	0	96	9.60
9.	Chris Snyder, Montana	K	SR	13	0	47	48	25	30	124	9.54
10.	Joe McCourt, Lafayette	RB	JR	11	17	0	0	0	0	104	9.45
11.	Aundres Perkins, Coastal Caro.	RB	FR	9	14	0	0	0	0	84	9.33
12.	Clinton Graham, Stony Brook	RB	JR	10	15	0	0	0	0	90	9.00
12.	Matt Lange, Western Ky.	K	SR	13	0	48	50	23	28	117	9.00
14.	John Troost, Yale	K	JR	10	0	39	44	15	19	84	8.40
15.	Mike Hilliard, Duquesne	RB	SR	11	15	0	0	0	0	90	8.18
15.	Efrem Hill, Samford	WR	JR	11	15	0	0	0	0	90	8.18
17.	Terrance Freaney, Northern Iowa	RB	SO	12	16	0	0	0	0	98	8.17
18.	Clifton Dawson, Harvard	RB	FR	9	12	0	0	0	0	72	8.00
18.	R.J. Harvey, New Hampshire	RB	JR	12	16	0	0	0	0	96	8.00
18.	Javarus Dudley, Fordham	WR	SR	12	16	0	0	0	0	96	8.00
18.	Johnathan Taylor, Drake	RB	SR	12	16	0	0	0	0	96	8.00
22.	Germaine Bennett, Delaware	RB	SR	16	21	0	0	0	0	126	7.88
23.	Dan Castles, Pennsylvania	WR	JR	10	13	0	0	0	0	78	7.80
23.	Sam Mathews, Pennsylvania	RB	SO	10	13	0	0	0	0	78	7.80
23.	Adam Hannula, San Diego	QB	SO	10	13	0	0	0	0	78	7.80
26.	Paul Ernster, Northern Ariz.	K	JR	13	0	47	49	18	30	101	7.77
27.	John Marino, McNeese St.	K	JR	12	0	45	48	16	21	93	7.75
28.	Justin Langan, Western Ill.	K	JR	13	0	53	55	15	22	100	7.69
29.	Jeremy Hershey, Idaho St.	K	SR	12	0	38	40	18	26	92	7.67
29.	Jeremiah Bonds, Alabama A&M	RB	SR	12	15	0	0	0	0	92	7.67
29.	Charles Anthony, Tennessee St.	RB	JR	12	15	0	0	0	0	92	7.67
32.	John Leverett, Davidson	RB	JR	11	14	0	0	0	0	84	7.64
32.	Michel Warfield, Duquesne	WR	JR	11	14	0	0	0	0	84	7.64
34.	Peter Veldman, Pennsylvania	K	SR	10	0	37	39	13	17	76	7.60
35.	Matt Sharpe, VMI	PK	JR	12	0	40	42	17	24	91	7.58
36.	Nick Garton, San Diego	WR	SO	10	12	0	0	0	0	74	7.40
37.	Brian Morgan, Grambling	K	JR	12	0	51	54	12	21	87	7.25
37.	Miro Kesic, Northeastern	K	SO	12	0	48	48	13	18	87	7.25
39.	Brad Shushman, Delaware	K	JR	16	0	64	67	17	24	115	7.19
40.	Ryan Rossner, Stephen F. Austin	K	JR	11	0	40	42	13	23	79	7.18
40.	Danny Marshall, Furman	K	SR	11	0	31	31	16	20	79	7.18
42.	Allen Suber, Bethune-Cookman	QB	SR	12	14	0	0	0	0	86	7.17
42.	Jason Jones, Drake	WR	JR	12	14	0	0	0	0	86	7.17
44.	Ty Neil, Samford	K	SR	11	0	39	40	13	22	78	7.09
44.	Jason Peebler, Massachusetts	WR	JR	11	13	0	0	0	0	78	7.09
44.	Luke McArdle, Georgetown	WR	SR	11	13	0	0	0	0	78	7.09
44.	Jason Bonadies, Sacred Heart	RB	SR	11	13	0	0	0	0	78	7.09
48.	Sha-Ron Edwards, Illinois St.	RB	SR	12	14	0	0	0	0	84	7.00
48.	Tom Koutsos, Southern Ill.	RB	SR	12	14	0	0	0	0	84	7.00
48.	Eugene Goodman, Liberty	RB	JR	12	14	0	0	0	0	84	7.00
51.	Montie Ackley, Southern U.	K	FR	13	0	60	67	10	13	90	6.92
52.	Matthew Douglas, Lehigh	K	SR	11	0	40	42	12	19	76	6.91
53.	Greg Kuehn, William & Mary	K	SO	10	0	30	30	13	18	69	6.90
54.	Sean Holland, Ga. Southern	K	JR	11	0	36	38	13	17	75	6.82
55.	Adam Williams, San Diego	K	SR	10	0	41	48	9	15	68	6.80
56.	Adam Smith, Eastern Ky.	K	SR	10	0	34	35	11	17	67	6.70
57.	Micah Clukey, Fordham	K	FR	12	0	47	51	11	14	80	6.67
57.	Stephen Carroll, Illinois St.	K	JR	12	0	35	35	15	19	80	6.67
59.	Jason Resch, Dayton	K	SR	11	0	43	47	10	18	73	6.64
60.	Robert Carr, Yale	RB	JR	10	11	0	0	0	0	66	6.60
60.	Eric Kimble, Eastern Wash.	WR	SO	10	11	0	0	0	0	66	6.60
62.	Marcus Williams, Maine	RB	JR	11	12	0	0	0	0	72	6.55
62.	Geno Mattioda, Dayton	RB	SR	11	12	0	0	0	0	72	6.55
62.	Jason Ballard, Tennessee Tech	RB	SR	11	12	0	0	0	0	72	6.55
62.	Colt Colletti, Nicholls St.	RB	JR	11	12	0	0	0	0	72	6.55
66.	Nick Chournos, Weber St.	RB	JR	12	13	0	0	0	0	78	6.50
66.	William Andrews, Gardner-Webb	WR	SR	12	13	0	0	0	0	78	6.50
68.	Justin Green, Montana	RB	JR	13	14	0	0	0	0	84	6.46
69.	Craig Coffin, Southern Ill.	P	FR	12	0	47	51	10	15	77	6.42
69.	David McConnell, Alcorn St.	K	SO	12	0	38	42	13	21	77	6.42
71.	Cliff Sachini, Dayton	RB	SR	11	11	0	0	0	0	70	6.36
71.	Rich Heintz, Eastern Wash.	K	SR	11	0	40	40	10	18	70	6.36
73.	Derek Kutz, Southeast Mo. St.	K	JR	12	0	30	30	15	21	75	6.25
74.	Greg Tonzola, Sacred Heart	K	SR	11	0	30	33	12	15	68	6.18
75.	Shane Laisle, Rhode Island	K	SR	12	0	37	37	12	18	73	6.08
75.	Rashad Cylar, Alabama A&M	P	SR	12	0	34	37	13	21	73	6.08
77.	Vick King, McNeese St.	RB	SR	11	11	0	0	0	0	66	6.00
77.	Derrick Johnese, Northwestern St.	RB	JR	11	11	0	0	0	0	66	6.00
77.	Emmett Hunter, Jacksonville	RB	SR	11	11	0	0	0	0	66	6.00
77.	Alfred Ard, Southern U.	WR	JR	13	13	0	0	0	0	78	6.00

Rank	Player	Pos	Cl	G	TD	OKM	OKA	FGM	FGA	Pts	PTPG
77.	Nehemiah Broughton, Citadel	RB	JR	10	10	0	0	0	0	60	6.00
77.	Mark Myers, Fla. Atlantic	K	JR	14	0	48	49	12	15	84	6.00
77.	Miles Austin, Monmouth	WR	SO	12	12	0	0	0	0	72	6.00
77.	Muhammad Abdulqadir, Southern Ill.	RB	SR	11	11	0	0	0	0	66	6.00
77.	Lerron Moore, Western Ky.	RB	SO	13	13	0	0	0	0	78	6.00
77.	Cody Pratt, Southwest Mo. St.	RB	JR	11	11	0	0	0	0	66	6.00
87.	Chris Onorato, Hofstra	K	JR	12	0	26	27	15	22	71	5.92
88.	Anthony Johnson, Alabama St.	K	FR	13	0	46	48	10	12	76	5.85
89.	Connor McCormick, New Hampshire	K	SO	12	0	43	46	9	15	70	5.83
89.	Adam Moss, Florida Int'l	K	SO	12	0	28	32	14	22	70	5.83
91.	Tommy Hebert, Northwestern St.	K	JR	12	0	45	48	8	14	69	5.75
91.	Yonnick Matthews, N.C. A&T	P	SR	12	0	24	30	15	24	69	5.75
93.	Lane Schwarzberg, Colgate	K	JR	15	0	56	60	10	13	86	5.73
94.	Adam Jones, Morehead St.	K	SO	11	0	36	38	9	13	63	5.73
95.	Nick Terracina, Youngstown St.	K	JR	12	0	29	30	13	17	68	5.67
96.	Joe Johnson, Weber St.	K	SO	12	0	37	39	10	19	67	5.58
96.	Andrew McCawley, Valparaiso	K	FR	12	0	34	41	11	15	67	5.58
98.	Jon Scifres, Southwest Mo. St.	K	SO	11	0	28	30	11	20	61	5.55
98.	Brian Wingert, Northern Iowa	K	FR	11	0	22	23	13	15	61	5.55
100.	Bruce Molock, Montana St.	RB	SR	13	12	0	0	0	0	72	5.54
100.	Clarence Moore, Northern Ariz.	WR	SR	13	12	0	0	0	0	72	5.54

All-Purpose Running

Rank	Player	Pos	Cl	G	Rush	Rec	PR	KOR	Yards	Yds/ Gm	Plays	Ydsp/Pl
1.	Luke McArdle, Georgetown	WR	SR	11	0	1118	506	407	2031	184.64	120	16.93
2.	Nick Hartigan, Brown	RB	SO	10	1498	308	0	0	1806	180.60	306	5.90
3.	Javarus Dudley, Fordham	WR	SR	12	34	1439	169	496	2138	178.17	136	15.72
4.	Evan Harney, San Diego	RB	FR	10	1475	259	0	0	1734	173.40	306	5.67
5.	Ari Confesor, Holy Cross	WR	SR	12	7	1213	152	700	2072	172.67	142	14.59
6.	Charles Anthony, Tennessee St.	RB	JR	12	1708	362	0	0	2070	172.50	351	5.90
7.	Clifton Dawson, Harvard	RB	FR	9	1187	55	0	283	1525	169.44	239	6.38
8.	Fred Amey, Sacramento St.	WR	JR	10	0	989	242	458	1689	168.90	102	16.56
9.	B.J. Sams, McNeese St.	WR	SR	12	299	889	267	548	2003	166.92	150	13.35
10.	Wendall Williams, Rhode Island	RB	SR	12	631	436	128	769	1964	163.67	154	12.75
11.	Justin Campbell, Butler	WR	JR	9	483	195	0	758	1436	159.56	218	6.59
12.	Johnathan Taylor, Drake	RB	SR	12	1486	325	0	91	1902	158.50	344	5.53
13.	Sam Mathews, Pennsylvania	RB	SO	10	1266	311	0	0	1577	157.70	316	4.99
14.	Ryan Fuqua, Portland St.	RB	JR	11	840	382	0	506	1728	157.09	267	6.47
15.	John Leverett, Davidson	RB	JR	11	1066	160	0	470	1696	154.18	276	6.14
16.	Gary Jones, Albany (N.Y.)	RB	SR	11	1524	64	0	102	1690	153.64	222	7.61
17.	Efrem Hill, Samford	WR	JR	11	0	1387	209	92	1688	153.45	116	14.55
18.	Kory Chapman, Jacksonville St.	RB	SR	12	1285	66	0	490	1841	153.42	241	7.64
19.	Mike Hilliard, Duquesne	RB	SR	11	1544	126	0	0	1670	151.82	327	5.11
20.	Nick Chourmos, Weber St.	RB	JR	12	1649	128	0	0	1777	148.08	316	5.62
21.	Jamaal Branch, Colgate	RB	JR	16	2326	24	0	0	2350	146.88	453	5.19
22.	Johnny Marshall, Northern Ariz.	WR	SR	13	-5	1146	395	368	1904	146.46	132	14.42
23.	Joe McCourt, Lafayette	RB	JR	11	1157	444	0	0	1601	145.55	297	5.39
24.	Kirwin Watson, Fordham	RB	SR	12	1477	231	0	0	1708	142.33	339	5.04
25.	Clinton Graham, Stony Brook	RB	JR	10	1055	300	0	56	1411	141.10	188	7.51
26.	Andre Ralston, Eastern Ky.	WR	SO	12	98	1082	58	451	1689	140.75	94	17.97
27.	Darrell Jones, Cal Poly	WR	JR	11	7	598	470	417	1492	135.64	108	13.81
28.	J.J. Outlaw, Villanova	WR	SO	11	233	704	261	292	1490	135.45	123	12.11
29.	Emmett Hunter, Jacksonville	RB	SR	11	1467	7	0	0	1474	134.00	308	4.79
30.	Sha-Ron Edwards, Illinois St.	RB	SR	12	1409	50	0	146	1605	133.75	261	6.15
31.	Jermaine Austin, Ga. Southern	RB	SO	11	1461	8	0	0	1469	133.55	225	6.53
32.	Robert Carr, Yale	RB	JR	10	800	0	0	517	1317	131.70	195	6.75
33.	Cliff Sachini, Dayton	RB	SR	11	1042	213	0	193	1448	131.64	236	6.14
34.	Corey Smith, Montana St.	WR	SR	13	10	465	545	664	1684	129.54	92	18.30
35.	Cedric Bowen, Ark.-Pine Bluff	RB	JR	11	398	280	-5	739	1412	128.36	118	11.97
36.	Jerome Mathis, Hampton	WR	JR	11	29	993	42	343	1407	127.91	68	20.69
37.	Steven Rush, Southwest Mo. St.	WR	JR	11	66	720	0	618	1404	127.64	72	19.50
38.	Cory Harge, Central Conn. St.	RB	FR	11	1082	31	0	278	1391	126.45	214	6.50
39.	Travis Glasford, Western Ill.	RB	SO	13	1368	270	0	0	1638	126.00	322	5.09
40.	Rob Giancola, Valparaiso	WR	JR	12	0	1496	0	15	1511	125.92	58	26.05
41.	Sean Mizzer, VMI	RB	SO	12	1244	248	0	17	1509	125.75	235	6.42
42.	Jermaine Pugh, Lehigh	RB	SR	11	768	340	245	23	1376	125.09	241	5.71
43.	Reggie Gray, Western Ill.	WR	SO	13	30	764	114	712	1620	124.62	87	18.62
44.	Antoine Rutherford, Howard	RB	FR	9	1050	62	0	0	1112	123.56	229	4.86
45.	Marcus Williams, Maine	RB	JR	11	1284	52	0	0	1336	121.45	254	5.26
46.	Jamel Oliver, Southeast Mo. St.	WR	SO	12	619	520	0	316	1455	121.25	191	7.62
47.	David Bailey, New Hampshire	WR	JR	11	143	612	77	486	1318	119.82	107	12.32
48.	Roger Robinson, Northern Ariz.	RB	JR	11	1108	192	0	0	1300	118.18	296	4.39
49.	Verondre Barnes, Liberty	RB	JR	12	1347	34	0	31	1412	117.67	240	5.88
50.	Lonnie Teagle, Alcorn St.	WR	JR	12	0	0	327	107	1404	117.00	85	16.52
51.	Vick King, McNeese St.	RB	SR	11	1240	44	0	0	1284	116.73	218	5.89
52.	Adam Hannula, San Diego	QB	SO	10	5	1161	0	0	1166	116.60	74	15.76
53.	Travis Chmelka, Columbia	WR	SR	10	0	667	216	282	1165	116.50	90	12.94
54.	Ricky Bryant, Hofstra	WR	SR	12	0	897	165	333	1395	116.25	97	14.38
55.	Jeremy Grier, Chattanooga	WR	JR	12	8	753	0	629	1390	115.83	100	13.90
56.	Brian Edwards, Harvard	WR	JR	10	81	864	205	7	1157	115.70	79	14.65
57.	Lerron Moore, Western Ky.	RB	SO	13	1490	4	0	0	1494	114.92	275	5.43

Rank, Player	Pos	Cl	G	Rush	Rec	PR	KOR	Yards	Yds/		
									Gm	Plays	Ydspl
58. Brian Bratton, Furman	WR	JR	11	156	596	0	502	1254	114.00	90	13.93
59. Cody Pratt, Southwest Mo. St.	RB	JR	11	1223	28	0	0	1251	113.73	256	4.89
60. Steve Smith, Sam Houston St.	RB	SO	11	454	123	0	673	1250	113.64	155	8.06
61. Sam Dorsett, Robert Morris	RB	SR	10	1064	45	0	0	1109	110.90	234	4.74
62. Terrance Freeney, Northern Iowa	RB	SO	12	1261	61	0	0	1322	110.17	311	4.25
63. Jason Jones, Drake	WR	JR	12	40	1267	-6	14	1315	109.58	86	15.29
64. Jason Peebler, Massachusetts	WR	JR	11	-2	1003	0	186	1187	107.91	60	19.78
64. Martin Gibson, Villanova	RB	SO	11	689	89	0	409	1187	107.91	137	8.66
66. Dan Castles, Pennsylvania	WR	JR	10	4	1067	0	1	1072	107.20	73	14.68
67. Gaven Varner, East Tenn. St.	RB	SR	12	1199	86	0	0	1285	107.08	288	4.46
68. Tony Tompkins, Stephen F. Austin	RB	SO	11	274	583	234	82	1173	106.64	122	9.61
69. Emery Beckles, Idaho St.	DB	SR	9	47	97	377	400	952	105.78	58	16.41
70. Alonzo Coleman, Hampton	RB	FR	11	1147	12	0	0	1159	105.36	246	4.71
71. Germaine Bennett, Delaware	RB	SR	16	1625	31	16	0	1672	104.50	325	5.14
72. Michael Sparks, Southwest Mo. St.	WR	JR	11	0	277	477	394	1148	104.36	81	14.17
73. Richard Carter, Northern Iowa	RB	JR	13	859	210	0	287	1356	104.31	187	7.25
74. Londre Blocker, Stony Brook	WR	JR	10	40	716	0	287	1043	104.30	67	15.57
75. Michel Warfield, Duquesne	WR	JR	11	0	1147	0	0	1147	104.27	51	22.49
76. Steve Baylark, Massachusetts	RB	SO	13	1177	166	0	0	1343	103.31	290	4.63
77. Jon Veach, Princeton	TB	JR	10	642	219	0	168	1029	102.90	172	5.98
78. Rich Musinski, William & Mary	WR	SR	10	16	888	103	20	1027	102.70	83	12.37
79. Nicholas Wells, Alabama A&M	WR	SR	12	33	533	272	394	1232	102.67	87	14.16
80. Pete Athans, Sacred Heart	DB	SR	11	0	0	265	789	1126	102.36	63	17.87
81. Jeremiah Bonds, Alabama A&M	RB	SR	12	1097	23	0	107	1227	102.25	215	5.71
82. Dennis Calacione, Iona	WR	SO	11	-5	1122	0	0	1117	101.55	54	20.69
83. John Kellner, Cornell	WR	SR	10	62	582	213	158	1015	101.50	92	11.03
83. Nehemiah Broughton, Citadel	RB	JR	10	776	239	0	0	1015	101.50	185	5.49
85. Kijana Thomas, Charleston So.	DB	JR	12	44	15	8	114	1215	101.25	69	17.61
86. Aaron Dunklin, Charleston So.	WR	SR	12	16	1025	0	168	1209	100.75	93	13.00
87. Eric Kimble, Eastern Wash.	WR	SO	10	243	417	132	209	1001	100.10	109	9.18
87. Sean Mayers, St. Peter's	RB	SO	10	986	15	0	0	1001	100.10	200	5.01
89. Keldrick Williams, Alabama St.	RB	SO	13	1210	90	0	0	1300	100.00	211	6.16
90. Steven Hargrove, William & Mary	RB	SO	9	139	259	0	499	897	99.67	69	13.00
91. Chris Foster, Gardner-Webb	RB	SR	12	923	188	0	82	1193	99.42	206	5.79
92. Muhammad Abdulqaadir, Southern Ill.	RB	SR	11	1041	52	0	0	1093	99.36	191	5.72
93. Hindley Brigham, Furman	RB	SR	11	1042	50	0	0	1092	99.27	186	5.87
94. Rashaud Palmer, Elon	RB	SR	11	920	79	38	51	1088	98.91	257	4.23
95. Monte Anthony, Norfolk St.	RB	FR	12	462	38	18	664	1182	98.50	157	7.53
95. Tim Gale, Northeastern	RB	SR	12	1061	121	0	0	1182	98.50	201	5.88
97. Quintin Mitchell, Northeastern	WR	JR	12	19	628	292	237	1176	98.00	78	15.08
97. Aundres Perkins, Coastal Caro.	RB	FR	9	863	19	0	0	882	98.00	151	5.84
99. Josh Cayson, Youngstown St.	OL	SO	12	707	40	0	428	1175	97.92	161	7.30
100. Jake Shields, Indiana St.	RB	JR	9	825	52	0	0	877	97.44	167	5.25

Points Responsible For

Rank, Player	Pos	Cl	G	Pass		Tot Pts	Tot RFr	Tot PtsGm
				Cnv	TD			
1. Eric Rasmussen, San Diego	QB	SR	10	2	35	0	214	21.40
2. David Macchi, Valparaiso	QB	SR	12	1	38	26	256	21.33
3. Quincy Richard, Southern U.	QB	SR	13	1	33	66	266	20.46
4. Bruce Eugene, Grambling	QB	JR	12	1	34	36	242	20.17
5. Alvin Cowan, Yale	QB	SR	10	0	22	42	174	17.40
6. Mike Mitchell, Pennsylvania	QB	SR	9	0	26	0	156	17.33
7. Ramon Nelson, Samford	QB	JR	11	2	23	40	182	16.55
8. Jason Murrietta, Northern Ariz.	QB	FR	13	0	29	36	210	16.15
9. David Caudill, Morehead St.	QB	SR	11	3	22	30	168	15.27
10. Martin Hankins, Southeastern La.	QB	FR	12	0	30	0	180	15.00
11. Niel Loebig, Duquesne	QB	JR	11	3	25	6	162	14.73
12. Mike Granieri, New Hampshire	QB	JR	12	3	22	36	174	14.50
13. Connor Jostes, Drake	QB	SO	10	1	21	14	142	14.20
13. Lang Campbell, William & Mary	QB	JR	10	1	22	8	142	14.20
15. Marko Glavic, Lafayette	QB	SR	11	0	21	30	156	14.18
16. Donald Carrie, Alcorn St.	QB	JR	12	0	24	24	168	14.00
17. Nick Roberts, Gardner-Webb	QB	SO	12	0	20	42	162	13.50
18. Erik Meyer, Eastern Wash.	QB	SO	11	1	20	26	148	13.45
19. Mark Hetherington, Idaho St.	QB	JR	11	2	23	4	146	13.27
20. Jeff Krohn, Massachusetts	QB	SR	13	1	28	2	172	13.23
21. Allen Suber, Bethune-Cookman	QB	SR	12	0	12	86	158	13.17
22. Barrick Nealy, Texas St.	QB	SO	12	5	21	20	156	13.00
23. Andy Hall, Delaware	QB	SR	16	0	25	50	200	12.50
24. Jeff Otis, Columbia	QB	JR	10	1	17	20	124	12.40
25. Russ Michna, Western Ill.	QB	SR	13	1	21	32	160	12.31
26. Evan Harney, San Diego	RB	FR	10	0	0	122	122	12.20
27. Chris Peterson, Cal Poly	QB	SR	10	0	15	30	120	12.00
27. Kevin Eakin, Fordham	QB	SR	12	0	23	6	144	12.00
29. Ben Dougherty, Florida A&M	QB	JR	11	1	13	50	130	11.82
29. Mike Sturgill, Jacksonville	QB	SO	11	1	20	8	130	11.82
31. Rob Giancola, Valparaiso	WR	JR	12	0	0	140	140	11.67
32. Chris Brown, Colgate	QB	JR	16	0	22	54	186	11.63
33. Bryson Rosser, Tennessee St.	QB	JR	10	0	18	8	116	11.60

Rank, Player	Pos	Cl	G	Pass		Tot Pts	Tot RFr	Tot PtsGm
				Cnv	TD			
34. Ron Whitcomb, Maine	QB	FR	11	0	21	0	126	11.45
35. Joe Casamento, Villanova	QB	JR	10	0	14	30	114	11.40
36. Richie William, Appalachian St.	QB	SO	11	1	14	38	124	11.27
37. Charlie Rittgers, Dartmouth	QB	SO	10	1	15	18	110	11.00
37. T.J. Moriarty, Stony Brook	QB	JR	10	2	11	40	110	11.00
39. Jamaal Branch, Colgate	RB	JR	16	0	0	174	174	10.88
40. Jared Allen, Fla. Atlantic	QB	JR	14	2	24	2	150	10.71
41. Tarvaris Jackson, Alabama St.	QB	SO	13	0	18	30	138	10.62
42. Kirwin Watson, Fordham	RB	SR	12	0	0	126	126	10.50
43. Joe Wisner, Portland St.	QB	JR	11	0	16	18	114	10.36
43. Billy Brieden, Iona	QB	SR	11	0	15	24	114	10.36
43. Gary Jones, Albany (N.Y.)	RB	SR	11	0	0	114	114	10.36
46. Joel Sambursky, Southern Ill.	QB	SO	12	1	14	38	124	10.33
47. Tom Petrie, Northern Iowa	QB	JR	13	1	18	22	132	10.15
47. Travis Glasford, Western Ill.	RB	SO	13	0	1	126	132	10.15
49. Joe McCourt, Lafayette	RB	JR	11	0	1	104	110	10.00
50. Alonzo Coleman, Hampton	RB	FR	11	0	0	108	108	9.82
51. Drew Geyer, Robert Morris	QB	SO	9	1	11	20	88	9.78
52. Travis Lulay, Montana St.	QB	SO	13	0	12	54	126	9.69
52. Justin Haddix, Western Ky.	QB	FR	13	0	13	48	126	9.69
54. Shawn Brady, Northeastern	QB	JR	12	1	17	12	116	9.67
55. Kyle Slager, Brown	QB	SR	10	2	13	14	96	9.60
55. Nick Hartigan, Brown	RB	SO	10	0	0	96	96	9.60
57. Timothy Frazier, Hampton	QB	SR	9	2	11	16	86	9.56
58. Chris Snyder, Montana	K	SR	13	0	0	124	124	9.54
59. Matt Guice, Eastern Ky.	QB	JR	12	0	16	18	114	9.50
59. Scott Pendarvis, McNeese St.	QB	JR	12	0	18	6	114	9.50
61. Robert Kent, Jackson St.	QB	SR	12	1	15	20	112	9.33
61. Aundres Perkins, Coastal Caro.	RB	FR	9	0	0	84	84	9.33
63. Johnathan Wilson, VMI	QB	FR	12	0	12	36	108	9.00
63. Clinton Graham, Stony Brook	RB	JR	10	0	0	90	90	9.00
63. Brian Gauthier, Western Caro.	QB	SR	12	3	14	18	108	9.00
63. John O'Neill, Holy Cross	QB	SO	12	0	18	0	108	9.00
63. Matt Lange, Western Ky.	K	SR	13	0	0	117	117	9.00
68. Kyle Keating, Lehigh	QB	JR	11	0	16	0	96	8.73
68. Efre Hill, Samford	WR	JR	11	0	1	90	96	8.73

Rank, Player	Pos	Cl	G	Cnv	TD	Pts	Tot RFr	Tot PtsGm	Rank, Player	Pos	Cl	G	Cnv	TD	Pts	Tot RFr	Tot PtsGm
68. Brandon Staley, Dayton	QB	JR	11	0	8	48	96	8.73	81. Lejominick Washington, Morgan St.	QB	SR	11	0	7	46	88	8.00
71. Terrance Freeney, Northern Iowa	RB	SO	12	0	1	98	104	8.67	81. Maurice Mullins, Jacksonville St.	QB	SO	12	0	7	54	96	8.00
72. John Troost, Yale	K	JR	10	0	0	84	84	8.40	81. Javarus Dudley, Fordham	WR	SR	12	0	0	96	96	8.00
72. Matt Verbit, Princeton	QB	JR	10	0	13	6	84	8.40	81. Andrew Crawford, Georgetown	QB	JR	12	0	16	0	96	8.00
74. Ed Marynowitz, La Salle	QB	SO	11	4	13	6	92	8.36	81. Willie Simmons, Citadel	QB	SR	12	0	13	18	96	8.00
74. Scott Dolch, Central Conn. St.	QB	JR	11	1	15	0	92	8.36	81. Michael Williams, Stephen F. Austin	QB	JR	10	0	11	14	80	8.00
76. Leon McCampbell, South Carolina St.	QB	SR	12	1	15	8	100	8.33	92. Germaine Bennett, Delaware	RB	SR	16	0	0	126	126	7.88
77. Justin Langan, Western Ill.	K	JR	13	1	1	100	108	8.31	93. Aaron Marshall, Youngstown St.	QB	SO	12	1	12	20	94	7.83
78. Damion White, Davidson	QB	JR	9	1	12	0	74	8.22	93. Davon Vinson, Northwestern St.	QB	SO	12	1	8	44	94	7.83
79. A.J. Porter, Southwest Mo. St.	QB	SO	10	1	13	2	82	8.20	95. Dan Castles, Pennsylvania	WR	JR	10	0	0	78	78	7.80
80. Mike Hilliard, Duquesne	RB	SR	11	0	0	90	90	8.18	95. Sam Mathews, Pennsylvania	RB	SO	10	0	0	78	78	7.80
81. Clifton Dawson, Harvard	RB	FR	9	0	0	72	72	8.00	95. Adam Hannula, San Diego	QB	SO	10	0	0	78	78	7.80
81. Johnathan Taylor, Drake	RB	SR	12	0	0	96	96	8.00	98. Paul Ernster, Northern Ariz.	K	JR	13	0	0	101	101	7.77
81. Anthony Doria, St. Francis (Pa.)	QB	FR	10	1	12	6	80	8.00	99. John Marino, McNeese St.	K	JR	12	0	0	93	93	7.75
81. R.J. Harvey, New Hampshire	RB	JR	12	0	0	96	96	8.00	100. Charles Anthony, Tennessee St.	RB	JR	12	0	0	92	92	7.67
81. Bryson Spinner, Richmond	QB	SR	9	0	10	12	72	8.00	100. Jeremiah Bonds, Alabama A&M	RB	SR	12	0	0	92	92	7.67
									100. Jeremy Hershey, Idaho St.	K	SR	12	0	0	92	92	7.67

Total Receiving Yards

Rank, Player	Pos	Cl	G	Ct	Yds	TDs	Rec/Gm	Yds/Ct	Yds/Gm
1. Rob Giancola, Valparaiso	WR	JR	12	57	1496	23	4.75	26.25	124.67
2. Javarus Dudley, Fordham	WR	SR	12	101	1439	14	8.42	14.25	119.92
3. Efre Hill, Samford	WR	JR	11	92	1387	15	8.36	15.08	126.09
4. Jason Jones, Drake	WR	JR	12	75	1267	14	6.25	16.89	105.58
5. Ari Confesor, Holy Cross	WR	SR	12	90	1213	9	7.50	13.48	101.08
6. Clarence Moore, Northern Ariz.	WR	SR	13	64	1197	12	4.92	18.70	92.08
7. Adam Hannula, San Diego	QB	SO	10	72	1161	13	7.20	16.13	116.10
8. Michel Warfield, Duquesne	WR	JR	11	51	1147	14	4.64	22.49	104.27
9. Johnny Marshall, Northern Ariz.	WR	SR	13	80	1146	7	6.15	14.33	88.15
10. Luke Graham, Colgate	WR	JR	16	77	1140	8	4.81	14.81	71.25
11. Kevin Knutson, Valparaiso	WR	JR	12	74	1139	6	6.17	15.39	94.92
12. Anthony Crissinger-Hill, Fla. Atlantic	TE	JR	14	74	1134	9	5.29	15.32	81.00
13. Dennis Calacione, Iona	WR	SO	11	53	1122	10	4.82	21.17	102.00
14. Luke McArdle, Georgetown	WR	SR	11	63	1118	12	5.73	17.75	101.64
15. C.J. Johnson, Tennessee St.	WR	SR	12	57	1106	11	4.75	19.40	92.17
16. Andre Ralston, Eastern Ky.	WR	SO	12	59	1082	9	4.92	18.34	90.17
17. Dan Castles, Pennsylvania	WR	JR	10	71	1067	13	7.10	15.03	106.70
18. Alonzo Nix, Chattanooga	WR	JR	12	90	1060	7	7.50	11.78	88.33
19. Aaron Dunklin, Charleston So.	WR	SR	12	79	1025	6	6.58	12.97	85.42
20. Jason Peebler, Massachusetts	WR	JR	11	50	1003	13	4.55	20.06	91.18
21. Jerome Mathis, Hampton	WR	JR	11	41	993	9	3.73	24.22	90.27
22. Fred Amey, Sacramento St.	WR	JR	10	56	989	5	5.60	17.66	98.90
23. Barrett Johnson, Davidson	WR	SR	11	62	980	9	5.64	15.81	89.09
24. William Andrews, Gardner-Webb	WR	SR	12	76	975	13	6.33	12.83	81.25
25. Jason Galloway, Towson	WR	SR	12	52	950	6	4.33	18.27	79.17
26. Cory Parks, Northeastern	WR	SO	12	56	947	11	4.67	16.91	78.92
27. Casey Rooney, Western Ky.	QB	SR	13	52	946	5	4.00	18.19	72.77
28. Tramon Douglas, Grambling	WR	SR	11	77	917	10	7.00	11.91	83.36
29. Dwayne Smith, Illinois St.	WR	SR	12	63	916	6	5.25	14.54	76.33
30. Lamont Seward, Western Caro.	WR	SR	12	74	915	4	6.17	12.36	76.25
31. Marques Colston, Hofstra	WR	JR	12	51	910	7	4.25	17.84	75.83
32. Guy Smith, Marist	WR	SO	10	56	905	4	5.60	16.16	90.50
33. Nick Garton, San Diego	WR	SO	10	48	902	12	4.80	18.79	90.20
34. Chris Davis, Southern U.	WR	SR	13	56	897	8	4.31	16.02	69.00
34. Ricky Bryant, Hofstra	WR	SR	12	60	897	3	5.00	14.95	74.75
36. Sean Simmons, Wagner	WR	SR	11	74	894	7	6.73	12.08	81.27
37. B.J. Sams, McNeese St.	WR	SR	12	63	889	7	5.25	14.11	74.08
38. Rich Musinski, William & Mary	WR	SR	10	63	888	7	6.30	14.10	88.80
39. Sale' Key, Idaho St.	WR	JR	12	58	882	8	4.83	15.21	73.50
40. Wade Fletcher, Columbia	TE	JR	10	59	874	9	5.90	14.81	87.40
41. Lorenza Hill, Brown	WR	SO	10	76	869	5	7.60	11.43	86.90
42. Brian Edwards, Harvard	WR	JR	10	47	864	8	4.70	18.38	86.40
43. Alfred Ard, Southern U.	WR	JR	13	50	863	11	3.85	17.26	66.38
44. Jay Barnard, Dartmouth	WR	SR	10	70	861	5	7.00	12.30	86.10
45. Deandre Green, Murray St.	WR	SR	11	57	847	6	5.18	14.86	77.00
46. John Zabel, La Salle	WR	SO	11	38	846	8	3.45	22.26	76.91
46. Ralph Delsardo, Morehead St.	WR	SR	11	45	846	5	4.09	18.80	76.91
48. Adam Bergen, Lehigh	TE	JR	11	70	840	6	6.36	12.00	76.36
49. J.B. Gerald, Colgate	WR	SR	16	74	832	7	4.63	11.24	52.00
50. Rod Miller, Florida A&M	WR	JR	12	71	829	6	5.92	11.68	69.08
50. Howard Gilmore, Norfolk St.	WR	SR	11	47	829	5	4.27	17.64	75.36
52. B.J. Szymanski, Princeton	WR	JR	10	44	823	4	4.40	18.70	82.30
53. Christian Pereira, Maine	WR	JR	11	52	820	10	4.73	15.77	74.55
54. Kyler Randall, Eastern Wash.	WR	SR	11	64	813	3	5.82	12.70	73.91
54. Ralph Plumb, Yale	WR	JR	9	59	813	7	6.56	13.78	90.33
54. Chad Lucas, Alabama St.	WR	SR	13	47	813	5	3.62	17.30	62.54
57. Nate Lawrie, Yale	TE	SR	10	72	810	3	7.20	11.25	81.00
58. Eddie Galles, Northern Iowa	WR	SR	13	42	804	4	3.23	19.14	61.85
59. Miles Austin, Monmouth	WR	SO	12	44	796	12	3.67	18.09	66.33
60. Steven Taylor, St. Peter's	WR	SR	10	65	791	5	6.50	12.17	79.10

Rank, Player	Pos	Cl	G	Ct	Yds	TDs	Rec/ Gm	Yds/ Ct	Yds/ Gm
61. K.R. Carpenter, Texas St.....	WR	SO	12	60	780	7	5.00	13.00	65.00
62. Roosevelt Bynes, Fla. Atlantic.....	WR	JR	14	47	772	9	3.36	16.43	55.14
63. Tim Manning, Jackson St.....	WR	SR	12	50	770	8	4.17	15.40	64.17
64. Tavarus Morgan, South Carolina St...	WR	FR	12	70	765	7	5.83	10.93	63.75
65. Reggie Gray, Western Ill.....	WR	SO	13	44	764	8	3.38	17.36	58.77
66. Yardon Brantley, Duquesne.....	WR	SR	11	42	755	5	3.82	17.98	68.64
67. Jeremy Grier, Chattanooga.....	WR	JR	12	62	753	2	5.17	12.15	62.75
68. Harold Leath, Florida Int'l.....	WR	JR	12	42	741	3	3.50	17.64	61.75
69. Blair Morrison, Princeton.....	WR	SR	10	50	734	3	5.00	14.68	73.40
70. Steven Rush, Southwest Mo. St.....	WR	JR	11	35	720	7	3.18	20.57	65.45
71. Londre Blocker, Stony Brook.....	WR	JR	10	48	716	7	4.80	14.92	71.60
71. Corvin Johnson, Alcorn St.....	WR	JR	12	48	716	8	4.00	14.92	59.67
71. David Boler, Delaware.....	WR	SO	13	60	716	9	4.62	11.93	55.08
74. Moses Harris, Grambling.....	WR	JR	11	50	713	6	4.55	14.26	64.82
74. Eric Weems, Bethune-Cookman.....	WR	FR	12	44	713	6	3.67	16.20	59.42
76. Britt Brodhead, McNeese St.....	WR	SR	10	35	709	6	3.50	20.26	70.90
76. Chance Dennis, Stephen F. Austin.....	WR	FR	11	29	709	6	2.64	24.45	64.45
78. Pat Curran, Austin Peay.....	WR	JR	11	56	707	3	5.09	12.63	64.27
79. J.J. Outlaw, Villanova.....	WR	SO	11	54	704	2	4.91	13.04	64.00
80. Terrence Hall, Western Ill.....	WR	SR	13	46	701	4	3.54	15.24	53.92
81. Randy Vulakovich, Duquesne.....	WR	SR	11	65	698	1	5.91	10.74	63.45
82. Casey Cramer, Dartmouth.....	TE	SR	10	58	695	6	5.80	11.98	69.50
82. Justin DeFour, Weber St.....	WR	SR	12	34	695	9	2.83	20.44	57.92
82. Scott Turnquist, Montana St.....	WR	SR	13	56	695	7	4.31	12.41	53.46
85. Reginald Glover, Alabama St.....	WR	JR	13	34	693	5	2.62	20.38	53.31
86. Travis Lewis, Jacksonville.....	WR	SR	11	29	688	4	2.64	23.72	62.55
87. Ryan Brown, Portland St.....	WR	JR	11	30	685	6	2.73	22.83	62.27
88. Albert Marquardt, Bucknell.....	WR	SR	12	35	682	4	2.92	19.49	56.83
89. Sterling Haywad, Appalachian St.....	WR	SR	11	41	681	4	3.73	16.61	61.91
90. Travis Chmelka, Columbia.....	WR	SO	10	57	667	3	5.70	11.70	66.70
91. Taurean Stephens, Tenn.-Martin.....	WR	FR	12	66	665	3	5.50	10.08	55.42
92. Brett Fowler, Idaho St.....	WR	SR	11	46	660	9	4.18	14.35	60.00
93. Brent Little, Southern Ill.....	WR	SO	12	36	641	6	3.00	17.81	53.42
94. Joe Phillips, Pennsylvania.....	WR	SR	10	48	640	2	4.80	13.33	64.00
95. DeVon Fowlkes, Appalachian St.....	WR	JR	11	39	639	6	3.55	16.38	58.09
96. Michael Reeder, Western Caro.....	WR	JR	12	58	638	3	4.83	11.00	53.17
96. Tim Abney, Grambling.....	WR	SR	12	38	638	6	3.17	16.79	53.17
98. Jarrod Fuller, Sam Houston St.....	WR	JR	9	48	636	1	5.33	13.25	70.67
99. Joe Pierce, Eastern Wash.....	WR	SR	11	44	632	8	4.00	14.36	57.45
100. James Norris, Western Ill.....	WR	JR	10	35	629	1	3.50	17.97	62.90

Pass Completions Per Game

Rank, Player	Pos.	Cl.	G	Att	Cmp	Int	CPct	Yds	Yds/ Att	Yds/ Cmp	TD	Com/ pgm
1. Martin Hankins, Southeastern La.....	QB	FR	12	592	35	19	59.63	3537	5.97	10.02	30	29.42
2. Bruce Eugene, Grambling.....	QB	JR	12	528	28	13	53.98	3808	7.21	13.36	34	23.75
3. Alvin Cowan, Yale.....	QB	SR	10	381	22	7	59.58	2994	7.86	13.19	22	22.70
4. Mike Mitchell, Pennsylvania.....	QB	SR	9	319	20	7	62.70	2470	7.74	12.35	26	22.22
5. Ramon Nelson, Samford.....	QB	JR	11	408	24	9	59.31	2759	6.76	11.40	23	22.00
6. Kyle Slager, Brown.....	QB	SR	10	359	21	13	61.00	2399	6.68	10.95	13	21.90
7. Jeff Otis, Columbia.....	QB	JR	10	372	21	13	58.33	2552	6.86	11.76	17	21.70
8. Ben Dougherty, Florida A&M.....	QB	JR	11	368	23	9	63.59	2502	6.80	10.69	13	21.27
9. Marko Glavic, Lafayette.....	QB	SR	11	390	22	16	58.72	2725	6.99	11.90	21	20.82
10. Kevin Eakin, Fordham.....	QB	SR	12	407	24	13	60.69	3054	7.50	12.36	23	20.58
11. Brian Gaiher, Western Caro.....	QB	SR	12	418	24	17	58.85	2717	6.50	11.04	14	20.50
12. Joe Casamento, Villanova.....	QB	JR	10	299	20	10	68.23	2038	6.82	9.99	14	20.40
13. Barrick Nealy, Texas St.....	QB	SO	12	473	24	17	50.74	3129	6.62	13.04	21	20.00
14. David Macchi, Valparaiso.....	QB	SR	12	412	23	10	57.77	3763	9.13	15.81	38	19.83
15. Quincy Richard, Southern U.....	QB	SR	13	389	25	15	65.81	3427	8.81	13.39	33	19.69
16. Mike Granieri, New Hampshire.....	QB	JR	12	387	23	8	60.98	2599	6.72	11.01	22	19.67
17. Eric Rasmussen, San Diego.....	QB	SR	10	318	19	3	61.32	2982	9.38	15.29	35	19.50
18. Niel Loebig, Duquesne.....	QB	JR	11	351	20	17	58.97	3086	8.79	14.91	25	18.82
19. Connor Jostes, Drake.....	QB	SO	10	331	18	10	56.80	2646	7.99	14.07	21	18.80
20. Jason Murrietta, Northern Ariz.....	QB	FR	13	412	24	12	58.98	3472	8.43	14.29	29	18.69
21. Travis Lulay, Montana St.....	QB	SO	13	406	23	11	58.62	2568	6.33	10.79	12	18.31
22. Lang Campbell, William & Mary.....	QB	JR	10	285	18	7	63.86	2296	8.06	12.62	22	18.20
23. Mark Hetherington, Idaho St.....	QB	JR	11	338	19	10	58.58	2526	7.47	12.76	23	18.00
24. John O'Neill, Holy Cross.....	QB	SO	12	373	21	10	57.64	2539	6.81	11.81	18	17.92
25. Charlie Rittgers, Dartmouth.....	QB	SO	10	312	17	9	56.73	2138	6.85	12.08	15	17.70
26. Matt Verbit, Princeton.....	QB	JR	10	327	17	7	53.21	2499	7.64	14.36	13	17.40
27. Joe Wiser, Portland St.....	QB	JR	11	335	18	17	56.42	2497	7.45	13.21	16	17.18
28. Jeff Krohn, Massachusetts.....	QB	SR	13	422	22	15	52.84	2961	7.02	13.28	28	17.15
29. Ed Marynowitz, La Salle.....	QB	SO	11	349	18	20	53.58	2557	7.33	13.67	13	17.00
29. David Caudill, Morehead St.....	QB	SR	11	338	18	11	55.33	2660	7.87	14.22	22	17.00
31. Nick Roberts, Gardner-Webb.....	QB	SO	12	338	20	12	60.06	2201	6.51	10.84	20	16.92
32. Ron Whitcomb, Maine.....	QB	FR	11	329	18	10	56.53	2428	7.38	13.05	21	16.91
33. T.J. Moriarty, Stony Brook.....	QB	JR	10	290	16	10	58.28	1929	6.65	11.41	11	16.90
34. Josh Padrick, Florida Int'l.....	QB	SO	11	367	18	12	49.86	2493	6.79	13.62	12	16.64
35. Russ Michna, Western Ill.....	QB	SR	13	371	21	14	56.87	3160	8.52	14.98	21	16.23
36. Erik Meyer, Eastern Wash.....	QB	SO	11	281	17	3	62.63	2301	8.19	13.07	20	16.00
37. Vinnie Miroth, Chattanooga.....	QB	JR	12	301	19	17	63.12	2011	6.68	10.58	10	15.83

Rank, Player	Pos.	Cl.	G	Att	Cmp	Int	CPct	Yds	Yds/Att	Yds/Cmp	TD	Com/pgm
38. Jared Allen, Fla. Atlantic	QB	JR	14	346	21	9	63.01	3003	8.68	13.78	24	15.57
39. Robert Kent, Jackson St.	QB	SR	12	361	18	14	50.27	2273	6.30	12.35	15	15.33
40. David Bateman, Wagner	QB	JR	11	334	16	10	50.30	1925	5.76	11.46	14	15.27
41. Donald Carrie, Alcorn St.	QB	JR	12	340	18	18	53.53	2851	8.39	15.66	24	15.17
42. Collin Drafts, Charleston So.	QB	FR	12	329	18	13	55.02	1977	6.01	10.92	11	15.08
43. Bryson Spinner, Richmond	QB	SR	9	250	13	11	54.00	1712	6.85	12.68	10	15.00
43. Anthony Doria, St. Francis (Pa.)	QB	FR	10	286	15	16	52.45	1663	5.81	11.09	12	15.00
45. D.J. Busch, Cornell	QB	SR	8	227	11	8	51.98	1320	5.81	11.19	7	14.75
46. Andy Hall, Delaware	QB	SR	16	378	23	7	61.90	2764	7.31	11.81	25	14.63
47. Andrew Harris, Eastern Ill.	QB	SO	11	264	16	7	60.61	1456	5.52	9.10	8	14.55
48. Andre Harris, St. Peter's	QB	SR	10	291	14	16	49.48	1415	4.86	9.83	7	14.40
48. Jack Tomco, Southeast Mo. St.	QB	SR	10	249	14	8	57.83	1814	7.29	12.60	8	14.40
50. Mike Souza, Illinois St.	QB	SR	12	334	17	14	51.50	2101	6.29	12.22	12	14.33
51. Jesse Kellogg, Austin Peay	QB	SO	11	309	15	13	50.81	1809	5.85	11.52	8	14.27
52. Johnathan Wilson, VMI	QB	FR	12	296	16	8	56.76	2260	7.64	13.45	12	14.00
53. Chris Brown, Colgate	QB	JR	16	395	22	15	56.46	2832	7.17	12.70	22	13.94
54. Mike Sturgill, Jacksonville	QB	SO	11	297	14	8	50.17	2060	6.94	13.83	20	13.55
55. Chris Peterson, Cal Poly	QB	SR	10	222	13	3	60.81	1798	8.10	13.32	15	13.50
56. Leon McCampbell, South Carolina St.	QB	SR	12	301	15	16	52.82	1847	6.14	11.62	15	13.25
56. Matt Guice, Eastern Ky.	QB	JR	12	283	15	10	56.18	2266	8.01	14.25	16	13.25
58. Billy Brieden, Iona	QB	SR	11	307	14	16	46.58	2362	7.69	16.52	15	13.00
59. Willie Simmons, Citadel	QB	SR	12	299	15	12	50.84	1862	6.23	12.25	13	12.67
59. Bo Moore, Furman	QB	JR	9	178	11	7	64.04	1412	7.93	12.39	7	12.67
61. Tom Petrie, Northern Iowa	QB	JR	13	293	16	7	55.63	2357	8.04	14.46	18	12.54
62. Andrew English, Hofstra	QB	JR	10	227	12	12	55.07	1438	6.33	11.50	6	12.50
63. Jake Schiff, Indiana St.	QB	FR	9	202	11	10	54.95	1290	6.39	11.62	5	12.33
64. Tarvaris Jackson, Alabama St.	QB	SO	13	314	16	13	50.96	2342	7.46	14.64	18	12.31
65. Scott Dolch, Central Conn. St.	QB	JR	11	276	13	10	48.19	1903	6.89	14.31	15	12.09
66. James Luft, Marist	QB	JR	10	236	12	11	50.85	1527	6.47	12.73	6	12.00
67. Matt LeZotte, James Madison	QB	JR	12	239	14	11	59.83	1753	7.33	12.26	13	11.92
67. Andrew Crawford, Georgetown	QB	JR	12	267	14	13	53.56	1967	7.37	13.76	16	11.92
69. Scott Pendarvis, McNeese St.	QB	JR	12	244	14	6	58.20	2186	8.96	15.39	18	11.83
70. Keon Frazier, Delaware St.	QB	SR	10	242	11	9	48.76	1314	5.43	11.14	8	11.80
70. Ryan Zimmerman, Southern Utah	QB	FR	10	230	11	9	51.30	1248	5.43	10.58	7	11.80
72. Casey Rehrer, Southern Utah	QB	JR	9	222	10	8	47.30	1147	5.17	10.92	9	11.67
73. Drew Geyer, Robert Morris	QB	SO	9	193	10	6	52.33	1451	7.52	14.37	11	11.22
74. Shawn Brady, Northeastern	QB	JR	12	243	13	8	54.73	1972	8.12	14.83	17	11.08
75. Travis Tobaben, Sam Houston St.	QB	JR	11	210	12	10	57.62	1350	6.43	11.16	9	11.00
76. Stephen Hatchell, Murray St.	QB	JR	12	249	13	9	52.61	1441	5.79	11.00	7	10.92
77. Richie William, Appalachian St.	QB	SO	11	204	12	5	58.82	1621	7.95	13.51	14	10.91
78. Anthony Melzi, Towson	QB	SO	10	221	10	11	49.32	1589	7.19	14.58	9	10.90
79. Timothy Frazier, Hampton	QB	SR	9	204	97	11	47.55	1586	7.77	16.35	11	10.78
80. Blake Mori, Sacramento St.	QB	SO	10	199	10	11	52.76	1233	6.20	11.74	7	10.50
81. Brian Boland, Monmouth	QB	FR	12	218	12	10	55.96	1482	6.80	12.15	11	10.17
81. Davon Vinson, Northwestern St.	QB	SO	12	241	12	4	50.62	1542	6.40	12.64	8	10.17
83. Dontrell Leonard, Norfolk St.	QB	JR	11	224	11	4	49.11	1497	6.68	13.61	7	10.00
84. Kyle Keating, Lehigh	QB	JR	11	179	10	5	60.89	1419	7.93	13.02	16	9.91
85. Carl Meadows, East Tenn. St.	QB	SO	10	208	98	4	47.12	1142	5.49	11.65	10	9.80
86. Bryson Rosser, Tennessee St.	QB	JR	10	194	97	6	50.00	1458	7.52	15.03	18	9.70
87. Joel Sambursky, Southern Ill.	QB	SO	12	202	11	6	56.93	1667	8.25	14.50	14	9.58
88. Marcus Moreno, Howard	QB	JR	10	180	93	11	51.67	972	5.40	10.45	5	9.30
89. Aaron Marshall, Youngstown St.	QB	SO	12	224	11	8	49.55	1316	5.88	11.86	12	9.25
90. Zeke Dixon, Stephen F. Austin	QB	SO	9	146	83	3	56.85	1257	8.61	15.14	7	9.22
91. Brandon Staley, Dayton	QB	JR	11	169	10	8	59.17	1617	9.57	16.17	8	9.09
92. Clyde Tullis, Savannah St.	QB	SO	12	239	10	16	45.61	1429	5.98	13.11	8	9.08
93. John Pierce, Ark.-Pine Bluff	QB	JR	11	236	98	11	41.53	1359	5.76	13.87	12	8.91
94. Bob Farmer, Butler	QB	SO	10	164	89	10	54.27	1072	6.54	12.04	4	8.90
95. A.J. Porter, Southwest Mo. St.	QB	SO	10	168	88	5	52.38	1373	8.17	15.60	13	8.80
96. Justin Haddix, Western Ky.	QB	FR	13	223	11	7	50.67	1875	8.41	16.59	13	8.69
97. Damion White, Davidson	QB	JR	9	157	78	10	49.68	1266	8.06	16.23	12	8.67
98. Johnny Keith, Alabama A&M	QB	SO	12	208	10	7	49.52	1543	7.42	14.98	9	8.58
99. Riley Walker, Tennessee St.	QB	JR	10	168	80	10	47.62	1235	7.35	15.44	6	8.00
100. Gerred Lunnon, Texas Southern	QB	SR	11	153	87	3	56.86	725	4.74	8.33	2	7.91

Punt Returns

(Minimum 1.2 Punt Returns Per Game)

Rank, Player	Pos	Cl	G	PRet	Yds	TD	Yds/Ret	Ret/Gm
1. James Norris, Western Ill.	WR	JR	10	15	287	1	19.13	1.50
2. Emery Beckles, Idaho St.	DB	SR	9	23	377	1	16.39	2.56
3. Donnie Rose, Central Conn St.	DB	JR	11	17	267	1	15.71	1.55
4. Corey Smith, Montana St.	WR	SR	13	35	545	4	15.57	2.69
5. Leonard Goolsby, South Carolina St.	RB	SR	12	26	404	0	15.54	2.17
6. Fred Akon, Mississippi Val.	WR	SR	11	21	323	0	15.38	1.91
7. Arel Gordon, Maine	WR	FR	11	15	222	1	14.80	1.36
8. Darrell Jones, Cal Poly	WR	JR	11	34	470	3	13.82	3.09
9. Toby Zeigler, Northwestern St.	WR	SO	11	30	413	0	13.77	2.73
10. Dante Ross, Bucknell	DB	SO	10	17	233	1	13.71	1.70
11. Jason Coleman, Tenn.-Martin	DB	SO	11	14	190	0	13.57	1.27
12. Fred Amey, Sacramento St.	WR	JR	10	18	242	1	13.44	1.80

Rank, Player	Pos	Cl	G	PRet	Yds	TD	Yds/Ret	Ret/Gm
13. Luke McArdle, Georgetown	WR	SR	11	38	506	0	13.32	3.45
14. Jermaine Pugh, Lehigh	RB	SR	11	19	245	0	12.89	1.73
15. Antonio Scaife, Southeast Mo St.	WR	FR	12	17	216	0	12.71	1.42
16. Greg Moss, Florida Int'l	DB	JR	12	24	303	1	12.63	2.00
17. Marquay McDaniel, Hampton	WR	SO	11	41	514	0	12.54	3.73
18. Sidney Haugabrook, Delaware	DB	JR	16	35	433	1	12.37	2.19
19. Michael Sparks, Southwest Mo St.	WR	JR	11	39	477	0	12.23	3.55
20. Levander Segars, Montana	DB	JR	12	42	513	2	12.21	3.50
21. Antonio Veals, Western Ky.	DB	SR	12	27	328	0	12.15	2.25
22. William DeShazo, Morgan St.	RB	JR	10	21	255	1	12.14	2.10
23. Chris Cowan, Dayton	DB	JR	10	24	291	0	12.13	2.40
24. Travis Chmelka, Columbia	WR	SR	10	18	216	1	12.00	1.80
25. Justin Walterschied, Southern Utah	WR	JR	11	25	291	0	11.64	2.27
26. Johnny Marshall, Northern Ariz.	WR	SR	13	34	395	1	11.62	2.62
27. David Plaisance, Nicholls St.	RB	JR	11	15	174	0	11.60	1.36
28. Corey Alexander, Texas Southern	DB	JR	11	26	300	0	11.54	2.36

Rank	Player	Pos	Cl	G	PRet	Yds	TD	Yds/Ret	Ret/Gm
29.	James Robinson, Tennessee Tech	DB	SR	9	18	197	0	10.94	2.00
30.	Quintin Mitchell, Northeastern...	WR	JR	12	27	292	0	10.81	2.25
31.	DeVonFowlkes, Appalachian St.	WR	JR	11	26	279	0	10.73	2.36
32.	Pete Athans, Sacred Heart.....	DB	SR	11	25	265	1	10.60	2.27
33.	Brendan Ferrigno, Portland St. ...	WR	FR	11	19	198	0	10.42	1.73
34.	Bernard Campbell, Sam Houston St.....	WR	JR	11	23	238	0	10.35	2.09
35.	Tony Tompkins, Stephen F. Austin	RB	SO	11	23	234	0	10.17	2.09
36.	Cortez Thompson, James Madison	DB	JR	12	22	223	1	10.14	1.83
37.	Efrem Hill, Samford.....	WR	JR	11	21	209	0	9.95	1.91
38.	Lonnie Teagle, Alcorn St.....	WR	JR	12	33	327	0	9.91	2.75
39.	Curtis DeLoatch, N.C. A&T.....	DB	SR	13	27	267	0	9.89	2.08
39.	B.J. Sams, McNeese St.....	WR	SR	12	27	267	1	9.89	2.25
41.	Brandon Matano, Siena.....	CB	FR	11	14	138	1	9.86	1.27
42.	J.J. Outlaw, Villanova.....	WR	SO	11	27	261	0	9.67	2.45
43.	Teddy Craft, Ga. Southern.....	WR	SO	11	14	134	0	9.57	1.27
44.	Eric Kimble, Eastern Wash.....	WR	SO	10	14	132	0	9.43	1.40
45.	Xavier Butler, Bethune-Cookman	WR	JR	12	26	245	1	9.42	2.17
46.	Adrian Hall, Liberty.....	WR	JR	11	18	169	0	9.39	1.64
47.	Lewis Barr, Ga. Southern.....	DB	SO	11	21	197	0	9.38	1.91
48.	Joe Phillips, Pennsylvania.....	WR	SR	10	15	136	0	9.07	1.50
49.	Craig Agee, Jacksonville St.....	WR	FR	12	30	268	0	8.93	2.50
50.	Nicholas Wells, Alabama A&M	WR	SR	12	31	272	1	8.77	2.58
51.	Gary Price, VMI.....	S	SO	12	19	165	0	8.68	1.58
52.	Justin Stepp, Furman.....	WR	SO	10	27	234	1	8.67	2.70
53.	Brian Edwards, Harvard.....	WR	JR	10	24	205	0	8.54	2.40
54.	Ryan Barno, Valparaiso.....	WR	SR	12	21	179	0	8.52	1.75
55.	Steve Costello, Massachusetts ...	DB	JR	10	18	152	0	8.44	1.80
55.	Ari Confesor, Holy Cross.....	WR	SR	12	18	152	0	8.44	1.50
57.	P.J. Collins, Yale.....	WR	SR	8	12	101	0	8.42	1.50
58.	Gavin Ng, San Diego.....	DB	SR	10	24	201	0	8.38	2.40
59.	Bo Tkach, Lehigh.....	WR	JR	10	15	125	0	8.33	1.50
60.	Allen Davis, East Tenn St.....	DB	JR	12	28	227	0	8.11	2.33
61.	Adam Francks, Pennsylvania.....	RB	SO	10	27	214	0	7.93	2.70
62.	Rich Musinski, William & Mary...	WR	SR	10	13	103	0	7.92	1.30
63.	Tyjuan Massey, Robert Morris...	WR	JR	10	17	134	0	7.88	1.70
64.	Carlos Wright, Tennessee St.	WR	SR	12	28	219	1	7.82	2.33

Rank	Player	Pos	Cl	G	PRet	Yds	TD	Yds/Ret	Ret/Gm
65.	Andrew Nowacki, Murray St. ...	WR	SR	12	21	163	0	7.76	1.75
66.	Stan Smith, Elon.....	WR	JR	10	12	91	0	7.58	1.20
67.	Ricky Bryant, Hofstra.....	WR	SR	12	22	165	0	7.50	1.83
68.	Jay Barnard, Dartmouth.....	WR	SR	10	13	96	0	7.38	1.30
69.	John Kellner, Cornell.....	WR	SR	10	29	213	0	7.34	2.90
70.	Greg Asplint, Iona.....	WR	SO	11	27	192	0	7.11	2.45
71.	Jason Galloway, Towson.....	WR	SR	12	28	197	0	7.04	2.33
72.	Brandon Stanford, Lafayette.....	WR	SO	11	25	174	0	6.96	2.27
73.	Freddie Middlebrooks, Delaware St.....	WR	SO	9	12	83	0	6.92	1.33
74.	J.B. Gerald, Colgate.....	WR	SR	16	38	259	0	6.82	2.38
75.	Josh Hubbard, Gardner-Webb..	DB	SO	10	22	149	0	6.77	2.20
76.	Jared Williams, Wagner.....	DB	SO	11	23	155	0	6.74	2.09
77.	Anthony Owens, Norfolk St.....	DB	SR	9	13	87	0	6.69	1.44
78.	Joe Walkins, Illinois St.....	WR	JR	10	22	146	0	6.64	2.20
79.	Lou Russo, La Salle.....	WR	FR	10	19	120	0	6.32	1.90
80.	Allen Ussin, Drake.....	RB	JR	11	22	138	1	6.27	2.00
81.	Greg Fields, Princeton.....	RB	SO	10	27	169	0	6.26	2.70
82.	Kyle Smith, Youngstown St.....	WR	SO	11	23	142	0	6.17	2.09
83.	Matt Prudenti, Fla. Atlantic.....	WR	SR	14	27	166	0	6.15	1.93
84.	Justin George, Southern Ill.....	DB	JR	11	16	95	0	5.94	1.45
85.	Jason Miller, Albany (N.Y.).....	WR	JR	11	20	117	0	5.85	1.82
86.	Shiel Wood, Wofford.....	WR	JR	12	18	104	0	5.78	1.50
87.	Michael Reeder, Western Caro.	WR	JR	12	17	97	0	5.71	1.42
88.	Justin Surrency, Northern Iowa..	WR	SO	13	36	198	0	5.50	2.77
88.	Julio Santiago, Jacksonville.....	WR	SO	11	20	110	0	5.50	1.82
90.	James Benson, Duquesne.....	DB	FR	11	17	90	0	5.29	1.55
91.	Harry Wilson, Richmond.....	WR	SO	11	17	88	0	5.18	1.55
92.	Jarvis Smith, Texas St.....	WR	SR	12	18	93	0	5.17	1.50
93.	Dewey Crayton, Weber St.....	DB	SO	10	29	149	0	5.14	2.90
94.	Bill Worfolk, Monmouth.....	WR	SR	12	34	173	0	5.09	2.83
95.	Pat Curran, Austin Peay.....	WR	JR	11	17	86	0	5.06	1.55
96.	Randall Hardy, Davidson.....	WR	SR	9	14	69	0	4.93	1.56
97.	David Bailey, New Hampshire..	WR	JR	11	17	77	0	4.53	1.55
98.	Joshua Anderson, Stony Brook..	WR	FR	10	28	121	0	4.32	2.80
99.	Jarrett Schreck, Brown.....	WR	SO	10	16	66	0	4.13	1.60
100.	Choni Francis, Southeastern La..	WR	JR	12	21	85	0	4.05	1.75

2003 Division I-AA Team Leaders

Rushing										
Rank	Team	G	Rsh	Net	Avg	TD	Ydspg	W	L	T
1.	Ga. Southern.....	11	664	3692	5.56	32	335.64	7	4	0
2.	Rhode Island.....	12	707	4005	5.66	27	333.75	4	8	0
3.	Nicholls St.....	11	616	3439	5.58	42	312.64	5	6	0
4.	Albany (N.Y.).....	11	568	3215	5.66	32	292.27	7	4	0
5.	Dayton.....	11	594	2914	4.91	40	264.91	9	2	0
6.	Southern Ill.....	12	618	3173	5.13	41	264.42	10	2	0
7.	Wofford.....	14	795	3616	4.55	43	258.29	12	2	0
8.	Western Ky.....	13	605	3155	5.21	34	242.69	9	4	0
9.	Northeastern.....	12	530	2909	5.49	34	242.42	8	4	0
10.	Bucknell.....	12	622	2908	4.68	26	242.33	6	6	0
10.	Illinois St.....	12	569	2908	5.11	25	242.33	6	6	0
12.	Jacksonville St.....	12	573	2905	5.07	31	242.08	8	4	0
13.	Furman.....	11	499	2437	4.88	23	221.55	6	5	0
14.	Bethune-Cookman ..	12	522	2646	5.07	29	220.50	9	3	0
15.	Liberty.....	12	542	2614	4.82	26	217.83	6	6	0
16.	Northwestern St.....	12	552	2613	4.73	34	217.75	6	6	0
17.	Harvard.....	10	484	2164	4.47	22	216.40	7	3	0
18.	Coastal Caro.....	11	500	2346	4.69	34	213.27	6	5	0
19.	Northern Iowa.....	13	646	2764	4.28	27	212.62	10	3	0
20.	Delaware.....	16	753	3322	4.41	43	207.63	15	1	0
21.	Colgate.....	16	752	3256	4.33	40	203.50	15	1	0
22.	Weber St.....	12	560	2439	4.36	21	203.25	8	4	0
23.	McNeese St.....	12	558	2406	4.31	26	200.50	10	2	0
24.	Morgan St.....	11	478	2186	4.57	23	198.73	6	5	0
25.	Jacksonville.....	11	494	2103	4.26	14	191.18	5	6	0
26.	Montana.....	13	620	2460	3.97	29	189.23	9	4	0
27.	Alabama St.....	13	495	2458	4.97	30	189.08	8	5	0
28.	Hampton.....	11	510	2045	4.01	30	185.91	7	4	0
29.	Southwest Mo. St.	11	475	2032	4.28	18	184.73	4	7	0
30.	Cal Poly.....	11	472	2022	4.28	18	183.82	7	4	0
31.	Texas St.....	12	472	2192	4.64	17	182.67	4	8	0
32.	Stony Brook.....	10	383	1814	4.74	24	181.40	6	4	0
33.	VMI.....	12	483	2172	4.50	26	181.00	6	6	0
34.	Alabama A&M.....	12	459	2154	4.69	31	179.50	8	4	0
35.	New Hampshire.....	12	512	2151	4.20	27	179.25	5	7	0
36.	Youngstown St.....	12	507	2146	4.23	19	178.83	5	7	0
37.	Drake.....	12	476	2138	4.49	18	178.17	6	6	0

Rank	Team	G	Rsh	Net	Avg	TD	Ydspg	W	L	T
38.	Yale.....	10	410	1724	4.20	20	172.40	6	4	0
39.	Pennsylvania.....	10	410	1708	4.17	15	170.80	10	0	0
40.	San Diego.....	10	400	1707	4.27	18	170.70	8	2	0
41.	Western Ill.....	13	542	2205	4.07	33	169.62	9	4	0
42.	Duquesne.....	11	432	1851	4.28	19	168.27	8	3	0
43.	South Carolina St.....	12	495	2011	4.06	26	167.58	8	4	0
44.	Stephen F. Austin ..	11	443	1835	4.14	19	166.82	7	4	0
45.	Citadel.....	12	498	2000	4.02	18	166.67	6	6	0
45.	Gardner-Webb.....	12	497	2000	4.02	20	166.67	8	4	0
47.	James Madison.....	12	531	1987	3.74	21	165.58	6	6	0
48.	Villanova.....	11	440	1818	4.13	20	165.27	7	4	0
49.	Morehead St.....	11	460	1815	3.95	18	165.00	8	3	0
50.	Tennessee Tech.....	11	427	1798	4.21	21	163.45	2	9	0
51.	Alcorn St.....	12	453	1957	4.32	18	163.08	7	5	0
52.	Brown.....	10	390	1623	4.16	19	162.30	5	5	0
53.	Siena.....	11	531	1760	3.31	8	160.00	0	11	0
54.	Howard.....	11	426	1740	4.08	12	158.18	4	7	0
55.	Texas Southern.....	11	465	1736	3.73	17	157.82	5	6	0
56.	Southern U.....	13	452	2002	4.43	30	154.00	12	1	0
57.	Maine.....	11	446	1675	3.76	15	152.27	6	5	0
58.	William & Mary.....	10	357	1522	4.26	9	152.20	5	5	0
59.	Tennessee St.....	12	445	1826	4.10	16	152.17	7	5	0
60.	Georgetown.....	12	492	1813	3.68	16	151.08	4	8	0
61.	Lafayette.....	11	414	1659	4.01	20	150.82	5	6	0
62.	Eastern Ky.....	12	486	1800	3.70	19	150.00	7	5	0
63.	Massachusetts.....	13	515	1934	3.76	16	148.77	10	3	0
64.	N.C. A&T.....	13	609	1920	3.15	18	147.69	10	3	0
65.	East Tenn. St.....	12	473							

Rank, Team	G	Rsh	Net	Avg	TD	Ydspg	W	L	T	Rank, Team	G	Rsh	Net	Avg	TD	Ydspg	W	L	T
78. Elon.....	12	502	1614	3.22	13	134.50	2	10	0	100. Lehigh.....	11	386	1282	3.32	10	116.55	8	3	0
79. Eastern Wash.	11	406	1460	3.60	18	132.73	6	5	0	101. Southeast Mo. St.	12	412	1386	3.36	17	115.50	5	7	0
80. Indiana St.	12	476	1579	3.32	10	131.58	3	9	0	102. Norfolk St.	12	445	1370	3.08	16	114.17	1	11	0
81. Eastern Ill.	12	451	1554	3.45	12	129.50	4	8	0	103. Idaho St.	12	385	1345	3.49	14	112.08	8	4	0
82. Valparaiso.....	12	416	1542	3.71	13	128.50	8	4	0	104. Holy Cross.....	12	394	1340	3.40	16	111.67	1	11	0
83. La Salle.....	11	354	1405	3.97	19	127.73	3	8	0	105. Columbia.....	10	322	1110	3.45	8	111.00	4	6	0
84. Fla. Atlantic.....	14	554	1788	3.23	17	127.71	11	3	0	106. Marist.....	10	394	1074	2.73	16	107.40	4	6	0
85. Davidson.....	11	424	1403	3.31	13	127.55	3	8	0	107. Samford.....	11	351	1180	3.36	14	107.27	7	4	0
86. Monmouth.....	12	521	1514	2.91	8	126.17	10	2	0	108. Hofstra.....	12	394	1261	3.20	13	105.08	2	10	0
87. Ark.-Pine Bluff.....	11	381	1383	3.63	10	125.73	4	7	0	109. Cornell.....	10	340	1020	3.00	7	102.00	1	9	0
88. Murray St.	12	473	1508	3.19	15	125.67	4	8	0	110. St. Francis (Pa.).....	10	387	1013	2.62	8	101.30	1	9	0
89. Iona.....	11	474	1371	2.89	18	124.64	6	5	0	111. Tenn.-Martin.....	12	457	1210	2.65	11	100.83	2	10	0
90. Sacred Heart.....	11	445	1354	3.04	20	123.09	6	5	0	112. Delaware St.	11	420	1081	2.57	8	98.27	1	10	0
91. Wagner.....	11	404	1344	3.33	13	122.18	6	5	0	113. Chattanooga.....	12	413	1063	2.57	11	88.58	3	9	0
92. St. Mary's (Cal.)....	12	515	1462	2.84	11	121.83	1	11	0	114. Savannah St.	12	449	1056	2.35	6	88.00	0	12	0
93. Southern Utah.....	11	362	1335	3.69	9	121.36	4	7	0	115. Portland St.	11	346	953	2.75	10	86.64	4	7	0
94. Central Conn. St. ...	11	407	1304	3.20	14	118.55	3	8	0	116. Jackson St.	12	380	897	2.36	8	74.75	2	10	0
95. Robert Morris.....	10	407	1183	2.91	12	118.30	6	4	0	117. Southeastern La.	12	267	893	3.34	10	74.42	5	7	0
96. Dartmouth.....	10	366	1181	3.23	11	118.10	5	5	0	118. Butler.....	11	382	801	2.10	8	72.82	2	9	0
97. Florida Int'l.....	12	363	1417	3.90	16	118.08	2	10	0	119. Mississippi Val.....	11	360	778	2.16	13	70.73	2	9	0
97. Western Caro.	12	390	1417	3.63	15	118.08	5	7	0	120. Prairie View.....	10	329	682	2.07	4	68.20	1	9	0
99. Sacramento St.	11	387	1290	3.33	14	117.27	2	9	0	121. Charleston So.	12	408	736	1.80	8	61.33	1	11	0

Passing Offense

Rank, School	G	Att	Com	Int	Pct	Yds	YdsAtt	TD	Yds/Gm	IPct	YdCp	W	L	T
1. Grambling.....	12	538	291	14	54.09	3862	7.18	34	321.8	2.60	13.27	9	3	0
2. Valparaiso.....	12	422	241	10	57.11	3828	9.07	39	319.0	2.37	15.88	8	4	0
3. Southeastern La.	12	621	373	20	60.06	3788	6.10	32	315.7	3.22	10.16	5	7	0
4. San Diego.....	10	341	208	4	61.00	3126	9.17	35	312.6	1.17	15.03	8	2	0
5. Yale.....	10	385	230	7	59.74	3073	7.98	23	307.3	1.82	13.36	6	4	0
6. Idaho St.	12	512	300	17	58.59	3595	7.02	31	299.6	3.32	11.98	8	4	0
7. Duquesne.....	11	357	211	17	59.10	3159	8.85	27	287.2	4.76	14.97	8	3	0
8. Northern Ariz.	13	449	262	14	58.35	3660	8.15	30	281.5	3.12	13.97	9	4	0
9. Samford.....	11	428	256	9	59.81	2986	6.98	26	271.5	2.10	11.66	7	4	0
10. Columbia.....	10	394	229	13	58.12	2701	6.86	17	270.1	3.30	11.79	4	6	0
11. Southern U.	13	403	261	16	64.76	3481	8.64	33	267.8	3.97	13.34	12	1	0
12. Pennsylvania.....	10	356	220	10	61.80	2674	7.51	28	267.4	2.81	12.15	10	0	0
13. Southeast Mo. St.	12	448	268	15	59.82	3188	7.12	12	265.7	3.35	11.90	5	7	0
14. Drake.....	12	397	215	13	54.16	3143	7.92	25	261.9	3.27	14.62	6	6	0
15. Texas St.	12	474	240	17	50.63	3129	6.60	21	260.8	3.59	13.04	4	8	0
16. Fordham.....	12	420	255	14	60.71	3105	7.39	23	258.8	3.33	12.18	9	3	0
17. Lafayette.....	11	398	236	16	59.30	2795	7.02	23	254.1	4.02	11.84	5	6	0
18. Holy Cross.....	12	452	249	12	55.09	3014	6.67	24	251.2	2.65	12.10	1	11	0
19. Hofstra.....	12	427	229	25	53.63	3002	7.03	16	250.2	5.85	13.11	2	10	0
20. Princeton.....	10	327	174	7	53.21	2499	7.64	13	249.9	2.14	14.36	2	8	0
21. Eastern Wash.	11	355	221	5	62.25	2720	7.66	22	247.3	1.41	12.31	6	5	0
22. Western Ill.	13	387	216	14	55.81	3211	8.30	23	247.0	3.62	14.87	9	4	0
23. Brown.....	10	382	231	14	60.47	2463	6.45	14	246.3	3.66	10.66	5	5	0
24. Harvard.....	10	285	161	12	56.49	2454	8.61	21	245.4	4.21	15.24	7	3	0
25. Lehigh.....	11	378	216	12	57.14	2699	7.14	27	245.4	3.17	12.50	8	3	0
26. Alcorn St.	12	351	188	18	53.56	2932	8.35	25	244.3	5.13	15.60	7	5	0
27. Fla. Atlantic.....	14	385	249	9	64.68	3418	8.88	29	244.1	2.34	13.73	11	3	0
28. Villanova.....	11	386	258	12	66.84	2680	6.94	20	243.6	3.11	10.39	7	4	0
29. Morehead St.	11	340	188	11	55.29	2663	7.83	22	242.1	3.24	14.16	8	3	0
30. Eastern Ky.	12	377	210	13	55.70	2897	7.68	21	241.4	3.45	13.80	7	5	0
31. Dartmouth.....	10	371	208	11	56.06	2404	6.48	15	240.4	2.96	11.56	5	5	0
32. Western Caro.	12	443	257	19	58.01	2877	6.49	14	239.8	4.29	11.19	5	7	0
33. New Hampshire ..	12	416	253	10	60.82	2821	6.78	25	235.1	2.40	11.15	5	7	0
34. Chattanooga.....	12	444	268	22	60.36	2814	6.34	11	234.5	4.95	10.50	3	9	0
35. Florida A&M.....	12	417	257	13	61.63	2798	6.71	15	233.2	3.12	10.89	6	6	0
36. La Salle.....	11	350	187	20	53.43	2557	7.31	13	232.5	5.71	13.67	3	8	0
37. Massachusetts.....	13	433	228	15	52.66	3011	6.95	28	231.6	3.46	13.21	10	3	0
38. William & Mary ..	10	288	183	7	63.54	2306	8.01	22	230.6	2.43	12.60	5	5	0
39. Florida Int'l.....	12	415	212	12	51.08	2757	6.64	14	229.8	2.89	13.00	2	10	0
40. Tennessee St.	12	380	184	16	48.42	2755	7.25	25	229.6	4.21	14.97	7	5	0
41. Portland St.	11	340	189	18	55.59	2497	7.34	16	227.0	5.29	13.21	4	7	0
42. McNeese St.	12	318	182	9	57.23	2692	8.47	22	224.3	2.83	14.79	10	2	0
43. Maine.....	11	334	189	10	56.59	2467	7.39	21	224.3	2.99	13.05	6	5	0
44. Stephen F. Austin ..	11	265	157	9	59.25	2462	9.29	21	223.8	3.40	15.68	7	4	0
45. Southern Utah.....	11	457	226	17	49.45	2456	5.37	17	223.3	3.72	10.87	4	7	0
46. Sam Houston St.	11	392	210	21	53.57	2453	6.26	14	223.0	5.36	11.68	2	9	0
47. Iona.....	11	318	148	17	46.54	2445	7.69	16	222.3	5.35	16.52	6	5	0
48. Cornell.....	10	399	202	13	50.63	2167	5.43	9	216.7	3.26	10.73	1	9	0
49. Jacksonville.....	11	343	170	10	49.56	2360	6.88	21	214.5	2.92	13.88	5	6	0
50. Davidson.....	11	354	166	22	46.89	2351	6.64	18	213.7	6.21	14.16	3	8	0
51. Sacramento St.	11	350	186	14	53.14	2328	6.65	16	211.6	4.00	12.52	2	9	0
52. Tenn.-Martin.....	12	428	251	11	58.64	2509	5.86	14	209.1	2.57	10.00	2	10	0
52. VMI.....	12	308	179	8	58.12	2509	8.15	15	209.1	2.60	14.02	6	6	0
54. Richmond.....	11	336	187	15	55.65	2278	6.78	12	207.1	4.46	12.18	2	9	0
54. Robert Morris.....	10	270	148	10	54.81	2067	7.66	15	206.7	3.70	13.97	6	4	0

Rank	School	G	Att	Com	Int	Pct	Yds	YdsAtt	TD	Yds/Gm	IPct	YdCp	W	L	T
56.	Charleston So.	12	419	219	16	52.27	2453	5.85	13	204.4	3.82	11.20	1	11	0
57.	Stony Brook	10	302	175	10	57.95	2031	6.73	12	203.1	3.31	11.61	6	4	0
58.	Jackson St.	12	418	206	18	49.28	2413	5.77	16	201.1	4.31	11.71	2	10	0
59.	Alabama St.	13	347	176	14	50.72	2610	7.52	22	200.8	4.03	14.83	8	5	0
60.	Montana St.	13	407	239	11	58.72	2580	6.34	12	198.5	2.70	10.79	7	6	0
61.	St. Francis (Pa.)	10	323	172	18	53.25	1976	6.12	15	197.6	5.57	11.49	1	9	0
62.	Gardner-Webb	12	367	220	15	59.95	2339	6.37	22	194.9	4.09	10.63	8	4	0
63.	South Carolina St.	12	355	189	20	53.24	2326	6.55	19	193.8	5.63	12.31	8	4	0
64.	Ark.-Pine Bluff	11	352	155	21	44.03	2117	6.01	14	192.5	5.97	13.66	4	7	0
65.	Towson	12	319	160	13	50.16	2307	7.23	13	192.3	4.08	14.42	6	6	0
66.	Georgetown	12	306	162	16	52.94	2293	7.49	19	191.1	5.23	14.15	4	8	0
67.	Northeastern	12	272	151	9	55.51	2273	8.36	19	189.4	3.31	15.05	8	4	0
68.	Butler	11	344	179	21	52.03	2045	5.94	7	185.9	6.10	11.42	2	9	0
69.	Tennessee Tech	11	318	167	19	52.52	2025	6.37	10	184.1	5.97	12.13	2	9	0
70.	Cal Poly	11	261	148	4	56.70	2022	7.75	17	183.8	1.53	13.66	7	4	0
71.	Delaware	16	404	245	7	60.64	2937	7.27	27	183.6	1.73	11.99	15	1	0
72.	Hampton	11	287	131	13	45.64	2012	7.01	16	182.9	4.53	15.36	7	4	0
73.	Alabama A&M	12	348	164	18	47.13	2192	6.30	11	182.7	5.17	13.37	8	4	0
74.	Northern Iowa	13	297	164	7	55.22	2367	7.97	19	182.1	2.36	14.43	10	3	0
75.	Colgate	16	402	227	15	56.47	2869	7.14	23	179.3	3.73	12.64	15	1	0
76.	Montana	13	326	185	14	56.75	2315	7.10	15	178.1	4.29	12.51	9	4	0
77.	Illinois St.	12	345	177	14	51.30	2132	6.18	12	177.7	4.06	12.05	6	6	0
78.	Marist	10	276	137	13	49.64	1776	6.43	9	177.6	4.71	12.96	4	6	0
79.	Murray St.	12	368	193	16	52.45	2121	5.76	11	176.8	4.35	10.99	4	8	0
80.	Mississippi Val.	11	352	167	14	47.44	1929	5.48	8	175.4	3.98	11.55	2	9	0
81.	Southwest Mo. St.	11	276	141	10	51.09	1925	6.97	16	175.0	3.62	13.65	4	7	0
81.	Wagner	11	334	168	10	50.30	1925	5.76	14	175.0	2.99	11.46	6	5	0
83.	Central Conn. St.	11	278	133	12	47.84	1903	6.85	15	173.0	4.32	14.31	3	8	0
84.	Norfolk St.	12	339	157	11	46.31	2057	6.07	8	171.4	3.24	13.10	1	11	0
85.	Weber St.	12	254	134	9	52.76	2036	8.02	17	169.7	3.54	15.19	8	4	0
86.	Austin Peay	11	320	161	13	50.31	1859	5.81	8	169.0	4.06	11.55	4	7	0
86.	James Madison	12	260	152	13	58.46	2028	7.80	15	169.0	5.00	13.34	6	6	0
88.	Dayton	11	195	117	8	60.00	1849	9.48	10	168.1	4.10	15.80	9	2	0
89.	N.C. A&T	13	296	136	8	45.95	2150	7.26	10	165.4	2.70	15.81	10	3	0
90.	Citadel	12	309	157	13	50.81	1959	6.34	13	163.3	4.21	12.48	6	6	0
90.	Eastern Ill.	12	368	220	10	59.78	1959	5.32	11	163.3	2.72	8.90	4	8	0
92.	Furman	11	225	140	9	62.22	1793	7.97	8	163.0	4.00	12.81	6	5	0
93.	Delaware St.	11	321	157	13	48.91	1773	5.52	13	161.2	4.05	11.29	1	10	0
94.	Monmouth	12	277	152	12	54.87	1925	6.95	18	160.4	4.33	12.66	10	2	0
95.	Morgan St.	11	291	116	11	39.86	1763	6.06	13	160.3	3.78	15.20	6	5	0
96.	Appalachian St.	11	239	135	7	56.49	1760	7.36	16	160.0	2.93	13.04	7	4	0
97.	Northwestern St.	12	309	152	8	49.19	1901	6.15	11	158.4	2.59	12.51	6	6	0
98.	St. Peter's	10	306	151	16	49.35	1549	5.06	8	154.9	5.23	10.26	2	8	0
99.	Savannah St.	12	340	143	25	42.06	1831	5.39	9	152.6	7.35	12.80	0	12	0
100.	Western Ky.	13	229	119	7	51.97	1974	8.62	13	151.8	3.06	16.59	9	4	0
101.	Southern Ill.	12	221	123	7	55.66	1806	8.17	17	150.5	3.17	14.68	10	2	0
102.	Bethune-Cookman	12	247	122	10	49.39	1792	7.26	17	149.3	4.05	14.69	9	3	0
103.	Liberty	12	297	145	12	48.82	1765	5.94	9	147.1	4.04	12.17	6	6	0
104.	Prairie View	10	286	152	15	53.15	1407	4.92	7	140.7	5.24	9.26	1	9	0
105.	Youngstown St.	12	284	143	11	50.35	1685	5.93	14	140.4	3.87	11.78	5	7	0
106.	Indiana St.	12	286	136	16	47.55	1634	5.71	8	136.2	5.59	12.01	3	9	0
107.	Sacred Heart	11	232	110	9	47.41	1497	6.45	10	136.1	3.88	13.61	6	5	0
108.	Bucknell	12	170	99	5	58.24	1545	9.09	7	128.8	2.94	15.61	6	6	0
109.	St. Mary's (Cal.)	12	290	147	28	50.69	1422	4.90	5	118.5	9.66	9.67	1	11	0
110.	East Tenn. St.	12	266	125	9	46.99	1403	5.27	11	116.9	3.38	11.22	5	7	0
111.	Howard	11	268	131	14	48.88	1249	4.66	7	113.5	5.22	9.53	4	7	0
112.	Texas Southern	11	278	160	9	57.55	1218	4.38	5	110.7	3.24	7.61	5	6	0
113.	Jacksonville St.	12	220	99	8	45.00	1277	5.80	8	106.4	3.64	12.90	8	4	0
114.	Elon	12	239	97	21	40.59	1095	4.58	2	91.3	8.79	11.29	2	10	0
115.	Coastal Caro.	11	215	91	10	42.33	1003	4.67	5	91.2	4.65	11.02	6	5	0
116.	Nicholls St.	11	107	53	3	49.53	975	9.11	7	88.6	2.80	18.40	5	6	0
117.	Albany (N.Y.)	11	182	74	11	40.66	933	5.13	7	84.8	6.04	12.61	7	4	0
118.	Rhode Island	12	145	73	10	50.34	987	6.81	6	82.3	6.90	13.52	4	8	0
119.	Ga. Southern	11	115	49	9	42.61	869	7.56	5	79.0	7.83	17.73	7	4	0
120.	Siena	11	158	51	11	32.28	733	4.64	3	66.6	6.96	14.37	0	11	0
121.	Wofford	14	116	63	8	54.31	771	6.65	6	55.1	6.90	12.24	12	2	0

Total Offense

Rank, School	G	Pl	Yds	Avg	TD	Yds/Gm	W	L	T
1. San Diego	10	741	4833	6.52	54	483.30	8	2	0
2. Yale	10	795	4797	6.03	45	479.70	6	4	0
3. Grambling	12	883	5585	6.33	57	465.42	9	3	0
4. Harvard	10	769	4618	6.01	45	461.80	7	3	0
5. Duquesne	11	789	5010	6.35	48	455.45	8	3	0
6. Valparaiso	12	838	5370	6.41	53	447.50	8	4	0
7. Texas St.	12	946	5321	5.62	42	443.42	4	8	0
8. Drake	12	873	5281	6.05	45	440.08	6	6	0
9. Pennsylvania	10	766	4382	5.72	44	438.20	10	0	0
10. Dayton	11	789	4763	6.04	53	433.00	9	2	0
11. Northeastern	12	802	5182	6.46	53	431.83	8	4	0
12. McNeese St.	12	876	5098	5.82	52	424.83	10	2	0
13. Northern Ariz.	13	100	5503	5.46	51	423.31	9	4	0
14. Southern U.	13	855	5483	6.41	70	421.77	12	1	0
15. Illinois St.	12	914	5040	5.51	39	420.00	6	6	0
16. Western Ill.	13	929	5416	5.83	61	416.62	9	4	0
17. Rhode Island	12	852	4992	5.86	39	416.00	4	8	0
18. Southern Ill.	12	839	4979	5.93	59	414.92	10	2	0
19. Ga. Southern	11	779	4561	5.85	39	414.64	7	4	0
20. New Hampshire	12	928	4972	5.36	54	414.33	5	7	0
21. Idaho St.	12	897	4940	5.51	49	411.67	8	4	0
22. Villanova	11	826	4498	5.45	43	408.91	7	4	0
23. Brown	10	772	4086	5.29	35	408.60	5	5	0
24. Alcorn St.	12	804	4889	6.08	47	407.42	7	5	0
25. Morehead St.	11	800	4478	5.60	43	407.09	8	3	0
26. Jacksonville	11	837	4463	5.33	36	405.73	5	6	0
27. Lafayette	11	812	4454	5.49	43	404.91	5	6	0
28. Nicholls St.	11	723	4414	6.11	53	401.27	5	6	0
29. Fordham	12	849	4762	5.61	51	396.83	9	3	0
30. Northern Iowa	13	943	5131	5.44	48	394.69	10	3	0
31. Western Ky.	13	834	5129	6.15	51	394.54	9	4	0
32. Eastern Ky.	12	863	4697	5.44	44	391.42	7	5	0
33. Delaware	16	115	6259	5.41	73	391.19	15	1	0
34. Stephen F. Austin	11	708	4297	6.07	43	390.64	7	4	0
35. Southeastern La.	12	888	4681	5.27	48	390.08	5	7	0
35. VMI	12	791	4681	5.92	44	390.08	6	6	0
37. Alabama St.	13	842	5068	6.02	57	389.85	8	5	0
38. Princeton	10	690	3888	5.63	26	388.80	2	8	0
39. Furman	11	724	4230	5.84	33	384.55	6	5	0
40. Stony Brook	10	685	3845	5.61	38	384.50	6	4	0
41. Colgate	16	115	6125	5.31	65	382.81	15	1	0
42. William & Mary	10	645	3828	5.93	35	382.80	5	5	0
43. Tennessee St.	12	825	4581	5.55	47	381.75	7	5	0
44. Southeast Mo. St.	12	860	4574	5.32	31	381.17	5	7	0
45. Columbia	10	716	3811	5.32	26	381.10	4	6	0
46. Massachusetts	13	948	4945	5.22	49	380.38	10	3	0
47. Eastern Wash.	11	761	4180	5.49	45	380.00	6	5	0
48. Samford	11	779	4166	5.35	44	378.73	7	4	0
49. Albany (N.Y.)	11	750	4148	5.53	42	377.09	7	4	0
50. Maine	11	780	4142	5.31	39	376.55	6	5	0
51. Northwestern St.	12	861	4514	5.24	50	376.17	6	6	0
52. Weber St.	12	814	4475	5.50	43	372.92	8	4	0
53. Florida A&M	12	858	4470	5.21	36	372.50	6	6	0
54. Fla. Atlantic	14	939	5206	5.54	52	371.86	11	3	0
55. Bucknell	12	792	4453	5.62	35	371.08	6	6	0
56. Bethune-Cookman	12	769	4438	5.77	50	369.83	9	3	0
57. Hampton	11	797	4057	5.09	48	368.82	7	4	0
58. Cal Poly	11	733	4044	5.52	42	367.64	7	4	0
59. Montana	13	946	4775	5.05	51	367.31	9	4	0
60. Liberty	12	839	4379	5.22	39	364.92	6	6	0

Rank, School	G	Pl	Yds	Avg	TD	Yds/Gm	W	L	T
61. Holy Cross	12	846	4354	5.15	43	362.83	1	11	0
62. Alabama A&M	12	807	4346	5.39	51	362.17	8	4	0
63. Lehigh	11	764	3981	5.21	42	361.91	8	3	0
64. Gardner-Webb	12	864	4339	5.02	44	361.58	8	4	0
65. South Carolina St.	12	850	4337	5.10	51	361.42	8	4	0
66. La Salle	11	704	3962	5.63	34	360.18	3	8	0
67. Southwest Mo. St.	11	751	3957	5.27	37	359.73	4	7	0
68. Morgan St.	11	769	3949	5.14	42	359.00	6	5	0
69. Sam Houston St.	11	808	3944	4.88	30	358.55	2	9	0
70. Dartmouth	10	737	3585	4.86	26	358.50	5	5	0
71. Western Caro.	12	833	4294	5.15	32	357.83	5	7	0
72. Hofstra	12	821	4263	5.19	29	355.25	2	10	0
73. Richmond	11	785	3855	4.91	25	350.45	2	9	0
74. Jacksonville St.	12	793	4182	5.27	42	348.50	8	4	0
75. Florida Int'l	12	778	4174	5.37	33	347.83	2	10	0
76. Tennessee Tech	11	745	3823	5.13	33	347.55	2	9	0
77. Iona	11	792	3816	4.82	36	346.91	6	5	0
78. Southern Utah	11	819	3791	4.63	30	344.64	4	7	0
79. Montana St.	13	865	4464	5.16	44	343.38	7	6	0
80. Georgetown	12	798	4106	5.15	37	342.17	4	8	0
81. Davidson	11	778	3754	4.83	31	341.27	3	8	0
82. James Madison	12	791	4015	5.08	39	334.58	6	6	0
83. Citadel	12	807	3959	4.91	33	329.92	6	6	0
84. Sacramento St.	11	737	3618	4.91	33	328.91	2	9	0
85. Towson	12	853	3934	4.61	35	327.83	6	6	0
86. Robert Morris	10	677	3250	4.80	33	325.00	6	4	0
87. Chattanooga	12	857	3877	4.52	24	323.08	3	9	0
88. Youngstown St.	12	791	3831	4.84	35	319.25	5	7	0
89. Cornell	10	739	3187	4.31	17	318.70	1	9	0
90. Ark.-Pine Bluff	11	733	3500	4.77	28	318.18	4	7	0
91. Portland St.	11	686	3450	5.03	29	313.64	4	7	0
92. Wofford	14	911	4387	4.82	53	313.36	12	2	0
93. N.C. A&T	13	905	4070	4.50	36	313.08	10	3	0
94. Austin Peay	11	709	3438	4.85	27	312.55	4	7	0
95. Tenn.-Martin	12	885	3719	4.20	26	309.92	2	10	0
96. Coastal Caro.	11	715	3349	4.68	42	304.45	6	5	0
97. Murray St.	12	841	3629	4.32	27	302.42	4	8	0
98. St. Francis (Pa.)	10	710	2989	4.21	25	298.90	1	9	0
99. St. Peter's	10	691	2972	4.30	20	297.20	2	8	0
100. Wagner	11	738	3269	4.43	31	297.18	6	5	0
101. Appalachian St.	11	684	3256	4.76	31	296.00	7	4	0
102. Eastern Ill.	12	819	3513	4.29	28	292.75	4	8	0
103. Central Conn. St.	11	685	3207	4.68	31	291.55	3	8	0
104. Monmouth	12	798	3439	4.31	30	286.58	10	2	0
105. Norfolk St.	12	784	3427	4.37	27	285.58	1	11	0
106. Marist	10	670	2850	4.25	27	285.00	4	6	0
107. Jackson St.	12	798	3310	4.15	28	275.83	2	10	0
108. Howard	11	694	2989	4.31	28	271.73	4	7	0
109. Texas Southern	11	743	2954	3.98	26	268.55	5	6	0
110. Indiana St.	12	762	3213	4.22	20	267.75	3	9	0
111. Charleston So.	12	827	3189	3.86	21	265.75	1	11	0
112. East Tenn. St.	12	739	3175	4.30	36	264.58	5	7	0
113. Delaware St.	11	741	2854	3.85	25	259.45	1	10	0
114. Sacred Heart	11	677	2851	4.21	36	259.18	6	5	0
115. Butler	11	726	2846	3.92	16	258.73	2	9	0
116. Mississippi Val.	11	712	2707	3.80	23	246.09	2	9	0
117. Savannah St.	12	789	2887	3.66	15	240.58	0	12	0
118. St. Mary's (Cal.)	12	805	2884	3.58	22	240.33	1	11	0
119. Siena	11	689	2493	3.62	13	226.64	0	11	0
120. Elon	12	741	2709	3.66	16	225.75	2	10	0
121. Prairie View	10	615	2089	3.40	12	208.90	1	9	0

Scoring Offense

Rank, Team	G	Pts	Avg	TD	Kxp	Oxp	Dkx	Dox	FG	Sf	W	L	T
1. Southern U.	13	520	40.00	70	60	2	0	0	10	3	12	1	0
2. San Diego	10	399	39.90	54	44	2	0	0	9	0	8	2	0
3. Grambling	12	439	36.58	57	51	2	0	0	12	3	9	3	0
4. Southern Ill.	12	437	36.42	59	47	2	0	0	10	1	10	2	0
5. Dayton	11	400	36.36	53	46	2	0	0	10	1	9	2	0
6. Western Ill.	13	472	36.31	61	53	2	0	0	15	2	9	4	0
7. Yale	10	354	35.40	45	39	0	0	0	15	0	6	4	0
8. Nicholls St.	11	389	35.36	53	44	1	0	0	7	2	5	6	0
9. Delaware	16	555	34.69	73	64	1	0	0	17	0	15	1	0
10. Pennsylvania	10	346	34.60	44	41	1	0	0	13	0	10	0	0
11. Northeastern	12	414	34.50	53	51	1	0	0	13	2	8	4	0
12. New Hampshire	12	406	33.83	54	47	3	1	0	9	0	5	7	0
12. Valparaiso	12	406	33.83	53	40	2	0	0	14	1	8	4	0
14. McNeese St.	12	405	33.75	52	45	0	0	0	16	0	10	2	0
15. Alabama St.	13	434	33.38	57	53	0	0	0	13	0	8	5	0

Rank, Team	G	Pts	Avg	TD	Kxp	Oxp	Dkx	Dox	FG	Sf	W	L	T
17. Montana	13	430	33.08	51	47	1	0	0	25	0	9	4	0
18. Western Ky.	13	427	32.85	51	48	0	0	0	23	2	9	4	0
19. Idaho St.	12	394	32.83	49	38	3	0	0	18	1	8	4	0
20. Fordham	12	386	32.17	51	47	0	0	0	11	0	9	3	0
20. Northwestern St.	12	386	32.17	50	45	1	0	0	13	0	6	6	0
22. Hampton	11	351	31.91	48	36	2	1	0	7	0	7	4	0
23. Samford	11	350	31.82	44	39	2	0	1	13	1	7	4	0
24. Harvard	10	317	31.70	45	31	1	0	0	4	1	7	3	0
25. Northern Ariz.	13	409	31.46	51	47	1	0	0	18	0	9	4	0
26. Duquesne	11	345	31.36	48	33	3	0	0	6	0	8	3	0
27. Bethune-Cookman	12	376	31.33	50	45	1	1	0	9	0	9	3	0
28. Eastern Wash.	11	344	31.27	45	40	2	0	0	10	0	6	5	0
29. Stephen F. Austin	11	343	31.18	43	40	1	0	0	13	2	7	4	0
30. Southeastern La.	12	369	30.75	48	34	1	0	0	15	0	5	7	0
31. South Carolina St.	12	364	30.33	51	37	2	0	0	5	1	8	4	0
32. Alcorn St.	12	361	30.08	47	38	1	0	0	13	0	7	5	0
33. Colgate	16	480	30.00	65	56	0	0	0	10	2	15	1	0
33. Northern Iowa	13	390	30.00	48	40	3	0	0	18	1	10	3	0
33. Lehigh	11	330	30.00	42	40	0	0	0	12	1	8	3	0
36. VMI	12	359	29.92	44	40	1	1	0	17	0	6	6	0
37. Morehead St.	11	327	29.73	43	36	3	0	0	9	0	8	3	0
38. Tennessee St.	12	348	29.00	47	39	3	0	0	5	3	7	5	0
39. Eastern Ky.	12	347	28.92	44	41	0	0	0	14	0	7	5	0
40. Morgan St.	11	318	28.91	42	30	5	0	0	8	1	6	5	0
41. Fla. Atlantic	14	404	28.86	52	48	2	0	0	12	2	11	3	0
42. Cal Poly	11	316	28.73	42	36	2	0	0	6	3	7	4	0
43. William & Mary	10	287	28.70	35	30	4	0	0	13	0	5	5	0
44. Lafayette	11	315	28.64	43	35	2	0	0	6	0	5	6	0
45. Villanova	11	314	28.55	43	36	1	0	0	6	0	7	4	0
46. Drake	12	342	28.50	45	36	2	0	0	10	1	6	6	0
47. Stony Brook	10	284	28.40	38	31	2	0	0	7	0	6	4	0
48. Massachusetts	13	368	28.31	49	43	1	0	0	9	1	10	3	0
49. Ga. Southern	11	311	28.27	39	36	0	0	0	13	1	7	4	0
50. Coastal Caro.	11	309	28.09	42	37	0	0	0	6	1	6	5	0
51. Gardner-Webb	12	335	27.92	44	34	2	0	0	9	3	8	4	0
52. Wofford	14	383	27.36	53	48	1	0	0	5	0	12	2	0
53. Albany (N.Y.)	11	299	27.18	42	36	0	0	0	3	1	7	4	0
54. Weber St.	12	325	27.08	43	37	0	0	0	10	0	8	4	0
55. Maine	11	297	27.00	39	38	0	0	0	7	2	6	5	0
56. Illinois St.	12	318	26.50	39	35	0	0	0	15	2	6	6	0
57. Jacksonville St.	12	316	26.33	42	29	0	0	0	11	1	8	4	0
58. Texas St.	12	315	26.25	42	32	5	0	0	7	0	4	8	0
59. Southwest Mo. St.	11	288	26.18	37	31	1	0	0	11	0	4	7	0
60. Holy Cross	12	312	26.00	43	33	0	0	0	7	0	1	11	0
60. Sacred Heart	11	286	26.00	36	30	2	0	0	12	0	6	5	0
62. Rhode Island	12	309	25.75	39	37	1	0	0	12	0	4	8	0
63. James Madison	12	307	25.58	39	35	0	0	0	12	1	6	6	0
64. Liberty	12	306	25.50	39	33	2	0	0	11	1	6	6	0
65. Montana St.	13	330	25.38	44	36	2	0	0	8	1	7	6	0
66. Furman	11	278	25.27	33	32	0	0	0	16	0	6	5	0
67. Robert Morris	10	246	24.60	33	25	1	0	0	7	0	6	4	0
68. Brown	10	244	24.40	35	28	2	0	0	0	1	5	5	0
69. Jacksonville	11	268	24.36	36	27	1	0	0	7	1	5	6	0
70. Iona	11	267	24.27	36	29	1	0	0	6	1	6	5	0
71. Bucknell	12	284	23.67	35	26	2	0	0	14	1	6	6	0
72. Youngstown St.	12	281	23.42	35	30	1	0	0	13	0	5	7	0
73. Florida A&M	12	278	23.17	36	22	2	0	0	12	0	6	6	0
74. Appalachian St.	11	252	22.91	31	29	1	0	0	11	1	7	4	0
75. N.C. A&T	13	294	22.62	36	27	1	0	0	15	2	10	3	0
76. Georgetown	12	271	22.58	37	29	0	1	0	6	0	4	8	0
76. Towson	12	271	22.58	35	30	0	0	0	9	2	6	6	0
78. East Tenn. St.	12	270	22.50	36	30	0	0	0	8	0	5	7	0
78. Florida Int'l	12	270	22.50	33	28	1	0	0	14	0	2	10	0
80. Davidson	11	246	22.36	31	24	2	0	0	10	1	3	8	0
81. Tennessee Tech	11	245	22.27	33	29	0	0	0	6	0	2	9	0
82. Southeast Mo. St.	12	262	21.83	31	31	0	0	0	15	0	5	7	0
83. Southern Utah	11	240	21.82	30	26	2	0	0	10	0	4	7	0
84. Citadel	12	261	21.75	33	29	1	0	0	10	1	6	6	0
85. Sam Houston St.	11	239	21.73	30	22	2	0	0	11	0	2	9	0
86. Sacramento St.	11	237	21.55	33	26	1	0	0	3	1	2	9	0
87. La Salle	11	233	21.18	34	16	4	1	0	1	0	3	8	0
88. Columbia	10	211	21.10	26	18	2	0	0	11	0	4	6	0
88. Dartmouth	10	211	21.10	26	17	1	0	0	12	0	5	5	0
90. Central Conn. St.	11	231	21.00	31	26	1	0	0	5	1	3	8	0
90. Wagner	11	231	21.00	31	23	1	0	0	6	1	6	5	0
92. Western Caro.	12	251	20.92	32	19	4	0	0	10	1	5	7	0
93. Hofstra	12	247	20.58	29	26	1	0	0	15	0	2	10	0
93. Monmouth	12	247	20.58	30	26	0	0	0	13	1	10	2	0
95. Princeton	10	204	20.40	26	19	1	0	0	9	0	2	8	0
96. Portland St.	11	220	20.00	29	25	0	0	0	7	0	4	7	0
97. Texas Southern	11	213	19.36	26	19	3	0	0	10	1	5	6	0
98. Ark.-Pine Bluff	11	211	19.18	28	19	0	0	0	8	0	4	7	0
99. Howard	11	208	18.91	28	19	3	0	0	5	0	4	7	0
100. Murray St.	12	225	18.75	27	24	0	0	0	13	0	4	8	0
101. Marist	10	187	18.70	27	19	0	0	0	2	0	4	6	0
102. Austin Peay	11	194	17.64	27	21	1	0	0	3	0	4	7	0
103. Eastern Ill.	12	210	17.50	28	21	0	0	0	7	0	4	8	0

Rank, Team	G	Pts	Avg	TD	Kxp	Oxp	Dkx	Dox	FG	Sf	W	L	T
104. Richmond	11	189	17.18	25	22	1	0	0	5	0	2	9	0
105. St. Francis (Pa.)	10	168	16.80	25	16	1	0	0	0	0	1	9	0
106. Jackson St.	12	201	16.75	28	23	2	0	0	2	0	2	10	0
107. Delaware St.	11	182	16.55	25	16	1	1	0	4	0	1	10	0
108. Tenn.-Martin	12	198	16.50	26	18	2	0	0	6	1	2	10	0
109. Mississippi Val.	11	181	16.45	23	21	1	0	0	6	1	2	9	0
110. Chattanooga	12	195	16.25	24	22	0	0	0	9	1	3	9	0
111. Norfolk St.	12	192	16.00	27	20	1	0	0	2	1	1	11	0
112. St. Peter's	10	144	14.40	20	15	0	0	0	3	0	2	8	0
113. Indiana St.	12	170	14.17	20	19	1	0	0	9	1	3	9	0
114. St. Mary's (Cal.)	12	162	13.50	22	16	1	0	0	4	0	1	11	0
115. Cornell	10	130	13.00	17	16	0	0	0	4	0	1	9	0
116. Charleston So.	12	148	12.33	21	19	0	0	0	1	0	1	11	0
117. Butler	11	119	10.82	16	13	1	0	0	2	1	2	9	0
118. Elon	12	119	9.92	16	12	0	0	0	3	1	2	10	0
119. Siena	11	109	9.91	13	11	1	0	0	6	0	0	11	0
120. Prairie View	10	99	9.90	12	12	0	0	0	5	0	1	9	0
121. Savannah St.	12	109	9.08	15	10	0	0	0	3	0	0	12	0

Rushing Defense

Rank, School	G	Rsh	Net	Avg	TD	Yds/Gm	W	L	T
1. Monmouth	12	404	771	1.91	1	64.3	10	2	0
2. Alabama A&M	12	431	966	2.24	5	80.5	8	4	0
3. Grambling	12	373	1108	2.97	11	92.3	9	3	0
4. Pennsylvania	10	346	929	2.68	8	92.9	10	0	0
5. Montana	13	478	1217	2.55	10	93.6	9	4	0
6. Colgate	16	510	1517	2.97	19	94.8	15	1	0
7. Dayton	11	376	1058	2.81	6	96.2	9	2	0
8. Albany (N.Y.)	11	431	1149	2.67	9	104.5	7	4	0
9. Harvard	10	365	1076	2.95	9	107.6	7	3	0
10. Bethune-Cookman	12	455	1306	2.87	16	108.8	9	3	0
11. Northern Ariz.	13	405	1438	3.55	17	110.6	9	4	0
11. Southern U.	13	432	1438	3.33	7	110.6	12	1	0
13. Alabama St.	13	459	1449	3.16	16	111.5	8	5	0
14. Western Caro.	12	507	1343	2.65	18	111.9	5	7	0
15. Northwestern St.	12	441	1345	3.05	10	112.1	6	6	0
16. Southern Ill.	12	452	1348	2.98	10	112.3	10	2	0
17. Delaware	16	598	1829	3.06	15	114.3	15	1	0
18. Maine	11	398	1263	3.17	10	114.8	6	5	0
19. Robert Morris	10	386	1161	3.01	10	116.1	6	4	0
20. Weber St.	12	430	1417	3.30	7	118.1	8	4	0
21. N.C. A&T	13	453	1545	3.41	16	118.8	10	3	0
22. Morgan St.	11	415	1310	3.16	20	119.1	6	5	0
23. Jacksonville St.	12	393	1448	3.68	12	120.7	8	4	0
24. Cal Poly	11	415	1333	3.21	11	121.2	7	4	0
25. Villanova	11	417	1350	3.24	10	122.7	7	4	0
26. Northern Iowa	13	474	1603	3.38	16	123.3	10	3	0
27. Wofford	14	552	1735	3.14	18	123.9	12	2	0
28. Duquesne	11	449	1372	3.06	11	124.7	8	3	0
29. San Diego	10	368	1250	3.40	10	125.0	8	2	0
30. Massachusetts	13	516	1626	3.15	16	125.1	10	3	0
31. Hampton	11	448	1381	3.08	13	125.5	7	4	0
32. Lehigh	11	411	1388	3.38	6	126.2	8	3	0
33. Eastern Ky.	12	477	1521	3.19	24	126.8	7	5	0
34. Montana St.	13	526	1659	3.15	9	127.6	7	6	0
35. Western Ky.	13	551	1719	3.12	21	132.2	9	4	0
36. Tennessee St.	12	477	1594	3.34	16	132.8	7	5	0
37. Morehead St.	11	422	1486	3.52	9	135.1	8	3	0
38. Princeton	10	417	1351	3.24	16	135.1	2	8	0
39. Western Ill.	13	536	1765	3.29	17	135.8	9	4	0
40. Drake	12	437	1672	3.83	17	139.3	6	6	0
41. Furman	11	444	1537	3.46	12	139.7	6	5	0
42. Stephen F. Austin	11	429	1558	3.63	17	141.6	7	4	0
43. Valparaiso	12	497	1709	3.44	24	142.4	8	4	0
44. Iona	11	462	1577	3.41	21	143.4	6	5	0
45. Gardner-Webb	12	459	1726	3.76	14	143.8	8	4	0
46. Fla. Atlantic	14	520	2028	3.90	16	144.9	11	3	0
47. Towson	12	477	1741	3.65	15	145.1	6	6	0
48. Coastal Caro.	11	456	1604	3.52	15	145.8	6	5	0
49. Brown	10	368	1471	4.00	14	147.1	5	5	0
50. Alcorn St.	12	428	1767	4.13	23	147.3	7	5	0
51. Appalachian St.	11	451	1626	3.61	13	147.8	7	4	0
52. Georgetown	12	470	1791	3.81	20	149.3	4	8	0
53. Tennessee Tech	11	445	1662	3.73	21	151.1	2	9	0
54. Eastern Ill.	12	452	1829	4.05	15	152.4	4	8	0
55. Ark.-Pine Bluff	11	428	1689	3.95	18	153.5	4	7	0
56. Yale	10	378	1538	4.07	14	153.8	6	4	0
57. St. Peter's	10	441	1554	3.52	24	155.4	2	8	0
58. Northeastern	12	494	1865	3.78	19	155.4	8	4	0
59. McNeese St.	12	447	1887	4.22	15	157.3	10	2	0
60. South Carolina St.	12	523	1889	3.61	16	157.4	8	4	0
61. Lafayette	11	432	1733	4.01	15	157.5	5	6	0

Rank, School	G	Rsh	Net	Avg	TD	Yds/Gm	W	L	T
62. Liberty	12	470	1915	4.07	23	159.6	6	6	0
63. Southern Utah	11	451	1763	3.91	11	160.3	4	7	0
64. Dartmouth	10	381	1607	4.22	17	160.7	5	5	0
65. Eastern Wash.	11	423	1783	4.22	22	162.1	6	5	0
66. Wagner	11	452	1813	4.01	18	164.8	6	5	0
67. Stony Brook	10	447	1651	3.69	19	165.1	6	4	0
68. Nicholls St.	11	441	1829	4.15	16	166.3	5	6	0
69. Samford	11	429	1831	4.27	20	166.5	7	4	0
70. James Madison	12	507	2013	3.97	19	167.8	6	6	0
71. Florida A&M	12	487	2014	4.14	24	167.8	6	6	0
72. Idaho St.	12	492	2016	4.10	19	168.0	8	4	0
73. Mississippi Val.	11	390	1860	4.77	25	169.1	2	9	0
74. Southeast Mo. St.	12	515	2040	3.96	22	170.0	5	7	0
75. Bucknell	12	480	2048	4.27	22	170.7	6	6	0
76. East Tenn. St.	12	537	2052	3.82	19	171.0	5	7	0
77. Ga. Southern	11	446	1889	4.24	19	171.7	7	4	0
78. Illinois St.	12	512	2083	4.07	14	173.6	6	6	0
79. Jacksonville	11	436	1982	4.55	16	180.2	5	6	0
80. Indiana St.	12	545	2164	3.97	32	180.3	3	9	0
81. VMI	12	542	2165	3.99	18	180.4	6	6	0
82. Elon	12	513	2177	4.24	20	181.4	2	10	0
83. Murray St.	12	505	2182	4.32	24	181.8	4	8	0
84. Southeastern La.	12	507	2187	4.31	18	182.3	5	7	0
85. Marist	10	400	1835	4.59	22	183.5	4	6	0
86. Sacred Heart	11	501	2025	4.04	18	184.1	6	5	0
87. Fordham	12	519	2213	4.26	20	184.4	9	3	0
88. Texas Southern	11	480	2042	4.25	19	185.6	5	6	0
89. Sacramento St.	11	498	2051	4.12	30	186.5	2	9	0
90. Citadel	12	521	2256	4.33	23	188.0	6	6	0
91. St. Mary's (Cal.)	12	495	2268	4.58	31	189.0	1	11	0
92. Siena	11	469	2088	4.45	25	189.8	0	11	0
93. Sam Houston St.	11	492	2089	4.25	27	189.9	2	9	0
94. Delaware St.	11	452	2090	4.62	29	190.0	1	10	0
95. Texas St.	12	555	2296	4.14	35	191.3	4	8	0
96. Rhode Island	12	482	2344	4.86	23	195.3	4	8	0
97. Columbia	10	463	1955	4.22	20	195.5	4	6	0
98. New Hampshire	12	542	2350	4.34	26	195.8	5	7	0
99. Central Conn. St.	11	531	2172	4.09	23	197.5	3	8	0
100. Southwest Mo. St.	11	478	2207	4.62	21	200.6	4	7	0
101. St. Francis (Pa.)	10	394	2030	5.15	27	203.0	1	9	0
102. Howard	11	516	2234	4.33	22	203.1	4	7	0
103. Jackson St.	12	497	2453	4.94	28	204.4	2	10	0
104. Cornell	10	448	2050	4.58	18	205.0	1	9	0
105. Austin Peay	11	487	2262	4.64	20	205.6	4	7	0
106. Savannah St.	12	488	2487	5.10	35	207.3	0	12	0
107. William & Mary	10	474	2114	4.46	24	211.4	5	5	0
108. Portland St.	11	529	2335	4.41	24	212.3	4	7	0
109. Charleston So.	12	526	2574	4.89	36	214.5	1	11	0
110. Tenn.-Martin	12	492	2646	5.38	36	220.5	2	10	0
111. Youngstown St.	12	568	2699	4.75	21	224.9	5	7	0
112. Florida Int'l	12	618	2731	4.42	28	227.6	2	10	0
113. Prairie View	10	367	2287	6.23	38	228.7	1	9	0
114. Holy Cross	12	559	2785	4.98	38	232.1	1	11	0
115. Butler	11	501	2574	5.14	26	234.0	2	9	0
116. La Salle	11	564	2588	4.59	27	235.3	3	8	0
117. Richmond	11	486	2614	5.38	22	237.6	2	9	0
118. Hofstra	12	603	2875	4.77	33	239.6	2	10	0
119. Davidson	11	511	2834	5.55	25	257.6	3	8	0
120. Norfolk St.	12	591	3099						

Pass Defense

Rank	School	G	Att	Com	Pct	Yds/Cmp	Int	IPct	Yds	Yds/Att	TD	Yds/Gm	CM	W	L	T
1.	Furman	11	272	150	55.15	9.74	12	4.41	1461	5.37	5	132.82	0	6	5	0
2.	Howard	11	277	136	49.10	10.99	9	3.25	1494	5.39	5	135.82	0	4	7	0
3.	Southwest Mo. St.	11	261	133	50.96	11.34	16	6.13	1508	5.78	11	137.09	0	4	7	0
4.	Murray St.	12	267	131	49.06	13.01	10	3.75	1704	6.38	17	142.00	0	4	8	0
5.	Norfolk St.	12	231	113	48.92	15.43	7	3.03	1744	7.55	18	145.33	4	1	11	0
6.	South Carolina St.	12	322	147	45.65	12.18	12	3.73	1790	5.56	8	149.17	1	8	4	0
7.	N.C. A&T	13	348	171	49.14	11.35	23	6.61	1941	5.58	13	149.31	1	10	3	0
8.	Western Ky.	13	300	163	54.33	12.08	14	4.67	1969	6.56	4	151.46	1	9	4	0
9.	East Tenn. St.	12	276	153	55.43	11.90	17	6.16	1821	6.60	9	151.75	0	5	7	0
10.	Wagner	11	289	140	48.44	12.34	15	5.19	1728	5.98	8	157.09	2	6	5	0
11.	Indiana St.	12	284	162	57.04	11.90	7	2.46	1928	6.79	10	160.67	0	3	9	0
12.	Hampton	11	315	158	50.16	11.20	8	2.54	1770	5.62	11	160.91	0	7	4	0
13.	Hofstra	12	295	162	54.92	11.99	10	3.39	1943	6.59	13	161.92	2	2	10	0
14.	Southeast Mo. St.	12	316	170	53.80	11.59	17	5.38	1970	6.23	12	164.17	0	5	7	0
15.	La Salle	11	253	135	53.36	13.47	7	2.77	1819	7.19	19	165.36	1	3	8	0
16.	Appalachian St.	11	269	147	54.65	12.39	19	7.06	1821	6.77	12	165.55	1	7	4	0
17.	Citadel	12	264	147	55.68	13.56	10	3.79	1994	7.55	14	166.17	1	6	6	0
18.	Youngstown St.	12	300	160	53.33	12.53	13	4.33	2004	6.68	9	167.00	1	5	7	0
19.	Savannah St.	12	294	149	50.68	13.47	13	4.42	2007	6.83	21	167.25	0	0	12	0
20.	Chattanooga	12	247	142	57.49	14.16	7	2.83	2011	8.14	19	167.58	0	3	9	0
21.	Florida A&M	12	319	165	51.72	12.23	15	4.70	2018	6.33	9	168.17	0	6	6	0
22.	Montana St.	13	352	175	49.72	12.53	13	3.69	2193	6.23	14	168.69	0	7	6	0
23.	Iona	11	288	148	51.39	12.63	18	6.25	1869	6.49	13	169.91	0	6	5	0
24.	Sacred Heart	11	308	135	43.83	13.97	14	4.55	1886	6.12	18	171.45	0	6	5	0
25.	Fordham	12	359	179	49.86	11.50	16	4.46	2058	5.73	11	171.50	0	9	3	0
26.	Towson	12	291	143	49.14	14.41	21	7.22	2060	7.08	17	171.67	0	6	6	0
27.	Florida Int'l.	12	289	170	58.82	12.19	11	3.81	2073	7.17	14	172.75	2	2	10	0
28.	Central Conn. St.	11	272	156	57.35	12.26	15	5.51	1913	7.03	20	173.91	1	3	8	0
29.	Robert Morris	10	231	123	53.25	14.15	16	6.93	1740	7.53	15	174.00	1	6	4	0
30.	Delaware St.	11	242	130	53.72	14.73	7	2.89	1915	7.91	17	174.09	1	1	10	0
31.	Albany (N.Y.)	11	296	152	51.35	12.64	7	2.36	1921	6.49	12	174.64	0	7	4	0
32.	Jackson St.	12	329	190	57.75	11.06	13	3.95	2102	6.39	12	175.17	0	2	10	0
33.	Northwestern St.	12	332	163	49.10	12.90	14	4.22	2103	6.33	19	175.25	2	6	6	0
34.	Alabama A&M	12	359	173	48.19	12.17	24	6.69	2106	5.87	19	175.50	0	8	4	0
35.	Charleston So.	12	293	157	53.58	13.50	8	2.73	2120	7.24	24	176.67	2	1	11	0
36.	Texas Southern	11	285	141	49.47	13.82	17	5.96	1948	6.84	18	177.09	0	5	6	0
37.	St. Peter's	10	234	114	48.72	15.57	7	2.99	1775	7.59	10	177.50	1	2	8	0
38.	Coastal Caro.	11	302	158	52.32	12.37	17	5.63	1955	6.47	15	177.73	2	6	5	0
39.	Bethune-Cookman	12	337	146	43.32	14.62	14	4.15	2134	6.33	14	177.83	1	9	3	0
40.	Gardner-Webb	12	345	181	52.46	11.81	9	2.61	2138	6.20	9	178.17	0	8	4	0
41.	Ga. Southern	11	295	157	53.22	12.52	11	3.73	1966	6.66	10	178.73	0	7	4	0
41.	Lehigh	11	346	172	49.71	11.43	16	4.62	1966	5.68	16	178.73	0	8	3	0
43.	Illinois St.	12	328	148	45.12	14.53	8	2.44	2150	6.55	20	179.17	2	6	6	0
44.	Villanova	11	314	171	54.46	11.53	6	1.91	1972	6.28	10	179.27	0	7	4	0
45.	Monmouth	12	379	194	51.19	11.13	17	4.49	2160	5.70	11	180.00	0	10	2	0
46.	Cornell	10	239	140	58.58	13.04	4	1.67	1825	7.64	22	182.50	1	1	9	0
47.	Northeastern	12	320	176	55.00	12.46	13	4.06	2193	6.85	11	182.75	1	8	4	0
48.	St. Francis (Pa.)	10	219	105	47.95	17.42	9	4.11	1829	8.35	17	182.90	0	1	9	0
49.	Stony Brook	10	246	140	56.91	13.09	13	5.28	1833	7.45	12	183.30	1	6	4	0
50.	Alcorn St.	12	369	191	51.76	11.57	19	5.15	2209	5.99	13	184.08	2	7	5	0
51.	Mississippi Val.	11	322	171	53.11	11.87	18	5.59	2029	6.30	14	184.45	0	2	9	0
51.	Portland St.	11	289	171	59.17	11.87	9	3.11	2029	7.02	15	184.45	0	4	7	0
53.	VMI	12	351	176	50.14	12.69	17	4.84	2234	6.36	13	186.17	0	6	6	0
54.	Richmond	11	244	145	59.43	14.14	7	2.87	2050	8.40	22	186.36	0	2	9	0
55.	Ark.-Pine Bluff	11	332	158	47.59	12.98	17	5.12	2051	6.18	17	186.45	0	4	7	0
56.	Tennessee St.	12	361	198	54.85	11.34	14	3.88	2246	6.22	15	187.17	0	7	5	0
57.	Elon	12	324	168	51.85	13.45	11	3.40	2259	6.97	14	188.25	0	2	10	0
58.	Delaware	16	467	255	54.60	11.84	16	3.43	3019	6.46	16	188.69	0	15	1	0
59.	Southern U.	13	405	195	48.15	12.67	17	4.20	2471	6.10	13	190.08	0	12	1	0
60.	Wofford	14	427	254	59.48	10.49	22	5.15	2665	6.24	8	190.36	0	12	2	0
61.	Duquesne	11	298	172	57.72	12.20	17	5.70	2099	7.04	12	190.82	0	8	3	0
62.	Dayton	11	321	167	52.02	12.59	15	4.67	2103	6.55	17	191.18	2	9	2	0
63.	Eastern Ill.	12	361	208	57.62	11.13	12	3.32	2316	6.42	11	193.00	0	4	8	0
64.	Maine	11	329	180	54.71	11.84	12	3.65	2131	6.48	14	193.73	0	6	5	0
65.	Weber St.	12	357	197	55.18	11.82	14	3.92	2329	6.52	20	194.08	1	8	4	0
66.	Western Ill.	13	364	205	56.32	12.32	4	1.10	2525	6.94	24	194.23	0	9	4	0
67.	Southern Ill.	12	365	203	55.62	11.48	11	3.01	2331	6.39	17	194.25	1	10	2	0
68.	James Madison	12	357	218	61.06	10.75	13	3.64	2344	6.57	13	195.33	0	6	6	0
69.	Morehead St.	11	328	149	45.43	14.50	15	4.57	2160	6.59	12	196.36	1	8	3	0
70.	Sam Houston St.	11	269	148	55.02	14.60	7	2.60	2161	8.03	20	196.45	0	2	9	0
71.	Cal Poly	11	335	174	51.94	12.60	11	3.28	2192	6.54	18	199.27	0	7	4	0
72.	Northern Iowa	13	384	192	50.00	13.56	12	3.13	2603	6.78	12	200.23	0	10	3	0
73.	Texas St.	12	321	179	55.76	13.63	13	4.05	2439	7.60	16	203.25	1	4	8	0
74.	Stephen F. Austin	11	380	179	47.11	12.58	17	4.47	2252	5.93	11	204.73	1	7	4	0
75.	McNeese St.	12	396	190	47.98	12.95	15	3.79	2461	6.21	19	205.08	0	10	2	0
76.	Colgate	16	564	294	52.13	11.29	19	3.37	3318	5.88	16	207.38	1	15	1	0
77.	Siena	11	295	163	55.25	14.11	13	4.41	2300	7.80	17	209.09	1	0	11	0
78.	Western Caro.	12	336	203	60.42	12.56	6	1.79	2549	7.59	15	212.42	0	5	7	0
79.	Samford	11	350	201	57.43	11.79	14	4.00	2369	6.77	15	215.36	0	7	4	0
80.	Southeastern La.	12	338	171	50.59	15.18	14	4.14	2596	7.68	23	216.33	0	5	7	0
81.	Montana	13	406	222	54.68	12.71	12	2.96	2822	6.95	18	217.08	0	9	4	0

Rank	School	G	Ath	Com	Pct	Yds/Cmp	Int	IPct	Yds	Yds/Ath	TD	Yds/Gm	CM	W	L	T
82.	St. Mary's (Cal.)	12	351	194	55.27	13.46	14	3.99	2611	7.44	23	217.58	0	1	11	0
83.	Tenn.-Martin	12	321	179	55.76	14.60	12	3.74	2614	8.14	23	217.83	1	2	10	0
84.	William & Mary	10	251	156	62.15	13.97	9	3.59	2180	8.69	12	218.00	2	5	5	0
85.	Nicholls St.	11	299	177	59.20	13.55	10	3.34	2399	8.02	18	218.09	0	5	6	0
86.	Liberty	12	320	184	57.50	14.28	16	5.00	2628	8.21	24	219.00	1	6	6	0
87.	Marist	10	268	146	54.48	15.03	8	2.99	2194	8.19	20	219.40	2	4	6	0
88.	Brown	10	330	193	58.48	11.51	10	3.03	2221	6.73	15	222.10	1	5	5	0
89.	Austin Peay	11	338	199	58.88	12.30	16	4.73	2447	7.24	16	222.45	1	4	7	0
90.	Davidson	11	310	162	52.26	15.16	12	3.87	2456	7.92	19	223.27	1	3	8	0
91.	Fla. Atlantic	14	480	273	56.88	11.52	17	3.54	3146	6.55	20	224.71	0	11	3	0
92.	Alabama St.	13	442	239	54.07	12.27	13	2.94	2933	6.64	22	225.62	1	8	5	0
93.	Massachusetts	13	433	262	60.51	11.21	22	5.08	2938	6.79	22	226.00	2	10	3	0
94.	Lafayette	11	322	185	57.45	13.48	6	1.86	2494	7.75	16	226.73	1	5	6	0
95.	Sacramento St.	11	339	208	61.36	12.10	11	3.24	2517	7.42	8	228.82	0	2	9	0
96.	Georgetown	12	374	212	56.68	13.00	16	4.28	2757	7.37	22	229.75	1	4	8	0
97.	Drake	12	393	215	54.71	12.96	8	2.04	2786	7.09	20	232.17	0	6	6	0
98.	Pennsylvania	10	364	213	58.52	10.95	19	5.22	2332	6.41	11	233.20	0	10	0	0
99.	Tennessee Tech.	11	352	206	58.52	12.48	10	2.84	2571	7.30	20	233.73	2	2	9	0
100.	New Hampshire	12	390	215	55.13	13.05	20	5.13	2806	7.19	20	233.83	0	5	7	0
101.	Bucknell	12	416	229	55.05	12.38	20	4.81	2835	6.81	17	236.25	1	6	6	0
102.	Southern Utah	11	376	202	53.72	12.90	8	2.13	2605	6.93	22	236.82	2	4	7	0
103.	San Diego	10	315	166	52.70	14.39	14	4.44	2389	7.58	17	238.90	1	8	2	0
104.	Morgan St.	11	330	162	49.09	16.33	16	4.85	2645	8.02	19	240.45	2	6	5	0
105.	Princeton	10	367	202	55.04	11.93	6	1.63	2409	6.56	18	240.90	1	2	8	0
106.	Rhode Island	12	357	226	63.31	12.83	15	4.20	2899	8.12	27	241.58	0	4	8	0
107.	Butler	11	292	178	60.96	14.98	13	4.45	2667	9.13	29	242.45	1	2	9	0
108.	Holy Cross	12	335	213	63.58	13.72	12	3.58	2922	8.72	24	243.50	4	1	11	0
109.	Eastern Ky.	12	424	228	53.77	12.88	7	1.65	2937	6.93	19	244.75	0	7	5	0
110.	Eastern Wash.	11	386	215	55.70	12.67	15	3.89	2725	7.06	18	247.73	0	6	5	0
111.	Northern Ariz.	13	463	257	55.51	12.56	24	5.18	3227	6.97	16	248.23	3	9	4	0
112.	Yale	10	341	198	58.06	12.66	8	2.35	2507	7.35	21	250.70	0	6	4	0
113.	Jacksonville	11	346	197	56.94	14.04	8	2.31	2765	7.99	24	251.36	0	5	6	0
114.	Valparaiso	12	407	223	54.79	13.60	18	4.42	3033	7.45	19	252.75	5	8	4	0
115.	Grambling	12	446	237	53.14	12.90	16	3.59	3058	6.86	19	254.83	1	9	3	0
116.	Columbia	10	297	183	61.62	14.20	8	2.69	2599	8.75	17	259.90	0	4	6	0
117.	Dartmouth	10	393	225	57.25	11.56	12	3.05	2602	6.62	13	260.20	1	5	5	0
118.	Prairie View	10	293	188	64.16	14.12	8	2.73	2654	9.06	26	265.40	1	1	9	0
119.	Jacksonville St.	12	479	272	56.78	12.20	15	3.13	3318	6.93	25	276.50	1	8	4	0
120.	Idaho St.	12	404	235	58.17	14.31	11	2.72	3363	8.32	32	280.25	0	8	4	0
121.	Harvard	10	433	225	51.96	13.31	16	3.70	2994	6.91	19	299.40	1	7	3	0

Net Punting

Rank	School	G	Punts	Yds	Avg	Ret	Rtyd	NetAvg	W	L	T
1.	Illinois St.	12	66	2726	41.30	25	139	39.20	6	6	0
2.	Appalachian St.	11	75	3294	43.92	37	362	39.09	7	4	0
3.	Gardner-Webb	12	58	2593	44.71	30	353	38.62	8	4	0
4.	Western Caro.	12	57	2391	41.95	26	211	38.25	5	7	0
5.	James Madison	12	50	2080	41.60	18	176	38.08	6	6	0
6.	Montana	13	56	2316	41.36	27	204	37.71	9	4	0
7.	Jacksonville St.	12	69	2795	40.51	29	197	37.65	8	4	0
8.	Hampton	11	61	2566	42.07	22	271	37.62	7	4	0
9.	VMI	12	51	2027	39.75	22	129	37.22	6	6	0
10.	Southeastern La.	12	50	2094	41.88	25	235	37.18	5	7	0
11.	Fla. Atlantic	14	75	2899	38.65	36	119	37.07	11	3	0
12.	William & Mary	10	43	1731	40.26	14	151	36.74	5	5	0
13.	Wofford	14	60	2343	39.05	19	139	36.73	12	2	0
14.	Morehead St.	11	53	2050	38.68	18	108	36.64	8	3	0
15.	Nicholls St.	11	47	1767	37.60	20	49	36.55	5	6	0
16.	Northern Ariz.	13	59	2616	44.34	28	462	36.51	9	4	0
17.	Massachusetts	13	68	2663	39.16	26	181	36.50	10	3	0
18.	Tennessee St.	12	69	2709	39.26	26	196	36.42	7	5	0
19.	Delaware	16	67	2577	38.46	31	143	36.33	15	1	0
20.	Hofstra	12	77	2954	38.36	28	171	36.14	2	10	0
21.	Western Ky.	13	55	2224	40.44	32	240	36.07	9	4	0
22.	Idaho St.	12	71	3118	43.92	43	559	36.04	8	4	0
23.	Texas St.	12	49	2091	42.67	25	326	36.02	4	8	0
24.	Drake	12	64	2555	39.92	25	254	35.95	6	6	0
25.	Eastern Wash.	11	55	2354	42.80	28	387	35.76	6	5	0
26.	East Tenn. St.	12	77	3121	40.53	37	369	35.74	5	7	0
27.	Samford	11	54	2092	38.74	24	173	35.54	7	4	0
28.	Monmouth	12	73	2913	39.90	39	324	35.47	10	2	0
29.	Northeastern	12	46	1834	39.87	21	203	35.46	8	4	0
30.	Furman	11	46	1684	36.61	20	62	35.26	6	5	0
31.	Albany (N.Y.)	11	56	2091	37.34	14	118	35.23	7	4	0
32.	Dartmouth	10	60	2249	37.48	28	141	35.13	5	5	0
33.	Towson	12	76	3082	40.55	43	413	35.12	6	6	0
34.	Stephen F. Austin	11	50	1952	39.04	26	199	35.06	7	4	0
35.	Jacksonville	11	65	2610	40.15	30	333	35.03	5	6	0
36.	Morgan St.	11	55	2151	39.11	26	227	34.98	6	5	0
37.	Citadel	12	71	2835	39.93	31	352	34.97	6	6	0
38.	Villanova	11	49	1863	38.02	23	156	34.84	7	4	0

Rank, School	G	Punts	Yds	Avg	Ret	Rtyd	NetAvg	W	L	T
39. Dayton.....	11	45	1628	36.18	12	69	34.64	9	2	0
40. Cal Poly.....	11	65	2557	39.34	28	310	34.57	7	4	0
41. Youngstown St.....	12	67	2586	38.60	35	291	34.25	5	7	0
42. Rhode Island.....	12	43	1628	37.86	24	156	34.23	4	8	0
43. Fordham.....	12	55	2135	38.82	32	255	34.18	9	3	0
44. New Hampshire.....	12	66	2484	37.64	25	229	34.17	5	7	0
45. San Diego.....	10	45	1589	35.31	13	52	34.16	8	2	0
46. Princeton.....	10	50	1949	38.98	27	245	34.08	2	8	0
47. Florida Int'l.....	12	59	2126	36.03	21	120	34.00	2	10	0
48. Northern Iowa.....	13	73	2803	38.40	39	327	33.92	10	3	0
49. South Carolina St.....	12	52	1904	36.62	22	152	33.69	8	4	0
50. Southern Ill.....	12	46	1773	38.54	26	228	33.59	10	2	0
51. Tennessee Tech.....	11	57	2234	39.19	26	323	33.53	2	9	0
52. Indiana St.....	12	77	3145	40.84	53	575	33.38	3	9	0
53. Columbia.....	10	51	1976	38.75	28	274	33.37	4	6	0
54. Coastal Caro.....	11	69	2536	36.75	35	235	33.35	6	5	0
55. Liberty.....	12	57	2174	38.14	28	278	33.26	6	6	0
56. Alabama A&M.....	12	54	2064	38.22	25	268	33.26	8	4	0
57. Richmond.....	11	47	1838	39.11	26	278	33.19	2	9	0
58. Alabama St.....	13	57	2071	36.33	22	184	33.11	8	5	0
59. Florida A&M.....	12	52	2005	38.56	25	290	32.98	6	6	0
60. Alcorn St.....	12	50	1818	36.36	22	169	32.98	7	5	0
61. Southeast Mo. St.....	12	55	2159	39.25	26	352	32.85	5	7	0
62. N.C. A&T.....	13	71	2562	36.08	35	233	32.80	10	3	0
63. Lehigh.....	11	64	2381	37.20	37	284	32.77	8	3	0
64. Murray St.....	12	75	2858	38.11	33	404	32.72	4	8	0
65. Valparaiso.....	12	57	2071	36.33	27	206	32.72	8	4	0
66. Sacramento St.....	11	58	2186	37.69	27	293	32.64	2	9	0
67. Montana St.....	13	70	2538	36.26	29	274	32.34	7	6	0
68. La Salle.....	11	56	1993	35.59	28	182	32.34	3	8	0
69. Davidson.....	11	71	2634	37.10	38	345	32.24	3	8	0
70. Austin Peay.....	11	72	2667	37.04	36	346	32.24	4	7	0
71. Chattanooga.....	12	70	2670	38.14	47	429	32.01	3	9	0
72. Pennsylvania.....	10	45	1559	34.64	12	119	32.00	10	0	0
72. Tenn.-Martin.....	12	84	3106	36.98	33	418	32.00	2	10	0
74. Maine.....	11	62	2304	37.16	31	325	31.92	6	5	0
75. Southwest Mo. St.....	11	58	2133	36.78	27	285	31.86	4	7	0
76. Mississippi Val.....	11	73	2578	35.32	31	254	31.84	2	9	0
77. Northwestern St.....	12	60	2084	34.73	26	181	31.72	6	6	0
78. Eastern Ill.....	12	76	2724	35.84	28	320	31.63	4	8	0
79. Elon.....	12	90	3262	36.24	48	424	31.53	2	10	0
80. Sam Houston St.....	11	63	2351	37.32	37	365	31.52	2	9	0
81. Brown.....	10	44	1503	34.16	20	121	31.41	5	5	0
82. Eastern Ky.....	12	65	2261	34.78	34	220	31.40	7	5	0
83. Wagner.....	11	74	2486	33.59	28	170	31.30	6	5	0
84. Portland St.....	11	67	2496	37.25	39	400	31.28	4	7	0
85. Lafayette.....	11	40	1483	37.08	21	234	31.23	5	6	0
86. Weber St.....	12	66	2433	36.86	32	379	31.12	8	4	0
87. Butler.....	11	61	2072	33.97	28	187	30.90	2	9	0
88. Georgetown.....	12	65	2157	33.18	32	153	30.83	4	8	0
89. Texas Southern.....	11	75	2755	36.73	34	445	30.80	5	6	0
90. Iona.....	11	55	1800	32.73	23	111	30.71	6	5	0
91. Ark.-Pine Bluff.....	11	56	1974	35.25	29	264	30.54	4	7	0
92. Sacred Heart.....	11	69	2329	33.75	29	223	30.52	6	5	0
93. Delaware St.....	11	79	2963	37.51	40	569	30.30	1	10	0
94. Southern Utah.....	11	63	2099	33.32	26	213	29.94	4	7	0
95. Bucknell.....	12	51	1746	34.24	28	224	29.84	6	6	0
96. St. Peter's.....	10	64	2146	33.53	34	241	29.77	2	8	0
97. Howard.....	11	65	2200	33.85	28	270	29.69	4	7	0
98. Grambling.....	12	43	1435	33.37	19	160	29.65	9	3	0
99. Ga. Southern.....	11	41	1427	34.80	21	212	29.63	7	4	0
100. St. Mary's (Cal.).....	12	80	3051	38.14	53	684	29.59	1	11	0
101. Duquesne.....	11	44	1506	34.23	26	206	29.55	8	3	0
102. Central Conn. St.....	11	69	2333	33.81	41	305	29.39	3	8	0
103. McNeese St.....	12	54	1931	35.76	33	346	29.35	10	2	0
104. Harvard.....	10	47	1644	34.98	33	267	29.30	7	3	0
105. Colgate.....	16	79	2579	32.65	36	270	29.23	15	1	0
106. Robert Morris.....	10	56	1858	33.18	24	225	29.16	6	4	0
107. Cornell.....	10	60	2216	36.93	34	471	29.08	1	9	0
108. Yale.....	10	43	1420	33.02	21	176	28.93	6	4	0
109. Bethune-Cookman.....	12	71	2293	32.30	27	246	28.83	9	3	0
110. Southern U.....	13	45	1636	36.36	23	356	28.44	12	1	0
111. Stony Brook.....	10	62	1934	31.19	32	183	28.24	6	4	0
112. St. Francis (Pa.).....	10	70	2252	32.17	40	312	27.71	1	9	0
113. Jackson St.....	12	59	2043	34.63	31	408	27.71	2	10	0
114. Prairie View.....	10	71	2592	36.51	49	639	27.51	1	9	0
115. Siena.....	11	71	2156	30.37	38	237	27.03	0	11	0
116. Western Ill.....	13	54	1736	32.15	30	283	26.91	9	4	0
117. Holy Cross.....	12	64	2045	31.95	27	326	26.86	1	11	0
118. Marist.....	10	65	2020	31.08	39	339	25.86	4	6	0
119. Savannah St.....	12	89	2773	31.16	46	568	24.78	0	12	0
120. Charleston So.....	12	85	2404	28.28	30	495	22.46	1	11	0
121. Norfolk St.....	12	80	2550	31.88	49	815	21.69	1	11	0

Punt Returns

Rank, School	G	Ret	Yds	TD	Avg	W	L	T
1. Eastern Ky.	12	28	461	2	16.46	7	5	0
2. Western Ill.	13	27	427	1	15.81	9	4	0
3. Southern U.	13	33	519	2	15.73	12	1	0
4. Montana St.	13	35	545	4	15.57	7	6	0
5. Alabama St.	13	25	365	3	14.60	8	5	0
6. Central Conn. St.	11	22	320	1	14.55	3	8	0
7. South Carolina St.	12	36	510	1	14.17	8	4	0
8. Mississippi Val.	11	24	337	0	14.04	2	9	0
9. Cal Poly	11	35	481	3	13.74	7	4	0
10. Delaware	16	38	522	2	13.74	15	1	0
11. Hampton	11	52	685	1	13.17	7	4	0
12. Western Ky.	13	38	498	2	13.11	9	4	0
13. Nicholls St.	11	21	275	1	13.10	5	6	0
14. Georgetown	12	43	559	0	13.00	4	8	0
15. Idaho St.	12	33	423	1	12.82	8	4	0
16. Montana	13	47	590	2	12.55	9	4	0
17. Fordham	12	29	362	1	12.48	9	3	0
18. Bucknell	12	20	246	1	12.30	6	6	0
19. Southwest Mo. St.	11	40	477	0	11.93	4	7	0
20. Florida Int'l	12	26	310	1	11.92	2	10	0
21. Northwestern St.	12	38	449	0	11.82	6	6	0
22. N.C. A&T	13	40	469	1	11.73	10	3	0
23. Northern Ariz.	13	43	504	1	11.72	9	4	0
24. Tenn.-Martin	12	18	208	0	11.56	2	10	0
25. Stephen F. Austin	11	30	339	1	11.30	7	4	0
26. Rhode Island	12	14	157	2	11.21	4	8	0
27. Sacramento St.	11	25	280	1	11.20	2	9	0
28. Coastal Caro.	11	27	296	2	10.96	6	5	0
29. Columbia	10	20	219	1	10.95	4	6	0
30. Northeastern	12	27	292	0	10.81	8	4	0
31. Villanova	11	30	321	0	10.70	7	4	0
32. Texas Southern	11	28	299	0	10.68	5	6	0
33. Southern Utah	11	31	330	0	10.65	4	7	0
34. Tennessee St.	12	34	356	3	10.47	7	5	0
35. Appalachian St.	11	30	314	0	10.47	7	4	0
36. Portland St.	11	19	198	0	10.42	4	7	0
37. Maine	11	25	259	1	10.36	6	5	0
38. Morgan St.	11	33	340	2	10.30	6	5	0
39. Dayton	11	42	431	0	10.26	9	2	0
40. Sacred Heart	11	35	355	1	10.14	6	5	0
41. Southeast Mo. St.	12	25	253	0	10.12	5	7	0
42. St. Mary's (Cal.)	12	17	171	0	10.06	1	11	0
43. Grambling	12	32	321	0	10.03	9	3	0
44. Jacksonville St.	12	38	381	2	10.03	8	4	0
45. Holy Cross	12	20	200	0	10.00	1	11	0
46. William & Mary	10	17	170	1	10.00	5	5	0
47. Valparaiso	12	39	389	0	9.97	8	4	0
48. Ark.-Pine Bluff	11	28	279	0	9.96	4	7	0
49. Gardner-Webb	12	31	305	1	9.84	8	4	0
50. Southern Ill.	12	38	370	0	9.74	10	2	0
51. James Madison	12	23	223	1	9.70	6	6	0
52. Sam Houston St.	11	27	260	0	9.63	2	9	0
53. Lehigh	11	48	462	1	9.63	8	3	0
54. Eastern Ill.	12	27	259	0	9.59	4	8	0
55. Bethune-Cookman	12	27	258	1	9.56	9	3	0
56. East Tenn. St.	12	39	372	2	9.54	5	7	0
57. Samford	11	28	267	0	9.54	7	4	0
58. Alabama A&M	12	39	365	1	9.36	8	4	0
59. Delaware St.	11	19	177	0	9.32	1	10	0
60. Ga. Southern	11	40	368	0	9.20	7	4	0
61. McNeese St.	12	31	284	1	9.16	10	2	0
62. Eastern Wash.	11	21	191	0	9.10	6	5	0
63. Alcorn St.	12	36	327	0	9.08	7	5	0
64. Siena	11	19	171	1	9.00	0	11	0
65. VMI	12	34	294	1	8.65	6	6	0
66. Liberty	12	30	259	0	8.63	6	6	0
67. Morehead St.	11	42	359	1	8.55	8	3	0
68. Harvard	10	24	205	0	8.54	7	3	0
69. Robert Morris	10	30	254	1	8.47	6	4	0
70. Yale	10	18	151	0	8.39	6	4	0
71. Pennsylvania	10	44	369	0	8.39	10	0	0
72. Norfolk St.	12	24	200	2	8.33	1	11	0
73. Tennessee Tech	11	31	257	1	8.29	2	9	0
74. Iona	11	29	239	0	8.24	6	5	0
75. Elon	12	25	202	0	8.08	2	10	0
76. Massachusetts	13	34	273	1	8.03	10	3	0
77. Fla. Atlantic	14	38	304	2	8.00	11	3	0
78. Furman	11	31	238	1	7.68	6	5	0
79. Towson	12	30	226	0	7.53	6	6	0
80. Illinois St.	12	30	225	0	7.50	6	6	0
80. San Diego	10	26	195	0	7.50	8	2	0

Rank, School	G	Ret	Yds	TD	Avg	W	L	T
82. Dartmouth	10	13	96	0	7.38	5	5	0
83. Lafayette	11	28	205	0	7.32	5	6	0
84. Youngstown St.	12	29	210	0	7.24	5	7	0
85. Cornell	10	30	215	0	7.17	1	9	0
86. Wagner	11	38	272	0	7.16	6	5	0
87. Murray St.	12	38	271	0	7.13	4	8	0
88. Prairie View	10	9	64	0	7.11	1	9	0
89. Austin Peay	11	22	155	0	7.05	4	7	0
90. Colgate	16	43	297	0	6.91	15	1	0
91. Weber St.	12	42	283	0	6.74	8	4	0
92. La Salle	11	22	148	0	6.73	3	8	0
93. Hofstra	12	36	238	0	6.61	2	10	0
94. Wofford	14	25	165	1	6.60	12	2	0
95. Princeton	10	28	176	0	6.29	2	8	0
95. Western Caro.	12	35	220	2	6.29	5	7	0
97. Florida A&M	12	30	185	0	6.17	6	6	0
98. Citadel	12	26	160	0	6.15	6	6	0
99. Chattanooga	12	15	91	0	6.07	3	9	0
100. Howard	11	17	103	1	6.06	4	7	0
100. New Hampshire	12	34	206	0	6.06	5	7	0
102. Albany (N.Y.)	11	40	233	0	5.83	7	4	0
103. Northern Iowa	13	53	304	1	5.74	10	3	0
104. Monmouth	12	37	208	1	5.62	10	2	0
105. Savannah St.	12	16	88	0	5.50	0	12	0
106. Davidson	11	20	109	0	5.45	3	8	0
107. Brown	10	24	124	0	5.17	5	5	0
108. Richmond	11	19	97	0	5.11	2	9	0
109. Jacksonville	11	24	122	0	5.08	5	6	0
110. Drake	12	27	136	1	5.04	6	6	0
111. Indiana St.	12	29	146	0	5.03	3	9	0
112. St. Peter's	10	18	90	0	5.00	2	8	0
113. Southeastern La.	12	26	128	0	4.92	5	7	0
114. Stony Brook	10	32	144	0	4.50	6	4	0
115. Texas St.	12	35	157	0	4.49	4	8	0
116. Duquesne	11	26	114	0	4.38	8	3	0
117. St. Francis (Pa.)	10	25	89	0	3.56	1	9	0
118. Jackson St.	12	23	81	0	3.52	2	10	0
119. Butler	11	8	26	0	3.25	2	9	0
120. Marist	10	21	59	0	2.81	4	6	0
121. Charleston So.	12	18	40	0	2.22	1	11	0

Kickoff Returns

Rank, School	G	KRet	Yds	TD	Avg	W	L	T
1. Montana	13	36	1013	1	28.14	9	4	0
2. Nicholls St.	11	41	1083	2	26.41	5	6	0
3. Southern U.	13	40	1054	2	26.35	12	1	0
4. Ga. Southern	11	36	898	0	24.94	7	4	0
5. Montana St.	13	33	821	2	24.88	7	6	0
6. Southwest Mo. St.	11	42	1044	2	24.86	4	7	0
7. Western Ky.	13	38	935	1	24.61	9	4	0
8. Samford	11	39	947	1	24.28	7	4	0
9. Eastern Ky.	12	37	886	1	23.95	7	5	0
10. Southern Utah	11	32	752	1	23.50	4	7	0
11. Ark.-Pine Bluff	11	46	1076	1	23.39	4	7	0
12. Youngstown St.	12	43	981	0	22.81	5	7	0
13. Dayton	11	30	681	0	22.70	9	2	0
14. Florida Int'l	12	38	860	1	22.63	2	10	0
15. Davidson	11	49	1108	0	22.61	3	8	0
16. McNeese St.	12	42	949	0	22.60	10	2	0
17. N.C. A&T	13	33	741	1	22.45	10	3	0
18. Howard	11	39	874	0	22.41	4	7	0
19. Monmouth	12	29	641	0	22.10	10	2	0
20. Western Ill.	13	46	1014	2	22.04	9	4	0
21. New Hampshire	12	49	1074	1	21.92	5	7	0
22. Eastern Wash.	11	44	958	0	21.77	6	5	0
23. Sacred Heart	11	51	1108	1	21.73	6	5	0
24. Austin Peay	11	41	890	0	21.71	4	7	0
25. Furman	11	29	629	0	21.69	6	5	0
26. South Carolina St.	12	35	758	0	21.66	8	4	0
27. Southeastern La.	12	59	1276	3	21.63	5	7	0
28. Northeastern	12	39	838	0	21.49	8	4	0
29. Villanova	11	34	730	1	21.47	7	4	0
30. Jackson St.	12	51	1092	1	21.41	2	10	0
31. Stephen F. Austin	11	29	617	0	21.28	7	4	0
32. Lafayette	11	42	890	0	21.19	5	6	0
33. Jacksonville	11	43	911	0	21.19	5	6	0
34. Lehigh	12	41	858	2	20.93	8	3	0
35. Bethune-Cookman	11	41	857	1	20.90	9	3	0
36. Texas Southern	11	58	1212	0	20.90	5	6	0
37. Pennsylvania	10	24	501	0	20.88	10	0	0
38. Western Caro.	12	48	1001	1	20.85	5	7	0
39. East Tenn. St.	12	38	788	0	20.74	5	7	0

Rank, School	G	KRet	Yds	TD	Avg	W	L	T	Rank, School	G	KRet	Yds	TD	Avg	W	L	T
40. Drake	12	45	933	0	20.73	6	6	0	83. Southern Ill.	12	30	575	0	19.17	10	2	0
41. Bucknell	12	47	974	0	20.72	6	6	0	84. Murray St.	12	50	958	0	19.16	4	8	0
42. Northern Iowa	13	42	867	0	20.64	10	3	0	85. Columbia	10	43	819	0	19.05	4	6	0
43. Northern Ariz.	13	30	617	1	20.57	9	4	0	86. Liberty	12	54	1021	0	18.91	6	6	0
44. Chattanooga	12	65	1336	1	20.55	3	9	0	87. Fla. Atlantic	14	43	813	0	18.91	11	3	0
45. San Diego	10	37	760	0	20.54	8	2	0	88. Rhode Island	12	67	1265	1	18.88	4	8	0
46. Coastal Caro.	11	43	883	0	20.53	6	5	0	89. Dartmouth	10	44	820	0	18.64	5	5	0
47. Appalachian St.	11	35	717	0	20.49	7	4	0	90. William & Mary	10	45	838	0	18.62	5	5	0
48. Mississippi Val.	11	55	1126	1	20.47	2	9	0	91. Cornell	10	52	968	0	18.62	1	9	0
49. Charleston So.	12	69	1411	0	20.45	1	11	0	92. Siena	11	58	1077	0	18.57	0	11	0
50. Eastern Ill.	12	43	879	0	20.44	4	8	0	93. Savannah St.	12	68	1262	0	18.56	0	12	0
51. Marist	10	52	1062	0	20.42	4	6	0	94. Grambling	12	51	946	0	18.55	9	3	0
52. Georgetown	12	51	1041	0	20.41	4	8	0	94. Tennessee St.	12	51	946	0	18.55	7	5	0
53. Tenn.-Martin	12	69	1407	1	20.39	2	10	0	96. Delaware St.	11	50	924	0	18.48	1	10	0
54. Albany (N.Y.)	11	37	754	0	20.38	7	4	0	97. Southeast Mo. St.	12	47	867	0	18.45	5	7	0
55. Robert Morris	10	32	652	1	20.38	6	4	0	98. Princeton	10	39	714	0	18.31	2	8	0
56. Indiana St.	12	47	955	0	20.32	3	9	0	99. Towson	12	37	676	0	18.27	6	6	0
57. Morehead St.	11	33	669	0	20.27	8	3	0	100. Stony Brook	10	43	780	0	18.14	6	4	0
58. Alcorn St.	12	54	1093	0	20.24	7	5	0	101. Morgan St.	11	49	882	0	18.00	6	5	0
59. Citadel	12	48	970	0	20.21	6	6	0	102. Maine	11	38	679	1	17.87	6	5	0
60. Illinois St.	12	39	788	0	20.21	6	6	0	103. Jacksonville St.	12	39	693	0	17.77	8	4	0
61. Valparaiso	12	48	966	0	20.13	8	4	0	104. Massachusetts	13	45	799	0	17.76	10	3	0
62. St. Mary's (Cal.)	12	57	1143	0	20.05	1	11	0	105. Hofstra	12	42	742	0	17.67	2	10	0
63. Delaware	16	38	761	0	20.03	15	1	0	106. Colgate	16	50	880	0	17.60	15	1	0
63. Florida A&M	12	38	761	1	20.03	6	6	0	107. Texas St.	12	54	947	0	17.54	4	8	0
65. Alabama A&M	12	33	659	1	19.97	8	4	0	108. VMI	12	44	771	0	17.52	6	6	0
66. Richmond	11	55	1090	1	19.82	2	9	0	109. Harvard	10	35	596	0	17.03	7	3	0
67. Fordham	12	42	832	1	19.81	9	3	0	110. Tennessee Tech	11	42	710	0	16.90	2	9	0
68. Weber St.	12	33	652	1	19.76	8	4	0	111. Sacramento St.	11	49	809	0	16.51	2	9	0
69. Portland St.	11	50	986	0	19.72	4	7	0	112. Central Conn. St.	11	52	857	0	16.48	3	8	0
70. James Madison	12	38	749	0	19.71	6	6	0	113. Wofford	14	33	542	0	16.42	12	2	0
71. Idaho St.	12	50	985	0	19.70	8	4	0	114. Brown	10	41	670	0	16.34	5	5	0
72. Yale	10	45	886	1	19.69	6	4	0	115. Iona	11	45	724	0	16.09	6	5	0
73. Northwestern St.	12	35	686	0	19.60	6	6	0	116. Cal Poly	11	36	575	0	15.97	7	4	0
74. Alabama St.	13	49	956	0	19.51	8	5	0	117. St. Francis (Pa.)	10	54	857	0	15.87	1	9	0
75. La Salle	11	56	1086	1	19.39	3	8	0	118. Norfolk St.	12	62	970	0	15.65	1	11	0
76. Wagner	11	38	733	1	19.29	6	5	0	119. Duquesne	11	36	555	0	15.42	8	3	0
77. Elon	12	55	1060	0	19.27	2	10	0	120. Prairie View	10	73	1104	0	15.12	1	9	0
78. Gardner-Webb	12	41	790	0	19.27	8	4	0	121. St. Peter's	10	55	778	0	14.15	2	8	0
79. Sam Houston St.	11	55	1058	1	19.24	2	9	0									
80. Butler	11	69	1327	0	19.23	2	9	0									
81. Holy Cross	12	60	1152	0	19.20	1	11	0									
82. Hampton	11	35	671	0	19.17	7	4	0									

Turnover Margin

Rank, School	G	Gained			Lost			Margin/ Gm	W	L	T
		Fm	Int	Tot	Fm	Int	Tot				
1. Wofford	14	19	22	41	10	8	18	1.64	12	2	0
2. Austin Peay	11	19	16	35	4	13	17	1.64	4	7	0
3. Pennsylvania	10	14	19	33	7	10	17	1.60	10	0	0
4. Dayton	11	18	15	33	10	8	18	1.36	9	2	0
5. San Diego	10	11	14	25	8	4	12	1.30	8	2	0
6. Delaware	16	24	16	40	14	7	21	1.19	15	1	0
7. Eastern Wash.	11	13	15	28	10	5	15	1.18	6	5	0
8. Coastal Caro.	11	17	17	34	12	10	22	1.09	6	5	0
9. Alabama A&M	12	16	24	40	9	18	27	1.08	8	4	0
9. Jacksonville St.	12	17	15	32	11	8	19	1.08	8	4	0
11. Appalachian St.	11	13	19	32	14	7	21	1.00	7	4	0
11. Southern U.	13	17	17	34	5	16	21	1.00	12	1	0
11. Northeastern	12	16	13	29	8	9	17	1.00	8	4	0
14. Bucknell	12	13	20	33	17	5	22	.92	6	6	0
14. East Tenn. St.	12	17	17	34	14	9	23	.92	5	7	0
16. Yale	10	12	8	20	4	7	11	.90	6	4	0
17. N.C. A&T	13	12	23	35	16	8	24	.85	10	3	0
17. Northern Ariz.	13	12	24	36	11	14	25	.85	9	4	0
19. New Hampshire	12	13	20	33	13	10	23	.83	5	7	0
20. Jacksonville	11	17	8	25	6	10	16	.82	5	6	0
21. Northern Iowa	13	17	12	29	12	7	19	.77	10	3	0
21. Western Ky.	13	15	14	29	12	7	19	.77	9	4	0
23. Eastern Ill.	12	20	12	32	13	10	23	.75	4	8	0
23. Towson	12	13	21	34	12	13	25	.75	6	6	0
23. Southern Ill.	12	15	11	26	10	7	17	.75	10	2	0
26. Wagner	11	15	15	30	12	10	22	.73	6	5	0
27. Stony Brook	10	19	13	32	15	10	25	.70	6	4	0
28. Massachusetts	13	18	22	40	16	15	31	.69	10	3	0
29. Weber St.	12	12	14	26	9	9	18	.67	8	4	0
30. Cal Poly	11	12	11	23	12	4	16	.64	7	4	0
30. Sacred Heart	11	16	14	30	14	9	23	.64	6	5	0
30. Samford	11	12	14	26	10	9	19	.64	7	4	0
30. Stephen F. Austin	11	11	17	28	12	9	21	.64	7	4	0
34. McNeese St.	12	13	15	28	12	9	21	.58	10	2	0
35. Maine	11	16	12	28	12	10	22	.55	6	5	0

Rank, School	G	Gained			Lost			Margin/ Gm	W	L	T
		Fm	Int	Tot	Fm	Int	Tot				
36. Fla. Atlantic	14	16	17	33	17	9	26	.50	11	3	0
37. Texas Southern	11	16	17	33	19	9	28	.45	5	6	0
38. Georgetown	12	15	16	31	10	16	26	.42	4	8	0
38. Monmouth	12	12	17	29	12	12	24	.42	10	2	0
40. Montana	13	20	12	32	13	14	27	.38	9	4	0
41. Delaware St.	11	19	7	26	9	13	22	.36	1	10	0
41. Lehigh	11	6	16	22	6	12	18	.36	8	3	0
43. Montana St.	13	14	13	27	12	11	23	.31	7	6	0
44. Robert Morris	10	9	16	25	12	10	22	.30	6	4	0
45. Morgan St.	11	11	16	27	13	11	24	.27	6	5	0
46. Colgate	16	14	19	33	14	15	29	.25	15	1	0
46. Southeast Mo. St.	12	16	17	33	15	15	30	.25	5	7	0
46. Northwestern St.	12	16	14	30	19	8	27	.25	6	6	0
46. Fordham	12	13	16	29	12	14	26	.25	9	3	0
50. Southwest Mo. St.	11	8	16	24	12	10	22	.18	4	7	0
51. Idaho St.	12	15	11	26	7	17	24	.17	8	4	0
52. Dartmouth	10	6	12	18	6	11	17	.10	5	5	0
52. William & Mary	10	9	9	18	10	7	17	.10	5	5	0
52. Harvard	10	4	16	20	7	12	19	.10	7	3	0
52. Marist	10	14	8	22	8	13	21	.10	4	6	0
56. Central Conn. St.	11	15	15	30	17	12	29	.09	3	8	0
56. Howard	11	20	9	29	14	14	28	.09	4	7	0
56. Morehead St.	11	11	15	26	14	11	25	.09	8	3	0
59. Alcorn St.	12	14	19	33	14	18	32	.08	7	5	0
59. Bethune-Cookman	12	19	14	33	22	10	32	.08	9	3	0
59. VMI	12	9	17	26	17	8	25	.08	6	6	0
59. Holy Cross	12	10	12	22	9	12	21	.08	1	11	0
63. Alabama St.	13	15	13	28	13	14	27	.08	8	5	0
64. Brown	10	16	10	26	12	14	26	.00	5	5	0
64. Liberty	12	8	16	24	12	12	24	.00	6	6	0
64. Grambling	12	11	16	27	13	14	27	.00	9	3	0
64. Tenn.-Martin	12	11	12	23	12	11	23	.00	2	10	0
64. Columbia	10	13	8	21	8	13	21	.00	4	6	0
69. Illinois St.	12	11	8	19	6	14	20	-.08	6	6	0
69. Tennessee St.	12	13	14	27	12	16	28	-.08	7	5	0
69. Valparaiso	12	5	18	23	14	10	24	-.08	8	4	0
69. Youngstown St.	12	11	13	24	14	11	25	-.08	5	7	0
73. Mississippi Val.	11	11	18	29	16	14	30	-.09	2	9	0
73. Nicholls St.	11	13	10	23	21	3	24	-.09	5	6	0
75. Citadel	12	13	10	23	12	13	25	-.17	6	6	0
75. Florida A&M	12	12	15	27	16	13	29	-.17	6	6	0
77. Duquesne	11	12	17	29	14	17	31	-.18	8	3	0
77. Lafayette	11	15	6	21	7	16	23	-.18	5	6	0
77. Furman	11	13	12	25	18	9	27	-.18	6	5	0
80. Villanova	11	12	6	18	9	12	21	-.27	7	4	0
81. Sacramento St.	11	10	11	21	11	14	25	-.36	2	9	0
81. Hampton	11	15	8	23	14	13	27	-.36	7	4	0
81. Southern Utah	11	16	8	24	11	17	28	-.36	4	7	0
81. Iona	11	7	18	25	12	17	29	-.36	6	5	0
85. Drake	12	12	8	20	12	13	25	-.42	6	6	0
85. Rhode Island	12	9	15	24	19	10	29	-.42	4	8	0
85. Murray St.	12	12	10	22	11	16	27	-.42	4	8	0
85. James Madison	12	13	13	26	18	13	31	-.42	6	6	0
85. Florida Int'l	12	10	11	21	14	12	26	-.42	2	10	0
90. Prairie View	10	14	8	22	12	15	27	-.50	1	9	0
90. Texas St.	12	12	13	25	14	17	31	-.50	4	8	0
90. Southeastern La.	12	17	14	31	17	20	37	-.50	5	7	0
93. South Carolina St.	12	15	12	27	14	20	34	-.58	8	4	0
94. Davidson	11	15	12	27	12	22	34	-.64	3	8	0
95. Norfolk St.	12	9	7	16	13	11	24	-.67	1	11	0
95. Elon	12	14	11	25	12	21	33	-.67	2	10	0
97. St. Peter's	10	11	7	18	9	16	25	-.70	2	8	0
98. Ga. Southern	11	5	11	16	15	9	24	-.73	7	4	0
98. Portland St.	11	11	9	20	10	18	28	-.73	4	7	0
100. Gardner-Webb	12	13	9	22	16	15	31	-.75	8	4	0
101. Albany (N.Y.)	11	13	7	20	18	11	29	-.82	7	4	0
102. Western Ill.	13	18	4	22	19	14	33	-.85	9	4	0
103. Eastern Ky.	12	11	7	18	16	13	29	-.92	7	5	0
103. Chattanooga	12	18	7	25	14	22	36	-.92	3	9	0
105. Jackson St.	12	8	13	21	15	18	33	-1.00	2	10	0
105. Richmond	11	6	7	13	9	15	24	-1.00	2	9	0
107. Charleston So.	12	14	8	22	19	16	35	-1.08	1	11	0
107. Western Caro.	12	10	6	16	10	19	29	-1.08	5	7	0
107. Hofstra	12	18	10	28	16	25	41	-1.08	2	10	0
107. Indiana St.	12	12	7	19	16	16	32	-1.08	3	9	0
111. Princeton	10	7	6	13	17	7	24	-1.10	2	8	0
111. St. Francis (Pa.)	10	10	9	19	12	18	30	-1.10	1	9	0
113. St. Mary's (Cal.)	12	11	14	25	11	28	39	-1.17	1	11	0
114. Siena	11	8	13	21	24	11	35	-1.27	0	11	0
114. Ark.-Pine Bluff	11	9	17	26	19	21	40	-1.27	4	7	0
116. Savannah St.	12	16	13	29	20	25	45	-1.33	0	12	0
117. Butler	11	7	13	20	14	21	35	-1.36	2	9	0
118. La Salle	11	5	7	12	8	20	28	-1.45	3	8	0
119. Tennessee Tech	11	7	10	17	16	19	35	-1.64	2	9	0
120. Cornell	10	4	4	8	12	13	25	-1.70	1	9	0
121. Sam Houston St.	11	15	7	22	20	21	41	-1.73	2	9	0

Fumbles Recovered

Rank, School	No.	Rank, School	No.
1. Delaware	24	53. New Hampshire	13
2. Eastern Ill.	20	53. McNeese St.	13
2. Montana	20	53. James Madison	13
2. Howard	20	53. Fordham	13
5. Austin Peay	19	53. Citadel	13
5. Wofford	19	53. Columbia	13
5. Stony Brook	19	53. Appalachian St.	13
5. Bethune-Cookman	19	68. Cal Poly	12
5. Delaware St.	19	68. Samford	12
10. Dayton	18	68. Northern Ariz.	12
10. Massachusetts	18	68. N.C. A&T	12
10. Western Ill.	18	68. Murray St.	12
10. Chattanooga	18	68. Monmouth	12
10. Hofstra	18	68. Indiana St.	12
15. Coastal Caro.	17	68. Florida A&M	12
15. Jacksonville	17	68. Drake	12
15. Southeastern La.	17	68. Duquesne	12
15. Southern U.	17	68. Yale	12
15. Northern Iowa	17	68. Weber St.	12
15. Jacksonville St.	17	68. Villanova	12
15. East Tenn. St.	17	68. Texas St.	12
22. Alabama A&M	16	82. Eastern Ky.	11
22. Texas Southern	16	82. Grambling	11
22. Southern Utah	16	82. Mississippi Val.	11
22. Southeast Mo. St.	16	82. Portland St.	11
22. Savannah St.	16	82. St. Peter's	11
22. Sacred Heart	16	82. Youngstown St.	11
22. Northwestern St.	16	82. Tenn.-Martin	11
22. Northeastern	16	82. Stephen F. Austin	11
22. Maine	16	82. San Diego	11
22. Brown	16	82. St. Mary's (Cal.)	11
22. Fla. Atlantic	16	82. Morgan St.	11
33. Alabama St.	15	82. Morehead St.	11
33. Sam Houston St.	15	82. Illinois St.	11
33. Western Ky.	15	95. Sacramento St.	10
33. Wagner	15	95. Western Caro.	10
33. Southern Ill.	15	95. St. Francis (Pa.)	10
33. South Carolina St.	15	95. Holy Cross	10
33. Georgetown	15	95. Florida Int'l.	10
33. Idaho St.	15	100. Norfolk St.	9
33. Lafayette	15	100. Rhode Island	9
33. Hampton	15	100. Robert Morris	9
33. Central Conn. St.	15	100. Ark.-Pine Bluff	9
33. Davidson	15	100. William & Mary	9
45. Alcorn St.	14	100. VMI	9
45. Charleston So.	14	106. Jackson St.	8
45. Elon	14	106. Liberty	8
45. Prairie View	14	106. Southwest Mo. St.	8
45. Pennsylvania	14	106. Siena	8
45. Montana St.	14	110. Butler	7
45. Marist	14	110. Iona	7
45. Colgate	14	110. Tennessee Tech	7
53. Albany (N.Y.)	13	110. Princeton	7
53. Bucknell	13	114. Dartmouth	6
53. Eastern Wash.	13	114. Richmond	6
53. Furman	13	114. Lehigh	6
53. Nicholls St.	13	117. Ga. Southern	5
53. Gardner-Webb	13	117. La Salle	5
53. Towson	13	117. Valparaiso	5
53. Tennessee St.	13	120. Cornell	4
		120. Harvard	4

Passes Intercepted

Rank, School	No.	Rank, School	No.
1. Alabama A&M	24	16. Ark.-Pine Bluff	17
1. Northern Ariz.	24	16. VMI	17
3. N.C. A&T	23	16. Texas Southern	17
4. Massachusetts	22	16. Stephen F. Austin	17
4. Wofford	22	16. Southern U.	17
		16. Southeast Mo. St.	17
6. Towson	21	16. Monmouth	17
7. Bucknell	20	27. Austin Peay	16
7. New Hampshire	20	27. Delaware	16
9. Alcorn St.	19	27. Grambling	16
9. Colgate	19	27. Georgetown	16
9. Pennsylvania	19	27. Fordham	16
9. Appalachian St.	19	27. Harvard	16
13. Iona	18	27. Lehigh	16
13. Mississippi Val.	18	27. Liberty	16
13. Valparaiso	18	27. Southwest Mo. St.	16
16. Coastal Caro.	17	27. Robert Morris	16
16. Duquesne	17	27. Morgan St.	16
16. East Tenn. St.	17	38. Central Conn. St.	15
16. Fla. Atlantic	17		

Rank, School	No.	Rank, School	No.
38. Eastern Wash.	15	78. Sacramento St.	11
38. Florida A&M	15	78. Florida Int'l.	11
38. McNeese St.	15	78. Idaho St.	11
38. Rhode Island	15	78. Ga. Southern	11
38. Morehead St.	15	85. Brown	10
38. Wagner	15	85. Citadel	10
38. Jacksonville St.	15	85. Tennessee Tech	10
38. Dayton	15	85. Nicholls St.	10
47. Bethune-Cookman	14	85. Murray St.	10
47. Samford	14	85. Hofstra	10
47. Southeastern La.	14	91. Howard	9
47. Western Ky.	14	91. Portland St.	9
47. Weber St.	14	91. William & Mary	9
47. Tennessee St.	14	91. Gardner-Webb	9
47. San Diego	14	91. St. Francis (Pa.)	9
47. St. Mary's (Cal.)	14	96. Charleston So.	8
47. Northwestern St.	14	96. Drake	8
47. Sacred Heart	14	96. Hampton	8
57. Alabama St.	13	96. Illinois St.	8
57. Youngstown St.	13	96. Jacksonville	8
57. Stony Brook	13	96. Columbia	8
57. Texas St.	13	96. Yale	8
57. Siena	13	96. Southern Utah	8
57. Savannah St.	13	96. Prairie View	8
57. Northeastern	13	96. Marist	8
57. Montana St.	13	106. Albany (N.Y.)	7
57. James Madison	13	106. Delaware St.	7
57. Jackson St.	13	106. Indiana St.	7
57. Butler	13	106. Norfolk St.	7
68. Dartmouth	12	106. St. Peter's	7
68. Davidson	12	106. Chattanooga	7
68. Eastern Ill.	12	106. Sam Houston St.	7
68. Furman	12	106. Richmond	7
68. Maine	12	106. La Salle	7
68. Tenn.-Martin	12	106. Eastern Ky.	7
68. South Carolina St.	12	116. Lafayette	6
68. Northern Iowa	12	116. Princeton	6
68. Montana	12	116. Villanova	6
68. Holy Cross	12	116. Western Caro.	6
68. Cal Poly	11	120. Cornell	4
78. Elon	11	120. Western Ill.	4
78. Southern Ill.	11		

Fumbles Lost

Rank, School	No.	Rank, School	No.
1. Austin Peay	4	33. Northern Ariz.	11
1. Yale	4	39. Brown	12
3. Southern U.	5	39. Drake	12
4. Dartmouth	6	39. Western Ky.	12
4. Jacksonville	6	39. Wagner	12
4. Lehigh	6	39. Towson	12
4. Illinois St.	6	39. Tenn.-Martin	12
8. Harvard	7	39. Tennessee St.	12
8. Lafayette	7	39. Stephen F. Austin	12
8. Pennsylvania	7	39. St. Francis (Pa.)	12
8. Idaho St.	7	39. Robert Morris	12
12. Columbia	8	39. Prairie View	12
12. Marist	8	39. Montana St.	12
12. Northeastern	8	39. Monmouth	12
12. San Diego	8	39. McNeese St.	12
12. La Salle	8	39. Maine	12
17. Alabama A&M	9	39. Liberty	12
17. Delaware St.	9	39. Iona	12
17. Weber St.	9	39. Fordham	12
17. Villanova	9	39. Davidson	12
17. St. Peter's	9	39. Elon	12
17. Richmond	9	39. Southwest Mo. St.	12
17. Holy Cross	9	39. Northern Iowa	12
24. Dayton	10	39. Cornell	12
24. Portland St.	10	39. Coastal Caro.	12
24. Eastern Wash.	10	39. Citadel	12
24. Georgetown	10	39. Cal Poly	12
24. Southern Ill.	10	65. Alabama St.	13
24. Wofford	10	65. Norfolk St.	13
24. William & Mary	10	65. New Hampshire	13
24. Western Caro.	10	65. Grambling	13
24. Samford	10	65. Montana	13
33. Sacramento St.	11	65. Morgan St.	13
33. Jacksonville St.	11	65. Eastern Ill.	13
33. Murray St.	11	72. Alcorn St.	14
33. Southern Utah	11	72. Valparaiso	14
33. St. Mary's (Cal.)	11		

Rank, School	No.	Rank, School	No.
72. Chattanooga	14	93. Massachusetts	16
72. Texas St.	14	93. Indiana St.	16
72. South Carolina St.	14	93. Hofstra	16
72. Sacred Heart	14	93. Florida A&M	16
72. Morehead St.	14	102. Bucknell	17
72. Howard	14	102. Fla. Atlantic	17
72. Hampton	14	102. VMI	17
72. Florida Int'l.	14	102. Southeastern La.	17
72. East Tenn. St.	14	102. Princeton	17
72. Duquesne	14	102. Central Conn. St.	17
72. Youngstown St.	14	108. Albany (N.Y.)	18
72. Delaware	14	108. Furman	18
72. Colgate	14	108. James Madison	18
72. Appalachian St.	14	111. Charleston So.	19
72. Butler	14	111. Texas Southern	19
89. Ga. Southern	15	111. Ark.-Pine Bluff	19
89. Southeast Mo. St.	15	111. Western Ill.	19
89. Stony Brook	15	111. Northwestern St.	19
89. Jackson St.	15	111. Rhode Island	19
93. Eastern Ky.	16	117. Sam Houston St.	20
93. Gardner-Webb	16	117. Savannah St.	20
93. Tennessee Tech	16	119. Nicholls St.	21
93. N.C. A&T	16	120. Bethune-Cookman	22
93. Mississippi Val.	16	121. Siena	24

Passes Had Intercepted

Rank, School	No.	Rank, School	No.
1. Nicholls St.	3	53. Liberty	12
2. Cal Poly	4	53. Florida Int'l.	12
2. San Diego	4	53. Harvard	12
4. Bucknell	5	53. Lehigh	12
4. Eastern Wash.	5	53. Holy Cross	12
6. Appalachian St.	7	61. Austin Peay	13
6. Western Ky.	7	61. Citadel	13
6. Yale	7	61. Towson	13
6. William & Mary	7	61. Marist	13
6. Southern Ill.	7	61. James Madison	13
6. Princeton	7	61. Hampton	13
6. Delaware	7	61. Florida A&M	13
6. Northern Iowa	7	61. Eastern Ky.	13
14. Dayton	8	61. Drake	13
14. N.C. A&T	8	61. Delaware St.	13
14. Wofford	8	61. Cornell	13
14. VMI	8	61. Columbia	13
14. Northwestern St.	8	73. Alabama St.	14
14. Jacksonville St.	8	73. Sacramento St.	14
20. East Tenn. St.	9	73. Brown	14
20. Furman	9	73. Western Ill.	14
20. Sacred Heart	9	73. Northern Ariz.	14
20. Stephen F. Austin	9	73. Montana	14
20. Weber St.	9	73. Mississippi Val.	14
20. Texas Southern	9	73. Illinois St.	14
20. Samford	9	73. Howard	14
20. McNeese St.	9	73. Grambling	14
20. Northeastern	9	73. Fordham	14
20. Ga. Southern	9	84. Colgate	15
20. Fla. Atlantic	9	84. Massachusetts	15
31. Bethune-Cookman	10	84. Prairie View	15
31. Southwest Mo. St.	10	84. Richmond	15
31. Robert Morris	10	84. Gardner-Webb	15
31. Rhode Island	10	84. Southeast Mo. St.	15
31. Pennsylvania	10	90. Charleston So.	16
31. New Hampshire	10	90. Georgetown	16
31. Maine	10	90. Indiana St.	16
31. Jacksonville	10	90. Tennessee St.	16
31. Eastern Ill.	10	90. Southern U.	16
31. Coastal Caro.	10	90. St. Peter's	16
31. Wagner	10	90. Murray St.	16
31. Valparaiso	10	90. Lafayette	16
31. Stony Brook	10	98. Duquesne	17
44. Albany (N.Y.)	11	98. Texas St.	17
44. Montana St.	11	98. Southern Utah	17
44. Morehead St.	11	98. Idaho St.	17
44. Youngstown St.	11	98. Iona	17
44. Tenn.-Martin	11	103. Alabama A&M	18
44. Siena	11	103. Portland St.	18
44. Norfolk St.	11	103. St. Francis (Pa.)	18
44. Morgan St.	11	103. Jackson St.	18
44. Dartmouth	11	103. Alcorn St.	18
53. Central Conn. St.	12	108. Tennessee Tech	19
53. Villanova	12	108. Western Caro.	19
53. Monmouth	12	110. La Salle	20

Rank, School	No.	Rank, School	No.
110. South Carolina St.	20	117. Davidson	22
110. Southeastern La.	20	117. Chattanooga	22
113. Butler	21	119. Hofstra	25
113. Ark.-Pine Bluff	21	119. Savannah St.	25
113. Sam Houston St.	21	121. St. Mary's (Cal.)	28
113. Elon	21		

Turnovers Gained

Rank, School	No.	Rank, School	No.
1. Wofford	41	55. Samford	26
2. Alabama A&M	40	55. Morehead St.	26
2. Delaware	40	55. James Madison	26
2. Massachusetts	40	65. Furman	25
5. Northern Ariz.	36	65. Iona	25
6. Austin Peay	35	65. Robert Morris	25
6. N.C. A&T	35	65. San Diego	25
8. Coastal Caro.	34	65. Elon	25
8. Towson	34	65. Chattanooga	25
8. East Tenn. St.	34	65. Texas St.	25
8. Southern U.	34	65. St. Mary's (Cal.)	25
12. Alcorn St.	33	65. Jacksonville	25
12. Bucknell	33	74. Liberty	24
12. Dayton	33	74. Youngstown St.	24
12. Fla. Atlantic	33	74. Southwest Mo. St.	24
12. Texas Southern	33	74. Southern Utah	24
12. Southeast Mo. St.	33	74. Rhode Island	24
12. Pennsylvania	33	79. Cal Poly	23
12. New Hampshire	33	79. Nicholls St.	23
12. Colgate	33	79. Valparaiso	23
12. Bethune-Cookman	33	79. Tenn.-Martin	23
22. Appalachian St.	32	79. Hampton	23
22. Montana	32	79. Citadel	23
22. Eastern Ill.	32	85. Charleston So.	23
22. Stony Brook	32	85. Marist	22
22. Jacksonville St.	32	85. Gardner-Webb	22
27. Georgetown	31	85. Western Ill.	22
27. Southeastern La.	31	85. Sam Houston St.	22
29. Central Conn. St.	30	85. Prairie View	22
29. Northwestern St.	30	85. Murray St.	22
29. Wagner	30	85. Lehigh	22
29. Sacred Heart	30	85. Holy Cross	22
33. Duquesne	29	94. Sacramento St.	21
33. Mississippi Val.	29	94. Siena	21
33. Western Ky.	29	94. Lafayette	21
33. Savannah St.	29	94. Jackson St.	21
33. Northeastern	29	94. Florida Int'l.	21
33. Northern Iowa	29	94. Columbia	21
33. Monmouth	29	100. Albany (N.Y.)	20
33. Howard	29	100. Butler	20
33. Fordham	29	100. Drake	20
42. Alabama St.	28	100. Harvard	20
42. Stephen F. Austin	28	100. Yale	20
42. McNeese St.	28	100. Portland St.	20
42. Maine	28	106. Illinois St.	19
42. Hofstra	28	106. Indiana St.	19
42. Eastern Wash.	28	106. St. Francis (Pa.)	19
48. Davidson	27	109. Dartmouth	18
48. Morgan St.	27	109. Eastern Ky.	18
48. Tennessee St.	27	109. St. Peter's	18
48. South Carolina St.	27	109. Villanova	18
48. Montana St.	27	109. William & Mary	18
48. Grambling	27	114. Tennessee Tech	17
48. Florida A&M	27	115. Ga. Southern	16
55. Brown	26	115. Western Caro.	16
55. Delaware St.	26	115. Norfolk St.	16
55. Idaho St.	26	118. Princeton	13
55. Ark.-Pine Bluff	26	118. Richmond	13
55. Weber St.	26	120. La Salle	12
55. VMI	26	121. Cornell	8
55. Southern Ill.	26		

Turnovers Lost

Rank, School	No.	Rank, School	No.
1. Yale	11	6. Northeastern	17
2. San Diego	12	12. Dayton	18
3. Eastern Wash.	15	12. Wofford	18
4. Cal Poly	16	12. Weber St.	18
4. Jacksonville	16	12. Lehigh	18
6. Austin Peay	17	16. Harvard	19
6. Alcorn St.	17	16. Jacksonville St.	19
6. Southern Ill.	17	16. Western Ky.	19
6. William & Mary	17	16. Samford	19
6. Pennsylvania	17	16. Northern Iowa	19

Rank, School	No.	Rank, School	No.	Rank, School	No.	Rank, School	No.
21. Illinois St.	20	45. Richmond	24	72. Alabama A&M	27	95. St. Francis (Pa.)	30
22. Appalachian St.	21	45. Princeton	24	72. Prairie View	27	98. Duquesne	31
22. Columbia	21	45. N.C. A&T	24	72. Northwestern St.	27	98. Massachusetts	31
22. Southern U.	21	45. Idaho St.	24	72. Murray St.	27	98. James Madison	31
22. Villanova	21	45. Liberty	24	72. Montana	27	98. Gardner-Webb	31
22. Stephen F. Austin	21	45. Morgan St.	24	72. Hampton	27	98. Texas St.	31
22. Marist	21	45. Norfolk St.	24	72. Grambling	27	103. Alcorn St.	32
22. McNeese St.	21	45. Nicholls St.	24	72. Furman	27	103. Bethune-Cookman	32
22. Delaware	21	45. Monmouth	24	72. Alabama St.	27	103. Indiana St.	32
22. Holy Cross	21	56. Sacramento St.	25	81. Howard	28	106. Jackson St.	33
31. Bucknell	22	56. Citadel	25	81. Portland St.	28	106. Western Ill.	33
31. Delaware St.	22	56. Youngstown St.	25	81. La Salle	28	106. Elon	33
31. Wagner	22	56. VMI	25	81. Southern Utah	28	109. Davidson	34
31. Southwest Mo. St.	22	56. Towson	25	81. Texas Southern	28	109. South Carolina St.	34
31. Robert Morris	22	56. Stony Brook	25	81. Tennessee St.	28	111. Charleston So.	35
31. Maine	22	56. St. Peter's	25	87. Albany (N.Y.)	29	111. Butler	35
31. Coastal Caro.	22	56. Northern Ariz.	25	87. Eastern Ky.	29	111. Siena	35
38. East Tenn. St.	23	56. Morehead St.	25	87. Florida A&M	29	111. Tennessee Tech	35
38. Tenn.-Martin	23	56. Drake	25	87. Colgate	29	115. Chattanooga	36
38. Sacred Heart	23	56. Cornell	25	87. Western Caro.	29	116. Southeastern La.	37
38. Eastern Ill.	23	67. Brown	26	87. Rhode Island	29	117. St. Mary's (Cal.)	39
38. Lafayette	23	67. Fordham	26	87. Iona	29	118. Ark.-Pine Bluff	40
38. Montana St.	23	67. Georgetown	26	87. Central Conn. St.	29	119. Hofstra	41
38. New Hampshire	23	67. Florida Int'l	26	95. Mississippi Val.	30	119. Sam Houston St.	41
45. Ga. Southern	24	67. Fla. Atlantic	26	95. Southeast Mo. St.	30	121. Savannah St.	45
45. Valparaiso	24						

Passing Efficiency

Rank, School	G	Att	Com	Pct	Int	IPct	Yds	Yds/Att	TD	TDPct	Rating	W	L	T
1. San Diego	10	341	208	61.00	4	1.17	3126	9.17	35	10.26	169.53	8	2	0
2. Fla. Atlantic	14	385	249	64.68	9	2.34	3418	8.88	29	7.53	159.46	11	3	0
3. Valparaiso	12	422	241	57.11	10	2.37	3828	9.07	39	9.24	159.06	8	4	0
4. Stephen F. Austin	11	265	157	59.25	9	3.40	2462	9.29	21	7.92	156.60	7	4	0
5. Southern U.	13	403	261	64.76	16	3.97	3481	8.64	33	8.19	156.44	12	1	0
6. William & Mary	10	288	183	63.54	7	2.43	2306	8.01	22	7.64	151.11	5	5	0
7. Duquesne	11	357	211	59.10	17	4.76	3159	8.85	27	7.56	148.86	8	3	0
8. Dayton	11	195	117	60.00	8	4.10	1849	9.48	10	5.13	148.37	9	2	0
9. McNeese St.	12	318	182	57.23	9	2.83	2692	8.47	22	6.92	145.48	10	2	0
10. Pennsylvania	10	356	220	61.80	10	2.81	2674	7.51	28	7.87	145.23	10	0	0
11. Harvard	10	285	161	56.49	12	4.21	2454	8.61	21	7.37	144.72	7	3	0
12. Eastern Wash.	11	355	221	62.25	5	1.41	2720	7.66	22	6.20	144.29	6	5	0
13. Southern Ill.	12	221	123	55.66	7	3.17	1806	8.17	17	7.69	143.39	10	2	0
14. Yale	10	385	230	59.74	7	1.82	3073	7.98	23	5.97	142.83	6	4	0
15. Northern Ariz.	13	449	262	58.35	14	3.12	3660	8.15	30	6.68	142.69	9	4	0
16. Bucknell	12	170	99	58.24	5	2.94	1545	9.09	7	4.12	142.25	6	6	0
17. Northeastern	12	272	151	55.51	9	3.31	2273	8.36	19	6.99	142.13	8	4	0
18. Nicholls St.	11	107	53	49.53	3	2.80	975	9.11	7	6.54	142.02	5	6	0
19. Delaware	16	404	245	60.64	7	1.73	2937	7.27	27	6.68	140.26	15	1	0
20. Cal Poly	11	261	148	56.70	4	1.53	2022	7.75	17	6.51	140.20	7	4	0
21. Northern Iowa	13	297	164	55.22	7	2.36	2367	7.97	19	6.40	138.54	10	3	0
22. Western Ill.	13	387	216	55.81	14	3.62	3211	8.30	23	5.94	137.87	9	4	0
23. VMI	12	308	179	58.12	8	2.60	2509	8.15	15	4.87	137.40	6	6	0
24. Western Ky.	13	229	119	51.97	7	3.06	1974	8.62	13	5.68	137.03	9	4	0
25. Alcorn St.	12	351	188	53.56	18	5.13	2932	8.35	25	7.12	137.02	7	5	0
26. Villanova	11	386	258	66.84	12	3.11	2680	6.94	20	5.18	136.00	7	4	0
27. Morehead St.	11	340	188	55.29	11	3.24	2663	7.83	22	6.47	135.97	8	3	0
28. Weber St.	12	254	134	52.76	9	3.54	2036	8.02	17	6.69	135.13	8	4	0
29. Drake	12	397	215	54.16	13	3.27	3143	7.92	25	6.30	134.93	6	6	0
30. Appalachian St.	11	239	135	56.49	7	2.93	1760	7.36	16	6.69	134.59	7	4	0
31. Lehigh	11	378	216	57.14	12	3.17	2699	7.14	27	7.14	134.30	8	3	0
32. Samford	11	428	256	59.81	9	2.10	2986	6.98	26	6.07	134.24	7	4	0
33. Fordham	12	420	255	60.71	14	3.33	3105	7.39	23	5.48	134.20	9	3	0
34. Maine	11	334	189	56.59	10	2.99	2467	7.39	21	6.29	133.40	6	5	0
35. James Madison	12	260	152	58.46	13	5.00	2028	7.80	15	5.77	133.06	6	6	0
36. Furman	11	225	140	62.22	9	4.00	1793	7.97	8	3.56	132.87	6	5	0
37. New Hampshire	12	416	253	60.82	10	2.40	2821	6.78	25	6.01	132.79	5	7	0
38. Eastern Ky.	12	377	210	55.70	13	3.45	2897	7.68	21	5.57	131.73	7	5	0
39. Idaho St.	12	512	300	58.59	17	3.32	3595	7.02	31	6.05	130.92	8	4	0
40. Grambling	12	538	291	54.09	14	2.60	3862	7.18	34	6.32	130.05	9	3	0
41. Robert Morris	10	270	148	54.81	10	3.70	2067	7.66	15	5.56	130.03	6	4	0
42. Lafayette	11	398	236	59.30	16	4.02	2795	7.02	23	5.78	129.32	5	6	0
43. Colgate	16	402	227	56.47	15	3.73	2869	7.14	23	5.72	127.87	15	1	0
44. Alabama St.	13	347	176	50.72	14	4.03	2610	7.52	22	6.34	126.73	8	5	0
45. Princeton	10	327	174	53.21	7	2.14	2499	7.64	13	3.98	126.23	2	8	0
46. Monmouth	12	277	152	54.87	12	4.33	1925	6.95	18	6.50	126.06	10	2	0
47. Georgetown	12	306	162	52.94	16	5.23	2293	7.49	19	6.21	125.88	4	8	0
48. Massachusetts	13	433	228	52.66	15	3.46	3011	6.95	28	6.47	125.52	10	3	0
49. Gardner-Webb	12	367	220	59.95	15	4.09	2339	6.37	22	5.99	125.04	8	4	0
50. Bethune-Cookman	12	247	122	49.39	10	4.05	1792	7.26	17	6.88	124.96	9	3	0
51. Florida A&M	12	417	257	61.63	13	3.12	2798	6.71	15	3.60	123.60	6	6	0
52. Columbia	10	394	229	58.12	13	3.30	2701	6.86	17	4.31	123.32	4	6	0
52. Holy Cross	12	452	249	55.09	12	2.65	3014	6.67	24	5.31	123.32	1	11	0
54. Montana	13	326	185	56.75	14	4.29	2315	7.10	15	4.60	122.95	9	4	0

Rank, School	G	Att	Com	Pct	Int	IPct	Yds	Yds/Att	TD	TDPct	Rating	W	L	T
55. Tennessee St.	12	380	184	48.42	16	4.21	2755	7.25	25	6.58	122.59	7	5	0
56. Portland St.	11	340	189	55.59	18	5.29	2497	7.34	16	4.71	122.23	4	7	0
57. Southeastern La.	12	621	373	60.06	20	3.22	3788	6.10	32	5.15	121.90	5	7	0
58. Jacksonville	11	343	170	49.56	10	2.92	2360	6.88	21	6.12	121.77	5	6	0
59. Southeast Mo. St.	12	448	268	59.82	15	3.35	3188	7.12	12	2.68	121.72	5	7	0
60. Southwest Mo. St.	11	276	141	51.09	10	3.62	1925	6.97	16	5.80	121.57	4	7	0
61. Stony Brook	10	302	175	57.95	10	3.31	2031	6.73	12	3.97	120.88	6	4	0
62. Brown	10	382	231	60.47	14	3.66	2463	6.45	14	3.66	119.42	5	5	0
63. Dartmouth	10	371	208	56.06	11	2.96	2404	6.48	15	4.04	117.94	5	5	0
64. Iona	11	318	148	46.54	17	5.35	2445	7.69	16	5.03	117.00	6	5	0
65. Montana St.	13	407	239	58.72	11	2.70	2580	6.34	12	2.95	116.27	7	6	0
66. Towson	12	319	160	50.16	13	4.08	2307	7.23	13	4.08	116.25	6	6	0
67. Sacramento St.	11	350	186	53.14	14	4.00	2328	6.65	16	4.57	116.06	2	9	0
68. La Salle	11	350	187	53.43	20	5.71	2557	7.31	13	3.71	115.60	3	8	0
69. Richmond	11	336	187	55.65	15	4.46	2278	6.78	12	3.57	115.51	2	9	0
70. South Carolina St.	12	355	189	53.24	20	5.63	2326	6.55	19	5.35	114.63	8	4	0
71. Central Conn. St.	11	278	133	47.84	12	4.32	1903	6.85	15	5.40	114.47	3	8	0
72. Western Caro.	12	443	257	58.01	19	4.29	2877	6.49	14	3.16	114.40	5	7	0
73. Hampton	11	287	131	45.64	13	4.53	2012	7.01	16	5.57	113.83	7	4	0
74. Texas St.	12	474	240	50.63	17	3.59	3129	6.60	21	4.43	113.50	4	8	0
74. Tenn.-Martin	12	428	251	58.64	11	2.57	2509	5.86	14	3.27	113.50	2	10	0
76. Wofford	14	116	63	54.31	8	6.90	771	6.65	6	5.17	113.41	12	2	0
77. Hofstra	12	427	229	53.63	25	5.85	3002	7.03	16	3.75	113.31	2	10	0
78. N.C. A&T	13	296	136	45.95	8	2.70	2150	7.26	10	3.38	112.66	10	3	0
79. Florida Int'l.	12	415	212	51.08	12	2.89	2757	6.64	14	3.37	112.25	2	10	0
80. Chattanooga	12	444	268	60.36	22	4.95	2814	6.34	11	2.48	111.90	3	9	0
81. Citadel	12	309	157	50.81	13	4.21	1959	6.34	13	4.21	109.52	6	6	0
82. Eastern Ill.	12	368	220	59.78	10	2.72	1959	5.32	11	2.99	108.95	4	8	0
83. St. Francis (Pa.)	10	323	172	53.25	18	5.57	1976	6.12	15	4.64	108.87	1	9	0
84. Youngstown St.	12	284	143	50.35	11	3.87	1685	5.93	14	4.93	108.76	5	7	0
85. Sacred Heart	11	232	110	47.41	9	3.88	1497	6.45	10	4.31	108.07	6	5	0
86. Northwestern St.	12	309	152	49.19	8	2.59	1901	6.15	11	3.56	107.45	6	6	0
87. Rhode Island	12	145	73	50.34	10	6.90	987	6.81	6	4.14	107.34	4	8	0
88. Sam Houston St.	11	392	210	53.57	21	5.36	2453	6.26	14	3.57	107.24	2	9	0
89. Davidson	11	354	166	46.89	22	6.21	2351	6.64	18	5.08	107.04	3	8	0
90. Illinois St.	12	345	177	51.30	14	4.06	2132	6.18	12	3.48	106.57	6	6	0
91. Wagner	11	334	168	50.30	10	2.99	1925	5.76	14	4.19	106.56	6	5	0
92. Marist	10	276	137	49.64	13	4.71	1776	6.43	9	3.26	104.99	4	6	0
93. Ga. Southern	11	115	49	42.61	9	7.83	869	7.56	5	4.35	104.77	7	4	0
94. Tennessee Tech	11	318	167	52.52	19	5.97	2025	6.37	10	3.14	104.42	2	9	0
95. Charleston So.	12	419	219	52.27	16	3.82	2453	5.85	13	3.10	104.08	1	11	0
96. Murray St.	12	368	193	52.45	16	4.35	2121	5.76	11	2.99	101.98	4	8	0
97. Jackson St.	12	418	206	49.28	18	4.31	2413	5.77	16	3.83	101.81	2	10	0
98. Liberty	12	297	145	48.82	12	4.04	1765	5.94	9	3.03	100.64	6	6	0
99. Delaware St.	11	321	157	48.91	13	4.05	1773	5.52	13	4.05	100.56	1	10	0
100. Alabama A&M	12	348	164	47.13	18	5.17	2192	6.30	11	3.16	100.10	8	4	0
101. Southern Utah	11	457	226	49.45	17	3.72	2456	5.37	17	3.72	99.48	4	7	0
102. Austin Peay	11	320	161	50.31	13	4.06	1859	5.81	8	2.50	99.22	4	7	0
103. Norfolk St.	12	339	157	46.31	11	3.24	2057	6.07	8	2.36	98.57	1	11	0
104. Jacksonville St.	12	220	99	45.00	8	3.64	1277	5.80	8	3.64	98.49	8	4	0
105. East Tenn. St.	12	266	125	46.99	9	3.38	1403	5.27	11	4.14	98.18	5	7	0
106. Morgan St.	11	291	116	39.86	11	3.78	1763	6.06	13	4.47	97.97	6	5	0
107. Cornell	10	399	202	50.63	13	3.26	2167	5.43	9	2.26	97.15	1	9	0
108. Butler	11	344	179	52.03	21	6.10	2045	5.94	7	2.03	96.44	2	9	0
109. Ark.-Pine Bluff	11	352	155	44.03	21	5.97	2117	6.01	14	3.98	95.71	4	7	0
110. Texas Southern	11	278	160	57.55	9	3.24	1218	4.38	5	1.80	93.86	5	6	0
111. Indiana St.	12	286	136	47.55	16	5.59	1634	5.71	8	2.80	93.63	3	9	0
112. Mississippi Val.	11	352	167	47.44	14	3.98	1929	5.48	8	2.27	92.98	2	9	0
113. Prairie View	10	286	152	53.15	15	5.24	1407	4.92	7	2.45	92.01	1	9	0
114. St. Peter's	10	306	151	49.35	16	5.23	1549	5.06	8	2.61	89.99	2	8	0
115. Howard	11	268	131	48.88	14	5.22	1249	4.66	7	2.61	86.22	4	7	0
116. Albany (N.Y.)	11	182	74	40.66	11	6.04	933	5.13	7	3.85	84.37	7	4	0
117. Savannah St.	12	340	143	42.06	25	7.35	1831	5.39	9	2.65	81.37	0	12	0
118. Coastal Caro.	11	215	91	42.33	10	4.65	1003	4.67	5	2.33	79.86	6	5	0
119. St. Mary's (Cal.)	12	290	147	50.69	28	9.66	1422	4.90	5	1.72	78.27	1	11	0
120. Elon	12	239	97	40.59	21	8.79	1095	4.58	2	.84	64.27	2	10	0
121. Siena	11	158	51	32.28	11	6.96	733	4.64	3	1.90	63.61	0	11	0

Pass Efficiency Defense

Rank, School	G	Att	Com	Pct	Int	IPct	Yds	Yds/Att	TD	TDPct	Rating	W	L	T
1. South Carolina St.	12	322	147	45.65	12	3.73	1790	5.56	8	2.48	93.14	8	4	0
2. Howard	11	277	136	49.10	9	3.25	1494	5.39	5	1.81	93.86	4	7	0
3. N.C. A&T	13	348	171	49.14	23	6.61	1941	5.58	13	3.74	95.06	10	3	0
4. Wagner	11	289	140	48.44	15	5.19	1728	5.98	8	2.77	97.38	6	5	0
5. Furman	11	272	150	55.15	12	4.41	1461	5.37	5	1.84	97.46	6	5	0
6. Stephen F. Austin	11	380	179	47.11	17	4.47	2252	5.93	11	2.89	97.49	7	4	0
7. Fordham	12	359	179	49.86	16	4.46	2058	5.73	11	3.06	99.25	9	3	0
8. Monmouth	12	379	194	51.19	17	4.49	2160	5.70	11	2.90	99.68	10	2	0
9. Southwest Mo. St.	11	261	133	50.96	16	6.13	1508	5.78	11	4.21	101.18	4	7	0
10. Southern U.	13	405	195	48.15	17	4.20	2471	6.10	13	3.21	101.55	12	1	0
11. Alabama A&M	12	359	173	48.19	24	6.69	2106	5.87	19	5.29	101.57	8	4	0

Rank, School	G	Att	Com	Pct	Int	IPct	Yds	Yds/Att	TD	TDPct	Rating	W	L	T
12. Bethune-Cookman.....	12	337	146	43.32	14	4.15	2134	6.33	14	4.15	101.89	9	3	0
13. Alcorn St.....	12	369	191	51.76	19	5.15	2209	5.99	13	3.52	103.41	7	5	0
14. Lehigh.....	11	346	172	49.71	16	4.62	1966	5.68	16	4.62	103.44	8	3	0
15. Morehead St.....	11	328	149	45.43	15	4.57	2160	6.59	12	3.66	103.64	8	3	0
16. Hampton.....	11	315	158	50.16	8	2.54	1770	5.62	11	3.49	103.84	7	4	0
17. Colgate.....	16	564	294	52.13	19	3.37	3318	5.88	16	2.84	104.14	15	1	0
18. Western Ky.....	13	300	163	54.33	14	4.67	1969	6.56	4	1.33	104.50	9	4	0
19. Florida A&M.....	12	319	165	51.72	15	4.70	2018	6.33	9	2.82	104.74	6	6	0
20. Sacred Heart.....	11	308	135	43.83	14	4.55	1886	6.12	18	5.84	105.43	6	5	0
21. VMI.....	12	351	176	50.14	17	4.84	2234	6.36	13	3.70	106.10	6	6	0
22. Ark.-Pine Bluff.....	11	332	158	47.59	17	5.12	2051	6.18	17	5.12	106.15	4	7	0
23. Montana St.....	13	352	175	49.72	13	3.69	2193	6.23	14	3.98	107.77	7	6	0
24. Wofford.....	14	427	254	59.48	22	5.15	2665	6.24	8	1.87	107.80	12	2	0
25. Southeast Mo. St.....	12	316	170	53.80	17	5.38	1970	6.23	12	3.80	107.94	5	7	0
26. Gardner-Webb.....	12	345	181	52.46	9	2.61	2138	6.20	9	2.61	107.95	8	4	0
27. Iowa.....	11	288	148	51.39	18	6.25	1869	6.49	13	4.51	108.31	6	5	0
28. McNeese St.....	12	396	190	47.98	15	3.79	2461	6.21	19	4.80	108.46	10	2	0
29. Mississippi Val.....	11	322	171	53.11	18	5.59	2029	6.30	14	4.35	109.20	2	9	0
30. East Tenn. St.....	12	276	153	55.43	17	6.16	1821	6.60	9	3.26	109.26	5	7	0
31. Youngstown St.....	12	300	160	53.33	13	4.33	2004	6.68	9	3.00	110.65	5	7	0
32. Northern Iowa.....	13	384	192	50.00	12	3.13	2603	6.78	12	3.13	111.00	10	3	0
33. Coastal Caro.....	11	302	158	52.32	17	5.63	1955	6.47	15	4.97	111.81	6	5	0
34. Pennsylvania.....	10	364	213	58.52	19	5.22	2332	6.41	11	3.02	111.85	10	0	0
35. Appalachian St.....	11	269	147	54.65	19	7.06	1821	6.77	12	4.46	112.06	7	4	0
36. Northwestern St.....	12	332	163	49.10	14	4.22	2103	6.33	19	5.72	112.76	6	6	0
37. Ga. Southern.....	11	295	157	53.22	11	3.73	1966	6.66	10	3.39	112.91	7	4	0
38. Tennessee St.....	12	361	198	54.85	14	3.88	2246	6.22	15	4.16	113.02	7	5	0
39. Delaware.....	16	467	255	54.60	16	3.43	3019	6.46	16	3.43	113.36	15	1	0
40. Towson.....	12	291	143	49.14	21	7.22	2060	7.08	17	5.84	113.41	6	6	0
41. Villanova.....	11	314	171	54.46	6	1.91	1972	6.28	10	3.18	113.94	7	4	0
42. Albany (N.Y.).....	11	296	152	51.35	7	2.36	1921	6.49	12	4.05	114.56	7	4	0
43. Eastern Ill.....	12	361	208	57.62	12	3.32	2316	6.42	11	3.05	114.90	4	8	0
44. Northern Ariz.....	13	463	257	55.51	24	5.18	3227	6.97	16	3.46	115.08	9	4	0
45. Dayton.....	11	321	167	52.02	15	4.67	2103	6.55	17	5.30	115.16	9	2	0
46. Illinois St.....	12	328	148	45.12	8	2.44	2150	6.55	20	6.10	115.40	6	6	0
47. Jackson St.....	12	329	190	57.75	13	3.95	2102	6.39	12	3.65	115.60	2	10	0
48. Northeastern.....	12	320	176	55.00	13	4.06	2193	6.85	11	3.44	115.79	8	4	0
49. Texas Southern.....	11	285	141	49.47	17	5.96	1948	6.84	18	6.32	115.83	5	6	0
50. Maine.....	11	329	180	54.71	12	3.65	2131	6.48	14	4.26	115.86	6	5	0
51. Bucknell.....	12	416	229	55.05	20	4.81	2835	6.81	17	4.09	116.12	6	6	0
52. Murray St.....	12	267	131	49.06	10	3.75	1704	6.38	17	6.37	116.23	4	8	0
53. Harvard.....	10	433	225	51.96	16	3.70	2994	6.91	19	4.39	117.17	7	3	0
54. Grambling.....	12	446	237	53.14	16	3.59	3058	6.86	19	4.26	117.58	9	3	0
55. Dartmouth.....	10	393	225	57.25	12	3.05	2602	6.62	13	3.31	117.72	5	5	0
56. Elon.....	12	324	168	51.85	11	3.40	2259	6.97	14	4.32	117.94	2	10	0
57. Hofstra.....	12	295	162	54.92	10	3.39	1943	6.59	13	4.41	117.99	2	10	0
58. Cal Poly.....	11	335	174	51.94	11	3.28	2192	6.54	18	5.37	118.03	7	4	0
59. Southern Ill.....	12	365	203	55.62	11	3.01	2331	6.39	17	4.66	118.59	10	2	0
60. Fla. Atlantic.....	14	480	273	56.88	17	3.54	3146	6.55	20	4.17	118.62	11	3	0
61. Duquesne.....	11	298	172	57.72	17	5.70	2099	7.04	12	4.03	118.75	8	3	0
62. Alabama St.....	13	442	239	54.07	13	2.94	2933	6.64	22	4.98	120.38	8	5	0
63. Samford.....	11	350	201	57.43	14	4.00	2369	6.77	15	4.29	120.40	7	4	0
64. St. Peter's.....	10	234	114	48.72	7	2.99	1775	7.59	10	4.27	120.54	2	8	0
65. Weber St.....	12	357	197	55.18	14	3.92	2329	6.52	20	5.60	120.64	8	4	0
66. Indiana St.....	12	284	162	57.04	7	2.46	1928	6.79	10	3.52	120.72	3	9	0
67. James Madison.....	12	357	218	61.06	13	3.64	2344	6.57	13	3.64	120.99	6	6	0
68. Montana.....	13	406	222	54.68	12	2.96	2822	6.95	18	4.43	121.81	9	4	0
69. New Hampshire.....	12	390	215	55.13	20	5.13	2806	7.19	20	5.13	122.20	5	7	0
70. Eastern Wash.....	11	386	215	55.70	15	3.89	2725	7.06	18	4.66	122.62	6	5	0
71. Savannah St.....	12	294	149	50.68	13	4.42	2007	6.83	21	7.14	122.77	0	12	0
72. Princeton.....	10	367	202	55.04	6	1.63	2409	6.56	18	4.90	123.05	2	8	0
73. Eastern Ky.....	12	424	228	53.77	7	1.65	2937	6.93	19	4.48	123.47	7	5	0
74. Valparaiso.....	12	407	223	54.79	18	4.42	3033	7.45	19	4.67	123.96	8	4	0
75. Brown.....	10	330	193	58.48	10	3.03	2221	6.73	15	4.55	123.97	5	5	0
76. Robert Morris.....	10	231	123	53.25	16	6.93	1740	7.53	15	6.49	124.05	6	4	0
77. Massachusetts.....	13	433	262	60.51	22	5.08	2938	6.79	22	5.08	124.10	10	3	0
78. Stony Brook.....	10	246	140	56.91	13	5.28	1833	7.45	12	4.88	125.02	6	4	0
79. Sacramento St.....	11	339	208	61.36	11	3.24	2517	7.42	8	2.36	125.07	2	9	0
80. San Diego.....	10	315	166	52.70	14	4.44	2389	7.58	17	5.40	125.33	8	2	0
81. Morgan St.....	11	330	162	49.09	16	4.85	2645	8.02	19	5.76	125.73	6	5	0
82. Austin Peay.....	11	338	199	58.88	16	4.73	2447	7.24	16	4.73	125.87	4	7	0
83. Jacksonville St.....	12	479	272	56.78	15	3.13	3318	6.93	25	5.22	125.95	8	4	0
84. Southern Utah.....	11	376	202	53.72	8	2.13	2605	6.93	22	5.85	126.95	4	7	0
85. Drake.....	12	393	215	54.71	8	2.04	2786	7.09	20	5.09	126.97	6	6	0
86. Florida Int'l.....	12	289	170	58.82	11	3.81	2073	7.17	14	4.84	127.43	2	10	0
87. Texas St.....	12	321	179	55.76	13	4.05	2439	7.60	16	4.98	127.97	4	8	0
88. Citadel.....	12	264	147	55.68	10	3.79	1994	7.55	14	5.30	129.07	6	6	0
88. Portland St.....	11	289	171	59.17	9	3.11	2029	7.02	15	5.19	129.07	4	7	0
90. Southeastern La.....	12	338	171	50.59	14	4.14	2596	7.68	23	6.80	129.29	5	7	0
91. Georgetown.....	12	374	212	56.68	16	4.28	2757	7.37	22	5.88	129.48	4	8	0
92. Central Conn. St.....	11	272	156	57.35	15	5.51	1913	7.03	20	7.35	129.71	3	8	0
93. Siena.....	11	295	163	55.25	13	4.41	2300	7.80	17	5.76	130.99	0	11	0
94. Davidson.....	11	310	162	52.26	12	3.87	2456	7.92	19	6.13	131.33	3	8	0
95. St. Mary's (Cal.).....	12	351	194	55.27	14	3.99	2611	7.44	23	6.55	131.43	1	11	0

Rank, School	G	Ath	Com	Pct	Int	IPct	Yds	Yds/Ath	TD	TDPct	Rating	W	L	T
96. Norfolk St.	12	231	113	48.92	7	3.03	1744	7.55	18	7.79	131.97	1	11	0
97. Tennessee Tech	11	352	206	58.52	10	2.84	2571	7.30	20	5.68	132.92	2	9	0
98. La Salle	11	253	135	53.36	7	2.77	1819	7.19	19	7.51	133.04	3	8	0
99. Western Ill.	13	364	205	56.32	4	1.10	2525	6.94	24	6.59	134.13	9	4	0
100. Lafayette	11	322	185	57.45	6	1.86	2494	7.75	16	4.97	135.23	5	6	0
101. Western Caro.	12	336	203	60.42	6	1.79	2549	7.59	15	4.46	135.29	5	7	0
102. St. Francis (Pa.)	10	219	105	47.95	9	4.11	1829	8.35	17	7.76	135.45	1	9	0
103. Yale	10	341	198	58.06	8	2.35	2507	7.35	21	6.16	135.49	6	4	0
104. Charleston So.	12	293	157	53.58	8	2.73	2120	7.24	24	8.19	135.95	1	11	0
105. Delaware St.	11	242	130	53.72	7	2.89	1915	7.91	17	7.02	137.57	1	10	0
106. Nicholls St.	11	299	177	59.20	10	3.34	2399	8.02	18	6.02	139.77	5	6	0
107. Tenn.-Martin	12	321	179	55.76	12	3.74	2614	8.14	23	7.17	140.37	2	10	0
108. Liberty	12	320	184	57.50	16	5.00	2628	8.21	24	7.50	141.24	6	6	0
109. Sam Houston St.	11	269	148	55.02	7	2.60	2161	8.03	20	7.43	141.81	2	9	0
110. Marist	10	268	146	54.48	8	2.99	2194	8.19	20	7.46	141.92	4	6	0
111. Jacksonville	11	346	197	56.94	8	2.31	2765	7.99	24	6.94	142.29	5	6	0
112. William & Mary	10	251	156	62.15	9	3.59	2180	8.69	12	4.78	143.76	5	5	0
113. Chattanooga	12	247	142	57.49	7	2.83	2011	8.14	19	7.69	145.61	3	9	0
114. Rhode Island	12	357	226	63.31	15	4.20	2899	8.12	27	7.56	148.07	4	8	0
115. Columbia	10	297	183	61.62	8	2.69	2599	8.75	17	5.72	148.61	4	6	0
116. Idaho St.	12	404	235	58.17	11	2.72	3363	8.32	32	7.92	148.82	8	4	0
117. Cornell	10	239	140	58.58	4	1.67	1825	7.64	22	9.21	149.77	1	9	0
118. Holy Cross	12	335	213	63.58	12	3.58	2922	8.72	24	7.16	153.35	1	11	0
119. Richmond	11	244	145	59.43	7	2.87	2050	8.40	22	9.02	153.99	2	9	0
120. Butler	11	292	178	60.96	13	4.45	2667	9.13	29	9.93	161.59	2	9	0
121. Prairie View	10	293	188	64.16	8	2.73	2654	9.06	26	8.87	164.11	1	9	0

Total Defense

Rank, School	G	PI	Yds	Avg	TD	Yds/Gm	W	L	T	Rank, School	G	PI	Yds	Avg	TD	Yds/Gm	W	L	T
1. Monmouth	12	783	2931	3.74	13	244.25	10	2	0	53. Stony Brook	10	693	3484	5.03	32	348.40	6	4	0
2. Alabama A&M	12	790	3072	3.89	26	256.00	8	4	0	54. Ga. Southern	11	741	3855	5.20	31	350.45	7	4	0
3. N.C. A&T	13	801	3486	4.35	33	268.15	10	3	0	55. Massachusetts	13	949	4564	4.81	39	351.08	10	3	0
4. Furman	11	716	2998	4.19	18	272.55	6	5	0	56. Illinois St.	12	840	4233	5.04	38	352.75	6	6	0
5. Albany (N.Y.)	11	727	3070	4.22	24	279.09	7	4	0	57. Mississippi Val.	11	712	3889	5.46	43	353.55	2	9	0
6. Western Ky.	13	851	3688	4.33	27	283.69	9	4	0	58. Citadel	12	785	4250	5.41	39	354.17	6	6	0
7. Hampton	11	763	3151	4.13	29	286.45	7	4	0	59. Sacred Heart	11	809	3911	4.83	39	355.55	6	5	0
8. Bethune-Cookman	12	792	3440	4.34	32	286.67	9	3	0	60. Fordham	12	878	4271	4.86	32	355.92	9	3	0
9. Northwestern St.	12	773	3448	4.46	32	287.33	6	6	0	61. Northern Ariz.	13	868	4665	5.37	39	358.85	9	4	0
10. Dayton	11	697	3161	4.54	24	287.36	9	2	0	62. Morgan St.	11	745	3955	5.31	42	359.55	6	5	0
11. Robert Morris	10	617	2901	4.70	30	290.10	6	4	0	63. McNeese St.	12	843	4348	5.16	38	362.33	10	2	0
12. Montana St.	13	878	3852	4.39	26	296.31	7	6	0	64. Texas Southern	11	765	3990	5.22	43	362.73	5	6	0
13. Southern U.	13	837	3909	4.67	24	300.69	12	1	0	65. James Madison	12	864	4357	5.04	34	363.08	6	6	0
14. Villanova	11	731	3322	4.54	22	302.00	7	4	0	66. San Diego	10	683	3639	5.33	28	363.90	8	2	0
15. Colgate	16	107	4835	4.50	38	302.19	15	1	0	67. Delaware St.	11	694	4005	5.77	51	364.09	1	10	0
16. Delaware	16	106	4848	4.55	32	303.00	15	1	0	68. VMI	12	893	4399	4.93	33	366.58	6	6	0
17. Lehigh	11	757	3354	4.43	23	304.91	8	3	0	69. Brown	10	698	3692	5.29	32	369.20	5	5	0
18. South Carolina St.	12	845	3679	4.35	30	306.58	8	4	0	70. Fla. Atlantic	14	100	5174	5.17	37	369.57	11	3	0
18. Southern Ill.	12	817	3679	4.50	30	306.58	10	2	0	71. Elon	12	837	4436	5.30	37	369.67	2	10	0
20. Maine	11	727	3394	4.67	29	308.55	6	5	0	72. Central Conn. St.	11	803	4085	5.09	48	371.36	3	8	0
21. Montana	13	884	4039	4.57	33	310.69	9	4	0	73. Drake	12	830	4458	5.37	40	371.50	6	6	0
22. Weber St.	12	787	3746	4.76	30	312.17	8	4	0	73. Eastern Ky.	12	901	4458	4.95	45	371.50	7	5	0
23. Iona	11	750	3446	4.59	38	313.27	6	5	0	75. Savannah St.	12	782	4494	5.75	65	374.50	0	12	0
24. Appalachian St.	11	720	3447	4.79	29	313.36	7	4	0	76. Princeton	10	784	3760	4.80	34	376.00	2	8	0
25. Wofford	14	979	4400	4.49	26	314.29	12	2	0	77. Liberty	12	790	4543	5.75	51	378.58	6	6	0
26. Duquesne	11	747	3471	4.65	26	315.55	8	3	0	78. Georgetown	12	844	4548	5.39	44	379.00	4	8	0
27. Towson	12	768	3801	4.95	37	316.75	6	6	0	79. Jackson St.	12	826	4555	5.51	43	379.58	2	10	0
28. Tennessee St.	12	838	3840	4.58	36	320.00	7	5	0	80. Samford	11	779	4200	5.39	36	381.82	7	4	0
29. Cal Poly	11	750	3525	4.70	32	320.45	7	4	0	81. Lafayette	11	754	4227	5.61	32	384.27	5	6	0
30. Wagner	11	741	3541	4.78	26	321.91	6	5	0	82. Nicholls St.	11	740	4228	5.71	37	384.36	5	6	0
31. Gardner-Webb	12	804	3864	4.81	29	322.00	8	4	0	83. Tennessee Tech	11	797	4233	5.31	44	384.82	2	9	0
32. East Tenn. St.	12	813	3873	4.76	30	322.75	5	7	0	84. St. Francis (Pa.)	10	613	3859	6.30	51	385.90	1	9	0
33. Northern Iowa	13	858	4206	4.90	30	323.54	10	3	0	85. Sam Houston St.	11	761	4250	5.58	53	386.36	2	9	0
34. Coastal Caro.	11	758	3559	4.70	33	323.55	6	5	0	86. Cornell	10	687	3875	5.64	41	387.50	1	9	0
35. Murray St.	12	772	3886	5.03	43	323.83	4	8	0	87. Charleston So.	12	819	4694	5.73	67	391.17	1	11	0
36. Western Caro.	12	843	3892	4.62	38	324.33	5	7	0	88. Youngstown St.	12	868	4703	5.42	32	391.92	5	7	0
37. Pennsylvania	10	710	3261	4.59	21	326.10	10	0	0	89. Texas St.	12	876	4735	5.41	55	394.58	4	8	0
38. Western Ill.	13	900	4290	4.77	42	330.00	9	4	0	90. Valparaiso	12	904	4742	5.25	44	395.17	8	4	0
39. Alcorn St.	12	797	3976	4.99	39	331.33	7	5	0	91. Portland St.	11	818	4364	5.33	42	396.73	4	7	0
40. Morehead St.	11	750	3646	4.86	23	331.45	8	3	0	92. Southern Utah	11	827	4368	5.28	38	397.09	4	7	0
41. St. Peter's	10	675	3329	4.93	40	332.90	2	8	0	93. Jacksonville St.	12	872	4766	5.47	38	397.17	8	4	0
42. Southeast Mo. St.	12	831	4010	4.83	38	334.17	5	7	0	94. Southeastern La.	12	845	4783	5.66	50	398.58	5	7	0
43. Florida A&M	12	806	4032	5.00	38	336.00	6	6	0	95. Siena	11	764	4388	5.74	44	398.91	0	11	0
44. Alabama St.	13	901	4382	4.86	41	337.08	8	5	0	96. Florida Int'l	12	907	4804	5.30	45	400.33	2	10	0
45. Southwest Mo. St.	11	739	3715	5.03	35	337.73	4	7	0	97. La Salle	11	817	4407	5.39	49	400.64	3	8	0
46. Northeastern	12	814	4058	4.99	30	338.17	8	4	0	98. Hofstra	12	898	4818	5.37	50	401.50	2	10	0
47. Howard	11	793	3728	4.70	33	338.91	4	7	0	99. Marist	10	668	4029	6.03	45	402.90	4	6	0
48. Ark.-Pine Bluff	11	760	3740	4.92	39	340.00	4	7	0	100. Norfolk St.	12	822	4843	5.89	65	403.58	1	11	0
49. Indiana St.	12	829	4092	4.94	44	341.00	3	9	0	101. Yale	10	719	4045	5.63	38	404.50	6	4	0
50. Eastern Ill.	12	813	4145	5.10	31	345.42	4	8	0	102. St. Mary's (Cal.)	12	846	4879	5.77	64	406.58	1	11	0
51. Stephen F. Austin	11	809	3810	4.71	29	346.36	7	4	0	103. Bucknell	12	896	4883	5.45	41	406.92	6	6	0
52. Grambling	1																		

Rank, School	G	Pl	Yds	Avg	TD	Yds/Gm	W	L	T	Rank, School	G	Pl	Yds	Avg	TD	Yds/Gm	W	L	T
108. Richmond	11	730	4664	6.39	48	424.00	2	9	0	115. Tenn.-Martin	12	813	5260	6.47	60	438.33	2	10	0
109. Chattanooga	12	817	5119	6.27	58	426.58	3	9	0	116. Idaho St.	12	896	5379	6.00	55	448.25	8	4	0
110. Austin Peay	11	825	4709	5.71	38	428.09	4	7	0	117. Columbia	10	760	4554	5.99	37	455.40	4	6	0
111. William & Mary	10	725	4294	5.92	38	429.40	5	5	0	118. Holy Cross	12	894	5707	6.38	64	475.58	1	11	0
112. New Hampshire	12	932	5156	5.53	50	429.67	5	7	0	119. Butler	11	793	5241	6.61	57	476.45	2	9	0
113. Jacksonville	11	782	4747	6.07	42	431.55	5	6	0	120. Davidson	11	821	5290	6.44	47	480.91	3	8	0
114. Rhode Island	12	839	5243	6.25	51	436.92	4	8	0	121. Prairie View	10	660	4941	7.49	73	494.10	1	9	0

Scoring Defense

Rank, School	G	TD	Kxp	Oxp	DKx	Dox	FG	Sf	Pts	Pts/Gm	W	L	T
1. Monmouth	12	13	12	0	0	0	4	0	102	8.5	10	2	0
2. Furman	11	18	17	0	0	0	10	0	155	14.1	6	5	0
3. Wofford	14	26	24	0	0	0	9	0	207	14.8	12	2	0
4. Southern U.	13	24	17	1	1	0	10	0	195	15.0	12	1	0
5. Delaware	16	32	31	0	0	0	8	0	247	15.4	15	1	0
6. Alabama A&M	12	26	22	1	0	0	4	1	194	16.2	8	4	0
7. Villanova	11	22	19	0	0	0	9	0	178	16.2	7	4	0
8. Pennsylvania	10	21	19	1	0	0	5	1	164	16.4	10	0	0
9. Montana St.	13	26	24	1	0	0	11	0	215	16.5	7	6	0
10. Dayton	11	24	15	2	0	0	6	1	183	16.6	9	2	0
11. Albany (N.Y.)	11	24	23	0	0	0	6	0	185	16.8	7	4	0
11. Lehigh	11	23	20	0	0	0	9	0	185	16.8	8	3	0
11. Morehead St.	11	23	15	1	0	0	10	0	185	16.8	8	3	0
14. Western Ky.	13	27	21	2	0	0	10	1	219	16.8	9	4	0
15. N.C. A&T	13	33	30	1	0	0	2	0	236	18.2	10	3	0
16. Northeastern	12	30	24	3	0	0	3	0	219	18.3	8	4	0
17. Duquesne	11	26	21	0	0	0	7	2	202	18.4	8	3	0
18. Wagner	11	26	19	2	0	0	8	0	203	18.5	6	5	0
19. Northern Iowa	13	30	27	0	0	0	13	0	246	18.9	10	3	0
20. Colgate	16	38	27	3	0	0	14	0	303	18.9	15	1	0
21. South Carolina St.	12	30	25	1	1	0	6	1	229	19.1	8	4	0
21. Southern Ill.	12	30	25	2	0	0	6	1	229	19.1	10	2	0
23. Hampton	11	29	21	1	0	0	5	0	212	19.3	7	4	0
24. East Tenn. St.	12	30	27	1	0	0	8	0	233	19.4	5	7	0
25. Appalachian St.	11	29	23	2	0	0	6	0	219	19.9	7	4	0
26. Weber St.	12	30	24	2	0	0	11	0	241	20.1	8	4	0
27. Montana	13	33	28	0	0	0	12	2	266	20.5	9	4	0
28. Stephen F. Austin	11	29	25	2	0	0	9	0	230	20.9	7	4	0
29. Fordham	12	32	30	0	0	0	9	1	251	20.9	9	3	0
30. Bethune-Cookman	12	32	22	3	0	0	10	1	252	21.0	9	3	0
31. Ga. Southern	11	31	25	0	0	0	7	0	232	21.1	7	4	0
32. Gardner-Webb	12	29	27	0	0	0	17	1	254	21.2	8	4	0
33. VMI	12	33	26	2	0	0	9	1	257	21.4	6	6	0
34. Grambling	12	32	22	4	0	0	12	0	258	21.5	9	3	0
34. San Diego	10	28	19	2	0	0	8	0	215	21.5	8	2	0
36. Maine	11	29	27	0	0	0	12	0	237	21.5	6	5	0
37. Fla. Atlantic	14	37	29	1	0	0	17	1	306	21.9	11	3	0
38. Robert Morris	10	30	19	1	0	0	6	0	219	21.9	6	4	0
39. Cal Poly	11	32	31	0	0	0	6	0	241	21.9	7	4	0
40. Northwestern St.	12	32	22	2	0	0	15	1	265	22.1	6	6	0
40. Towson	12	37	30	0	0	0	3	2	265	22.1	6	6	0
42. Harvard	10	28	21	1	0	0	10	0	221	22.1	7	3	0
43. Eastern Ill.	12	31	24	1	0	0	18	1	268	22.3	4	8	0
44. Lafayette	11	32	22	1	0	0	11	0	249	22.6	5	6	0
45. Massachusetts	13	39	31	2	0	0	8	1	295	22.7	10	3	0
46. Coastal Caro.	11	33	27	2	0	0	8	0	253	23.0	6	5	0
47. Jacksonville St.	12	38	30	1	0	0	6	0	278	23.2	8	4	0
48. Florida A&M	12	38	32	1	0	0	6	0	280	23.3	6	6	0
49. Northern Ariz.	13	39	30	4	0	0	11	0	305	23.5	9	4	0
50. Youngstown St.	12	32	26	2	0	0	19	2	283	23.6	5	7	0
51. James Madison	12	34	30	1	0	0	16	0	284	23.7	6	6	0
51. McNeese St.	12	38	32	0	0	0	8	0	284	23.7	10	2	0
53. Stony Brook	10	32	23	1	1	0	6	0	237	23.7	6	4	0
54. Tennessee St.	12	36	29	2	0	0	12	0	285	23.8	7	5	0
55. Howard	11	33	31	0	0	0	12	0	265	24.1	4	7	0
56. Southeast Mo. St.	12	38	35	0	0	0	9	0	290	24.2	5	7	0
57. Illinois St.	12	38	30	3	0	0	9	1	293	24.4	6	6	0
58. Brown	10	32	28	1	0	0	8	0	246	24.6	5	5	0
59. Bucknell	12	41	33	2	0	0	5	1	300	25.0	6	6	0
59. Iona	11	38	32	0	0	0	5	0	275	25.0	6	5	0
61. Western Caro.	12	38	35	0	0	0	12	1	301	25.1	5	7	0
62. Austin Peay	11	38	34	1	0	0	4	0	276	25.1	4	7	0
62. Southwest Mo. St.	11	35	33	0	0	0	11	0	276	25.1	4	7	0
62. Samford	11	36	30	0	0	0	10	0	276	25.1	7	4	0
65. Alabama St.	13	41	32	3	1	0	13	1	327	25.2	8	5	0
66. Nicholls St.	11	37	32	0	0	0	8	1	280	25.5	5	6	0
66. Sacred Heart	11	39	31	0	0	0	5	0	280	25.5	6	5	0
68. Western Ill.	13	42	36	2	0	0	13	0	331	25.5	9	4	0
69. Drake	12	40	37	0	0	0	10	0	307	25.6	6	6	0
70. Southern Utah	11	38	25	3	0	0	8	0	283	25.7	4	7	0
71. Citadel	12	39	35	1	1	0	12	1	311	25.9	6	6	0
72. Dartmouth	10	33	23	2	0	0	12	0	261	26.1	5	5	0

Rank, School	G	TD	Kxp	Oxp	DKx	Dox	FG	Sf	Pts	Pts/Gm	W	L	T
73. Elon.....	12	37	36	0	0	0	18	1	314	26.2	2	10	0
74. Ark.-Pine Bluff.....	11	39	34	0	0	0	7	1	291	26.5	4	7	0
75. Alcorn St.....	12	39	34	2	0	0	14	2	318	26.5	7	5	0
76. Princeton.....	10	34	20	2	0	0	13	0	267	26.7	2	8	0
77. Georgetown.....	12	44	38	1	0	0	8	0	328	27.3	4	8	0
78. Valparaiso.....	12	44	30	6	0	0	9	0	333	27.8	8	4	0
79. Jacksonville.....	11	42	30	1	1	0	7	0	307	27.9	5	6	0
80. Jackson St.....	12	43	31	3	0	0	13	2	338	28.2	2	10	0
80. Murray St.....	12	43	39	0	0	0	11	4	338	28.2	4	8	0
82. Columbia.....	10	37	31	0	0	0	10	0	283	28.3	4	6	0
83. Yale.....	10	38	35	0	0	0	7	0	284	28.4	6	4	0
84. Florida Int'l.....	12	45	35	3	0	0	10	0	341	28.4	2	10	0
85. Morgan St.....	11	42	29	4	1	0	9	0	318	28.9	6	5	0
86. Eastern Wash.....	11	41	36	1	0	0	11	2	321	29.2	6	5	0
87. Eastern Ky.....	12	45	41	0	0	0	13	1	352	29.3	7	5	0
88. Indiana St.....	12	44	39	0	0	0	17	1	356	29.7	3	9	0
89. Portland St.....	11	42	37	1	0	0	12	0	327	29.7	4	7	0
90. William & Mary.....	10	38	35	2	0	0	10	1	299	29.9	5	5	0
91. Mississippi Val.....	11	43	36	1	0	0	11	1	331	30.1	2	9	0
91. Texas Southern.....	11	43	41	0	0	0	10	1	331	30.1	5	6	0
93. Sacramento St.....	11	44	38	0	0	0	10	0	332	30.2	2	9	0
94. Cornell.....	10	41	35	1	0	0	7	0	304	30.4	1	9	0
94. St. Peter's.....	10	40	30	1	0	0	10	1	304	30.4	2	8	0
96. Hofstra.....	12	50	39	4	0	0	5	3	368	30.7	2	10	0
97. Tennessee Tech.....	11	44	38	3	0	0	10	1	340	30.9	2	9	0
98. Siena.....	11	44	36	2	0	0	13	1	345	31.4	0	11	0
99. Liberty.....	12	51	46	1	0	0	8	0	378	31.5	6	6	0
100. Delaware St.....	11	51	29	2	0	0	3	0	348	31.6	1	10	0
101. New Hampshire.....	12	50	41	2	0	0	11	1	380	31.7	5	7	0
102. Rhode Island.....	12	51	46	0	0	0	9	1	381	31.8	4	8	0
103. Southeastern La.....	12	50	46	0	0	0	12	0	382	31.8	5	7	0
104. La Salle.....	11	49	34	1	0	0	7	1	353	32.1	3	8	0
105. Marist.....	10	45	36	2	0	0	4	1	324	32.4	4	6	0
106. Central Conn. St.....	11	48	41	1	0	0	8	2	359	32.6	3	8	0
107. Davidson.....	11	47	39	3	0	0	11	2	364	33.1	3	8	0
108. Richmond.....	11	48	45	1	1	0	11	0	370	33.6	2	9	0
109. Texas St.....	12	55	49	1	0	0	12	0	417	34.8	4	8	0
110. Chattanooga.....	12	58	52	0	0	0	7	0	421	35.1	3	9	0
111. Idaho St.....	12	55	44	1	0	0	15	1	423	35.3	8	4	0
112. Tenn.-Martin.....	12	60	51	1	0	1	8	0	439	36.6	2	10	0
113. St. Francis (Pa.).....	10	51	47	0	0	0	4	1	367	36.7	1	9	0
114. Sam Houston St.....	11	53	42	2	0	0	14	0	406	36.9	2	9	0
115. Butler.....	11	57	44	2	0	0	8	2	418	38.0	2	9	0
116. St. Mary's (Cal.).....	12	64	55	2	0	0	8	2	471	39.3	1	11	0
117. Holy Cross.....	12	64	51	4	0	0	11	1	478	39.8	1	11	0
118. Norfolk St.....	12	65	52	4	0	0	9	1	479	39.9	1	11	0
119. Savannah St.....	12	65	58	1	0	0	11	4	491	40.9	0	12	0
120. Charleston So.....	12	67	61	2	0	0	14	2	513	42.8	1	11	0
121. Prairie View.....	10	73	60	2	0	0	6	1	522	52.2	1	9	0



Conference Standings and Champions

2003 Conference Standings	512
Major-College Alignment History....	513
All-Time Conference Champions	515
Discontinued Conferences	520



2003 Conference Standings

(Full-season records include postseason play; ties in standings broken by full-season records unless otherwise noted.)

Division I-A

ATLANTIC COAST CONFERENCE

Team	Conference			Full Season		
	W	L	Pct.	W	L	Pct.
Florida St.	7	1	.875	10	3	.769
Maryland	6	2	.750	10	3	.769
Clemson	5	3	.625	9	4	.692
North Carolina St.	4	4	.500	8	5	.615
Virginia	4	4	.500	8	5	.615
Georgia Tech	4	4	.500	7	6	.538
Wake Forest	3	5	.375	5	7	.417
Duke	2	6	.250	4	8	.333
North Carolina	1	7	.125	2	10	.167

Bowl Games (5-1): Florida St. (0-1), lost to Miami (Fla.), 16-14, in Orange Bowl; Maryland (1-0), defeated West Virginia, 41-7, in Gator Bowl; Clemson (1-0), defeated Tennessee, 27-14, in Peach Bowl; North Carolina St. (1-0), defeated Kansas, 56-26, in Tangerine Bowl; Virginia (1-0), defeated Pittsburgh, 23-16, in Continental Tire Bowl; Georgia Tech (1-0), defeated Tulsa, 52-10, in Humanitarian Bowl.

BIG EAST CONFERENCE

Team	Conference			Full Season		
	W	L	Pct.	W	L	Pct.
Miami (Fla.)	6	1	.857	11	2	.846
West Virginia	6	1	.857	8	5	.615
Pittsburgh	5	2	.714	8	5	.615
Virginia Tech	4	3	.571	8	5	.615
Boston College	3	4	.429	8	5	.615
Syracuse	2	5	.286	6	6	.500
Rutgers	2	5	.286	5	7	.417
Temple	0	7	.000	1	11	.083

Bowl Games (2-3): Miami (Fla.) (1-0), defeated Florida St., 16-14, in Orange Bowl; West Virginia (0-1), lost to Maryland, 41-7, in Gator Bowl; Pittsburgh (0-1), lost to Virginia, 23-16, in Continental Tire Bowl; Virginia Tech (0-1), lost to California, 52-49, in Insight Bowl; Boston College (1-0), defeated Colorado St., 35-21, in San Francisco Bowl.

BIG TEN CONFERENCE

Team	Conference			Full Season		
	W	L	Pct.	W	L	Pct.
Michigan	7	1	.875	10	3	.769
Ohio St.	6	2	.750	11	2	.846
Purdue	6	2	.750	9	4	.692
Iowa	5	3	.625	10	3	.769
Minnesota	5	3	.625	10	3	.769
Michigan St.	5	3	.625	8	5	.615
Wisconsin	4	4	.500	7	6	.538
Northwestern	4	4	.500	6	7	.462
Penn St.	1	7	.125	3	9	.250
Indiana	1	7	.125	2	10	.167
Illinois	0	8	.000	1	11	.083

Bowl Games (3-5): Michigan (0-1), lost to Southern California, 28-14, in Rose Bowl; Ohio St. (1-0), defeated Kansas St., 35-28, in Fiesta Bowl; Purdue (0-1), lost to Georgia, 34-27 in overtime, in Capital One Bowl; Iowa (1-0), defeated Florida, 37-17, in Outback Bowl; Minnesota (1-0), defeated Oregon, 31-30, in Sun Bowl; Michigan St. (0-1), lost to Nebraska, 17-3, in Alamo Bowl; Wisconsin (0-1), lost to Auburn, 28-14, in Music City Bowl; Northwestern (0-1), lost to Bowling Green, 28-24, in Motor City Bowl.

BIG 12 CONFERENCE

Team	Conference			Full Season		
	W	L	Pct.	W	L	Pct.
North						
Kansas St.	6	2	.750	11	4	.733
Nebraska	5	3	.625	10	3	.769
Missouri	4	4	.500	8	5	.615
Kansas	3	5	.375	6	7	.462
Colorado	3	5	.375	5	7	.417
Iowa St.	0	8	.000	2	10	.167
South						
Oklahoma	8	0	1.000	12	2	.857
Texas	7	1	.875	10	3	.769
Oklahoma St.	5	3	.625	9	4	.692

Team	W	L	Pct.	W	L	Pct.
Texas Tech	4	4	.500	8	5	.615
Texas A&M	2	6	.250	4	8	.333
Baylor	1	7	.125	3	9	.250

Big 12 Championship Game: Kansas St. 35, Oklahoma 7, on December 6, at Kansas City, Mo.

Bowl Games (2-6): Kansas St. (0-1), lost to Ohio St., 35-28, in Fiesta Bowl; Nebraska (1-0), defeated Michigan St., 17-3, in Alamo Bowl; Missouri (0-1), lost to Arkansas, 27-14, in Independence Bowl; Kansas (0-1), lost to North Carolina St., 56-26, in Tangerine Bowl; Oklahoma (0-1), lost to LSU, 21-14, in Sugar Bowl; Texas (0-1), lost to Washington St., 28-20, in Holiday Bowl; Oklahoma St. (0-1), lost to Mississippi, 31-28, in Cotton Bowl; Texas Tech (1-0), defeated Navy, 38-14, in Houston Bowl.

CONFERENCE USA

Team	Conference			Full Season		
	W	L	Pct.	W	L	Pct.
Southern Miss.	8	0	1.000	9	4	.692
TCU	7	1	.875	11	2	.846
Louisville	5	3	.625	9	4	.692
Memphis	5	3	.625	9	4	.692
South Fla.	5	3	.625	7	4	.636
Houston	4	4	.500	7	6	.538
UAB	4	4	.500	5	7	.417
Tulane	3	5	.375	5	7	.417
Cincinnati	2	6	.250	5	7	.417
East Caro.	1	7	.125	1	11	.083
Army	0	8	.000	0	13	.000

Bowl Games (1-4): Southern Miss. (0-1), lost to Utah, 17-0, in Liberty Bowl; TCU (0-1), lost to Boise St., 34-31, in Fort Worth Bowl; Louisville (0-1), lost to Miami (Ohio), 49-28, in GMAC Bowl; Memphis (1-0), defeated North Texas, 27-17, in New Orleans Bowl; Houston (0-1), lost to Hawaii, 54-48 in three overtimes, in Hawaii Bowl.

MID-AMERICAN CONFERENCE

Team	Conference			Full Season		
	W	L	Pct.	W	L	Pct.
East						
Miami (Ohio)	8	0	1.000	13	1	.929
Marshall	6	2	.750	8	4	.667
Akron	5	3	.625	7	5	.583
Kent St.	4	4	.500	5	7	.417
UCF	2	6	.250	3	9	.250
Ohio	1	7	.125	2	10	.167
Buffalo	1	7	.125	1	11	.083
West						
Bowling Green	7	1	.875	11	3	.786
Northern Ill.	6	2	.750	10	2	.833
Toledo	6	2	.750	8	4	.667
Western Mich.	4	4	.500	5	7	.417
Ball St.	3	5	.375	4	8	.333
Eastern Mich.	2	6	.250	3	9	.250
Central Mich.	1	7	.125	3	9	.250

MAC Championship Game: Miami (Ohio) 49, Bowling Green 27, on December 4, at Bowling Green, Ohio.

Bowl Games (2-0): Miami (Ohio) (1-0), defeated Louisville, 49-28, in GMAC Bowl; Bowling Green (1-0), defeated Northwestern, 28-24, in Motor City Bowl.

MOUNTAIN WEST CONFERENCE

Team	Conference			Full Season		
	W	L	Pct.	W	L	Pct.
Utah	6	1	.857	10	2	.833
New Mexico	5	2	.714	8	5	.615
Colorado St.	4	3	.571	7	6	.538
Air Force	3	4	.429	7	5	.583
San Diego St.	3	4	.429	6	6	.500
Brigham Young	3	4	.429	4	8	.333
UNLV	2	5	.286	6	6	.500
Wyoming	2	5	.286	4	8	.333

Bowl Games (1-2): Utah (1-0), defeated Southern Miss., 17-0, in Liberty Bowl; New Mexico (0-1), lost to Oregon St., 55-14, in Las Vegas Bowl; Colorado St. (0-1), lost to Boston College, 35-21, in San Francisco Bowl.

PACIFIC-10 CONFERENCE

Team	Conference			Full Season		
	W	L	Pct.	W	L	Pct.
Southern California	7	1	.875	12	1	.923
Washington St.	6	2	.750	10	3	.769
Oregon	5	3	.625	8	5	.615
California	5	3	.625	8	6	.571

Team	W	L	Pct.	W	L	Pct.
Oregon St.	4	3	.571	8	5	.615
UCLA	4	4	.500	6	7	.462
Washington	4	4	.500	6	6	.500
Arizona St.	2	6	.250	5	7	.417
Stanford	2	6	.250	4	7	.364
Arizona	1	7	.125	2	10	.167

Bowl Games (4-2): Southern California (1-0), defeated Michigan, 28-14, in Rose Bowl; Washington St. (1-0), defeated Texas, 28-20, in Holiday Bowl; Oregon (0-1), lost to Minnesota, 31-30, in Sun Bowl; Oregon St. (1-0), defeated New Mexico, 55-14, in Las Vegas Bowl; California (1-0), defeated Virginia Tech, 52-49, in Insight Bowl; UCLA (0-1), lost to Fresno St., 17-9, in Silicon Valley Bowl.

SOUTHEASTERN CONFERENCE

Team	Conference			Full Season		
	W	L	Pct.	W	L	Pct.
East						
Georgia	6	2	.750	11	3	.786
Tennessee	6	2	.750	10	3	.769
Florida	6	2	.750	8	5	.615
South Carolina	2	6	.250	5	7	.417
Kentucky	1	7	.125	4	8	.333
Vanderbilt	1	7	.125	2	10	.167
West						
LSU	7	1	.875	13	1	.929
Mississippi	7	1	.875	10	3	.769
Auburn	5	3	.625	8	5	.615
Arkansas	4	4	.500	9	4	.692
Alabama	2	6	.250	4	9	.308
Mississippi St.	1	7	.125	2	10	.167

SEC Championship Game: LSU 34, Georgia 13, on December 6, at Atlanta, Ga.

Bowl Games (5-2): (5-2): Georgia (1-0), defeated Purdue, 34-27 in overtime, in Capital One Bowl; Tennessee (0-1), lost to Clemson, 27-14, in Peach Bowl; Florida (0-1), lost to Iowa, 37-17, in Outback Bowl; LSU (1-0), defeated Oklahoma, 21-14, in Sugar Bowl; Mississippi (1-0), defeated Oklahoma St., 31-28, in Cotton Bowl; Auburn (1-0), defeated Wisconsin, 28-14, in Music City Bowl; Arkansas (1-0), defeated Missouri, 27-14, in Independence Bowl.

SUN BELT CONFERENCE

Team	Conference			Full Season		
	W	L	Pct.	W	L	Pct.
North Texas	7	0	1.000	9	4	.692
La.-Lafayette	4	3	.571	4	8	.333
Middle Tenn.	4	3	.571	4	8	.333
Arkansas St.	3	4	.429	5	7	.417
Idaho	3	4	.429	3	9	.250
Utah St.	3	4	.429	3	9	.250
New Mexico St.	2	5	.286	3	9	.250
La.-Monroe	1	6	.143	1	11	.083

Bowl Game (0-1): North Texas (0-1), lost to Memphis, 27-17, in New Orleans Bowl.

WESTERN ATHLETIC CONFERENCE

Team	Conference			Full Season		
	W	L	Pct.	W	L	Pct.
Boise St.	8	0	1.000	13	1	.929
Tulsa	6	2	.750	8	5	.615
Fresno St.	6	2	.750	9	5	.643
Hawaii	5	3	.625	9	5	.643
Rice	5	3	.625	5	7	.417
Nevada	4	4	.500	6	6	.500
Louisiana Tech	3	5	.375	5	7	.417
San Jose St.	2	6	.250	3	8	.273
UTEP	1	7	.125	2	11	.154
Southern Methodist	0	8	.000	0	12	.000

Bowl Games (3-1): Boise St. (1-0), defeated TCU, 34-31, in Fort Worth Bowl; Tulsa (0-1), lost to Georgia Tech, 52-10, in Humanitarian Bowl; Fresno St. (1-0), defeated UCLA, 17-9, in Silicon Valley Bowl; Hawaii (1-0), defeated Houston, 54-48 in three overtimes, in Hawaii Bowl.

INDEPENDENTS

Team	Full Season		
	W	L	Pct.
Connecticut	9	3	.750
Navy	8	5	.615
Troy St.	6	6	.500
Notre Dame	5	7	.417

Major-College Alignment History

(Originally called major-college, now Division I-A)

Team	Years Major
Air Force	1957-present
Akron	1987-present
Alabama	1937-40, 46-present
UAB	1996-present
Alcorn St.	1977
Appalachian St.	1974-81
Arizona	1939-40, 46-present
Arizona St.	1946-48, 50-54, 56-present
Arkansas	1937-40, 46-present
Arkansas St.	1975-81, 92-present
Army	1937-40, 46-present
Auburn	1937-40, 46-present
Ball St.	1975-81, 83-present
Baylor	1937-40, 46-present
Boise St.	1996-present
Boston College	1939-40, 46-present
Boston U.	1939-40, 47-65
Bowling Green	1961-81, 83-present
Brigham Young	1938-40, 46-present
Brown	1937-40, 46-81
Bucknell	1938-40, 46-47
Buffalo	1962-70, 99-present
California	1937-40, 46-present
Cal St. Fullerton	1976-92
Carnegie Tech	1937-40
Case Reserve	1948
Centenary	1938-47
UCF	1996-present
Central Mich.	1975-present
Chattanooga	1946-48, 50, 77-81
Chicago	1937-39
Cincinnati	1946, 48-81, 83-present
Citadel	1939, 46-52, 59-81
Clemson	1937-40, 46-present
Colgate	1937-40, 46-81
Colorado	1937-40, 46-present
Colorado Col.	1946-47
Colorado St.	1940, 46-present
Columbia	1938-40, 46-81
Connecticut	2002-present
Cornell	1937-40, 46-81
Creighton	1939-42
Dartmouth	1937-40, 46-81
Davidson	1937-40, 46-53, 67-76
Dayton	1956-76
Denver	1940-60
Detroit	1939-64
Drake	1939-40, 46-58, 73-80
Duke	1937-40, 46-present
Duquesne	1937-40, 47-50
East Caro.	1966-present
East Tenn. St.	1978-81
Eastern Mich.	1976-81, 83-present
Florida	1937-40, 46-present
Florida St.	1955-present
Fordham	1937-40, 46-54
Fresno St.	1973-present
Furman	1946-53, 55-57, 65, 73-81
Georgetown	1937-40, 46-50
George Washington	1939-66
Georgia	1937-40, 46-present
Georgia Tech	1937-40, 46-present
Gonzaga	1938-41
Grambling	1977
Hardin-Simmons	1946-48, 50-62
Harvard	1937-40, 46-81

Team	Years Major
Haskell	1937-38
Hawaii	1974-present
Holy Cross	1938-40, 46-81
Houston	1949-present
Idaho	1938-40, 46-67, 69-77, 97-present
Illinois	1937-40, 46-present
Illinois St.	1976-81
Indiana	1937-40, 46-present
Indiana St.	1976-81
Iowa	1937-40, 46-present
Iowa St.	1937-40, 46-present
Jackson St.	1977
Kansas	1937-40, 46-present
Kansas St.	1937-40, 46-present
Kent St.	1962-81, 83-present
Kentucky	1937, 40-present
Lafayette	1938-40, 46-50
Lamar	1974-81
Lehigh	1938-40, 46-47
Long Beach St.	1973-91
La.-Lafayette	1974-present
La.-Monroe	1975-81, 94-present
LSU	1937-40, 46-present
Louisiana Tech	1975-81, 89-present
Louisville	1951, 62-present
Loyola Marymount	1950-51
Loyola (Ill.)	1940
Manhattan	1937-42
Marquette	1937-60
Marshall	1962-81, 98-present
Maryland	1937, 40, 46-present
McNeese St.	1975-81
Memphis	1960-present
Merchant Marine	1946-47
Miami (Fla.)	1946-present
Miami (Ohio)	1948-49, 61-81, 83-present
Michigan	1937-40, 46-present
Michigan St.	1937-40, 46-present
Middle Tenn.	1999-present
Minnesota	1937-40, 46-present
Mississippi	1937-40, 46-present
Mississippi St.	1937-40, 46-present
Missouri	1937-40, 46-present
Montana	1939-40, 46-62
Montana St.	1946-48
Navy	1937-40, 46-present
Nebraska	1937-40, 46-present
UNLV	1978-present
Nevada	1946-50, 92-present
New Hampshire	1940
New Mexico	1940, 46-present
New Mexico St.	1946-47, 52-53, 59-present
New York U.	1937-48, 51-52
North Carolina	1937-40, 46-present
North Carolina St.	1940, 46-present
North Texas	1957-81, 95-present
Northern Ariz.	1946-47
Northern Colo.	1946-47
Northern Ill.	1969-81, 83-present
Northwestern	1937-40, 46-present
Northwestern St.	1976-77
Notre Dame	1937-40, 46-present
Ohio	1948, 61-81, 83-present
Ohio St.	1937-40, 46-present
Oklahoma	1937-40, 46-present
Oklahoma St.	1939-40, 46-present

Team	Years Major
Oregon	1937-40, 46-present
Oregon St.	1937-40, 46-present
Pacific	1950-60, 62-63, 66, 69-95
Pennsylvania	1937-40, 46-81
Penn St.	1938-40, 46-present
Pittsburgh	1937-40, 46-present
Portland	1946-48
Princeton	1937-40, 46-81
Purdue	1937-40, 46-present
Rice	1937-40, 46-present
Richmond	1940, 46-81
Rutgers	1946-present
St. Louis	1940-49
St. Mary's (Cal.)	1937-40, 46-50
San Diego St.	1969-present
San Francisco	1940-51
San Jose St.	1939-40, 50-present
Santa Clara	1937-42, 46-52
Sewanee	1937
South Carolina	1939-40, 46-present
South Fla.	2001-present
Southern California	1937-40, 46-present
Southern Ill.	1973-81
Southern Methodist	1937-40, 46-86, 89-present
Southern Miss.	1960, 63-present
Southern U.	1977
Stanford	1937-40, 46-present
Syracuse	1937-40, 46-present
Tampa	1973-74
Temple	1938-40, 46-53, 71-present
Tennessee	1937-40, 46-present
Tennessee St.	1977-80
Texas	1937-40, 46-present
Texas-Arlington	1972-81
Texas A&M	1937-40, 46-present
TCU	1937-40, 46-present
UTEP	1940, 46-present
Texas Southern	1977
Texas Tech	1937-40, 46-present
Toledo	1962-present
Trinity (Tex.)	1960
Troy St.	2002-present
Tulane	1937-40, 46-present
Tulsa	1937-40, 46-present
UCLA	1937-40, 46-present
Utah	1938-40, 46-present
Utah St.	1939-40, 46-present
Vanderbilt	1937-40, 46-present
Villanova	1939-40, 46-80
Virginia	1940, 46-present
VMI	1939-40, 46-81
Virginia Tech	1940, 46-present
Wake Forest	1939-40, 46-present
Washington	1937-40, 46-present
Wash. & Lee	1940, 46-53
Washington-St. Louis	1937-40
Washington St.	1937-40, 46-present
West Tex. A&M	1946-47, 51-53, 58-80
West Virginia	1939-40, 46-present
Western Caro.	1977-81
Western Mich.	1962-present
Wichita St.	1946-86
William & Mary	1940, 46-81
Wisconsin	1937-40, 46-present
Wyoming	1940, 46-present
Xavier (Ohio)	1960-73
Yale	1937-40, 46-81

Division I-AA

ATLANTIC 10 CONFERENCE

Team	Conference			Full Season		
	W	L	Pct.	W	L	Pct.
Delaware	8	1	.889	15	1	.938
Massachusetts	8	1	.889	10	3	.769
Northeastern	6	3	.667	8	4	.667
Villanova	5	4	.556	7	4	.636
Maine*	4	4	.500	6	5	.545
William & Mary*	4	4	.500	5	5	.500
James Madison	4	5	.444	6	6	.500
New Hampshire	3	6	.333	5	7	.417
Rhode Island	3	6	.333	4	8	.333
Hofstra	2	7	.222	2	10	.167
Richmond	1	8	.111	2	9	.182

*Does not reflect a victory for Maine and a no-contest for William & Mary due to the cancellation of their September 27 game

NCAA Division I-AA Playoffs (4-1): Delaware (4-0, defeated Southern Ill., 48-7, in first round; defeated Northern Iowa, 37-7, in quarterfinals; defeated Wofford, 24-9, in semifinals; defeated Colgate, 40-0, in championship game); Massachusetts (0-1, lost to Colgate, 19-7, in first round).

BIG SKY CONFERENCE

Team	Conference			Full Season		
	W	L	Pct.	W	L	Pct.
Montana	5	2	.714	9	4	.692
Northern Ariz.	5	2	.714	9	4	.692
Montana St.	5	2	.714	7	6	.538
Idaho St.	4	3	.571	8	4	.667
Weber St.	4	3	.571	8	4	.667
Eastern Wash.	3	4	.429	6	5	.545
Portland St.	1	6	.143	4	7	.364
Sacramento St.	1	6	.143	2	9	.182

NCAA Division I-AA Playoffs (1-3): Montana (0-1, lost to Western Ill., 43-40 in double overtime, in first round); Northern Ariz. (1-1, defeated McNeese St., 35-3, in first round; lost to Fla. Atlantic, 48-25, in quarterfinals); Montana St. (0-1, lost to Northern Iowa, 35-14, in first round).

BIG SOUTH CONFERENCE

Team	Conference			Full Season		
	W	L	Pct.	W	L	Pct.
Gardner-Webb	4	0	1.000	8	4	.667
Liberty	3	1	.750	6	6	.500
VMI	2	2	.500	6	6	.500
Coastal Caro.	1	3	.250	6	5	.545
Charleston So.	0	4	.000	1	11	.083

GATEWAY ATHLETIC CONFERENCE

Team	Conference			Full Season		
	W	L	Pct.	W	L	Pct.
Southern Ill.	6	1	.857	10	2	.833
Northern Iowa	6	1	.857	10	3	.769
Western Ill.	5	2	.714	9	4	.692
Western Ky.	5	2	.714	9	4	.692
Illinois St.	3	4	.429	6	6	.500
Youngstown St.	2	5	.286	5	7	.417
Southwest Mo. St.	1	6	.143	4	7	.364
Indiana St.	0	7	.000	3	9	.250

NCAA Division I-AA Playoffs (3-4): Southern Ill. (0-1, lost to Delaware, 48-7, in first round); Northern Iowa (1-1, defeated Montana St., 35-14, in first round; lost to Delaware, 37-7, in quarterfinals); Western Ill. (1-1, defeated Montana, 43-40 in double overtime, in first round; lost to Colgate, 28-27, in quarterfinals); Western Ky. (1-1), defeated Jacksonville St., 45-7, in first round; lost to Wofford, 34-17, in quarterfinals).

IVY GROUP

Team	Conference			Full Season		
	W	L	Pct.	W	L	Pct.
Pennsylvania	7	0	1.000	10	0	1.000
Harvard	4	3	.571	7	3	.700
Yale	4	3	.571	6	4	.600
Brown	4	3	.571	5	5	.500
Dartmouth	4	3	.571	5	5	.500
Columbia	3	4	.429	4	6	.400

Team	W	L	Pct.	W	L	Pct.
Princeton	2	5	.286	2	8	.200
Cornell	0	7	.000	1	9	.100

METRO ATLANTIC ATHLETIC CONFERENCE

Team	Conference			Full Season		
	W	L	Pct.	W	L	Pct.
Duquesne#	5	0	1.000	8	3	.727
Iona	4	1	.800	6	5	.545
Marist	2	3	.400	4	6	.400
La Salle	2	3	.400	3	8	.273
St. Peter's	2	3	.400	2	8	.200
Siena	0	5	.000	0	11	.000

#ECAC Football Classic: Duquesne 12, Monmouth 10, on November 22, at Pittsburgh, Pa.

MID-EASTERN ATHLETIC CONFERENCE

Team	Conference			Full Season		
	W	L	Pct.	W	L	Pct.
N.C. A&T	6	1	.857	10	3	.769
Bethune-Cookman	5	2	.714	9	3	.750
South Carolina St.	5	2	.714	8	4	.667
Hampton	5	2	.714	7	4	.636
Morgan St.	4	3	.571	6	5	.545
Howard	2	5	.286	4	7	.364
Delaware St.	1	6	.143	1	10	.091
Norfolk St.	0	7	.000	1	11	.083
Florida A&M*	0	0	.000	6	6	.500

*Florida A&M was not eligible for the MEAC title because of its application to move to Division I-A.

NCAA Division I-AA Playoffs (0-2): N.C. A&T (0-1, lost to Wofford, 31-10, in first round); Bethune-Cookman (0-1, lost to Fla. Atlantic, 32-24, in first round).

NORTHEAST CONFERENCE

Team	Conference			Full Season		
	W	L	Pct.	W	L	Pct.
Monmouth#	6	1	.857	10	2	.833
Albany (N.Y.)	6	1	.857	7	4	.636
Robert Morris	4	3	.571	6	4	.600
Stony Brook	4	3	.571	6	4	.600
Sacred Heart	3	4	.429	6	5	.545
Wagner	3	4	.429	6	5	.545
Central Conn. St.	2	5	.286	3	8	.273
St. Francis (Pa.)	0	7	.000	1	9	.100

#ECAC Football Classic: Duquesne 12, Monmouth 10, on November 22, at Pittsburgh, Pa.

OHIO VALLEY CONFERENCE

Team	Conference			Full Season		
	W	L	Pct.	W	L	Pct.
Jacksonville St.	7	1	.875	8	4	.667
Eastern Ky.	6	2	.750	7	5	.583
Samford	5	3	.625	7	4	.636
Tennessee St.	5	3	.625	7	5	.583
Southeast Mo. St.	5	3	.625	5	7	.417
Murray St.	3	5	.375	4	8	.333
Eastern Ill.	3	5	.375	4	8	.333
Tennessee Tech	1	7	.125	2	9	.182
Tenn.-Martin	1	7	.125	2	10	.167

NCAA Division I-AA Playoffs (0-1): Jacksonville St. (0-1, lost to Western Ky., 45-7, in first round).

PATRIOT LEAGUE

Team	Conference			Full Season		
	W	L	Pct.	W	L	Pct.
Colgate	7	0	1.000	15	1	.938
Lehigh	6	1	.857	8	3	.727
Fordham	4	3	.571	9	3	.750
Bucknell	4	3	.571	6	6	.500
Towson	3	4	.429	6	6	.500
Lafayette	2	5	.286	5	6	.455
Georgetown	1	6	.143	4	8	.333
Holy Cross	1	6	.143	1	11	.083

NCAA Division I-AA Playoffs (3-1): Colgate (3-1, defeated Massachusetts, 19-7, in first round; defeated Western Ill., 43-40 in double overtime, in quarterfinals; defeated Fla. Atlantic, 36-24, in semifinals; lost to Delaware, 40-0, in championship game).

PIONEER FOOTBALL LEAGUE

Team	Conference			Full Season		
	W	L	Pct.	W	L	Pct.
North Division						
Valparaiso*#	3	1	.750	8	4	.667
San Diego#	3	1	.750	8	2	.800
Dayton	2	2	.500	9	2	.818
Drake	1	3	.250	6	6	.500
Butler	1	3	.250	2	9	.182

Team	Conference			Full Season		
	W	L	Pct.	W	L	Pct.
South Division						
Morehead St.**	3	0	1.000	8	3	.727
Jacksonville	1	2	.333	5	6	.455
Austin Peay	1	2	.333	4	7	.364
Davidson	1	2	.333	3	8	.273

*Pioneer Football League champion.
#PFL North Division co-champion.
**PFL South Division champion.

Pioneer Championship Game: Valparaiso 54, Morehead St. 42, on November 22 at Valparaiso, Ind.

SOUTHERN CONFERENCE

Team	Conference			Full Season		
	W	L	Pct.	W	L	Pct.
Wofford	8	0	1.000	12	2	.857
Appalachian St.	6	2	.750	7	4	.636
Ga. Southern	5	3	.625	7	4	.636
Furman	4	4	.500	6	5	.545
Citadel	4	4	.500	6	6	.500
Western Caro.	3	5	.375	5	7	.417
Chattanooga	3	5	.375	3	9	.250
East Tenn. St.	2	6	.250	5	7	.417
Elon	1	7	.125	2	10	.167

NCAA Division I-AA Playoffs (2-1): Wofford (2-1, defeated N.C. A&T, 31-10, in first round; defeated Western Ky., 34-17, in quarterfinals; lost to Delaware, 24-9, in semifinals).

SOUTHLAND CONFERENCE

Team	Conference			Full Season		
	W	L	Pct.	W	L	Pct.
McNeese St.	5	0	1.000	10	2	.833
Stephen F. Austin	4	1	.800	7	4	.636
Nicholls St.	3	2	.600	5	6	.455
Northwestern St.	1	4	.200	6	6	.500
Texas St.	1	4	.200	4	8	.333
Sam Houston St.	1	4	.200	2	9	.182

NCAA Division I-AA Playoffs (0-1): McNeese St. (0-1, lost to Northern Ariz., 35-3, in first round).

SOUTHWESTERN ATHLETIC CONFERENCE

Team	Conference			Full Season		
	W	L	Pct.	W	L	Pct.
Eastern Division						
Alabama St.	5	2	.714	8	5	.615
Alcorn St.	5	2	.714	7	5	.583
Alabama A&M	4	3	.571	8	4	.667
Jackson St.	2	5	.286	2	10	.167
Mississippi Val.	1	6	.143	2	9	.182

Team	Conference			Full Season		
	W	L	Pct.	W	L	Pct.
Western Division						
Southern U.	6	1	.857	12	1	.923
Grambling	6	1	.857	9	3	.750
Texas Southern	3	4	.429	5	6	.455
Ark.-Pine Bluff	3	4	.429	4	7	.364
Prairie View	0	7	.000	1	9	.100

SWAC Championship Game: Southern U. 20, Alabama St. 9, on December 13, at Birmingham, Ala.

INDEPENDENTS

Team	Full Season		
	W	L	Pct.
Fla. Atlantic	11	3	.786
Cal Poly	7	4	.636
Southeastern La.	5	7	.417
Southern Utah	4	7	.364
Florida Int'l	2	10	.167
St. Mary's (Cal.)	1	11	.083
Savannah St.	0	12	.000

NCAA Division I-AA Playoffs (2-1): Fla. Atlantic (2-1, defeated Bethune-Cookman, 32-24, in first round; defeated Northern Ariz., 48-25, in quarterfinals; lost to Colgate, 36-24, in semif

All-Time Conference Champions

Division I-A

ATLANTIC COAST CONFERENCE

Founded: In 1953 when charter members all left the Southern Conference to form the ACC. **Charter members (7):** Clemson, Duke, Maryland, North Carolina, North Carolina St., South Carolina and Wake Forest. **Admitted later (5):** Virginia (1953), Georgia Tech (1978), Florida St. (1992), Miami (Fla.) (2004) and Virginia Tech (2004). **Withdrew later (1):** South Carolina (1971). **Current members (11):** Clemson, Duke, Florida St., Georgia Tech, Maryland, Miami (Fla.), North Carolina, North Carolina St., Virginia, Virginia Tech and Wake Forest.

Year	Champion (Record)
1953	Duke (4-0) & Maryland (3-0)
1954	Duke (4-0)
1955	Maryland (4-0) & Duke (4-0)
1956	Clemson (4-0-1)
1957	North Carolina St. (5-0-1)
1958	Clemson (5-1)
1959	Clemson (6-1)
1960	Duke (5-1)
1961	Duke (5-1)
1962	Duke (6-0)
1963	North Carolina (6-1) & North Carolina St. (6-1)
1964	North Carolina St. (5-2)
1965	Clemson (5-2) & North Carolina St. (5-2)
1966	Clemson (6-1)
1967	Clemson (6-0)
1968	North Carolina St. (6-1)
1969	South Carolina (6-0)
1970	Wake Forest (5-1)
1971	North Carolina (6-0)
1972	North Carolina (6-0)
1973	North Carolina St. (6-0)
1974	Maryland (6-0)
1975	Maryland (5-0)
1976	Maryland (5-0)
1977	North Carolina (5-0-1)
1978	Clemson (6-0)
1979	North Carolina St. (5-1)
1980	North Carolina (6-0)
1981	Clemson (6-0)
1982	Clemson (6-0)
1983	Maryland (5-0)
1984	Maryland (5-0)
1985	Maryland (6-0)
1986	Clemson (5-1-1)
1987	Clemson (6-1)
1988	Clemson (6-1)
1989	Virginia (6-1) & Duke (6-1)
1990	Georgia Tech (6-0-1)
1991	Clemson (6-0-1)
1992	Florida St. (8-0)
1993	Florida St. (8-0)
1994	Florida St. (8-0)
1995	Virginia (7-1) & Florida St. (7-1)
1996	Florida St. (8-0)
1997	Florida St. (8-0)
1998	Florida St. (7-1) & Georgia Tech (7-1)
1999	Florida St. (8-0)
2000	Florida St. (8-0)
2001	Maryland (7-1)
2002	Florida St. (7-1)
2003	Florida St. (7-1)

BIG EAST CONFERENCE

Founded: In 1991 when eight charter members all went from independent status to form the Big East. **Charter members (8):** Boston College, Miami (Fla.), Pittsburgh, Rutgers (football only), Syracuse, Temple (football only), Virginia Tech (football only) and West Virginia (football only). **Admitted later (1):** Connecticut (2004). **Withdrew later (2):** Miami (Fla.) (2003) and Virginia Tech (2003). **Current members (7):** Boston College, Connecticut, Pittsburgh, Rutgers, Syracuse, Temple and West Virginia. **Note:** In 1991 and 1992, the team ranked highest in the USA Today/CNN coaches poll was declared champion. Beginning in 1993, the champion was decided by a seven-game round-robin schedule.

Year	Champion (Record)
1991	Miami (Fla.) (2-0, No. 1) & Syracuse (5-0, No. 16)
1992	Miami (Fla.) (4-0, No. 1)

Year	Champion (Record)
1993	West Virginia (7-0)
1994	Miami (Fla.) (7-0)
1995	Virginia Tech (6-1) & Miami (Fla.) (6-1)
1996	Virginia Tech (6-1), Miami (Fla.) (6-1) & Syracuse (6-1)
1997	Syracuse (6-1)
1998	Syracuse (6-1)
1999	Virginia Tech (7-0)
2000	Miami (Fla.) (7-0)
2001	Miami (Fla.) (7-0)
2002	Miami (Fla.) (7-0)
2003	Miami (Fla.) (6-1) & West Virginia (6-1)

BIG TEN CONFERENCE

Founded: In 1895 as the Intercollegiate Conference of Faculty Representatives, better known as the Western Conference. **Charter members (7):** Chicago, Illinois, Michigan, Minnesota, Northwestern, Purdue and Wisconsin. **Admitted later (5):** Indiana (1899), Iowa (1899), Ohio St. (1912), Michigan St. (1950) and Penn St. (1993). **Withdrew later (2):** Michigan (1907, rejoined in 1917) and Chicago (1940). **Note:** Iowa belonged to both the Missouri Valley and Western Conferences from 1907 to 1910. Unofficially called the Big Ten from 1912 until after 1939, then Big Nine from 1940 until Michigan St. began conference play in 1953. Formally renamed **Big Ten** in 1984. **Current members (11):** Illinois, Indiana, Iowa, Michigan, Michigan St., Minnesota, Northwestern, Ohio St., Penn St., Purdue and Wisconsin.

Year	Champion (Record)
1896	Wisconsin (2-0-1)
1897	Wisconsin (3-0)
1898	Michigan (3-0)
1899	Chicago (4-0)
1900	Iowa (3-0-1) & Minnesota (3-0-1)
1901	Michigan (4-0) & Wisconsin (2-0)
1902	Michigan (5-0)
1903	Michigan (3-0-1), Minnesota (3-0-1) & Northwestern (1-0-2)
1904	Minnesota (3-0) & Michigan (2-0)
1905	Chicago (7-0)
1906	Wisconsin (3-0), Minnesota (2-0) & Michigan (1-0)
1907	Chicago (4-0)
1908	Chicago (5-0)
1909	Minnesota (3-0)
1910	Illinois (4-0) & Minnesota (2-0)
1911	Minnesota (3-0-1)
1912	Wisconsin (6-0)
1913	Chicago (7-0)
1914	Illinois (6-0)
1915	Minnesota (3-0-1) & Illinois (3-0-2)
1916	Ohio St. (4-0)
1917	Ohio St. (4-0)
1918	Illinois (4-0), Michigan (2-0) & Purdue (1-0)
1919	Illinois (6-1)
1920	Ohio St. (5-0)
1921	Iowa (5-0)
1922	Iowa (5-0) & Michigan (4-0)
1923	Illinois (5-0) & Michigan (4-0)
1924	Chicago (3-0-3)
1925	Michigan (5-1)
1926	Michigan (5-0) & Northwestern (5-0)
1927	Illinois (5-0)
1928	Illinois (4-1)
1929	Purdue (5-0)
1930	Michigan (5-0) & Northwestern (5-0)
1931	Purdue (5-1), Michigan (5-1) & Northwestern (5-1)
1932	Michigan (6-0)
1933	Michigan (5-0-1)
1934	Minnesota (5-0)
1935	Minnesota (5-0) & Ohio St. (5-0)
1936	Northwestern (6-0)
1937	Minnesota (5-0)
1938	Minnesota (4-1)
1939	Ohio St. (5-1)
1940	Minnesota (6-0)
1941	Minnesota (5-0)
1942	Ohio St. (5-1)
1943	Purdue (6-0) & Michigan (6-0)
1944	Ohio St. (6-0)
1945	Indiana (5-0-1)
1946	Illinois (6-1)
1947	Michigan (6-0)
1948	Michigan (6-0)
1949	Ohio St. (4-1-1) & Michigan (4-1-1)

Year	Champion (Record)
1950	Michigan (4-1-1)
1951	Illinois (5-0-1)
1952	Wisconsin (4-1-1) & Purdue (4-1-1)
1953	Michigan St. (5-1) & Illinois (5-1)
1954	Ohio St. (7-0)
1955	Ohio St. (6-0)
1956	Iowa (5-1)
1957	Ohio St. (7-0)
1958	Iowa (5-1)
1959	Wisconsin (5-2)
1960	Minnesota (5-1) & Iowa (5-1)
1961	Ohio St. (6-0)
1962	Wisconsin (6-1)
1963	Illinois (5-1-1)
1964	Michigan (6-1)
1965	Michigan St. (7-0)
1966	Michigan St. (7-0)
1967	Indiana (6-1), Purdue (6-1) & Minnesota (6-1)
1968	Ohio St. (7-0)
1969	Ohio St. (6-1) & Michigan (6-1)
1970	Ohio St. (7-0)
1971	Michigan (8-0)
1972	Ohio St. (8-0) & Michigan (7-1)
1973	Ohio St. (7-0-1) & Michigan (7-0-1)
1974	Ohio St. (7-1) & Michigan (7-1)
1975	Ohio St. (8-0)
1976	Michigan (7-1) & Ohio St. (7-1)
1977	Michigan (7-1) & Ohio St. (7-1)
1978	Michigan (7-1) & Michigan St. (7-1)
1979	Ohio St. (8-0)
1980	Michigan (8-0)
1981	Iowa (6-2) & Ohio St. (6-2)
1982	Michigan (8-1)
1983	Illinois (9-0)
1984	Ohio St. (7-2)
1985	Iowa (7-1)
1986	Michigan (7-1) & Ohio St. (7-1)
1987	Michigan St. (7-0-1)
1988	Michigan (7-0-1)
1989	Michigan (8-0)
1990	Iowa (6-2), Michigan (6-2), Michigan St. (6-2) & Illinois (6-2)
1991	Michigan (8-0)
1992	Michigan (6-0-2)
1993	Ohio St. (6-1-1) & Wisconsin (6-1-1)
1994	Penn St. (8-0)
1995	Northwestern (8-0)
1996	Ohio St. (7-1) & Northwestern (7-1)
1997	Michigan (8-0)
1998	Ohio St. (7-1), Wisconsin (7-1) & Michigan (7-1)
1999	Wisconsin (7-1)
2000	Michigan (6-2), Northwestern (6-2) & Purdue (6-2)
2001	Illinois (7-1)
2002	Iowa (8-0) & Ohio St. (8-0)
2003	Michigan (7-1)

BIG 12 CONFERENCE

Founded: In 1996 when 12 charter members combined eight members of Big Eight Conference with four former Southwest Conference members. **Charter members (12):** Baylor, Colorado, Iowa St., Kansas, Kansas St., Missouri, Nebraska, Oklahoma, Oklahoma St., Texas, Texas A&M and Texas Tech. **Current members (12):** Baylor, Colorado, Iowa St., Kansas, Kansas St., Missouri, Nebraska, Oklahoma, Oklahoma St., Texas, Texas A&M and Texas Tech.

Year	Champion (Record)
1996	Texas (6-2)
1997	Nebraska (8-0)
1998	Texas A&M (7-1)
1999	Nebraska (7-1)
2000	Oklahoma (8-0)
2001	Colorado (7-1)
2002	Oklahoma (6-2)
2003	Kansas St. (6-2)

In 1996, the Big 12 began a championship game to determine the league's representative in the BCS bowls. Following are the results of the North Division Champion (N) vs. the South Division Champion (S):

1996	Texas (S) 37, Nebraska (N) 27
1997	Nebraska (N) 54, Texas A&M (S) 15
1998	Texas A&M (S) 36, Kansas St. (N) 33 (2 ot)
1999	Nebraska (N) 22, Texas (S) 6
2000	Oklahoma (S) 27, Kansas St. (N) 24
2001	Colorado (N) 39, Texas (S) 37
2002	Oklahoma (S) 29, Colorado (N) 7
2003	Kansas St. (N) 35, Oklahoma (S) 7

CONFERENCE USA

Founded: In 1996 when five charter members went from independent status and one former Southwest Conference member combined to form Conference USA.
Charter members (6): Cincinnati, Houston, Louisville, Memphis, Southern Miss. and Tulane. **Admitted later (5):** East Caro. (1997), Army (1998), UAB (1999), TCU (2001) and South Fla. (2003). **Current members (11):** UAB, Army, Cincinnati, East Caro., Houston, Louisville, Memphis, South Fla., Southern Miss., TCU and Tulane.

Year Champion (Record)

1996	Houston (4-1) & Southern Miss. (4-1)
1997	Southern Miss. (6-0)
1998	Tulane (6-0)
1999	Southern Miss. (6-0)
2000	Louisville (6-1)
2001	Louisville (6-1)
2002	Cincinnati (6-2) & TCU (6-2)
2003	Southern Miss. (8-0)

MID-AMERICAN ATHLETIC CONFERENCE

Founded: In 1946. **Charter members (6):** Butler, Cincinnati, Miami (Ohio), Ohio, Western Mich. and Western Reserve (now Case Reserve). **Admitted later (12):** Kent St. (1951), Toledo (1951), Bowling Green (1952), Marshall (1954 and 1997), Central Mich. (1972), Eastern Mich. (1972), Ball St. (1973), Northern Ill. (1973 and 1997), Akron (1992) Buffalo (1999) and UCF (2002). **Withdrew later (5):** Butler (1950), Cincinnati (1953), Case Reserve (1955), Marshall (1969) and Northern Ill. (1986). **Current members (14):** Akron, Ball St., Bowling Green, Buffalo, UCF, Central Mich., Eastern Mich., Kent St., Marshall, Miami (Ohio), Northern Ill., Ohio, Toledo and Western Mich.

Year Champion (Record)

1947	Cincinnati (3-1)
1948	Miami (Ohio) (4-0)
1949	Cincinnati (4-0)
1950	Miami (Ohio) (4-0)
1951	Cincinnati (3-0)
1952	Cincinnati (3-0)
1953	Ohio (5-0-1)
1954	Miami (Ohio) (4-0)
1955	Miami (Ohio) (5-0)
1956	Bowling Green (5-0-1)
1957	Miami (Ohio) (5-0)
1958	Miami (Ohio) (5-0)
1959	Bowling Green (6-0)
1960	Ohio (6-0)
1961	Bowling Green (5-1)
1962	Bowling Green (5-0-1)
1963	Ohio (5-1)
1964	Bowling Green (5-1)
1965	Bowling Green (5-1) & Miami (Ohio) (5-1)
1966	Miami (Ohio) (5-1) & Western Mich. (5-1)
1967	Toledo (5-1) & Ohio (5-1)
1968	Ohio (6-0)
1969	Toledo (5-0)
1970	Toledo (5-0)
1971	Toledo (5-0)
1972	Kent St. (4-1)
1973	Miami (Ohio) (5-0)
1974	Miami (Ohio) (5-0)
1975	Miami (Ohio) (6-0)
1976	Ball St. (4-1)
1977	Miami (Ohio) (5-0)
1978	Ball St. (8-0)
1979	Central Mich. (8-0-1)
1980	Central Mich. (7-2)
1981	Toledo (8-1)
1982	Bowling Green (7-2)
1983	Northern Ill. (8-1)
1984	Toledo (7-1-1)
1985	Bowling Green (9-0)
1986	Miami (Ohio) (6-2)
1987	Eastern Mich. (7-1)
1988	Western Mich. (7-1)
1989	Ball St. (6-1-1)
1990	Central Mich. (7-1)
1991	Bowling Green (8-0)
1992	Bowling Green (8-0)
1993	Ball St. (7-0-1)
1994	Central Mich. (8-1)
1995	Toledo (7-0-1)
1996	Ball St. (7-1)
1997	Marshall (7-1)
1998	Marshall (7-1)
1999	Marshall (8-0)
2000	Marshall (5-3)

Year Champion (Record)

2001	Toledo (4-1)
2002	Marshall (7-1)
2003	Miami (Ohio) (8-0)

Since 1997, the MAC has conducted a championship game between the East and West division champion to determine a league champion. Following are the results of the East Division champion (E) vs. the West Division champion (W):

1997	Marshall (E) 34, Toledo (W) 14
1998	Marshall (E) 23, Toledo (W) 17
1999	Marshall (E) 34, Western Mich. (W) 30
2000	Marshall (E) 19, Western Mich. (W) 14
2001	Toledo (W) 41, Marshall (E) 36
2002	Marshall (E) 49, Toledo (W) 45
2003	Miami (Ohio) (E) 49, Bowling Green (W) 27

MOUNTAIN WEST CONFERENCE

Founded: In 1999. **Charter members (8):** Air Force, Brigham Young, Colorado St., UNLV, New Mexico, San Diego St., Utah and Wyoming. All left the Western Athletic Conference after two years of 16-team league. **Current Members (8):** Air Force, Brigham Young, Colorado St., UNLV, New Mexico, San Diego St., Utah and Wyoming.

Year Champion (Record)

1999	Brigham Young (5-2), Colorado St. (5-2) & Utah (5-2)
2000	Colorado St. (6-1)
2001	Brigham Young (7-0)
2002	Colorado St. (6-1)
2003	Utah (6-1)

PACIFIC-10 CONFERENCE

Founded: In 1915 as the **Pacific Coast Conference** by group of four charter members. **Charter members (4):** California, Oregon, Oregon St. and Washington. **Admitted later (6):** Washington St. (1917), Stanford (1918), Idaho (1922), Southern California (1922), Montana (1924) and UCLA (1928). **Withdrew later (2):** Montana (1950) and Idaho (1958).

The Pacific Coast Conference dissolved in 1959 and the Athletic Association of Western Universities was founded with five charter members. **Charter members (5):** California, Southern California, Stanford, UCLA and Washington. **Admitted later (5):** Washington St. (1962), Oregon (1964), Oregon St. (1964), Arizona (1978) and Arizona St. (1978). Conference renamed **Pacific-8** in 1968 and **Pacific-10** in 1978. **Current members (10):** Arizona, Arizona St., California, Oregon, Oregon St., Southern California, Stanford, UCLA, Washington and Washington St.

Year Champion (Record)

1916	Washington (3-0-1)
1917	Washington (3-0)
1918	California (3-0)
1919	Oregon (2-1) & Washington (2-1)
1920	California (3-0)
1921	California (5-0)
1922	California (3-0)
1923	California (5-0)
1924	Stanford (3-0-1)
1925	Washington (5-0)
1926	Stanford (4-0)
1927	Southern California (4-0-1) & Stanford (4-0-1)
1928	Southern California (4-0-1)
1929	Southern California (6-1)
1930	Washington St. (6-0)
1931	Southern California (7-0)
1932	Southern California (6-0)
1933	Oregon (4-1) & Stanford (4-1)
1934	Stanford (5-0)
1935	California (4-1), Stanford (4-1) & UCLA (4-1)
1936	Washington (6-0-1)
1937	California (6-0-1)
1938	Southern California (6-1) & California (6-1)
1939	Southern California (5-0-2) & UCLA (5-0-3)
1940	Stanford (7-0)
1941	Oregon St. (7-2)
1942	UCLA (6-1)
1943	Southern California (4-0)
1944	Southern California (3-0-2)
1945	Southern California (6-0)
1946	UCLA (7-0)
1947	Southern California (6-0)
1948	California (6-0) & Oregon (6-0)
1949	California (7-0)
1950	California (5-0-1)
1951	Stanford (6-1)
1952	Southern California (6-0)
1953	UCLA (6-1)

Year Champion (Record)

1954	UCLA (6-0)
1955	UCLA (6-0)
1956	Oregon St. (6-1-1)
1957	Oregon (6-2) & Oregon St. (6-2)
1958	California (6-1)
1959	Washington (3-1), Southern California (3-1) & UCLA (3-1)
1960	Washington (4-0)
1961	UCLA (3-1)
1962	Southern California (4-0)
1963	Washington (4-1)
1964	Oregon St. (3-1) & Southern California (3-1)
1965	UCLA (4-0)
1966	Southern California (4-1)
1967	Southern California (6-1)
1968	Southern California (6-0)
1969	Southern California (6-0)
1970	Stanford (6-1)
1971	Stanford (6-1)
1972	Southern California (7-0)
1973	Southern California (7-0)
1974	Southern California (6-0-1)
1975	UCLA (6-1) & California (6-1)
1976	Southern California (7-0)
1977	Washington (6-1)
1978	Southern California (6-1)
1979	Southern California (6-0-1)
1980	Washington (6-1)
1981	Washington (6-2)
1982	UCLA (5-1-1)
1983	UCLA (6-1-1)
1984	Southern California (7-1)
1985	UCLA (6-2)
1986	Arizona St. (5-1-1)
1987	Southern California (7-1) & UCLA (7-1)
1988	Southern California (8-0)
1989	Southern California (6-0-1)
1990	Washington (7-1)
1991	Washington (8-0)
1992	Stanford (6-2) & Washington (6-2)
1993	UCLA (6-2), Arizona (6-2) & Southern California (6-2)
1994	Oregon (7-1)
1995	Southern California (6-1-1) & Washington (6-1-1)
1996	Arizona St. (8-0)
1997	Washington St. (7-1) & UCLA (7-1)
1998	UCLA (8-0)
1999	Stanford (7-1)
2000	Oregon (7-1), Oregon St. (7-1) & Washington (7-1)
2001	Oregon (7-1)
2002	Southern California (7-1) & Washington St. (7-1)
2003	Southern California (7-1)

SOUTHEASTERN CONFERENCE

Founded: In 1933 when charter members all left the **Southern Conference** to become the SEC. **Charter members (13):** Alabama, Auburn, Florida, Georgia, Georgia Tech, Kentucky, LSU, Mississippi, Mississippi St., Sewanee, Tennessee, Tulane and Vanderbilt. **Admitted later (2):** Arkansas (1992) and South Carolina (1992). **Withdrew later (3):** Sewanee (1940), Georgia Tech (1964) and Tulane (1966). **Current members (12):** Alabama, Arkansas, Auburn, Florida, Georgia, Kentucky, LSU, Mississippi, Mississippi St., South Carolina, Tennessee and Vanderbilt.

Year Champion (Record)

1933	Alabama (5-0-1)
1934	Tulane (8-0) & Alabama (7-0)
1935	LSU (5-0)
1936	LSU (6-0)
1937	Alabama (6-0)
1938	Tennessee (7-0)
1939	Tennessee (6-0), Georgia Tech (6-0) & Tulane (5-0)
1940	Tennessee (5-0)
1941	Mississippi St. (4-0-1)
1942	Georgia (6-1)
1943	Georgia Tech (4-0)
1944	Georgia Tech (4-0)
1945	Alabama (6-0)
1946	Georgia (5-0) & Tennessee (5-0)
1947	Mississippi (6-1)
1948	Georgia (6-0)
1949	Tulane (5-1)
1950	Kentucky (5-1)
1951	Georgia Tech (7-0) & Tennessee (5-0)
1952	Georgia (6-0)
1953	Alabama (4-0-3)
1954	Mississippi (5-1)

Year Champion (Record)

1955	Mississippi (5-1)
1956	Tennessee (6-0)
1957	Auburn (7-0)
1958	LSU (6-0)
1959	Georgia (7-0)
1960	Mississippi (5-0-1)
1961	Alabama (7-0) & LSU (6-0)
1962	Mississippi (6-0)
1963	Mississippi (5-0-1)
1964	Alabama (8-0)
1965	Alabama (6-1-1)
1966	Alabama (6-0) & Georgia (6-0)
1967	Tennessee (6-0)
1968	Georgia (5-0-1)
1969	Tennessee (5-1)
1970	LSU (5-0)
1971	Alabama (7-0)
1972	Alabama (7-1)
1973	Alabama (8-0)
1974	Alabama (6-0)
1975	Alabama (6-0)
1976	Georgia (5-1) & Kentucky (5-1)
1977	Alabama (7-0) & Kentucky (6-0)
1978	Alabama (6-0)
1979	Alabama (6-0)
1980	Georgia (6-0)
1981	Georgia (6-0) & Alabama (6-0)
1982	Georgia (6-0)
1983	Auburn (6-0)
1984	Florida (5-0-1)#
1985	Tennessee (5-1)*
1986	LSU (5-1)
1987	Auburn (5-0-1)
1988	Auburn (6-1) & LSU (6-1)
1989	Alabama (6-1), Tennessee (6-1) & Auburn (6-1)
1990	Tennessee (5-1-1)*
1991	Florida (7-0)
1992	Alabama (8-0)
1993	Florida (7-1)*
1994	Florida (7-1)
1995	Florida (8-0)
1996	Florida (8-0)
1997	Tennessee (7-1)
1998	Tennessee (8-0)
1999	Florida (7-1) & Alabama (7-1)
2000	Florida (7-1)
2001	LSU (6-3)
2002	Georgia (7-1)
2003	LSU (7-1)

#Title vacated. *Ineligible for title (probation): Florida (5-1) in 1985, Florida (6-1) in 1990 and Auburn (8-0) in 1993.

Since 1992, the SEC has conducted a championship game to determine the league's representative in the BCS bowls. Following are the results year-by-year of the Western Division champion (W) vs. the Eastern Division champion (E):

1992	Alabama (W) 28, Florida (E) 21
1993	Florida (E) 28, Alabama (W) 13
1994	Florida (E) 24, Alabama (W) 23
1995	Florida (E) 34, Arkansas (W) 3
1996	Florida (E) 45, Alabama (W) 30
1997	Tennessee (E) 30, Auburn (W) 29
1998	Tennessee (E) 24, Mississippi St. (W) 14
1999	Alabama (W) 34, Florida (E) 7
2000	Florida (E) 28, Auburn (W) 6
2001	LSU (W) 31, Tennessee (E) 20
2002	Georgia (E) 30, Arkansas (W) 3
2003	LSU (W) 34, Georgia (E) 13

SUN BELT CONFERENCE

Founded: In 2001 when four former members of the Big West Conference combined with three former Division I-A independents. **Charter members** (7): Arkansas St. (from Big West), Idaho (from Big West), La.-Lafayette (independent), La.-Monroe (independent), Middle Tenn. (independent), New Mexico St. (from Big West), North Texas (from Big West). **Admitted later** (2): Utah St. (from independent, 2003) and Troy St. (from independent, 2004). **Current members** (9): Arkansas St., Idaho, La.-Lafayette, La.-Monroe, Middle Tenn., New Mexico St., North Texas, Troy St. and Utah St.

Year Champion (Record)

2001	North Texas (5-1) & Middle Tenn. (5-1)
2002	North Texas (6-0)
2003	North Texas (7-0)

WESTERN ATHLETIC CONFERENCE

Founded: In 1962 when charter members left the Skyline and Border Conferences to form the WAC. In 1996, three former Southwest Conference members joined two former Big West members and one former independent team to form a 16-team league, the largest conference alignment ever in Division I-A. The league was divided into Mountain and Pacific divisions. In 1999, eight members split off to form the Mountain West Conference. **Charter members** (6): Arizona (from Border), Arizona St. (from Border), Brigham Young (from Skyline), New Mexico (from Skyline), Utah (from Skyline) and Wyoming (from Skyline). **Admitted later** (15): Colorado St. (1968), UTEP (1968), San Diego St. (1978), Hawaii (1979), Air Force (1980), Fresno St. (1992), UNLV (1996), Rice (1996), San Jose St. (1996), Southern Methodist (1996), TCU (1996), Tulsa (1996), Nevada (2000), Boise St. (2001) and Louisiana Tech (2001). **Withdrew later** (11): Arizona (1978), Arizona St. (1978), Air Force (1999), Brigham Young (1999), Colorado St. (1999), UNLV (1999), New Mexico (1999), San Diego St. (1999), Utah (1999), Wyoming (1999) and TCU (2000). **Current members** (10): Boise St., Fresno St., Hawaii, Louisiana Tech, Nevada, Rice, San Jose St., Southern Methodist, UTEP and Tulsa.

Year Champion (Record)

1962	New Mexico (2-1-1)
1963	New Mexico (3-1)
1964	Arizona (3-1), Utah (3-1) & New Mexico (3-1)
1965	Brigham Young (4-1)
1966	Wyoming (5-0)
1967	Wyoming (5-0)
1968	Wyoming (6-1)
1969	Arizona St. (6-1)
1970	Arizona St. (7-0)
1971	Arizona St. (7-0)
1972	Arizona St. (5-1)
1973	Arizona (6-1) & Arizona St. (6-1)
1974	Brigham Young (6-0-1)
1975	Arizona St. (7-0)
1976	Brigham Young (6-1) & Wyoming (6-1)
1977	Arizona St. (6-1) & Brigham Young (6-1)
1978	Brigham Young (5-1)
1979	Brigham Young (7-0)
1980	Brigham Young (6-1)
1981	Brigham Young (7-1)
1982	Brigham Young (7-1)
1983	Brigham Young (7-0)
1984	Brigham Young (8-0)
1985	Air Force (7-1) & Brigham Young (7-1)
1986	San Diego St. (7-1)
1987	Wyoming (8-0)
1988	Wyoming (8-0)
1989	Brigham Young (7-1)
1990	Brigham Young (7-1)
1991	Brigham Young (7-0-1)
1992	Hawaii (6-2), Fresno St. (6-2) & Brigham Young (6-2)
1993	Wyoming (6-2), Fresno St. (6-2) & Brigham Young (6-2)
1994	Colorado St. (7-1)
1995	Colorado St. (6-2), Air Force (6-2), Utah (6-2) & Brigham Young (6-2)
1996	Brigham Young (8-0)
1997	Colorado St. (7-1)
1998	Air Force (7-1)
1999	Fresno St. (5-2), Hawaii (5-2) & TCU (5-2)
2000	TCU (7-1) & UTEP (7-1)
2001	Louisiana Tech (7-1)
2002	Boise St. (8-0)
2003	Boise St. (8-0)

From 1996-98, the WAC conducted a championship game to determine the league's representative in the BCS bowls. Following are the results of the Mountain Division Champion (M) vs. the Pacific Division Champion (P):

1996	Brigham Young (M) 28, Wyoming (P) 25
1997	Colorado St. (P) 41, New Mexico (M) 13
1998	Air Force (M) 20, Brigham Young (P) 13

Division I-AA**ATLANTIC 10 CONFERENCE**

Founded: In 1947 as the Yankee Conference by six institutions from the old New England College Conference. **Charter members** (6): Connecticut, Maine, Massachusetts, New Hampshire, Rhode Island and Vermont. **Admitted later** (10): Boston U. (1971), Holy

Cross (1971), Delaware (1983), Richmond (1984), Villanova (1985), James Madison (1993), Northeastern (1993) William & Mary (1993), Hofstra (2001) and Towson (2004). **Withdrew later** (4): Holy Cross (1972), Vermont (1974, dropped football), Boston U. (1997, dropped football) and Connecticut (2000). **Current members** (12): Delaware, Hofstra, James Madison, Maine, Massachusetts, New Hampshire, Northeastern, Rhode Island, Richmond, Towson, Villanova and William & Mary.

Year Champion (Record)

1947	New Hampshire (4-0)
1948	New Hampshire (3-1)
1949	Connecticut (2-0-1) & Maine (2-0-1)
1950	New Hampshire (4-0)
1951	Maine (3-0-1)
1952	Connecticut (3-1), Maine (3-1) & Rhode Island (3-1)
1953	New Hampshire (3-1) & Rhode Island (3-1)
1954	New Hampshire (4-0)
1955	Rhode Island (4-0-1)
1956	Connecticut (3-0-1)
1957	Connecticut (3-0-1) & Rhode Island (3-0-1)
1958	Connecticut (4-0)
1959	Connecticut (4-0)
1960	Connecticut (3-1)
1961	Maine (5-0)
1962	New Hampshire (4-0-1)
1963	Massachusetts (5-0)
1964	Massachusetts (5-0)
1965	Maine (5-0)
1966	Massachusetts (5-0)
1967	Massachusetts (5-0)
1968	Connecticut (4-1) & New Hampshire (4-1)
1969	Massachusetts (5-0)
1970	Connecticut (4-0-1)
1971	Connecticut (3-1-1) & Massachusetts (3-1-1)
1972	Massachusetts (5-0)
1973	Connecticut (5-0-1)
1974	Maine (4-2) & Massachusetts (4-2)
1975	New Hampshire (5-0)
1976	New Hampshire (4-1)
1977	Massachusetts (5-0)
1978	Massachusetts (5-0)*
1979	Massachusetts (4-1)
1980	Boston U. (5-0)
1981	Rhode Island (4-1) & Massachusetts (4-1)
1982	Boston U. (3-2)*, Connecticut (3-2), Maine (3-2) & Massachusetts (3-2)
1983	Boston U. (4-1)* & Connecticut (4-1)
1984	Boston U. (4-1)* & Rhode Island (4-1)*
1985	Rhode Island (5-0)*
1986	Connecticut (5-2), Delaware (5-2)* & Massachusetts (5-2)
1987	Maine (6-1)* & Richmond (6-1)*
1988	Delaware (6-2)* & Massachusetts (6-2)*
1989	Connecticut (6-2), Maine (6-2)* & Villanova (6-2)*
1990	Massachusetts (7-1)*
1991	Delaware (7-1)* & Villanova (7-1)*
1992	Delaware (7-1)*
1993	Boston U. (9-0)*
1994	New Hampshire (8-0)*
1995	Delaware (8-0)*
1996	William & Mary (7-1)*
1997	Villanova (8-0)*
1998	Richmond (7-1)*
1999	James Madison (7-1)* & Massachusetts (7-1)*
2000	Delaware (7-1)* & Richmond (7-1)*
2001	Hofstra (7-2)*, Maine (7-2)*, Villanova (7-2) & William & Mary (7-2)*
2002	Maine (7-2)* & Northeastern (7-2)*
2003	Delaware (8-1)* & Massachusetts (8-1)*

*Participated in NCAA Division I-AA Championship.

BIG SKY CONFERENCE

Founded: In 1963 when six charter members—Gonzaga, Idaho, Idaho St., Montana, Montana St. and Weber St.—banded together to form the Big Sky. **Admitted later** (7): Boise St. (1970), Northern Ariz. (1970), Nevada (1979, replacing charter member Gonzaga), Eastern Wash. (1987), Cal St. Northridge (1996), Sacramento St. (1996) and Portland St. (1996). **Withdrew later** (5): Gonzaga (1979), Nevada (1992), Boise St. (1996), Idaho (1996) and Cal St. Northridge (2001). **Current members** (8): Eastern Wash., Idaho St., Montana, Montana St., Northern Ariz., Portland St., Sacramento St. and Weber St.

Year Champion (Record)

1963	Idaho St. (3-1)
------	-----------------

Year Champion (Record)

1964	Montana St. (3-0)
1965	Idaho (3-1) & Weber St. (3-1)
1966	Montana St. (4-0)
1967	Montana St. (4-0)
1968	Idaho (3-1), Montana St. (3-1) & Weber St. (3-1)
1969	Montana (4-0)#
1970	Montana (5-0)
1971	Idaho (4-1)
1972	Montana St. (5-1)
1973	Boise St. (6-0)#
1974	Boise St. (6-0)#
1975	Boise St. (5-0-1)#
1976	Montana St. (6-0)#
1977	Boise St. (6-0)
1978	Northern Ariz. (6-0)
1979	Montana St. (6-1)
1980	Boise St. (6-1)
1981	Idaho St. (6-1)*
1982	Montana (5-2)*
1983	Nevada (6-1)*
1984	Montana St. (6-1)*
1985	Idaho (6-1)*
1986	Nevada (7-0)*
1987	Idaho (7-1)*
1988	Idaho (7-1)*
1989	Idaho (8-0)*
1990	Nevada (7-1)*
1991	Nevada (8-0)*
1992	Eastern Wash. (6-1)* & Idaho (6-1)*
1993	Montana (7-0)*
1994	Boise St. (6-1)*
1995	Montana (6-1)*
1996	Montana (7-0)*
1997	Eastern Wash. (7-1)*
1998	Montana (6-2)*
1999	Montana (7-1)*
2000	Montana (8-0)*
2001	Montana (7-0)*
2002	Idaho St. (5-2), Montana (5-2)* & Montana St. (5-2)*
2003	Montana (5-2)*, Montana St. (5-2)* & Northern Ariz. (5-2)*

#Participated in NCAA Division II Championship.
*Participated in NCAA Division I-AA Championship.

BIG SOUTH CONFERENCE

Founded: In 1983 as an all-sports conference. Football was added as the conference's 18th championship sport in 2002. Three former Division I-AA independents and one school moving from Division II joined to play football. **Charter members** (4): Charleston So., Elon, Gardner-Webb (from Division II) and Liberty. **Admitted later** (2): Coastal Caro. (restarted program, 2003) and VMI (from Southern Conference, 2003). **Withdrew later** (1): Elon (2003). **Current members** (5): Charleston So., Coastal Caro., Gardner-Webb, Liberty and VMI.

Year Champion (Record)

2002	Gardner-Webb (3-0)
2003	Gardner-Webb (4-0)

GATEWAY FOOTBALL CONFERENCE

Founded: In 1982 as a women's athletics organization by 10 Midwestern universities. Six members started as a football conference in 1985. **Charter members** (6): (Football) Eastern Ill., Illinois St., Northern Iowa, Southern Ill., Southwest Mo. St. and Western Ill. Four members—Eastern Ill., Northern Iowa, Southwest Mo. St. and Western Ill.—were members of the Mid-Continent Conference for football. **Admitted later** (3): Indiana St. (1986), Youngstown St. (1997) and Western Ky. (2001). **Withdrew later** (1): Eastern Ill. (1996). **Current members** (8): Illinois St., Indiana St., Northern Iowa, Southern Ill., Southwest Mo. St., Western Ill., Western Ky. and Youngstown St.

Year Champion (Record)

1985	Northern Iowa (5-0)*
1986	Eastern Ill. (5-1)*
1987	Northern Iowa (6-0)*
1988	Western Ill. (6-0)*
1989	Southwest Mo. St. (5-1)*
1990	Northern Iowa (5-1)*
1991	Northern Iowa (5-1)*
1992	Northern Iowa (5-1)*
1993	Northern Iowa (5-1)*
1994	Northern Iowa (6-0)*
1995	Eastern Ill. (5-1)* & Northern Iowa (5-1)*
1996	Northern Iowa (5-0)*
1997	Western Ill. (6-0)*

Year Champion (Record)

1998	Western Ill. (5-1)*
1999	Illinois St. (6-0)*
2000	Western Ill. (5-1)*
2001	Northern Iowa (6-1)*
2002	Western Ill. (6-1)* & Western Ky. (6-1)*
2003	Northern Iowa (6-1)* & Southern Ill. (6-1)*

*Participated in NCAA Division I-AA Championship.

IVY GROUP

Founded: In 1956 by a group of eight charter members. **Charter members** (8): Brown, Columbia, Cornell, Dartmouth, Harvard, Pennsylvania, Princeton and Yale. **Current members** (8): Brown, Columbia, Cornell, Dartmouth, Harvard, Pennsylvania, Princeton and Yale.

Year Champion (Record)

1956	Yale (7-0)
1957	Princeton (6-1)
1958	Dartmouth (6-1)
1959	Pennsylvania (6-1)
1960	Yale (7-0)
1961	Columbia (6-1) & Harvard (6-1)
1962	Dartmouth (7-0)
1963	Dartmouth (5-2) & Princeton (5-2)
1964	Princeton (7-0)
1965	Dartmouth (7-0)
1966	Dartmouth (6-1), Harvard (6-1) & Princeton (6-1)
1967	Yale (7-0)
1968	Harvard (6-0-1) & Yale (6-0-1)
1969	Dartmouth (6-1), Yale (6-1) & Princeton (6-1)
1970	Dartmouth (7-0)
1971	Cornell (6-1) & Dartmouth (6-1)
1972	Dartmouth (5-1-1)
1973	Dartmouth (6-1)
1974	Harvard (6-1) & Yale (6-1)
1975	Harvard (6-1)
1976	Brown (6-1) & Yale (6-1)
1977	Yale (6-1)
1978	Dartmouth (6-1)
1979	Yale (6-1)
1980	Yale (6-1)
1981	Yale (6-1) & Dartmouth (6-1)
1982	Harvard (5-2), Pennsylvania (5-2) & Dartmouth (5-2)

1983	Harvard (5-1-1) & Pennsylvania (5-1-1)
1984	Pennsylvania (7-0)
1985	Pennsylvania (6-1)
1986	Pennsylvania (7-0)
1987	Harvard (6-1)
1988	Pennsylvania (6-1) & Cornell (6-1)
1989	Princeton (6-1) & Yale (6-1)
1990	Cornell (6-1) & Dartmouth (6-1)
1991	Dartmouth (6-0-1)
1992	Dartmouth (6-1) & Princeton (6-1)
1993	Pennsylvania (7-0)
1994	Pennsylvania (7-0)
1995	Princeton (5-1-1)
1996	Dartmouth (7-0)
1997	Harvard (7-0)
1998	Pennsylvania (6-1)
1999	Brown (6-1) & Yale (6-1)
2000	Pennsylvania (6-1)
2001	Harvard (7-0)
2002	Pennsylvania (7-0)
2003	Pennsylvania (7-0)

METRO ATLANTIC ATHLETIC CONFERENCE

Founded: In 1980 by six charter members — Army, Fairfield, Fordham, Iona, Manhattan and St. Peter's. Competition followed one year in men's cross country and men's soccer. Canisius and Siena both joined the conference in 1989. Football was added in 1993, with Georgetown and St. John's (N.Y.) as associate members of the conference. **Charter members** (6): Canisius, Georgetown, Iona, St. John's (N.Y.), St. Peter's and Siena. **Admitted later** (4): Duquesne (as associate member in 1994), Marist (1994), Fairfield (1996) and La Salle (as associate member in 1999). **Withdrew later** (5): St. John's (N.Y.) (1998 and 2003), Georgetown (1999), Canisius (2003), Fairfield (2003) and Siena (2004). **Readmitted** (1): St. John's (N.Y.) (2002). **Current members** (5): Duquesne, Iona, La Salle, Marist and St. Peter's.

Year Champion (Record)

1993	Iona (5-0)
1994	Marist (6-1) & St. John's (N.Y.) (6-1)
1995	Duquesne (7-0)

Year Champion (Record)

1996	Duquesne (8-0)
1997	Georgetown (7-0)
1998	Fairfield (6-1) & Georgetown (6-1)
1999	Duquesne (6-1)
2000	Duquesne (7-0)
2001	Duquesne (6-0)
2002	Duquesne (8-0)
2003	Duquesne (5-0)

MID-EASTERN ATHLETIC CONFERENCE

Founded: In 1970 with first playing season in 1971 by six charter members. **Charter members** (6): Delaware St., Howard, Morgan St., N.C. A&T, N.C. Central and South Carolina St. **Admitted later** (5): Bethune-Cookman (1979), Florida A&M (1979), Hampton (1996), Norfolk St. (1997) and Savannah St. (2001). **Withdrew later** (4): Morgan St. (1979), N.C. Central (1979), Florida A&M (1984 and 2003) and Savannah St. (2003). **Readmitted** (2): Morgan St. (1984) and Florida A&M (1986). **Current members** (8): Bethune-Cookman, Delaware St., Hampton, Howard, Morgan St., Norfolk St., N.C. A&T and South Carolina St.

Year Champion (Record)

1971	Morgan St. (5-0-1)
1972	N.C. Central (5-1)
1973	N.C. Central (5-1)
1974	South Carolina St. (5-1)
1975	South Carolina St. (5-1)
1976	South Carolina St. (5-1)
1977	South Carolina St. (6-0)
1978	South Carolina St. (5-0-1)
1979	Morgan St. (5-0)#
1980	South Carolina St. (5-0)
1981	South Carolina St. (5-0)*
1982	South Carolina St. (4-1)*
1983	South Carolina St. (4-0)
1984	Bethune-Cookman (4-0)
1985	Delaware St. (4-0)
1986	N.C. A&T (4-1)*
1987	Howard (5-0)
1988	Bethune-Cookman (4-2), Florida A&M (4-2) & Delaware St. (4-2)
1989	Delaware St. (5-1)
1990	Florida A&M (6-0)
1991	N.C. A&T (5-1)+
1992	N.C. A&T (5-1)*
1993	Howard (6-0)*
1994	South Carolina St. (6-0)+
1995	Florida A&M (6-0)+
1996	Florida A&M (7-0)*
1997	Hampton (7-0)*
1998	Florida A&M (7-1)* & Hampton (7-1)*
1999	N.C. A&T (8-0)*
2000	Florida A&M (7-1)*
2001	Florida A&M (7-1)*
2002	Bethune-Cookman (7-1)*
2003	N.C. A&T (6-1)*

#Participated in NCAA Division II Championship.
*Participated in NCAA Division I-AA Championship.
+Participated in Division I-AA Heritage Bowl.

NORTHEAST CONFERENCE

Founded: In 1996 when five charter members all went from independent status to form the Northeast Conference. **Charter members** (5): Central Conn. St., Monmouth, Robert Morris, St. Francis (Pa.) and Wagner. **Admitted later** (4): Sacred Heart (1998), Albany (N.Y.) (1999), Stony Brook (1999) and St. John's (N.Y.) (2000). **Withdrew later** (1): St. John's (N.Y.) (2002). **Current members** (8): Albany (N.Y.), Central Conn. St., Monmouth, Robert Morris, Sacred Heart, St. Francis (Pa.), Stony Brook and Wagner.

Year Champion (Record)

1996	Robert Morris (3-1) & Monmouth (3-1)
1997	Robert Morris (4-0)
1998	Monmouth (4-1) & Robert Morris (4-1)
1999	Robert Morris (7-0)
2000	Robert Morris (8-0)
2001	Sacred Heart (8-0)
2002	Albany (N.Y.) (6-1)
2003	Monmouth (6-1) & Albany (N.Y.) (6-1)

OHIO VALLEY CONFERENCE

Founded: In 1948 by six charter members, five of which withdrew from the Kentucky Intercollegiate Athletic Conference (Eastern Ky., Louisville, Morehead St., Murray

St. and Western Ky.), plus Evansville. **Charter members** (6): Eastern Ky., Evansville, Louisville, Morehead St., Murray St. and Western Ky. **Admitted later** (13): Marshall (1949), Tennessee Tech (1949), Middle Tenn. (1952), East Tenn. St. (1957), Austin Peay (1962), Akron (1979), Youngstown St. (1980), Tennessee St. (1988), Southeast Mo. St. (1991), Tenn.-Martin (1992), Eastern Ill. (1996), Jacksonville St. (2003) and Samford (2003). **Readmitted** (1): Western Ky. (1999). **Withdrew later** (10): Louisville (1949), Evansville (1952), Marshall (1952), East Tenn. St. (1979), Western Ky. (1982), Akron (1987), Youngstown St. (1988), Morehead St. (1996), Austin Peay (1997), Middle Tenn. (1998) and Western Ky. (2000). **Current members** (9): Eastern Ill., Eastern Ky., Jacksonville St., Murray St., Samford, Southeast Mo. St., Tenn.-Martin, Tennessee St. and Tennessee Tech.

Team Champion (Record)

1948 Murray St. (3-1)
 1949 Evansville (3-1)
 1950 Murray St. (5-0-1)
 1951 Murray St. (5-1)
 1952 Tennessee St. (4-1) & Western Ky. (4-1)
 1953 Tennessee Tech (5-0)
 1954 Eastern Ky. (5-0)
 1955 Tennessee Tech (5-0)
 1956 Middle Tenn. (5-0)
 1957 Middle Tenn. (5-0)
 1958 Middle Tenn. (5-1) & Tennessee Tech (5-1)
 1959 Middle Tenn. (5-0-1) & Tennessee Tech (5-0-1)
 1960 Tennessee Tech (6-0)
 1961 Tennessee Tech (6-0)
 1962 East Tenn. St. (4-2)
 1963 Western Ky. (7-0)
 1964 Middle Tenn. (6-1)#
 1965 Middle Tenn. (7-0)
 1966 Morehead St. (6-1)
 1967 Eastern Ky. (5-0-2)#
 1968 Eastern Ky. (7-0)
 1969 East Tenn. St. (6-0-1)#
 1970 Western Ky. (5-1-1)
 1971 Western Ky. (5-2)
 1972 Tennessee Tech (7-0)#
 1973 Western Ky. (7-0)#
 1974 Eastern Ky. (6-1)
 1975 Tennessee Tech (6-1) & Western Ky. (6-1)#
 1976 Eastern Ky. (6-1)#
 1977 Austin Peay (6-1)
 1978 Western Ky. (6-0)
 1979 Murray St. (6-0)*
 1980 Western Ky. (6-1)
 1981 Eastern Ky. (8-0)*
 1982 Eastern Ky. (7-0)*
 1983 Eastern Ky. (6-1)*
 1984 Eastern Ky. (6-1)*
 1985 Middle Tenn. (7-0)*
 1986 Murray St. (5-2)
 1987 Eastern Ky. (5-1)* & Youngstown St. (5-1)
 1988 Eastern Ky. (6-0)*
 1989 Middle Tenn. (6-0)*
 1990 Eastern Ky. (5-1)* & Middle Tenn. (5-1)*
 1991 Eastern Ky. (7-0)*
 1992 Middle Tenn. (8-0)*
 1993 Eastern Ky. (8-0)*
 1994 Eastern Ky. (8-0)*
 1995 Murray St. (8-0)*
 1996 Murray St. (8-0)*
 1997 Eastern Ky. (7-0)*
 1998 Tennessee St. (6-1)*
 1999 Tennessee St. (7-0)*
 2000 Western Ky. (7-0)*
 2001 Eastern Ill. (6-0)*
 2002 Eastern Ill. (5-1)* & Murray St. (5-1)*
 2003 Jacksonville St. (7-1)*

#Participated in NCAA Division II Championship.

*Participated in NCAA Division I-AA Championship.

PATRIOT LEAGUE

Founded: In 1984 originally as the Colonial League with six charter members. **Charter members** (6): Bucknell, Colgate, Davidson, Holy Cross, Lafayette and Lehigh. **Admitted later** (3): Fordham (1990), Towson (1997) and Georgetown (2001). **Withdrew later** (2): Davidson (1989) and Towson (2003). **Current members** (7): Bucknell, Colgate, Fordham, Georgetown, Holy Cross, Lafayette and Lehigh.

Year Champion (Record)

1986 Holy Cross (4-0)
 1987 Holy Cross (4-0)
 1988 Lafayette (5-0)

Team Champion (Record)

1989 Holy Cross (4-0)
 1990 Holy Cross (5-0)
 1991 Holy Cross (5-0)
 1992 Lafayette (5-0)
 1993 Lehigh (4-1)
 1994 Lafayette (5-0)
 1995 Lehigh (5-0)
 1996 Bucknell (4-1)
 1997 Colgate (6-0)*
 1998 Lehigh (6-0)*
 1999 Colgate (5-1)* & Lehigh (5-1)*
 2000 Lehigh (6-0)*
 2001 Lehigh (7-0)*
 2002 Colgate (6-1) & Fordham (6-1)*
 2003 Colgate (7-0)*

*Participated in NCAA Division I-AA Championship.

PIONEER FOOTBALL LEAGUE

Founded: Started in 1993 with Division I-AA charter members Butler, Dayton, Drake, Evansville, San Diego and Valparaiso. **Admitted later** (4): Austin Peay (2001), Davidson (2001), Jacksonville (2001) and Morehead St. (2001). **Withdrew later** (1): Evansville (1997, dropped football). **Current members** (9): Austin Peay, Butler, Davidson, Dayton, Drake, Jacksonville, Morehead St., San Diego and Valparaiso.

Year Champion (Record)

1993 Dayton (5-0)
 1994 Butler (4-1) & Dayton (4-1)
 1995 Drake (5-0)
 1996 Dayton (5-0)
 1997 Dayton (5-0)
 1998 Drake (4-0)
 1999 Dayton (4-0)
 2000 Dayton (3-1), Drake (3-1) & Valparaiso (3-1)
 2001 Dayton (4-0)
 2002 Dayton (4-0)
 2003 Valparaiso (3-1)

Since 2001, the PDL has conducted a championship game between the North and South division champion to determine a league champion. Following are the results of the North Division champion (N) vs. the South Division champion (S):

2001 Dayton (N) 46, Jacksonville (S) 14
 2002 Dayton (N) 28, Morehead St. (S) 0
 2003 Valparaiso (N) 54, Morehead St. (S) 42

SOUTHERN CONFERENCE

Founded: In 1921 by 14 institutions to form the Southern Intercollegiate Conference. Roots for the conference can actually be traced back to 1894 when several football-playing schools formed a confederation known as the Southeastern Intercollegiate Athletic Association. **Charter members** (14): Alabama, Auburn, Clemson, Georgia, Georgia Tech, Kentucky, Maryland, Mississippi St., North Carolina, North Carolina St., Tennessee, Virginia, Virginia Tech and Wash. & Lee. **Admitted later** (18): Florida (1922), LSU (1922), Mississippi (1922), South Carolina (1922), Tulane (1922), Vanderbilt (1922), VMI (1924), Citadel (1936), Furman (1936), West Virginia (1951), Appalachian St. (1971), Marshall (1976), Chattanooga (1976), Western Caro. (1976), East Tenn. St. (1978), Ga. Southern (1992), Wofford (1997) and Elon (2003). **Withdrew later:** Since 1922, membership has changed drastically, with a total of 39 schools having been affiliated with the league, including 11 of the 12 schools currently comprising the Southeastern Conference and eight of the nine schools currently comprising the Atlantic Coast Conference. **Current members** (8): Appalachian St., Chattanooga, Citadel, Elon, Furman, Ga. Southern, Western Caro. and Wofford.

Year Champion (Record)*

1922 Georgia Tech
 1923 Vanderbilt
 1924 Alabama
 1925 Alabama
 1926 Alabama
 1927 Georgia Tech
 1928 Georgia Tech
 1929 Tulane
 1930 Alabama & Tulane
 1931 Tulane
 1932 Auburn & Tennessee
 1933 Duke (4-0)
 1934 Wash. & Lee (4-0)
 1935 Duke (5-0)

Team Champion (Record)

1936 Duke (7-0)
 1937 Maryland (2-0)
 1938 Duke (5-0)
 1939 Clemson (4-0)
 1940 Clemson (4-0)
 1941 Duke (5-0)
 1942 William & Mary (4-0)
 1943 Duke (4-0)
 1944 Duke (4-0)
 1945 Duke (4-0)
 1946 North Carolina (4-0-1)
 1947 William & Mary (7-1)
 1948 Clemson (5-0)
 1949 North Carolina (5-0)
 1950 Wash. & Lee (6-0)
 1951 Maryland (5-0) & VMI (5-0)
 1952 Duke (5-0)
 1953 West Virginia (4-0)
 1954 West Virginia (3-0)
 1955 West Virginia (4-0)
 1956 West Virginia (5-0)
 1957 VMI (6-0)
 1958 West Virginia (4-0)
 1959 VMI (6-0-1)
 1960 VMI (4-1)
 1961 Citadel (5-1)
 1962 VMI (6-0)
 1963 Virginia Tech (5-0)
 1964 West Virginia (5-0)
 1965 West Virginia (4-0)
 1966 East Caro. (4-1-1) & William & Mary (4-1-1)
 1967 West Virginia (4-0-1)
 1968 Richmond (6-0)
 1969 Davidson (5-1) & Richmond (5-1)
 1970 William & Mary (3-1)
 1971 Richmond (5-1)
 1972 East Caro. (7-0)
 1973 East Caro. (7-0)
 1974 VMI (5-1)
 1975 Richmond (5-1)
 1976 East Caro. (4-1)
 1977 Chattanooga (4-1) & VMI (4-1)
 1978 Chattanooga (4-1) & Furman (4-1)
 1979 Chattanooga (5-1)
 1980 Furman (7-0)
 1981 Furman (5-2)
 1982 Furman (6-1)*
 1983 Furman (6-0-1)*
 1984 Chattanooga (5-1)*
 1985 Furman (6-0)*
 1986 Appalachian St. (6-0-1)*
 1987 Appalachian St. (7-0)*
 1988 Furman (6-1)* & Marshall (6-1)*
 1989 Furman (7-0)*
 1990 Furman (6-1)*
 1991 Appalachian St. (6-1)*
 1992 Citadel (6-1)*
 1993 Ga. Southern (7-1)*
 1994 Marshall (7-1)*
 1995 Appalachian St. (8-0)*
 1996 Marshall (8-0)*
 1997 Ga. Southern (7-1)*
 1998 Ga. Southern (8-0)*
 1999 Appalachian St. (7-1)*, Furman (7-1)* & Ga. Southern (7-1)*
 2000 Ga. Southern (7-1)*
 2001 Furman (7-1)* & Ga. Southern (7-1)*
 2002 Ga. Southern (7-1)*
 2003 Wofford (8-0)*

*Participated in NCAA Division I-AA Championship. †No records available until 1933.

SOUTHLAND CONFERENCE

Founded: In 1963 by a group of five institutions. **Charter members** (5): Abilene Christian, Arkansas St., Lamar, Texas-Arlington and Trinity (Tex.). **Admitted later** (12): La.-Lafayette (1971), Louisiana Tech (1971), La.-Monroe (1972), McNeese St. (1972), North Texas (1982), Northwestern St. (1987), Sam Houston St. (1987), Texas St. (1987), Stephen F. Austin (1987), Nicholls St. (1992), Jacksonville St. (1996) and Troy St. (1996). **Withdrew later** (11): Trinity (Tex.) (1972), Abilene Christian (1973), La.-Lafayette (1982), Texas-Arlington (1986, dropped football), Arkansas St. (1987), Lamar (1987), Louisiana Tech (1987), North Texas (1995), La.-Monroe (1996), Troy St. (2000) and Jacksonville St. (2003). **Current members** (6): McNeese St., Nicholls St., Northwestern St., Sam Houston St., Stephen F. Austin and Texas St.

Year Champion (Record)

1964	Lamar (3-0-1)
1965	Lamar (3-1)
1966	Texas-Arlington (3-1)
1967	Texas-Arlington (4-0)
1968	Arkansas St. (3-0-1)
1969	Arkansas St. (4-0)
1970	Arkansas St. (4-0)
1971	Louisiana Tech (4-1)
1972	Louisiana Tech (5-0)
1973	Louisiana Tech (5-0)
1974	Louisiana Tech (5-0)
1975	Arkansas St. (5-0)
1976	La.-Lafayette (4-1) & McNeese St. (4-1)
1977	Louisiana Tech (4-0-1)
1978	Louisiana Tech (4-1)
1979	McNeese St. (5-0)
1980	McNeese St. (5-0)
1981	Texas-Arlington (4-1)
1982	Louisiana Tech (5-0)*
1983	La.-Monroe (5-1) & North Texas (5-1)*
1984	Louisiana Tech (5-1)*
1985	Arkansas St. (5-1)*
1986	Arkansas St. (5-0)*
1987	La.-Monroe (6-0)*
1988	Northwestern St. (6-0)*
1989	Stephen F. Austin (5-0-1)*
1990	La.-Monroe (5-1)*
1991	McNeese St. (4-1-2)*
1992	La.-Monroe (7-0)*
1993	McNeese St. (7-0)*
1994	North Texas (5-0-1)*
1995	McNeese St. (5-0)*
1996	Troy St. (5-1)*
1997	McNeese St. (6-1)* & Northwestern St. (6-1)*
1998	Northwestern St. (6-1)*
1999	Stephen F. Austin (6-1) & Troy St. (6-1)*
2000	Troy St. (6-1)*
2001	McNeese St. (5-1)* & Sam Houston St. (5-1)*
2002	McNeese St. (6-0)*
2003	McNeese St. (5-0)*

*Participated in NCAA Division I-AA Championship.

SOUTHWESTERN ATHLETIC CONFERENCE

Founded: In 1920 by a group of six institutions. **Charter members** (6): Bishop, Paul Quinn, Prairie View, Sam Houston College, Texas College and Wiley. **Admitted later** (11): Langston (1931), Southern U. (1934), Arkansas AM&N (1936), Texas Southern (1954), Grambling (1958), Jackson St. (1958), Alcorn St. (1962),

Mississippi Val. (1968), Alabama St. (1982), Ark.-Pine Bluff (1998), Alabama A&M (1999) and Morris Brown (2001). **Withdrew later** (9): Paul Quinn (1929), Bishop (1956), Langston (1957), Sam Houston College (1959), Texas College (1961), Wiley (1968), Arkansas AM&N (1970), Prairie View (1990, dropped program, readmitted 1991) and Morris Brown (2002). **Current members** (10): Alabama A&M, Alabama St., Alcorn St., Ark.-Pine Bluff, Grambling, Jackson St., Mississippi Val., Prairie View, Southern U. and Texas Southern.

Year Champion (Record)

1921	Wiley
1922	Paul Quinn
1923	Wiley
1924	Paul Quinn
1925	Bishop
1926	Sam Houston College
1927	Wiley
1928	Wiley
1929	Wiley
1930	Wiley
1931	Prairie View
1932	Wiley
1933	Langston & Prairie View
1934	Texas College
1935	Texas College
1936	Texas College & Langston
1937	Southern U. & Langston
1938	Southern U. & Langston
1939	Langston
1940	Southern U. & Langston
1941	No champion
1942	Texas College
1943	No champion
1944	Langston (5-1), Texas College (5-1) & Wiley (5-1)
1945	Wiley (6-0)
1946	Southern U. (5-1)
1947	Southern U. (7-0)
1948	Southern U. (7-0)
1949	Langston (6-0-1) & Southern U. (6-0-1)
1950	Southern U. (7-0)
1951	Prairie View (6-1)
1952	Prairie View (6-0)
1953	Prairie View (6-0)
1954	Prairie View (6-0)
1955	Southern U. (6-1)
1956	Langston (5-1) & Texas Southern (5-1)
1957	Wiley (6-0)
1958	Prairie View (5-0)
1959	Southern U. (7-0)
1960	Grambling (6-1), Prairie View (6-1) & Southern U. (6-1)

Team Champion (Record)

1961	Jackson St. (6-1)
1962	Jackson St. (6-1)
1963	Prairie View (7-0)
1964	Prairie View (7-0)
1965	Grambling (6-1)
1966	Arkansas AM&N (4-2-1), Grambling (4-2-1), Southern U. (4-2-1) & Texas Southern (4-2-1)
1967	Grambling (6-1)
1968	Alcorn St. (6-1), Grambling (6-1) & Texas Southern (6-1)
1969	Alcorn St. (6-0-1)
1970	Alcorn St. (6-0)
1971	Grambling (5-1)
1972	Grambling (5-1) & Jackson St. (5-1)
1973	Grambling (5-1) & Jackson St. (5-1)
1974	Alcorn St. (5-1) & Grambling (5-1)
1975	Grambling (4-2) & Southern U. (4-2)
1976	Alcorn St. (5-1)
1977	Grambling (6-0)
1978	Grambling (5-0-1)
1979	Alcorn St. (5-1) & Grambling (5-1)
1980	Grambling (5-1)* & Jackson St. (5-1)
1981	Jackson St. (5-1)*
1982	Jackson St. (6-0)*
1983	Grambling (6-0-1)
1984	Alcorn St. (7-0)*
1985	Grambling (6-1)* & Jackson St. (6-1)*
1986	Jackson St. (7-0)*
1987	Jackson St. (7-0)*
1988	Jackson St. (7-0)*
1989	Jackson St. (7-0)*
1990	Jackson St. (5-1)*
1991	Alabama St. (6-0-1)#
1992	Alcorn St. (7-0)*
1993	Southern U. (7-0)#
1994	Alcorn St. (6-1)* & Grambling (6-1)#
1995	Jackson St. (7-0)*
1996	Jackson St. (6-1)*
1997	Southern U. (8-0)#
1998	Southern U. (8-0)#
1999	Southern U. (9-0)#
2000	Grambling (6-1)
2001	Grambling (6-1)
2002	Grambling (6-1)
2003	Southern U. (6-1)

÷ No records available until 1944. *Participated in NCAA Division I-AA Championship. #Participated in Division I-AA Heritage Bowl.

Discontinued Conferences**Division I-A****BIG EIGHT CONFERENCE**

Founded: Originally founded in 1907 as the Missouri Valley Intercollegiate Athletic Association. Charter members were Iowa, Kansas, Missouri, Nebraska and Washington (Mo.). Six schools were admitted later: Drake (1908), Iowa St. (1908), Kansas St. (1913), Grinnell (1919), Oklahoma (1920) and Oklahoma St. (1925). Iowa withdrew in 1911. The Big Six Conference was founded in 1928 when charter members left the MVIAA. Iowa St., Kansas, Kansas St., Missouri, Nebraska and Oklahoma were joined by Colorado (1948) (known as Big Seven) and Oklahoma St. (1958) (known as Big Eight until 1996). All eight members of Big Eight joined four former Southwest Conference members (Baylor, Texas, Texas A&M and Texas Tech) to form Big 12 Conference in 1996.

Year Champion (Record)

1907	Iowa (1-0) & Nebraska (1-0)
1908	Kansas (4-0)
1909	Missouri (4-0-1)
1910	Nebraska (2-0)
1911	Iowa St. (2-0-1) & Nebraska (2-0-1)
1912	Iowa St. (2-0) & Nebraska (2-0)
1913	Missouri (4-0) & Nebraska (3-0)
1914	Nebraska (3-0)
1915	Nebraska (4-0)
1916	Nebraska (3-1)

Year Champion (Record)

1917	Nebraska (2-0)
1918	No Champion—War
1919	Missouri (4-0-1)
1920	Oklahoma (4-0-1)
1921	Nebraska (3-0)
1922	Nebraska (5-0)
1923	Nebraska (3-0-2)
1924	Missouri (5-1)
1925	Missouri (5-1)
1926	Oklahoma St. (3-0-1)
1927	Missouri (5-1)
1928	Nebraska (4-0)
1929	Nebraska (3-0-2)
1930	Kansas (4-1)
1931	Nebraska (5-0)
1932	Nebraska (5-0)
1933	Nebraska (5-0)
1934	Kansas St. (5-0)
1935	Nebraska (4-0-1)
1936	Nebraska (5-0)
1937	Nebraska (3-0-2)
1938	Oklahoma (5-0)
1939	Missouri (5-0)
1940	Nebraska (5-0)
1941	Missouri (5-0)
1942	Missouri (4-0-1)
1943	Oklahoma (5-0)
1944	Oklahoma (4-0-1)
1945	Missouri (5-0)
1946	Oklahoma (4-1) & Kansas (4-1)

Year Champion (Record)

1947	Kansas (4-0-1) & Oklahoma (4-0-1)
1948	Oklahoma (5-0)
1949	Oklahoma (5-0)
1950	Oklahoma (6-0)
1951	Oklahoma (6-0)
1952	Oklahoma (5-0-1)
1953	Oklahoma (6-0)
1954	Oklahoma (6-0)
1955	Oklahoma (6-0)
1956	Oklahoma (6-0)
1957	Oklahoma (6-0)
1958	Oklahoma (6-0)
1959	Oklahoma (5-1)
1960	Missouri (7-0)
1961	Colorado (7-0)
1962	Oklahoma (7-0)
1963	Nebraska (7-0)
1964	Nebraska (6-1)
1965	Nebraska (7-0)
1966	Nebraska (6-1)
1967	Oklahoma (7-0)
1968	Kansas (6-1) & Oklahoma (6-1)
1969	Missouri (6-1) & Nebraska (6-1)
1970	Nebraska (7-0)
1971	Nebraska (7-0)
1972	Nebraska (5-1-1)*
1973	Oklahoma (7-0)
1974	Oklahoma (7-0)
1975	Nebraska (6-1) & Oklahoma (6-1)

Year Champion (Record)

1976	Colorado (5-2), Oklahoma (5-2) & Oklahoma St. (5-2)
1977	Oklahoma (7-0)
1978	Nebraska (6-1) & Oklahoma (6-1)
1979	Oklahoma (7-0)
1980	Oklahoma (7-0)
1981	Nebraska (7-0)
1982	Nebraska (7-0)
1983	Nebraska (7-0)
1984	Oklahoma (6-1) & Nebraska (6-1)
1985	Oklahoma (7-0)
1986	Oklahoma (7-0)
1987	Oklahoma (7-0)
1988	Nebraska (7-0)
1989	Colorado (7-0)
1990	Colorado (7-0)
1991	Colorado (6-0-1) & Nebraska (6-0-1)
1992	Nebraska (6-1)
1993	Nebraska (7-0)

Year Champion (Record)

1994	Nebraska (7-0)
1995	Nebraska (7-0)

*Oklahoma (5-1-1) forfeited title.

BIG WEST CONFERENCE

Founded: In 1969 as the Pacific Coast Athletic Association. Charter members were UC Santa Barb., Cal St. L.A., Fresno St., Long Beach St., Pacific, San Diego St. and San Jose St. Twelve schools were admitted later: Cal St. Fullerton (1974), Utah St. (1977), UNLV (1982), New Mexico St. (1983), Nevada (1992), Arkansas St. (1993, readmitted 1998), La-Lafayette (1993), Louisiana Tech (1993), Northern Ill. (1993), Boise St. (1996), Idaho (1996) and North Texas (1996). The following schools withdrew, in chronological order: UC Santa Barb. (1972), Cal St. L.A. (1974), San Diego St. (1976), Fresno St. (1991), Long Beach St. (1991, dropped football), Cal St. Fullerton (1992, dropped football), Arkansas St. (1996, readmitted 1998), La-Lafayette (1996), Louisiana Tech (1996), UNLV (1996), Northern Ill. (1996), Pacific (Cal.) (1996, dropped football) and San Jose St. (1996). The conference was renamed the Big West Conference in 1988. In 2001, Arkansas St., Idaho, New Mexico St. and North Texas joined La-Lafayette, La-Monroe and Middle Tenn. for the inaugural season of football in the Sun Belt Conference. Boise St. became a member of the Western Athletic Conference and Utah St. became a Division I-A independent.

Year Champion (Record)

1969	San Diego St. (6-0)
1970	Long Beach St. (5-1) & San Diego St. (5-1)
1971	Long Beach St. (5-1)
1972	San Diego St. (4-0)
1973	San Diego St. (3-0-1)
1974	San Diego St. (4-0)
1975	San Jose St. (5-0)
1976	San Jose St. (4-0)
1977	Fresno St. (4-0)
1978	San Jose St. (4-1) & Utah St. (4-1)
1979	Utah St. (5-0)
1980	Long Beach St. (5-0)
1981	San Jose St. (5-0)
1982	Fresno St. (6-0)
1983	Cal St. Fullerton (5-1)
1984	Cal St. Fullerton (6-1)#
1985	Fresno St. (7-0)
1986	San Jose St. (7-0)
1987	San Jose St. (7-0)
1988	Fresno St. (7-0)
1989	Fresno St. (7-0)
1990	San Jose St. (7-0)
1991	Fresno St. (6-1) & San Jose St. (6-1)
1992	Nevada (5-1)
1993	La-Lafayette (5-1) & Utah St. (5-1)
1994	La-Lafayette (5-1), Nevada (5-1) & UNLV (5-1)
1995	Nevada (6-0)
1996	Nevada (4-1) & Utah St. (4-1)
1997	Utah St. (4-1) & Nevada (4-1)
1998	Idaho (4-1)
1999	Boise St. (5-1)
2000	Boise St. (5-0)

#UNLV forfeited title.

BORDER INTERCOLLEGIATE ATHLETIC ASSOCIATION

Founded: In 1931 as Border Intercollegiate Athletic Association. Charters members were Arizona, Arizona St.

Teachers' (Flagstaff) (now Northern Ariz.), Arizona St. Teachers' (Tempe) (now Arizona St.), New Mexico and New Mexico A&M (now New Mexico St.). Texas Tech was admitted in 1932, Texas Mines (now UTEP) was admitted in 1935, and Hardin-Simmons and West Texas St. Teachers' (now West Tex. A&M) were admitted in 1941.

Year Champion (Record)

1931	Arizona St. (3-1)
1932	Texas Tech (2-0)*
1933	Texas Tech (1-0)*
1934	Texas Tech (1-0)*
1935	Arizona (4-0)
1936	Arizona (3-0-1)
1937	Texas Tech (3-0)
1938	New Mexico St. (4-1)** New Mexico (4-2)**
1939	Arizona St. (4-0)
1940	Arizona St. (3-0-1)
1941	Arizona (5-0)
1942	Hardin-Simmons (3-0-1) Texas Tech (3-0-1)
1943	No full conference program
1944	Texas Tech (2-0)
1945	Arizona (1-0)
1946	Hardin-Simmons (6-0)
1947	Texas Tech (4-0)

*Texas Tech has been listed by some as conference champion for the years 1932, 1933 and 1934, but conference rules forbade an official conference championship. This was due to the fact that the conference covered such a large area that games between all members were not practical.

**Texas Tech won its two conference games in 1938 but did not win the official championship since it did not meet the conference three-game requirement. Its victory over New Mexico did not count toward the championship, permitting New Mexico to share championship honors with New Mexico St.

MISSOURI VALLEY CONFERENCE

Founded: Originally founded as the Missouri Valley Intercollegiate Athletic Association. Several charter members left in 1928 to form the Big Six Conference, which became the Big Eight later. But Drake, Grinnell, Oklahoma A&M (now Oklahoma St.) and Washington-St. Louis continued the MVIAA. Creighton joined in 1928, Butler in 1932, Tulsa and Washburn in 1935, St. Louis in 1937, Wichita St. in 1947, Bradley and Detroit in 1949, Houston in 1951, Cincinnati and North Texas in 1957, Louisville in 1964, Memphis in 1968, and West Tex. A&M in 1972.

Year Champion

1928	Drake
1929	Drake
1930	Drake & Oklahoma St.
1931	Drake
1932	Oklahoma St.
1933	Drake & Oklahoma St.
1934	Washington-St. Louis
1935	Washington-St. Louis & Tulsa
1936	Tulsa & Creighton
1937	Tulsa
1938	Tulsa
1939	Washington-St. Louis
1940	Tulsa
1941	Tulsa
1942	Tulsa
1943	Tulsa
1944	Oklahoma St.
1945	Oklahoma St.
1946	Tulsa
1947	Tulsa
1948	Oklahoma St.
1949	Detroit
1950	Tulsa
1951	Tulsa
1952	Houston
1953	Oklahoma St. & Detroit
1954	Wichita St.
1955	Wichita St. & Detroit
1956	Houston
1957	Houston
1958	North Texas
1959	North Texas & Houston
1960	Wichita St.
1961	Wichita St.
1962	Tulsa
1963	Cincinnati & Wichita St.
1964	Cincinnati

Year Champion

1965	Tulsa
1966	North Texas & Tulsa
1967	North Texas
1968	Memphis
1969	Memphis
1970	Louisville
1971	Memphis
1972	Louisville, West Tex. A&M & Drake
1973	North Texas
1974	Tulsa
1975	Tulsa
1976	Tulsa & New Mexico St.
1977	West Tex. A&M
1978	New Mexico St.
1979	West Tex. A&M
1980	Tulsa
1981	Drake & Tulsa
1982	Tulsa
1983	Tulsa
1984	Tulsa
1985	Tulsa

OLD ROCKY MOUNTAIN CONFERENCE

(Mountain States Athletic Conference and Big Seven Conference)

Founded: This conference predates every conference except the Big Ten and consisted of Brigham Young (1922), Colorado (1900), Colorado Agricultural College (now Colorado St.) (1900), Colorado St. College (1900), Denver (1900), Utah (1902), Utah St. (1902) and Wyoming (1905). Before 1938, these schools were part of the Rocky Mountain Conference, other members of which, at that time, were Colorado College, Colorado Mines, Greeley St. Teachers' (now Northern Colo.), Montana St. (1917) and Western St. Teachers' (now Western St.) (1925). A split took place in 1938, when the Mountain States Athletic Conference or "Big Seven" was formed. The name Rocky Mountain Conference was retained by the last six schools after 1938. Some members went into the Western Athletic Conference when the RMC was dissolved in 1962.

Year Champion

1900	Colorado College
1901	Colorado
1902	Colorado
1903	Colorado
1904	Colorado Mines
1905	Colorado Mines
1906	Colorado Mines
1907	Colorado Mines
1908	Denver
1909	Denver
1910	Colorado
1911	Colorado
1912	Colorado Mines
1913	Colorado
1914	Colorado Mines
1915	Colorado Aggies
1916	Colorado Aggies
1917	Denver
1918	Colorado Mines
1919	Colorado Aggies
1920	Colorado Aggies
1921	Utah St.
1922	Utah
1923	Colorado
1924	Colorado
1925	Colorado Aggies
1926	Utah
1927	Colorado Aggies
1928	Utah
1929	Utah
1930	Utah
1931	Utah
1932	Utah
1933	Utah, Denver* & Colorado St.*
1934	Colorado, Northern Colo. & Colorado St.*
1935	Colorado & Utah St.*
1936	Utah St.
1937	Colorado
1938	Utah (4-0-2)
1939	Colorado (5-1-0)
1940	Utah (5-1-0)
1941	Utah (4-0-2)
1942	Colorado & Utah (5-1-0)
1943	Colorado (2-0-0)
1944	Colorado (2-0-0)
1945	Denver (4-1-0)

Year Champion

1946	Utah St. & Denver (4-1-1)
1947	Utah (6-0-0)
1948	Utah
1949	Wyoming
1950	Wyoming
1951	Utah
1952	Utah
1953	Utah
1954	Denver
1955	Colorado St.
1956	Wyoming
1957	Utah
1958	Wyoming
1959	Wyoming
1960	Wyoming & Utah St.
1961	Wyoming & Utah St.

*In final ratings, according to conference rules, tie games were not counted in awarding championships. Thus, teams marked with * shared the championship because one or more ties were not counted in their conference records.

SOUTHLAND CONFERENCE

(I-A only 1975-79, now I-AA conference)

SOUTHWEST CONFERENCE

Founded: In 1914 as the Southwest Athletic Conference with charter members Arkansas, Baylor, Oklahoma, Oklahoma St., Rice, Southwestern (Tex.), Texas and Texas A&M. Five teams were added: Southern Methodist (1918), Phillips (1920), TCU (1923), Texas Tech (1960) and Houston (1976). Five withdrew: Southwestern (Texas) (1917), Oklahoma (1920), Phillips (1921), Oklahoma St. (1925) and Arkansas (1992). Of the eight members in the final (1995) season, four (Baylor, Texas, Texas A&M and Texas Tech) joined with eight members of the Big Eight Conference to form the Big 12 Conference in 1996. The other members in 1996: Houston (to Conference USA), Rice (to Western Athletic Conference), Southern Methodist (to Western Athletic Conference) and TCU (to Western Athletic Conference).

Year Champion (Record)

1914	No champion
1915	Oklahoma (3-0)*
1916	No champion
1917	Texas A&M (2-0)
1918	No champion
1919	Texas A&M (4-0)
1920	Texas (5-0)
1921	Texas A&M (3-0-2)
1922	Baylor (5-0)
1923	Southern Methodist (5-0)
1924	Baylor (4-0-1)
1925	Texas A&M (4-1)
1926	Southern Methodist (5-0)
1927	Texas A&M (4-0-1)
1928	Texas (5-1)
1929	TCU (4-0-1)
1930	Texas (4-1)
1931	Southern Methodist (5-0-1)
1932	TCU (6-0)
1933	No champion*
1934	Rice (5-1)
1935	Southern Methodist (6-0)
1936	Arkansas (5-1)
1937	Rice (4-1-1)
1938	TCU (6-0)
1939	Texas A&M (6-0)
1940	Texas A&M (5-1)
1941	Texas A&M (5-1)
1942	Texas (5-1)
1943	Texas (5-0)
1944	TCU (3-1-1)
1945	Texas (5-1)
1946	Rice (5-1) & Arkansas (5-1)
1947	Southern Methodist (5-0-1)
1948	Southern Methodist (5-0-1)
1949	Rice (6-0)
1950	Texas (6-0)
1951	TCU (5-1)
1952	Texas (6-0)
1953	Rice (5-1) & Texas (5-1)
1954	Arkansas (5-1)
1955	TCU (5-1)
1956	Texas A&M (6-0)

Year Champion (Record)

1957	Rice (5-1)
1958	TCU (5-1)
1959	Texas (5-1), TCU (5-1) & Arkansas (5-1)
1960	Arkansas (6-1)
1961	Texas (6-1) & Arkansas (6-1)
1962	Texas (6-0-1)
1963	Texas (7-0)
1964	Arkansas (7-0)
1965	Arkansas (7-0)
1966	Southern Methodist (6-1)
1967	Texas A&M (6-1)
1968	Texas (6-1) & Arkansas (6-1)
1969	Texas (7-0)
1970	Texas (7-0)
1971	Texas (6-1)
1972	Texas (7-0)
1973	Texas (7-0)
1974	Baylor (6-1)
1975	Arkansas (6-1), Texas A&M (6-1) & Texas (6-1)
1976	Houston (7-1) & Texas Tech (7-1)
1977	Texas (8-0)
1978	Houston (7-1)
1979	Houston (7-1) & Arkansas (7-1)
1980	Baylor (8-0)
1981	Southern Methodist (7-1)†
1982	Southern Methodist (7-0-1)
1983	Texas (8-0)
1984	Southern Methodist (6-2) & Houston (6-2)
1985	Texas A&M (7-1)
1986	Texas A&M (7-1)
1987	Texas A&M (6-1)
1988	Arkansas (7-0)
1989	Arkansas (7-1)
1990	Texas (8-0)
1991	Texas A&M (8-0)
1992	Texas A&M (7-0)
1993	Texas A&M (7-0)
1994	Baylor (4-3), Rice (4-3), Texas (4-3), TCU (4-3) & Texas Tech (4-3)*
1995	Texas (7-0)

*Forfeited title: Baylor (3-0) in 1915, Arkansas (4-1) in 1933 and Texas A&M (6-0-1) in 1994 on probation.
†Southern Methodist on probation; did not forfeit championship.

Division I-AA**AMERICAN WEST CONFERENCE**

Founded: Started Division I-AA play in 1993 with charter members Cal St. Northridge, Sacramento St. and Southern Utah. Other members were UC Davis and Cal Poly (both Division II members at the time). Cal Poly became a Division I-AA member in 1994, and UC Davis withdrew in 1994. Last-year members were Cal Poly (became independent), Cal St. Northridge (to Big Sky Conference), Sacramento St. (to Big Sky Conference) and Southern Utah (became independent).

Year Champion (Record)

1993	Southern Utah (3-1) & UC Davis (3-1)#
1994	Cal Poly (3-0)
1995	Sacramento St. (3-0)

Division II**EASTERN COLLEGIATE FOOTBALL CONFERENCE****Year Champion**

1993	Bentley
1994	Bentley
1995	Stonehill
1996	Salve Regina
1997	Albany (N.Y.)
1998	Albany (N.Y.)
1999	American Int'l
2000	American Int'l

MIDWEST INTERCOLLEGIATE FOOTBALL CONFERENCE**Year Champion**

1990	Grand Valley St.
1991	Butler
1992	Ferris St., Butler, Grand Valley St. & Hillsdale
1993	Ferris St.
1994	Ferris St.
1995	Ferris St.
1996	Ferris St.
1997	Grand Valley St. & Ashland
1998	Grand Valley St.

NORTHERN CALIFORNIA ATHLETIC CONFERENCE

(Far Western Football Conference from 1929-81)

Year Champion (Record)

1925	St. Mary's (Cal.)
1926	St. Mary's (Cal.)
1927	St. Mary's (Cal.)
1928	St. Mary's (Cal.)
1929	UC Davis
1930	Fresno St.
1931	None
1932	Nevada & San Jose St.
1933	Nevada
1934	Fresno St. & San Jose St.
1935	Fresno St.
1936	Pacific
1937	Fresno St.
1938	Pacific
1939	Nevada
1940	Pacific
1941	Pacific
1942	Pacific
1943-46	None
1947	UC Davis Southern Ore.
1948	Cal St. Chico & Southern Ore.
1949	UC Davis
1950	San Fran. St.
1951	UC Davis
1952	Humboldt St.
1953	Cal St. Chico
1954	San Fran. St.
1955	Cal St. Chico
1956	UC Davis, Humboldt St. & San Fran. St.
1957	San Fran. St.
1958	San Fran. St.
1959	San Fran. St.
1960	Humboldt St.
1961	Humboldt St. & San Fran. St.
1962	San Fran. St.
1963	UC Davis, San Fran. St. & Humboldt St.
1964	Sacramento St.
1965	San Fran. St.
1966	Sacramento St.
1967	San Fran. St.
1968	Humboldt St.
1969	Cal St. Hayward
1970	Cal St. Chico
1971	UC Davis & Cal St. Chico
1972	UC Davis
1973	UC Davis & Cal St. Chico
1974	UC Davis
1975	UC Davis
1976	UC Davis
1977	UC Davis
1978	UC Davis
1979	UC Davis
1980	UC Davis
1981	UC Davis & Cal St. Hayward
1982	UC Davis
1983	UC Davis
1984	UC Davis
1985	UC Davis
1986	UC Davis
1987	UC Davis
1988	UC Davis
1989	UC Davis
1990	UC Davis
1991	Sonoma St.
1992	UC Davis
1993	Cal St. Chico
1994	Humboldt St. & Cal St. Chico
1995	Humboldt St.
1996	Cal St. Chico

Division III**ASSOCIATION OF MIDEAST COLLEGES****Members (4): Thomas More, Bluffton, Wilmington [Ohio] and Mt. St. Joseph**

Year	Champion
1991	Thomas More (3-0)
1992	Thomas More (3-0)
1993	Thomas More (3-0)
1994	Bluffton, Thomas More (2-1)
1995	Thomas More (3-0)

INDEPENDENT COLLEGE ATHLETIC CONFERENCE

Year	Champion
1970-73	Champion unknown
1974	Ithaca
1975	Ithaca
1976	Alfred
1977	Champion unknown
1978	Ithaca
1979	Ithaca

Year	Champion
1980	Ithaca
1981	Alfred
1982	St. Lawrence
1983	St. Lawrence
1984	Ithaca
1985	Ithaca
1986	Ithaca
1987	Ithaca



2003 Results

2003 Results for
All Divisions 526



2003 Results for All Divisions

Listed alphabetically in this section are 2003 results for all football-playing NCAA member institutions. The division designation for each school is indicated to the right of the school location.

The coach listed is for the 2003 season for historical purposes.

Key: n -home game, *-neutral site.

ABILENE CHRISTIAN

Abilene, TX 79699II

Coach: Gary Gaines, Angelo St. 1971

2003 RESULTS (6-4)

12	Central Ark. n	30
46	Fort Lewis n	7
7	Tarleton St. n	41
24	Eastern N.M. n	14
14	Central Okla.	17
39	Angelo St.	23
18	Midwestern St. n	14
21	Tex. A&M-Commerce	7
7	Tex. A&M-Kingsville n	10
34	West Tex. A&M	27

Nickname: Wildcats
 Colors: Purple & White
 Stadium: Shotwell
 Capacity: 15,000; Year Built: 1959
 AD: Jared Mosley
 SID: Lance Fleming

ADAMS ST.

Alamosa, CO 81102II

Coach: Wayne McGinn, Adams St. 1981

2003 RESULTS (4-7)

17	Eastern N.M. n	18
31	Kan. Wesleyan	14
44	Fort Lewis n	12
18	Fort Hays St.	37
17	Neb.-Kearney	23
50	N.M. Highlands n	7
27	Mesa St. n	50
14	Northern Colo.	55
26	Western St.	25
22	Colorado Mines	26
44	Chadron St. n	45

Nickname: Grizzlies
 Colors: Green & White
 Stadium: Rex Field
 Capacity: 2,800; Year Built: 1949
 AD: Jeff Geiser
 SID: Chris Day

ADRIAN

Adrian, MI 49221III

Coach: Jim Lyall, Michigan 1974

2003 RESULTS (8-2)

14	Heidelberg n	10
24	Defiance	21
48	Franklin	13
31	Wis. Lutheran	17
49	Tri-State n	14
7	Hope	33
49	Olivet n	42
31	Albion n	21
45	Alma	42
21	Kalamazoo n	27

Nickname: Bulldogs
 Colors: Gold & Black
 Stadium: Maple
 Capacity: 5,000; Year Built: 1960
 AD: C. Henry Mensing
 SID: Aaron Klotz

AIR FORCE

USAF Academy, CO 80840-5001IA

Coach: Fisher DeBerry, Wofford 1960

2003 RESULTS (7-5)

49	Wofford n	0
22	Northwestern	21
34	North Texas n	21
35	Wyoming n	29
24	Brigham Young	10
25	Navy *	28
24	UNLV n	7
20	Colorado St.	30
43	Utah n	45
31	Army n	3
12	New Mexico	24
3	San Diego St.	24

Nickname: Falcons
 Colors: Blue & Silver
 Stadium: Falcon
 Capacity: 52,480; Year Built: 1962
 AD: Brad DeAustin
 SID: Troy Garnhart

AKRON

Akron, OH 44325IA

Coach: Lee Owens, Bluffton 1977

2003 RESULTS (7-5)

38	Kent St. n	41
31	Wisconsin	48
24	Eastern Mich. n	17
65	Howard n	7
38	Buffalo	21
20	Miami (Ohio)	45
45	Cal Poly n	14
38	UCF n	24
37	Connecticut	38
24	Marshall	42
40	Central Mich.	28
35	Ohio n	28

Nickname: Zips
 Colors: Blue & Gold
 Stadium: Rubber Bowl
 Capacity: 31,000; Year Built: 1940
 AD: Michael J. Thomas
 SID: Shawn Nestor

ALABAMA

Tuscaloosa, AL 35487IA

Coach: Mike Shula, Alabama 1987

2003 RESULTS (4-9)

40	South Fla. *	17
13	Oklahoma n	20
27	Kentucky n	17
16	Northern Ill. n	19
31	Arkansas n	34
23	Georgia	37
17	Southern Miss. n	3
28	Mississippi	43
43	Tennessee n	51
38	Mississippi St.	0
3	LSU n	27
23	Auburn	28
29	Hawaii	37

Nickname: Crimson Tide
 Colors: Crimson & White
 Stadium: Bryant-Denny
 Capacity: 83,818; Year Built: 1929
 AD: Mal Moore
 SID: Larry White

ALABAMA A&M

Normal, AL 35762IAA

Coach: Anthony Jones, Wichita St.

2003 RESULTS (8-4)

3	Jacksonville St. n	9
31	Tennessee St. n	24
14	Grambling *	45
37	Mississippi Val.	0
50	Prairie View	10
63	Texas Southern n	0
25	Southern U.	55
41	Savannah St. *	0
20	Alabama St. *	17
49	Jackson St. n	14
15	Alcorn St.	20
50	Ark.-Pine Bluff n	0

Nickname: Bulldogs
 Colors: Maroon & White
 Stadium: Louis Crews Stadium
 Capacity: 21,000; Year Built: 1996
 AD: James A. Martin Sr.
 SID: Ricky Hazel

ALABAMA ST.

Montgomery, AL 36101-0271IAA

Coach: L. C. Cole, Nebraska 1980

2003 RESULTS (8-5)

38	Florida A&M *	22
49	Alcorn St. n	28
24	Ark.-Pine Bluff	22
10	Southern U.	35
27	Jackson St.	20
59	Prairie View n	7
17	Alabama A&M *	20
34	Grambling n	37
55	Mississippi Val.	31
38	Texas Southern	26
48	Tuskegee n	28
26	Bethune-Cookman *	31
9	Southern U. *	20

Nickname: Hornets
 Colors: Black & Gold
 Stadium: Cramton
 Capacity: 24,600; Year Built: 1922
 AD: NA
 SID: Ronnie Johnson

UAB

Birmingham, AL 35294-0110IA

Coach: Watson Brown, Vanderbilt 1973

2003 RESULTS (5-7)

24	Baylor	19
12	Southern Miss. n	17
9	Troy St. n	20
10	South Carolina	42
24	Memphis	10
31	Cincinnati n	14
24	TCU	27
13	Georgia	16
24	Army n	9
24	Tulane n	38
22	South Fla.	19
28	Houston	56

Nickname: Blazers
 Colors: Forest Green & Old Gold
 Stadium: Legion Field
 Capacity: 83,091; Year Built: 1927
 AD: Watson Brown
 SID: Norm Reilly

ALBANY ST. (GA.)

Albany, GA 31705II

Coach: James White, Albany St. (Ga.) 1990

2003 RESULTS (10-2)

3 Valdosta St.	21
27 Miles.....	12
34 West Ga.	7
13 Kentucky St. n.....	19
52 Lane.....	7
56 Savannah St. *	0
31 Tuskegee n.....	20
56 Clark Atlanta.....	7
40 Benedict n.....	0
43 Morehouse n.....	15
27 Fort Valley St. *	17
52 Fayetteville St. *	30

Nickname: Golden Rams

Colors: Blue & Gold

Stadium: Hugh Mills Memorial

Capacity: 11,000; Year Built: 1957

AD: John I. Davis

SID: Edythe Y. Bradley

ALBANY (N.Y.)

Albany, NY 12222I-AA

Coach: Robert "Bob" Ford, Springfield 1959

2003 RESULTS (7-4)

0 Northeastern.....	51
28 Central Conn. St.	10
3 Brown n.....	21
42 Sacred Heart n.....	7
64 St. Peter's n.....	9
44 St. Francis (Pa.).....	21
7 Monmouth.....	10
40 Stony Brook n.....	7
28 Wagner.....	7
27 Robert Morris n.....	7
16 Towson.....	35

Nickname: Great Danes

Colors: Purple & Gold

Stadium: University Field

Capacity: 10,000; Year Built: 1967

AD: Lee McElroy

SID: Brian DePasquale

ALBION

Albion, MI 49224.....III

Coach: Craig Rundle, Albion 1974

2003 RESULTS (6-4)

7 Wittenberg n.....	34
14 Buffalo St.	21
10 Ohio Wesleyan.....	3
20 Olivet.....	19
17 Wis. Lutheran n.....	7
18 Alma.....	21
23 Kalamazoo n.....	9
21 Adrian.....	31
52 Tri-State.....	14
28 Hope n.....	27

Nickname: Britons

Colors: Purple & Gold

Stadium: Sprinkle-Sprandel

Capacity: 4,244; Year Built: 1976

AD: Troy VanAken

SID: Bobby Lee

ALBRIGHT

Reading, PA 19612-5234III

Coach: E.J. Sandusky, Penn St. 1992

2003 RESULTS (7-3)

28 Wilkes n.....	55
37 Ursinus.....	19
21 Lycoming.....	38

17 FDU-Florham n.....	10
30 Widener.....	29
49 Juniata n.....	31
30 Delaware Valley.....	45
55 Susquehanna.....	31
28 Maravian n.....	24
37 Lebanon Valley n.....	21

Nickname: Lions

Colors: Red & White

Stadium: Eugene L. Shirk

Capacity: 7,000; Year Built: 1925

AD: Stephen George

SID: Jeff Feiler

ALCORN ST.

Alcorn State, MS 39096-7500.....I-AA

Coach: Johnny Thomas, Alcorn St. 1978

2003 RESULTS (7-5)

37 Ark.-Pine Bluff.....	10
28 Grambling n.....	40
28 Alabama St.	49
7 Stephen F. Austin.....	60
20 Fort Valley St.	31
66 Prairie View n.....	0
20 Texas Southern.....	23
36 Southern U.....	34
27 Southeastern La. n.....	24
23 Mississippi Val. n.....	7
20 Alabama A&M n.....	15
49 Jackson St. *	25

Nickname: Braves

Colors: Purple & Gold

Stadium: Jack Spinks

Capacity: 25,000; Year Built: 1992

AD: Robert H. J. Raines

SID: Tyrone C. Broxton

ALFRED

Alfred, NY 14802III

Coach: David Murray, Springfield 1981

2003 RESULTS (5-5)

22 St. John Fisher.....	29
0 Ithaca.....	30
24 St. Lawrence n.....	14
7 Waynesburg.....	17
6 Union (N.Y.) n.....	3
41 Hartwick n.....	6
33 Utica.....	13
12 Hobart n.....	20
21 Grove City n.....	28
14 Thiel.....	9

Nickname: Saxons

Colors: Purple & Gold

Stadium: Merrill Field

Capacity: 5,000; Year Built: 1926

AD: James M. Moretti

SID: Mark Whitehouse

ALLEGHENY

Meadville, PA 16335.....III

Coach: Mark Matlak, Allegheny 1978

2003 RESULTS (7-4)

26 Baldwin-Wallace.....	45
23 Wash. & Jeff.....	28
0 Westminster (Pa.) n.....	3
7 Wabash n.....	6
37 Hiram.....	14
26 Wooster.....	20
37 Denison n.....	0
27 Wittenberg n.....	21
42 Earlham.....	21
20 Ohio Wesleyan n.....	12
19 Montclair St.....	20

Nickname: Gators

Colors: Blue & Gold

Stadium: Robertson Field

Capacity: 3,500; Year Built: 1948

AD: Larry Lee

SID: Ken Baker

ALMA

Alma, MI 48801.....III

Coach: Jim Cole, Alma 1974

2003 RESULTS (6-4)

24 Wheaton (Ill.).....	35
60 Manchester n.....	7
16 Defiance.....	2
0 Hope.....	21
35 Olivet n.....	14
21 Albion n.....	18
28 Wis. Lutheran.....	49
24 Kalamazoo.....	23
42 Adrian n.....	45
42 Tri-State n.....	14

Nickname: Scots

Colors: Maroon & Cream

Stadium: Bahlke Field

Capacity: 4,000; Year Built: 1986

AD: James Cole/Dennis Griffin

SID: Dave Girrard

AMERICAN INT'L

Springfield, MA 01109-3189II

Coach: Art Wilkins, Bucknell 1972

2003 RESULTS (5-4)

28 St. Anselm.....	10
13 Merrimack n.....	16
33 Bryant.....	22
36 Stonehill n.....	21
28 Bentley.....	45
27 Pace.....	18
37 Assumption n.....	0
0 C.W. Post n.....	10
14 Southern Conn. St. n.....	20

Nickname: Yellow Jackets

Colors: Gold, White & Black

Stadium: J.H. Miller Field

Capacity: 5,000; Year Built: 1964

AD: Robert E. Burke

SID: Greg Royce

AMHERST

Amherst, MA 01002.....III

Coach: E.J. Mills, Dayton 1988

2003 RESULTS (4-4)

34 Bates.....	0
21 Bowdoin n.....	0
14 Middlebury n.....	17
31 Colby.....	0
41 Wesleyan (Conn.) n.....	0
17 Tufts.....	24
14 Trinity (Conn.) n.....	20
10 Williams.....	14

Nickname: Lord Jeffs

Colors: Purple & White

Stadium: Pratt Field

Capacity: 8,000; Year Built: 1891

AD: Peter J. Gooding

SID: Kevin Graber

ANDERSON (IND.)

Anderson, IN 46012-3495.....III

Coach: Jeff Judge, Iowa St. 1987

2003 RESULTS (7-3)

13 Capital n.....	65
27 Taylor (Ind.).....	22
55 Concordia (Ill.) n.....	6
19 Millikin.....	51

54	Defiance n.....	35
42	Bluffton.....	28
19	Hanover n.....	48
27	Mt. St. Joseph.....	10
55	Franklin n.....	42
22	Manchester.....	18

Nickname: Ravens
 Colors: Orange & Black
 Stadium: Machaltz
 Capacity: 4,200
 AD: Michael Zapolski
 SID: Justin Bates

ANGELO ST.

San Angelo, TX 76909.....II

Coach: Jerry Vandergriff, Tex. A&M-Corp. Chris. 1964

2003 RESULTS (3-8)

7	Texas St.....	42
9	Tarleton St.....	40
28	Southeastern Okla.....	33
28	Southwestern Okla. n.....	24
20	West Tex. A&M n.....	19
0	Eastern N.M.....	31
23	Abilene Christian n.....	39
7	East Central n.....	10
37	Midwestern St.....	52
24	Tex. A&M-Commerce n.....	7
17	Tex. A&M-Kingsville.....	44

Nickname: Rams
 Colors: Blue & Gold
 Stadium: San Angelo
 Capacity: 17,500; Year Built: 1962
 AD: Jerry Vandergriff
 SID: M.L. Stark Hinkle

APPALACHIAN ST.

Boone, NC 28608.....I-AA

Coach: Jerry Moore, Baylor 1961

2003 RESULTS (7-4)

17	Hawaii.....	40
7	Eastern Ky.....	35
24	Morehead St. n.....	21
21	Citadel.....	24
21	East Tenn. St. n.....	7
13	Furman.....	10
28	Ga. Southern n.....	21
14	Wofford.....	24
47	Chattanooga n.....	7
34	Elon.....	12
26	Western Caro. n.....	18

Nickname: Mountaineers
 Colors: Black & Gold
 Stadium: Kidd Brewer
 Capacity: 16,650; Year Built: 1962
 AD: Roachel Laney
 SID: Kelby Siler

ARIZONA

Tucson, AZ 85721-0096.....I-A

Coach: John Mackovic, Wake Forest 1965

2003 RESULTS (2-10)

42	UTEP n.....	7
13	LSU n.....	59
10	Oregon n.....	48
7	Purdue.....	59
10	TCU n.....	13
7	Washington St.....	30
21	UCLA n.....	24
14	California.....	42
23	Oregon St.....	52
27	Washington n.....	22
0	Southern California n.....	45
7	Arizona St.....	28

Nickname: Wildcats
 Colors: Cardinal & Navy
 Stadium: Arizona
 Capacity: 57,803; Year Built: 1928
 AD: Jim Livengood
 SID: Tom Duddleston Jr.

ARIZONA ST.

Tempe, AZ 85287-2505.....I-A

Coach: Dirk Koetter, Idaho St. 1981

2003 RESULTS (5-7)

34	Northern Ariz. n.....	14
26	Utah St. n.....	16
2	Iowa.....	21
17	Oregon St.....	45
17	Southern California n.....	37
59	Oregon n.....	14
33	North Carolina.....	31
13	UCLA.....	20
23	California n.....	51
27	Stanford.....	38
19	Washington St.....	34
28	Arizona n.....	7

Nickname: Sun Devils
 Colors: Maroon & Gold
 Stadium: Sun Devil
 Capacity: 73,656; Year Built: 1959
 AD: Eugene Smith
 SID: Mark Brand

ARKANSAS

Fayetteville, AR 72701.....I-A

Coach: Houston Nutt, Oklahoma 1981

2003 RESULTS (9-4)

45	Tulsa n.....	13
38	Texas.....	28
31	North Texas n.....	7
34	Alabama.....	31
3	Auburn n.....	10
28	Florida n.....	33
7	Mississippi.....	19
71	Kentucky.....	63
28	South Carolina n.....	6
48	New Mexico St. n.....	20
52	Mississippi St. n.....	6
24	LSU.....	55
27	Missouri *.....	14

Nickname: Razorbacks
 Colors: Cardinal & White
 Stadium: Razorback
 Capacity: 72,000; Year Built: 1938
 AD: J. Frank Broyles
 SID: Kevin Trainor

ARKANSAS ST.

State University, AR 72467.....I-A

Coach: Steve Roberts, Lander 1984

2003 RESULTS (5-7)

11	Texas A&M.....	26
63	Tenn.-Martin n.....	6
21	Southeast Mo. St. n.....	3
7	Tulsa.....	54
16	Memphis.....	38
44	La.-Monroe n.....	41
0	Mississippi.....	55
0	Utah St.....	49
28	New Mexico St.....	24
24	Idaho n.....	23
14	North Texas.....	58
14	Middle Tenn. n.....	24

Nickname: Indians
 Colors: Scarlet & Black
 Stadium: Indian
 Capacity: 30,694; Year Built: 1974
 AD: Dean Lee
 SID: Gina Bowman

ARKANSAS TECH

Russellville, AR 72801-2222.....II

Coach: Steve Mullins, Ark.-Monticello 1980

2003 RESULTS (5-6)

12	Midwestern St.....	27
31	Northeastern St.....	20

34	Ouachita Baptist n.....	23
10	Harding.....	9
13	Henderson St. n.....	16
28	Delta St.....	38
9	North Ala. n.....	55
38	West Ga.....	9
20	West Ala.....	17
0	Valdosta St. n.....	30
7	Central Ark. n.....	26

Nickname: Wonder Boys
 Colors: Green & Gold
 Stadium: Buerkle Field
 Capacity: 6,000
 AD: Steve Mullins
 SID: Larry Smith

ARK.-MONTICELLO

Monticello, AR 71656-3596.....II

Coach: Gregg Ricono, Tarkio 1986

2003 RESULTS (4-7)

17	Southeastern La.....	22
33	Tex. A&M-Commerce.....	29
20	West Ala. n.....	27
20	North Ala.....	41
27	Central Ark.....	14
28	Valdosta St. n.....	31
21	Ouachita Baptist.....	48
35	Harding n.....	21
28	Southern Ark. n.....	31
55	Henderson St.....	50
21	Delta St. n.....	41

Nickname: Boll Weevils
 Colors: Kelly Green & White
 Stadium: Cotton Boll
 Capacity: 4,500; Year Built: 1934
 AD: Alvy Early
 SID: Stephen Fuller

ARK.-PINE BLUFF

Pine Bluff, AR 71601.....I-AA

Coach: Lee Hardman, Ark.-Pine Bluff 1971

2003 RESULTS (4-7)

10	Alcorn St. n.....	37
27	Mississippi Val. n.....	7
28	Central Ark. *.....	42
22	Alabama St. n.....	24
36	Kentucky St. *.....	9
7	Southern U.....	53
6	Texas Southern n.....	7
16	Grambling n.....	41
16	Jackson St.....	14
43	Prairie View *.....	7
0	Alabama A&M.....	50

Nickname: Golden Lions
 Colors: Black & Gold
 Stadium: Golden Lion Stadium
 Capacity: 6,000; Year Built: 1999
 AD: Craig Curry
 SID: Carl Whipper

ARMY

West Point, NY 10996-2101.....I-A

Coach: Todd Berry, Tulsa 1983

2003 RESULTS (0-13)

21	Connecticut n.....	48
21	Rutgers n.....	36
33	Tulane n.....	50
0	South Fla. n.....	28
0	TCU.....	27
10	Louisville.....	34
32	East Caro. n.....	38
29	Cincinnati.....	33
9	UAB.....	24
3	Air Force.....	31
14	Houston n.....	34

28 Hawaii.....	59
6 Navy *.....	34

Nickname: Black Knights/Cadets
 Colors: Black, Gold & Gray
 Stadium: Michie
 Capacity: 38,115; Year Built: 1924
 AD: Richard I. Greenspan
 SID: Bob Beretta

ASHLAND

Ashland, OH 44805.....II

Coach: Gary Keller, Bluffton 1973

2003 RESULTS (2-9)

14 Michigan Tech.....	27
6 Edinboro n.....	12
24 Northwood.....	21
21 Hillsdale n.....	24
0 Saginaw Valley.....	38
19 Wayne St. (Mich.) n.....	29
10 Mercyhurst.....	17
31 Northern Mich. n.....	10
14 Findlay.....	22
24 Indianapolis n.....	35
10 Ferris St. n.....	17

Nickname: Eagles
 Colors: Purple & Gold
 Stadium: Community
 Capacity: 5,700; Year Built: 1963
 AD: Bill Goldring
 SID: Al King

ASSUMPTION

Worcester, MA 01609.....II

Coach: Sean Mahoney, Worcester St. 1996

2003 RESULTS (4-7)

0 C.W. Post.....	34
14 Stonehill n.....	10
26 St. Anselm n.....	24
6 Bentley.....	51
14 Pace n.....	27
6 Bryant n.....	33
41 Husson.....	12
0 American Int'l.....	37
14 Southern Conn. St.....	52
16 Merrimack n.....	36
14 Mount Ida.....	6

Nickname: Greyhounds
 Colors: Royal Blue & White
 Stadium: Rocheleau Field
 Capacity: 1,200; Year Built: 1961
 AD: Ted Paulauskas
 SID: Steve Morris

AUBURN

Auburn, AL 36849-5113.....IA

Coach: Tommy Tuberville, Southern Ark. 1976

2003 RESULTS (8-5)

0 Southern California n.....	23
3 Georgia Tech.....	17
45 Vanderbilt.....	7
48 Western Ky. n.....	3
28 Tennessee n.....	21
10 Arkansas.....	3
45 Mississippi St. n.....	13
7 LSU.....	31
73 La.-Monroe n.....	7
20 Mississippi n.....	24
7 Georgia.....	26
28 Alabama n.....	23
28 Wisconsin *.....	14

Nickname: Tigers
 Colors: Burnt Orange & Navy Blue
 Stadium: Jordan-Hare
 Capacity: 86,063; Year Built: 1939
 AD: David E. Housel
 SID: Meredith Jenkins

AUGSBURG

Minneapolis, MN 55454.....III

Coach: Jack Osberg, Augsburg 1962

2003 RESULTS (5-5)

20 Jamestown.....	19
20 Wis.-Eau Claire.....	52
31 St. Olaf n.....	24
7 Gust. Adolphus.....	28
19 Carleton n.....	0
13 Concordia-M'head n.....	32
9 St. John's (Minn.).....	63
17 St. Thomas (Minn.) n.....	14
10 Bethel (Minn.).....	44
23 Hamline *.....	6

Nickname: Auggies
 Colors: Maroon & Gray
 Stadium: Edor Nelson Field
 Capacity: 2,000; Year Built: 1984
 AD: Paul Grauer
 SID: Don Stoner

AUGUSTANA (ILL.)

Rock Island, IL 61201-2296.....III

Coach: Jim Barnes, Augustana (Ill.) 1981

2003 RESULTS (7-3)

15 Wis.-Stevens Point n.....	19
0 Central (Iowa).....	3
27 Wis.-Platteville n.....	26
27 North Central n.....	7
20 Ill. Wesleyan.....	17
48 North Park n.....	17
24 Millikin.....	22
28 Elmhurst.....	21
56 Carthage n.....	20
27 Wheaton (Ill.) n.....	28

Nickname: Vikings
 Colors: Gold & Blue
 Stadium: Ericson Field
 Capacity: 3,200; Year Built: 1938
 AD: Gregory D. Wallace
 SID: Dave Wrath

AUGUSTANA (S.D.)

Sioux Falls, SD 57197.....II

Coach: Jim Heinitz, South Dakota St. 1972

2003 RESULTS (3-8)

21 Northern St.....	24
40 Southwest Minn. St. n.....	13
37 Wis.-Stout n.....	20
3 North Dakota.....	13
27 South Dakota n.....	31
17 St. Cloud St.....	20
14 Neb.-Omaha n.....	28
10 North Dakota St. n.....	42
34 Minn. St.-Mankato.....	27
22 South Dakota St.....	42
0 Northern Colo.....	41

Nickname: Vikings
 Colors: Navy & Yellow
 Stadium: Howard Wood
 Capacity: 10,000; Year Built: 1957
 AD: Bill Gross
 SID: Kevin Ludwig

AURORA

Aurora, IL 60506.....III

Coach: Jim Scott, Luther 1960

2003 RESULTS (5-5)

14 Trinity (Ill.).....	20
13 Millikin n.....	48
8 Concordia (Wis.).....	42
43 Benedictine (Ill.).....	6

48 Concordia (Ill.) n.....	10
51 Eureka.....	0
10 Lakeland.....	34
24 MacMurray n.....	12
36 Greenville n.....	20
26 Valparaiso n.....	44

Nickname: Spartans
 Colors: Royal Blue & White
 Stadium: Aurora Field
 Capacity: 1,750
 AD: Mark Walsh
 SID: Brian Kipley

AUSTIN

Sherman, TX 75090-4440.....III

Coach: David Norman, Austin 1983

2003 RESULTS (3-7)

14 Trinity (Tex.) n.....	42
7 Mary Hardin-Baylor n.....	41
10 McMurry.....	33
0 East Tex. Baptist n.....	33
31 Texas Lutheran n.....	14
24 Louisiana Col.....	28
17 Mississippi Col. n.....	6
0 Howard Payne.....	42
17 Sul Ross St. n.....	6
14 Hardin-Simmons.....	61

Nickname: Kangaroos
 Colors: Crimson & Gold
 Stadium: Jerry Apple
 Capacity: 2,500; Year Built: 2000
 AD: Timothy P. Millerick
 SID: Emily Hansen

AUSTIN PEAY

Clarksville, TN 37044-4576.....IAA

Coach: Carroll McCray, Gardner-Webb 1983

2003 RESULTS (4-7)

20 Tenn.-Martin.....	21
14 Campbellsville n.....	17
14 Valparaiso n.....	38
13 Dayton.....	35
50 Ky. Wesleyan n.....	10
28 Butler n.....	7
0 Morehead St.....	49
0 Jacksonville n.....	30
31 Davidson.....	21
17 St. Joseph's (Ind.) n.....	0
7 VMI.....	48

Nickname: Governors
 Colors: Red & White
 Stadium: Governors
 Capacity: 10,000; Year Built: 1946
 AD: Dave Loos
 SID: Brad Kirtley

AVERETT

Danville, VA 24541.....III

Coach: Mike Dunlevy, Otterbein 1987

2003 RESULTS (5-4)

45 Southern Va. n.....	6
7 Gettysburg n.....	23
9 Ferrum.....	27
21 Methodist n.....	14
32 Huntingdon *.....	28
16 Greensboro.....	14
20 Shenandoah n.....	35
13 Chris. Newport n.....	22
33 Chowan.....	0

Nickname: Cougars
 Colors: Navy & Gold
 Stadium: Cougar Den
 Capacity: 3,000; Year Built: 2000
 AD: Charles S. Harris
 SID: Sam Ferguson

BALDWIN-WALLACE

Berea, OH 44017III

Coach: John Snell, Baldwin-Wallace 1987

2003 RESULTS (10-2)

45 Allegheny n.....	26
0 Mount Union.....	24
48 Heidelberg n.....	6
36 John Carroll n.....	0
50 Ohio Northern.....	38
51 Wilmington (Ohio) n.....	0
35 Muskingum.....	17
40 Capital.....	22
57 Marietta n.....	15
41 Otterbein.....	7
54 Hanover n.....	32
12 Wheaton (Ill.).....	16

Nickname: Yellow Jackets
 Colors: Brown & Gold
 Stadium: George Finnie
 Capacity: 8,100; Year Built: 1971
 AD: Stephen Bankson
 SID: Kevin Ruple

BALL ST.

Muncie, IN 47306I-A

Coach: Brady Hoke, Ball St. 1982

2003 RESULTS (4-8)

31 Indiana St. n.....	7
7 Missouri n.....	35
21 Pittsburgh.....	42
27 Central Mich. n.....	14
29 Boston College.....	53
34 Kent St.....	17
3 Miami (Ohio) n.....	49
38 Toledo n.....	14
23 Northern Ill.....	48
20 Western Mich.....	28
14 Eastern Mich.....	38
14 Bowling Green n.....	41

Nickname: Cardinals
 Colors: Cardinal & White
 Stadium: Ball State
 Capacity: 22,500; Year Built: 1967
 AD: Lawrence R. Cunningham
 SID: Joe Hernandez

BATES

Lewiston, ME 04240III

Coach: Mark Harriman, Springfield 1980

2003 RESULTS (2-6)

0 Amherst n.....	34
14 Tufts n.....	24
10 Williams.....	7
20 Wesleyan (Conn.).....	23
13 Middlebury n.....	21
14 Colby.....	27
20 Bowdoin n.....	17
7 Hamilton.....	16

Nickname: Bobcats
 Colors: Garnet
 Stadium: Garcelon Field
 Capacity: 3,000; Year Built: 1900
 AD: Suzanne R. Coffey
 SID: Aaron Todd

BAYLOR

Waco, TX 76798-7096I-A

Coach: Guy Morriss, TCU 1973

2003 RESULTS (3-9)

19 UAB n.....	24
14 North Texas.....	52
10 Southern Methodist n.....	7
27 Sam Houston St. n.....	6
42 Colorado n.....	30
10 Texas A&M.....	73

21 Kansas.....	28
0 Texas n.....	56
10 Kansas St.....	38
14 Texas Tech n.....	62
3 Oklahoma.....	41
21 Oklahoma St. n.....	38

Nickname: Bears
 Colors: Green & Gold
 Stadium: Floyd Casey
 Capacity: 50,000; Year Built: 1950
 AD: Ian McCaw
 SID: Nick Joos

BELOIT

Beloit, WI 53511-5595III

Coach: Ed DeGeorge, Colorado Col. 1964

2003 RESULTS (4-6)

46 Macalester n.....	19
6 St. Norbert n.....	41
16 Lake Forest.....	20
14 Monmouth (Ill.).....	41
14 Lawrence n.....	19
29 Carroll (Wis.).....	27
29 Knox n.....	26
10 Ripon n.....	27
35 Illinois Col.....	28
11 Grinnell.....	21

Nickname: Buccaneers
 Colors: Navy Blue & Gold
 Stadium: Strong
 Capacity: 3,500; Year Built: 1934
 AD: Edward J. DeGeorge
 SID: Keith E. Domke

BEMIDJI ST.

Bemidji, MN 56601-2699II

Coach: Jeff Tesch, Minn. St. Moorhead 1978

2003 RESULTS (7-4)

12 Minn. St.-Mankato n.....	10
48 Minot St.....	0
22 Chadron St. n.....	43
14 Concordia-St. Paul.....	28
23 Minn. St. Moorhead n.....	15
21 Winona St.....	40
41 Southwest Minn. St. n.....	3
48 Northern St.....	42
21 Minn. Duluth n.....	34
45 Wayne St. (Neb.) *.....	21
47 Minn.-Crookston n.....	35

Nickname: Beavers
 Colors: Kelly Green & White
 Stadium: BSU
 Capacity: 4,000; Year Built: 1937
 AD: Rick Goeb
 SID: Andy Bartlett

BENEDICT

Columbia, SC 29204II

Coach: John Hendrick, Pittsburgh 1981

2003 RESULTS (6-5)

18 Elizabeth City St.....	6
9 Tuskegee n.....	26
26 Livingstone.....	20
7 South Carolina St. *.....	41
14 Clark Atlanta n.....	12
21 Fort Valley St. n.....	19
19 Kentucky St. n.....	31
0 Albany St. (Ga.).....	40
15 Miles.....	16
23 Lane n.....	18
15 Morehouse.....	14

Nickname: Tigers
 Colors: Purple & Gold
 AD: Willie Washington
 SID: To be named

BENEDICTINE (ILL.)

Lisle, IL 60532-0900III

Coach: Thomas Mitchell, Elmhurst 1986

2003 RESULTS (2-8)

13 Elmhurst n.....	44
0 North Central.....	55
14 Carhage.....	44
33 Greenville.....	25
6 Aurora n.....	43
26 Eureka.....	28
15 MacMurray n.....	13
0 Concordia (Wis.) n.....	48
14 Concordia (Ill.).....	21
34 Lakeland n.....	61

Nickname: Eagles
 Colors: Red & White
 Stadium: Alumni Field
 Capacity: 2,500; Year Built: 1910
 AD: Lynn O'Linski
 SID: Jill Redmond

BENTLEY

Waltham, MA 02154-4705II

Coach: Peter Yetten, Boston U. 1971

2003 RESULTS (10-1)

38 St. Anselm n.....	3
42 Merrimack.....	32
32 C.W. Post n.....	28
51 Assumption n.....	6
51 Bryant.....	20
45 American Int'l n.....	28
37 Southern Conn. St.....	20
62 Plymouth St. n.....	0
59 Pace.....	0
57 Stonehill.....	17
36 Grand Valley St. n.....	65

Nickname: Falcons
 Colors: Blue & Gold
 Stadium: Bentley College
 Capacity: 3,200; Year Built: 1990
 AD: Robert De Felice
 SID: Dick Lipe

BETHANY (W.V.)

Bethany, WV 26032-0417III

Coach: Chris Snyder, Randolph-Macon 1989

2003 RESULTS (1-9)

24 Carnegie Mellon n.....	38
17 Kenyon.....	27
7 Wooster n.....	69
3 Grove City.....	17
0 Waynesburg n.....	42
0 Westminster (Pa.) n.....	33
3 Wash. & Jeff.....	38
14 Thiel.....	42
30 Apprentice n.....	6
15 McDaniel.....	45

Nickname: Bison
 Colors: Kelly Green & White
 Stadium: Bethany Field
 Capacity: 1,000; Year Built: 1938
 AD: Janice L. Forsty
 SID: Kirk Reed

BETHEL (MINN.)

St. Paul, MN 55112-6999III

Coach: Steve Johnson, Bethel (Minn.) 1979

2003 RESULTS (9-2)

25 Whitworth n.....	10
40 St. Thomas (Minn.) n.....	6
36 Concordia-M'head.....	19
50 Hamline.....	6

45 Wis.-Eau Claire.....	42
33 St. Olaf.....	7
40 Gust. Adolphus n.....	26
41 Carleton.....	14
44 Augsburg n.....	10
26 St. John's (Minn.).....	29
7 Wartburg.....	21

Nickname: Royals
 Colors: Blue & Gold
 Stadium: Royal
 Capacity: 3,500; Year Built: 1996
 AD: David A. Klostreich
 SID: Greg Peterson

BETHUNE-COOKMAN

Daytona Beach, FL 32114-3099IAA

Coach: Alvin Wyatt Sr., Bethune-Cookman 1970

2003 RESULTS (9-3)

62 Savannah St. *.....	12
31 Alabama St. *.....	26
24 Florida Int'l.....	14
56 Norfolk St.....	14
24 Morgan St. n.....	31
27 Delaware St.....	13
31 South Carolina St. n.....	28
7 N.C. A&T n.....	13
30 Hampton n.....	27
21 Howard.....	7
39 Florida A&M *.....	35
24 Fla. Atlantic n.....	32

Nickname: Wildcats
 Colors: Maroon & Gold
 Stadium: Municipal
 Capacity: 10,000
 AD: Lynn W. Thompson
 SID: Opio Mashariki

BLACKBURN

Carlinville, IL 62626.....III

Coach: Skip Mathieson, DePauw 1957

2003 RESULTS (2-8)

0 Illinois Col. n.....	26
21 Crown.....	20
21 Martin Luther n.....	24
35 Principia n.....	21
9 Westminster (Mo.).....	26
19 Maranatha Baptist n.....	31
0 Northwestern (Minn.).....	21
13 Rockford.....	52
12 Crown *.....	21
21 MacMurray.....	28

Nickname: Battlin' Beavers
 Colors: Scarlet & Black
 Stadium: Blackburn College
 Capacity: 1,500; Year Built: 1989
 AD: Joe Ramsey
 SID: Mary McNeely

BLOOMSBURG

Bloomsburg, PA 17815.....II

Coach: Danny Hale, West Chester 1968

2003 RESULTS (7-4)

30 New Haven n.....	17
0 Shippensburg n.....	21
15 Lock Haven.....	17
19 Slippery Rock.....	16
40 East Stroudsburg.....	37
50 Millersville n.....	7
35 Kutztown n.....	28
45 Cheyney.....	21
34 West Chester.....	35
21 Mansfield n.....	6
40 Indiana (Pa.) n.....	42

Nickname: Huskies
 Colors: Maroon & Gold

Stadium: Redman
 Capacity: 5,000; Year Built: 1974
 AD: Mary Gardner
 SID: Tom McGuire

BLUFFTON

Bluffton, OH 45817-1196III

Coach: Greg Brooks, Ohio 1977

2003 RESULTS (2-8)

35 Hiram.....	20
7 Thiel n.....	35
36 Husson n.....	6
13 Urbana.....	31
28 Anderson (Ind.) n.....	42
10 Hanover.....	52
0 Mt. St. Joseph n.....	24
20 Franklin.....	21
25 Manchester n.....	33
19 Defiance.....	37

Nickname: Beavers
 Colors: Royal Purple and White
 Stadium: Salzman Stadium
 Capacity: 3,000; Year Built: 1993
 AD: Phill Talavinia
 SID: Ben Risinger

BOISE ST.

Boise, ID 83725-1020IA

Coach: Dan Hawkins, UC Davis 1984

2003 RESULTS (13-1)

62 Idaho St. n.....	0
24 Idaho.....	10
24 Oregon St.....	26
33 Wyoming n.....	17
43 Louisiana Tech.....	37
27 Tulsa n.....	20
45 Southern Methodist.....	3
77 San Jose St. n.....	14
50 Brigham Young.....	12
51 UTEP n.....	21
31 Fresno St.....	17
56 Nevada n.....	3
45 Hawaii.....	28
34 TCU *.....	31

Nickname: Broncos
 Colors: Orange & Blue
 Stadium: Bronco
 Capacity: 30,000; Year Built: 1970
 AD: Gene Bleymaier
 SID: Max Corbet

BOSTON COLLEGE

Chestnut Hill, MA 02467-3861IA

Coach: Tom O'Brien, Navy 1971

2003 RESULTS (8-5)

28 Wake Forest n.....	32
27 Penn St.....	14
24 Connecticut.....	14
14 Miami (Fla.) n.....	33
53 Ball St. n.....	29
38 Temple.....	13
14 Syracuse.....	39
27 Notre Dame n.....	25
13 Pittsburgh n.....	24
28 West Virginia n.....	35
35 Rutgers.....	25
34 Virginia Tech.....	27
35 Colorado St. *.....	21

Nickname: Eagles
 Colors: Maroon & Gold
 Stadium: Alumni
 Capacity: 44,500; Year Built: 1957
 AD: Gene De Filippo
 SID: Chris Cameron

BOWDOIN

Brunswick, ME 04011III

Coach: Dave Caputi, Middlebury 1981

2003 RESULTS (0-8)

13 Williams n.....	24
0 Amherst.....	21
7 Tufts.....	26
20 Hamilton n.....	21
0 Trinity (Conn.).....	51
12 Wesleyan (Conn.) n.....	21
17 Bates.....	20
6 Colby n.....	7

Nickname: Polar Bears
 Colors: White
 Stadium: Whittier Field
 Capacity: 6,000; Year Built: 1896
 AD: Jeffrey H. Ward
 SID: Jim Caton

BOWIE ST.

Bowie, MD 20715-9465II

Coach: Henry Frazier III, Bowie St. 1993

2003 RESULTS (6-4)

27 West Virginia St.....	7
0 Mansfield.....	20
14 St. Augustine's n.....	6
7 Millersville n.....	13
13 Fayetteville St. n.....	9
23 Johnson Smith.....	0
14 Shaw n.....	13
20 Elizabeth City St.....	0
14 Virginia Union.....	17
14 Virginia St.....	27

Nickname: Bulldogs
 Colors: Black & Gold
 Stadium: Bulldog
 Capacity: 6,000; Year Built: 1992
 AD: Derek Carter
 SID: Gregory C. Goings

BOWLING GREEN

Bowling Green, OH 43403IA

Coach: Gregg Brandon, Northern Colo. 1978

2003 RESULTS (11-3)

63 Eastern Ky. n.....	13
27 Purdue.....	26
62 Liberty n.....	3
17 Ohio St.....	24
23 Central Mich. n.....	3
32 Western Mich.....	21
33 Eastern Mich.....	20
34 Northern Ill. n.....	18
10 Miami (Ohio).....	33
42 Kent St. n.....	33
41 Ball St.....	14
31 Toledo n.....	23
27 Miami (Ohio) n.....	49
28 Northwestern *.....	24

Nickname: Falcons
 Colors: Orange & Brown
 Stadium: Doyt Perry
 Capacity: 28,599; Year Built: 1966
 AD: Paul Krebs
 SID: J. D. Campbell

BRIDGEWATER (VA.)

Bridgewater, VA 22812-1599III

Coach: Michael Clark, Cincinnati 1980

2003 RESULTS (12-2)

13 McDaniel n.....	10
42 Shenandoah n.....	0
59 Maryville (Tenn.).....	7
12 Chris. Newport.....	16

31 Hampden-Sydney.....	28
50 Guilford n.....	10
41 Emory & Henry.....	17
28 Wash. & Lee.....	3
59 Randolph-Macon n.....	13
58 Catholic *.....	20
28 Waynesburg n.....	24
26 Chris. Newport.....	3
13 Lycoming.....	9
0 Mount Union.....	66

Nickname: Eagles
 Colors: Cardinal & Vegas Gold
 Stadium: Jopson Field
 Capacity: 3,500; Year Built: 1971
 AD: Curtis L. Kendall
 SID: Steve Cox

BRIDGEWATER ST.

Bridgewater, MA 02325-9998.....III

Coach: Peter Mazzaferro, Centre 1954

2003 RESULTS (6-3)

47 Nichols n.....	44
13 Mass.-Dartmouth.....	34
42 Framingham St. n.....	14
48 Fitchburg St.....	45
56 Maine Maritime n.....	44
24 Westfield St.....	27
42 Salve Regina n.....	0
24 Worcester St.....	38
45 Mass. Maritime n.....	28

Nickname: Bears
 Colors: Crimson & White
 Stadium: Ed Swenson Field
 Capacity: 2,000; Year Built: 1974
 AD: John C. Harper
 SID: Michael Holbrook

BRIGHAM YOUNG

Provo, UT 84602.....I-A

Coach: Gary Crowton, Brigham Young 1983

2003 RESULTS (4-8)

24 Georgia Tech n.....	13
18 Southern California.....	35
10 New Mexico.....	7
14 Stanford n.....	18
10 Air Force n.....	24
44 San Diego St.....	36
13 Colorado St. n.....	58
10 Wyoming.....	13
27 UNLV.....	20
12 Boise St. n.....	50
14 Notre Dame.....	33
0 Utah n.....	3

Nickname: Cougars
 Colors: Blue, White & Tan
 Stadium: LaVell Edwards
 Capacity: 64,045; Year Built: 1964
 AD: Q. Val Hale
 SID: Jeff Reynolds

BROCKPORT ST.

Brockport, NY 14420-2989.....III

Coach: Rocco Salomone, Brockport St. 1988

2003 RESULTS (9-2)

28 Cortland St. n.....	14
37 Kean.....	7
49 Utica n.....	0
37 Frostburg St. n.....	14
42 Buffalo St.....	14
38 St. John Fisher.....	35
10 Ithaca.....	31
26 McDaniel n.....	13
7 Thiel.....	0
20 TCNJ.....	13

9 Ithaca n.....	14
-----------------	----

Nickname: Golden Eagles
 Colors: Green & Gold
 Stadium: Special Olympics
 Capacity: 10,000; Year Built: 1979
 AD: Linda J. Case
 SID: Eric McDowell

BROWN

Providence, RI 02912.....I-AA

Coach: Phil Estes, New Hampshire 1981

2003 RESULTS (5-5)

21 Albany (N.Y.).....	3
14 Harvard.....	52
9 Rhode Island n.....	27
21 Fordham n.....	24
14 Princeton n.....	34
21 Cornell.....	7
21 Pennsylvania n.....	24
55 Yale.....	44
26 Dartmouth n.....	21
42 Columbia.....	10

Nickname: Bears
 Colors: Brown, Red & White
 Stadium: Brown
 Capacity: 20,000; Year Built: 1925
 AD: David T. Roach
 SID: Christopher Humm

BRYANT

Smithfield, RI 02917-1284.....II

Coach: Jim Miceli, Southern Conn. St. 1979

2003 RESULTS (3-7)

31 Pace n.....	24
21 Southern Conn. St.....	28
22 American Int'l n.....	33
20 Bentley n.....	51
33 Assumption.....	6
7 C.W. Post.....	20
38 Stonehill n.....	16
19 Merrimack.....	34
3 St. Anselm.....	10
15 Gannon n.....	35

Nickname: Bulldogs
 Colors: Black, Gold & White
 Stadium: Bulldog
 Capacity: 4,400; Year Built: 1999
 AD: Dan Gavitt
 SID: Jason Sullivan

BUCKNELL

Lewisburg, PA 17837.....I-AA

Coach: Tim Landis, Randolph-Macon 1986

2003 RESULTS (6-6)

28 Duquesne n.....	21
33 Delaware St.....	28
19 Cornell.....	21
16 Columbia.....	19
31 Fordham.....	10
13 Pennsylvania.....	14
14 Towson n.....	10
6 Colgate.....	50
53 Holy Cross n.....	31
17 Lafayette.....	35
9 Lehigh n.....	45
45 Georgetown n.....	16

Nickname: Bison
 Colors: Orange & Blue
 Stadium: Christy Mathewson
 Capacity: 13,100; Year Built: 1924
 AD: John P. Hardt
 SID: Jon Terry

BUENA VISTA

Storm Lake, IA 50588-9990.....III

Coach: Steve Osterberger, Drake 1990

2003 RESULTS (6-4)

37 Gust. Adolphus n.....	34
16 Central (Iowa) *.....	14
45 Cornell College n.....	47
7 Wartburg.....	41
16 Luther.....	7
15 Loras n.....	18
21 Simpson.....	42
43 Upper Iowa n.....	14
31 Coe.....	21
42 Dubuque n.....	21

Nickname: Beavers
 Colors: Navy Blue & Gold
 Stadium: J. Leslie Rollins
 Capacity: 3,500; Year Built: 1980
 AD: Jan Travis
 SID: Paul Misner

BUFFALO

Buffalo, NY 14260.....I-A

Coach: Jim Hoffer, Cornell 1979

2003 RESULTS (1-11)

10 Rutgers.....	24
7 Iowa.....	56
15 Colgate n.....	38
7 Connecticut n.....	38
21 Akron n.....	38
10 UCF.....	19
3 Miami (Ohio).....	59
16 Marshall n.....	26
26 Ohio n.....	17
29 Toledo.....	56
9 Northern Ill. n.....	40
24 Kent St.....	34

Nickname: Bulls
 Colors: Royal Blue & White
 Stadium: UB Stadium
 Capacity: 31,000; Year Built: 1993
 AD: William J. Maher
 SID: Paul Vecchio

BUFFALO ST.

Buffalo, NY 14222-1095.....III

Coach: Bob Swank, Widener 1990

2003 RESULTS (2-8)

23 Robert Morris.....	33
0 Mansfield.....	19
21 Albion n.....	14
14 Cortland St.....	36
14 Brockport St. n.....	42
10 Rowan.....	31
26 Montclair St.....	34
21 Case Reserve n.....	23
14 Ithaca n.....	40
10 Wash. & Jeff.....	7

Nickname: Bengals
 Colors: Orange & Black
 Stadium: Coyer Field
 Capacity: 3,000; Year Built: 1964
 AD: Jerry S. Boyes
 SID: Jeff Ventura

BUTLER

Indianapolis, IN 46208-3485.....I-AA

Coach: Kit Cartwright, Bowling Green 1976

2003 RESULTS (2-9)

6 Tiffin.....	42
0 Duquesne.....	49

27 Davidson n.....	45
7 Wis.-Stevens Point.....	56
7 Austin Peay.....	28
16 St. Francis (Ind.) n.....	47
7 Drake.....	24
0 Dayton n.....	40
7 San Diego.....	53
25 Valparaiso n.....	21
17 St. Joseph's (Ind.) n.....	13

Nickname: Bulldogs
 Colors: Blue & White
 Stadium: Butler Bowl
 Capacity: 19,000; Year Built: 1927
 AD: John C. Parry
 SID: Jim McGrath

C.W. POST

Brookville, NY 11548.....II

Coach: Bryan Collins, St. John's (N.Y.) 1987

2003 RESULTS (9-2)

7 Fordham.....	42
34 Assumption n.....	0
28 Bentley.....	32
49 Southern Conn. St. n.....	14
40 New Haven n.....	23
52 Pace.....	7
20 Bryant n.....	7
56 St. Anselm n.....	7
10 American Int'l.....	0
41 Stonehill.....	18
29 Merrimack.....	13

Nickname: Pioneers
 Colors: Green & Gold
 Stadium: Hickox Field
 Capacity: 5,000; Year Built: 1966
 AD: Vincent Salamone
 SID: Brad Sullivan

CALIFORNIA

Berkeley, CA 94720.....I-A

Coach: Jeff Tedford, Fresno St. 1983

2003 RESULTS (8-6)

28 Kansas St. *.....	42
34 Southern Miss. n.....	2
21 Colorado St. n.....	23
24 Utah.....	31
31 Illinois.....	24
34 Southern California n.....	31
21 Oregon St. n.....	35
20 UCLA.....	23
42 Arizona n.....	14
51 Arizona St.....	23
17 Oregon.....	21
54 Washington n.....	7
28 Stanford.....	16
52 Virginia Tech *.....	49

Nickname: Golden Bears
 Colors: Blue & Gold
 Stadium: Memorial
 Capacity: 67,537; Year Built: 1923
 AD: Stephen Gladstone
 SID: Bob Rose

UC DAVIS

Davis, CA 95616-8674.....II

Coach: Bob Biggs, UC Davis 1973

2003 RESULTS (6-4)

6 Grand Valley St. n.....	9
23 North Dakota St.....	14
32 Texas St.....	34
31 Sacramento St.....	27
27 Western Ore. n.....	7
14 Cal Poly n.....	18
41 Central Wash. n.....	7
28 Northern Colo. n.....	35

45 St. Mary's (Cal.).....	14
48 Western Wash. n.....	19

Nickname: Aggies
 Colors: Yale Blue & Gold
 Stadium: Toomey Field
 Capacity: 10,111; Year Built: 1949
 AD: Greg Warzecka
 SID: Mike Robles

CALIFORNIA (PA.)

California, PA 15419.....II

Coach: John Luckhardt, Purdue 1968

2003 RESULTS (4-7)

0 Eastern Ill.....	27
42 Fairmont St. n.....	12
14 West Va. Wesleyan.....	16
20 Cheyney n.....	3
22 Slippery Rock n.....	19
25 Lock Haven.....	30
7 Indiana (Pa.) n.....	14
7 Mansfield.....	14
13 Clarion n.....	7
3 Edinboro.....	34
0 Shippensburg.....	35

Nickname: Vulcans
 Colors: Red & Black
 Stadium: Adamson
 Capacity: 5,000; Year Built: 1970
 AD: Thomas G. Pucci
 SID: David W. Smith

CAL LUTHERAN

Thousand Oaks, CA 91360-2787.....III

Coach: Scott Squires, Pacific Lutheran 1981

2003 RESULTS (5-4)

7 Menlo.....	43
23 Chapman.....	13
17 Redlands n.....	28
10 Azusa Pacific.....	31
28 La Verne.....	13
62 Pomona-Pitzer.....	35
31 Claremont-M-S n.....	20
24 Occidental.....	34
70 Whittier n.....	13

Nickname: Kingsmen
 Colors: Purple & Gold
 Stadium: Mt. Clef
 Capacity: 2,000; Year Built: 1962
 AD: Bruce Bryde
 SID: Scott Flanders

CAL POLY

San Luis Obispo, CA 93407.....I-AA

Coach: Rich Ellerson, Hawaii 1977

2003 RESULTS (7-4)

34 UTEP.....	13
31 Sacramento St. n.....	17
24 Montana St. n.....	21
7 Northern Ariz.....	24
14 Montana.....	17
14 Akron.....	45
54 St. Mary's (Cal.) n.....	10
33 Southern Utah n.....	21
18 UC Davis.....	14
31 Idaho St. n.....	38
56 Humboldt St. n.....	21

Nickname: Mustangs
 Colors: Green & Gold
 Stadium: Mustang
 Capacity: 8,500; Year Built: 1935
 AD: Alison Cone
 SID: Eric Burdick

CAPITAL

Columbus, OH 43209-2394.....III

Coach: Jim Collins, Wittenberg 1987

2003 RESULTS (8-2)

65 Anderson (Ind.).....	13
30 Ohio Northern.....	20
46 Marietta n.....	13
52 Wilmington (Ohio) n.....	7
31 Otterbein.....	13
56 Heidelberg n.....	10
7 Mount Union.....	35
22 Baldwin-Wallace n.....	40
42 Muskingum.....	21
17 John Carroll n.....	14

Nickname: Crusaders
 Colors: Purple & White
 Stadium: Bernlohr
 Capacity: 3,000; Year Built: 2001
 AD: Roger Welsh
 SID: Leonard Reich

CARLETON

Northfield, MN 55057.....III

Coach: Chris Brann, West Va. Wesleyan 1991

2003 RESULTS (3-7)

16 St. Olaf.....	40
14 Gust. Adolphus n.....	24
7 Concordia-M'head n.....	45
0 Augsburg.....	19
0 St. John's (Minn.) n.....	44
13 St. Thomas (Minn.).....	35
14 Bethel (Minn.) n.....	41
31 Hamline.....	7
45 Macalester.....	13
43 Colorado Col.....	40

Nickname: Knights
 Colors: Maize & Blue
 Stadium: Laird
 Capacity: 7,500; Year Built: 1926
 AD: Leon Lunder
 SID: Eric Sieger

CARNEGIE MELLON

Pittsburgh, PA 15213-3890.....III

Coach: Rich Lackner, Carnegie Mellon 1979

2003 RESULTS (6-4)

38 Bethany (W.V.).....	24
35 Grove City n.....	21
59 Hiram n.....	6
0 Johns Hopkins n.....	21
28 Wesley.....	47
44 Case Reserve n.....	16
51 Rose-Hulman n.....	34
29 Chicago.....	27
35 Washington-St. Louis n.....	37
9 Rochester.....	21

Nickname: Tartans
 Colors: Cardinal, White & Grey
 Stadium: Gesling
 Capacity: 3,500; Year Built: 1990
 AD: John H. Harvey
 SID: Brian Rose

CARROLL (WIS.)

Waukesha, WI 53186-5593.....III

Coach: Jeff Voris, DePauw 1989

2003 RESULTS (3-7)

0 Concordia (Wis.) n.....	63
7 Knox n.....	28
14 Illinois Col.....	41
26 Lawrence.....	28
13 Ripon n.....	9
27 Beloit n.....	29

27 St. Norbert	63
13 Lake Forest	7
35 Monmouth (Ill.) n.....	42
27 Grinnell	20

Nickname: Pioneers
 Colors: Orange & White
 Stadium: Van Male Field
 Capacity: 4,200; Year Built: 1976
 AD: Kris Jacobsen
 SID: Rick Mobley

CARSON-NEWMAN

Jefferson City, TN 37760||

Coach: Ken Sparks, Carson-Newman 1968

2003 RESULTS (11-2)

21 Winston-Salem.....	14
41 Guilford n	0
54 New Haven n	7
55 Florida Int'l	33
35 Mars Hill	14
35 Newberry.....	18
24 Presbyterian n	21
18 Tusculum	27
56 Lenoir-Rhyne n	34
41 Catawba n	36
59 Wingate.....	31
35 Valdosta St.....	29
9 North Ala.....	41

Nickname: Eagles
 Colors: Orange & Blue
 Stadium: Burke-Tarr
 Capacity: 5,000; Year Built: 1966
 AD: David W. Barger
 SID: Marlin Curnutt

CARTHAGE

Kenosha, WI 53140|||

Coach: Tim Rucks, Carthage 1983

2003 RESULTS (3-7)

16 Lakeland n	17
44 Benedictine (Ill.) n.....	14
56 Minn.-Morris.....	12
17 Millikin	21
0 Elmhurst.....	21
14 Wheaton (Ill.) n.....	63
24 North Central n	29
20 Ill. Wesleyan	21
20 Augustana (Ill.).....	56
21 North Park n.....	3

Nickname: Redmen
 Colors: Red, White & Black
 Stadium: Art Keller Field
 Capacity: 1,681; Year Built: 1965
 AD: Robert R. Bonn
 SID: Steve Marovich

CASE RESERVE

Cleveland, OH 44106|||

Coach: Joe Perella, John Carroll 1963

2003 RESULTS (5-5)

35 Otterbein n.....	24
51 Denison n	20
17 Oberlin	10
33 Wooster n	62
27 Maryville (Tenn.)	17
16 Carnegie Mellon.....	44
10 Washington-St. Louis n	38
23 Buffalo St.....	21
28 Rochester n.....	30
13 Chicago.....	27

Nickname: Spartans
 Colors: Blue, Gray & White
 Stadium: E.L. Finnigan Field
 Capacity: 3,000; Year Built: 1968
 AD: Kristin Hughes
 SID: Creg Jantz

CATAWBA

Salisbury, NC 28144-2488||

Coach: Chip Hester, Guilford 1992

2003 RESULTS (9-2)

49 Livingstone n.....	6
17 Edward Waters.....	0
17 Fayetteville St.....	14
3 Wofford	28
20 Presbyterian	17
26 Mars Hill n.....	20
35 Wingate.....	14
30 Newberry n.....	19
27 Tusculum n	22
36 Carson-Newman.....	41
26 Lenoir-Rhyne n	18

Nickname: Indians
 Colors: Blue & White
 Stadium: Shuford
 Capacity: 4,500; Year Built: 1926
 AD: Dennis Davidson
 SID: Jim Lewis

CATHOLIC

Washington, DC 20064.....|||

Coach: Tom Mulholland, Catholic 1992

2003 RESULTS (3-7)

20 Salisbury	54
0 Ursinus n	26
7 Shenandoah	14
31 Randolph-Macon n.....	14
27 Wash. & Lee	31
32 La Salle	31
14 Hampden-Sydney n.....	57
16 Emory & Henry n	30
27 Guilford n	23
20 Bridgewater (Va.) *	58

Nickname: Cardinals
 Colors: Cardinal Red & Black
 Stadium: Dufour Field
 Capacity: 3,500; Year Built: 1985
 AD: Robert J. Talbot
 SID: Chris Panter

CENTRAL (IOWA)

Pella, IA 50219|||

Coach: Rich Kacmarynski, Central (Iowa) 1992

2003 RESULTS (5-5)

3 Augustana (Ill.) n.....	0
14 Buena Vista *	16
20 Loras.....	21
21 Simpson n.....	28
38 Upper Iowa	14
14 Coe n	28
36 Dubuque	14
14 Luther n	7
58 Cornell College n.....	21
3 Wartburg	29

Nickname: Dutch
 Colors: Red & White
 Stadium: Kuyper
 Capacity: 5,000; Year Built: 1977
 AD: Al Dorenkamp
 SID: Larry Happel

CENTRAL ARK.

Conway, AR 72035-0001||

Coach: Clint Conque, Nicholls St. 1981

2003 RESULTS (5-6)

30 Abilene Christian n	12
42 Ark.-Pine Bluff *	28
23 Henderson St. n.....	28
28 Ouachita Baptist	43
14 Ark.-Monticello n.....	27

21 Southern Ark. n.....	28
21 Valdosta St.....	26
12 North Ala.....	31
48 West Ga. n.....	6
35 West Ala. n.....	24
26 Arkansas Tech	7

Nickname: Bears
 Colors: Purple & Gray
 Stadium: Estes
 Capacity: 8,500; Year Built: 1939
 AD: Vance Strange
 SID: Steve East

CENTRAL CONN. ST.

New Britain, CT 06050-4010.....|AA

Coach: Paul Schudel, Miami (Ohio) 1966

2003 RESULTS (3-8)

20 New Hampshire.....	70
7 Massachusetts	51
10 Albany (N.Y.) n	28
24 Sacred Heart n	27
28 Siena	10
16 Wagner	39
17 Robert Morris n.....	27
35 St. Francis (Pa.)	28
14 Monmouth n.....	10
31 Stony Brook	36
29 Marist	33

Nickname: Blue Devils
 Colors: Blue & White
 Stadium: Arute Field
 Capacity: 5,000
 AD: Charles Jones Jr.
 SID: Thomas Pincince

UCF

Orlando, FL 32816-3555|A

Coach: Mike Kruczek, Boston College 1976

2003 RESULTS (3-9)

28 Virginia Tech	49
33 Fla. Atlantic n	29
14 Syracuse	38
16 Kent St.	36
19 Buffalo n	10
0 Ohio	28
24 Akron	38
31 Central Mich. n.....	13
18 West Virginia	36
13 Eastern Mich.....	19
7 Marshall n.....	21
21 Miami (Ohio) n.....	56

Nickname: Golden Knights
 Colors: Black & Gold
 Stadium: Florida Citrus
 Capacity: 70,188; Year Built: 1936
 AD: Steve Orsini
 SID: Jason Baum

CENTRAL MICH.

Mount Pleasant, MI 48859-0001.....|AA

Coach: Mike DeBord, Manchester 1978

2003 RESULTS (3-9)

7 Michigan.....	45
40 New Hampshire n.....	33
42 Eastern Ky. n.....	41
14 Ball St.	27
3 Bowling Green.....	23
24 Northern Ill. n	40
13 Toledo n.....	31
13 UCF	31
38 Eastern Mich. n.....	10
28 Akron n.....	40
21 Western Mich.....	44
34 Navy	63

Nickname: Chippewas
 Colors: Maroon & Gold
 Stadium: Kelly-Shorts
 Capacity: 30,199; Year Built: 1972
 AD: Herbert W. Deromedi
 SID: Fred Stabley Jr.

CENTRAL MO. ST.

Warrensburg, MO 64093II

Coach: Willie Fritz, Pittsburg St. 1983

2003 RESULTS (9-2)

37 Lincoln (Mo.) n.....	13
75 Langston n.....	6
52 Northwest Mo. St.....	24
50 Mo. Southern St. n.....	7
30 Southwest Baptist.....	23
10 Mo. Western St.....	27
73 Mo. Rolla n.....	21
28 Truman n.....	22
49 Washburn.....	28
24 Pittsburg St. n.....	28
28 Emporia St.....	18

Nickname: Mules
 Colors: Cardinal & Black
 Stadium: Audrey J. Walton
 Capacity: 10,000; Year Built: 1995
 AD: Jerry M. Hughes
 SID: Joe Moore

CENTRAL OKLA.

Edmond, OK 73034II

Coach: Chuck Langston, Oklahoma 1995

2003 RESULTS (9-3)

42 Mesa St. n.....	16
30 Southwest Baptist.....	7
31 West Tex. A&M n.....	20
24 Tex. A&M-Commerce.....	21
20 Southwestern Okla. n.....	17
17 Abilene Christian n.....	14
31 East Central.....	21
26 Southeastern Okla.....	43
62 Northeastern St. n.....	42
23 Tarleton St.....	38
20 Mesa St.....	15
6 Tex. A&M-Kingsville.....	49

Nickname: Bronchos
 Colors: Bronze & Blue
 Stadium: Wantland
 Capacity: 10,000; Year Built: 1965
 AD: Bill Farley
 SID: Mike Kirk

CENTRAL WASH.

Ellensburg, WA 98926II

Coach: John Zamberlin, Pacific Lutheran 1979

2003 RESULTS (6-4)

28 Carroll (Mont.) n.....	38
24 Fort Lewis.....	7
29 Eastern Wash.....	48
41 Western N.M. n.....	3
29 Western Wash. *.....	20
21 Humboldt St. n.....	16
16 Western Wash.....	17
55 Western Ore.....	44
39 New Haven n.....	6
7 UC Davis.....	41

Nickname: Wildcats
 Colors: Crimson & Black
 Stadium: Tomlinson
 Capacity: 4,000; Year Built: 1941
 AD: Jack Bishop
 SID: Jonathan Gordon

CENTRE

Danville, KY 40422-1394III

Coach: Andy Frye, Muskingum 1981

2003 RESULTS (8-2)

35 Kenyon.....	7
30 Frank. & Marsh. n.....	16
32 Rhodes n.....	31
17 Wash. & Lee.....	23
21 Sewanee.....	16
51 Millsaps n.....	41

33 Maryville (Tenn.) n.....	0
7 Trinity (Tex.).....	52
34 DePauw.....	28
21 Rose-Hulman n.....	19

Nickname: Colonels
 Colors: Gold & White
 Stadium: Farris
 Capacity: 2,500; Year Built: 1925
 AD: Brian E. Chafin
 SID: Ed Rall

CHADRON ST.

Chadron, NE 69337-2690II

Coach: Brad Smith, Western Ill. 1971

2003 RESULTS (8-2)

43 Wis.-River Falls.....	22
43 Bemidji St.....	22
28 Fort Hays St. n.....	33
38 Colorado Mines n.....	21
45 Fort Lewis.....	42
14 Mesa St. n.....	21
28 Neb.-Kearney.....	22
23 Western St.....	22
49 N.M. Highlands n.....	6
45 Adams St.....	44

Nickname: Eagles
 Colors: Cardinal & White
 Stadium: Elliott Field
 Capacity: 4,000; Year Built: 1930
 AD: Bradley Roy Smith
 SID: Con Marshall

CHAPMAN

Orange, CA 92866III

Coach: Ken Visser, Occidental 1968

2003 RESULTS (3-7)

17 Claremont-MS.....	14
13 Cal Lutheran n.....	23
3 Pacific Lutheran.....	31
16 Redlands.....	17
0 Willamette.....	54
30 Lewis & Clark n.....	21
14 Menlo n.....	63
45 Whittier n.....	28
44 La Verne.....	49
7 Azusa Pacific.....	32

Nickname: Panthers
 Colors: Cardinal & Gray
 Stadium: Chapman
 Capacity: 3,000
 AD: David Currey
 SID: Doug Aiken

CHARLESTON (W.V.)

Charleston, WV 25304II

Coach: Mike Springton, West Va. Tech 1982

2003 RESULTS (2-9)

17 West Va. Tech n.....	21
10 Fairmont St.....	32
35 Cumberland (Ky.) n.....	55
58 Johnson Smith n.....	28
7 Concord n.....	23
0 Coastal Caro.....	47
20 Gannon.....	51
48 Southern Va. n.....	18
17 Tiffin.....	47
24 North Greenville.....	37
10 Morehead St. n.....	48

Nickname: Golden Eagles
 Colors: Maroon & Gold
 Stadium: Laidley Field
 Capacity: 18,600; Year Built: 1964
 AD: Tom Nozica
 SID: Drew Meighen

CHARLESTON SO.

Charleston, SC 29423-8087IAA

Coach: David Dowd, Guilford 1976

2003 RESULTS (1-11)

10 Citadel.....	64
6 Wingate.....	22
14 Presbyterian n.....	17
49 West Virginia St. n.....	42
7 Tusculum n.....	58
7 VMI.....	50
7 South Fla.....	55
21 North Greenville n.....	49
6 Liberty n.....	17
0 Gardner-Webb.....	46
7 James Madison.....	45
14 Coastal Caro. n.....	48

Nickname: Buccaneers
 Colors: Navy & Old Gold
 Stadium: CSU Stadium
 Capacity: 3,000; Year Built: 1970
 AD: Hank Small
 SID: David Shelton

CHATTANOOGA

Chattanooga, TN 37403-2598IAA

Coach: Rodney Allison, Texas Tech 1980

2003 RESULTS (3-9)

23 Samford n.....	31
6 Vanderbilt.....	51
10 Tennessee Tech n.....	35
13 Gardner-Webb.....	23
3 Ga. Southern.....	34
14 Wofford n.....	42
24 Elon.....	7
38 Western Caro. n.....	0
7 Appalachian St.....	47
29 Citadel n.....	20
7 East Tenn. St.....	68
21 Furman n.....	63

Nickname: Mocs
 Colors: Navy Blue & Gold
 Stadium: Finley
 Capacity: 20,668; Year Built: 1997
 AD: Steve Sloan
 SID: Jeff Romero

CHEYNEY

Cheyney, PA 19319-0200II

Coach: Lee Brown, Lincoln (Mo.) 1986

2003 RESULTS (2-9)

20 Allen n.....	28
42 West Virginia St.....	33
17 West Liberty St. n.....	16
3 California (Pa.).....	20
7 Lock Haven n.....	42
20 East Stroudsburg n.....	69
0 West Chester.....	62
21 Bloomsburg n.....	45
24 Mansfield.....	48
6 Kutztown n.....	33
0 Millersville.....	39

Nickname: Wolves
 Colors: Blue & White
 Stadium: O'Shield-Stevenson
 Capacity: 3,500
 AD: Eve Atkinson
 SID: Lenn Margolis

CHICAGO

Chicago, IL 60637III

Coach: Dick Maloney, Mass.-Boston 1974

2003 RESULTS (2-7)

41 North Park *.....	7
0 Elmhurst n.....	24
21 Ill. Wesleyan.....	30

10 DePauw	51
21 Pomona-Pitzer n	38
0 Washington-St. Louis	28
17 Rochester	48
27 Carnegie Mellon n	29
27 Case Reserve n	13

Nickname: Maroons
 Colors: Maroon & White
 Stadium: Staggy Field
 Capacity: 1,500; Year Built: 1969
 AD: Thomas Weingartner
 SID: Dave Hilbert

CHOWAN

Murfreesboro, NC 27855III

Coach: Steve Gill, Frostburg St. 1994

2003 RESULTS (2-7)

21 Randolph-Macon	20
7 Greensboro n	13
24 Newport News n	14
3 Salisbury n	44
7 Chris. Newport	31
6 Shenandoah	54
24 Methodist	50
14 Wesley n	61
0 Averett n	33

Nickname: Braves
 Colors: Columbia Blue & White
 Stadium: James G. Garrison
 Capacity: 3,500
 AD: Debra P. Warren
 SID: Meredith Long

CHRIS. NEWPORT

Newport News, VA 23606-2998III

Coach: Matt Kelchner, Susquehanna 1982

2003 RESULTS (8-3)

0 Rowan	21
7 McDaniel	6
16 Bridgewater (Va.) n	12
21 Shenandoah n	0
42 Greensboro	10
31 Chowan n	7
49 Methodist n	0
22 Averett	13
17 Ferrum	19
24 Muhlenberg n	20
3 Bridgewater (Va.) n	26

Nickname: Captains
 Colors: Blue & Silver
 Stadium: POMOCO Stadium
 Capacity: 3,100; Year Built: 2001
 AD: C.J. Woollum
 SID: Francis Tommasino

CINCINNATI

Cincinnati, OH 45221-0021IA

Coach: Rick Minter, Henderson St. 1977

2003 RESULTS (5-7)

40 East Caro. n	3
15 West Virginia	13
30 Temple n	24
37 Miami (Ohio)	42
20 Southern Miss. n	22
14 UAB	31
33 Army n	29
17 South Fla.	24
31 Rhode Island n	24
10 TCU	43
16 Memphis	21
40 Louisville n	43

Nickname: Bearcats
 Colors: Red & Black
 Stadium: Nippert
 Capacity: 35,000; Year Built: 1916
 AD: Robert G. Goin
 SID: Tom Hathaway

CITADEL

Charleston, SC 29409-6150IAA

Coach: Ellis Johnson, Citadel 1975

2003 RESULTS (6-6)

64 Charleston So. n	10
7 Delaware	41
0 Maryland	61
21 Western Caro.	28
24 Appalachian St. n	21
31 Elon n	7
10 Furman n	9
28 Ga. Southern	24
16 Wofford n	42
20 Chattanooga	29
27 VMI *	23
13 East Tenn. St.	16

Nickname: Bulldogs
 Colors: Blue & White
 Stadium: Johnson Hagood
 Capacity: 11,000; Year Built: 1948
 AD: Les Robinson
 SID: Mike Hayden

CLAREMONT-M-S

Claremont, CA 91711-6400III

Coach: Rick Candaele, Albertson 1969

2003 RESULTS (6-3)

14 Chapman n	17
34 Puget Sound	18
34 Colorado Col. n	27
31 La Verne	17
42 Whittier	7
20 Cal Lutheran	31
28 Pomona-Pitzer n	21
20 Redlands n	6
10 Occidental n	33

Nickname: Stags
 Colors: Maroon, Gold & White
 Stadium: Zinda Field
 Capacity: 3,000; Year Built: 1955
 AD: Michael L. Sutton
 SID: Kelly Beck

CLARION

Clarion, PA 16214II

Coach: Malen Luke, Westminster (Pa.) 1976

2003 RESULTS (3-8)

21 East Stroudsburg n	31
10 Millersville n	13
23 Glenville St.	20
19 Kutztown n	20
20 Indiana (Pa.) n	24
17 West Chester	35
6 Edinboro n	35
0 Shippensburg	13
7 California (Pa.)	13
22 Lock Haven n	9
19 Slippery Rock	17

Nickname: Golden Eagles
 Colors: Blue & Gold
 Stadium: Memorial Field
 Capacity: 5,000; Year Built: 1965
 AD: Robert Carlson
 SID: Rich Herman

CLARK ATLANTA

Atlanta, GA 30314II

Coach: Curtis Crockett, Clark Atlanta 1964

2003 RESULTS (0-11)

0 Gardner-Webb	45
18 Kentucky St. n	35
13 Miles	35
27 Virginia St. n	31
12 Fort Valley St. *	35

36 Lane n	38
12 Benedict	14
7 Albany St. (Ga.) n	56
33 Morehouse	48
21 Tuskegee	43
0 Stillman n	17

Nickname: Panthers
 Colors: Red, Black & Grey
 Stadium: Panther's
 Capacity: 6,000; Year Built: 1995
 AD: Brenda Edmond
 SID: Charles Ward

CLEMSON

Clemson, SC 29634IA

Coach: Tommy Bowden, West Virginia 1977

2003 RESULTS (9-4)

0 Georgia n	30
28 Furman n	17
37 Middle Tenn. n	14
39 Georgia Tech	3
7 Maryland	21
30 Virginia n	27
15 North Carolina St.	17
36 North Carolina n	28
17 Wake Forest	45
26 Florida St. n	10
40 Duke n	7
63 South Carolina	17
27 Tennessee *	14

Nickname: Tigers
 Colors: Burnt Orange & Northwest Purple
 Stadium: Memorial
 Capacity: 81,473; Year Built: 1942
 AD: Terry Don Phillips
 SID: Tim Bourret

COAST GUARD

New London, CT 06320-4195III

Coach: Bill George, Ithaca 1980

2003 RESULTS (4-5)

47 Mass. Maritime	14
7 Rensselaer	44
10 Springfield n	49
7 Norwich n	34
9 Western Conn. St.	16
26 Union (N.Y.) n	35
49 Plymouth St.	12
24 WPI n	21
9 Merchant Marine n	7

Nickname: Bears
 Colors: Blue & White
 Stadium: Cadet Memorial Field
 Capacity: 4,500; Year Built: 1932
 AD: Raymond Cieplik
 SID: Jason Southard

COASTAL CARO.

Conway, SC 29528-6054IAA

Coach: David Bennett, Presbyterian 1984

2003 RESULTS (6-5)

21 Newberry n	14
6 Morehead St. n	31
9 Jacksonville	14
49 North Greenville	39
17 Gardner-Webb n	38
47 Charleston (W.V.) n	0
29 Savannah St.	19
10 VMI n	19
52 Davidson	27
21 Liberty	38
48 Charleston So.	14

Nickname: Chanticleers
 Colors: Coastal Green, Bronze & Black
 Stadium: Brooks Stadium
 Capacity: 6,408; Year Built: 2003
 AD: Warren Koegel
 SID: John A. Martin

COE

Cedar Rapids, IA 52402-5092III

Coach: Erik Raeburn, Mount Union 1994

2003 RESULTS (5-5)

37 Eureka n.....	0
13 Simpson n.....	20
42 Upper Iowa.....	34
13 Luther n.....	27
38 Dubuque n.....	0
28 Central (Iowa).....	14
66 Cornell College n.....	63
7 Wartburg.....	24
21 Buena Vista n.....	31
27 Loras.....	31

Nickname: Kohawks
Colors: Crimson & Gold
Stadium: Clark
Capacity: 2,000; Year Built: 1989
AD: John Chandler
SID: Bryan Boettcher

COLBY

Waterville, ME 04901-8849III

Coach: Tom Austin, Maine 1963

2003 RESULTS (5-3)

6 Trinity (Conn.) n.....	30
15 Middlebury.....	13
31 Wesleyan (Conn.).....	7
0 Amherst n.....	31
19 Hamilton.....	16
27 Bates n.....	14
0 Tufts n.....	18
7 Bowdoin.....	6

Nickname: Mules
Colors: Blue & Gray
Stadium: Seaverns
Capacity: 3,000; Year Built: 1948
AD: Marcella K. Zalot
SID: Bill Sodoma

COLGATE

Hamilton, NY 13346-1304IAA

Coach: Dick Biddle, Duke 1971

2003 RESULTS (15-1)

20 Georgetown.....	19
38 Buffalo.....	15
31 Dartmouth.....	9
26 Towson n.....	7
27 Cornell.....	24
30 Princeton.....	3
52 Yale n.....	40
50 Bucknell n.....	6
47 Lafayette.....	31
17 Lehigh n.....	10
14 Fordham n.....	3
45 Holy Cross.....	38
19 Massachusetts n.....	7
28 Western Ill. n.....	27
36 Fla. Atlantic.....	24
0 Delaware *.....	40

Nickname: Raiders
Colors: Maroon, Gray & White
Stadium: Andy Kerr
Capacity: 10,221; Year Built: 1937
AD: Don Vaughan
SID: Bob Cornell

COLORADO

Boulder, CO 80309IAA

Coach: Gary Barnett, Missouri 1969

2003 RESULTS (5-7)

42 Colorado St. *.....	35
16 UCLA n.....	14
26 Washington St. n.....	47
7 Florida St.....	47

30 Baylor.....	42
50 Kansas n.....	47
20 Kansas St.....	49
20 Oklahoma n.....	34
21 Texas Tech.....	26
21 Missouri n.....	16
44 Iowa St.....	10
22 Nebraska n.....	31

Nickname: Buffaloes
Colors: Silver, Gold & Black
Stadium: Folsom
Capacity: 53,750; Year Built: 1924
AD: Richard A. Tharp
SID: David Plati

COLORADO COL.

Colorado Springs, CO 80903III

Coach: Bob Bodor, Denison 1988

2003 RESULTS (2-7)

43 Cornell College.....	63
21 McMurry n.....	20
0 North Central n.....	21
27 Claremont-M-S.....	34
37 Lewis & Clark.....	42
35 Whittier n.....	21
27 Rhodes n.....	46
7 Occidental n.....	49
40 Carleton n.....	43

Nickname: Tigers
Colors: Black & Gold
Stadium: Washburn Field
Capacity: 2,000; Year Built: 1898
AD: Julie Soriero
SID: Dave Moross

COLORADO MINES

Golden, CO 80401II

Coach: Bob Stitt, Doane 1986

2003 RESULTS (6-5)

51 Western N.M. n.....	10
28 Mo.-Rolla.....	7
16 Northwestern Okla. n.....	34
21 Chadron St.....	38
17 Fort Hays St.....	27
21 Neb.-Kearney n.....	42
37 Fort Lewis n.....	7
75 N.M. Highlands.....	40
18 Mesa St.....	48
26 Adams St. n.....	22
38 Western St. n.....	21

Nickname: Orediggers
Colors: Silver & Blue
Stadium: Brooks Field
Capacity: 5,000; Year Built: 1922
AD: Thomas E. Spicer
SID: Gregory Murphy

COLORADO ST.

Fort Collins, CO 80523-6011IAA

Coach: Sonny Lubick, Western Mont. 1960

2003 RESULTS (7-6)

35 Colorado *.....	42
23 California.....	21
31 Weber St. n.....	7
21 Miami (Ohio) n.....	41
21 Utah n.....	28
34 Fresno St. n.....	10
58 Brigham Young.....	13
30 Air Force n.....	20
28 Wyoming.....	35
34 New Mexico.....	37
21 San Diego St. n.....	6
24 UNLV.....	23
21 Boston College *.....	35

Nickname: Rams

Colors: Green & Gold
Stadium: Hughes
Capacity: 30,000; Year Built: 1968
AD: Mark Driscoll
SID: Gary Ozzello

COLUMBIA

New York, NY 10027IAA

Coach: Bob Shoop, Yale 1988

2003 RESULTS (4-6)

30 Fordham.....	37
19 Bucknell n.....	16
33 Princeton.....	27
27 Lafayette.....	41
7 Pennsylvania n.....	31
21 Dartmouth.....	26
14 Yale n.....	29
16 Harvard n.....	13
34 Cornell.....	21
10 Brown n.....	42

Nickname: Lions
Colors: Columbia Blue & White
Stadium: Lawrence A. Wien
Capacity: 17,000; Year Built: 1984
AD: John A. Reeves
SID: Todd Kennedy

CONCORD

Athens, WV 24712II

Coach: Greg Quick, Baldwin-Wallace 1979

2003 RESULTS (3-8)

0 East Tenn. St.....	44
0 Pikeville.....	22
21 Lenoir-Rhyne n.....	27
23 Charleston (W.V.).....	7
17 Glensville St.....	20
14 West Va. Wesleyan *.....	56
10 West Virginia St. n.....	21
7 Fairmont St.....	26
44 West Va. Tech n.....	28
20 Shepherd n.....	19
20 West Liberty St.....	30

Nickname: Mountain Lions
Colors: Maroon & Gray
Stadium: Callahan
Capacity: 5,000
AD: Steven Lee
SID: Ernie Horn

CONCORDIA (ILL.)

River Forest, IL 60305-1499III

Coach: Jeff Hynes, Concordia (Wis.) 1992

2003 RESULTS (2-8)

21 Lake Forest n.....	33
22 Principia.....	33
6 Anderson (Ind.).....	55
14 MacMurray n.....	21
0 Concordia (Wis.) n.....	48
10 Aurora.....	48
7 Lakeland.....	49
23 Greenville n.....	48
21 Benedictine (Ill.) n.....	14
28 Eureka.....	26

Nickname: Cougars
Colors: Maroon & Gold
Stadium: Concordia
Capacity: 1,500; Year Built: 2000
AD: Brian Miller
SID: Jim Egan

CONCORDIA (WIS.)

Mequon, WI 53097-2402III

Coach: Jeffrey Gabrielsen, Ripon 1980

2003 RESULTS (9-2)

63 Carroll (Wis.).....	0
3 Wis.-Oshkosh.....	21

21 Wis. Lutheran n	16
42 Aurora n	8
48 Concordia (Ill.)	0
41 Lakeland n	20
38 Greenville	7
48 Benedictine (Ill.)	0
78 Eureka n	7
35 MacMurray	14
13 Wis.-La Crosse	52

Nickname: Falcons
 Colors: Royal Blue & White
 Stadium: Century
 Capacity: 2,500
 AD: Robert M. Barnhill
 SID: Rick Riehl

CONCORDIA-M'HEAD

Moorhead, MN 56562-3597III

Coach: Terry Horan, Concordia-M'head 1989

2003 RESULTS (7-3)

42 Minn. St. Moorhead n	28
24 Gust. Adolphus	2
19 Bethel (Minn.) n	36
45 Carleton	7
57 Hamline n	14
32 Augsburg	13
12 St. John's (Minn.)	24
47 St. Olaf n	14
34 St. Thomas (Minn.)	20
41 Menlo	44

Nickname: Cobbers
 Colors: Maroon & Gold
 Stadium: Jake Christiansen
 Capacity: 7,500; Year Built: 1966
 AD: Robert Nick
 SID: Jim Cella

CONCORDIA-ST. PAUL

St. Paul, MN 55104II

Coach: Shannon Currier, Hamline 1994

2003 RESULTS (8-4)

28 South Dakota	34
42 Wis.-River Falls	20
28 Bemidji St. n	14
34 Minn. St. Moorhead	17
23 Winona St. n	20
37 Southwest Minn. St.	19
59 Northern St. n	52
33 Minn. Duluth	56
49 Wayne St. (Neb.) n	7
28 Minn.-Crookston *	10
24 North Dakota St.	58
14 Mo. Western St. *	24

Nickname: Golden Bears
 Colors: Navy & Vegas Gold
 AD: David Herbster
 SID: Jen Foley

CONNECTICUT

Storrs, CT 06269I-A

Coach: Randy Edsall, Syracuse 1980

2003 RESULTS (9-3)

34 Indiana n	10
48 Army	21
14 Boston College n	24
38 Buffalo	7
13 Virginia Tech	47
35 Lehigh n	17
24 North Carolina St.	31
34 Kent St.	31
38 Akron n	37
41 Western Mich. n	27
38 Rutgers n	31
51 Wake Forest	17

Nickname: Huskies, UConn

Colors: National Flag Blue & White
 Stadium: Rentschler Field
 Capacity: 40,000; Year Built: 2003
 AD: Jeffrey A. Hathaway
 SID: Leigh Torbin

CORNELL

Ithaca, NY 14853I-AA

Coach: Tim Pendergast, Cortland St. 1980

2003 RESULTS (1-9)

21 Bucknell n	19
7 Yale	21
24 Colgate n	27
0 Harvard n	27
20 Georgetown n	42
7 Brown n	21
6 Princeton	28
17 Dartmouth	26
21 Columbia n	34
7 Pennsylvania	59

Nickname: Big Red
 Colors: Carmelian Red & White
 Stadium: Schoellkopf
 Capacity: 27,000; Year Built: 1915
 AD: J. Andrew Noel
 SID: Laura L. Stange

CORNELL COLLEGE

Mt. Vernon, IA 52314-1098III

Coach: Ray Reasland, Buena Vista 1979

2003 RESULTS (4-6)

63 Colorado Col. n	43
7 Wartburg n	56
47 Buena Vista	45
19 Loras n	35
0 Simpson	55
27 Upper Iowa n	21
63 Coe	66
63 Dubuque n	6
21 Central (Iowa)	58
14 Luther n	35

Nickname: Rams
 Colors: Purple & White
 Stadium: Ash Park Field
 Capacity: 2,500; Year Built: 1922
 AD: Tina Hill
 SID: Darren Miller

CORTLAND ST.

Cortland, NY 13045III

Coach: Dan MacNeill, Cortland St. 1979

2003 RESULTS (5-5)

14 Brockport St.	28
14 TCNJ	21
23 Kean	20
36 Buffalo St. n	14
17 Montclair St. n	28
31 Rowan n	34
20 Wm. Paterson	14
43 Utica	7
16 Ithaca	15
37 St. John Fisher	47

Nickname: Red Dragons
 Colors: Red & White
 Stadium: Cortland Stadium Complex
 Capacity: 6,500; Year Built: 2002
 AD: Joan Sitterly
 SID: Fran Elia

CURRY

Milton, MA 02186III

Coach: Steve Nelson, North Dakota St. 1974

2003 RESULTS (11-1)

22 Stonehill	16
23 Fitchburg St.	5
56 Maine Maritime	35

21 Mass.-Dartmouth n	12
49 MIT n	14
48 Salve Regina	13
22 Nichols	15
36 Endicott n	12
24 Western New Eng. n	10
33 Westfield St.	7
36 Westfield St. *	0
20 Rensselaer	34

Nickname: Colonels
 Colors: Purple & White
 Stadium: D. Forbes Will Field
 Capacity: 1,500; Year Built: 1965
 AD: Steve Nelson
 SID: Ken Golner

DARTMOUTH

Hanover, NH 03755I-AA

Coach: John Lyons, Pennsylvania 1974

2003 RESULTS (5-5)

9 Colgate n	31
17 New Hampshire	42
20 Pennsylvania n	33
17 Yale	40
24 Holy Cross	20
26 Columbia n	21
30 Harvard	16
26 Cornell n	17
21 Brown	26
21 Princeton n	15

Nickname: Big Green
 Colors: Dartmouth Green and White
 Stadium: Memorial Field
 Capacity: 20,416; Year Built: 1923
 AD: Jo Ann Harper
 SID: Kathy Slattery

DAVIDSON

Davidson, NC 28035I-AA

Coach: Mike Toop, Merchant Marine 1977

2003 RESULTS (3-8)

10 Wingate n	22
9 VMI n	31
7 San Diego n	54
45 Butler	27
45 Emory & Henry	21
25 Dayton n	32
37 Jacksonville	29
10 Morehead St.	35
21 Austin Peay n	31
27 Coastal Caro. n	52
10 Georgetown	30

Nickname: Wildcats
 Colors: Red & Black
 Stadium: Smith Field at Richardson Stadium
 Capacity: 4,000; Year Built: 1924
 AD: James E. Murphy III
 SID: Rick Bender

DAYTON

Dayton, OH 45469I-AA

Coach: Mike Kelly, Manchester 1970

2003 RESULTS (9-2)

76 St. Joseph's (Ind.) n	20
12 Morehead St.	0
42 Ohio Northern n	7
35 Austin Peay n	13
47 St. Peter's n	6
32 Davidson	25
28 Valparaiso n	33
27 Tiffin n	23
40 Butler	0
31 Drake	15
30 San Diego n	41

Nickname: Flyers
 Colors: Red & Blue

Stadium: Welcome
 Capacity: 11,000; Year Built: 1949
 AD: Ted Kissell
 SID: Doug Hauschild

DePAUW

Greencastle, IN 46135III

Coach: Nick Mourouzis, Miami (Ohio) 1959

2003 RESULTS (5-5)

28 Rhodes n.....	26
14 Hope.....	26
39 Hanover.....	20
24 Trinity (Tex.).....	26
51 Chicago n.....	10
21 Sewanee.....	0
55 Millsaps n.....	34
28 Centre n.....	34
12 Rose-Hulman.....	22
20 Wabash n.....	37

Nickname: Tigers
 Colors: Old Gold & Black
 Stadium: Blackstock
 Capacity: 4,000; Year Built: 1941
 AD: Page Cotton Jr.
 SID: Bill Wagner

DEFIANCE

Defiance, OH 43512III

Coach: Robert Taylor, Albion 1995

2003 RESULTS (4-6)

12 Olivet.....	44
21 Adrian n.....	24
14 Grove City.....	9
2 Alma n.....	16
35 Anderson (Ind.).....	54
38 Hanover n.....	55
0 Mt. St. Joseph.....	17
34 Franklin n.....	31
20 Manchester.....	16
37 Bluffton n.....	19

Nickname: Yellow Jackets
 Colors: Purple & Gold
 Stadium: Justin F. Coressel
 Capacity: 4,176; Year Built: 1994
 AD: Dick Kaiser
 SID: NA

DELAWARE

Newark, DE 19716IAA

Coach: K.C. Keeler, Delaware 1981

2003 RESULTS (15-1)

41 Citadel n.....	7
44 Richmond n.....	14
49 West Chester n.....	7
24 Hofstra.....	14
41 William & Mary n.....	27
22 New Hampshire.....	21
55 Rhode Island n.....	10
21 Navy.....	17
24 Maine n.....	21
14 Northeastern.....	24
51 Massachusetts n.....	45
20 Villanova.....	17
48 Southern Ill. n.....	7
37 Northern Iowa n.....	7
24 Wofford n.....	9
40 Colgate *.....	0

Nickname: Fightin' Blue Hens
 Colors: Blue & Gold
 Stadium: Delaware
 Capacity: 22,000; Year Built: 1952
 AD: Edgar N. Johnson
 SID: Scott Selheimer

DELAWARE ST.

Dover, DE 19901IAA

Coach: Ben Blacknall, N.C. A&T 1973

2003 RESULTS (1-10)

28 Bucknell n.....	33
6 Northwestern St.....	43
14 N.C. Central.....	21
14 Florida A&M.....	15
9 Hampton.....	41
13 Bethune-Cookman n.....	27
36 Morgan St. n.....	53
13 South Carolina St.....	36
7 N.C. A&T.....	33
36 Norfolk St. n.....	25
6 Howard n.....	21

Nickname: Hornets
 Colors: Red & Columbia Blue
 Stadium: Alumni Field
 Capacity: 5,000; Year Built: 1957
 AD: Hallie Gregory
 SID: Dennis Jones

DELAWARE VALLEY

Doylestown, PA 18901-2699III

Coach: G.A. Mangus, Florida 1992

2003 RESULTS (9-2)

26 Wm. Paterson n.....	12
23 Juniata.....	18
48 Susquehanna n.....	19
36 Lebanon Valley.....	24
23 King's (Pa.) n.....	35
38 Lycoming.....	27
45 Albright n.....	30
40 FDU-Florham n.....	22
19 Wilkes.....	36
56 Widener.....	55
54 TCNJ n.....	37

Nickname: Aggies
 Colors: Green & Gold
 Stadium: James Work
 Capacity: 4,000; Year Built: 1978
 AD: Frank Wolfgang
 SID: Matthew Levy

DELTA ST.

Cleveland, MS 38733II

Coach: Rick Rhoades, Central Mo. St. 1970

2003 RESULTS (9-2)

45 Mississippi Val.....	0
17 Valdosta St. n.....	28
47 West Ala.....	17
61 West Ga.....	7
38 Arkansas Tech n.....	28
36 Southern Ark. n.....	44
41 Henderson St.....	14
38 Harding n.....	21
45 Ouachita Baptist n.....	21
41 Ark.-Monticello.....	21
48 Cumberland (Tenn.).....	7

Nickname: Statesmen
 Colors: Forest Green & White
 Stadium: Travis E. Parker Field
 Capacity: 8,000; Year Built: 1970
 AD: Bradley Teague
 SID: Paul Smith

DENISON

Granville, OH 43023III

Coach: Nick Fletcher, Johns Hopkins 1976

2003 RESULTS (3-7)

14 Waynesburg n.....	70
20 Case Reserve.....	51

10 Ohio Wesleyan n.....	17
7 Wittenberg.....	60
55 Kenyon.....	7
28 Earlham n.....	17
0 Allegheny.....	37
17 Hiram n.....	8
3 Wooster.....	59
3 Oberlin n.....	42

Nickname: Big Red
 Colors: Red & White
 Stadium: Deeds Field
 Capacity: 5,000; Year Built: 1922
 AD: Larry Scheiderer
 SID: Craig Hicks

DICKINSON

Carlisle, PA 17013III

Coach: Darwin Breaux, West Chester 1977

2003 RESULTS (4-6)

28 Juniata.....	11
17 Hobart n.....	16
0 Merchant Marine.....	21
0 Johns Hopkins n.....	30
6 Muhlenberg.....	50
13 McDaniel n.....	34
14 Frank. & Marsh.....	20
20 Hampden-Sydney n.....	21
24 Gettysburg.....	20
36 Ursinus n.....	10

Nickname: Red Devils
 Colors: Red & White
 Stadium: Biddle Field
 Capacity: 2,577; Year Built: 1909
 AD: Leslie J. Poolman
 SID: Charlie McGuire

DRAKE

Des Moines, IA 50311-4505IAA

Coach: Rob Ash, Cornell College 1973

2003 RESULTS (6-6)

13 Illinois St.....	27
38 William Penn n.....	24
28 Mo.-Rolla n.....	7
20 Wis.-Platteville.....	21
17 Morehead St.....	34
40 Jacksonville n.....	34
35 San Diego.....	41
24 Butler n.....	7
45 Valparaiso.....	51
15 Dayton n.....	31
20 St. Mary's (Cal.) n.....	13
47 Waldorf n.....	17

Nickname: Bulldogs
 Colors: Blue & White
 Stadium: Drake
 Capacity: 18,000; Year Built: 1925
 AD: Dave Blank
 SID: Mike Mahon

DUBUQUE

Dubuque, IA 52001III

Coach: Vince Brautigam, Iowa Wesleyan 1988

2003 RESULTS (0-10)

7 Marietta n.....	40
7 Loras n.....	20
20 Simpson.....	58
48 Upper Iowa n.....	55
0 Coe.....	38
14 Luther n.....	19
14 Central (Iowa) n.....	36
6 Cornell College.....	63
14 Wartburg n.....	41
21 Buena Vista.....	42

Nickname: Spartans
 Colors: Blue & White
 Stadium: Chalmers Field
 Capacity: 2,800; Year Built: 1942
 AD: Dan Runkle
 SID: Jason Hughes

DUKE
Durham, NC 27708-0555I-A

Coach: Carl Franks, Duke 1983

2003 RESULTS (4-8)

0	Virginia	27
29	Western Caro. n	3
27	Rice n	24
10	Northwestern n	28
7	Florida St. n	56
20	Maryland	33
13	Wake Forest n	42
21	North Carolina St. n	28
6	Tennessee	23
41	Georgia Tech n	17
7	Clemson	40
30	North Carolina	22

Nickname: Blue Devils
Colors: Royal Blue & White
Stadium: Wallace Wade
Capacity: 33,941; Year Built: 1929
AD: Joe Alleva
SID: Jon Jackson

DUQUESNE
Pittsburgh, PA 15282I-AA

Coach: Greg Gattuso, Penn St. 1983

2003 RESULTS (8-3)

21	Bucknell	28
49	Butler n	0
10	Pennsylvania	51
62	La Salle n	14
36	Siena n	14
42	Iona	29
39	St. Peter's n	7
10	Morehead St.	15
31	Marist	6
33	Robert Morris n	28
12	Monmouth n	10

Nickname: Dukes
Colors: Red & Blue
Stadium: Arthur J. Rooney Field
Capacity: 4,500; Year Built: 1993
AD: Brian Colleary
SID: Dave Saba

EARLHAM
Richmond, IN 47374III

Coach: Lawrence Livingston, Weber St. 1986

2003 RESULTS (2-8)

16	Rose-Hulman n	34
2	Manchester n	14
14	Wabash	64
35	Kenyon n	10
14	Ohio Wesleyan	29
17	Denison	28
24	Wooster n	52
14	Oberlin	37
21	Allegheny n	42
28	Hiram	24

Nickname: Quakers
Colors: Maroon & White
Stadium: M.O. Ross Field
Capacity: 1,500; Year Built: 1975
AD: Frank Carr
SID: Jon Mires

EAST CARO.
Greenville, NC 27858-4353I-A

Coach: Steve Logan, Tulsa 1975

2003 RESULTS (1-11)

3	Cincinnati	40
7	West Virginia n	48
3	Miami (Fla.)	38

16	Wake Forest	34
13	Houston n	27
17	North Carolina n	28
38	Army	32
20	Louisville n	36
24	Memphis	41
37	South Fla. n	38
18	Tulane	28
21	Southern Miss. n	38

Nickname: Pirates
Colors: Purple & Gold
Stadium: Dowdy-Ficklen
Capacity: 43,000; Year Built: 1963
AD: NA
SID: Jody Jones

EAST CENTRAL
Ada, OK 74820II

Coach: Dennis Darnell, Southwest Mo. St. 1969

2003 RESULTS (3-8)

0	Southwest Mo. St.	48
19	Harding n	22
3	Emporia St.	28
6	Tex. A&M-Commerce n	24
2	Eastern N.M.	32
14	Tarleton St. n	42
15	Southwestern Okla.	8
21	Central Okla. n	31
10	Angelo St.	7
28	Southeastern Okla. n	14
31	Northeastern St.	48

Nickname: Tigers
Colors: Orange & Black
Stadium: Norris Field
Capacity: 5,000
AD: Tim Green
SID: Brian Johnson

EAST STROUDSBURG
East Stroudsburg, PA 18301II

Coach: Dennis Douds, Slippery Rock 1963

2003 RESULTS (8-3)

58	Lenoir-Rhyne n	0
31	Clarion	21
35	Shepherd	7
20	Edinboro	31
37	Bloomsburg n	40
69	Cheyney	20
40	Mansfield n	7
28	West Chester n	27
28	Millersville	24
14	Shippensburg n	40
34	Kutztown	33

Nickname: Warriors
Colors: Red & Black
Stadium: Eiler-Martin
Capacity: 6,000; Year Built: 1969
AD: Carey Snyder
SID: Chris Myers

EAST TENN. ST.
Johnson City, TN 37614I-AA

Coach: Paul Hamilton, Appalachian St. 1981

2003 RESULTS (5-7)

21	Eastern Mich.	28
44	Concord n	0
14	Tenn.-Martin	7
0	Elon	14
21	Western Caro. n	28
7	Appalachian St.	21
33	Liberty n	23
10	Furman	30
22	Ga. Southern n	34
14	Wofford	28
68	Chattanooga n	7
16	Citadel n	13

Nickname: Buccaneers
Colors: Navy Blue & Old Gold
Stadium: Memorial Center
Capacity: 12,000; Year Built: 1977
AD: Dave Mullins
SID: Michael White

Note: Discontinued football program after 2003 season.

EAST TEX. BAPTIST
Marshall, TX 75670-1498III

Coach: Ralph Harris, Sul Ross St.

2003 RESULTS (9-3)

14	Southeastern Okla. n	35
38	McMurry	17
24	Howard Payne n	21
33	Austin	0
66	Sul Ross St.	10
45	Texas Lutheran n	21
14	Hardin-Simmons	20
30	Louisiana Col. *	3
28	Mary Hardin-Baylor	21
45	Mississippi Col. n	6
42	Trinity (Tex.) n	41
7	Lycoming	13

Nickname: Tigers
Colors: Navy & Gold
Stadium: Ornelas Stadium
Capacity: 2,200; Year Built: 2000
AD: Kent Reeves
SID: David Weaver

EASTERN ILL.
Charleston, IL 61920-3099I-AA

Coach: Bob Spoo, Purdue 1960

2003 RESULTS (4-8)

27	California (Pa.) n	0
0	Missouri	37
14	Illinois St. n	21
7	Indiana St.	23
17	Southeast Mo. St.	30
0	Eastern Ky. n	41
27	Murray St.	17
29	Tenn.-Martin n	12
14	Tennessee St.	24
37	Tennessee Tech n	10
24	Jacksonville St.	36
14	Samford n	17

Nickname: Panthers
Colors: Blue & Gray
Stadium: O'Brien
Capacity: 10,000; Year Built: 1970
AD: Richard A. Mc Duffie
SID: Dave Kidwell

EASTERN KY.
Richmond, KY 40475-3101I-AA

Coach: Danny Hope, Eastern Ky. 1981

2003 RESULTS (7-5)

13	Bowling Green	63
35	Appalachian St. n	7
41	Central Mich.	42
3	Western Ky.	36
14	Jacksonville St.	49
13	Samford n	10
41	Eastern Ill.	0
38	Southeast Mo. St. n	41
38	Murray St.	20
41	Tenn.-Martin n	32
43	Tennessee St.	38
27	Tennessee Tech n	14

Nickname: Colonels
Colors: Maroon & White
Stadium: Roy Kidd
Capacity: 20,000; Year Built: 1969
AD: John Shafer
SID: Karl Park

EASTERN MICH.

Ypsilanti, MI 48197I-A

Coach: Jeff Woodruff, Kent St. 1979

2003 RESULTS (3-9)

28 East Tenn. St. n.....	21
12 Western Ill. n.....	34
17 Akron.....	24
7 Navy.....	39
13 Maryland n.....	37
3 Western Mich. n.....	31
14 Toledo.....	49
20 Bowling Green n.....	33
10 Central Mich.....	38
19 UCF n.....	13
38 Ball St. n.....	14
24 Northern Ill.....	38

Nickname: Eagles
 Colors: Green & White
 Stadium: Rynearson
 Capacity: 30,200; Year Built: 1969
 AD: David L. Diles
 SID: Jim Streeter

EASTERN N.M.

Portales, NM 88130.....II

Coach: Bud Elliott, Baker 1953

2003 RESULTS (6-5)

18 Adams St.....	17
45 N.M. Highlands n.....	14
24 Northeastern St.....	10
32 East Central n.....	2
14 Abilene Christian.....	24
31 Angelo St. n.....	0
14 Midwestern St.....	24
10 Tex. A&M-Commerce n.....	3
26 Tex. A&M-Kingsville.....	44
23 West Tex. A&M n.....	49
14 Southwestern Okla. n.....	17

Nickname: Greyhounds
 Colors: Green & Silver
 Stadium: Greyhound
 Capacity: 6,100; Year Built: 1969
 AD: Michael Maguire
 SID: Robert McKinney

EASTERN ORE.

La Grande, OR 97850-2899.....III

Coach: Jim Fenwick, Wichita St. 1974

2003 RESULTS (4-6)

21 Western Mont.....	14
21 Menlo n.....	24
12 Willamette.....	29
21 Montana Tech n.....	9
17 Pacific Lutheran n.....	27
14 Linfield.....	56
7 Carroll (Mont.).....	59
21 Whitworth n.....	14
43 Puget Sound.....	36
12 Southern Ore. n.....	35

Nickname: Mountaineers
 Colors: Navy Blue & Vegas Gold
 Stadium: Community
 Capacity: 3,000; Year Built: 1982
 AD: Rob Cashell
 SID: Sam Ghrist

EASTERN WASH.

Cheney, WA 99004.....I-AA

Coach: Paul Wulff, Washington St. 1990

2003 RESULTS (6-5)

9 San Diego St.....	19
8 Idaho.....	5

48 Central Wash. n.....	29
49 Southern Utah n.....	21
23 Weber St. n.....	35
52 Idaho St.....	55
42 Portland St. n.....	16
31 Northern Ariz.....	54
38 Sacramento St.....	21
34 Montana St. n.....	25
10 Montana.....	41

Nickname: Eagles
 Colors: Red & White
 Stadium: Woodward
 Capacity: 7,000; Year Built: 1967
 AD: Scott Barnes
 SID: Dave Cook

EDINBORO

Edinboro, PA 16444-0001.....II

Coach: Lou Tepper, Rutgers 1967

2003 RESULTS (9-3)

11 Youngstown St.....	35
12 Ashland.....	6
39 Tiffin n.....	14
31 East Stroudsburg n.....	20
34 Shippensburg n.....	40
28 Indiana (Pa.).....	20
35 Clarion.....	6
20 Slippery Rock n.....	3
56 Kutztown.....	3
34 California (Pa.) n.....	3
48 Lock Haven.....	13
9 Saginaw Valley.....	33

Nickname: Fighting Scots
 Colors: Red & White
 Stadium: Sox Harrison
 Capacity: 5,000; Year Built: 1965
 AD: Bruce R. Baumgartner
 SID: Bob Shreve

ELIZABETH CITY ST.

Elizabeth City, NC 27909.....II

Coach: Waverly Tillar, Virginia Union 1975

2003 RESULTS (2-8)

6 Benedict n.....	18
0 St. Augustine's.....	7
0 Fayetteville St.....	13
0 Livingstone n.....	19
25 N.C. Central *.....	23
9 Virginia St.....	50
0 Bowie St. n.....	20
17 Shaw.....	41
14 Edward Waters n.....	28
24 Virginia Union.....	23

Nickname: Vikings
 Colors: Royal Blue & White
 Stadium: Roebuck Stadium
 Capacity: 5,000; Year Built: 1983
 AD: Edward Mc Lean
 SID: April J. Emory

ELMHURST

Elmhurst, IL 60126-3296.....III

Coach: Paul Krohn, Minn. St. Mankato 1976

2003 RESULTS (6-4)

44 Benedictine (Ill.).....	13
24 Chicago.....	0
55 Rockford n.....	14
19 Wheaton (Ill.) n.....	23
21 Carthage n.....	0
37 Millikin.....	47
30 North Park n.....	23
21 Augustana (Ill.) n.....	28
40 Ill. Wesleyan n.....	20
28 North Central.....	34

Nickname: Bluejays

Colors: Blue & White
 Stadium: Langhorst
 Capacity: 2,500; Year Built: 1920
 AD: Paul Krohn
 SID: Kevin Juday

ELON

Elon, NC 27244-2010.....I-AA

Coach: Al Seagraves, Shippensburg 1975

2003 RESULTS (2-10)

7 Furman.....	24
3 Tusculum n.....	17
25 Hofstra.....	23
14 East Tenn. St. n.....	0
14 N.C. A&T n.....	29
7 Citadel.....	31
7 Wofford.....	45
7 Chattanooga n.....	24
7 Towson.....	24
3 Western Caro.....	26
12 Appalachian St. n.....	34
13 Ga. Southern n.....	37

Nickname: Phoenix
 Colors: Maroon & Gold
 Stadium: Rhodes Stadium
 Capacity: 11,250; Year Built: 2001
 AD: Alan J. White
 SID: Matt Eviston

EMORY & HENRY

Emory, VA 24327-0947.....III

Coach: Lou Wacker, Richmond 1956

2003 RESULTS (5-5)

0 Ferrum n.....	19
20 Millsaps.....	14
21 Davidson n.....	45
33 Methodist.....	30
41 Hampden-Sydney n.....	54
7 Randolph-Macon.....	10
17 Bridgewater (Va.) n.....	41
30 Catholic.....	16
34 Wash. & Lee n.....	16
35 Guilford.....	20

Nickname: Wasps
 Colors: Blue & Gold
 Stadium: Fullerton Field
 Capacity: 5,500; Year Built: 1926
 AD: Louis Wacker
 SID: Nathan Graybeal

EMPORIA ST.

Emporia, KS 66801-5087.....II

Coach: David Wiemers, Washburn 1990

2003 RESULTS (9-3)

31 Fort Hays St.....	21
28 East Central n.....	3
35 Washburn n.....	28
27 Mo. Western St. n.....	24
55 Truman.....	24
13 Northwest Mo. St. n.....	16
22 Pittsburg St.....	20
20 Southwest Baptist n.....	9
44 Mo.-Rolla.....	27
31 Mo. Southern St.....	7
18 Central Mo. St. n.....	28
3 Winona St.....	10

Nickname: Hornets
 Colors: Old Gold & Black
 Stadium: Welch Stadium
 Capacity: 7,000; Year Built: 1937
 AD: Kent Weiser
 SID: Donald West

ENDICOTT
 Beverly, MA 01915III

Coach: J.B. Wells, Trinity (Conn.) 1991

2003 RESULTS (4-5)

14	WPI n.....	55
27	Framingham St. n.....	7
14	Western New Eng.....	10
20	Mass.-Dartmouth.....	23
18	Fitchburg St. n.....	34
27	Salve Regina n.....	20
12	Curry.....	36
7	Nichols.....	14
31	MIT n.....	13

Nickname: Gulls
 Colors: Blue, Kelly Green & White
 Stadium: Endicott Stadium
 Capacity: 2,200; Year Built: 2003
 AD: Larry R. Hiser
 SID: Jennifer Lucey

EUREKA
 Eureka, IL 61530-1500III

Coach: Darrell Crouch, Illinois St. 1987

2003 RESULTS (1-9)

12	Knox n.....	28
0	Coe.....	37
21	North Park n.....	23
0	Lakeland.....	51
21	Greenville.....	38
28	Benedictine (Ill.) n.....	26
0	Aurora n.....	51
6	MacMurray.....	30
7	Concordia (Wis.).....	78
26	Concordia (Ill.) n.....	28

Nickname: Red Devils
 Colors: Maroon & Gold
 Stadium: McKinzie
 Capacity: 2,000; Year Built: 1913
 AD: Joe Barth
 SID: Shelly Lindsey

FDU-FLORHAM
 Madison, NJ 07940III

Coach: Rich Mosca, West Liberty St. 1972

2003 RESULTS (1-9)

8	Moravian.....	16
0	Lebanon Valley.....	14
7	King's (Pa.).....	34
0	Wilkes.....	34
10	Albright.....	17
7	Lycoming.....	24
7	Widener.....	41
22	Delaware Valley.....	40
24	Husson n.....	0
7	Juniata n.....	20

Nickname: Devils
 Colors: Cardinal and Navy
 Stadium: Robert T. Shields
 Capacity: 4,000; Year Built: 1973
 AD: William T. Klika
 SID: W. Scott Giglio

FAIRMONT ST.
 Fairmont, WV 26554II

Coach: Rusty Elliott, Fairmont St. 1979

2003 RESULTS (4-6)

32	Charleston (W.V.) n.....	10
12	California (Pa.).....	42
14	Slippery Rock n.....	35
0	Shepherd n.....	28
26	West Liberty St.....	16
21	West Va. Wesleyan.....	45
26	Concord n.....	7
13	West Virginia St.....	10

14	West Va. Tech.....	27
39	Glenville St. n.....	56

Nickname: Falcons
 Colors: Maroon, White & Fairmont Gold
 Stadium: Duvall-Rosier Field
 Capacity: 5,000; Year Built: 1929
 AD: David W. Cooper
 SID: Jim Brinkman

FAYETTEVILLE ST.
 Fayetteville, NC 28301-4298II

Coach: Kenny Phillips, East Caro. 1987

2003 RESULTS (8-4)

27	Virginia Union n.....	19
13	Elizabeth City St. n.....	0
14	Catawba n.....	17
9	Bowie St.....	13
28	Shaw n.....	21
22	Winston-Salem n.....	14
45	N.C. Central.....	7
30	Johnson Smith n.....	26
42	St. Augustine's.....	36
27	Livingstone.....	28
23	Virginia Union n.....	19
30	Albany St. (Ga.) *.....	52

Nickname: Broncos
 Colors: Royal Blue & Lily White
 Stadium: Jeralds Ath. Complex
 Capacity: 6,100; Year Built: 1940
 AD: William Carver
 SID: Marion Crowe Jr.

FERRIS ST.
 Big Rapids, MI 49307-2295II

Coach: Jeff Pierce, Ferris St. 1979

2003 RESULTS (6-5)

25	Hillsdale.....	20
10	Grand Valley St.....	40
14	Northern Mich. n.....	26
29	Wayne St. (Mich.).....	16
40	Northwood n.....	16
30	Michigan Tech.....	49
33	Mercyhurst n.....	7
31	Saginaw Valley.....	38
36	Findlay n.....	29
17	Ashland.....	10
20	Indianapolis n.....	35

Nickname: Bulldogs
 Colors: Crimson & Gold
 Stadium: Top Taggart Field
 Capacity: 6,200; Year Built: 1957
 AD: Tom Kirinovic
 SID: Joe Gorbey

FERRUM
 Ferrum, VA 24088III

Coach: Dave Davis, Brevard 1971

2003 RESULTS (6-2)

24	Wesley n.....	6
19	Emory & Henry.....	0
14	Shenandoah.....	28
27	Averett n.....	9
40	Guilford.....	34
34	Methodist n.....	37
19	Chris. Newport n.....	17
34	Greensboro n.....	6

Nickname: Panthers
 Colors: Black & Gold
 Stadium: Adams
 Capacity: 5,500; Year Built: 1970
 AD: T. Michael Kunder
 SID: Gary Holden

FINDLAY
 Findlay, OH 45840II

Coach: Dan Simrell, Toledo 1966

2003 RESULTS (6-5)

51	Tiffin n.....	31
19	Wayne St. (Mich.).....	3
7	Northwood n.....	35
31	Michigan Tech.....	28
23	Mercyhurst n.....	13
7	Saginaw Valley.....	35
19	Indianapolis.....	22
22	Ashland n.....	14
29	Ferris St.....	36
17	Hillsdale n.....	9
0	Grand Valley St. n.....	44

Nickname: Oilers
 Colors: Orange & Black
 Stadium: Donnell
 Capacity: 7,500; Year Built: 1928
 AD: Steven Rackley
 SID: David Buck

FITCHBURG ST.
 Fitchburg, MA 01420-2697III

Coach: Patrick Haverly, Worcester St. 1991

2003 RESULTS (5-4)

5	Curry n.....	23
17	Western New Eng.....	14
27	Westfield St.....	30
45	Bridgewater St. n.....	48
34	Endicott.....	18
56	Maine Maritime n.....	0
51	Mass. Maritime.....	0
50	Framingham St.....	7
10	Worcester St. n.....	14

Nickname: Falcons
 Colors: Green, Gold & White
 Stadium: Robert Elliot
 Capacity: 1,000; Year Built: 1984
 AD: Sue E. Lauder
 SID: Rusty Eggen

FLORIDA
 Gainesville, FL 32611IA

Coach: Ron Zook, Miami (Ohio) 1976

2003 RESULTS (8-5)

65	San Jose St. n.....	3
33	Miami (Fla.).....	38
63	Florida A&M n.....	3
10	Tennessee n.....	24
24	Kentucky.....	21
17	Mississippi n.....	20
19	LSU.....	7
33	Arkansas.....	28
16	Georgia *.....	13
35	Vanderbilt n.....	17
24	South Carolina.....	22
34	Florida St. n.....	38
17	Iowa *.....	37

Nickname: Gators
 Colors: Orange & Blue
 Stadium: Florida Field
 Capacity: 88,548; Year Built: 1929
 AD: Jeremy N. Foley
 SID: Steve McClain

FLORIDA A&M
 Tallahassee, FL 32307IAA

Coach: Billy Joe, Villanova 1963

2003 RESULTS (6-6)

22	Alabama St. *.....	38
26	Morgan St. n.....	7
3	Florida.....	63
10	Tennessee St. *.....	7

15 Delaware St. n.....	14
28 Jackson St. *.....	14
14 Howard.....	16
16 N.C. A&T.....	22
60 Norfolk St. n.....	10
34 Hampton.....	23
15 South Carolina St.....	27
35 Bethune-Cookman *.....	39

Nickname: Rattlers
 Colors: Orange & Green
 Stadium: Bragg Memorial
 Capacity: 25,500; Year Built: 1957
 AD: Jonathan Evans
 SID: Alvin Hollins

FLA. ATLANTIC

Boca Raton, FL 33431-0991.....IAA

Coach: Howard Schellenberger, Kentucky 1956

2003 RESULTS (11-3)

20 Middle Tenn.....	19
17 Valdosta St. n.....	45
29 UCF.....	33
13 Youngstown St.....	6
28 Illinois St.....	10
27 Texas St. n.....	14
31 Nicholls St. n.....	23
21 Northern Colo. n.....	19
31 Gardner-Webb n.....	26
51 Siena n.....	3
32 Florida Int'l.....	23
32 Bethune-Cookman.....	24
48 Northern Ariz.....	25
24 Colgate n.....	36

Nickname: Owls
 Colors: Blue & Grey
 Stadium: Lockhart Stadium
 Capacity: 75,540; Year Built: 1998
 AD: Craig W. Angelos
 SID: Katrina McCormack

FLORIDA INT'L

Miami, FL 33199.....IAA

Coach: Don Strock, Virginia Tech 1973

2003 RESULTS (2-10)

10 Indiana St.....	13
14 Maine *.....	24
14 Bethune-Cookman n.....	24
33 Carson-Newman n.....	55
35 Ga. Southern.....	37
13 Stephen F. Austin n.....	35
10 Troy St.....	21
34 Holy Cross n.....	23
55 Jacksonville n.....	12
10 La-Lafayette.....	43
19 Gardner-Webb.....	22
23 Fla. Atlantic n.....	32

Nickname: Golden Panthers
 Colors: Blue & Gold
 Stadium: FIU Stadium
 Capacity: 17,000; Year Built: 1995
 AD: Rick Mello
 SID: Rich Kelch

FLORIDA ST.

Tallahassee, FL 32306.....IAA

Coach: Bobby Bowden, Samford 1953

2003 RESULTS (10-3)

37 North Carolina.....	0
35 Maryland n.....	10
14 Georgia Tech n.....	13
47 Colorado n.....	7
56 Duke.....	7
14 Miami (Fla.) n.....	22
19 Virginia.....	14

48 Wake Forest n.....	24
37 Notre Dame.....	0
10 Clemson.....	26
50 North Carolina St. n.....	44
38 Florida.....	34
14 Miami (Fla.) *.....	16

Nickname: Seminoles
 Colors: Garnet & Gold
 Stadium: Doak S. Campbell
 Capacity: 82,300; Year Built: 1950
 AD: David R. Hart Jr.
 SID: Rob Wilson

FORDHAM

Bronx, NY 10458-5155.....IAA

Coach: Dave Clawson, Williams 1989

2003 RESULTS (9-3)

42 C.W. Post n.....	7
63 Rhode Island.....	28
16 Lehigh.....	23
37 Columbia n.....	30
10 Bucknell n.....	31
24 Brown.....	21
41 New Haven n.....	7
32 Lafayette.....	30
34 Georgetown n.....	10
49 Holy Cross n.....	28
3 Colgate.....	14
35 Towson.....	22

Nickname: Rams
 Colors: Maroon & White
 Stadium: Jack Coffey Field
 Capacity: 7,000; Year Built: 1930
 AD: Francis X. Mc Laughlin
 SID: Joe DiBari

FORT HAYS ST.

Hays, KS 67601.....II

Coach: Tim O'Connor, Boise St. 1992

2003 RESULTS (6-5)

21 Emporia St. n.....	31
4 Washburn.....	28
33 Chadron St.....	28
37 Adams St. n.....	18
27 Colorado Mines n.....	17
13 Fort Lewis.....	20
41 Okla. Panhandle n.....	7
6 Mesa St.....	28
38 Neb.-Kearney n.....	34
19 Western St. n.....	20
31 N.M. Highlands.....	17

Nickname: Tigers
 Colors: Black & Gold
 Stadium: Lewis Field
 Capacity: 6,362; Year Built: 1936
 AD: NA
 SID: Jason McCullough

FORT LEWIS

Durango, CO 81301-3999.....II

Coach: Todd Throckmorton, Mo. Western St. 1987

2003 RESULTS (3-8)

7 Central Wash. n.....	24
7 Abilene Christian.....	46
12 Adams St.....	44
17 Western St.....	41
42 Chadron St. n.....	45
20 Fort Hays St. n.....	13
7 Colorado Mines.....	37
12 Neb.-Kearney.....	59
22 Western N.M. n.....	15
39 N.M. Highlands n.....	29
35 Mesa St. n.....	52

Nickname: Skyhawks
 Colors: Navy Blue, Light Blue & Gold
 Stadium: Ray Dennison Memorial
 Capacity: 4,000; Year Built: 1958
 AD: David L. Preszler

SID: Sarah Meier

FORT VALLEY ST.

Fort Valley, GA 31030.....II

Coach: John Morgan, Bowie St. 1993

2003 RESULTS (7-4)

23 Morehouse.....	10
21 Winston-Salem *.....	27
34 Lane n.....	10
35 Clark Atlanta *.....	12
31 Alcorn St. n.....	20
13 Miles n.....	30
19 Benedict.....	21
28 Tuskegee.....	21
46 Stillman n.....	6
13 Kentucky St.....	10
17 Albany St. (Ga.) *.....	27

Nickname: Wildcats
 Colors: Royal Blue & Old Gold
 Stadium: Wildcat
 Capacity: 7,500; Year Built: 1957
 AD: Gwendolyn Reeves
 SID: Russell Boone Jr.

FRAMINGHAM ST.

Framingham, MA 01701-9101.....III

Coach: Mark Sullivan, Massachusetts 1985

2003 RESULTS (0-9)

0 MIT.....	7
7 Endicott.....	27
14 Bridgewater St.....	42
0 Mass. Maritime n.....	21
0 Worcester St. n.....	49
0 Western New Eng.....	28
6 Westfield St. n.....	36
7 Fitchburg St. n.....	50
0 Maine Maritime.....	48

Nickname: Rams
 Colors: Black & Gold
 Stadium: Maple Street Field
 Capacity: 1,500; Year Built: 1900
 AD: Thomas M. Kelley
 SID: Kathy Lynch

FRANKLIN

Franklin, IN 46131.....III

Coach: Mike Leonard, Hanover 1984

2003 RESULTS (2-8)

13 Millikin.....	28
13 Adrian n.....	48
14 North Central.....	17
13 Mt. St. Joseph.....	17
21 Thomas More n.....	24
27 Manchester n.....	21
31 Defiance.....	34
21 Bluffton n.....	20
42 Anderson (Ind.).....	55
24 Hanover n.....	33

Nickname: Grizzlies
 Colors: Navy Blue & Old Gold
 Stadium: Faught
 Capacity: 2,000; Year Built: 1998
 AD: Kerry N. Prather
 SID: Kevin Elixman

FRANK. & MARSH.

Lancaster, PA 17604-3003.....III

Coach: Shawn Halloran, Boston College 1986

2003 RESULTS (4-6)

30 Oberlin n.....	6
16 Centre.....	30
14 Wash. & Jeff. n.....	36
20 Muhlenberg n.....	41
14 Johns Hopkins.....	37

20 Hobart	28
20 Dickinson n	14
7 McDaniel	21
37 Ursinus	17
14 Gettysburg n	13

Nickname: Diplomats
 Colors: Blue & White
 Stadium: Sponaugle-Williamson
 Capacity: 4,000; Year Built: 1920
 AD: Timothy D. Downes
 SID: Edward Haas

FRESNO ST.

Fresno, CA 93740-0048I-A

Coach: Pat Hill, UC Riverside 1973

2003 RESULTS (9-5)

6 Tennessee.....	24
16 Oregon St. n	14
28 Oklahoma.....	52
16 Louisiana Tech n	6
42 Portland St. n	16
10 Colorado St.	34
28 Hawaii.....	55
31 Rice n	28
20 Southern Methodist.....	11
27 Nevada	10
41 San Jose St. n	7
17 Boise St. n	31
23 UTEP.....	20
17 UCLA *	9

Nickname: Bulldogs
 Colors: Bulldog Red & Blue
 Stadium: Bulldog
 Capacity: 41,031; Year Built: 1980
 AD: Scott Johnson
 SID: Steve Weakland

FROSTBURG ST.

Frostburg, MD 21532-1099III

Coach: Ruben Stevenson, Salisbury 1984

2003 RESULTS (4-5)

28 Apprentice.....	12
3 Montclair St. n	27
14 Brockport St.	37
42 Wesley	39
19 Widener n	26
31 Maryville (Tenn.)	7
33 Westminster (Pa.)	35
7 Waynesburg n	28
15 Salisbury *	14

Nickname: Bobcats
 Colors: Red, White & Black
 Stadium: Bobcat
 Capacity: 4,000; Year Built: 1974
 AD: Ralph Brewer
 SID: Chris Starke

FURMAN

Greenville, SC 29613I-AA

Coach: Bobby Lamb, Furman 1987

2003 RESULTS (6-5)

24 Elon n	7
17 Clemson	28
31 Richmond n	17
45 Gardner-Webb n	0
19 Western Caro.	13
10 Appalachian St. n	13
9 Citadel	10
30 East Tenn. St. n	10
24 Ga. Southern.....	29
6 Wofford n	7
63 Chattanooga	21

Nickname: Paladins
 Colors: Purple & White
 Stadium: Paladin
 Capacity: 16,000; Year Built: 1981

AD: Gary Clark
 SID: Hunter Reid

GANNON

Erie, PA 16541-0001II

Coach: Bill Elias, Massachusetts 1977

2003 RESULTS (9-1)

21 Wayne St. (Mich.).....	38
52 St. Francis (Pa.).....	20
20 Slippery Rock.....	18
21 Virginia Union n	7
52 West Virginia St. n	24
24 Tiffin.....	12
51 Charleston (W.V.) n	20
18 Walsh.....	12
53 St. Joseph's (Ind.) n	14
35 Bryant.....	15

Nickname: Golden Knights
 Colors: Maroon & Gold
 Stadium: Gannon University Field
 Capacity: 2,500; Year Built: 2001
 AD: Griz Zimmermann
 SID: Dan Teliski

GARDNER-WEBB

Boiling Springs, NC 28017I-AA

Coach: Steve Patton, Furman 1977

2003 RESULTS (8-4)

45 Clark Atlanta n	0
23 Chattanooga n	13
0 Furman.....	45
38 Coastal Caro.	17
27 Liberty n	17
37 VMI	25
26 Fla. Atlantic	31
46 Charleston So. n	0
22 Florida Int'l n	19
16 Western Caro.	39
3 Montana St.	38
52 Webber n	10

Nickname: Runnin' Bulldogs
 Colors: Scarlet, White & Black
 Stadium: Spangler
 Capacity: 5,000; Year Built: 1969
 AD: Chuck Burch
 SID: Marc Rabb

GEORGETOWN

Washington, DC 20057-1121I-AA

Coach: Bob Benson, Vermont 1986

2003 RESULTS (4-8)

19 Colgate n	20
34 Holy Cross.....	42
10 Monmouth n	12
14 VMI	42
17 Lafayette.....	10
49 Stony Brook n	21
42 Cornell	20
24 Lehigh n	45
10 Fordham.....	34
6 Towson n	27
30 Davidson n	10
16 Bucknell.....	45

Nickname: Hoyas
 Colors: Blue & Gray
 Stadium: Harbin Field
 Capacity: 2,400; Year Built: 1979
 AD: Joseph C. Lang
 SID: Kevin Rieder

GEORGIA

Athens, GA 30602-1661I-A

Coach: Mark Richt, Miami (Fla.) 1982

2003 RESULTS (11-3)

30 Clemson.....	0
29 Middle Tenn. n	10
31 South Carolina n	7
10 LSU.....	17
37 Alabama n	23
41 Tennessee.....	14
27 Vanderbilt.....	8
16 UAB n	13
13 Florida *	16
26 Auburn n	7
30 Kentucky n	10
34 Georgia Tech	17
13 LSU *	34
34 Purdue *	27

Nickname: Bulldogs
 Colors: Red & Black
 Stadium: Sanford
 Capacity: 92,058; Year Built: 1929
 AD: Vincent J. Dooley
 SID: Claude Felton

GA. SOUTHERN

Statesboro, GA 30460-8086I-AA

Coach: Mike Sewak, Virginia 1981

2003 RESULTS (7-4)

35 Savannah St. n	0
15 McNeese St.	34
14 Wofford.....	20
34 Chattanooga n	3
37 Florida Int'l n	35
31 Western Caro. n	25
21 Appalachian St.	28
24 Citadel n	28
34 East Tenn. St.	22
29 Furman n	24
37 Elon	13

Nickname: Eagles
 Colors: Blue & White
 Stadium: Allen E. Paulson
 Capacity: 18,000; Year Built: 1984
 AD: Samuel Q. Baker
 SID: Tom McClellan

GEORGIA TECH

Atlanta, GA 30332-0455I-A

Coach: Chan Gailey, Florida 1974

2003 RESULTS (7-6)

13 Brigham Young.....	24
17 Auburn n	3
13 Florida St.	14
3 Clemson n	39
24 Vanderbilt.....	17
29 North Carolina St. n	21
24 Wake Forest	7
7 Maryland n	3
17 Duke.....	41
41 North Carolina n	24
17 Virginia	29
17 Georgia n	34
52 Tulsa *	10

Nickname: Yellow Jackets
 Colors: Old Gold, White, Navy Blue
 Stadium: Bobby Dodd Stadium/Grant
 Capacity: 55,000; Year Built: 1913
 AD: David T. Braine
 SID: Allison George

GETTYSBURG

Gettysburg, PA 17325-1668III

Coach: Barry Streeter, Lebanon Valley 1971

2003 RESULTS (5-5)

52 Lebanon Valley n	7
13 Hampden-Sydney	31
31 Waynesburg n	30
23 Averett	7
30 McDaniel n	20
7 Johns Hopkins.....	27
14 Ursinus	3
15 Muhlenberg n	26

20 Dickinson n	24
13 Frank. & Marsh.....	14

Nickname: Bullets
 Colors: Orange & Blue
 Stadium: Shirk Field at Musselman
 Capacity: 6,176; Year Built: 1965
 AD: David Wright
 SID: Matt Daskivich

GLENVILLE ST.

Glenville, WV 26351ll

Coach: Paul Shaffner, Ithaca 1982

2003 RESULTS (5-6)

25 Millersville	27
7 West Chester	56
20 Clarion n.....	23
43 New Haven	42
44 West Va. Tech.....	15
22 Shepherd n.....	19
13 West Virginia St.....	20
24 West Liberty St. n.....	28
14 West Va. Wesleyan n.....	21
56 Fairmont St.	39
20 Concord n.....	17

Nickname: Pioneers
 Colors: Royal Blue & White
 Stadium: Morris
 Capacity: 5,000; Year Built: 1977
 AD: Greg Bamberger
 SID: Dwaine Osborne

GRAMBLING

Grambling, LA 71245I-AA

Coach: Doug Williams, Grambling 1978

2003 RESULTS (9-3)

0 San Jose St.	29
40 Alcorn St.	28
45 Alabama A&M *	14
20 McNeese St. n.....	31
65 Prairie View *	7
45 Mississippi Val. n.....	6
41 Ark.-Pine Bluff	16
24 Jackson St.....	17
48 Texas Southern n.....	15
37 Alabama St.	34
33 Savannah St. n.....	17
41 Southern U. *	44

Nickname: Tigers
 Colors: Black & Gold
 Stadium: Robinson
 Capacity: 19,600; Year Built: 1983
 AD: Albert Dennis
 SID: Stanley O. Lewis

GRAND VALLEY ST.

Allendale, MI 49401ll

Coach: Brian Kelly, Assumption 1983

2003 RESULTS (14-1)

9 UC Davis.....	6
40 Ferris St. n.....	10
50 Wayne St. (Mich.) n.....	14
37 Hillsdale	24
48 Michigan Tech n.....	17
50 Northern Mich.	20
20 Saginaw Valley n.....	34
33 Northwood.....	14
51 Mercyhurst n.....	6
53 Indianapolis.....	10
44 Findlay.....	0
65 Bentley.....	36
10 Saginaw Valley.....	3
31 Tex. A&M-Kingsville	3
10 North Dakota *	3

Nickname: Lakers
 Colors: Blue, Black & White
 Stadium: Arend D. Lubbers
 Capacity: 9,044; Year Built: 1979

AD: Tim W. Selgo
 SID: Tim Nott

GREENSBORO

Greensboro, NC 27401-1875.....lll

Coach: Neal Mitchell, Washington-St. Louis 1992

2003 RESULTS (3-7)

20 Newport News n.....	0
13 Chowan	7
17 Salisbury n.....	28
13 Guilford n.....	7
10 Chris. Newport n.....	42
13 Shenandoah.....	29
14 Averett n.....	16
7 Methodist.....	19
14 Wash. & Lee.....	27
6 Ferrum.....	34

Nickname: The Pride
 Colors: Green, White & Silver
 Stadium: Jamieson
 Capacity: 10,000
 AD: Kim A. Strable
 SID: Bob Lowe

GREENVILLE

Greenville, IL 62246lll

Coach: Scotty Kessler, Pacific Lutheran 1981

2003 RESULTS (3-7)

17 North Park n.....	24
28 Westminster (Mo.).....	27
14 Thomas More	38
25 Benedictine (Ill.) n.....	33
38 Eureka n.....	21
13 MacMurray	21
7 Concordia (Wis.) n.....	38
48 Concordia (Ill.).....	23
13 Lakeland n.....	63
20 Aurora.....	36

Nickname: Panthers
 Colors: Orange & Black
 Stadium: Francis Field
 Capacity: 2,000; Year Built: 1987
 AD: Doug Faulkner
 SID: B.J. Schneck

GRINNELL

Grinnell, IA 50112lll

Coach: Greg Wallace, Missouri Valley 1970

2003 RESULTS (3-7)

21 Ripon	26
7 Lake Forest n.....	28
0 Illinois Col. n.....	10
48 Macalester.....	6
20 Monmouth (Ill.) n.....	30
39 Knox.....	42
48 Lawrence.....	47
17 St. Norbert.....	57
20 Carroll (Wis.) n.....	27
21 Beloit n.....	11

Nickname: Pioneers
 Colors: Scarlet & Black
 Stadium: Rosenbloom
 Capacity: 1,750; Year Built: 1911
 AD: Diane (Dee) Fairchild
 SID: NA

GROVE CITY

Grove City, PA 16127-2104lll

Coach: Chris Smith, Grove City 1972

2003 RESULTS (5-5)

68 Hiram n.....	20
21 Carnegie Mellon.....	35
9 Defiance n.....	14

17 Bethany (W.V.) n.....	3
16 Thiel.....	15
28 Wash. & Jeff. n.....	36
10 Waynesburg n.....	45
20 Westminster (Pa.).....	49
28 Alfred.....	21
29 Merchant Marine n.....	14

Nickname: Wolverines
 Colors: Crimson and White
 Stadium: Robert E. Thorn Field
 Capacity: 3,500; Year Built: 1981
 AD: Donald L. Lyle
 SID: R.A. Briggs

GUILFORD

Greensboro, NC 27410-4173.....lll

Coach: Mike Ketchum, Guilford 1978

2003 RESULTS (2-8)

0 Carson-Newman	41
27 Methodist n.....	24
33 Hampden-Sydney n.....	52
7 Greensboro	13
34 Ferrum n.....	40
10 Bridgewater (Va.).....	50
34 Wash. & Lee n.....	7
7 Randolph-Macon n.....	14
23 Catholic.....	27
20 Emory & Henry n.....	35

Nickname: Quakers
 Colors: Crimson & Gray
 Stadium: Armfield Athletic
 Capacity: 3,500; Year Built: 1960
 AD: Marion Kirby
 SID: Dave Walters

GUST. ADOLPHUS

St. Peter, MN 56082-1498lll

Coach: Jay Schoenebeck, Gust. Adolphus 1980

2003 RESULTS (4-6)

34 Buena Vista	37
2 Concordia-M'head n.....	24
24 Carleton.....	14
28 Augsburg n.....	7
13 St. John's (Minn.).....	35
21 St. Thomas (Minn.) n.....	0
26 Bethel (Minn.)	40
28 Hamline n.....	7
10 Azusa Pacific n.....	23
27 St. Olaf n.....	41

Nickname: Golden Gusties
 Colors: Black & Gold
 Stadium: Hollingsworth Field
 Capacity: 4,000; Year Built: 1929
 AD: Alan Molde
 SID: Tim Kennedy

HAMILTON

Clinton, NY 13323lll

Coach: Peter Alvanos, Drexel 1988

2003 RESULTS (2-6)

14 Tufts n.....	23
40 Wesleyan (Conn.) n.....	46
7 Trinity (Conn.).....	45
21 Bowdoin.....	20
16 Colby n.....	19
14 Williams.....	40
31 Middlebury.....	55
16 Bates n.....	7

Nickname: Continentals
 Colors: Buff & Blue
 Stadium: Steuben Field
 Capacity: 2,500
 AD: David Thompson
 SID: Jim Taylor

HAMLIN
St. Paul, MN 55104III

Coach: Donovan Larson, Hamline 1969

2003 RESULTS (2-8)

30	Northwestern (Minn.) n.....	6
7	St. John's (Minn.) n.....	74
0	St. Thomas (Minn.).....	54
6	Bethel (Minn.) n.....	50
14	Concordia-M'head.....	57
40	Macalester.....	0
13	St. Olaf n.....	43
7	Gust. Adolphus.....	28
7	Carleton n.....	31
6	Augsburg *.....	23

Nickname: Pipers
Colors: Red & Gray
Stadium: Klas Center
Capacity: 2,000; Year Built: 2004
AD: Dan O'Brien
SID: Troy Mallat

HAMPDEN-SYDNEY
Hampden-Sydney, VA 23943III

Coach: Marty Favret, Catholic 1984

2003 RESULTS (9-1)

49	Sewanee n.....	21
31	Gettysburg n.....	13
52	Guilford.....	33
28	Bridgewater (Va.) n.....	31
54	Emory & Henry.....	41
45	Wash. & Lee n.....	17
57	Catholic.....	14
21	Dickinson.....	20
82	Maryville (Tenn.) n.....	14
53	Randolph-Macon.....	21

Nickname: Tigers
Colors: Garnet & Gray
Stadium: Hundley
Capacity: 2,400; Year Built: 1964
AD: Joseph E. Bush
SID: Donnie Turlington

HAMPTON
Hampton, VA 23668IAA

Coach: Joe Taylor, Western Ill. 1972

2003 RESULTS (7-4)

6	Villanova.....	41
17	Howard.....	14
53	Tuskegee *.....	0
24	Morgan St. *.....	21
41	Delaware St. n.....	9
52	Norfolk St.....	0
32	South Carolina St. n.....	12
23	Florida A&M n.....	34
27	Bethune-Cookman.....	30
28	N.C. A&T.....	38
48	Savannah St. n.....	13

Nickname: Pirates
Colors: Royal Blue & White
Stadium: Armstrong Field
Capacity: 17,000; Year Built: 1928
AD: Malcolm Avery
SID: Jamar Ross

HANOVER
Hanover, IN 47243-0108III

Coach: C. Wayne Perry, DePauw 1972

2003 RESULTS (8-3)

34	Urbana.....	17
33	Thomas More.....	30
20	DePauw n.....	39
57	Manchester n.....	18

55	Defiance.....	38
52	Bluffton n.....	10
48	Anderson (Ind.).....	19
28	Wash. & Jeff.....	42
26	Mt. St. Joseph n.....	24
33	Franklin.....	24
32	Baldwin-Wallace.....	54

Nickname: Panthers
Colors: Red & Blue
Stadium: L.S. Ayres Field
Capacity: 4,000; Year Built: 1973
AD: Lynn Hall
SID: Carter Cloyd

HARDIN-SIMMONS
Abilene, TX 79698III

Coach: Jimmie Keeling, Howard Payne 1958

2003 RESULTS (8-2)

21	Wis.-Stout.....	31
29	Texas Lutheran.....	12
57	Louisiana Col. n.....	3
21	Mississippi Col.....	0
37	Howard Payne n.....	35
35	Sul Ross St.....	3
20	East Tex. Baptist n.....	14
36	Mary Hardin-Baylor n.....	43
43	McMurry.....	21
61	Austin n.....	14

Nickname: Cowboys
Colors: Purple & Gold
Stadium: Shelton
Capacity: 4,000; Year Built: 1993
AD: John Neese
SID: Chad Grubbs

HARDING
Searcy, AR 72149-0001II

Coach: Randy Tribble, Harding 1977

2003 RESULTS (4-6)

22	East Central.....	19
3	North Ala. n.....	38
9	Arkansas Tech n.....	10
26	West Ala.....	21
25	West Ga. n.....	21
34	Henderson St. n.....	33
21	Ark.-Monticello.....	35
21	Delta St.....	38
19	Southern Ark. n.....	24
18	Ouachita Baptist.....	26

Nickname: Bisons
Colors: Black & Gold
Stadium: First Security
Capacity: 5,000; Year Built: 1999
AD: Greg Harnden
SID: Scott Goode

HARTWICK
Oneonta, NY 13820-4020III

Coach: Mark Carr, New Hampshire 1990

2003 RESULTS (2-7)

14	King's (Pa.) n.....	21
18	Ithaca n.....	19
31	Utica.....	6
18	St. John Fisher n.....	44
6	Alfred.....	41
7	Rensselaer n.....	52
27	Union (N.Y.).....	37
34	Mount Ida n.....	13
27	St. Lawrence.....	38

Nickname: Hawks
Colors: Royal Blue & White
Stadium: All-Weather Field
Capacity: 1,200; Year Built: 1985
AD: Elizabeth Powell
SID: Mike Chilson

HARVARD
Boston, MA 02163-1012IAA

Coach: Mark Carr, New Hampshire 1990

2003 RESULTS (7-3)

43	Holy Cross.....	23
52	Brown n.....	14
28	Northeastern n.....	20
27	Cornell.....	0
34	Lafayette n.....	27
43	Princeton n.....	40
16	Dartmouth n.....	30
13	Columbia.....	16
24	Pennsylvania n.....	32
37	Yale.....	19

Nickname: Crimson
Colors: Crimson, Black & White
Stadium: Harvard
Capacity: 30,898; Year Built: 1903
AD: Robert L. Scalise
SID: Chuck Sullivan

HAWAII
Honolulu, HI 96822-2370.....IA

Coach: June Jones, Portland St. 1977

2003 RESULTS (9-5)

40	Appalachian St. n.....	17
32	Southern California.....	61
22	UNLV.....	33
41	Rice n.....	21
16	Tulsa.....	27
55	Fresno St. n.....	28
44	Louisiana Tech.....	41
31	UTEP n.....	15
13	San Jose St.....	10
14	Nevada.....	24
59	Army n.....	28
37	Alabama n.....	29
28	Boise St. n.....	45
54	Houston *.....	48

Nickname: Warriors
Colors: Green, Black, Silver & White
Stadium: Aloha
Capacity: 50,000; Year Built: 1975
AD: Herman R. Frazier
SID: Lois Manin

HEIDELBERG
Tiffin, OH 44883-2462III

Coach: Brian Cochran, John Carroll 1990

2003 RESULTS (1-9)

10	Adrian.....	14
14	Muskingum n.....	45
6	Baldwin-Wallace.....	48
21	Marietta n.....	13
13	Mount Union n.....	68
10	Capital.....	56
14	John Carroll n.....	42
2	Otterbein.....	51
13	Wilmington (Ohio) n.....	19
0	Ohio Northern.....	33

Nickname: Berg
Colors: Red, Orange & Black
Stadium: Frost-Kalnow
Capacity: 7,500; Year Built: 1941
AD: Jerry McDonald
SID: Aaron Chimenti

HENDERSON ST.
Arkadelphia, AR 71999-0001II

Coach: Jesse Branch, Arkansas 1964

2003 RESULTS (4-7)

0	McNeese St.....	42
41	Southeastern La. n.....	35
28	Central Ark.....	23
35	West Ga. n.....	38
16	Arkansas Tech.....	13

41 West Ala. n.....	36
33 Harding.....	34
14 Delta St. n.....	41
17 Ouachita Baptist.....	35
50 Ark.-Monticello n.....	55
14 Southern Ark.....	53

Nickname: Reddies
 Colors: Red & Gray
 Stadium: Carpenter-Haygood
 Capacity: 9,600; Year Built: 1968
 AD: Sam Goodwin
 SID: Matthew Bonnette

HILLSDALE

Hillsdale, MI 49242-1298.....II

Coach: Keith Otterbein, Hillsdale 1979

2003 RESULTS (4-7)

20 Ferris St. n.....	25
10 Indianapolis.....	31
24 Ashland.....	21
24 Grand Valley St. n.....	37
27 Northern Mich. n.....	20
49 Wayne St. (Mich.).....	26
31 Northwood n.....	34
28 Michigan Tech.....	47
22 Saginaw Valley n.....	31
9 Findlay.....	17
35 Mercyhurst n.....	19

Nickname: Chargers
 Colors: Royal Blue & White
 Stadium: Frank "Muddy" Waters Field
 Capacity: 8,500; Year Built: 1982
 AD: Michael J. Kovalchik
 SID: Dennis Worden

HIRAM

Hiram, OH 44234-0067.....III

Coach: Mike Meyer, Hanover 1985

2003 RESULTS (1-9)

20 Grove City.....	68
20 Bluffton n.....	35
6 Carnegie Mellon.....	59
12 Oberlin n.....	24
14 Allegheny n.....	37
0 Wittenberg.....	66
34 Kenyon n.....	7
8 Denison.....	17
0 Wabash.....	81
24 Earlham n.....	28

Nickname: Terriers
 Colors: Blue and Red
 Stadium: Charles Henry Field
 Capacity: 2,000; Year Built: 1961
 AD: Thomas E. Mulligan
 SID: Jason Tirotta

HOBART

Geneva, NY 14456.....III

Coach: Mike Cragg, Slippery Rock 1983

2003 RESULTS (6-4)

16 Dickinson.....	17
35 Union (N.Y.) n.....	3
28 St. Lawrence.....	10
13 Rochester n.....	17
28 Frank. & Marsh. n.....	20
20 Alfred.....	12
7 Ithaca.....	14
12 St. John Fisher n.....	20
43 Rensselaer.....	25
34 Norwich n.....	18

Nickname: Statesmen
 Colors: Royal Purple and Orange
 Stadium: Boswell Field
 Capacity: 4,500; Year Built: 1975
 AD: Michael J. Hanna
 SID: Kenneth DeBolt

HOFSTRA

Hempstead, NY 11549.....I-AA

Coach: Joe Gardi, Maryland 1960

2003 RESULTS (2-10)

21 Marshall.....	45
21 Maine n.....	44
23 Elon n.....	25
20 James Madison.....	23
14 Delaware n.....	24
24 Northeastern n.....	14
22 Massachusetts.....	27
17 New Hampshire n.....	38
9 William & Mary.....	23
34 Villanova n.....	32
0 Rhode Island.....	24
42 Liberty.....	49

Nickname: Pride
 Colors: Gold, White and Blue
 Stadium: James M. Stuart Stadium
 Capacity: 15,000; Year Built: 1963
 AD: Harry H. Royle
 SID: Jim Sheehan

HOLY CROSS

Worcester, MA 01610-2395.....I-AA

Coach: Dan Allen, Hanover 1978

2003 RESULTS (1-11)

20 Lehigh.....	38
42 Georgetown n.....	34
23 Harvard n.....	43
45 San Diego.....	46
16 Yale n.....	41
13 Towson.....	30
20 Dartmouth n.....	24
23 Florida Int'l.....	34
31 Bucknell.....	53
28 Fordham.....	49
13 Lafayette n.....	41
38 Colgate n.....	45

Nickname: Crusaders
 Colors: Royal Purple
 Stadium: Fitton Field
 Capacity: 23,500; Year Built: 1924
 AD: Richard M. Regan Jr.
 SID: Larry Napolitano

HOPE

Holland, MI 49422-9000.....III

Coach: Dean Kreps, Monmouth (Ill.) 1984

2003 RESULTS (7-4)

36 Wooster.....	45
26 DePauw n.....	14
26 Wheaton (Ill.).....	43
21 Alma n.....	0
21 Kalamazoo.....	18
33 Adrian n.....	7
44 Tri-State.....	21
28 Wis. Lutheran n.....	17
56 Olivet.....	37
27 Albion.....	28
45 Wheaton (Ill.).....	55

Nickname: Flying Dutchmen
 Colors: Blue & Orange
 Stadium: Holland Municipal
 Capacity: 5,322; Year Built: 1979
 AD: Raymond E. Smith
 SID: Tom Renner

HOUSTON

Houston, TX 77204.....I-A

Coach: Dana Dimel, Kansas St. 1986

2003 RESULTS (7-6)

48 Rice n.....	14
3 Michigan.....	50
21 La-Lafayette.....	14

42 Mississippi St. n.....	35
27 East Caro.....	13
45 Tulane.....	42
14 Memphis n.....	45
55 TCU n.....	62
10 Southern Miss. n.....	31
34 Army.....	14
45 Louisville.....	66
56 UAB n.....	28
48 Hawaii *.....	54

Nickname: Cougars
 Colors: Scarlet & White with Navy Trim
 Stadium: John O'Quinn/Robertson
 Capacity: 31,784; Year Built: 1942
 AD: Dave Maggard
 SID: Chris Burkhalter

HOWARD

Washington, DC 20059.....I-AA

Coach: Rayford Petty, Elon 1979

2003 RESULTS (4-7)

20 Texas Southern.....	27
14 Hampton n.....	17
7 Akron.....	65
48 Savannah St.....	3
16 Florida A&M n.....	14
12 Morgan St.....	33
7 N.C. A&T.....	27
42 Norfolk St.....	28
14 South Carolina St. n.....	24
7 Bethune-Cookman n.....	21
21 Delaware St.....	6

Nickname: Bison
 Colors: Blue, White & Red
 Stadium: Greene
 Capacity: 8,890; Year Built: 1986
 AD: Sondra Norrell-Thomas
 SID: Edward Hill

HOWARD PAYNE

Brownwood, TX 76801.....III

Coach: Vance Gibson, Austin 1979

2003 RESULTS (6-4)

0 Wis.-La Crosse.....	42
31 Mississippi Col.....	13
21 East Tex. Baptist.....	24
58 Sul Ross St. n.....	21
35 Hardin-Simmons.....	37
0 Mary Hardin-Baylor n.....	31
28 McMurry.....	16
42 Austin n.....	0
49 Texas Lutheran.....	24
70 Louisiana Col. n.....	21

Nickname: Yellow Jackets
 Colors: Gold & Blue
 Stadium: Gordon Wood
 Capacity: 7,600; Year Built: 1962
 AD: Vance Gibson
 SID: Nadir Dalleh

HUMBOLDT ST.

Arcata, CA 95521-8299.....II

Coach: Doug Adkins, Central Wash. 1970

2003 RESULTS (3-7)

22 Western Ore. n.....	23
20 St. Mary's (Cal.).....	6
31 Southern Ore. n.....	10
21 Azusa Pacific n.....	7
16 Central Wash.....	21
21 Southern Ore.....	40
20 Western Wash. n.....	34
20 Western Ore.....	24
6 South Dakota St.....	47
21 Cal Poly.....	56

Nickname: Lumberjacks
 Colors: Green & Gold

Stadium: Redwood Bowl
Capacity: 7,000; Year Built: 1946
AD: Dan Colten
SID: Dan Pambianco

HUNTINGDON

Montgomery, AL 36106III

Coach: Mike Turk, Troy St. 1987
First year of varsity football in 2004

Nickname: Hawks
Colors: Scarlet & Pearl Gray
AD: Buzz Phillips
SID: Tom Roberts

IDAHO

Moscow, ID 83843-2302I-A

Coach: Tom Cable, Idaho 1986

2003 RESULTS (3-9)

0	Washington St. *	25
5	Eastern Wash. n	8
10	Boise St. n	24
14	Washington	45
28	Montana	41
35	New Mexico St.	31
14	North Texas n	24
21	Middle Tenn. n	28
20	La-Lafayette	31
23	Arkansas St.	24
58	La-Monroe	20
20	Utah St. n	13

Nickname: Vandals
Colors: Silver & Gold
Stadium: Kibbie Dome
Capacity: 16,000; Year Built: 1975
AD: Robert Spear
SID: Becky Paull

IDAHO ST.

Pocatello, ID 83209-8173I-AA

Coach: Larry Lewis, Boise St. 1981

2003 RESULTS (8-4)

54	Western Mont. n	20
0	Boise St.	62
42	Northern Colo. n	33
21	Sacramento St.	47
55	Eastern Wash. n	52
23	Montana St.	17
43	Montana n	40
30	Portland St. n	20
31	Northern Ariz.	46
38	Cal Poly	31
36	Southern Utah n	17
21	Weber St.	38

Nickname: Bengals
Colors: Orange & Black
Stadium: Holt Arena
Capacity: 12,000; Year Built: 1970
AD: Jim Senter
SID: Frank Mercogliano

ILLINOIS

Champaign, IL 61820I-A

Coach: Ron Turner, Pacific 1977

2003 RESULTS (1-11)

15	Missouri *	22
49	Illinois St. n	22
3	UCLA	6
24	California n	31
20	Wisconsin n	38
10	Purdue	43
14	Michigan St. n	49

14	Michigan	56
10	Minnesota n	36
10	Iowa	41
14	Indiana	17
20	Northwestern n	37

Nickname: Fighting Illini
Colors: Orange & Blue
Stadium: Memorial
Capacity: 69,249; Year Built: 1923
AD: Ronald E. Guenther
SID: Kent Brown

ILLINOIS COL.

Jacksonville, IL 62650-2299III

Coach: Aaron Keen, Washington-St. Louis 1995

2003 RESULTS (4-6)

26	Blackburn	0
22	Lawrence	12
41	Carroll (Wis.) n	14
10	Grinnell	0
7	St. Norbert n	54
12	Ripon	22
9	Lake Forest n	21
21	Monmouth (Ill.)	41
13	Knox n	28
28	Beloit n	35

Nickname: Blueboys
Colors: Blue & White
Stadium: England Field
Capacity: 2,500; Year Built: 1960
AD: Gale F. Vaughn
SID: James T. Murphy

ILLINOIS ST.

Normal, IL 61790-2660I-AA

Coach: Denver Johnson, Tulsa 1981

2003 RESULTS (6-6)

27	Drake n	13
22	Illinois	49
49	Truman n	6
21	Eastern Ill.	14
10	Fla. Atlantic n	28
7	Northern Iowa n	16
17	Southern Ill.	45
24	Western Ky. n	27
35	Youngstown St.	25
20	Western Ill. n	24
48	Southwest Mo. St.	43
38	Indiana St. n	3

Nickname: Redbirds
Colors: Red & White
Stadium: Hancock
Capacity: 15,000; Year Built: 1967
AD: Perk Weisenburger
SID: Todd Kober

ILL. WESLEYAN

Bloomington, IL 61702-2900III

Coach: Norm Eash, Ill. Wesleyan 1975

2003 RESULTS (5-5)

12	Wis.-La Crosse n	22
24	Washington-St. Louis	21
30	Chicago n	21
27	North Park n	7
17	Augustana (Ill.) n	20
16	North Central	20
17	Wheaton (Ill.)	26
21	Carthage n	20
20	Elmhurst	40
49	Millikin n	31

Nickname: Titans
Colors: Green & White
Stadium: Illinois Wesleyan
Capacity: 3,500; Year Built: 1893
AD: Dennis Bridges
SID: Stew Salowitz

INDIANA

Bloomington, IN 47408-1590I-A

Coach: Gerry DiNardo, Notre Dame 1975

2003 RESULTS (2-10)

10	Connecticut	34
13	Washington	38
33	Indiana St. n	3
17	Kentucky n	34
17	Michigan	31
3	Michigan St.	31
31	Northwestern n	37
6	Ohio St. n	35
7	Minnesota	55
17	Illinois n	14
7	Penn St.	52
16	Purdue n	24

Nickname: Hoosiers
Colors: Cream & Crimson
Stadium: Memorial
Capacity: 52,354; Year Built: 1960
AD: J. Terry Clapacs
SID: Pete Rhoda

INDIANA (PA.)

Indiana, PA 15705-1077II

Coach: Frank Cignetti, Indiana (Pa.) 1960

2003 RESULTS (10-1)

28	Neb.-Omaha n	26
42	West Va. Tech n	0
28	New Haven	7
35	Millersville n	13
24	Clarion	20
20	Edinboro n	28
14	California (Pa.)	7
45	Lock Haven	20
18	Shippensburg n	7
27	Slippery Rock n	14
42	Bloomsburg	40

Nickname: Indians
Colors: Crimson & Gray
Stadium: Miller
Capacity: 6,500; Year Built: 1962
AD: Frank J. Condino
SID: Mike Hoffman

INDIANA ST.

Terre Haute, IN 47809I-AA

Coach: Tim McGuire, Nebraska 1975

2003 RESULTS (3-9)

7	Ball St.	31
13	Florida Int'l n	10
3	Indiana	33
17	Murray St.	10
23	Eastern Ill. n	7
14	Southern Ill. n	37
14	Northern Iowa	22
24	Youngstown St. n	30
14	Western Ky. n	59
10	Southwest Mo. St.	45
28	Western Ill. n	34
3	Illinois St.	38

Nickname: Sycamores
Colors: Royal Blue & White
Stadium: Memorial
Capacity: 12,764; Year Built: 1970
AD: Andrea Myers
SID: Ace Hunt

INDIANAPOLIS

Indianapolis, IN 46227-3697II

Coach: Joe Polizzi, Hillsdale 1976

2003 RESULTS (6-5)

44	St. Joseph's (Ind.)	7
31	Hillsdale n	10
59	Michigan Tech n	52
17	Northern Mich.	49

3	Saginaw Valley n	55
7	Northwood	52
22	Findlay n	19
24	Mercyhurst	27
35	Ashland	24
10	Grand Valley St. n	53
35	Ferris St.	20

Nickname: Greyhounds
 Colors: Crimson & Grey
 Stadium: Key
 Capacity: 5,500; Year Built: 1971
 AD: Sue Willey
 SID: Joe Gentry

IONA

New Rochelle, NY 10801I-AA

Coach: Fred Mariani, St. Joseph's (Ind.) 1974

2003 RESULTS (6-5)

19	Siena	14
17	Wagner n	34
29	Pace n	22
21	Montclair St.	23
7	Monmouth	30
29	Duquesne n	42
38	Marist n	21
38	Sacred Heart n	31
26	La Salle	20
23	St. Peter's	7
20	Stony Brook n	31

Nickname: Gaels
 Colors: Maroon & Gold
 Stadium: Mazzella Field
 Capacity: 1,200; Year Built: 1989
 AD: Shawn Brennan
 SID: Mike Laprey

IOWA

Iowa City, IA 52242I-A

Coach: Kirk Ferentz, Connecticut 1978

2003 RESULTS (10-3)

21	Miami (Ohio) n	3
56	Buffalo n	7
40	Iowa St.	21
21	Arizona St. n	2
10	Michigan St.	20
30	Michigan n	27
10	Ohio St.	19
26	Penn St. n	14
41	Illinois n	10
14	Purdue	27
40	Minnesota n	22
27	Wisconsin	21
37	Florida *	17

Nickname: Hawkeyes
 Colors: Old Gold & Black
 Stadium: Kinnick
 Capacity: 70,397; Year Built: 1929
 AD: Robert A. Bowlsby
 SID: Phil Haddy

IOWA ST.

Ames, IA 50011I-A

Coach: Dan McCarney, Iowa 1975

2003 RESULTS (2-10)

17	Northern Iowa n	10
48	Ohio n	20
21	Iowa n	40
16	Northern Ill.	24
7	Oklahoma n	53
21	Texas Tech	52
19	Texas n	40
0	Nebraska	28
7	Missouri	45
0	Kansas St. n	45
10	Colorado n	44
7	Kansas	36

Nickname: Cyclones
 Colors: Cardinal & Gold

Stadium: Jack Trice
 Capacity: 45,814; Year Built: 1975
 AD: Bruce Van De Velde
 SID: Tom Kroeschell

ITHACA

Ithaca, NY 14850III

Coach: Michael Welch, Ithaca 1973

2003 RESULTS (10-3)

30	Alfred n	0
19	Hartwick	18
20	St. John Fisher n	19
22	Springfield	51
55	St. Lawrence	13
31	Brockport St. n	10
49	Utica n	0
14	Hobart n	7
40	Buffalo St.	14
15	Cortland St. n	16
14	Brockport St.	9
33	Montclair St.	13
16	Rensselaer	21

Nickname: Bombers
 Colors: Blue & Gold
 Stadium: Butterfield
 Capacity: 5,000; Year Built: 1958
 AD: Ken Kutler
 SID: Mike Warwick

JACKSON ST.

Jackson, MS 39217I-AA

Coach: James Bell, Central Ark. 1981

2003 RESULTS (2-10)

7	Northwestern St.	23
7	N.C. A&T n	10
14	Tennessee St. *	44
28	Texas Southern	21
21	Mississippi Val.	17
14	Florida A&M *	28
20	Alabama St. n	27
20	Southern U. n	30
17	Grambling n	24
14	Ark-Pine Bluff n	16
14	Alabama A&M	49
25	Alcorn St. *	49

Nickname: Tigers
 Colors: Royal Blue & White
 Stadium: Mississippi Memorial
 Capacity: 62,512; Year Built: 1949
 AD: Roy E. Culberson
 SID: Deidre Bell Jones

JACKSONVILLE

Jacksonville, FL 32211-3394I-AA

Coach: Steve Gilbert, West Chester 1979

2003 RESULTS (5-6)

0	Lenoir-Rhyne	24
42	Wingate n	38
14	Coastal Caro. n	9
34	Valparaiso n	27
34	Drake	40
29	Davidson n	37
30	Austin Peay	0
16	Morehead St. n	20
12	Florida Int'l	55
23	Southeastern La.	43
34	Webber n	14

Nickname: Dolphins
 Colors: Green & White
 Stadium: Milne Field
 Capacity: 5,000; Year Built: 1997
 AD: John Balog
 SID: Jamie Zeitz

JACKSONVILLE ST.

Jacksonville, AL 36265-1602I-AA

Coach: Jack Crowe, UAB 1970

2003 RESULTS (8-4)

9	Alabama A&M	3
16	North Ala. n	28
6	Kansas	41
49	Eastern Ky. n	14
17	Murray St.	23
34	Tenn.-Martin n	24
34	Tennessee St.	7
37	Tennessee Tech n	20
49	Samford	32
36	Eastern Ill. n	24
22	Southeast Mo. St.	17
7	Western Ky.	45

Nickname: Gamecocks
 Colors: Red & White
 Stadium: Paul Snow
 Capacity: 15,000; Year Built: 1947
 AD: Jim Fuller
 SID: Greg Seitz

JAMES MADISON

Harrisonburg, VA 22807I-AA

Coach: Mickey Matthews, West Texas A&M 1976

2003 RESULTS (6-6)

48	Liberty n	6
0	Virginia Tech	43
23	Hofstra n	20
26	Massachusetts	31
14	Villanova	38
34	Richmond n	14
24	William & Mary	17
13	Maine	20
39	Rhode Island n	27
17	New Hampshire	20
45	Charleston So. n	7
24	Northeastern n	41

Nickname: Dukes
 Colors: Purple & Gold
 Stadium: Bridgeforth
 Capacity: 12,500; Year Built: 1974
 AD: Jeffrey T. Bourne
 SID: Gary Michael

JOHN CARROLL

University Hgts., OH 44118-4581III

Coach: Regis Scafe, Case Reserve 1971

2003 RESULTS (7-3)

42	Thiel n	0
31	Wilmington (Ohio)	13
28	Ohio Northern n	23
0	Baldwin-Wallace	36
42	Marietta	13
16	Mount Union n	34
42	Heidelberg	14
21	Muskingum n	6
14	Otterbein n	0
14	Capital	17

Nickname: Blue Streaks
 Colors: Blue & Gold
 Stadium: Don Shula Stadium at Wasmer Field
 Capacity: 5,000; Year Built: 2003
 AD: Gretchen Weitbrecht
 SID: Chris Wenzler

JOHNS HOPKINS

Baltimore, MD 21218-2684III

Coach: Jim Margraff, Johns Hopkins 1982

2003 RESULTS (10-1)

27	Rochester	9
36	Wash. & Lee n	7
24	Randolph-Macon n	0
21	Carnegie Mellon	0
30	Dickinson	0

37 Frank. & Marsh. n.....	14
27 Gettysburg n.....	7
6 Muhlenberg.....	14
49 Ursinus n.....	10
17 McDaniel.....	3
41 King's (Pa.) n.....	13

Nickname: Blue Jays
 Colors: Columbia Blue & Black
 Stadium: Homewood Field
 Capacity: 8,500; Year Built: 1906
 AD: Thomas P. Calder
 SID: Ernie Larossa

JOHNSON SMITH

Charlotte, NC 28216II

Coach: Timothy Harkness, Johnson Smith 1977

2003 RESULTS (1-9)

0 Shaw n.....	34
0 Western Caro.....	45
28 Charleston (W.V.).....	58
21 Morehouse n.....	39
0 Bowie St. n.....	23
20 Livingstone n.....	18
10 St. Augustine's.....	44
26 Fayetteville St.....	30
0 Winston-Salem.....	38
7 N.C. Central n.....	48

Nickname: Golden Bulls
 Colors: Gold & Blue
 Stadium: Memorial
 Capacity: 26,000; Year Built: 1990
 AD: NA
 SID: Kristene Brathwaite

JUNIATA

Huntingdon, PA 16652III

Coach: Kevin Burke, Gettysburg 1990

2003 RESULTS (3-7)

11 Dickinson n.....	28
21 Moravian.....	14
18 Delaware Valley n.....	23
14 Susquehanna.....	45
48 Lebanon Valley n.....	38
31 Albright.....	49
7 Wilkes n.....	44
14 Lycoming n.....	28
16 King's (Pa.).....	41
20 FDU-Florham.....	7

Nickname: Eagles
 Colors: Yale Blue & Old Gold
 Stadium: Chuck Knox
 Capacity: 3,000; Year Built: 1988
 AD: Lawrence R. Bock
 SID: Joel Cookson

KALAMAZOO

Kalamazoo, MI 49006-3295.....III

Coach: Tim Rogers, Beloit 1988

2003 RESULTS (6-4)

28 Wabash n.....	21
54 Kenyon n.....	7
21 Mt. St. Joseph.....	7
20 Tri-State.....	13
18 Hope n.....	21
35 Olivet.....	24
9 Albion.....	23
23 Alma n.....	24
13 Wis. Lutheran n.....	24
27 Adrian.....	21

Nickname: Hornets
 Colors: Orange & Black
 Stadium: Angell Field
 Capacity: 3,000; Year Built: 1946
 AD: Timon Corwin
 SID: Steve Wideen

KANSAS

Lawrence, KS 66045-8881IA

Coach: Mark Mangino, Youngstown St. 1987

2003 RESULTS (6-7)

20 Northwestern n.....	28
46 UNLV n.....	24
42 Wyoming.....	35
41 Jacksonville St. n.....	6
35 Missouri n.....	14
47 Colorado.....	50
28 Baylor n.....	21
6 Kansas St.....	42
33 Texas A&M.....	45
3 Nebraska n.....	24
21 Oklahoma St.....	44
36 Iowa St. n.....	7
26 North Carolina St. *.....	56

Nickname: Jayhawks
 Colors: Crimson & Blue
 Stadium: Memorial
 Capacity: 50,250; Year Built: 1921
 AD: Lew Perkins
 SID: Mason Logan

KANSAS ST.

Manhattan, KS 66502-3355IA

Coach: Bill Snyder, William Jewell 1962

2003 RESULTS (11-4)

42 California *.....	28
41 Troy St. n.....	5
55 McNeese St. n.....	14
38 Massachusetts n.....	7
20 Marshall n.....	27
20 Texas.....	24
34 Oklahoma St.....	38
49 Colorado n.....	20
42 Kansas n.....	6
38 Baylor n.....	10
45 Iowa St.....	0
38 Nebraska.....	9
24 Missouri n.....	14
35 Oklahoma *.....	7
28 Ohio St. *.....	35

Nickname: Wildcats
 Colors: Purple & White
 Stadium: KSU Stadium
 Capacity: 51,000; Year Built: 1968
 AD: Tim Weiser
 SID: Garry Bowman

KEAN

Union, NJ 07083.....III

Coach: Charlie Cocuzza, Upsala 1963

2003 RESULTS (1-9)

7 Shenandoah.....	34
7 Brockport St. n.....	37
20 Cortland St. n.....	23
0 Wesley.....	31
14 Wm. Paterson n.....	7
0 Montclair St.....	9
0 Salisbury n.....	21
19 Rowan.....	32
12 Western Conn. St.....	28
0 TCNJ n.....	29

Nickname: Cougars
 Colors: Blue & Silver
 Stadium: Kean Alumni
 Capacity: 2,750; Year Built: 1998
 AD: Glenn Hedden
 SID: Jack McKiernan

KENT ST.

Kent, OH 44242-0001IA

Coach: Dean Pees, Bowling Green 1971

2003 RESULTS (5-7)

41 Akron.....	38
3 Pittsburgh.....	43
16 Youngstown St. n.....	13
10 Penn St.....	32
36 UCF n.....	16
17 Ball St. n.....	34
33 Marshall.....	49
31 Connecticut n.....	34
30 Miami (Ohio) n.....	38
37 Ohio.....	33
33 Bowling Green.....	42
34 Buffalo n.....	24

Nickname: Golden Flashes
 Colors: Navy Blue & Gold
 Stadium: Dix
 Capacity: 30,520; Year Built: 1969
 AD: Laing E. Kennedy
 SID: Jeff Schaefer

KENTUCKY

Lexington, KY 40506-0033IA

Coach: Rich Brooks, Oregon St. 1963

2003 RESULTS (4-8)

24 Louisville n.....	40
37 Murray St. n.....	6
17 Alabama.....	27
34 Indiana.....	17
21 Florida n.....	24
21 South Carolina.....	27
35 Ohio n.....	14
42 Mississippi St. n.....	17
63 Arkansas n.....	71
17 Vanderbilt.....	28
10 Georgia.....	30
7 Tennessee n.....	20

Nickname: Wildcats
 Colors: Blue & White
 Stadium: Commonwealth
 Capacity: 67,530; Year Built: 1973
 AD: Mitch S. Barnhart
 SID: Tony Neely

KENTUCKY ST.

Frankfort, KY 40601II

Coach: Donald Smith, Western Ky. 1992

2003 RESULTS (7-4)

45 Allen *.....	0
35 Clark Atlanta.....	18
9 Ark.-Pine Bluff *.....	36
24 Morehouse.....	23
37 Lane.....	7
18 Stillman n.....	47
31 Benedict.....	19
30 Miles n.....	22
14 Tuskegee.....	16
19 Albany St. (Ga.).....	13
10 Fort Valley St. n.....	13

Nickname: Thorobreds
 Colors: Green & Gold
 Stadium: Alumni Field
 Capacity: 6,000; Year Built: 1978
 AD: Curtis Campbell
 SID: Ron Braden

KY. WESLEYAN

Owensboro, KY 42302-1039II

Coach: Brent Holsclaw, Ky. Wesleyan 1993

2003 RESULTS (1-9)

14 Lambuth n.....	38
7 Southwest Baptist n.....	48
16 Union (Ky.) n.....	36

7 Liberty	47
10 Austin Peay	50
21 St. Joseph's (Ind.)	57
33 Webber n	30
14 Campbellsville	46
0 Thomas More	37
10 North Greenville n	41

Nickname: Panthers
 Colors: Purple & White
 Stadium: Panther Stadium
 Capacity: 1,200; Year Built: 2004
 AD: Larry E. Moore
 SID: Roy Pickerill

KENYON

Gambier, OH 43022-9223.....III

Coach: Ted Stanley, Grinnell 1993

2003 RESULTS (2-8)

7 Centre n	35
27 Bethany (W.V.) n	17
7 Kalamazoo	54
20 Macalester *	17
10 Earlham	35
7 Denison n	55
6 Oberlin	9
7 Hiram	34
28 Ohio Wesleyan n	42
28 Thiel n	31

Nickname: Lords
 Colors: Purple & White
 Stadium: McBride Field
 Capacity: 2,500; Year Built: 1962
 AD: Peter Smith
 SID: Marty Fuller

KING'S (PA.)

Wilkes-Barre, PA 18711-0801.....III

Coach: Richard Mannello, Springfield 1983

2003 RESULTS (7-4)

21 Hartwick	14
21 Lycoming	31
34 FDU-Florham n	7
24 Widener	27
27 Moravian n	19
35 Delaware Valley	23
44 Lebanon Valley n	31
42 Susquehanna	19
41 Juniata n	16
0 Wilkes	37
13 Johns Hopkins	41

Nickname: Monarchs
 Colors: Red & Gold
 Stadium: Robert L. Betzler Fields
 Capacity: 3,000; Year Built: 1993
 AD: Tom Baker
 SID: Bob Ziadie

KNOX

Galesburg, IL 61401-4999.....III

Coach: Andy Gibbons, Culver Stockton 1990

2003 RESULTS (4-6)

28 Eureka	12
28 Carroll (Wis.)	7
27 Ripon n	31
0 St. Norbert	24
12 Lake Forest n	13
42 Grinnell n	39
26 Beloit	29
28 Illinois Col.	13
8 Monmouth (Ill.) n	39
20 Lawrence n	21

Nickname: Prairie Fire
 Colors: Purple & Gold
 Stadium: Knox Bowl
 Capacity: 6,000; Year Built: 1968
 AD: Dan Calandro
 SID: Kevin Walden

KUTZTOWN

Kutztown, PA 19530-0721.....II

Coach: David Keeny, Kutztown 1983

2003 RESULTS (6-5)

7 Lock Haven n	3
12 Shippensburg	35
20 Clarion	19
17 West Chester n	16
24 Mansfield	45
28 Bloomsburg	35
17 Millersville n	0
3 Edinboro n	56
33 Cheyney	6
33 East Stroudsburg n	34
34 Virginia St.	6

Nickname: Golden Bears
 Colors: Maroon & Gold
 Stadium: University Field
 Capacity: 5,600; Year Built: 1987
 AD: Clark Yeager
 SID: Josh Leiboff

LA SALLE

Philadelphia, PA 19141-1199.....I-AA

Coach: Archie Stalcup, Rowan 1967

2003 RESULTS (3-8)

6 Wagner	10
28 TCNJ	27
14 Duquesne	62
27 St. Francis (Pa.) n	33
33 Marist	31
31 Catholic n	32
0 Monmouth n	50
20 Iona n	26
34 Siena	7
20 St. Peter's n	38
20 Geneva n	37

Nickname: Explorers
 Colors: Blue & Gold
 Stadium: McCarthy
 Capacity: 7,500; Year Built: 1936
 AD: Thomas M. Brennan
 SID: Kale Beers

LA VERNE

La Verne, CA 91750-4443.....III

Coach: Don Morel, La Verne 1987

2003 RESULTS (1-8)

23 Pomona-Pitzer	26
7 San Diego	45
13 Cal Lutheran n	28
17 Claremont-MS n	31
12 Redlands	24
0 Azusa Pacific	42
14 Whittier n	21
49 Chapman n	44
7 Occidental	35

Nickname: Leopards, Leos
 Colors: Orange & Green
 Stadium: Ortmayer
 Capacity: 1,500; Year Built: 1991
 AD: Christopher M. Ragsdale
 SID: Will Darity

LAFAYETTE

Easton, PA 18042.....I-AA

Coach: Frank Tavani, Lebanon Valley 1975

2003 RESULTS (5-6)

49 Marist n	0
13 Towson	19
28 Princeton n	13
10 Georgetown n	17
41 Columbia n	27
27 Harvard	34
30 Fordham n	32

31 Colgate n	47
35 Bucknell n	17
10 Lehigh	30
41 Holy Cross	13

Nickname: Leopards
 Colors: Maroon & White
 Stadium: Fisher Field
 Capacity: 13,750; Year Built: 1926
 AD: Bruce McCutcheon
 SID: Phil LaBella

LAKE FOREST

Lake Forest, IL 60045.....III

Coach: Chad Eisele, Knox 1990

2003 RESULTS (7-3)

33 Concordia (Ill.)	21
28 Grinnell	7
20 Beloit n	16
14 Monmouth (Ill.) n	21
13 Knox	12
21 Illinois Col.	9
7 Carroll (Wis.) n	13
43 Lawrence	6
6 St. Norbert n	20
30 Ripon	27

Nickname: Foresters
 Colors: Red & Black
 Stadium: Farwell Field
 Capacity: 2,000
 AD: Jackie A. Slaats
 SID: Mike Wajerski

LAKELAND

Sheboygan, WI 53082-0359.....III

Coach: Jim Zebrowski, Mount Union 1991

2003 RESULTS (8-2)

30 Tri-State n	13
17 Carthage	16
23 Wis.-Oshkosh	26
51 Eureka n	0
53 MacMurray n	7
20 Concordia (Wis.)	41
49 Concordia (Ill.) n	7
34 Aurora n	10
63 Greenville	13
61 Benedictine (Ill.)	34

Nickname: Muskies
 Colors: Navy & Gold
 Stadium: Taylor Field
 Capacity: 1,500; Year Built: 1958
 AD: Jane Bouche
 SID: John Weber

LANE

Jackson, TN 38301-4598.....II

Coach: Miles Brandon, Ohio 1987

2003 RESULTS (2-9)

12 Virginia Union *	6
10 Fort Valley St.	34
13 Lincoln (Mo.) n	22
7 Albany St. (Ga.) n	52
38 Clark Atlanta	36
7 Kentucky St. n	37
8 Miles	44
8 Morehouse n	35
8 Tuskegee n	12
13 Stillman	16
18 Benedict	23

Nickname: Dragons
 Colors: Cardinal Red & Royal Blue
 Stadium: Rothrock
 Capacity: 3,500; Year Built: 1930
 AD: J.L. Perry
 SID: Anthony Sawyer

LAWRENCE
Appleton, WI 54912-0599III

Coach: Dave Brown, Coe 1985

2003 RESULTS (3-7)

12 Illinois Col. n	22
25 Macalester	30
28 Carroll (Wis.) n	26
19 Beloit	14
24 St. Norbert n	28
14 Monmouth (Ill.)	50
47 Grinnell n	48
6 Lake Forest n	43
13 Ripon	14
21 Knox	20

Nickname: Vikings
Colors: Blue & White
Stadium: Banta Bowl
Capacity: 5,255; Year Built: 1965
AD: Kimberly N. Tatro
SID: Joe Vanden Acker

LEBANON VALLEY
Annville, PA 17003-1400III

Coach: Mike Silecchia, Mansfield 1978

2003 RESULTS (1-9)

7 Gettysburg	52
14 FDU-Florham n	0
17 Widener n	74
7 Moravian	42
24 Delaware Valley n	36
38 Juniata	48
31 King's (Pa.)	44
7 Wilkes n	49
33 Susquehanna n	49
21 Albright	37

Nickname: Flying Dutchmen
Colors: Blue, White & Red
Stadium: Arnold Field
Capacity: 4,000; Year Built: 1969
AD: Kathleen Tierney
SID: Braden Snyder

LEHIGH
Bethlehem, PA 18015-3089IAA

Coach: Pete Lembo, Georgetown 1992

2003 RESULTS (8-3)

38 Holy Cross n	20
23 Fordham n	16
28 Princeton	13
24 Pennsylvania n	31
17 Connecticut	35
35 St. Mary's (Cal.) n	7
45 Georgetown	24
35 Towson n	3
10 Colgate	17
45 Bucknell	9
30 Lafayette n	10

Nickname: Mountain Hawks
Colors: Brown & White
Stadium: Goodman
Capacity: 16,000; Year Built: 1988
AD: Joseph D. Sterrett
SID: Jeff Tourial

LENOIR-RHYNE
Hickory, NC 28603II

Coach: Wayne Hicks, Jacksonville St. 1984

2003 RESULTS (3-8)

0 East Stroudsburg	58
24 Jacksonvill n	0
9 West Va. Wesleyan n	29
27 Concord	21

7 Newberry	10
14 Wingate	38
13 Mars Hill n	7
7 Presbyterian n	42
34 Carson-Newman	56
23 Tusculum n	28
18 Catawba	26

Nickname: Bears
Colors: Red (PMS 201) & Black
Stadium: Moretz
Capacity: 8,500; Year Built: 1923
AD: Neill McGeachy
SID: John Karrs

LEWIS & CLARK
Portland, OR 97219-7899III

Coach: Mike Fanger, Lewis & Clark 1992

2003 RESULTS (3-6)

49 Macalester	20
30 Occidental n	43
25 Puget Sound n	23
42 Colorado Col. n	37
21 Chapman	30
7 Pacific Lutheran	48
0 Linfield	55
7 Willamette n	59
0 Whitworth	35

Nickname: Pioneers
Colors: Orange & Black
Stadium: Griswold
Capacity: 3,600; Year Built: 1953
AD: Steve Wallo
SID: Melissa Dudek

LIBERTY
Lynchburg, VA 24502-2269IAA

Coach: Ken Karcher, Tulane 1986

2003 RESULTS (6-6)

6 James Madison	48
3 Toledo	49
3 Bowling Green	62
47 Ky. Wesleyan n	7
3 Youngstown St. n	34
31 VMI n	28
17 Gardner-Webb	27
23 East Tenn. St.	33
17 Charleston So.	6
69 Norfolk St. n	21
38 Coastal Caro. n	21
49 Hofstra n	42

Nickname: Flames
Colors: Red, White & Blue
Stadium: Williams
Capacity: 12,000; Year Built: 1989
AD: Kim Graham
SID: Todd Wetmore

LINCOLN (MO.)
Jefferson City, MO 65102-0029II

Coach: Fred Manuel, Oregon 1973

2003 RESULTS (4-7)

6 Tuskegee	20
0 Pittsburg St.	56
13 Central Mo. St.	37
22 Lane	13
17 Langston n	14
13 Northwestern Okla. n	39
7 Southern U.	34
7 South Dakota	56
23 Okla. Panhandle	20
23 St. Joseph's (Ind.)	7
21 Stillman	26

Nickname: Blue Tigers
Colors: Navy Blue & White
Stadium: Dwight T. Reed Stadium
Capacity: 5,600; Year Built: 1972
AD: Tim Abney
SID: NA

LINFIELD
McMinnville, OR 97128-6894III

Coach: Jay Locey, Oregon State 1978

2003 RESULTS (11-1)

49 Redlands n	10
47 Southern Ore.	42
19 Pacific Lutheran n	10
62 Puget Sound	0
56 Eastern Ore. n	14
30 Menlo	24
55 Lewis & Clark n	0
35 Whitworth	14
34 Willamette	21
31 Redlands n	23
23 Wartburg n	20
25 St. John's (Minn.)	31

Nickname: Wildcats
Colors: Purple & Red
Stadium: Maxwell Field/Memorial Stadium
Capacity: 2,250; Year Built: 1945
AD: Scott Carnahan
SID: Kelly Bird

LIVINGSTONE
Salisbury, NC 28144II

Coach: George Johnson, Jr., Alabama A&M 1974

2003 RESULTS (3-7)

34 Shaw	44
6 Catawba	49
20 Benedict n	26
19 Elizabeth City St.	0
7 Virginia St. n	27
18 Johnson Smith	20
23 Winston-Salem n	42
32 St. Augustine's n	35
17 N.C. Central	3
28 Fayetteville St. n	27

Nickname: Blue Bears
Colors: Columbia Blue & Black
Stadium: Alumni Memorial
Capacity: 6,000; Year Built: 1960
AD: Clifton Huff
SID: Adrian Ferguson

LOCK HAVEN
Lock Haven, PA 17745II

Coach: Mark Luther, Penn St. 1992

2003 RESULTS (3-8)

19 Towson	50
3 Kutztown	7
17 Bloomsburg n	15
23 Mansfield n	27
42 Cheyney	7
30 California (Pa.) n	25
13 Shippensburg	49
20 Indiana (Pa.) n	45
13 Slippery Rock	24
9 Clarion	22
13 Edinboro n	48

Nickname: Bald Eagles
Colors: Crimson & White
Stadium: Hubert Jack
Capacity: 3,000; Year Built: 1975
AD: Sharon E. Taylor
SID: Danielle Barney

LORAS
Dubuque, IA 52004-0178III

Coach: Bob Bierie, Loras 1965

2003 RESULTS (7-3)

38 Monmouth (Ill.)	21
20 Dubuque	7

21 Central (Iowa) n.....	20
35 Cornell College.....	19
15 Wartburg n.....	47
18 Buena Vista.....	15
10 Luther.....	24
14 Simpson n.....	42
30 Upper Iowa.....	20
31 Coe n.....	27

Nickname: Duhawks
 Colors: Purple & Gold
 Stadium: Rock Bowl
 Capacity: 3,000; Year Built: 1945
 AD: Greg Capell
 SID: Tom Galbraith

LOUISIANA COL.

Pineville, LA 71360-0001.....III

Coach: Marty Secord, Austin 1984

2003 RESULTS (4-6)

7 Belhaven.....	48
18 Sul Ross St. n.....	17
3 Hardin-Simmons.....	57
14 Mary Hardin-Baylor n.....	37
34 McMurry.....	18
28 Austin n.....	24
21 Texas Lutheran.....	26
3 East Tex. Baptist *.....	30
31 Mississippi Col. n.....	0
21 Howard Payne.....	70

Nickname: Wildcats
 Colors: Orange & Blue
 Stadium: D.C. Bates
 Capacity: 7,500; Year Built: 2000
 AD: Tim Whitman
 SID: Alex Goodling

LSU

Baton Rouge, LA 70893.....I.A

Coach: Nick Saban, Kent St. 1973

2003 RESULTS (13-1)

49 La.-Monroe n.....	7
59 Arizona.....	13
35 Western Ill. n.....	7
17 Georgia n.....	10
41 Mississippi St.....	6
7 Florida n.....	19
33 South Carolina.....	7
31 Auburn n.....	7
49 Louisiana Tech n.....	10
27 Alabama.....	3
17 Mississippi.....	14
55 Arkansas n.....	24
34 Georgia *.....	13
21 Oklahoma *.....	14

Nickname: Fighting Tigers
 Colors: Purple & Gold
 Stadium: Tiger
 Capacity: 91,600; Year Built: 1924
 AD: Skip Bertman
 SID: Michael Bonnette

LOUISIANA TECH

Ruston, LA 71272.....I.A

Coach: Jack Bicknell III, Boston College 1984

2003 RESULTS (5-7)

9 Miami (Fla.) *.....	48
34 La.-Lafayette.....	3
20 Michigan St.....	19
6 Fresno St.....	16
37 Boise St. n.....	43
38 UTEP.....	35
41 Hawaii n.....	44
42 Nevada.....	34
10 LSU.....	49
41 Southern Methodist n.....	6

18 Tulsa.....	48
14 Rice n.....	49

Nickname: Bulldogs
 Colors: Red & Blue
 Stadium: Joe Aillet
 Capacity: 30,600; Year Built: 1968
 AD: Jim M. Oakes
 SID: Malcolm Butler

LA.-LAFAYETTE

Lafayette, LA 70506.....I.A

Coach: Ricky Bustle, Clemson 1976

2003 RESULTS (4-8)

7 South Carolina.....	14
3 Louisiana Tech n.....	34
14 Houston n.....	21
14 Minnesota.....	48
23 North Texas.....	44
3 Oklahoma St.....	56
42 La.-Monroe n.....	45
26 New Mexico St. n.....	24
31 Idaho n.....	20
3 Southern Miss.....	48
43 Florida Int'l n.....	10
57 Middle Tenn.....	51

Nickname: Ragin' Cajuns
 Colors: Vermilion & White
 Stadium: Cajun Field
 Capacity: 31,000; Year Built: 1971
 AD: Nelson Schexnayder Jr.
 SID: Daryl Cetnar

LA.-MONROE

Monroe, LA 71209-3000.....I.A

Coach: Charlie Weatherbie, Oklahoma St. 1977

2003 RESULTS (1-11)

7 LSU.....	49
21 Stephen F. Austin n.....	23
14 Mississippi.....	59
10 Northwestern St. n.....	14
10 Utah St.....	28
41 Arkansas St.....	44
45 La.-Lafayette.....	42
14 New Mexico St. n.....	21
7 Auburn.....	73
26 North Texas n.....	28
20 Idaho n.....	58
24 Troy St.....	28

Nickname: Indians
 Colors: Maroon & Gold
 Stadium: Malone
 Capacity: 30,427; Year Built: 1978
 AD: Bruce Hanks
 SID: Hank Largin

LOUISVILLE

Louisville, KY 40292.....I.A

Coach: Bobby Petrino, Carroll (Mont.) 1983

2003 RESULTS (9-4)

40 Kentucky.....	24
30 Syracuse.....	20
42 UTEP n.....	14
21 Temple n.....	12
28 South Fla.....	31
34 Army n.....	10
47 Tulane n.....	28
36 East Caro.....	20
28 TCU.....	31
7 Memphis n.....	37
66 Houston n.....	45
43 Cincinnati.....	40
28 Miami (Ohio) *.....	49

Nickname: Cardinals
 Colors: Red, Black & White
 Stadium: Papa John's Cardinal

Capacity: 42,000; Year Built: 1998
 AD: Thomas M. Jurich
 SID: Rocco Gasparro

LUTHER

Decorah, IA 52101-1045.....III

Coach: Paul Hefty, Luther 1986

2003 RESULTS (6-4)

23 St. Olaf n.....	10
47 Upper Iowa.....	13
21 Wartburg n.....	42
27 Coe.....	13
7 Buena Vista n.....	16
19 Dubuque.....	14
24 Loras n.....	10
7 Central (Iowa).....	14
7 Simpson n.....	21
35 Cornell College.....	14

Nickname: Norse
 Colors: Blue & White
 Stadium: Carlson
 Capacity: 5,000; Year Built: 1966
 AD: Joe Thompson
 SID: Dave Blanchard

LYCOMING

Williamsport, PA 17701-5192.....III

Coach: Frank Girardi, West Chester 1961

2003 RESULTS (9-2)

31 King's (Pa.) n.....	21
29 Wilkes.....	13
38 Albright n.....	21
24 FDU-Florham n.....	7
27 Delaware Valley n.....	38
26 Moravian.....	14
28 Juniata.....	14
45 Widener n.....	22
38 Susquehanna n.....	0
13 East Tex. Baptist n.....	7
9 Bridgewater (Va.) n.....	13

Nickname: Warriors
 Colors: Blue & Gold
 Stadium: David Person Field
 Capacity: 3,700; Year Built: 1962
 AD: Frank L. Girardi
 SID: Robb Dietrich

MACALESTER

St. Paul, MN 55105.....III

Coach: Dennis Czech, Macalester 1983

2003 RESULTS (1-8)

19 Beloit.....	46
20 Lewis & Clark n.....	49
30 Lawrence n.....	25
17 Kenyon *.....	20
6 Grinnell n.....	48
0 Hamline n.....	40
8 Ripon.....	49
14 St. Olaf.....	47
13 Carleton n.....	45

Nickname: Scots
 Colors: Orange & Blue
 Stadium: Macalester
 Capacity: 4,000; Year Built: 1965
 AD: Irvin Cross
 SID: Andy Johnson

MacMURRAY

Jacksonville, IL 62650-2590.....III

Coach: Bob Frey, Mount Union 1985

2003 RESULTS (5-5)

10 Manchester.....	6
7 Washington-St. Louis n.....	17
21 Concordia (Ill.).....	14

7 Lakeland.....	53
21 Greenville n.....	13
13 Benedictine (Ill.).....	15
30 Eureka n.....	6
12 Aurora.....	24
14 Concordia (Wis.) n.....	35
28 Blackburn n.....	21

Nickname: Highlanders
 Colors: Scarlet & Navy
 Stadium: Freesen Field
 Capacity: 3,000; Year Built: 2003
 AD: Robert E. Gay
 SID: Larry Postwick

MAINE

Orono, ME 04469-5747.....I-AA

Coach: Jack Cosgrove, Maine 1978

2003 RESULTS (6-5)

20 Montana n.....	30
44 Hofstra.....	21
24 Florida Int'l *.....	14
16 Massachusetts n.....	24
20 Richmond n.....	10
14 Northeastern.....	20
20 James Madison n.....	13
21 Delaware.....	24
77 Morgan St.....	24
14 Villanova n.....	10
27 New Hampshire.....	47

Nickname: Black Bears
 Colors: Blue & White
 Stadium: Morse Field at Alford Stadium
 Capacity: 10,000; Year Built: 1998
 AD: Patrick Nero
 SID: Brent Williamson

MAINE MARITIME

Castine, ME 04420.....III

Coach: Christopher McKenney, Springfield 1984

2003 RESULTS (1-8)

35 Mount Ida.....	42
35 Curry n.....	56
26 Mass. Maritime.....	27
28 Nichols n.....	49
44 Bridgewater St.....	56
0 Fitchburg St.....	56
21 Worcester St. n.....	46
14 Westfield St.....	43
48 Framingham St. n.....	0

Nickname: Mariners
 Colors: Royal Blue & Gold
 Stadium: Ritchie
 Capacity: 3,500; Year Built: 1965
 AD: William J. Mattola
 SID: Katrina Dagan

MANCHESTER

North Manchester, IN 46962.....III

Coach: Dave Harms, Drake 1970

2003 RESULTS (2-8)

6 MacMurray n.....	10
14 Earlham.....	2
7 Alma.....	60
0 Olivet n.....	56
18 Hanover.....	57
6 Mt. St. Joseph n.....	28
21 Franklin.....	27
16 Defiance n.....	20
33 Bluffton.....	25
18 Anderson (Ind.) n.....	22

Nickname: Spartans
 Colors: Black & Gold
 Stadium: Burt Memorial
 Capacity: 4,500
 AD: Tom Jarman
 SID: Doug Shoemaker

MANSFIELD

Mansfield, PA 16933.....II

Coach: Chris Woods, Davidson 1991

2003 RESULTS (8-3)

20 Bowie St. n.....	0
19 Buffalo St. n.....	0
50 Westminster (Pa.).....	17
27 Lock Haven.....	23
39 Millersville.....	27
45 Kutztown n.....	24
7 East Stroudsburg.....	40
14 California (Pa.) n.....	7
48 Cheyney n.....	24
6 Bloomsburg.....	21
27 West Chester n.....	55

Nickname: Mountaineers
 Colors: Red & Black
 Stadium: Van Norman Field
 Capacity: 4,000; Year Built: 1964
 AD: Roger N. Maisner
 SID: Steve McCloskey

MARANATHA BAPTIST

Watertown, WI 53094-0000.....III

Coach: Terry Price, Pillsbury 1971

2003 RESULTS (2-7)

0 Martin Luther n.....	10
7 Northwestern (Minn.).....	40
17 Crown.....	21
0 Westminster (Mo.).....	27
52 Trinity Bible (N.D.) n.....	0
31 Blackburn.....	19
14 Rockford n.....	42
21 Principia n.....	25
7 Northwestern (Minn.) *.....	32

Nickname: Crusaders
 Colors: Navy Blue & Gold
 Stadium: Maranatha
 Capacity: 1,200; Year Built: 1972
 AD: Terry Price
 SID: Robert Thompson

MARIETTA

Marietta, OH 45750.....III

Coach: Todd Glaser, Wis.-Eau Claire 1993

2003 RESULTS (2-8)

40 Dubuque.....	7
21 Otterbein n.....	26
13 Capital.....	46
13 Heidelberg.....	21
13 John Carroll n.....	42
13 Ohio Northern n.....	21
31 Wilmington (Ohio).....	37
0 Mount Union n.....	55
15 Baldwin-Wallace.....	57
19 Muskingum n.....	16

Nickname: Pioneers
 Colors: Navy Blue & White
 Stadium: Don Drumm Field
 Capacity: 7,000; Year Built: 1935
 AD: Debora Lazorik
 SID: Dan May

MARIST

Poughkeepsie, NY 12601-1387.....I-AA

Coach: Jim Parady, Maine 1984

2003 RESULTS (4-6)

0 Lafayette.....	49
16 St. Peter's.....	14
28 Siena n.....	14
24 Wagner.....	13
28 Sacred Heart.....	56
31 La Salle n.....	33

21 Iona.....	38
0 San Diego.....	47
6 Duquesne n.....	31
33 Central Conn. St. n.....	29

Nickname: Red Foxes
 Colors: Red & White
 Stadium: Leonidoff Field
 Capacity: 2,500; Year Built: 1972
 AD: Timothy S. Murray
 SID: NA

MARS HILL

Mars Hill, NC 28754.....II

Coach: Tim Clifton, Mercer 1976

2003 RESULTS (7-4)

35 North Greenville.....	14
37 Virginia-Wise.....	14
21 Stillman n.....	7
29 Miles n.....	28
14 Carson-Newman n.....	35
20 Catawba.....	26
7 Lenoir-Rhyne.....	13
21 Wingate n.....	3
34 Presbyterian.....	26
31 Newberry n.....	24
7 Tusculum.....	31

Nickname: Lions
 Colors: Royal Blue & Gold
 Stadium: Meares
 Capacity: 5,000; Year Built: 1965
 AD: David Riggins
 SID: Rick Baker

MARSHALL

Huntington, WV 25755.....I-A

Coach: Bob Prueitt, Marshall 1965

2003 RESULTS (8-4)

45 Hofstra n.....	21
24 Tennessee.....	34
17 Toledo n.....	24
27 Kansas St.....	20
24 Troy St.....	33
49 Kent St. n.....	33
26 Buffalo.....	16
41 Western Mich.....	21
42 Akron n.....	24
6 Miami (Ohio).....	45
21 UCF.....	7
28 Ohio n.....	0

Nickname: Thundering Herd
 Colors: Green & White
 Stadium: Joan C. Edwards
 Capacity: 38,019; Year Built: 1991
 AD: Bob Marcum
 SID: Randy Burnside

MARTIN LUTHER

New Ulm, MN 56073-3965.....III

Coach: Dennis Gorsline, Northern Mich. 1965

2003 RESULTS (7-2)

10 Maranatha Baptist.....	0
16 Waldorf n.....	14
24 Blackburn.....	21
20 Northwestern (Minn.).....	27
34 Minn.-Morris n.....	28
38 Principia n.....	20
42 Crown.....	7
63 Trinity Bible (N.D.) n.....	0
21 Westminster (Mo.) *.....	28

Nickname: Knights
 Colors: Black, Red & White
 Stadium: MLC Bowl
 Capacity: 1,500; Year Built: 1974
 AD: James M. Unke
 SID: Jeremy Belter

MARY HARDIN-BAYLOR
Belton, TX 76513.....III

Coach: Pete Fredenburg, Texas St. 1970

2003 RESULTS (9-1)

27	Willamette.....	15
41	Austin.....	7
27	Texas Lutheran n.....	7
37	Louisiana Col.....	14
67	Mississippi Col. n.....	7
31	Howard Payne.....	0
62	Sul Ross St. n.....	0
43	Hardin-Simmons.....	36
21	East Tex. Baptist n.....	28
63	McMurry n.....	6

Nickname: Crusaders
Colors: Purple, Gold & White
Stadium: Tiger Field
Capacity: 7,000; Year Built: 1996
AD: Ben Shipp
SID: Jon Wallin

MARYLAND
College Park, MD 20742.....IA

Coach: Ralph Friedgen, Maryland 1969

2003 RESULTS (10-3)

13	Northern Ill.....	20
10	Florida St.....	35
61	Citadel n.....	0
34	West Virginia n.....	7
37	Eastern Mich.....	13
21	Clemson n.....	7
33	Duke n.....	20
3	Georgia Tech.....	7
59	North Carolina n.....	21
27	Virginia n.....	17
26	North Carolina St.....	24
41	Wake Forest.....	28
41	West Virginia *.....	7

Nickname: Terrapins, Terps
Colors: Red, White, Black & Gold
Stadium: Byrd
Capacity: 48,055; Year Built: 1950
AD: Deborah A. Yow
SID: Doug Dull

MARYVILLE (TENN.)
Maryville, TN 37804-5907.....III

Coach: Tony Ierulli, Maryville (Tenn.) 1980

2003 RESULTS (2-8)

12	Westminster (Mo.) n.....	7
20	Rhodes.....	38
7	Bridgewater (Va.) n.....	59
28	Sewanee n.....	43
28	Millsaps.....	20
17	Case Reserve n.....	27
0	Centre.....	33
7	Frostburg St. n.....	31
12	Thomas More n.....	29
14	Hampden-Sydney.....	82

Nickname: Scots
Colors: Orange & Garnet
Stadium: Lloyd Thorton
Capacity: 2,500; Year Built: 1993
AD: Randall D. Lambert
SID: Eric Etchison

MASSACHUSETTS
Amherst, MA 01003.....IAA

Coach: Mark Whipple, Brown 1979

2003 RESULTS (10-3)

51	Central Conn. St. n.....	7
7	Kansas St.....	38

24	Maine.....	16
31	James Madison n.....	26
44	New Hampshire n.....	30
24	William & Mary.....	14
27	Hofstra n.....	22
19	Villanova.....	14
28	Northeastern n.....	24
30	Richmond n.....	17
45	Delaware.....	51
31	Rhode Island n.....	17
7	Colgate.....	19

Nickname: Minutemen
Colors: Maroon & White
Stadium: Warren P. McGuirk Alumni Stadium
Capacity: 17,000; Year Built: 1965
AD: NA
SID: Charles Bare

MASS.-DARTMOUTH
North Dartmouth, MA 02747-2300.....III

Coach: Bill Kavanaugh, Stonehill 1972

2003 RESULTS (9-2)

20	Mount Ida n.....	0
29	Plymouth St.....	0
34	Bridgewater St. n.....	13
12	Curry.....	21
23	Endicott n.....	20
6	Nichols.....	21
32	MIT n.....	3
38	Western New Eng. n.....	7
37	Mass. Maritime.....	13
31	Salve Regina.....	0
21	Worcester St. n.....	7

Nickname: Corsairs
Colors: Blue, White & Gold
Stadium: Cressy Field
Capacity: 1,850; Year Built: 1986
AD: Robert W. Mullen
SID: Bill Gathright

MIT
Cambridge, MA 02139.....III

Coach: Dwight Smith, Bates 1975

2003 RESULTS (3-6)

7	Framingham St. n.....	0
42	Mass. Maritime n.....	18
16	Worcester St. n.....	41
14	Curry.....	49
7	Western New Eng. n.....	14
3	Mass.-Dartmouth.....	32
14	Nichols n.....	13
13	Salve Regina.....	27
13	Endicott.....	31

Nickname: Engineers
Colors: Cardinal Red & Silver Gray
Stadium: Steinbrenner
Capacity: 1,600; Year Built: 1980
AD: Candace L. Royer
SID: James Kramer

MASS. MARITIME
Buzzards Bay, MA 02532.....III

Coach: Joe Domingos, Bridgewater St. 1966

2003 RESULTS (2-7)

14	Coast Guard n.....	47
18	MIT.....	42
27	Maine Maritime n.....	26
21	Framingham St.....	0
10	Westfield St. n.....	21
0	Worcester St.....	42
0	Fitchburg St. n.....	51
13	Mass.-Dartmouth n.....	37
28	Bridgewater St.....	45

Nickname: Buccaneers
Colors: Blue & Gold
Stadium: Commander Ellis
Capacity: 3,000; Year Built: 1972
AD: Robert Corradi
SID: Leroy Thompson

McDANIEL
Westminster, MD 21157-4390.....III

Coach: Tim Keating, Bethany (W.V.) 1975

2003 RESULTS (5-5)

10	Bridgewater (Va.).....	13
6	Chris. Newport n.....	7
22	Muhlenberg.....	9
24	Ursinus n.....	20
20	Gettysburg.....	30
34	Dickinson.....	13
13	Brockport St.....	26
21	Frank. & Marsh. n.....	7
45	Bethany (W.V.) n.....	15
3	Johns Hopkins n.....	17

Nickname: Green Terror
Colors: Green & Gold
Stadium: Scott S. Bair
Capacity: 4,000; Year Built: 1981
AD: James M. Smith
SID: Stephen Peed

McMURRY
Abilene, TX 79697.....III

Coach: Steve Keenum, McMurry 1980

2003 RESULTS (4-6)

20	Colorado Col.....	21
17	East Tex. Baptist n.....	38
33	Austin n.....	10
42	Texas Lutheran.....	39
18	Louisiana Col. n.....	34
27	Mississippi Col.....	25
16	Howard Payne n.....	28
21	Sul Ross St.....	19
21	Hardin-Simmons n.....	43
6	Mary Hardin-Baylor.....	63

Nickname: Indians
Colors: Maroon & White
Stadium: Indian
Capacity: 4,500; Year Built: 1937
AD: Steve Keenum
SID: Patrick Stewart

McNEESE ST.
Lake Charles, LA 70609.....IAA

Coach: Tommy Tate, McNeese St. 1979

2003 RESULTS (10-2)

42	Henderson St. n.....	0
14	Kansas St.....	55
34	Ga. Southern n.....	15
31	Grambling.....	20
58	Southeastern La.....	20
33	Southern Utah.....	20
56	Sam Houston St. n.....	37
38	Texas St.....	28
20	Stephen F. Austin n.....	17
13	Northwestern St. n.....	9
63	Nicholls St.....	28
3	Northern Ariz. n.....	35

Nickname: Cowboys
Colors: Blue & Gold
Stadium: Cowboy
Capacity: 17,500; Year Built: 1965
AD: Sonny Watkins
SID: Louis Bonnette

MEMPHIS
Memphis, TN 38152-3370I-A

Coach: Tommy West, Tennessee 1976

2003 RESULTS (9-4)

40	Tennessee Tech n	10
44	Mississippi n	34
6	Southern Miss	23
38	Arkansas St. n	16
10	UAB n	24
27	Mississippi St.	35
45	Houston	14
41	Tulane	9
41	East Caro. n	24
37	Louisville	7
21	Cincinnati n	16
16	South Fla. n	21
27	North Texas *	17

Nickname: Tigers
Colors: Blue & Gray
Stadium: Liberty Bowl
Capacity: 62,380; Year Built: 1965
AD: R.C. Johnson
SID: Bob Winn

MENLO
Atherton, CA 94027-4185III

Coach: Mark Kaanapu, Pacific (Ore.) 1990

2003 RESULTS (7-3)

43	Cal Lutheran n	7
24	Eastern Ore	21
24	Whitworth	30
41	Willamette n	19
50	Whittier	19
63	Chapman	14
24	Linfield n	30
56	Puget Sound n	25
28	Pacific Lutheran	35
44	Concordia-M'head n	41

Nickname: Oaks
Colors: Navy Blue & White
Stadium: Connor Field
Capacity: 1,000; Year Built: 1972
AD: Caitlin Collier
SID: Nicholas Enriquez

MERCHANT MARINE
Kings Point, NY 11024-1699III

Coach: Tim McNulty, Mansfield 1991

2003 RESULTS (6-4)

22	Muhlenberg n	14
24	Norwich n	13
28	Springfield	49
21	Dickinson n	0
27	WPI n	17
21	St. Lawrence n	7
10	Western Conn. St. n	48
14	Grove City	29
7	Coast Guard	9
28	Plymouth St.	0

Nickname: Mariners
Colors: Blue & Gray
Stadium: Capt. Tomb Field
Capacity: 5,840; Year Built: 1945
AD: Susan Petersen-Lubow
SID: Tom Emberley

MERCYHURST
Erie, PA 16546II

Coach: Marty Schaeztle, Bucknell 1983

2003 RESULTS (5-6)

30	West Va. Wesleyan	21
41	Northern Mich. n	29
3	Saginaw Valley n	26
3	Northwood	30

13	Findlay	23
17	Ashland n	10
7	Ferris St.	33
27	Indianapolis n	24
6	Grand Valley St.	51
17	Wayne St. (Mich.) n	10
19	Hillsdale	35

Nickname: Lakers
Colors: Blue & Green
Stadium: Louis J. Tullio Field
Capacity: 2,300; Year Built: 1996
AD: Peter J. Russo
SID: John Leisering

MERRIMACK
North Andover, MA 01845II

Coach: Jim Murphy, Northeastern 1998

2003 RESULTS (6-3)

27	Southern Conn. St. n	33
32	Bentley n	42
16	American Int'l	13
14	Pace	13
38	St. Anselm n	17
23	Stonehill	0
34	Bryant n	19
36	Assumption	16
13	C.W. Post n	29

Nickname: Warriors
Colors: Navy Blue & Gold
Stadium: Merrimack
Capacity: 2,000
AD: Chris Serino
SID: Tom O'Brien

MESA ST.
Grand Junction, CO 81501II

Coach: Joe Ramunno, Wyoming 1984

2003 RESULTS (10-2)

16	Central Okla.	42
31	North Dakota n	24
59	N.M. Highlands n	7
29	Western Ore	21
49	Western St. n	27
21	Chadron St.	14
50	Adams St.	27
28	Fort Hays St. n	6
48	Colorado Mines n	18
56	Neb.-Kearney	29
52	Fort Lewis	35
15	Central Okla. n	20

Nickname: Mavericks
Colors: Maroon, Gold & White
Stadium: Stocker
Capacity: 8,000; Year Built: 1949
AD: Clarence Ross
SID: Tish Elliott

METHODIST
Fayetteville, NC 28311-1420III

Coach: Jim Sypult, West Virginia 1967

2003 RESULTS (4-5)

38	Southern Va. n	0
24	Guilford	27
30	Emory & Henry n	33
14	Averett	21
37	Ferrum	34
0	Chris. Newport	49
50	Chowan n	24
19	Greensboro n	7
14	Shenandoah n	35

Nickname: Monarchs
Colors: Green & Gold
Stadium: Monarch Field
Capacity: 1,500; Year Built: 1989
AD: Bob McEvoy
SID: Lee Glenn

MIAMI (FLA.)
Coral Gables, FL 33124I-A

Coach: Larry Coker, Northeastern St. 1970

2003 RESULTS (11-2)

48	Louisiana Tech *	9
38	Florida n	33
38	East Caro. n	3
33	Boston College	14
22	West Virginia n	20
22	Florida St.	14
52	Temple n	14
7	Virginia Tech	31
6	Tennessee n	10
17	Syracuse n	10
34	Rutgers n	10
28	Pittsburgh	14
16	Florida St. *	14

Nickname: Hurricanes
Colors: Orange, Green & White
Stadium: Orange Bowl
Capacity: 72,319; Year Built: 1935
AD: Paul Dee
SID: NA

MIAMI (OHIO)
Oxford, OH 45056I-A

Coach: Terry Hoepfner, Franklin 1969

2003 RESULTS (13-1)

3	Iowa	21
44	Northwestern	14
41	Colorado St.	21
42	Cincinnati n	37
45	Akron n	20
59	Buffalo n	3
49	Ball St.	3
38	Kent St.	30
33	Bowling Green n	10
45	Marshall n	6
49	Ohio	31
56	UCF	21
49	Bowling Green	27
49	Louisville *	28

Nickname: RedHawks
Colors: Red & White
Stadium: Fred C. Yager
Capacity: 26,583; Year Built: 1983
AD: Brad Bates
SID: Mike Harris

MICHIGAN
Ann Arbor, MI 48109-2201I-A

Coach: Lloyd Carr, Northern Mich. 1968

2003 RESULTS (10-3)

45	Central Mich. n	7
50	Houston n	3
38	Notre Dame n	0
27	Oregon	31
31	Indiana n	17
27	Iowa	30
38	Minnesota	35
56	Illinois n	14
31	Purdue n	3
27	Michigan St.	20
41	Northwestern	10
35	Ohio St. n	21
14	Southern California *	28

Nickname: Wolverines
Colors: Maize & Blue
Stadium: Michigan
Capacity: 107,501; Year Built: 1927
AD: William C. Martin
SID: David Ablauf

MICHIGAN ST.

East Lansing, MI 48824-1025I-A

Coach: John L. Smith, Weber St. 1971

2003 RESULTS (8-5)

26	Western Mich. n	21
44	Rutgers n	28
19	Louisiana Tech n	20
22	Notre Dame	16
20	Iowa n	10
31	Indiana n	3
49	Illinois	14
44	Minnesota	38
20	Michigan n	27
23	Ohio St.	33
21	Wisconsin	56
41	Penn St. n	10
3	Nebraska *	17

Nickname: Spartans
Colors: Green & White
Stadium: Spartan
Capacity: 72,027; Year Built: 1957
AD: Ronald H. Mason
SID: John Lewandowski

MICHIGAN TECH

Houghton, MI 49931-1295II

Coach: Bernie Anderson, Northern Mich. 1978

2003 RESULTS (5-5)

27	Ashland n	14
32	Saginaw Valley n	34
52	Indianapolis	59
28	Findlay n	31
17	Grand Valley St.	48
49	Ferris St. n	30
42	Wayne St. (Mich.)	35
47	Hillsdale n	28
24	Northern Mich.	35
34	Northwood	7

Nickname: Huskies
Colors: Silver, Gold & Black
Stadium: Sherman Field
Capacity: 3,000; Year Built: 1954
AD: Rick Yeo
SID: Dave Fischer

MIDDLE TENN.

Murfreesboro, TN 37132I-A

Coach: Andy McCollum, Austin Peay 1981

2003 RESULTS (4-8)

19	Fla. Atlantic n	20
10	Georgia	29
14	Clemson	37
40	Missouri	41
36	Temple n	44
35	New Mexico St. n	18
28	Idaho	21
28	North Texas n	33
20	Utah St.	41
27	Troy St. n	20
51	La-Lafayette n	57
24	Arkansas St.	14

Nickname: Blue Raiders
Colors: Royal Blue & White
Stadium: Johnny "Red" Floyd
Capacity: 31,000; Year Built: 1933
AD: James Donnelly
SID: Mark Owens

MIDDLEBURY

Middlebury, VT 05753III

Coach: Bob Ritter, Middlebury 1982

2003 RESULTS (4-4)

7	Wesleyan (Conn.)	26
13	Colby n	15
17	Amherst	14

25	Williams n	35
21	Bates	13
0	Trinity (Conn.) n	16
55	Hamilton n	31
10	Tufts	6

Nickname: Panthers
Colors: Blue & White
Stadium: Alumni
Capacity: 3,500; Year Built: 1991
AD: Russell Reilly
SID: Brad Nadeau

MIDWESTERN ST.

Wichita Falls, TX 76308-2099II

Coach: Bill Maskill, Western Ky. 1970

2003 RESULTS (7-3)

9	Sam Houston St.	30
24	Southwestern Okla.	10
30	Northeastern St. n	20
23	Tex. A&M-Kingsville n	29
48	West Tex. A&M	13
24	Eastern N.M. n	14
14	Abilene Christian	18
52	Angelo St. n	37
26	Tex. A&M-Commerce	7
27	Arkansas Tech n	12

Nickname: Indians
Colors: Maroon and Gold
Stadium: Memorial Stadium
Capacity: 14,362; Year Built: 1976
AD: Jeff Ray
SID: Andy Austin

MILES

Birmingham, AL 35208II

Coach: Wade Streeeter, Southern U. 1990

2003 RESULTS (7-3)

43	Tuskegee *	11
12	Albany St. (Ga.) n	27
35	Clark Atlanta n	13
28	Mars Hill	29
35	Stillman	21
30	Fort Valley St.	13
44	Lane n	8
22	Kentucky St.	30
16	Benedict n	15
32	Morehouse	28

Nickname: Golden Bears
Colors: Purple & Gold
Stadium: Albert J. Sloan Alumni Stadium
Capacity: 7,500; Year Built: 2000
AD: Augustus James
SID: Willie K. Patterson, Jr.

MILLERSVILLE

Millersville, PA 17551-0302II

Coach: Kevin Kiesel, Gettysburg 1981

2003 RESULTS (4-7)

27	Glennville St. n	25
13	Clarion	10
13	Bowie St.	7
13	Indiana (Pa.)	35
27	Mansfield n	39
7	Bloomsburg	50
18	Slippery Rock n	28
0	Kutztown	17
24	East Stroudsburg n	28
3	West Chester	19
39	Cheyney n	0

Nickname: Marauders
Colors: Black & Gold
Stadium: Biemesderfer
Capacity: 6,500; Year Built: 1970
AD: Daniel N. Audette
SID: Greg Wright

MILLIKIN

Decatur, IL 62522-2084III

Coach: Doug Neibuhr, Millikin 1974

2003 RESULTS (7-3)

28	Franklin n	13
48	Aurora	13
51	Anderson (Ind.) n	19
21	Carthage n	17
29	Wheaton (Ill.)	43
47	Elmhurst n	37
22	Augustana (Ill.) n	24
56	North Park *	0
39	North Central n	16
31	Ill. Wesleyan	49

Nickname: Big Blue
Colors: Royal Blue & White
Stadium: Frank M. Lindsay Field
Capacity: 4,000; Year Built: 1987
AD: Lori Kerans
SID: Julie Farr

MILLSAPS

Jackson, MS 39210III

Coach: Bob Tyler, Mississippi 1954

2003 RESULTS (1-9)

0	Mississippi Col. *	13
19	Belhaven n	34
14	Emory & Henry n	20
20	Maryville (Tenn.) n	28
41	Centre	51
10	Rose-Hulman n	30
34	DePauw	55
12	Sewanee n	7
3	Rhodes n	35
14	Trinity (Tex.)	42

Nickname: Majors
Colors: Purple & White
Stadium: Alumni Field
Capacity: 5,000; Year Built: 1920
AD: Ron Journey
SID: Jeff Mitchell

MINNESOTA

Minneapolis, MN 55455I-A

Coach: Glen Mason, Ohio St. 1972

2003 RESULTS (10-3)

49	Tulsa n	10
48	Troy St. n	7
42	Ohio	20
48	La-Lafayette n	14
20	Penn St.	14
42	Northwestern	17
35	Michigan n	38
38	Michigan St. n	44
36	Illinois	10
55	Indiana n	7
37	Wisconsin n	34
22	Iowa	40
31	Oregon *	30

Nickname: Golden Gophers
Colors: Maroon & Gold
Stadium: Metrodome
Capacity: 63,669; Year Built: 1982
AD: Joel Maturi
SID: Shane Sandersfeld

MINN.-CROOKSTON

Crookston, MN 56716-5001II

Coach: Shannon Stassen, Valley City St. 1995

2003 RESULTS (2-9)

7	St. Cloud St. n	66
0	North Dakota	59
46	Minn.-Morris	33
20	Minn. St. Moorhead n	35

0	Winona St.....	59
49	Southwest Minn. St. n.....	14
14	Northern St.....	51
0	Minn. Duluth n.....	28
18	Wayne St. (Neb.).....	30
10	Concordia-St. Paul *.....	28
35	Bemidji St.....	47

Nickname: Golden Eagle
 Colors: Maroon & Gold
 Stadium: Ed Widseth Field
 Capacity: 3,000; Year Built: 1966
 AD: Stephanie Helgeson
 SID: Nick Kornder

MINN. DULUTH

Duluth, MN 55812-2496.....II

Coach: Bob Nielson, Wartburg 1982

2003 RESULTS (8-3)

40	Minn. St.-Mankato.....	20
7	South Dakota.....	10
39	Southwest Minn. St. n.....	0
7	Northern St.....	46
73	Waldorf n.....	6
49	Wayne St. (Neb.) n.....	18
28	Minn.-Crookston.....	0
56	Concordia-St. Paul n.....	33
34	Bemidji St.....	21
51	Minn. St. Moorhead *.....	20
17	Winona St.....	24

Nickname: Bulldogs
 Colors: Maroon & Gold
 Stadium: Griggs Field
 Capacity: 4,000; Year Built: 1966
 AD: Robert Nielson
 SID: Bob Nygaard

MINN.-MORRIS

Morris, MN 56267.....II

Coach: Ken Crandall, Fort Hays St. 1990

2003 RESULTS (5-6)

14	Mayville St.....	54
33	Minn.-Crookston n.....	46
61	Principia.....	28
12	Carthage n.....	56
28	Martin Luther.....	34
40	Crown n.....	22
28	Northwestern (Minn.) n.....	21
27	Rockford *.....	34
37	Waldorf n.....	34
21	Valley City St. *.....	43
77	Trinity Bible (N.D.).....	6

Nickname: Cougars
 Colors: Maroon & Gold
 Stadium: UMM Field
 Capacity: 5,000
 AD: Mark Fohl
 SID: Brian Curtis

MINN. ST. MOORHEAD

Moorhead, MN 56563-2996.....II

Coach: Ralph Micheli, Macalester 1970

2003 RESULTS (3-8)

28	Concordia-M'head.....	42
21	Neb.-Omaha.....	62
35	Minn.-Crookston.....	20
17	Concordia-St. Paul n.....	34
15	Bemidji St.....	23
44	Waldorf.....	0
19	Winona St. n.....	50
20	Southwest Minn. St.....	28
27	Northern St. n.....	56
20	Minn. Duluth *.....	51
45	Wayne St. (Neb.) n.....	21

Nickname: Dragons
 Colors: Scarlet & White
 Stadium: Alex Nemzek
 Capacity: 5,000; Year Built: 1960
 AD: David Crockett
 SID: Larry Scott

MINN. ST. MANKATO

Mankato, MN 56001.....II

Coach: Clarence Holley, Arkansas Tech 1985

2003 RESULTS (0-11)

10	Bemidji St.....	12
20	Minn. Duluth n.....	40
16	Northwest Mo. St.....	23
7	Northern Colo.....	35
6	St. Cloud St. n.....	41
9	North Dakota St. n.....	20
0	South Dakota.....	30
6	South Dakota St.....	38
25	North Dakota n.....	41
27	Augustana (S.D.) n.....	34
25	Neb.-Omaha.....	42

Nickname: Mavericks
 Colors: Purple & Gold
 Stadium: Blakeslee Stadium
 Capacity: 7,000; Year Built: 1962
 AD: Kevin Buisman
 SID: Paul Allan

MISSISSIPPI

University, MS 38677.....I-A

Coach: David Cutcliffe, Alabama 1976

2003 RESULTS (10-3)

24	Vanderbilt.....	21
34	Memphis.....	44
59	La.-Monroe n.....	14
45	Texas Tech n.....	49
20	Florida.....	17
55	Arkansas St. n.....	0
43	Alabama n.....	28
19	Arkansas n.....	7
43	South Carolina n.....	40
24	Auburn.....	20
14	LSU n.....	17
31	Mississippi St.....	0
31	Oklahoma St. *.....	28

Nickname: Rebels
 Colors: Red & Blue
 Stadium: Vaught-Hemingway
 Capacity: 60,580; Year Built: 1915
 AD: Pete Boone
 SID: Langston Rogers

MISSISSIPPI COL.

Clinton, MS 39058.....III

Coach: Johnny Mills, Mississippi Col. 1973

2003 RESULTS (3-7)

13	Millsaps *.....	0
13	Howard Payne n.....	31
27	Sul Ross St.....	26
0	Hardin-Simmons n.....	21
7	Mary Hardin-Baylor.....	67
25	McMurry n.....	27
6	Austin.....	17
31	Texas Lutheran n.....	0
0	Louisiana Col.....	31
6	East Tex. Baptist.....	45

Nickname: Choctaws
 Colors: Blue & Gold
 Stadium: Robinson-Hale
 Capacity: 8,500; Year Built: 1985
 AD: Mike Jones
 SID: Chris Brooks

MISSISSIPPI ST.

Mississippi State, MS 39762-5509.....I-A

Coach: Jackie Sherrill, Alabama 1966

2003 RESULTS (2-10)

34	Oregon n.....	42
28	Tulane.....	31

35	Houston.....	42
6	LSU n.....	41
30	Vanderbilt n.....	21
35	Memphis n.....	27
13	Auburn.....	45
17	Kentucky.....	42
0	Alabama n.....	38
21	Tennessee.....	59
6	Arkansas.....	52
0	Mississippi n.....	31

Nickname: Bulldogs
 Colors: Maroon & White
 Stadium: Davis Wade Stadium at Scott Field
 Capacity: 55,082; Year Built: 1914
 AD: Larry Templeton
 SID: Mike Nemeth

MISSISSIPPI VAL.

Ita Bena, MS 38941-1400.....I-AA

Coach: Willie Totten, Mississippi Val. 1987

2003 RESULTS (2-9)

0	Southern U. *.....	29
7	Ark.-Pine Bluff.....	27
0	Delta St. n.....	45
0	Alabama A&M n.....	37
17	Jackson St. n.....	21
6	Grambling.....	45
56	Paul Quinn.....	16
40	Prairie View.....	3
7	Alcorn St.....	23
31	Alabama St. n.....	55
17	Texas Southern n.....	30

Nickname: Delta Devils
 Colors: Forest Green & White
 Stadium: Rice-Totten
 Capacity: 10,500; Year Built: 1958
 AD: Lonza C. Hardy
 SID: Marlon Reed

MISSOURI

Columbia, MO 65211-1050.....I-A

Coach: Gary Pinkel, Kent St. 1975

2003 RESULTS (8-5)

22	Illinois *.....	15
35	Ball St.....	7
37	Eastern Ill. n.....	0
41	Middle Tenn. n.....	40
14	Kansas.....	35
41	Nebraska n.....	24
13	Oklahoma.....	34
62	Texas Tech n.....	31
45	Iowa St. n.....	7
16	Colorado.....	21
45	Texas A&M n.....	22
14	Kansas St.....	24
14	Arkansas *.....	27

Nickname: Tigers
 Colors: Old Gold & Black
 Stadium: Memorial/Faurot Fld
 Capacity: 68,349; Year Built: 1926
 AD: Michael F. Alden
 SID: Chad Moller

MO.-ROLLA

Rolla, MO 65409-0740.....II

Coach: Kirby Cannon, Southwest Mo. St. 1981

2003 RESULTS (0-11)

7	Colorado Mines n.....	28
7	Drake.....	28
35	Mo. Southern St.....	49
22	Northwest Mo. St. n.....	60
6	Pittsburg St.....	59
27	Southwest Baptist n.....	43
21	Central Mo. St.....	73
24	Washburn.....	49

27 Emporia St. n	44
28 Truman	35
20 Mo. Western St. n	32

Nickname: Miners
 Colors: Silver & Gold
 Stadium: Allgood-Bailey
 Capacity: 8,000; Year Built: 1967
 AD: Mark Mullin
 SID: John Kean

MO. SOUTHERN ST.

Joplin, MO 64801-1595.....II

Coach: Bill Cooke, Fort Lewis 1973

2003 RESULTS (1-10)

24 Bacone	27
10 Northeastern St. n	15
49 Mo.-Rolla n	35
7 Central Mo. St.	50
6 Mo. Western St.	33
3 Truman n	15
14 Northwest Mo. St.	47
0 Pittsburg St. n	49
6 Southwest Baptist n	28
7 Emporia St. n	31
35 Washburn	38

Nickname: Lions
 Colors: Green & Gold
 Stadium: Fred G. Hughes
 Capacity: 7,000; Year Built: 1975
 AD: Sallie Beard
 SID: J.R. Belew

MO. WESTERN ST.

St. Joseph, MO 64507.....II

Coach: Jerry Partridge, Mo. Western St. 1985

2003 RESULTS (9-3)

3 Winona St.	46
24 Benedictine (Kan.)	3
39 Southwest Baptist n	7
24 Emporia St.	27
33 Mo. Southern St. n	6
27 Central Mo. St. n	10
39 Truman	6
30 Northwest Mo. St. n	27
7 Pittsburg St.	27
30 Washburn n	14
32 Mo.-Rolla	20
24 Concordia-St. Paul *	14

Nickname: Griffons
 Colors: Black & Gold
 Stadium: Spratt
 Capacity: 6,000; Year Built: 1979
 AD: Mark Linder
 SID: Brett King

MONMOUTH

West Long Branch, NJ 07764.....IAA

Coach: Kevin Callahan, Rochester 1977

2003 RESULTS (10-2)

24 St. Peter's n	0
17 Robert Morris n	10
12 Georgetown	10
20 Stony Brook	14
30 Iona n	7
24 Wagner n	0
10 Albany (N.Y.) n	7
50 La Salle	0
10 Central Conn. St.	14
12 Sacred Heart	7
28 St. Francis (Pa.)	21
10 Duquesne	12

Nickname: Hawks
 Colors: Midnight Blue & White
 Stadium: Kessler Field
 Capacity: 4,600; Year Built: 1993
 AD: Marilyn A. McNeil
 SID: Thomas Dick

MONMOUTH (ILL.)

Monmouth, IL 61462-1998.....III

Coach: Steve Bell, Bemidji St. 1991

2003 RESULTS (8-2)

21 Loras n	38
24 Ripon n	12
15 St. Norbert	38
41 Beloit n	14
21 Lake Forest	14
30 Grinnell	20
50 Lawrence n	14
41 Illinois Col. n	21
42 Carroll (Wis.)	35
39 Knox	8

Nickname: Fighting Scots
 Colors: Red & White
 Stadium: Bobby Woll Field
 Capacity: 3,000; Year Built: 1981
 AD: Terry L. Glasgow
 SID: Barry McNamara/Dan Nolan

MONTANA

Missoula, MT 59812-1291.....IAA

Coach: Bobby Hauck, Montana 1988

2003 RESULTS (9-4)

30 Maine	20
24 North Dakota St. n	25
38 Sam Houston St. n	14
41 Idaho n	28
17 Cal Poly n	14
12 Weber St. n	7
40 Idaho St.	43
42 Portland St. n	14
59 Northern Ariz.	21
26 Sacramento St.	0
41 Eastern Wash. n	10
20 Montana St.	27
40 Western Ill. n	43

Nickname: Grizzlies
 Colors: Copper, Silver & Gold
 Stadium: Washington-Grizzly
 Capacity: 23,009; Year Built: 1986
 AD: NA
 SID: Dave Guffey

MONTANA ST.

Bozeman, MT 59717-3380.....IAA

Coach: Mike Kramer, Idaho 1977

2003 RESULTS (7-6)

10 Wyoming	21
38 Gardner-Webb n	3
21 Cal Poly	24
10 Northern Colo. n	14
40 St. Mary's (Cal.)	0
17 Idaho St. n	23
26 Weber St.	3
21 Northern Ariz. n	17
56 Sacramento St. n	7
25 Eastern Wash.	34
25 Portland St.	14
27 Montana n	20
14 Northern Iowa	35

Nickname: Bobcats
 Colors: Blue & Gold
 Stadium: Bobcat Stadium
 Capacity: 15,197; Year Built: 1973
 AD: Peter Fields
 SID: Bill Lamberty

MONTCLAIR ST.

Upper Montclair, NJ 07043.....III

Coach: Rick Giancola, Rowan 1968

2003 RESULTS (9-2)

27 Frostburg St.	3
23 Iona n	21
28 Cortland St.	17

9 Kean n	0
23 Wm. Paterson	13
34 Buffalo St. n	26
34 TCNJ	31
21 Rowan	20
20 Allegheny n	19
13 Ithaca n	33
14 Springfield n	22

Nickname: Red Hawks
 Colors: Scarlet & White
 Stadium: Sprague
 Capacity: 6,000; Year Built: 1934
 AD: Holly P. Gera
 SID: Mike Scala

MORAVIAN

Bethlehem, PA 18018-6650.....III

Coach: Scot Dapp, West Chester 1973

2003 RESULTS (3-7)

16 FDU-Florham n	8
14 Juniata n	21
14 Susquehanna	26
42 Lebanon Valley n	7
19 King's (Pa.)	27
22 Wilkes n	20
14 Lycoming n	26
12 Widener n	22
24 Albright	28
0 Muhlenberg	24

Nickname: Greyhounds
 Colors: Blue & Grey
 Stadium: Steel Field
 Capacity: 2,200; Year Built: 1932
 AD: Paul R. Moyer
 SID: Mark Fleming

MOREHEAD ST.

Morehead, KY 40351-1689.....IAA

Coach: Matt Ballard, Gardner-Webb 1979

2003 RESULTS (8-3)

0 Dayton n	12
31 Coastal Caro.	6
21 Appalachian St.	24
34 Drake n	17
32 Valparaiso	26
49 Austin Peay n	0
35 Davidson n	10
20 Jacksonville	16
15 Duquesne n	10
48 Charleston (W.V.)	10
42 Valparaiso	54

Nickname: Eagles
 Colors: Blue & Gold
 Stadium: Jayne
 Capacity: 10,000; Year Built: 1964
 AD: Chip Smith
 SID: Randy Stacy

MOREHOUSE

Atlanta, GA 30314.....II

Coach: Anthony Jones, Wichita St. 1984

2003 RESULTS (4-7)

10 Fort Valley St. n	23
10 Tusculum	65
14 Benedict n	15
39 Johnson Smith	21
23 Kentucky St. n	24
16 Tuskegee *	13
35 Lane	8
48 Clark Atlanta n	33
15 Albany St. (Ga.)	43
28 Miles n	32
24 N.C. Central	31

Nickname: Tigers
 Colors: Maroon & White

Stadium: B. T. Harvey
Capacity: 9,850; Year Built: 1983
AD: Andre' Pattillo
SID: Yusuf Davis

MORGAN ST.

Baltimore, MD 21251I-AA

Coach: Donald Hill-Eley, Morgan St. 1991

2003 RESULTS (6-5)

19 Towson n	16
7 Florida A&M	26
21 South Carolina St. n	27
21 Hampton *	24
31 Bethune-Cookman	24
21 N.C. A&T n	28
33 Howard n	12
53 Delaware St.	36
45 Savannah St.	14
24 Maine n	77
43 Norfolk St. n	34

Nickname: Bears
Colors: Blue & Orange
Stadium: Hughes
Capacity: 10,000; Year Built: 1934
AD: David Y. Thomas
SID: Leonard Haynes

MOUNT IDA

Newton Centre, MA 02459-3323III

Coach: Edward Sweeney, C.W. Post 1971

2003 RESULTS (4-6)

0 Mass.-Dartmouth	20
42 Maine Maritime n	35
35 Husson	28
0 Ursinus	47
20 Ulica n	3
12 Norwich	35
0 St. John Fisher n	49
26 Wm. Paterson n	22
13 Hartwick	34
6 Assumption n	14

Nickname: Mustangs
Colors: Green & White
AD: Jacqueline Palmer
SID: Jen Starek

MT. ST. JOSEPH

Cincinnati, OH 45233-1670III

Coach: Rod Huber, Cincinnati 1989

2003 RESULTS (6-4)

26 Wilmington (Ohio)	12
14 Oberlin	7
7 Kalamazoo n	21
17 Franklin n	13
28 Manchester	6
17 Defiance n	0
24 Bluffton	0
10 Anderson (Ind.) n	27
24 Hanover	26
31 Thomas More n	38

Nickname: Lions
Colors: Blue & Gold
Stadium: East Athletic Complex
Capacity: 2,400; Year Built: 2004
AD: Steven F. Radcliffe
SID: Dane Neumeister

MOUNT UNION

Alliance, OH 44601III

Coach: Larry Kehres, Mount Union 1971

2003 RESULTS (13-1)

40 Wis.-Whitewater n	17
24 Baldwin-Wallace n	0

58 Muskingum	0
66 Otterbein n	0
68 Heidelberg	13
34 John Carroll	16
35 Capital n	7
55 Marietta	0
55 Ohio Northern n	7
58 Wilmington (Ohio)	0
39 Wis.-La Crosse n	14
56 Wheaton (Ill.) n	10
66 Bridgewater (Va.) n	0
6 St. John's (Minn.) *	24

Nickname: Purple Raiders
Colors: Purple & White
Stadium: Mount Union
Capacity: 5,800; Year Built: 1915
AD: Larry Kehres
SID: Michael De Matteis

MUHLENBERG

Allentown, PA 18104-5586III

Coach: Mike Donnelly, Ithaca 1975

2003 RESULTS (7-3)

14 Merchant Marine	22
9 McDaniel n	22
41 Frank. & Marsh	20
50 Dickinson n	6
27 Ursinus	7
14 Johns Hopkins n	6
26 Gettysburg	15
20 Union (N.Y.)	15
24 Moravian n	0
20 Chris. Newport	24

Nickname: Mules
Colors: Cardinal & Grey
Stadium: Scotty Wood
Capacity: 3,000; Year Built: 1998
AD: Samuel T. Beidleman
SID: Mike Falk

MURRAY ST.

Murray, KY 42071-3318I-AA

Coach: Joe Pannunzio, Colorado St.-Pueblo 1982

2003 RESULTS (4-8)

34 Valparaiso n	0
6 Kentucky	37
7 Southern Ill.	32
10 Indiana St. n	17
24 Tennessee Tech	49
23 Jacksonville St. n	17
6 Samford	35
17 Eastern Ill. n	27
27 Southeast Mo. St.	24
20 Eastern Ky. n	38
41 Tenn.-Martin	27
10 Tennessee St. n	35

Nickname: Racers
Colors: Navy & Gold
Stadium: Stewart
Capacity: 16,800; Year Built: 1973
AD: E.W. Dennison
SID: Steve Parker

MUSKINGUM

New Concord, OH 43762III

Coach: Jeff Heacock, Muskingum 1976

2003 RESULTS (5-5)

40 Thomas More	35
45 Heidelberg	14
0 Mount Union n	58
24 Ohio Northern n	16
24 Wilmington (Ohio)	7
20 Otterbein n	12
17 Baldwin-Wallace n	35
6 John Carroll	21
21 Capital n	42

16 Marietta	19
-------------	----

Nickname: Fighting Muskies
Colors: Black & Magenta
Stadium: McConagha
Capacity: 5,000; Year Built: 1925
AD: Larry Shank/Larry Shank
SID: Tom Caudill

NAVY

Annapolis, MD 21402-5000I-AA

Coach: Paul Johnson, Western Caro. 1979

2003 RESULTS (8-5)

37 VMI n	10
3 TCU	17
39 Eastern Mich. n	7
27 Rutgers	48
28 Air Force *	25
37 Vanderbilt	27
38 Rice	6
17 Delaware n	21
35 Tulane n	17
24 Notre Dame	27
63 Central Mich. n	34
34 Army *	6
14 Texas Tech *	38

Nickname: Midshipmen
Colors: Navy Blue & Gold
Stadium: Navy-Marine Corps Mem.
Capacity: 34,000; Year Built: 1959
AD: Chester S. Gladchuk
SID: Scott Strasemeier

NEBRASKA

Lincoln, NE 68508I-AA

Coach: Frank Solich, Nebraska 1966

2003 RESULTS (10-3)

17 Oklahoma St. n	7
31 Utah St. n	7
18 Penn St. n	10
38 Southern Miss.	14
30 Troy St. n	0
24 Missouri	41
48 Texas A&M n	12
28 Iowa St. n	0
7 Texas	31
24 Kansas	3
9 Kansas St. n	38
31 Colorado	22
17 Michigan St. *	3

Nickname: Cornhuskers, Huskers
Colors: Scarlet & Cream
Stadium: Memorial
Capacity: 73,918; Year Built: 1923
AD: Steven C. Pederson
SID: Chris Anderson

NEB. WESLEYAN

Lincoln, NE 68504-2796III

Coach: Brian Keller, Neb. Wesleyan 1983

2003 RESULTS (6-4)

18 Sioux Falls n	23
26 Concordia (Neb.)	14
38 Hastings n	13
21 Northwestern (Iowa)	43
32 Dana n	20
7 Midland Lutheran	16
51 Briar Cliff n	7
29 Morningside	27
22 Doane n	21
17 Dakota Wesleyan	33

Nickname: Prairie Wolves
Colors: Gold, Brown & Black
Stadium: Abel
Capacity: 2,000; Year Built: 1986
AD: Ira Zeff
SID: Karl Skinner

NEB.-KEARNEY
Kearney, NE 68849II

Coach: Darrell Morris, Northwest Mo. St. 1983

2003 RESULTS (5-5)

24 Neb.-Omaha n.....	32
32 Wayne St. (Neb.).....	21
41 Western St.....	49
55 N.M. Highlands.....	6
23 Adams St. n.....	17
42 Colorado Mines.....	21
22 Chadron St. n.....	28
59 Fort Lewis n.....	12
34 Fort Hays St.....	38
29 Mesa St. n.....	56

Nickname: Antelopes, Lopers
Colors: Royal Blue & Light Old Gold
Stadium: Foster Field
Capacity: 5,100; Year Built: 1929
AD: Jon McBride
SID: Peter Yazvac

NEB.-OMAHA
Omaha, NE 68182II

Coach: Pat Behrms, Dakota St. 1972

2003 RESULTS (8-3)

32 Neb.-Kearney.....	24
26 Indiana (Pa.).....	28
62 Minn. St. Moorhead n.....	21
52 Western Wash. n.....	28
34 South Dakota.....	0
34 South Dakota St. n.....	17
7 North Dakota St.....	34
28 Augustana (S.D.).....	14
39 St. Cloud St. n.....	36
35 North Dakota.....	38
42 Minn. St.-Mankato n.....	25

Nickname: Mavericks
Colors: Black & Crimson
Stadium: Al F. Caniglia Field
Capacity: 9,500; Year Built: 1949
AD: Robert Danenhauer
SID: Gary Anderson

NEVADA
Reno, NV 89557I-A

Coach: Chris Tormey, Idaho 1978

2003 RESULTS (6-6)

24 Southern Utah n.....	23
23 Oregon.....	31
42 San Jose St.....	30
12 Southern Methodist n.....	9
12 UNLV n.....	16
28 Washington.....	17
28 Tulsa.....	21
34 Louisiana Tech n.....	42
42 Rice.....	52
10 Fresno St. n.....	27
24 Hawaii n.....	14
3 Boise St.....	56

Nickname: Wolf Pack
Colors: Silver & Blue
Stadium: Mackay
Capacity: 31,900; Year Built: 1966
AD: Cary Groth
SID: Jamie Klund

UNLV
Las Vegas, NV 89154I-A

Coach: John Robinson, Oregon 1958

2003 RESULTS (6-6)

28 Toledo n.....	18
24 Kansas.....	46

23 Wisconsin.....	5
33 Hawaii n.....	22
16 Nevada.....	12
7 Air Force.....	24
10 Utah n.....	28
20 Brigham Young n.....	27
37 New Mexico.....	35
0 San Diego St. n.....	7
23 Colorado St. n.....	24
35 Wyoming.....	24

Nickname: Rebels
Colors: Scarlet & Gray
Stadium: Sam Boyd
Capacity: 36,800; Year Built: 1971
AD: Mike Hamrick
SID: Mark Wallington

NEW HAMPSHIRE
Durham, NH 03824I-AA

Coach: Sean McDonnell, Boston College 1996

2003 RESULTS (5-7)

70 Central Conn. St. n.....	20
33 Central Mich.....	40
14 Villanova n.....	48
40 Rhode Island.....	55
42 Dartmouth n.....	17
30 Massachusetts.....	44
21 Delaware n.....	22
23 Richmond.....	35
20 James Madison n.....	17
28 William & Mary.....	38
38 Hofstra.....	17
47 Maine n.....	27

Nickname: Wildcats
Colors: Blue & White
Stadium: Cowell
Capacity: 9,571; Year Built: 1936
AD: Marty Scarano
SID: Scott Stapin

NEW HAVEN
West Haven, CT 06516-1999II

Coach: Dave Patenaude, Central Conn. St. 1991

2003 RESULTS (1-9)

17 Bloomsburg.....	30
17 West Chester n.....	28
7 Carson-Newman.....	54
7 Indiana (Pa.) n.....	28
42 Glenville St. n.....	43
23 C.W. Post.....	40
44 St. Joseph's (Ind.).....	24
7 Fordham.....	41
6 Central Wash.....	39
17 Tiffin n.....	28

Nickname: Chargers
Colors: Blue & Gold
Stadium: Robert B. Dodds
Capacity: 3,500
AD: Deborah Chin
SID: Jason Sullivan
Note: Discontinued football program after 2003 season.

TCNJ
Ewing, NJ 08628-0718III

Coach: Eric Hamilton, TCNJ 1975

2003 RESULTS (6-4)

28 Norwich.....	17
21 Cortland St. n.....	14
27 La Salle n.....	28
34 Southern Va.....	6
22 Rowan.....	20
21 Wm. Paterson.....	0
31 Montclair St. n.....	34
13 Brockport St. n.....	20
29 Kean.....	0

37 Delaware Valley.....	54
-------------------------	----

Nickname: Lions
Colors: Blue & Gold
Stadium: Lions' Stadium
Capacity: 6,000; Year Built: 1984
AD: Kevin A. McHugh
SID: Ann King

NEW MEXICO
Albuquerque, NM 87131I-A

Coach: Rocky Long, New Mexico 1974

2003 RESULTS (8-5)

72 Texas St. n.....	8
28 Texas Tech.....	42
7 Brigham Young n.....	10
13 Washington St.....	23
24 New Mexico St. n.....	17
34 Utah St. n.....	7
30 San Diego St.....	7
47 Utah.....	35
35 UNLV n.....	37
37 Colorado St. n.....	34
24 Air Force n.....	12
26 Wyoming.....	3
14 Oregon St. *.....	55

Nickname: Lobos
Colors: Cherry & Silver
Stadium: University
Capacity: 37,370; Year Built: 1960
AD: Rudy Davalos
SID: Greg Remington

N.M. HIGHLANDS
Las Vegas, NM 87701II

Coach: John Critchett, Weber St. 1998

2003 RESULTS (0-11)

13 Northern Colo.....	72
14 Eastern N.M.....	45
7 Mesa St.....	59
6 Neb.-Kearney n.....	55
18 Western N.M.....	42
7 Adams St.....	50
27 Western St. n.....	30
40 Colorado Mines n.....	75
6 Chadron St.....	49
29 Fort Lewis.....	39
17 Fort Hays St. n.....	31

Nickname: Cowboys
Colors: Purple & White
Stadium: Perkins Stadium
Capacity: 3,500; Year Built: 1930
AD: John Lumley
SID: Tim Gotto

NEW MEXICO ST.
Las Cruces, NM 88003I-A

Coach: Tony Samuel, Nebraska 1979

2003 RESULTS (3-9)

7 Texas.....	66
48 Western N.M. n.....	3
16 Oregon St.....	28
17 New Mexico.....	24
31 Idaho n.....	35
18 Middle Tenn.....	35
24 La.-Lafayette.....	26
21 La.-Monroe.....	14
24 Arkansas St. n.....	28
26 Utah St. n.....	21
20 Arkansas.....	48
10 North Texas n.....	13

Nickname: Aggies
Colors: Crimson & White
Stadium: Aggie Memorial
Capacity: 30,343; Year Built: 1978
AD: Brian Faison
SID: Heath Nielsen

NEWBERRY
Newberry, SC 29108.....II

Coach: Zak Willis, Furman 1990

2003 RESULTS (3-7)

14 Coastal Caro.....	21
54 North Greenville n.....	20
23 North Dakota.....	42
10 Lenoir-Rhyne n.....	7
18 Carson-Newman n.....	35
9 Tusculum.....	39
19 Catawba.....	30
32 Wingate n.....	31
24 Mars Hill.....	31
14 Presbyterian n.....	42

Nickname: Indians
Colors: Scarlet & Gray
Stadium: Setzler Field
Capacity: 4,000; Year Built: 1930
AD: Andy Carter
SID: Scott McCain

NICHOLLS ST.
Thibodaux, LA 70310.....IAA

Coach: Daryl Daye, LSU 1986

2003 RESULTS (5-6)

70 Bethel (Tenn.) n.....	0
17 South Fla.....	27
37 Portland St.....	44
26 Tex. A&M-Kingsville.....	27
64 Texas Southern n.....	5
23 Fla. Atlantic.....	31
40 Northwestern St.....	30
37 Sam Houston St. n.....	12
31 Texas St. n.....	13
16 Stephen F. Austin.....	28
28 McNeese St. n.....	63

Nickname: Colonels
Colors: Red & Gray
Stadium: John L. Guidry
Capacity: 12,800; Year Built: 1972
AD: Robert J. Bernardi
SID: Bobby Galinsky

NICHOLS
Dudley, MA 01571-5000.....III

Coach: Bill Carven, Nichols 1994

2003 RESULTS (6-4)

14 Worcester St.....	24
44 Bridgewater St.....	47
33 Westfield St. n.....	28
34 Salve Regina.....	27
49 Maine Maritime.....	28
21 Mass.-Dartmouth n.....	6
15 Curry n.....	22
13 MIT.....	14
14 Endicott n.....	7
34 Western New Eng.....	13

Nickname: Bison
Colors: Green & White
Stadium: Bison Bowl
Capacity: 3,000; Year Built: 1961
AD: Charlyn Robert
SID: Mike Serijan

NORFOLK ST.
Norfolk, VA 23504.....IAA

Coach: Willie Gillus, Norfolk St. 1988

2003 RESULTS (1-11)

15 Virginia St. n.....	16
7 Savannah St.....	3
9 VMI.....	34
14 Bethune-Cookman n.....	56

14 N.C. A&T n.....	34
15 South Carolina St.....	34
0 Hampton n.....	52
10 Florida A&M.....	60
28 Howard n.....	42
21 Liberty.....	69
25 Delaware St.....	36
34 Morgan St.....	43

Nickname: Spartans
Colors: Green & Gold
Stadium: Price
Capacity: 30,000; Year Built: 1997
AD: Orby Moss Jr.
SID: Matt Michalec

NORTH ALA.
Florence, AL 35632-0001.....II

Coach: Mark Hudspeth, Delta St. 1992

2003 RESULTS (13-1)

68 Stillman n.....	7
28 Jacksonville St.....	16
38 Harding.....	3
41 Ark.-Monticello n.....	20
21 Southern Ark.....	14
41 Ouachita Baptist n.....	14
55 Arkansas Tech.....	9
31 Central Ark. n.....	12
17 Valdosta St.....	10
48 West Ga.....	21
44 West Ala. n.....	10
48 Southern Ark. n.....	24
41 Carson-Newman n.....	9
22 North Dakota.....	29

Nickname: Lions
Colors: Purple & Gold
Stadium: Braly
Capacity: 14,215; Year Built: 1940
AD: Joel Erdmann
SID: Jeff Hodges

NORTH CAROLINA
Chapel Hill, NC 27515.....IA

Coach: John Bunting, North Carolina 1972

2003 RESULTS (2-10)

0 Florida St. n.....	37
47 Syracuse n.....	49
27 Wisconsin.....	38
34 North Carolina St.....	47
13 Virginia n.....	38
28 East Caro.....	17
31 Arizona St. n.....	33
28 Clemson.....	36
21 Maryland.....	59
42 Wake Forest n.....	34
24 Georgia Tech.....	41
22 Duke n.....	30

Nickname: Tar Heels
Colors: Carolina Blue & White
Stadium: Kenan Memorial
Capacity: 60,000; Year Built: 1927
AD: Richard Baddour
SID: Steve Kirschner

N.C. A&T
Greensboro, NC 27411.....IAA

Coach: Bill Hayes, N.C. Central 1965

2003 RESULTS (10-3)

25 N.C. Central *.....	0
10 Jackson St.....	7
16 Southern U. *.....	35
29 Elon.....	14
34 Norfolk St.....	14
28 Morgan St.....	21
22 Florida A&M n.....	16
27 Howard n.....	7
13 Bethune-Cookman.....	7
33 Delaware St. n.....	7

38 Hampton n.....	28
9 South Carolina St. *.....	49
10 Wofford.....	31

Nickname: Aggies
Colors: Blue & Gold
Stadium: Aggie
Capacity: 21,000; Year Built: 1981
AD: Charles Davis
SID: Donal O. Ware

N.C. CENTRAL
Durham, NC 27707.....II

Coach: Rod Broadway, North Carolina 1977

2003 RESULTS (4-6)

0 N.C. A&T *.....	25
31 Morehouse n.....	24
21 Delaware St. n.....	14
28 Virginia St.....	22
23 Elizabeth City St. *.....	25
31 St. Augustine's n.....	34
7 Fayetteville St. n.....	45
0 Winston-Salem.....	47
3 Livingstone n.....	17
48 Johnson Smith.....	7

Nickname: Eagles
Colors: Maroon & Gray
Stadium: O'Kelly-Riddick
Capacity: 10,000; Year Built: 1975
AD: William Hayes
SID: Kyle Serba

NORTH CAROLINA ST.
Raleigh, NC 27695-7001.....IA

Coach: Chuck Amato, North Carolina St. 1969

2003 RESULTS (8-5)

59 Western Caro. n.....	20
24 Wake Forest.....	38
38 Ohio St.....	44
49 Texas Tech n.....	21
47 North Carolina n.....	34
21 Georgia Tech.....	29
31 Connecticut n.....	24
17 Clemson n.....	15
28 Duke.....	21
51 Virginia n.....	37
44 Florida St.....	50
24 Maryland n.....	26
56 Kansas *.....	26

Nickname: Wolfpack
Colors: Red & White
Stadium: Carter-Finley
Capacity: 51,500; Year Built: 1966
AD: Lee G. Fowler
SID: Annabelle Vaughan

NORTH CENTRAL (ILL.)
Naperville, IL 60566-7063.....III

Coach: John Thorne, Ill. Wesleyan 1969

2003 RESULTS (7-3)

55 Benedictine (Ill.) n.....	0
21 Colorado Col.....	0
17 Franklin n.....	14
7 Augustana (Ill.).....	27
33 North Park n.....	13
20 Ill. Wesleyan n.....	16
29 Carthage.....	24
23 Wheaton (Ill.) n.....	37
16 Millikin.....	39
34 Elmhurst n.....	28

Nickname: Cardinals
Colors: Cardinal & White
Stadium: Benedetti-Wehrli Stadium
Capacity: 5,500; Year Built: 1999
AD: Walter J. Johnson
SID: Josh Hendricks

NORTH DAKOTA

Grand Forks, ND 58202II

Coach: Dale Lennon, North Dakota 1985

2003 RESULTS (12-2)

59	Minn.-Crookston n.....	0
24	Mesa St.....	31
42	Newberry n.....	23
13	Augustana (S.D.) n.....	3
29	St. Cloud St. n.....	28
25	South Dakota St.	24
28	North Dakota St. n.....	21
41	Minn. St.-Mankato.....	25
38	Neb.-Omaha n.....	35
37	South Dakota.....	3
24	Pittsburg St. n.....	14
36	Winona St. n.....	29
29	North Ala. n.....	22
3	Grand Valley St. *.....	10

Nickname: Fighting Sioux
 Colors: Green & White
 Stadium: Alerus Center
 Capacity: 13,500; Year Built: 2001
 AD: Roger Thomas
 SID: Mitchell Wigness

NORTH DAKOTA ST.

Fargo, ND 58105-5600II

Coach: Craig Bohl, Nebraska 1982

2003 RESULTS (8-3)

25	Montana.....	24
14	UC Davis n.....	23
24	South Dakota St. n.....	0
20	Minn. St.-Mankato.....	9
34	Neb.-Omaha n.....	7
21	North Dakota.....	28
42	Augustana (S.D.).....	10
35	South Dakota n.....	3
30	St. Cloud St.	33
58	Concordia-St. Paul n.....	24
28	Tusculum n.....	7

Nickname: Bison
 Colors: Yellow & Green
 Stadium: Fargodome
 Capacity: 18,700; Year Built: 1992
 AD: Gene Taylor
 SID: George Ellis

NORTH GREENVILLE

Tigerville, SC 29688.....II

Coach: Brian Smith, North Greenville

2003 RESULTS (6-5)

39	Coastal Caro. n.....	49
49	Charleston So.	21
14	Mars Hill n.....	35
20	Newberry.....	54
21	Wingate.....	42
37	St. Paul's n.....	16
35	Allen n.....	20
42	Southern Va.	29
41	Ky. Wesleyan.....	10
37	Charleston (W.V.) n.....	24
14	Geneva.....	37

Nickname: Crusaders
 Colors: Red, Black, and White
 Stadium: Younts Stadium
 Capacity: 7,000; Year Built: 2004
 AD: Jan McDonald
 SID: Butch Dean

NORTH PARK

Chicago, IL 60625-4895.....III

Coach: Robin Cooper, Ill. Wesleyan 1975

2003 RESULTS (2-8)

24	Greenville.....	17
7	Chicago *.....	41
23	Eureka.....	21
7	Ill. Wesleyan.....	27
13	North Central.....	33
17	Augustana (Ill.).....	48
23	Elmhurst.....	30
0	Millikin *.....	56
12	Wheaton (Ill.).....	61
3	Carthage.....	21

Nickname: Vikings
 Colors: Blue & Gold
 Stadium: Hedstrand Field
 Capacity: 2,500; Year Built: 1955
 AD: Jack Surridge
 SID: Chris Nelson

NORTH TEXAS

Denton, TX 76203-6737IA

Coach: Darrell Dickey, Kansas St. 1984

2003 RESULTS (9-4)

3	Oklahoma.....	37
52	Baylor n.....	14
21	Air Force.....	34
7	Arkansas.....	31
44	La.-Lafayette n.....	23
24	Idaho.....	14
37	Utah St. n.....	27
33	Middle Tenn.....	28
21	Troy St. n.....	0
28	La.-Monroe.....	26
58	Arkansas St. n.....	14
13	New Mexico St.....	10
17	Memphis *.....	27

Nickname: Mean Green
 Colors: Green & White
 Stadium: Fouts Field
 Capacity: 30,500; Year Built: 1952
 AD: Rick Villarreal
 SID: Eric Capper

NORTHEASTERN

Boston, MA 02115-5096IAA

Coach: Don Brown, Norwich 1977

2003 RESULTS (8-4)

78	Stonehill n.....	6
51	Albany (N.Y.) n.....	0
42	Rhode Island.....	39
48	William & Mary n.....	14
7	Villanova.....	28
20	Harvard.....	28
14	Hofstra.....	24
20	Maine n.....	14
24	Massachusetts.....	28
25	Delaware n.....	14
45	Richmond n.....	0
41	James Madison.....	24

Nickname: Huskies
 Colors: Red & Black
 Stadium: Parsons Field
 Capacity: 7,000; Year Built: 1933
 AD: David O'Brien
 SID: Mickey Brown

NORTHEASTERN ST.

Tahlequah, OK 74464-2399II

Coach: Tom Eckert, Northeastern St. 1966

2003 RESULTS (3-7)

20	Arkansas Tech n.....	31
15	Mo. Southern St.....	10
10	Eastern N.M. n.....	24
20	Midwestern St.....	30
35	Southeastern Okla. n.....	42
13	Tex. A&M-Kingsville.....	42
44	Tarleton St.....	48
49	Southwestern Okla. n.....	38
42	Central Okla.....	62
48	East Central n.....	31

Nickname: Redmen
 Colors: Green & White
 Stadium: Doc Wadley Stadium
 Capacity: 12,000; Year Built: 1964
 AD: Eddie Griffin
 SID: Scott Pettus

NORTHERN ARIZ.

Flagstaff, AZ 86011-5400IAA

Coach: Jerome Souers, Oregon 1983

2003 RESULTS (9-4)

44	St. Mary's (Cal.) n.....	3
14	Arizona St.....	34
23	Portland St.....	0
24	Cal Poly n.....	7
48	Weber St.....	29
24	Sacramento St.....	21
54	Eastern Wash. n.....	31
17	Montana St.....	21
21	Montana n.....	59
46	Idaho St. n.....	31
34	Sam Houston St.....	18
35	McNeese St.....	3
25	Fla. Atlantic n.....	48

Nickname: Lumberjacks
 Colors: Blue & Gold
 Stadium: Walkup Skydome
 Capacity: 15,300; Year Built: 1977
 AD: Steven P. Holton
 SID: Steven Shaff

NORTHERN COLO.

Greeley, CO 80639.....II

Coach: Kay Dalton, Colorado St. 1954

2003 RESULTS (9-2)

72	N.M. Highlands n.....	13
44	Western St.....	3
33	Idaho St.....	42
35	Minn. St.-Mankato n.....	7
14	Montana St.....	10
19	Fla. Atlantic.....	21
55	Adams St. n.....	14
29	Southern Utah.....	25
41	Augustana (S.D.) n.....	0
35	UC Davis.....	28
48	Western Wash. n.....	17

Nickname: Bears
 Colors: Blue & Gold
 Stadium: Nottingham Field
 Capacity: 8,500; Year Built: 1995
 AD: James E. Fallis
 SID: Colin McDonough

NORTHERN ILL.

De Kalb, IL 60115-2854I-A

Coach: Joe Novak, Miami (Ohio) 1967

2003 RESULTS (10-2)

20 Maryland n.....	13
42 Tennessee Tech n.....	17
19 Alabama.....	16
24 Iowa St. n.....	16
30 Ohio n.....	23
40 Central Mich.....	24
37 Western Mich. n.....	10
18 Bowling Green.....	34
48 Ball St. n.....	23
40 Buffalo.....	9
30 Toledo.....	49
38 Eastern Mich. n.....	24

Nickname: Huskies
 Colors: Cardinal & Black
 Stadium: Brigham Field at Huskie Stadium
 Capacity: 31,000; Year Built: 1965
 AD: George Shur (Interim)
 SID: Mike Korcek

NORTHERN IOWA

Cedar Falls, IA 50614I-AA

Coach: Mark Farley, Northern Iowa 1986

2003 RESULTS (10-3)

10 Iowa St.	17
62 Northern Mich. n.....	0
38 Stephen F. Austin.....	24
43 Northwestern St. n.....	10
16 Illinois St.....	7
22 Indiana St. n.....	14
26 Southwest Mo. St.....	20
38 Western Ill.....	30
47 Youngstown St. n.....	9
3 Western Ky.....	24
43 Southern Ill. n.....	40
35 Montana St. n.....	14
7 Delaware.....	37

Nickname: Panthers
 Colors: Purple & Old Gold
 Stadium: U.N.I.-Dome
 Capacity: 16,324; Year Built: 1976
 AD: Rick Hartzell
 SID: Nancy Justis

NORTHERN MICH.

Marquette, MI 49855-5391II

Coach: Doug Sams, Oregon St. 1978

2003 RESULTS (3-8)

0 Northern Iowa.....	62
29 Mercyhurst.....	41
26 Ferris St.....	14
49 Indianapolis n.....	17
20 Hillsdale.....	27
20 Grand Valley St. n.....	50
10 Ashland.....	31
42 Wayne St. (Mich.) n.....	45
35 Michigan Tech n.....	24
15 Saginaw Valley.....	42
17 Northwood n.....	56

Nickname: Wildcats
 Colors: Old Gold & Olive Green
 Stadium: Superior Dome
 Capacity: 8,000; Year Built: 1991
 AD: Kenneth Godfrey
 SID: David Faiella

NORTHERN ST.

Aberdeen, SD 57401II

Coach: Ken Heupel, Northern St. 1983

2003 RESULTS (7-4)

24 Augustana (S.D.) n.....	21
57 St. Mary (Kan.) n.....	6

13 St. Cloud St.....	27
46 Minn. Duluth n.....	7
47 Wayne St. (Neb.).....	10
51 Minn.-Crookston n.....	14
52 Concordia-St. Paul.....	59
42 Bemidji St. n.....	48
56 Minn. St. Moorhead.....	27
27 Winona St. *.....	49
41 Southwest Minn. St.....	17

Nickname: Wolves
 Colors: Maroon & Gold
 Stadium: Swisher
 Capacity: 6,000; Year Built: 1975
 AD: Robert A. Olson
 SID: Nick Kornder

NORTHWEST MO. ST.

Maryville, MO 64468-6001II

Coach: Mel Tjeerdsma, Southern St. (S.D.) 1967

2003 RESULTS (8-3)

0 South Dakota St.....	20
23 Minn. St.-Mankato n.....	16
24 Central Mo. St. n.....	52
60 Mo.-Rolla.....	22
45 Washburn n.....	14
16 Emporia St.....	13
47 Mo. Southern St. n.....	14
27 Mo. Western St.....	30
37 Truman n.....	0
26 Southwest Baptist n.....	24
20 Pittsburg St. *.....	19

Nickname: Bearcats
 Colors: Green & White
 Stadium: Rickenbrode
 Capacity: 7,500; Year Built: 1917
 AD: Bob Boerigter
 SID: Andy Seeley

NORTHWESTERN

Evanston, IL 60208I-A

Coach: Randy Walker, Miami (Ohio) 1976

2003 RESULTS (6-7)

28 Kansas.....	20
21 Air Force n.....	22
14 Miami (Ohio) n.....	44
28 Duke.....	10
0 Ohio St.....	20
17 Minnesota n.....	42
37 Indiana.....	31
16 Wisconsin n.....	7
14 Purdue.....	34
17 Penn St. n.....	7
10 Michigan n.....	41
37 Illinois.....	20
24 Bowling Green *.....	28

Nickname: Wildcats
 Colors: Purple & White
 Stadium: Ryan Field
 Capacity: 47,129; Year Built: 1997
 AD: Mark Murphy
 SID: Mike Wolf

NORTHWESTERN ST.

Natchitoches, LA 71497-0003I-AA

Coach: Scott Stoker, Northwestern St. 1991

2003 RESULTS (6-6)

23 Jackson St. n.....	7
24 Tulane.....	27
43 Delaware St. n.....	6
14 La.-Monroe.....	10
10 Northern Iowa.....	43
59 Okla. Panhandle n.....	0
87 Southeastern La. n.....	27
49 Texas St.....	19
30 Nicholls St. n.....	40
24 Sam Houston St.....	29

9 McNeese St.....	13
14 Stephen F. Austin n.....	44

Nickname: Demons
 Colors: Purple, White & Orange
 Stadium: Turpin
 Capacity: 15,971; Year Built: 1976
 AD: Gregory S. Burke
 SID: Doug Ireland

NORTHWOOD

Midland, MI 48640-2398II

Coach: Pat Riepma, Hillsdale 1983

2003 RESULTS (6-5)

14 Saginaw Valley.....	30
21 Ashland n.....	24
35 Findlay.....	7
30 Mercyhurst n.....	3
16 Ferris St.....	40
52 Indianapolis n.....	7
34 Hillsdale.....	31
14 Grand Valley St. n.....	33
28 Wayne St. (Mich.).....	24
7 Michigan Tech n.....	34
56 Northern Mich.....	17

Nickname: Timberwolves
 Colors: Columbia Blue & White
 Stadium: Hantz Stadium
 Capacity: 3,000; Year Built: 2001
 AD: Pat Riepma
 SID: Ryan Thompson

NORWICH

Northfield, VT 05663III

Coach: Mike Yesalonja, Norwich 1982

2003 RESULTS (6-5)

17 TCNJ n.....	28
13 Merchant Marine.....	24
6 St. John Fisher.....	31
41 Plymouth St. n.....	0
34 Coast Guard.....	7
35 Mount Ida n.....	12
24 St. Lawrence n.....	20
32 Springfield.....	63
33 Western Conn. St. n.....	26
18 Hobart.....	34
35 WPI.....	28

Nickname: Cadets
 Colors: Maroon & Gold
 Stadium: Sabine Field
 Capacity: 5,000; Year Built: 1921
 AD: Anthony A. Mariano
 SID: Pete Lefresne

NOTRE DAME

Notre Dame, IN 46556I-A

Coach: Tyrone Willingham, Michigan St. 1977

2003 RESULTS (5-7)

29 Washington St. n.....	26
0 Michigan.....	38
16 Michigan St. n.....	22
10 Purdue.....	23
20 Pittsburgh.....	14
14 Southern California n.....	45
25 Boston College.....	27
0 Florida St. n.....	37
27 Navy n.....	24
33 Brigham Young n.....	14
57 Stanford.....	7
12 Syracuse.....	38

Nickname: Fighting Irish
 Colors: Blue & Gold
 Stadium: Notre Dame
 Capacity: 80,795; Year Built: 1930
 AD: Kevin White
 SID: John Heisler

OBERLIN

Oberlin, OH 44074.....III

Coach: Jeff Ramsey, UC Davis 1983

2003 RESULTS (5-5)

6 Frank. & Marsh.....	30
7 Mt. St. Joseph n.....	14
10 Case Reserve n.....	17
24 Hiram.....	12
14 Wooster n.....	7
9 Kenyon n.....	6
6 Wabash.....	38
37 Earlham n.....	14
7 Ohio Wesleyan.....	24
42 Denison.....	3

Nickname: Yeomen
 Colors: Crimson & Gold
 Stadium: Dill Field
 Capacity: 3,500; Year Built: 1925
 AD: Vin Lananna
 SID: NA

OCCIDENTAL

Los Angeles, CA 90041.....III

Coach: Dale Widolff, Indianapolis 1975

2003 RESULTS (7-2)

41 Puget Sound n.....	13
43 Lewis & Clark.....	30
35 Whittier.....	24
14 Pomona-Pitzer.....	28
14 Redlands n.....	18
49 Colorado Col.....	7
34 Cal Lutheran n.....	24
35 La Verne n.....	7
33 Claremont-MS.....	10

Nickname: Tigers
 Colors: Orange & Black
 Stadium: Patterson Field
 Capacity: 3,000; Year Built: 1900
 AD: Dixon Farmer
 SID: Andrew Holmes

OHIO

Athens, OH 45701.....I-A

Coach: Brian Knorr, Air Force 1986

2003 RESULTS (2-10)

17 Southeast Mo. St. n.....	3
20 Iowa St.....	48
20 Minnesota n.....	42
32 Western Mich. n.....	39
23 Northern Ill.....	30
28 UCF n.....	0
14 Kentucky.....	35
17 Buffalo.....	26
33 Kent St. n.....	37
28 Akron.....	35
31 Miami (Ohio) n.....	49
0 Marshall.....	28

Nickname: Bobcats
 Colors: Hunter Green & White
 Stadium: Peden
 Capacity: 24,000; Year Built: 1929
 AD: Thomas C. Boeh
 SID: Jim Stephan

OHIO NORTHERN

Ada, OH 45810.....III

Coach: Tom Kaczowski, Illinois 1978

2003 RESULTS (4-6)

7 Dayton.....	42
20 Capital n.....	30
23 John Carroll.....	28
16 Muskingum.....	24
38 Baldwin-Wallace n.....	50
21 Marietta.....	13
19 Otterbein n.....	6

34 Wilmington (Ohio) n.....	21
7 Mount Union.....	55
33 Heidelberg n.....	0

Nickname: Polar Bears
 Colors: Burnt Orange & Black
 Stadium: Dial-Roberson Stadium
 Capacity: 3,500; Year Built: 2004
 AD: Thomas E. Simmons
 SID: Tim Glon

OHIO ST.

Columbus, OH 43210.....I-A

Coach: Jim Tressel, Baldwin-Wallace 1975

2003 RESULTS (11-2)

28 Washington n.....	9
16 San Diego St. n.....	13
44 North Carolina St. n.....	38
24 Bowling Green n.....	17
20 Northwestern n.....	0
10 Wisconsin.....	17
19 Iowa n.....	10
35 Indiana.....	6
21 Penn St.....	20
33 Michigan St. n.....	23
16 Purdue n.....	13
21 Michigan.....	35
35 Kansas St. *.....	28

Nickname: Buckeyes
 Colors: Scarlet & Gray
 Stadium: Ohio
 Capacity: 101,568; Year Built: 1922
 AD: Ferdinand A. Geiger
 SID: Steve Snapp

OHIO WESLEYAN

Delaware, OH 43015.....III

Coach: Mike Holloway, Michigan 1974

2003 RESULTS (4-6)

0 Olivet n.....	21
17 Denison.....	10
3 Albion n.....	10
7 Wooster.....	37
29 Earlham n.....	14
0 Wabash n.....	21
0 Wittenberg.....	63
42 Kenyon.....	28
24 Oberlin n.....	7
12 Allegheny.....	20

Nickname: Battling Bishops
 Colors: Red & Black
 Stadium: Selby Field
 Capacity: 9,600; Year Built: 1929
 AD: John A. Martin
 SID: Mark Beckenbach

OKLAHOMA

Norman, OK 73019.....I-A

Coach: Bob Stoops, Iowa 1983

2003 RESULTS (12-2)

37 North Texas n.....	3
20 Alabama.....	13
52 Fresno St. n.....	28
59 UCLA n.....	24
53 Iowa St.....	7
65 Texas *.....	13
34 Missouri n.....	13
34 Colorado.....	20
52 Oklahoma St. n.....	9
77 Texas A&M n.....	0
41 Baylor n.....	3
56 Texas Tech.....	25
7 Kansas St. *.....	35
14 LSU *.....	21

Nickname: Sooners
 Colors: Crimson & Cream

Stadium: Memorial
 Capacity: 81,000; Year Built: 1923
 AD: Joseph R. Castiglione
 SID: Kenny Mossman

OKLA. PANHANDLE

Goodwell, OK 73939.....II

Coach: Ryan Held, Nebraska 1997

2003 RESULTS (6-5)

21 West Tex. A&M.....	42
32 Southwestern (Kan.) n.....	14
14 Peru St.....	17
20 Lincoln (Mo.) n.....	23
0 Northwestern St.....	59
42 Bacone n.....	41
7 Fort Hays St.....	41
38 S'western Assemblie.....	14
32 Haskell n.....	17
25 Langston n.....	15
41 Southern Nazarene n.....	38

Nickname: Aggies
 Colors: Navy, Scarlet, and White
 Stadium: Carl Wooten
 Capacity: 5,000
 AD: Wayne Stewart
 SID: Jason Cronin

OKLAHOMA ST.

Stillwater, OK 74078-5070.....I-A

Coach: Les Miles, Michigan 1976

2003 RESULTS (9-4)

7 Nebraska.....	17
48 Wyoming n.....	24
42 Southwest Mo. St. n.....	3
52 Southern Methodist.....	6
56 La-Lafayette n.....	3
38 Kansas St. n.....	34
51 Texas Tech n.....	49
38 Texas A&M.....	10
9 Oklahoma.....	52
16 Texas n.....	55
44 Kansas n.....	21
38 Baylor.....	21
28 Mississippi *.....	31

Nickname: Cowboys
 Colors: Orange & Black
 Stadium: Boone Pickens Stadium
 Capacity: 48,500; Year Built: 1920
 AD: Harry Birdwell
 SID: Steve Buzzard

OLIVET

Olivet, MI 49076.....III

Coach: Irv Sigler, Olivet 1965

2003 RESULTS (4-6)

44 Defiance n.....	12
21 Ohio Wesleyan.....	0
56 Manchester.....	0
19 Albion n.....	20
14 Alma.....	35
24 Kalamazoo n.....	35
42 Adrian.....	49
44 Tri-State n.....	41
37 Hope n.....	56
33 Wis. Lutheran.....	45

Nickname: Fighting Comets
 Colors: Red & White
 Stadium: Griswold Field
 Capacity: 3,500; Year Built: 1972
 AD: Dave Price
 SID: Geoffrey Henson

OREGON
Eugene, OR 97401I-A

Coach: Mike Bellotti, UC Davis 1973

2003 RESULTS (8-5)

42	Mississippi St.	34
31	Nevada n	23
48	Arizona	10
31	Michigan n	27
16	Washington St. n	55
13	Utah	17
14	Arizona St.	59
35	Stanford n	0
10	Washington	42
21	California n	17
31	UCLA	13
34	Oregon St. n	20
30	Minnesota *	31

Nickname: Ducks
Colors: Green & Yellow
Stadium: Autzen
Capacity: 54,000; Year Built: 1967
AD: William Moos
SID: David Williford

OREGON ST.
Corvallis, OR 97331I-A

Coach: Dennis Erickson, Montana St. 1969

2003 RESULTS (8-5)

40	Sacramento St. n	7
14	Fresno St.	16
28	New Mexico St. n	16
26	Boise St. n	24
45	Arizona St. n	17
35	California	21
17	Washington n	38
30	Washington St.	36
52	Arizona n	23
43	Stanford n	3
20	Oregon	34
28	Southern California	52
55	New Mexico *	14

Nickname: Beavers
Colors: Orange & Black
Stadium: Reser
Capacity: 35,362; Year Built: 1953
AD: Bob DeCarolis
SID: Steve Fenk

OTTERBEIN
Westerville, OH 43081-2006III

Coach: Joe Loth, Otterbein 1991

2003 RESULTS (3-7)

24	Case Reserve	35
26	Marietta	21
30	Wilmington (Ohio) n	21
0	Mount Union	66
13	Capital n	31
12	Muskingum	20
6	Ohio Northern	19
51	Heidelberg n	2
0	John Carroll	14
7	Baldwin-Wallace n	41

Nickname: Cardinals
Colors: Tan & Cardinal
Stadium: Memorial
Capacity: 4,000; Year Built: 1946
AD: Richard E. Reynolds
SID: Ed Syguda

OUACHITA BAPTIST
Arkadelphia, AR 71998-0001II

Coach: Todd Knight, Ouachita Baptist 1986

2003 RESULTS (5-5)

30	Southeastern Okla. n	27
23	Arkansas Tech	34
43	Central Ark. n	28
21	Valdosta St.	42
14	North Ala.	41
48	Ark.-Monticello n	21
27	Southern Ark.	37
35	Henderson St. n	17
21	Delta St.	45
26	Harding n	18

Nickname: Tigers
Colors: Purple & Gold
Stadium: A.U. Williams Field
Capacity: 5,200
AD: David R. Sharp
SID: Chris Babb

PACE
Pleasantville, NY 10570-2799II

Coach: Greg Lusardi, Slippery Rock 1975

2003 RESULTS (2-8)

24	Bryant	31
22	Iona	29
13	Merrimack n	14
27	Assumption	14
7	C.W. Post n	52
18	American Int'l n	27
15	Stonehill n	13
0	Bentley n	59
12	St. Anselm	24
7	Southern Conn. St.	49

Nickname: Setters
Colors: Navy & Gold
Stadium: Finnerty Field
Capacity: 1,500; Year Built: 1969
AD: Joseph F. O'Donnell
SID: Brian Mundy

PACIFIC LUTHERAN
Tacoma, WA 98447-0003III

Coach: Frosty Westering, Neb.-Omaha 1952

2003 RESULTS (6-3)

12	Azusa Pacific	21
31	Chapman n	3
10	Linfield	19
27	Eastern Ore.	17
28	Whitworth n	24
48	Lewis & Clark n	7
27	Willamette	36
35	Menlo n	28
40	Puget Sound n	14

Nickname: Lutes
Colors: Black & Gold
Stadium: Sparks
Capacity: 4,500
AD: Paul Hoeseth
SID: Dave Girrard

PENNSYLVANIA
Philadelphia, PA 19104-6322I-AA

Coach: Al Bagnoli, Central Conn. St. 1975

2003 RESULTS (10-0)

51	Duquesne n	10
31	Lehigh	24
33	Dartmouth	20
14	Bucknell n	13
31	Columbia	7
34	Yale n	31
24	Brown	21
37	Princeton n	7
32	Harvard	24
59	Cornell n	7

Nickname: Quakers
Colors: Red & Blue
Stadium: Franklin Field
Capacity: 53,000; Year Built: 1895
AD: Steve Bilsky
SID: Rich Schepis

PENN ST.
University Park, PA 16802I-A

Coach: Joe Paterno, Brown 1950

2003 RESULTS (3-9)

23	Temple n	10
14	Boston College n	27
10	Nebraska	18
32	Kent St. n	10
14	Minnesota n	20
23	Wisconsin n	30
14	Purdue	28
14	Iowa	26
20	Ohio St. n	21
7	Northwestern	17
52	Indiana n	7
10	Michigan St.	41

Nickname: Nittany Lions
Colors: Blue & White
Stadium: Beaver
Capacity: 106,537; Year Built: 1960
AD: Timothy M. Curley
SID: Jeff Nelson

PITTSBURG ST.
Pittsburg, KS 66762II

Coach: Chuck Broyles, Pittsburg St. 1970

2003 RESULTS (9-3)

56	Lincoln (Mo.) n	0
46	St. Cloud St. n	14
48	Truman	8
56	Southwest Baptist	28
59	Mo.-Rolla n	6
37	Washburn	10
20	Emporia St. n	22
49	Mo. Southern St.	0
27	Mo. Western St. n	7
28	Central Mo. St.	24
19	Northwest Mo. St. *	20
14	North Dakota	24

Nickname: Gorillas
Colors: Crimson & Gold
Stadium: Carnie Smith
Capacity: 8,343; Year Built: 1924
AD: Charles Broyles
SID: Dan Wilkes

PITTSBURGH
Pittsburgh, PA 15260I-A

Coach: Walt Harris, Pacific 1968

2003 RESULTS (8-5)

43	Kent St. n	3
42	Ball St. n	21
31	Toledo	35
37	Texas A&M	26
14	Notre Dame n	20
42	Rutgers	32
34	Syracuse n	14
24	Boston College	13
31	Virginia Tech n	28
31	West Virginia	52
30	Temple	16
14	Miami (Fla.) n	28
16	Virginia *	23

Nickname: Panthers
Colors: Gold & Blue
Stadium: Heinz Field
Capacity: 65,000; Year Built: 2001
AD: Jeffrey Long
SID: E. J. Borghetti

PLYMOUTH ST.

Plymouth, NH 03264-1595III

Coach: Paul Castonia, Trinity (Conn.) 1986

2003 RESULTS (0-10)

0 Norwich.....	41
0 Western Conn. St.....	43
0 Bentley.....	62
8 WPI.....	37
0 Mass.-Dartmouth n.....	29
7 Wm. Paterson n.....	26
0 Springfield n.....	62
12 Coast Guard n.....	49
7 Southern Conn. St. n.....	43
0 Merchant Marine n.....	28

Nickname: Panthers
 Colors: Green & White
 Stadium: Currier Memorial Field
 Capacity: 1,000; Year Built: 1970
 AD: John P. Clark
 SID: Kent Cherrington

POMONA-PITZER

Claremont, CA 91711-6346III

Coach: Roger Caron, Harvard 1985

2003 RESULTS (5-4)

26 La Verne n.....	23
38 Whittier.....	20
35 Trinity (Tex.) n.....	31
21 Rhodes.....	31
28 Occidental n.....	14
38 Chicago.....	21
35 Cal Lutheran n.....	62
7 Redlands.....	9
21 Claremont-MS.....	28

Nickname: Sagehens
 Colors: Blue, Orange & White
 Stadium: Merritt Field
 Capacity: 2,000; Year Built: 1991
 AD: Charles C. Katsiaficas
 SID: Ben Belleto

PORTLAND ST.

Portland, OR 97207-0751IAA

Coach: Tim Walsh, UC Riverside 1977

2003 RESULTS (4-7)

34 Tex. A&M-Kingsville n.....	21
44 Nicholls St. n.....	37
0 Northern Ariz. n.....	23
16 Fresno St.	42
21 Stephen F. Austin.....	13
16 Eastern Wash.....	42
20 Sacramento St. n.....	7
14 Montana.....	42
20 Idaho St.....	30
21 Weber St. n.....	45
14 Montana St. n.....	25

Nickname: Vikings
 Colors: Green, White & Silver
 Stadium: PGE Park
 Capacity: 20,000; Year Built: 1928
 AD: Tom Burman
 SID: Mike Lund

PRAIRIE VIEW

Prairie View, TX 77446-0097IAA

Coach: Larry Dorsey, Tennessee St. 1976

2003 RESULTS (1-9)

3 Texas Southern.....	42
7 Southern U. *.....	62
45 Paul Quinn n.....	31
10 Alabama A&M n.....	50
7 Grambling *.....	65

0 Alcorn St.....	66
7 Alabama St.....	59
3 Mississippi Val. n.....	40
7 Ark.-Pine Bluff *.....	43
10 Southeastern La.....	64

Nickname: Panthers
 Colors: Purple & Gold
 Stadium: Blackshear
 Capacity: 6,000; Year Built: 1960
 AD: Charles McClelland
 SID: Harlan S. Robinson

PRESBYTERIAN

Clinton, SC 29325-2998II

Coach: Tommy Spangler, Georgia 1983

2003 RESULTS (4-6)

14 West Ga. n.....	21
17 Charleston So.....	14
48 Webber n.....	0
17 Catawba n.....	20
27 Tusculum n.....	35
21 Carson-Newman.....	24
42 Lenoir-Rhyne.....	7
26 Mars Hill n.....	34
13 Wingate.....	21
42 Newberry.....	14

Nickname: Blue Hose
 Colors: Garnet & Blue
 Stadium: Bailey Memorial
 Capacity: 6,500; Year Built: 2002
 AD: William B. Carlton
 SID: Al Anslay

PRINCETON

Princeton, NJ 08544IAA

Coach: Roger Hughes, Doane 1982

2003 RESULTS (2-8)

13 Lehigh n.....	28
13 Lafayette.....	28
27 Columbia n.....	33
3 Colgate n.....	30
34 Brown.....	14
40 Harvard.....	43
28 Cornell n.....	6
7 Pennsylvania.....	37
15 Dartmouth.....	21
24 Yale n.....	27

Nickname: Tigers
 Colors: Orange & Black
 Stadium: Princeton
 Capacity: 30,000; Year Built: 1998
 AD: Gary D. Walters
 SID: Thomas Milajewski

PRINCIPIA

Elsah, IL 62028-9799III

Coach: Mike Barthelme, Principia 1983

2003 RESULTS (3-6)

20 Crown n.....	38
33 Concordia (Ill.) n.....	22
28 Minn.-Morris n.....	61
21 Blackburn.....	35
7 Rockford n.....	35
20 Martin Luther.....	38
12 Westminster (Mo.) n.....	61
25 Maranatha Baptist.....	21
55 Trinity Bible (N.D.) *.....	0

Nickname: Panthers
 Colors: Gold & Blue
 Stadium: Clark Field
 Capacity: 1,000; Year Built: 1937
 AD: Lenore Suarez
 SID: Brian Peticolas

PUGET SOUND

Tacoma, WA 98416III

Coach: Phillip Willenbrock, Gettysburg 1989

2003 RESULTS (0-9)

13 Occidental.....	41
18 Claremont-MS n.....	34
23 Lewis & Clark.....	25
0 Linfield n.....	62
7 Whitworth.....	13
21 Willamette n.....	31
25 Menlo.....	56
36 Eastern Ore. n.....	43
14 Pacific Lutheran.....	40

Nickname: Loggers
 Colors: Maroon & White
 Stadium: Baker
 Capacity: 6,000; Year Built: 1964
 AD: Amy E. Hackett
 SID: Brian Sponsler

PURDUE

West Lafayette, IN 47907-1031IAA

Coach: Joe Tiller, Montana St. 1965

2003 RESULTS (9-4)

26 Bowling Green n.....	27
16 Wake Forest.....	10
59 Arizona n.....	7
23 Notre Dame n.....	10
43 Illinois n.....	10
28 Penn St. n.....	14
26 Wisconsin.....	23
3 Michigan.....	31
34 Northwestern n.....	14
27 Iowa n.....	14
13 Ohio St.....	16
24 Indiana.....	16
27 Georgia *.....	34

Nickname: Boilermakers
 Colors: Old Gold & Black
 Stadium: Ross-Ade
 Capacity: 62,500; Year Built: 1924
 AD: Morgan J. Burke
 SID: Tom Schott

QUINCY

Quincy, IL 62301-2699II

Coach: Bill Terlisner, Quincy 1991

2003 RESULTS (5-6)

14 Southern Ill.....	64
7 McKendree n.....	24
7 St. Ambrose.....	34
62 Iowa Wesleyan.....	21
17 William Penn n.....	7
77 Taylor (Ind.) n.....	21
28 Walsh.....	49
28 Geneva.....	52
33 Urbana n.....	10
13 St. Francis (Ind.).....	34
46 Malone n.....	14

Nickname: Hawks
 Colors: Brown, White & Gold
 Stadium: QU
 Capacity: 2,500; Year Built: 1938
 AD: Patrick Atwell
 SID: Ryan Dowd

RANDOLPH-MACON

Ashland, VA 23005III

Coach: Scott Boone, Wabash 1981

2003 RESULTS (4-6)

20 Chowan n.....	21
7 Waynesburg n.....	45

0 Johns Hopkins.....	24
14 Catholic.....	31
15 Wash. & Lee n.....	9
19 Newport News.....	13
10 Emory & Henry n.....	7
14 Guilford.....	7
13 Bridgewater (Va.).....	59
21 Hampden-Sydney n.....	53

Nickname: Yellow Jackets
 Colors: Lemon & Black
 Stadium: Day Field
 Capacity: 5,000; Year Built: 1953
 AD: Jeff Burns
 SID: Ann Schlotzman

REDLANDS

Redlands, CA 92373-0999.....III

Coach: Mike Maynard, Ill. Wesleyan 1981

2003 RESULTS (6-4)

15 Willamette n.....	35
10 Linfield.....	49
28 Cal Lutheran.....	17
17 Chapman n.....	16
18 Occidental.....	14
24 La Verne n.....	12
9 Pomona-Pitzer n.....	7
46 Whittier n.....	33
6 Claremont-MS.....	20
23 Linfield.....	31

Nickname: Bulldogs
 Colors: Maroon & Gray
 Stadium: Ted Runner
 Capacity: 7,000; Year Built: 1968
 AD: Jeffrey Martinez
 SID: Rachel J. Roche

RENSSELAER

Troy, NY 12180-3590.....III

Coach: Joe King, Siena 1970

2003 RESULTS (11-2)

17 Utica.....	6
44 Coast Guard n.....	7
34 WPI.....	26
47 Rochester n.....	26
33 Union (N.Y.) n.....	7
52 Hartwick.....	7
24 St. John Fisher.....	17
55 St. Lawrence.....	0
25 Hobart n.....	43
34 Curry n.....	20
40 Springfield.....	34
21 Ithaca n.....	16
10 St. John's (Minn.).....	38

Nickname: Red Hawks
 Colors: Cherry & White
 Stadium: '86 Field
 Capacity: 3,000; Year Built: 1912
 AD: Ken Ralph
 SID: Kevin Beattie

RHODE ISLAND

Kingston, RI 02881-1303.....IAA

Coach: Tim Stowers, Auburn 1980

2003 RESULTS (4-8)

28 Fordham n.....	63
39 Northeastern n.....	42
55 New Hampshire n.....	40
17 Richmond.....	13
27 Brown.....	9
17 Villanova n.....	21
10 Delaware.....	55
24 William & Mary n.....	37
27 James Madison.....	39
24 Cincinnati.....	31
24 Hofstra n.....	0

17 Massachusetts.....	31
-----------------------	----

Nickname: Rams
 Colors: Light & Dark Blue & White
 Stadium: Meade Stadium
 Capacity: 8,000; Year Built: 1928
 AD: Ronald J. Petro
 SID: Mike Ballweg

RHODES

Memphis, TN 38112-1690.....III

Coach: Joe White, Springfield 1984

2003 RESULTS (7-3)

26 DePauw.....	28
38 Maryville (Tenn.) n.....	20
31 Centre.....	32
31 Pomona-Pitzer n.....	21
21 Washington-St. Louis.....	28
28 Rose-Hulman n.....	16
34 Sewanee n.....	14
46 Colorado Col.....	27
23 Trinity (Tex.) n.....	20
35 Millsaps.....	3

Nickname: Lynx
 Colors: Red, Black & White
 Stadium: Fargason Field
 Capacity: 3,300
 AD: Mike Clary
 SID: Matt Dean

RICE

Houston, TX 77251-1892.....IA

Coach: Ken Hatfield, Arkansas 1965

2003 RESULTS (5-7)

14 Houston.....	48
24 Duke.....	27
7 Texas n.....	48
21 Hawaii.....	41
28 San Jose St. n.....	24
6 Navy n.....	38
28 Fresno St.....	31
52 Nevada n.....	42
28 Tulsa n.....	31
41 Southern Methodist.....	20
45 UTEP n.....	14
49 Louisiana Tech.....	14

Nickname: Owls
 Colors: Blue & Gray
 Stadium: Rice
 Capacity: 70,000; Year Built: 1950
 AD: John R. May
 SID: Bill Cousins

RICHMOND

Richmond, VA 23173-1903.....IAA

Coach: Jim Reid, Maine 1973

2003 RESULTS (2-9)

14 Delaware.....	44
17 Furman.....	31
13 Rhode Island n.....	17
10 Maine.....	20
14 James Madison.....	34
35 New Hampshire n.....	23
35 VMI n.....	25
13 Villanova n.....	42
17 Massachusetts.....	30
0 Northeastern.....	45
21 William & Mary n.....	59

Nickname: Spiders
 Colors: Red & Blue
 Stadium: Richmond
 Capacity: 21,319; Year Built: 1929
 AD: Jim Miller
 SID: Simon Gray

RIPON

Ripon, WI 54971.....III

Coach: Ron Ernst, Neb. Wesleyan 1980

2003 RESULTS (6-4)

26 Grinnell n.....	21
12 Monmouth (Ill.).....	24
31 Knox.....	27
9 Carroll (Wis.).....	13
22 Illinois Col. n.....	12
49 Macalester n.....	8
14 St. Norbert n.....	44
27 Beloit.....	10
14 Lawrence n.....	13
27 Lake Forest n.....	30

Nickname: Red Hawks
 Colors: Red & White
 Stadium: Ingalls Field
 Capacity: 2,500; Year Built: 1888
 AD: Robert G. Gillespie
 SID: Ron Ernst

ROBERT MORRIS

Moon Township, PA 15108-1189.....IAA

Coach: Joe Walton, Pittsburgh 1957

2003 RESULTS (6-4)

33 Buffalo St. n.....	23
10 Monmouth.....	17
31 St. Peter's.....	24
36 St. Francis (Pa.) n.....	6
23 Stony Brook n.....	20
27 Central Conn. St.....	17
20 Sacred Heart n.....	24
31 Wagner n.....	28
7 Albany (N.Y.).....	27
28 Duquesne.....	33

Nickname: Colonials
 Colors: Blue & White with Red
 Stadium: Moon
 Capacity: 7,000; Year Built: 1950
 AD: Susan Hofacre
 SID: Jim Duzyk

ROCHESTER

Rochester, NY 14627-0296.....III

Coach: Mark Kreydt, Rochester 1988

2003 RESULTS (5-5)

9 Johns Hopkins n.....	27
17 St. John Fisher.....	27
21 St. Lawrence n.....	12
26 Rensselaer.....	47
17 Hobart.....	13
25 Union (N.Y.).....	37
48 Chicago n.....	17
14 Washington-St. Louis.....	16
30 Case Reserve.....	28
21 Carnegie Mellon n.....	9

Nickname: Yellowjackets
 Colors: Yellow & Blue
 Stadium: Fauver
 Capacity: 5,000; Year Built: 1930
 AD: George VanderZwaag
 SID: Dennis O'Donnell

ROCKFORD

Rockford, IL 61108-2393.....III

Coach: Mike Hoskins, Coe 1981

2003 RESULTS (7-3)

105 Trinity Bible (N.D.) n.....	0
3 Wis. Lutheran.....	23
41 Northwestern (Minn.) n.....	14
14 Elmhurst.....	55
35 Principia.....	7
21 Westminster (Mo.) n.....	24
42 Maranatha Baptist.....	14
52 Blackburn n.....	13

34 Minn.-Morris *	27
48 Crown	13

Nickname: Regents
 Colors: Purple, White & Black
 Stadium: Sam Greeley Field
 Capacity: 1,000; Year Built: 2001
 AD: Kristyn King
 SID: Dave Beyer

ROSE-HULMAN

Terre Haute, IN 47803III

Coach: Ted Karras, Northwestern 1987

2003 RESULTS (5-5)

34 Earlham	16
24 Sewanee n	23
10 Wheaton (Ill.) n	29
17 Washington-St. Louis n	13
14 Trinity (Tex.) n	42
16 Rhodes	28
30 Millsaps	10
34 Carnegie Mellon	51
22 DePauw n	12
19 Centre	21

Nickname: Fightin' Engineers
 Colors: Old Rose & White
 Stadium: Phil Brown Field
 Capacity: 2,500
 AD: Jeffrey Jenkins
 SID: Kevin Lanke

ROWAN

Glassboro, NJ 08028-1701III

Coach: Jay Accorsi, Nichols 1985

2003 RESULTS (7-3)

21 Chris. Newport n	0
30 Wesley	0
25 Western Conn. St. n	19
20 TCNJ n	22
31 Buffalo St. n	10
34 Cortland St.	31
10 Southern Conn. St.	23
32 Kean n	19
27 Wm. Paterson	12
20 Montclair St. n	21

Nickname: Profs
 Colors: Brown & Gold
 Stadium: John Page Field
 Capacity: 5,000
 AD: Joy L. Solomen
 SID: Sheila Stevenson

RUTGERS

New Brunswick, NJ 08903I-A

Coach: Greg Schiano, Bucknell 1988

2003 RESULTS (5-7)

24 Buffalo n	10
28 Michigan St.	44
36 Army	21
48 Navy n	27
22 Virginia Tech n	48
19 West Virginia	34
32 Pittsburgh n	42
30 Temple	14
31 Connecticut	38
25 Boston College n	35
10 Miami (Fla.)	34
24 Syracuse n	7

Nickname: Scarlet Knights
 Colors: Scarlet
 Stadium: Rutgers
 Capacity: 41,500; Year Built: 1994
 AD: Robert E. Mulcahy
 SID: John Wooding

SACRAMENTO ST.

Sacramento, CA 95819-6099I-AA

Coach: Steve Mooshagian, Fresno St. 1982

2003 RESULTS (2-9)

7 Oregon St.	40
69 St. Mary's (Cal.) n	19
17 Cal Poly	31
47 Idaho St. n	21
27 UC Davis n	31
21 Northern Ariz. n	24
7 Portland St.	20
21 Eastern Wash. n	38
7 Montana St.	56
14 Weber St.	26
0 Montana n	26

Nickname: Hornets
 Colors: Green & Gold
 Stadium: Hornet Field
 Capacity: 21,418; Year Built: 1964
 AD: Terry Wanless
 SID: Brian Berger

SACRED HEART

Fairfield, CT 06825-1000I-AA

Coach: Bill Lacey, Villanova 1994

2003 RESULTS (6-5)

24 St. Peter's	19
37 St. Francis (Pa.) n	12
27 Central Conn. St.	24
7 Albany (N.Y.)	42
56 Marist n	28
41 Siena	14
24 Robert Morris	20
31 Iona	38
16 Stony Brook n	47
7 Monmouth n	12
16 Wagner	24

Nickname: Pioneers
 Colors: Red & White
 Stadium: Campus Field
 Capacity: 3,500; Year Built: 1993
 AD: C. Donald Cook
 SID: Gene Gumbs

SAGINAW VALLEY

University Center, MI 48710-0001II

Coach: Randy Awrey, Northern Mich. 1978

2003 RESULTS (12-1)

30 Northwood n	14
34 Michigan Tech	32
26 Mercyhurst	3
38 Ashland n	0
55 Indianapolis	3
35 Findlay n	7
34 Grand Valley St.	20
38 Ferris St. n	31
31 Hillsdale	22
42 Northern Mich. n	15
38 Wayne St. (Mich.) n	21
33 Edinboro n	9
3 Grand Valley St. n	10

Nickname: Cardinals
 Colors: Red, White & Blue
 Stadium: Harvey R. Wickes
 Capacity: 4,028; Year Built: 1975
 AD: Joe Vogl
 SID: Ryan Thompson

ST. ANSELM

Manchester, NH 03102-1310II

Coach: Geoff Harlan, Middlebury 1986

2003 RESULTS (3-7)

3 Bentley	38
10 American Int'l n	28
24 Assumption	26

22 Stonehill n	36
9 Southern Conn. St.	49
17 Merrimack	38
7 C.W. Post	56
23 Siena	8
10 Bryant n	3
24 Pace n	12

Nickname: Hawks
 Colors: Blue & White
 Stadium: Grappone
 Capacity: 4,500; Year Built: 1999
 AD: Edward Cannon
 SID: Kurt Svoboda

ST. AUGUSTINE'S

Raleigh, NC 27610II

Coach: Michael Costa, Norfolk St. 1971

2003 RESULTS (5-5)

43 Edward Waters n	16
7 Elizabeth City St. n	0
6 Bowie St.	14
12 Shaw n	19
15 Virginia Union *	30
34 N.C. Central	31
44 Johnson Smith n	10
35 Livingstone	32
36 Fayetteville St. n	42
19 Winston-Salem	54

Nickname: Falcons
 Colors: Blue & White
 AD: George Williams
 SID: Oralia N. Washington

ST. CLOUD ST.

St. Cloud, MN 56301-4498II

Coach: Randy Hedberg, Minot St. 1977

2003 RESULTS (7-4)

66 Minn.-Crookston	7
44 Western Wash.	27
14 Pittsburg St.	46
41 Minn. St.-Mankato	6
28 North Dakota	29
20 Augustana (S.D.) n	17
33 South Dakota n	21
36 Neb.-Omaha	39
24 South Dakota St.	27
33 North Dakota St. n	30
27 Northern St. n	13

Nickname: Huskies
 Colors: Cardinal Red & Black
 Stadium: TBD
 Capacity: 4,999; Year Built: 2004
 AD: Morris Kurtz
 SID: Anne Abicht

ST. FRANCIS (PA.)

Loretto, PA 15940-0600I-AA

Coach: Dave Opfar, Penn St. 1983

2003 RESULTS (1-9)

20 Gannon n	52
12 Sacred Heart	37
6 Valparaiso	38
6 Robert Morris	36
33 La Salle	27
21 Albany (N.Y.) n	44
14 Stony Brook	49
28 Central Conn. St. n	35
7 Wagner	21
21 Monmouth n	28

Nickname: Red Flash
 Colors: Red & White
 Stadium: Pine Bowl
 Capacity: 1,500; Year Built: 1979
 AD: Jeffrey M. Eisen
 SID: Pat Farabaugh

ST. JOHN FISHER

Rochester, NY 14618III

Coach: Paul Vosburgh, William Penn 1975

2003 RESULTS (8-3)

29 Alfred n.....	22
27 Rochester n.....	17
31 Norwich n.....	6
19 Ithaca.....	20
44 Hartwick.....	18
35 Brockport St. n.....	38
49 Mount Ida.....	0
17 Rensselaer n.....	24
20 Hobart.....	12
68 Utica n.....	0
47 Cortland St. n.....	37

Nickname: Cardinals
Colors: Cardinal & Gold
Stadium: Growney
Capacity: 2,100
AD: Bob Ward
SID: Norm Kieffer

ST. JOHN'S (MINN.)

Collegetown, MN 56321III

Coach: John Gagliardi, Colorado Col. 1949

2003 RESULTS (14-0)

74 Hamline.....	7
24 Wis.-Eau Claire n.....	10
45 St. Olaf.....	6
35 Gust. Adolphus n.....	13
44 Carleton.....	0
63 Augsburg n.....	9
24 Concordia-Mhead n.....	12
15 St. Thomas (Minn.).....	12
29 Bethel (Minn.) n.....	26
50 Crown n.....	0
38 St. Norbert n.....	13
31 Linfield n.....	25
38 Rensselaer n.....	10
24 Mount Union *.....	6

Nickname: Johnnies
Colors: Cardinal & Blue
Stadium: Clemens
Capacity: 5,500; Year Built: 1908
AD: Jim Smith
SID: Michael Hemmesch

ST. JOSEPH'S (IND.)

Rensselaer, IN 47978II

Coach: Tom Riva, Albion 1990

2003 RESULTS (2-9)

20 Dayton.....	76
7 Indianapolis n.....	44
34 St. Francis (Ill.).....	20
0 Southern Ill.....	75
57 Ky. Wesleyan n.....	21
24 New Haven n.....	44
7 Lincoln (Mo.) n.....	23
9 Tiffin.....	24
0 Austin Peay.....	17
14 Gannon.....	53
13 Butler.....	17

Nickname: Pumas
Colors: Cardinal & Purple
Stadium: Alumni Field
Capacity: 4,000; Year Built: 1947
AD: Bill Massoels
SID: Clark Teuscher

ST. LAWRENCE

Canton, NY 13617.....III

Coach: Chris Phelps, St. Lawrence 1991

2003 RESULTS (2-8)

15 Utica n.....	12
11 Union (N.Y.) n.....	22
14 Alfred.....	24

12 Rochester.....	21
10 Hobart n.....	28
13 Ithaca n.....	55
7 Merchant Marine.....	21
20 Norwich.....	24
0 Rensselaer n.....	55
38 Hartwick n.....	27

Nickname: Saints
Colors: Scarlet & Brown
Stadium: Leckonby
Capacity: 3,000; Year Built: 2000
AD: Margaret F. Strait
SID: Jill Olsen

ST. MARY'S (CAL.)

Moraga, CA 94575.....I-AA

Coach: Vincent White, Stanford 1984

2003 RESULTS (1-11)

3 Northern Ariz.....	44
19 Sacramento St.....	69
6 Humboldt St. n.....	20
35 Western Wash.....	42
0 Montana St. n.....	40
10 Cal Poly.....	54
33 Southeastern La. n.....	27
14 UC Davis n.....	45
13 Drake.....	20
7 Southern Utah n.....	40
15 Weber St. n.....	35
7 Lehigh.....	35

Nickname: Gaels
Colors: Navy Blue & Red
Stadium: Saint Mary's Stadium
Capacity: 5,000; Year Built: 1972
AD: Carl Clapp
SID: Rich Davi
Note: Discontinued football program after 2003 season.

ST. NORBERT

De Pere, WI 54115III

Coach: Jim Purtill, Miami (Ohio) 1978

2003 RESULTS (11-1)

21 St. Thomas (Minn.) n.....	19
41 Beloit.....	6
38 Monmouth (Ill.) n.....	15
24 Knox n.....	0
54 Illinois Col.....	7
28 Lawrence.....	24
63 Carroll (Wis.) n.....	27
44 Ripon.....	14
57 Grinnell n.....	17
20 Lake Forest.....	6
26 Simpson n.....	20
13 St. John's (Minn.).....	38

Nickname: Green Knights
Colors: Dartmouth Green & Old Gold
Stadium: Minahan
Capacity: 3,100; Year Built: 1937
AD: Donald Maslinski
SID: Dan Lukes

ST. OLAF

Northfield, MN 55057-1098.....III

Coach: Chris Meidt, Bethel (Minn.) 1992

2003 RESULTS (4-6)

10 Luther.....	23
40 Carleton n.....	16
24 Augsburg.....	31
6 St. John's (Minn.) n.....	45
9 St. Thomas (Minn.).....	27
7 Bethel (Minn.) n.....	33
43 Hamline.....	13
47 Macalester n.....	14
14 Concordia-Mhead.....	47
41 Gust. Adolphus.....	27

Nickname: Oles
Colors: Black & Old Gold

Stadium: Manitowish Field
Capacity: 3,500; Year Built: 1930
AD: Matt McDonald
SID: Le Ann Finger

ST. PETER'S

Jersey City, NJ 07306.....I-AA

Coach: Scott Kochman, East Stroudsburg 1992

2003 RESULTS (2-8)

19 Sacred Heart n.....	24
6 Dayton.....	47
9 Albany (N.Y.).....	64
7 Duquesne.....	39
20 Siena.....	16
7 Iona n.....	23
38 La Salle.....	20
14 Marist n.....	16
0 Monmouth.....	24
24 Robert Morris n.....	31

Nickname: Peacocks
Colors: Blue & White
Stadium: Cochran
Capacity: 4,000; Year Built: 1990
AD: William A. Stein
SID: Tim Camp

ST. THOMAS (MINN.)

St. Paul, MN 55105III

Coach: Don Roney, St. Thomas (Minn.) 1983

2003 RESULTS (3-7)

19 St. Norbert.....	21
6 Bethel (Minn.).....	40
54 Hamline n.....	0
3 Wis.-Stout.....	51
27 St. Olaf n.....	9
0 Gust. Adolphus.....	21
35 Carleton n.....	13
14 Augsburg.....	17
12 St. John's (Minn.) n.....	15
20 Concordia-Mhead n.....	34

Nickname: Tommies
Colors: Purple & Grey
Stadium: O'Shaughnessy
Capacity: 5,025; Year Built: 1948
AD: Stephen J. Fritz
SID: Gene McGivern

SALISBURY

Salisbury, MD 21801-6860.....III

Coach: Sherman Wood, Salisbury 1984

2003 RESULTS (7-2)

54 Catholic n.....	20
37 Wm. Paterson.....	6
28 Greensboro.....	17
44 Chowan.....	3
21 Kean.....	0
31 Apprentice n.....	6
34 Wesley.....	26
22 Shenandoah n.....	23
14 Frostburg St. *.....	15

Nickname: Sea Gulls
Colors: Maroon & Gold
Stadium: Sea Gull
Capacity: 2,500; Year Built: 1980
AD: Michael Vienna
SID: G. Paul Ohanian

SALVE REGINA

Newport, RI 02840-4192.....III

Coach: Art Bell, Rhode Island 1985

2003 RESULTS (2-8)

7 Springfield n.....	38
0 Western Conn. St.....	55

20 Worcester St.....	45
27 Nichols n.....	34
22 Western New Eng.....	20
13 Curry n.....	48
20 Endicott.....	27
0 Bridgewater St.....	42
27 MIT n.....	13
0 Mass.-Dartmouth n.....	31

Nickname: Seahawks
 Colors: Blue, Green & White
 Stadium: Toppa Field
 Capacity: 1,500; Year Built: 1966
 AD: Del Malloy
 SID: Ed Habershaw

SAM HOUSTON ST.

Huntsville, TX 77341I-AA

Coach: Ron Randleman, William Penn 1964

2003 RESULTS (2-9)

30 Midwestern St. n.....	9
14 Montana.....	38
6 Baylor.....	27
14 UTEP.....	59
20 Tarleton St. n.....	39
31 Stephen F. Austin n.....	34
37 McNeese St.....	56
12 Nicholls St.....	37
29 Northwestern St. n.....	24
18 Northern Ariz. n.....	34
28 Texas St.....	49

Nickname: Bearkats
 Colors: Orange & White
 Stadium: Elliott T. Bowers
 Capacity: 14,000; Year Built: 1986
 AD: Bobby Williams
 SID: Paul Ridings Jr.

SAMFORD

Birmingham, AL 35229I-AA

Coach: Bill Gray, Pittsburg St. 1993

2003 RESULTS (7-4)

31 Chattanooga.....	23
44 West Ala. n.....	28
17 San Diego St.....	37
41 Southeast Mo. St. n.....	31
10 Eastern Ky.....	13
35 Murray St. n.....	6
57 Tenn.-Martin.....	22
24 Tennessee St. n.....	29
42 Tennessee Tech.....	24
32 Jacksonville St. n.....	49
17 Eastern Ill.....	14

Nickname: Bulldogs
 Colors: Red & Blue
 Stadium: Seibert
 Capacity: 6,700; Year Built: 1960
 AD: Bob Roller
 SID: Joey Mullins

SAN DIEGO

San Diego, CA 92110-2492I-AA

Coach: Kevin McGarry, San Diego 1979

2003 RESULTS (8-2)

14 Azusa Pacific n.....	24
54 Davidson.....	7
45 La Verne n.....	7
46 Holy Cross n.....	45
24 Southern Ore. n.....	19
41 Drake n.....	35
34 Valparaiso.....	41
47 Marist n.....	0
53 Butler n.....	7
41 Dayton.....	30

Nickname: Toreros
 Colors: Columbia Blue, Navy & White

Stadium: USD Torero Stadium
 Capacity: 4,000; Year Built: 1955
 AD: Jo-Ann Nester
 SID: Ted Gosen

SAN DIEGO ST.

San Diego, CA 92182I-A

Coach: Tom Craft, San Diego St. 1977

2003 RESULTS (6-6)

19 Eastern Wash. n.....	9
13 Ohio St.....	16
34 UTEP.....	0
37 Samford n.....	17
10 UCLA.....	20
36 Brigham Young n.....	44
6 Utah.....	27
7 New Mexico n.....	30
25 Wyoming n.....	20
7 UNLV.....	0
6 Colorado St.....	21
24 Air Force n.....	3

Nickname: Aztecs
 Colors: Scarlet & Black
 Stadium: Qualcomm
 Capacity: 54,000; Year Built: 1967
 AD: Mike R. Bohn
 SID: Kevin Klintworth

SAN JOSE ST.

San Jose, CA 95192I-A

Coach: Fitz Hill, Ouachita Baptist 1987

2003 RESULTS (3-8)

29 Grambling n.....	0
3 Florida.....	65
10 Stanford.....	31
30 Nevada.....	42
24 Rice.....	28
31 Southern Methodist n.....	14
14 Boise St.....	77
10 Hawaii n.....	13
69 UTEP.....	41
7 Fresno St.....	41
32 Tulsa n.....	34

Nickname: Spartans
 Colors: Gold, White & Blue
 Stadium: Spartan
 Capacity: 28,867; Year Built: 1933
 AD: Chuck Bell
 SID: Lawrence Fan

SAVANNAH ST.

Savannah, GA 31404I-AA

2003 RESULTS (0-12)

12 Bethune-Cookman *.....	62
0 Ga. Southern.....	35
3 Norfolk St. n.....	7
0 South Carolina St. *.....	53
3 Howard n.....	48
0 Albany St. (Ga.) *.....	56
0 Alabama A&M *.....	41
19 Coastal Caro. n.....	29
14 Morgan St. n.....	45
28 Edward Waters n.....	34
17 Grambling.....	33
13 Hampton.....	48

Nickname: Tigers
 Colors: Reflex Blue & Orange
 Stadium: Ted Wright
 Capacity: 7,500; Year Built: 1967
 AD: Henry Hank Ford
 SID: Lee Grant Pearson

SEWANEE

Sewanee, TN 37383-1000III

Coach: John Windham, Vanderbilt 1986

2003 RESULTS (3-7)

21 Hampden-Sydney.....	49
23 Rose-Hulman.....	24
37 Wash. & Lee n.....	13
43 Maryville (Tenn.).....	28
16 Centre n.....	21
0 DePauw n.....	21
14 Rhodes.....	34
29 Huntingdon n.....	7
7 Millsaps.....	12
0 Trinity (Tex.) n.....	35

Nickname: Tigers
 Colors: Purple & White
 Stadium: McGee Field
 Capacity: 1,500; Year Built: 1935
 AD: Mark Webb
 SID: Larry Dagenhart

SHAW

Raleigh, NC 27601II

Coach: Deondri Clark, Florida St. 1993

2003 RESULTS (7-3)

44 Livingstone n.....	34
34 Johnson Smith.....	0
19 St. Augustine's.....	12
21 Edward Waters *.....	7
21 Fayetteville St.....	28
13 Bowie St.....	14
6 Virginia Union.....	26
41 Elizabeth City St. n.....	17
28 Virginia St. n.....	17
50 Webber.....	15

Nickname: Bears
 Colors: Maroon & White
 AD: Alfonza L. Carter
 SID: Donal Ware

SHENANDOAH

Winchester, VA 22601III

Coach: Paul Barnes, James Madison 1984

2003 RESULTS (8-2)

34 Kean n.....	7
0 Bridgewater (Va.).....	42
14 Catholic n.....	7
28 Ferrum n.....	14
0 Chris. Newport.....	21
29 Greensboro n.....	13
54 Chowan n.....	6
35 Averett.....	20
23 Salisbury.....	22
35 Methodist.....	14

Nickname: Hornets
 Colors: Red, White & Midnight Blue
 Stadium: Shentel Stadium
 Capacity: 2,000; Year Built: 2001
 AD: John Hill
 SID: Scott Musa

SHEPHERD

Shepherdstown, WV 25443-3210II

Coach: Monte Cater, Millikin 1971

2003 RESULTS (4-6)

14 Shippensburg n.....	33
7 Virginia Union.....	35
7 East Stroudsburg n.....	35
28 Fairmont St.....	0
35 West Virginia St. n.....	21
19 Glenville St.....	22
55 West Liberty St. n.....	16

14 West Va. Wesleyan	34
19 Concord	20
29 West Va. Tech n	0

Nickname: Rams
 Colors: Blue & Gold
 Stadium: Ram
 Capacity: 5,000; Year Built: 1959
 AD: Monte Cater
 SID: Chip Ransom

SHIPPENSBURG

Shippensburg, PA 17257II

Coach: Rocky Rees, West Chester 1971

2003 RESULTS (8-3)

33 Shepherd	14
21 Bloomsburg	0
35 Kutztown n	12
20 West Chester n	33
40 Edinboro	34
14 Slippery Rock	16
49 Lock Haven n	13
13 Clarion n	0
7 Indiana (Pa.)	18
40 East Stroudsburg	14
35 California (Pa.) n	0

Nickname: Red Raiders
 Colors: Red & Blue
 Stadium: Grove
 Capacity: 7,700; Year Built: 1972
 AD: Roberta Page
 SID: NA

SIENA

Loudonville, NY 12211-1462IAA

Coach: Jay Bateman, Randolph-Macon 1995

2003 RESULTS (0-11)

14 Iona n	19
3 Stony Brook	31
14 Marist	28
10 Central Conn. St. n	28
14 Duquesne	36
14 Sacred Heart n	41
6 Wagner n	34
16 St. Peter's n	20
7 La Salle n	34
3 Fla. Atlantic	51
8 St. Anselm n	23

Nickname: Saints
 Colors: Green & Gold
 Stadium: Heritage Park
 Capacity: 5,500
 AD: John M. D'Argenio
 SID: Jason Rich

Note: Discontinued football program after 2003 season.

SIMPSON

Indianola, IA 50125III

Coach: Jay Niemann, Iowa St. 1983

2003 RESULTS (9-2)

32 Washington-St. Louis n	29
20 Coe	13
58 Dubuque n	20
28 Central (Iowa)	21
55 Cornell College n	0
10 Wartburg	21
42 Buena Vista n	21
42 Loras	14
21 Luther	7
54 Upper Iowa n	7
20 St. Norbert	26

Nickname: Storm
 Colors: Red & Gold
 Stadium: Bill Buxton
 Capacity: 5,000; Year Built: 1990
 AD: John Sirianni
 SID: Matt Turk

SLIPPERY ROCK

Slippery Rock, PA 16057II

Coach: George Mihalik, Slippery Rock 1974

2003 RESULTS (4-7)

12 Youngstown St.	45
18 Gannon n	20
35 Fairmont St.	14
16 Bloomsburg n	19
19 California (Pa.)	22
16 Shippensburg n	14
28 Millersville	18
3 Edinboro	20
24 Lock Haven n	13
14 Indiana (Pa.)	27
17 Clarion n	19

Nickname: The Rock
 Colors: Green & White
 Stadium: N. Kerr Thompson
 Capacity: 10,000; Year Built: 1974
 AD: Paul A. Lueken
 SID: Bob McComas

SOUTH CAROLINA

Columbia, SC 29208IA

Coach: Lou Holtz, Kent St. 1959

2003 RESULTS (5-7)

14 La-Lafayette n	7
31 Virginia n	7
7 Georgia	31
42 UAB n	10
20 Tennessee	23
27 Kentucky n	21
7 LSU n	33
35 Vanderbilt n	24
40 Mississippi	43
6 Arkansas	28
22 Florida n	24
17 Clemson n	63

Nickname: Gamecocks
 Colors: Garnet & Black
 Stadium: Williams-Brice
 Capacity: 80,250; Year Built: 1934
 AD: Michael McGee
 SID: Kerry Tharp

SOUTH CAROLINA ST.

Orangeburg, SC 29117-0001IAA

Coach: Oliver "Buddy" Pough, South Carolina St. 1992

2003 RESULTS (8-4)

20 Tennessee St.	37
13 Wofford	35
27 Morgan St.	21
53 Savannah St. *	0
41 Benedict *	7
34 Norfolk St. n	15
28 Bethune-Cookman	31
12 Hampton	32
36 Delaware St. n	13
24 Howard	14
27 Florida A&M n	15
49 N.C. A&T *	9

Nickname: Bulldogs
 Colors: Garnet & Blue
 Stadium: Dawson Bulldog
 Capacity: 22,000; Year Built: 1955
 AD: Oliver Pough
 SID: Bill Hamilton

SOUTH DAKOTA

Vermillion, SD 57069-2390II

Coach: John Austin, South Dakota 1980

2003 RESULTS (5-6)

34 Concordia-St. Paul n	28
10 Minn. Duluth n	7
24 Wis.-La Crosse	28

0 Neb.-Omaha n	34
31 Augustana (S.D.)	27
30 Minn. St.-Mankato n	0
21 St. Cloud St.	33
3 North Dakota St.	35
3 North Dakota n	37
56 Lincoln (Mo.) n	7
11 South Dakota St. n	22

Nickname: Coyotes
 Colors: Red & White
 Stadium: DakotaDome
 Capacity: 10,000; Year Built: 1979
 AD: Joel Nielsen
 SID: Dan Genzler

SOUTH DAKOTA ST.

Brookings, SD 57007II

Coach: John Stiegelmeier, South Dakota St. 1979

2003 RESULTS (7-4)

20 Northwest Mo. St. n	0
23 Winona St.	30
37 Western Ore.	10
0 North Dakota St.	24
17 Neb.-Omaha	34
24 North Dakota n	25
38 Minn. St.-Mankato n	6
27 St. Cloud St. n	24
42 Augustana (S.D.) n	22
47 Humboldt St. n	6
22 South Dakota	11

Nickname: Jackrabbits
 Colors: Yellow & Blue
 Stadium: Coughlin-Alumni
 Capacity: 16,000; Year Built: 1962
 AD: Fred M. Oien
 SID: Ron Lenz

SOUTH FLA.

Tampa, FL 33620IA

Coach: Jim Leavitt, Missouri 1978

2003 RESULTS (7-4)

17 Alabama *	40
27 Nicholls St. n	17
28 Army	0
31 Louisville n	28
10 TCU n	13
55 Charleston So. n	7
6 Southern Miss.	27
24 Cincinnati n	17
38 East Caro.	37
19 UAB n	22
21 Memphis	16

Nickname: Bulls
 Colors: Green & Gold
 Stadium: Raymond James
 Capacity: 41,441; Year Built: 1998
 AD: Lee Roy Selmon
 SID: John Gerdes

SOUTHEAST MO. ST.

Cape Girardeau, MO 63701-4799IAA

Coach: Tim Billings, Southeastern Okla. 1980

2003 RESULTS (5-7)

3 Ohio	17
7 Southern Ill. n	28
3 Arkansas St.	21
10 Southwest Mo. St. n	17
31 Samford	41
30 Eastern Ill. n	17
41 Eastern Ky.	38
24 Murray St. n	27
20 Tenn.-Martin	7
52 Tennessee St. n	35
24 Tennessee Tech	20
17 Jacksonville St. n	22

Nickname: Indians
 Colors: Red & White
 Stadium: Houck
 Capacity: 10,000; Year Built: 1930
 AD: Donald L. Kaverman
 SID: Ron Hines

SOUTHEASTERN LA.

Hammond, LA 70402IAA

Coach: Hal Mumme, Tarleton St. 1975

2003 RESULTS (5-7)

22 Ark.-Monticello n.....	17
22 Lambuth n.....	10
35 Henderson St.....	41
0 Troy St.....	28
17 Texas St.....	38
20 McNeese St. n.....	58
27 Northwestern St.....	87
68 Webber n.....	10
27 St. Mary's (Cal.).....	33
24 Alcorn St.....	27
43 Jacksonville n.....	23
64 Prairie View n.....	10

Nickname: Lions
 Colors: Green & Gold
 Stadium: Strawberry
 Capacity: 7,408; Year Built: 1936
 AD: Frank Pergolizzi
 SID: Dart Volz

SOUTHEASTERN OKLA.

Durant, OK 74701-0609II

Coach: Keith Baxter, Northwestern Okla. 1985

2003 RESULTS (7-3)

27 Ouachita Baptist.....	30
35 East Tex. Baptist.....	14
33 Angelo St. n.....	28
55 West Tex. A&M.....	30
31 Tex. A&M-Commerce n.....	6
42 Northeastern St.....	35
28 Tarleton St. n.....	42
47 Southwestern Okla.....	14
43 Central Okla. n.....	26
14 East Central.....	28

Nickname: Savages
 Colors: Blue & Gold
 Stadium: Paul Laird Field
 Capacity: 4,000; Year Built: 1935
 AD: Donald A. Parham
 SID: Dave Wester

SOUTHERN ARK.

Magnolia, AR 71754-0000.....II

Coach: Steve Quinn, Ouachita Baptist 1985

2003 RESULTS (9-3)

27 Tarleton St.....	24
34 Tex. A&M-Commerce n.....	0
52 West Ga.....	6
17 Valdosta St. n.....	41
14 North Ala. n.....	21
28 Central Ark.....	21
44 Delta St.....	36
37 Ouachita Baptist n.....	27
31 Ark.-Monticello.....	28
24 Harding.....	19
53 Henderson St. n.....	14
24 North Ala.....	48

Nickname: Muleriders
 Colors: Royal Blue & Old Gold
 Stadium: Wilkins
 Capacity: 6,000; Year Built: 1949
 AD: Jay Adcox
 SID: Houston Taylor

SOUTHERN CALIFORNIA

Los Angeles, CA 90089-0602.....IAA

Coach: Pete Carroll, Pacific 1973

2003 RESULTS (12-1)

23 Auburn.....	0
35 Brigham Young n.....	18
61 Hawaii n.....	32
31 California.....	34
37 Arizona St.....	17
44 Stanford n.....	21
45 Notre Dame.....	14
43 Washington.....	23
43 Washington St. n.....	16
45 Arizona.....	0
47 UCLA n.....	22
52 Oregon St. n.....	28
28 Michigan *.....	14

Nickname: Trojans
 Colors: Cardinal & Gold
 Stadium: L.A. Coliseum
 Capacity: 92,000; Year Built: 1923
 AD: Michael Garrett
 SID: Tim Tesselone

SOUTHERN CONN. ST.

New Haven, CT 06515II

Coach: Richard Cavanaugh, American Int'l 1976

2003 RESULTS (9-2)

33 Merrimack.....	27
49 Pace n.....	7
28 Bryant n.....	21
14 C.W. Post.....	49
49 St. Anselm n.....	9
44 Stonehill.....	6
20 Bentley n.....	37
23 Rowan n.....	10
52 Assumption n.....	14
43 Plymouth St.....	7
20 American Int'l.....	14

Nickname: Owls
 Colors: Blue & White
 Stadium: Jess Dow Field
 Capacity: 6,000; Year Built: 1988
 AD: Tony Aceto/Pat Nicol (interim)
 SID: Rick Leddy

SOUTHERN ILL.

Carbondale, IL 62901-6620IAA

Coach: Jerry Kill, Southwestern (Kan.) 1983

2003 RESULTS (10-2)

64 Quincy n.....	14
28 Southeast Mo. St.....	7
32 Murray St. n.....	7
75 St. Joseph's (Ind.) n.....	0
37 Indiana St.....	14
45 Illinois St. n.....	17
37 Western Ill.....	32
20 Southwest Mo. St. n.....	6
28 Western Ky.....	24
24 Youngstown St. n.....	17
40 Northern Iowa.....	43
7 Delaware.....	48

Nickname: Salukis
 Colors: Maroon & White
 Stadium: McAndrew
 Capacity: 17,324; Year Built: 1975
 AD: Paul Kowalczyk
 SID: Tom Weber

SOUTHERN METHODIST

Dallas, TX 75275IAA

Coach: Phil Bennett, Texas A&M 1978

2003 RESULTS (0-12)

10 Texas Tech.....	58
7 Baylor.....	10
6 Oklahoma St. n.....	52
9 Nevada.....	12
19 UTEP n.....	21
14 San Jose St.....	31
3 Boise St. n.....	45
16 Tulsa.....	35
11 Fresno St. n.....	20
6 Louisiana Tech.....	41
20 Rice n.....	41
13 TCU n.....	20

Nickname: Mustangs
 Colors: Red & Blue
 Stadium: Gerald J. Ford
 Capacity: 32,000; Year Built: 2000
 AD: W. James Copeland Jr.
 SID: Brad Sutton

SOUTHERN MISS.

Hattiesburg, MS 39402IAA

Coach: Jeff Bower, Southern Miss. 1975

2003 RESULTS (9-4)

2 California.....	34
17 UAB.....	12
23 Memphis n.....	6
14 Nebraska n.....	38
22 Cincinnati.....	20
3 Alabama.....	17
27 South Fla. n.....	6
48 La-Lafayette n.....	3
31 Houston.....	10
28 Tulane n.....	14
40 TCU n.....	28
38 East Caro.....	21
0 Utah *.....	17

Nickname: Golden Eagles
 Colors: Black & Gold
 Stadium: M.M. Roberts
 Capacity: 33,000; Year Built: 1938
 AD: Richard C. Giannini
 SID: Mike Montoro

SOUTHERN U.

Baton Rouge, LA 70813IAA

Coach: Pete Richardson, Dayton 1968

2003 RESULTS (12-1)

29 Mississippi Val. *.....	0
62 Prairie View *.....	7
35 N.C. A&T *.....	16
35 Alabama St. n.....	10
53 Ark.-Pine Bluff n.....	7
55 Alabama A&M n.....	25
30 Jackson St.....	20
34 Alcorn St. n.....	36
65 Allen n.....	0
34 Lincoln (Mo.) n.....	7
24 Texas Southern.....	17
44 Grambling *.....	41
20 Alabama St. *.....	9

Nickname: Jaguars
 Colors: Columbia Blue & Gold
 Stadium: A.W. Mumford
 Capacity: 24,000; Year Built: 1928
 AD: Floyd Kerr
 SID: Kevin Manns

SOUTHERN UTAH

Cedar City, UT 84720IAA

Coach: Gary Anderson, Utah 1986

2003 RESULTS (4-7)

23 Nevada.....	24
----------------	----

3	Weber St.	13
22	Stephen F. Austin n	21
21	Eastern Wash.	49
17	Western Ore. n	10
31	Texas St. n	28
20	McNeese St. n	33
21	Cal Poly	33
25	Northern Colo. n	29
40	St. Mary's (Cal.)	7
17	Idaho St.	36

Nickname: Thunderbirds
 Colors: Scarlet & White
 Stadium: Eccles Coliseum
 Capacity: 6,500; Year Built: 1967
 AD: Thomas Douple
 SID: Neil Gardner

SOUTHWEST BAPTIST

Bolivar, MO 65613II

Coach: Ray Richards, Northern Mich. 1981

2003 RESULTS (3-8)

48	Ky. Wesleyan	7
7	Central Okla. n	30
7	Mo. Western St.	39
28	Pittsburg St. n	56
23	Central Mo. St. n	30
43	Mo.-Rolla	27
37	Washburn n	41
9	Emporia St.	20
28	Mo. Southern St.	6
24	Northwest Mo. St.	26
14	Truman n	20

Nickname: Bearcats
 Colors: Purple & White
 Stadium: Plaster
 Capacity: 3,000; Year Built: 1986
 AD: Jim Middleton
 SID: Adam P. Ledyard

SOUTHWEST MINN. ST.

Marshall, MN 56258II

Coach: Curt Strasheim, Minn. St. Mankato 1984

2003 RESULTS (3-8)

37	Peru St. n	21
84	Waldorf n	7
13	Augustana (S.D.)	40
0	Minn. Duluth	39
40	Wayne St. (Neb.) n	41
14	Minn.-Crookston	49
19	Concordia-St. Paul n	37
3	Bemidji St.	41
28	Minn. St. Moorhead n	20
14	Winona St.	49
17	Northern St. n	41

Nickname: Mustangs
 Colors: Brown & Gold
 Stadium: Matke Field
 Capacity: 5,000; Year Built: 1971
 AD: Howard L. Gauthier
 SID: Kelly Loft

SOUTHWEST MO. ST.

Springfield, MO 65804.....I-AA

Coach: Randy Ball, Truman 1973

2003 RESULTS (4-7)

48	East Central n	0
3	Oklahoma St.	42
17	Southeast Mo. St.	10
51	Bacone n	14
7	Youngstown St.	34
6	Western Ky.	9
20	Northern Iowa n	26
6	Southern Ill.	20
45	Indiana St. n	10
43	Illinois St. n	48
42	Western Ill.	63

Nickname: Bears
 Colors: Maroon & White
 Stadium: Plaster Field
 Capacity: 16,300; Year Built: 1941
 AD: Bill Rowe Jr.
 SID: Mark Stillwell

SOUTHWESTERN OKLA.

Weatherford, OK 73096II

Coach: Paul Sharp, Ouachita Baptist 1974

2003 RESULTS (5-6)

30	West Tex. A&M n	14
35	Bacone n	6
10	Midwestern St. n	24
24	Angelo St.	28
17	Central Okla.	20
8	East Central n	15
32	Southern Nazarene	6
14	Southeastern Okla. n	47
38	Northeastern St.	49
21	Tarleton St. n	17
17	Eastern N.M.	14

Nickname: Bulldogs
 Colors: Navy Blue & White
 Stadium: Milam
 Capacity: 9,000; Year Built: 1932
 AD: Cecil Perkins
 SID: Michael J. Bond

SPRINGFIELD

Springfield, MA 01109-3797III

Coach: Michael DeLong, Springfield 1974

2003 RESULTS (10-1)

38	Salve Regina	7
49	Merchant Marine n	28
49	Coast Guard	10
51	Ithaca n	22
21	Western Conn. St.	7
56	WPI n	10
63	Norwich n	32
21	Union (N.Y.)	18
34	Rensselaer n	40
22	Montclair St.	14
62	Plymouth St.	0

Nickname: The Pride
 Colors: Maroon & White
 Stadium: Benedum Field
 Capacity: 2,500; Year Built: 1971
 AD: Cathie Schweitzer
 SID: John White

STANFORD

Stanford, CA 94305-2060.....I-AA

Coach: Buddy Teevens, Dartmouth 1979

2003 RESULTS (4-7)

31	San Jose St. n	10
18	Brigham Young	14
17	Washington	28
21	Southern California	44
14	Washington St. n	24
0	Oregon	35
21	UCLA n	14
38	Arizona St. n	27
3	Oregon St.	43
16	California n	28
7	Notre Dame n	57

Nickname: Cardinal
 Colors: Cardinal & White
 Stadium: Stanford
 Capacity: 85,500; Year Built: 1921
 AD: Edward Leland
 SID: Gary Migdol

STEPHEN F. AUSTIN

Nacogdoches, TX 75962I-AA

Coach: Mike Santiago, Southern Utah 1977

2003 RESULTS (7-4)

23	La.-Monroe	21
21	Southern Utah	22
24	Northern Iowa n	38
60	Alcorn St. n	7
13	Portland St. n	21
35	Florida Int'l	13
34	Sam Houston St.	31
44	Texas St. n	27
17	McNeese St.	20
28	Nicholls St. n	16
44	Northwestern St.	14

Nickname: Lumberjacks
 Colors: Purple & White
 Stadium: Homer Bryce
 Capacity: 14,575; Year Built: 1973
 AD: Steve McCarty
 SID: Rob Meyers

STILLMAN

Tuscaloosa, AL 35403.....III

Coach: Theophilus Danzy, Tennessee St. 1958

2003 RESULTS (5-5)

7	North Ala.	68
17	West Ala.	24
7	Mars Hill	21
21	Miles n	35
14	Edward Waters n	13
47	Kentucky St.	18
26	Lincoln (Mo.) n	21
6	Fort Valley St.	46
16	Lane n	13
17	Clark Atlanta	0

Nickname: Tigers
 Colors: Navy Blue & Old Gold
 Stadium: Stillman
 Capacity: 9,000; Year Built: 1999
 AD: George Lee
 SID: Wesley Peterson

STONEHILL

Easton, MA 02357II

Coach: Rich Beal, Wesleyan (Conn.) 1985

2003 RESULTS (1-10)

6	Northeastern	78
16	Curry n	22
10	Assumption	14
36	St. Anselm	22
21	American Int'l	36
6	Southern Conn. St. n	44
0	Merrimack n	23
16	Bryant	38
13	Pace	15
18	C.W. Post n	41
17	Bentley n	57

Nickname: Chieftains
 Colors: Purple & White
 Stadium: Chieftain
 Capacity: 2,000; Year Built: 1980
 AD: Paula Sullivan
 SID: Jim Seavey

STONY BROOK

Stony Brook, NY 11794I-AA

Coach: Sam Kornhauser, Missouri Valley 1971

2003 RESULTS (6-4)

31	Siena n	3
28	Wagner n	21
14	Monmouth n	20

20 Robert Morris.....	23
21 Georgetown.....	49
49 St. Francis (Pa.) n.....	14
7 Albany (N.Y.).....	40
47 Sacred Heart.....	16
36 Central Conn. St. n.....	31
31 Iona.....	20

Nickname: Seawolves
 Colors: Scarlet & Gray
 AD: James Fiore
 SID: Rob Emmerich

SUL ROSS ST.

Alpine, TX 79832.....III

Coach: Jack Waggoner, Sul Ross St. 1962

2003 RESULTS (0-10)

5 Western N.M. n.....	29
17 Louisiana Col.....	18
26 Mississippi Col. n.....	27
21 Howard Payne.....	58
10 East Tex. Baptist n.....	66
3 Hardin-Simmons n.....	35
0 Mary Hardin-Baylor.....	62
19 McMurry n.....	21
6 Austin.....	17
21 Texas Lutheran.....	29

Nickname: Lobos
 Colors: Scarlet & Gray
 Stadium: Jackson Field
 Capacity: 2,500
 AD: Kay Whitley
 SID: Steve Lang

SUSQUEHANNA

Selinsgrove, PA 17870-1025.....III

Coach: Steve Briggs, Springfield 1984

2003 RESULTS (4-6)

17 Ursinus n.....	24
27 Widener.....	6
26 Moravian n.....	14
19 Delaware Valley.....	48
45 Juniata n.....	14
20 Wilkes.....	59
19 King's (Pa.) n.....	42
31 Albright n.....	55
49 Lebanon Valley.....	33
0 Lycoming.....	38

Nickname: Crusaders
 Colors: Orange & Maroon
 Stadium: Lopardo Stadium
 Capacity: 3,500; Year Built: 2000
 AD: Pamela Samuelson
 SID: Jim Miller

SYRACUSE

Syracuse, NY 13244.....I-AA

Coach: Paul Pasqualoni, Penn St. 1972

2003 RESULTS (6-6)

49 North Carolina.....	47
20 Louisville n.....	30
38 UCF n.....	14
34 Toledo n.....	7
7 Virginia Tech.....	51
39 Boston College n.....	14
14 Pittsburgh.....	34
41 Temple n.....	17
10 Miami (Fla.).....	17
23 West Virginia n.....	34
7 Rutgers.....	24
38 Notre Dame n.....	12

Nickname: Orange
 Colors: Orange
 Stadium: Carrier Dome
 Capacity: 49,550; Year Built: 1980
 AD: John J. Crouthamel
 SID: Sue Cornelius Edson

TARLETON ST.

Stephenville, TX 76401.....II

Coach: Todd Whitten, Stephen F. Austin 1987

2003 RESULTS (8-4)

24 Southern Ark. n.....	27
40 Angelo St. n.....	9
41 Abilene Christian.....	7
15 Tex. A&M-Kingsville n.....	23
42 East Central.....	14
39 Sam Houston St.....	20
42 Southeastern Okla.....	28
48 Northeastern St. n.....	44
47 West Tex. A&M n.....	27
17 Southwestern Okla.....	21
38 Central Okla. n.....	23
10 Tex. A&M-Kingsville.....	34

Nickname: Texans
 Colors: Purple & White
 Stadium: Memorial
 Capacity: 7,000; Year Built: 1976
 AD: Lonnie Reisman
 SID: Joey Roberts

TEMPLE

Philadelphia, PA 19122.....I-AA

Coach: Bobby Wallace, Mississippi St. 1976

2003 RESULTS (1-11)

10 Penn St.....	23
20 Villanova n.....	23
24 Cincinnati.....	30
12 Louisville.....	21
44 Middle Tenn.....	36
13 Boston College n.....	38
14 Miami (Fla.).....	52
14 Rutgers.....	30
17 Syracuse.....	41
23 Virginia Tech n.....	24
16 Pittsburgh n.....	30
28 West Virginia.....	45

Nickname: Owls
 Colors: Cherry & White
 Stadium: Lincoln Financial Field
 Capacity: 66,592; Year Built: 2003
 AD: William Bradshaw
 SID: Kevin Lorincz

TENNESSEE

Knoxville, TN 37996.....I-AA

Coach: Phillip Fulmer, Tennessee 1972

2003 RESULTS (10-3)

24 Fresno St. n.....	6
34 Marshall n.....	24
24 Florida.....	10
23 South Carolina n.....	20
21 Auburn.....	28
14 Georgia n.....	41
51 Alabama.....	43
23 Duke n.....	6
10 Miami (Fla.).....	6
59 Mississippi St. n.....	21
48 Vanderbilt n.....	0
20 Kentucky.....	7
14 Clemson *.....	27

Nickname: Volunteers
 Colors: Orange & White
 Stadium: Neyland
 Capacity: 104,079; Year Built: 1921
 AD: Michael Hamilton
 SID: Bud Ford

TENNESSEE ST.

Nashville, TN 37209-1561.....I-AA

Coach: James Reese, Tennessee St. 1991

2003 RESULTS (7-5)

37 South Carolina St. n.....	20
24 Alabama A&M.....	31

44 Jackson St. *.....	14
7 Florida A&M *.....	10
41 Tenn.-Martin n.....	10
27 Tennessee Tech.....	23
7 Jacksonville St. n.....	34
29 Samford.....	24
24 Eastern Ill. n.....	14
35 Southeast Mo. St.....	52
38 Eastern Ky. n.....	43
35 Murray St.....	10

Nickname: Tigers
 Colors: Blue & White
 Stadium: The Coliseum
 Capacity: 67,500; Year Built: 1999
 AD: Teresa Phillips
 SID: Lee Wilmot

TENNESSEE TECH

Cookeville, TN 38505-0001.....I-AA

Coach: Mike Hennigan, Tennessee Tech 1973

2003 RESULTS (2-9)

49 Murray St. n.....	24
10 Memphis.....	40
17 Northern Ill.....	42
35 Chattanooga.....	10
23 Tenn.-Martin.....	30
23 Tennessee St. n.....	27
20 Jacksonville St.....	37
24 Samford n.....	42
10 Eastern Ill.....	37
20 Southeast Mo. St. n.....	24
14 Eastern Ky.....	27

Nickname: Golden Eagles
 Colors: Purple & Gold
 Stadium: Tucker
 Capacity: 16,500; Year Built: 1966
 AD: Frank Harrell
 SID: Rob Schabert

TENN.-MARTIN

Martin, TN 38238-5021.....I-AA

Coach: Matt Griffin, New Hampshire 1992

2003 RESULTS (2-10)

21 Austin Peay n.....	20
6 Arkansas St.....	63
0 Western Ill.....	56
10 Tennessee St.....	41
30 Tennessee Tech n.....	23
24 Jacksonville St.....	34
22 Samford n.....	57
12 Eastern Ill.....	29
7 Southeast Mo. St. n.....	20
32 Eastern Ky.....	41
27 Murray St. n.....	41
7 East Tenn. St. n.....	14

Nickname: Skyhawks
 Colors: Orange, White & Royal Blue
 Stadium: Skyhawk
 Capacity: 7,500; Year Built: 1964
 AD: Phil Dane
 SID: Joe Lofaro

TEXAS

Austin, TX 78712.....I-AA

Coach: Mack Brown, Florida St. 1974

2003 RESULTS (10-3)

66 New Mexico St. n.....	7
28 Arkansas n.....	38
48 Rice.....	7
63 Tulane n.....	18
24 Kansas St. n.....	20
13 Oklahoma *.....	65
40 Iowa St.....	19
56 Baylor.....	0
31 Nebraska n.....	7
55 Oklahoma St.....	16
43 Texas Tech n.....	40
46 Texas A&M.....	15
20 Washington St. *.....	28

Nickname: Longhorns
 Colors: Burnt Orange & White
 Stadium: Royal-Texas Memorial
 Capacity: 80,082; Year Built: 1924
 AD: Deloss Dodds
 SID: John Bianco

TEXAS A&M

College Station, TX 77843-1228I-A

Coach: Dennis Franchione, Pittsburg St. 1973

2003 RESULTS (4-8)

26	Arkansas St. n	11
28	Utah n	26
19	Virginia Tech	35
26	Pittsburgh n	37
28	Texas Tech	59
73	Baylor n	10
12	Nebraska	48
10	Oklahoma St. n	38
45	Kansas n	33
0	Oklahoma	77
22	Missouri	45
15	Texas n	46

Nickname: Aggies
 Colors: Maroon & White
 Stadium: Kyle Field
 Capacity: 82,600; Year Built: 1927
 AD: C. William Byrne Jr.
 SID: Alan Cannon

TEX. A&M-COMMERCE

Commerce, TX 75429-3011II

Coach: Eddie Brister, Austin 1972

2003 RESULTS (1-10)

29	Ark.-Monticello n	33
0	Southern Ark.	34
24	East Central	6
21	Central Okla. n	24
6	Southeastern Okla.	31
7	Tex. A&M-Kingsville	31
17	West Tex. A&M n	30
3	Eastern N.M.	10
7	Abilene Christian n	21
7	Angelo St.	24
7	Midwestern St. n	26

Nickname: Lions
 Colors: Blue & Gold
 Stadium: Memorial
 Capacity: 10,000; Year Built: 1950
 AD: Paul D. Peak
 SID: Bill Powers

TEX. A&M-KINGSVILLE

Kingsville, TX 78363II

Coach: Richard Cundiff, Lincoln Memorial 1973

2003 RESULTS (11-2)

21	Portland St.	34
27	Nicholls St. n	26
23	Tarleton St.	15
29	Midwestern St.	23
31	Tex. A&M-Commerce n	7
42	Northeastern St. n	13
38	West Tex. A&M	13
44	Eastern N.M. n	26
10	Abilene Christian	7
44	Angelo St. n	17
34	Tarleton St. n	10
49	Central Okla. n	6
3	Grand Valley St. n	31

Nickname: Javelinas
 Colors: Blue & Gold
 Stadium: Javelina
 Capacity: 15,000; Year Built: 1950
 AD: Jill Willson
 SID: Derek Smolik

TCU

Fort Worth, TX 76129-0001I-A

Coach: Gary Patterson, Kansas St. 1983

2003 RESULTS (11-2)

38	Tulane	35
17	Navy n	3
30	Vanderbilt n	14
13	Arizona	10
27	Army n	0
13	South Fla.	10
27	UAB n	24
62	Houston	55
31	Louisville n	28
43	Cincinnati n	10
28	Southern Miss.	40
20	Southern Methodist	13
31	Boise St. *	34

Nickname: Horned Frogs
 Colors: Purple & White
 Stadium: Amon G. Carter
 Capacity: 44,008; Year Built: 1929
 AD: Eric C. Hyman
 SID: Steve Fink

TEXAS LUTHERAN

Seguin, TX 78155-5999III

Coach: Tom Mueller, Concordia (Neb.) 1968

2003 RESULTS (2-8)

0	Trinity (Tex.)	40
12	Hardin-Simmons n	29
7	Mary Hardin-Baylor	27
39	McMurry n	42
14	Austin	31
21	East Tex. Baptist	45
26	Louisiana Col. n	21
0	Mississippi Col.	31
24	Howard Payne n	49
29	Sul Ross St. n	21

Nickname: Bulldogs
 Colors: Black & Gold
 Stadium: Matador
 Capacity: 9,000; Year Built: 1959
 AD: Bill Miller
 SID: Tim Clark

TEXAS SOUTHERN

Houston, TX 77004I-AA

Coach: Bill Thomas, Tennessee St. 1970

2003 RESULTS (5-6)

42	Prairie View n	3
27	Howard n	20
21	Jackson St. n	28
5	Nicholls St.	64
0	Alabama A&M	63
7	Ark.-Pine Bluff	6
23	Alcorn St. n	20
30	Mississippi Val.	17
15	Grambling	48
17	Southern U. n	24
26	Alabama St. n	38

Nickname: Tigers
 Colors: Maroon & Gray
 Stadium: Robertson
 Capacity: 22,000; Year Built: 1965
 AD: Alois Blackwell
 SID: Irvin Hall

TEXAS ST.

San Marcos, TX 78666-4615I-AA

Coach: Manny Matsakis, Capital

2003 RESULTS (4-8)

8	New Mexico	72
42	Angelo St. n	7

15	Tulsa	41
34	UC Davis n	32
38	Southeastern La. n	17
14	Fla. Atlantic	27
28	Southern Utah	31
19	Northwestern St. n	49
27	Stephen F. Austin	44
28	McNeese St. n	38
13	Nicholls St.	31
49	Sam Houston St. n	28

Nickname: Bobcats
 Colors: Maroon & Gold
 Stadium: Bobcat
 Capacity: 15,218; Year Built: 1981
 AD: Larry Teis
 SID: Tony Brubaker

TEXAS TECH

Lubbock, TX 79409-3021I-A

Coach: Mike Leach, Brigham Young 1983

2003 RESULTS (8-5)

58	Southern Methodist n	10
42	New Mexico n	28
21	North Carolina St.	49
49	Mississippi	45
59	Texas A&M n	28
52	Iowa St. n	21
49	Oklahoma St.	51
31	Missouri	62
26	Colorado n	21
62	Baylor	14
40	Texas	43
25	Oklahoma n	56
38	Navy *	14

Nickname: Red Raiders
 Colors: Scarlet & Black
 Stadium: Jones SBC Stadium
 Capacity: 50,500; Year Built: 1947
 AD: Gerald L. Myers
 SID: Chris Cook

UTEP

El Paso, TX 79968I-A

Coach: Gary Nord, Louisville 1979

2003 RESULTS (2-11)

7	Arizona	42
13	Cal Poly n	34
0	San Diego St. n	34
14	Louisville	42
59	Sam Houston St. n	14
21	Southern Methodist	19
35	Louisiana Tech n	38
15	Hawaii	31
28	Tulsa n	56
41	San Jose St. n	69
21	Boise St.	51
14	Rice	45
20	Fresno St. n	23

Nickname: Miners
 Colors: Dark Blue, Orange & Silver
 Stadium: Sun Bowl
 Capacity: 52,000; Year Built: 1963
 AD: Bob Stull
 SID: Jeff Darby

THIEL

Greenville, PA 16125III

Coach: Jack Leipheimer, Thiel 1974

2003 RESULTS (3-7)

0	John Carroll	42
35	Bluffton	7
10	Wash. & Jeff.	17
15	Grove City n	16
19	Waynesburg	34
13	Westminster (Pa.)	14
42	Bethany (W.V.) n	14
0	Brockport St. n	7

9 Alfred n.....	14
31 Kenyon	28

Nickname: Tomcats
 Colors: Navy Blue & Old Gold
 Stadium: Alumni
 Capacity: 1,400; Year Built: 2001
 AD: Joe Schaly
 SID: Kevin M. Fenstermacher

THOMAS MORE

Crestview Hills, KY 41017-3495.....III

Coach: Dean Paul, Mount Union 1990

2003 RESULTS (6-4)

35 Muskingum n.....	40
30 Hanover n.....	33
38 Greenville n.....	14
28 Wittenberg.....	56
24 Franklin.....	21
6 Malone.....	14
37 Ky. Wesleyan n.....	0
29 Maryville (Tenn.).....	12
41 Westminster (Pa.) n.....	39
38 Mt. St. Joseph.....	31

Nickname: Saints
 Colors: Royal Blue, White & Silver
 Stadium: Thomas More Stadium
 Capacity: 3,000; Year Built: 1999
 AD: Terry Connor
 SID: Jason Eichelberger

TIFFIN

Tiffin, OH 44883-2161.....II

Coach: Nathan Cole, Tiffin 1995

2003 RESULTS (6-5)

42 Butler n.....	6
31 Findlay.....	51
31 St. Francis (Ind.).....	48
14 Edinboro.....	39
44 West Va. Wesleyan n.....	34
12 Gannon n.....	24
24 St. Joseph's (Ind.) n.....	9
47 Charleston (W.V.) n.....	17
16 Geneva n.....	13
28 New Haven.....	17
23 Dayton.....	27

Nickname: Dragons
 Colors: Green & Gold
 Stadium: Frost-Kalnow
 Capacity: 4,500
 AD: Ian S. Day
 SID: Shane O'Donnell

TOLEDO

Toledo, OH 43606.....IA

Coach: Tom Anstutz, Toledo 1977

2003 RESULTS (8-4)

18 UNLV.....	28
49 Liberty n.....	3
24 Marshall.....	17
35 Pittsburgh n.....	31
7 Syracuse.....	34
49 Eastern Mich. n.....	14
31 Central Mich.....	13
14 Ball St.....	38
56 Buffalo n.....	29
49 Northern Ill. n.....	30
34 Western Mich. n.....	17
23 Bowling Green.....	31

Nickname: Rockets
 Colors: Blue & Gold
 Stadium: Glass Bowl
 Capacity: 26,248; Year Built: 1937
 AD: Michael E. O'Brien
 SID: Paul Helgren

TOWSON

Towson, MD 21252-0001.....IAA

Coach: Gordy Combs, Towson 1972

2003 RESULTS (6-6)

16 Morgan St.....	19
50 Lock Haven n.....	19
19 Lafayette n.....	13
28 Yale.....	62
7 Colgate.....	26
30 Holy Cross n.....	13
10 Bucknell.....	14
24 Elon n.....	7
3 Lehigh.....	35
27 Georgetown.....	6
35 Albany (N.Y.) n.....	16
22 Fordham n.....	35

Nickname: Tigers
 Colors: Gold, White & Black
 Stadium: Johnny Unitas Stadium
 Capacity: 11,198; Year Built: 2002
 AD: R. Wayne Edwards
 SID: Peter Schlehr

TRINITY (CONN.)

Hartford, CT 06106.....III

Coach: Charles Priore, Albany (N.Y.) 1982

2003 RESULTS (8-0)

30 Colby.....	6
10 Williams n.....	0
45 Hamilton n.....	7
23 Tufts.....	3
51 Bowdoin n.....	0
16 Middlebury.....	0
20 Amherst.....	14
53 Wesleyan (Conn.) n.....	0

Nickname: Bantams
 Colors: Blue & Gold
 Stadium: Jessee Field
 Capacity: 7,000; Year Built: 1900
 AD: Richard J. Hazelton
 SID: Dave Kingsley

TRINITY (TEX.)

San Antonio, TX 78212-7200.....III

Coach: Steve Mohr, Denison 1976

2003 RESULTS (8-3)

42 Austin.....	14
40 Texas Lutheran n.....	0
31 Pomona-Pitzer.....	35
26 DePauw n.....	24
42 Rose-Hulman.....	14
21 Washington-St. Louis n.....	7
52 Centre n.....	7
20 Rhodes.....	23
35 Sewanee.....	0
42 Millsaps n.....	14
41 East Tex. Baptist.....	42

Nickname: Tigers
 Colors: Maroon & White
 Stadium: E.M. Stevens
 Capacity: 3,500; Year Built: 1972
 AD: Robert C. King
 SID: Justin Parker

TROY ST.

Troy, AL 36082.....IA

Coach: Larry Blakeney, Auburn 1970

2003 RESULTS (6-6)

5 Kansas St.....	41
7 Minnesota.....	48
20 UAB.....	9
28 Southeastern La. n.....	0

33 Marshall n.....	24
0 Nebraska.....	30
21 Florida Int'l n.....	10
0 Virginia.....	24
0 North Texas.....	21
20 Middle Tenn.....	27
23 Utah St.....	14
28 La.-Monroe n.....	24

Nickname: Trojans
 Colors: Cardinal, Silver & Black
 Stadium: Movie Gallery Veterans
 Capacity: 30,000; Year Built: 1950
 AD: Johnny Williams
 SID: Tom Strother

TRUMAN

Kirkville, MO 63501-4221.....II

Coach: John Ware, Drake 1981

2003 RESULTS (4-7)

13 Winona St. n.....	49
6 Illinois St.....	49
8 Pittsburg St. n.....	48
12 Washburn.....	6
24 Emporia St. n.....	55
15 Mo. Southern St.....	3
6 Mo. Western St. n.....	39
22 Central Mo. St.....	28
0 Northwest Mo. St.....	37
35 Mo.-Rolla n.....	28
20 Southwest Baptist.....	14

Nickname: Bulldogs
 Colors: Purple & White
 Stadium: Stokes
 Capacity: 4,000; Year Built: 1962
 AD: Jerry Wollmering
 SID: TBA

TUFTS

Medford, MA 02155.....III

Coach: Bill Samko, Connecticut 1973

2003 RESULTS (5-3)

23 Hamilton.....	14
24 Bates.....	14
26 Bowdoin n.....	7
3 Trinity (Conn.) n.....	23
10 Williams.....	23
24 Amherst n.....	17
18 Colby.....	0
6 Middlebury n.....	10

Nickname: Jumbos
 Colors: Brown & Blue
 Stadium: Ellis Oval
 Capacity: 6,000; Year Built: 1923
 AD: Bill Gehling
 SID: Paul Sweeney

TULANE

New Orleans, LA 70118-0000.....IA

Coach: Chris Scelfo, La.-Monroe 1985

2003 RESULTS (5-7)

35 TCU n.....	38
27 Northwestern St. n.....	24
31 Mississippi St. n.....	28
50 Army.....	33
18 Texas.....	63
42 Houston n.....	45
28 Louisville.....	47
9 Memphis n.....	41
17 Navy.....	35
38 UAB.....	24
14 Southern Miss.....	28
28 East Caro. n.....	18

Nickname: Green Wave
 Colors: Olive Green & Sky Blue
 Stadium: Superdome
 Capacity: 69,767; Year Built: 1975
 AD: Rick Dickson
 SID: Donna Turner

TULSA
Tulsa, OK 74104-3189I-A

Coach: Steve Kragthorpe, West Texas 1988

2003 RESULTS (8-5)

10	Minnesota	49
13	Arkansas	45
41	Texas St. n	15
54	Arkansas St. n	7
27	Hawaii n	16
20	Boise St.	27
21	Nevada n	28
35	Southern Methodist n	16
56	UTEP	28
31	Rice	28
48	Louisiana Tech n	18
34	San Jose St.	32
10	Georgia Tech *	52

Nickname: Golden Hurricane
Colors: Old Gold, Royal Blue, Crimson
Stadium: Skelly
Capacity: 40,385; Year Built: 1930
AD: Judy Mac Leod
SID: Don Tomkalski

TUSCULUM
Greeneville, TN 37743II

Coach: Frankie DeBusk, Furman 1991

2003 RESULTS (9-2)

17	Elon	3
65	Morehouse n	10
58	Charleston So.	7
55	Wingate n	16
35	Presbyterian	27
39	Newberry n	9
27	Carson-Newman n	18
22	Catawba	27
28	Lenoir-Rhyne	23
31	Mars Hill n	7
7	North Dakota St.	28

Nickname: Pioneers
Colors: Black & Orange
Stadium: Pioneer Field
Capacity: 3,500; Year Built: 1991
AD: Ed Hoffmeyer
SID: Dom Donnelly

TUSKEGEE
Tuskegee, AL 36088II

Coach: Rick Comegy, Millersville 1976

2003 RESULTS (5-6)

11	Miles *	43
26	Benedict	9
20	Lincoln (Mo.) n	6
0	Hampton *	53
20	Albany St. (Ga.)	31
13	Morehouse *	16
21	Fort Valley St. n	28
12	Lane	8
43	Clark Atlanta n	21
16	Kentucky St. n	14
28	Alabama St.	48

Nickname: Golden Tigers
Colors: Crimson & Old Gold
Stadium: Abbott Stadium
Capacity: 10,000; Year Built: 1925
AD: Rick Comegy
SID: Arnold Houston

UCLA
Los Angeles, CA 90095-1405I-A

Coach: Karl Dorrell, UCLA 1987

2003 RESULTS (6-7)

14	Colorado	16
6	Illinois n	3

24	Oklahoma	59
20	San Diego St. n	10
46	Washington n	16
24	Arizona	21
23	California n	20
20	Arizona St. n	13
14	Stanford	21
13	Washington St.	31
13	Oregon n	31
22	Southern California	47
9	Fresno St. *	17

Nickname: Bruins
Colors: Blue & Gold
Stadium: Rose Bowl
Capacity: 91,500; Year Built: 1922
AD: Daniel G. Guerrero
SID: Marc Dellins

UNION (N.Y.)
Schenectady, NY 12308III

Coach: John Audino, Notre Dame 1975

2003 RESULTS (5-5)

22	St. Lawrence	11
19	WPI n	16
3	Hobart	35
3	Alfred	6
7	Rensselaer	33
37	Rochester n	25
35	Coast Guard	26
37	Hartwick n	27
15	Muhlenberg n	20
18	Springfield n	21

Nickname: Dutchmen
Colors: Garnet
Stadium: Frank Bailey Field
Capacity: 2,000; Year Built: 1981
AD: Val Belmonte
SID: George Cuttita

UPPER IOWA
Fayette, IA 52142III

Coach: Courtney Messingham, Northern Iowa 1990

2003 RESULTS (1-9)

3	Wis.-Oshkosh	38
13	Luther n	47
34	Coe n	42
55	Dubuque	48
14	Central (Iowa) n	38
21	Cornell College	27
7	Wartburg n	35
14	Buena Vista	43
20	Loras n	30
7	Simpson	54

Nickname: Peacocks
Colors: Peacock Blue & White
Stadium: Eischeid
Capacity: 3,500; Year Built: 1993
AD: Gil Cloud
SID: Brian Thiessen

URSINUS
Collegeville, PA 19426-1000III

Coach: Peter Gallagher, West Va. Wesleyan 1993

2003 RESULTS (3-7)

24	Susquehanna	17
26	Catholic	0
19	Albright n	37
47	Mount Ida n	0
20	McDaniel	24
7	Muhlenberg n	27
3	Gettysburg n	14
10	Johns Hopkins	49
17	Frank. & Marsh. n	37
10	Dickinson	36

Nickname: Bears

Colors: Red, Old Gold & Black
Stadium: Patterson Field
Capacity: 2,500; Year Built: 1923
AD: Brian Thomas
SID: NA

UTAH
Salt Lake City, UT 84112-9008I-A

Coach: Urban Meyer, Cincinnati 1986

2003 RESULTS (10-2)

40	Utah St. n	20
26	Texas A&M	28
31	California n	24
28	Colorado St.	21
17	Oregon n	13
27	San Diego St. n	6
28	UNLV	10
35	New Mexico n	47
45	Air Force	43
47	Wyoming n	17
3	Brigham Young	0
17	Southern Miss. *	0

Nickname: Utes
Colors: Crimson & White
Stadium: Rice-Eccles
Capacity: 45,634; Year Built: 1927
AD: Christopher Hill
SID: Liz Abel

UTAH ST.
Logan, UT 84322-7400I-A

Coach: Mick Dennehy, Montana 1973

2003 RESULTS (3-9)

20	Utah	40
7	Nebraska	31
16	Arizona St.	26
28	La.-Monroe n	10
7	New Mexico	34
21	Wyoming n	48
27	North Texas	37
49	Arkansas St. n	0
41	Middle Tenn. n	20
21	New Mexico St.	26
14	Troy St. n	23
13	Idaho	20

Nickname: Aggies
Colors: Navy Blue & White
Stadium: E.L. Romney
Capacity: 30,257; Year Built: 1968
AD: Rance Pugmire
SID: Mike Strauss

UTICA
Utica, NY 13502-4892III

Coach: Mike Kemp, Notre Dame 1975

2003 RESULTS (1-9)

12	St. Lawrence	15
6	Rensselaer n	17
0	Brockport St.	49
6	Hartwick n	31
36	Husson n	0
3	Mount Ida	20
13	Alfred n	33
0	Ithaca	49
7	Cortland St. n	43
0	St. John Fisher	68

Nickname: Pioneers
Colors: Navy Blue & Burnt Orange
Stadium: Charles A. Gaetano
Capacity: 1,200; Year Built: 2001
AD: James A. Spartano
SID: Ryan Hyland

VALDOSTA ST.

Valdosta, GA 31698II

Coach: Chris Hatcher, Valdosta St. 1995

2003 RESULTS (10-2)

21 Albany St. (Ga.) n.....	3
45 Fla. Atlantic.....	17
28 Delta St.....	17
41 Southern Ark.....	17
42 Ouachita Baptist n.....	21
31 Ark.-Monticello.....	28
26 Central Ark. n.....	21
58 West Ala.....	13
10 North Ala. n.....	17
30 Arkansas Tech.....	0
30 West Ga. n.....	17
29 Carson-Newman n.....	35

Nickname: Blazers
 Colors: Red & Black
 Stadium: Cleveland Field
 Capacity: 11,500; Year Built: 1922
 AD: Herb F. Reinhard III
 SID: Steve Roberts

VALPARAISO

Valparaiso, IN 46383-6493IAA

Coach: Tom Horne, Wis.-La Crosse 1976

2003 RESULTS (8-4)

0 Murray St.....	34
33 Wis. Lutheran n.....	13
38 Austin Peay.....	14
38 St. Francis (Pa.) n.....	6
27 Jacksonville.....	34
26 Morehead St. n.....	32
33 Dayton.....	28
41 San Diego n.....	34
51 Drake n.....	45
21 Butler.....	25
44 Aurora.....	26
54 Morehead St. n.....	42

Nickname: Crusaders
 Colors: Brown & Gold
 Stadium: Brown Field
 Capacity: 5,000; Year Built: 1947
 AD: William L. Steinbrecher
 SID: Bill Rogers

VANDERBILT

Nashville, TN 37212.....IA

Coach: Bobby Johnson, Clemson 1973

2003 RESULTS (2-10)

21 Mississippi n.....	24
51 Chattanooga n.....	6
7 Auburn n.....	45
14 TCU.....	30
17 Georgia Tech n.....	24
21 Mississippi St.....	30
27 Navy n.....	37
8 Georgia n.....	27
24 South Carolina.....	35
17 Florida.....	35
28 Kentucky n.....	17
0 Tennessee.....	48

Nickname: Commodores
 Colors: Black & Gold
 Stadium: Vanderbilt Stadium
 Capacity: 41,600; Year Built: 1981
 AD: David Williams II
 SID: Rod Williamson

VILLANOVA

Villanova, PA 19085-1674IAA

Coach: Andy Talley, Southern Conn. St. 1967

2003 RESULTS (7-4)

41 Hampton n.....	6
23 Temple.....	20
48 New Hampshire.....	14

28 Northeastern n.....	7
38 James Madison n.....	14
21 Rhode Island.....	17
14 Massachusetts n.....	19
42 Richmond.....	13
32 Hofstra.....	34
10 Maine.....	14
17 Delaware n.....	20

Nickname: Wildcats
 Colors: Blue & White
 Stadium: Villanova
 Capacity: 12,000; Year Built: 1927
 AD: Vincent Nicastro
 SID: Dean Kenefick

VIRGINIA

Charlottesville, VA 22904-4821IA

Coach: Al Groh, Virginia 1967

2003 RESULTS (8-5)

27 Duke n.....	0
7 South Carolina.....	31
59 Western Mich.....	16
27 Wake Forest n.....	24
38 North Carolina.....	13
27 Clemson.....	30
14 Florida St. n.....	19
24 Troy St. n.....	0
37 North Carolina St.....	51
17 Maryland.....	27
29 Georgia Tech n.....	17
35 Virginia Tech n.....	21
23 Pittsburgh *.....	16

Nickname: Cavaliers
 Colors: Orange & Blue
 Stadium: Smith/Harrison/Scott
 Capacity: 61,500; Year Built: 1931
 AD: Craig K. Littlepage
 SID: Michael Colley

VMI

Lexington, VA 24450-0304IAA

Coach: Cal McCombs, Citadel 1967

2003 RESULTS (6-6)

10 Navy.....	37
31 Davidson.....	9
24 William & Mary n.....	34
34 Norfolk St. n.....	9
42 Georgetown n.....	14
28 Liberty.....	31
50 Charleston So. n.....	7
25 Gardner-Webb n.....	37
25 Richmond.....	35
19 Coastal Caro.....	10
48 Austin Peay n.....	7
23 Citadel *.....	27

Nickname: Keydets
 Colors: Red, White, Yellow
 Stadium: Alumni Field
 Capacity: 10,000; Year Built: 1962
 AD: Donald T. White
 SID: Wade Branner

VIRGINIA ST.

Petersburg, VA 23806-0001II

Coach: Andrew Faison, Virginia St. 1981

2003 RESULTS (5-5)

16 Norfolk St.....	15
6 Kutztown n.....	34
27 Winston-Salem.....	33
31 Clark Atlanta.....	27
22 N.C. Central n.....	28
27 Livingstone.....	7
50 Elizabeth City St. n.....	9
17 Virginia Union n.....	30
17 Shaw.....	28
27 Bowie St. n.....	14

Nickname: Trojans
 Colors: Orange & Navy Blue
 Stadium: Rogers
 Capacity: 13,500; Year Built: 1950
 AD: Peggy L. Davis
 SID: Paul T. Williams

VIRGINIA TECH

Blacksburg, VA 24061IA

Coach: Frank Beamer, Virginia Tech 1969

2003 RESULTS (8-5)

49 UCF n.....	28
43 James Madison n.....	0
35 Texas A&M n.....	19
47 Connecticut n.....	13
48 Rutgers.....	22
51 Syracuse n.....	7
7 West Virginia.....	28
31 Miami (Fla.) n.....	7
28 Pittsburgh.....	31
24 Temple.....	23
27 Boston College n.....	34
21 Virginia.....	35
49 California *.....	52

Nickname: Hokies
 Colors: Burnt Orange & Maroon
 Stadium: Lane
 Capacity: 65,115; Year Built: 1965
 AD: James C. Weaver
 SID: Dave Smith

VIRGINIA UNION

Richmond, VA 23220-1790II

Coach: Willard Bailey, Norfolk St. 1962

2003 RESULTS (6-5)

6 Lane *.....	12
19 Fayetteville St.....	27
35 Shepherd n.....	7
7 Gannon.....	21
29 Winston-Salem n.....	17
30 St. Augustine's *.....	15
26 Shaw n.....	6
30 Virginia St.....	17
17 Bowie St. n.....	14
23 Elizabeth City St. n.....	24
19 Fayetteville St.....	23

Nickname: Panthers
 Colors: Steel & Maroon
 Stadium: Hovey Field
 Capacity: 10,000; Year Built: 1907
 AD: Michael Bailey
 SID: Jim Junot

WABASH

Crawfordsville, IN 47933.....III

Coach: Chris Creighton, Kenyon 1991

2003 RESULTS (7-3)

21 Kalamazoo.....	28
64 Earlham n.....	14
61 Huntingdon n.....	13
6 Allegheny.....	7
41 Wittenberg n.....	14
21 Ohio Wesleyan.....	0
38 Oberlin n.....	6
7 Wooster.....	23
81 Hiram n.....	0
37 DePauw.....	20

Nickname: Little Giants
 Colors: Scarlet
 Stadium: Hollett Little Giant
 Capacity: 5,000; Year Built: 1967
 AD: Vernon H. Mummert
 SID: Brent Harris

WAGNER

Staten Island, NY 10301-4495IAA

Coach: Walt Hameline, Brockport St. 1975

2003 RESULTS (6-5)

10	La Salle n	6
34	Iona	17
21	Stony Brook	28
13	Marist n	24
39	Central Conn. St. n	16
0	Monmouth	24
34	Siena	6
28	Robert Morris	31
7	Albany (N.Y.) n	28
21	St. Francis (Pa.) n	7
24	Sacred Heart n	16

Nickname: Seahawks
 Colors: Green & White
 Stadium: Wagner College Stadium
 Capacity: 5,000; Year Built: 1997
 AD: Walt Hameline
 SID: Ben Shove

WAKE FOREST

Winston-Salem, NC 27109IA

Coach: Jim Grobe, Virginia 1975

2003 RESULTS (5-7)

32	Boston College	28
38	North Carolina St. n	24
10	Purdue n	16
34	East Caro. n	16
24	Virginia	27
7	Georgia Tech n	24
42	Duke	13
24	Florida St.	48
45	Clemson n	17
34	North Carolina	42
17	Connecticut n	51
28	Maryland n	41

Nickname: Demon Deacons
 Colors: Old Gold & Black
 Stadium: Groves
 Capacity: 31,500; Year Built: 1968
 AD: Ronald D. Wellman
 SID: Mike Vest

WARTBURG

Waverly, IA 50677-1003III

Coach: Rick Willis, Cornell College 1988

2003 RESULTS (11-1)

47	Peru St. n	0
56	Cornell College	7
42	Luther	21
41	Buena Vista n	7
47	Loras	15
21	Simpson n	10
35	Upper Iowa	7
24	Coe n	7
41	Dubuque	14
29	Central (Iowa) n	3
21	Bethel (Minn.) n	7
20	Linfield	23

Nickname: Knights
 Colors: Orange & Black
 Stadium: Walston-Hoover
 Capacity: 4,000; Year Built: 2001
 AD: Gary Grace
 SID: Mark Adkins

WASHBURN

Topeka, KS 66621II

Coach: Craig Schurig, Colorado Mines 1987

2003 RESULTS (5-6)

28	Langston	0
28	Fort Hays St. n	4
28	Emporia St.	35

6	Truman n	12
14	Northwest Mo. St.	45
10	Pittsburg St. n	37
41	Southwest Baptist	37
49	Mo.-Rolla n	24
28	Central Mo. St. n	49
14	Mo. Western St.	30
38	Mo. Southern St. n	35

Nickname: Ichabods
 Colors: Yale Blue & White
 Stadium: Yager Stadium at Moore Bowl
 Capacity: 7,200; Year Built: 1928
 AD: Loren Ferre'
 SID: Gene Cassell

WASHINGTON

Seattle, WA 98195IA

Coach: Rick Neuheisel, UCLA 1984

2003 RESULTS (6-6)

9	Ohio St.	28
38	Indiana n	13
45	Idaho n	14
28	Stanford n	17
16	UCLA	46
17	Nevada n	28
38	Oregon St.	17
23	Southern California n	43
42	Oregon n	10
22	Arizona	27
7	California	54
27	Washington St. n	19

Nickname: Huskies
 Colors: Purple & Gold
 Stadium: Husky
 Capacity: 72,500; Year Built: 1920
 AD: Barbara A. Hedges
 SID: Jim Daves

WASH. & JEFF.

Washington, PA 15301-4801III

Coach: Mike Sirianni, Mount Union 1994

2003 RESULTS (9-2)

28	Allegheny n	23
36	Frank. & Marsh	14
17	Thiel n	10
26	Westminster (Pa.)	17
36	Grove City	28
38	Bethany (W.V.) n	3
17	Waynesburg	27
42	Hanover n	28
41	Newport News	0
7	Buffalo St. n	10
41	Wilkes	19

Nickname: Presidents
 Colors: Red & Black
 Stadium: Cameron Stadium
 Capacity: 3,500; Year Built: 1958
 AD: Rick Creehan
 SID: Scott McGuinness

WASH. & LEE

Lexington, VA 24450III

Coach: Frank Miriello, East Stroudsburg 1967

2003 RESULTS (3-7)

7	Johns Hopkins	36
13	Sewanee	37
23	Centre n	17
9	Randolph-Macon	15
31	Catholic n	27
17	Hampden-Sydney	45
7	Guilford	34
3	Bridgewater (Va.) n	28
16	Emory & Henry	34
27	Greensboro n	14

Nickname: Generals

Colors: Royal Blue & White
 Stadium: Wilson Field
 Capacity: 7,000; Year Built: 1930
 AD: Michael F. Walsh
 SID: Brian Laubscher

WASHINGTON ST.

Pullman, WA 99164-1602IA

Coach: Bill Doba, Ball St. 1962

2003 RESULTS (10-3)

25	Idaho *	0
26	Notre Dame	29
47	Colorado	26
23	New Mexico n	13
55	Oregon	16
30	Arizona n	7
24	Stanford	14
36	Oregon St. n	30
16	Southern California	43
31	UCLA n	13
34	Arizona St. n	19
19	Washington	27
28	Texas *	20

Nickname: Cougars
 Colors: Crimson & Gray
 Stadium: Clarence D. Martin
 Capacity: 35,117; Year Built: 1972
 AD: James Sterk
 SID: Rod Commons

WASHINGTON-ST. LOUIS

St. Louis, MO 63130-4899III

Coach: Larry Kindbom, Kalamazoo 1974

2003 RESULTS (6-4)

29	Simpson	32
17	MacMurray	7
21	Ill. Wesleyan n	24
13	Rose-Hulman	17
28	Rhodes n	21
7	Trinity (Tex.)	21
28	Chicago n	0
38	Case Reserve	10
16	Rochester n	14
37	Carnegie Mellon	35

Nickname: Bears
 Colors: Red & Green
 Stadium: Francis Field
 Capacity: 3,300; Year Built: 1904
 AD: John M. Schael
 SID: Chris Mitchell

WAYNE ST. (MICH.)

Detroit, MI 48202-3489II

Coach: Steve Kazor, Westminster (Utah) 1972

2003 RESULTS (3-8)

38	Gannon n	21
3	Findlay n	19
14	Grand Valley St.	50
16	Ferris St. n	29
29	Ashland	19
26	Hillsdale n	49
35	Michigan Tech n	42
45	Northern Mich.	42
24	Northwood n	28
10	Mercyhurst	17
21	Saginaw Valley	38

Nickname: Warriors
 Colors: Green & Gold
 Stadium: Adams Field
 Capacity: 6,000; Year Built: 1968
 AD: Robert Fournier
 SID: Jeff Weiss

WAYNE ST. (NEB.)
Wayne, NE 68787-1172II

Coach: Scott Hoffman, Nebraska 1978

2003 RESULTS (3-8)

3	Western Ill.	35
21	Neb.-Kearney n	32
13	Winona St. n	38
41	Southwest Minn. St.	40
10	Northern St. n	47
18	Minn. Duluth	49
36	Waldorf n	17
30	Minn.-Crookston n	18
7	Concordia-St. Paul	49
21	Bemidji St. *	45
21	Minn. St. Moorhead	45

Nickname: Wildcats
Colors: Black & Gold
Stadium: Memorial
Capacity: 3,500; Year Built: 1931
AD: Todd Barry
SID: Steve Schafer

WAYNESBURG
Waynesburg, PA 15370III

Coach: Jeff Hand, Clarion 1992

2003 RESULTS (9-2)

70	Denison	14
45	Randolph-Macon	7
30	Gettysburg	31
17	Alfred n	7
42	Bethany (W.V.)	0
34	Thiel n	19
45	Grove City	10
27	Wash. & Jeff. n	17
28	Frostburg St.	7
34	Westminster (Pa.) n	20
24	Bridgewater (Va.)	28

Nickname: Yellow Jackets
Colors: Orange & Black
Stadium: John F. Wiley
Capacity: 4,000; Year Built: 1999
AD: Rudy Marisa
SID: Justin Zackal

WEBER ST.
Ogden, UT 84408-2701IAA

Coach: Jerry Graybeal, Eastern Wash. 1981

2003 RESULTS (8-4)

38	Western St. n	13
13	Southern Utah n	3
7	Colorado St.	31
49	Montana Tech n	14
35	Eastern Wash.	23
29	Northern Ariz. n	48
7	Montana	12
3	Montana St. n	26
38	Idaho St. n	21
45	Portland St.	21
26	Sacramento St. n	14
35	St. Mary's (Cal.)	15

Nickname: Wildcats
Colors: Royal Purple & White
Stadium: Stewart
Capacity: 17,500; Year Built: 1966
AD: John W. Johnson
SID: Brad Larsen

WESLEY
Dover, DE 19901-3875III

Coach: Mike Drass, Mansfield 1983

2003 RESULTS (6-4)

6	Ferrum	24
0	Rowan n	30
31	Kean n	0

47	Carnegie Mellon n	28
39	Frostburg St. n	42
45	Apprentice	0
51	Husson	0
26	Salisbury n	34
61	Chowan	14
67	Southern Va.	20

Nickname: Wolverines
Colors: Blue & White
Stadium: Wolverine Stadium
Capacity: 2,200; Year Built: 1989
AD: Michele Stabley
SID: Steve Azzanesi

WESLEYAN (CONN.)
Middletown, CT 06459III

Coach: Frank Hauser, Wesleyan 1979

2003 RESULTS (4-4)

26	Middlebury n	7
46	Hamilton	40
7	Colby n	31
23	Bates n	20
0	Amherst	41
21	Bowdoin	12
2	Williams n	26
0	Trinity (Conn.)	53

Nickname: Cardinals
Colors: Red & Black
Stadium: Andrus Field
Capacity: 5,000; Year Built: 1881
AD: John Biddiscombe
SID: Brian Katten

WEST ALA.
Livingston, AL 35470II

Coach: Randy Pippin, Tennessee Tech 1985

2003 RESULTS (2-9)

28	Samford	44
24	Stillman n	17
27	Ark.-Monticello	20
17	Delta St. n	47
21	Harding n	26
36	Henderson St.	41
35	West Ga.	38
13	Valdosta St. n	58
17	Arkansas Tech n	20
24	Central Ark.	35
10	North Ala.	44

Nickname: Tigers
Colors: Red, White & Black
Stadium: Tiger
Capacity: 7,000; Year Built: 1952
AD: Curtis Outlaw
SID: Jason Hughes

WEST CHESTER
West Chester, PA 19383II

Coach: Rick Daniels, West Chester 1975

2003 RESULTS (8-3)

28	New Haven	17
56	Glenville St. n	7
7	Delaware	49
33	Shippensburg	20
16	Kutztown	17
35	Clarion n	17
62	Cheyney n	0
27	East Stroudsburg	28
35	Bloomsburg n	34
19	Millersville n	3
55	Mansfield	27

Nickname: Golden Rams
Colors: Purple & Gold
Stadium: Farrell
Capacity: 7,500; Year Built: 1970
AD: Edward Matejkovic
SID: Tom Di Camillo

WEST GA.
Carrollton, GA 30118II

Coach: Gary Otten, Alabama 1988

2003 RESULTS (3-8)

21	Presbyterian	14
7	Albany St. (Ga.) n	34
6	Southern Ark. n	52
38	Henderson St.	35
7	Delta St. n	61
21	Harding	25
38	West Ala. n	35
9	Arkansas Tech n	38
6	Central Ark.	48
21	North Ala. n	48
17	Valdosta St.	30

Nickname: Braves
Colors: Blue & Red
Stadium: Grisham
Capacity: 6,500; Year Built: 1966
AD: Edward G. Murphy
SID: Mitch Gray

WEST LIBERTY ST.
West Liberty, WV 26074II

Coach: Bob Eaton, Glenville St. 1978

2003 RESULTS (3-7)

38	Virginia-Wise n	41
17	Walsh n	42
16	Cheyney	17
7	West Va. Wesleyan	50
16	Fairmont St. n	26
35	West Va. Tech n	62
16	Shepherd	55
28	Glenville St.	24
35	West Virginia St. n	28
30	Concord n	20

Nickname: Hilltoppers
Colors: Black & Gold
Stadium: Russek Field
Capacity: 4,000; Year Built: 1960
AD: James W. Watson
SID: Lynn Ullom

WEST TEX. A&M
Canyon, TX 79016-0999II

Coach: Ronnie Jones, Northwestern Okla. 1978

2003 RESULTS (3-8)

42	Okla. Panhandle n	21
14	Southwestern Okla.	30
20	Central Okla.	31
30	Southeastern Okla. n	55
19	Angelo St.	20
13	Midwestern St. n	48
30	Tex. A&M-Commerce	17
13	Tex. A&M-Kingsville n	38
27	Tarleton St.	47
49	Eastern N.M.	23
27	Abilene Christian n	34

Nickname: Buffaloes
Colors: Maroon & White
Stadium: Kimbrough
Capacity: 20,000; Year Built: 1959
AD: Ed Harris
SID: Phil Woodall

WEST VIRGINIA
Morgantown, WV 26507IA

Coach: Rich Rodriguez, West Virginia 1986

2003 RESULTS (8-5)

17	Wisconsin n	24
48	East Caro.	7
13	Cincinnati n	15

7 Maryland	34
20 Miami (Fla.)	22
34 Rutgers n	19
28 Virginia Tech n	7
36 UCF n	18
35 Boston College	28
52 Pittsburgh n	31
34 Syracuse	23
45 Temple n	28
7 Maryland *	41

Nickname: Mountaineers
 Colors: Old Gold & Blue
 Stadium: Mountaineer Field/Milan Puskar Stadium
 Capacity: 60,000; Year Built: 1980
 AD: Ed Pastilong
 SID: Shelly Poe

WEST VIRGINIA ST.

Institute, WV 25112-1000ll

Coach: Carl Lee, Marshall 1983

2003 RESULTS (3-8)

7 Bowie St. n	27
42 Charleston So.	49
24 Gannon	52
20 West Va. Tech n	19
21 Shepherd	35
21 Concord	10
20 Glenville St. n	13
10 Fairmont St. n	13
28 West Liberty St.	35
27 West Va. Wesleyan	45
33 Cheyney n	42

Nickname: Yellow Jackets
 Colors: Old Gold & Black
 Stadium: Lakin Field
 Capacity: 5,000; Year Built: 1963
 AD: Robert Parker
 SID: Sean McAndrews

WEST VA. TECH

Montgomery, WV 25136ll

Coach: Mauro Monz, West Va. Tech 1996

2003 RESULTS (3-8)

3 Western Ky.	67
0 Indiana (Pa.)	42
19 West Virginia St.	20
15 Glenville St. n	44
62 West Liberty St.	35
14 West Va. Wesleyan n	21
28 Concord	44
27 Fairmont St. n	14
0 Shepherd	29
21 Charleston (W.V.)	17
33 Winston-Salem n	35

Nickname: Golden Bears
 Colors: Blue & Gold
 Stadium: Martin Field
 Capacity: 2,500; Year Built: 1933
 AD: Reggie Smith
 SID: Frank Costa

WEST VA. WESLEYAN

Buckhannon, WV 26201ll

Coach: Bill Struble, West Va. Wesleyan 1976

2003 RESULTS (9-2)

21 Mercyhurst n	30
29 Lenoir-Rhyne	9
16 California (Pa.) n	14
34 Tiffin	44
50 West Liberty St. n	7
56 Concord *	14
45 Fairmont St. n	21

21 West Va. Tech	14
34 Shepherd n	14
21 Glenville St.	14
45 West Virginia St. n	27

Nickname: Bobcats
 Colors: Orange & Black
 Stadium: Cebe Ross Field
 Capacity: 3,500
 AD: George A. Klebez
 SID: James Nekoloff

WESTERN CARO.

Cullowhee, NC 28723IAA

Coach: Kent Briggs, Western Caro. 1979

2003 RESULTS (5-7)

20 North Carolina St.	59
3 Duke	29
45 Johnson Smith n	0
28 Citadel n	21
28 East Tenn. St.	21
13 Furman n	19
25 Ga. Southern	31
6 Wofford n	38
0 Chattanooga	38
26 Elon n	3
18 Appalachian St.	26
39 Gardner-Webb n	16

Nickname: Catamounts
 Colors: Purple & Gold
 Stadium: E.J. Whitmire Stadium/Bob Waters Field
 Capacity: 13,742; Year Built: 1974
 AD: Jeff Compher
 SID: Mike Cawood

WESTERN CONN. ST.

Danbury, CT 06810lll

Coach: John Burrell, Middlebury 1990

2003 RESULTS (6-4)

55 Salve Regina n	0
19 Rowan	25
67 Wm. Paterson n	0
43 Plymouth St. n	0
7 Springfield n	21
16 Coast Guard n	9
38 WPI	49
28 Kean n	12
48 Merchant Marine	10
26 Norwich	33

Nickname: Colonials
 Colors: Dark Blue, Metallic Copper & White
 Stadium: Westside Athletic Complex
 Capacity: 2,500; Year Built: 2003
 AD: Edward Farrington
 SID: Scott Ames

WESTERN ILL.

Macomb, IL 61455IAA

Coach: Don Patterson, Army 1973

2003 RESULTS (9-4)

35 Wayne St. (Neb.) n	3
34 Eastern Mich.	12
7 LSU	35
56 Tenn.-Martin n	0
33 Western Ky. n	28
54 Youngstown St.	20
32 Southern Ill. n	37
30 Northern Iowa n	38
24 Illinois St.	20
34 Indiana St.	28
63 Southwest Mo. St. n	42
43 Montana	40
27 Colgate	28

Nickname: Leathernecks
 Colors: Purple & Gold
 Stadium: Hanson Field
 Capacity: 15,168; Year Built: 1950
 AD: Tim Van Alstine
 SID: Jason Kaufman

WESTERN KY.

Bowling Green, KY 42101-3576IAA

Coach: David Elson, Butler 1994

2003 RESULTS (9-4)

51 Union (Ky.) n	3
67 West Va. Tech n	3
36 Eastern Ky. n	3
3 Auburn	48
28 Western Ill.	33
9 Southwest Mo. St. n	6
27 Illinois St.	24
59 Indiana St.	14
24 Southern Ill. n	28
24 Northern Iowa n	3
37 Youngstown St.	13
45 Jacksonville St. n	7
17 Wofford	34

Nickname: Hilltoppers
 Colors: Red & White
 Stadium: L.T. Smith
 Capacity: 17,500; Year Built: 1968
 AD: Camden Wood Selig
 SID: Brian Fremund

WESTERN MICH.

Kalamazoo, MI 49008IAA

Coach: Gary Darnell, Oklahoma St. 1970

2003 RESULTS (5-7)

21 Michigan St.	26
56 William & Mary n	24
16 Virginia n	59
39 Ohio	32
31 Eastern Mich.	3
21 Bowling Green n	32
10 Northern Ill.	37
21 Marshall n	41
27 Connecticut	41
28 Ball St. n	20
44 Central Mich. n	21
17 Toledo	34

Nickname: Broncos
 Colors: Brown & Gold
 Stadium: Waldo
 Capacity: 30,200; Year Built: 1939
 AD: Kathy Beaugard
 SID: Daniel Jankowski

WESTERN NEW ENG.

Springfield, MA 01119lll

Coach: Gerry Martin, Connecticut 1979

2003 RESULTS (2-7)

3 Westfield St.	26
14 Fitchburg St. n	17
10 Endicott n	14
20 Salve Regina n	22
14 MIT	7
28 Framingham St. n	0
7 Mass.-Dartmouth	38
10 Curry	24
13 Nichols n	34

Nickname: Golden Bears
 Colors: Royal Blue & Gold
 Stadium: Golden Bear Stadium
 Capacity: 1,500; Year Built: 2002
 AD: Michael Theulen
 SID: Ken Cerino

WESTERN N.M.

Silver City, NM 88061II

Coach: Charley Wade, Southwest Mo. St. 1963

2003 RESULTS (3-7)

10	Colorado Mines.....	51
3	New Mexico St.....	48
29	Sul Ross St.....	5
3	Central Wash.....	41
24	Northwestern Okla. n.....	21
42	N.M. Highlands n.....	18
14	Western St. n.....	26
17	Western Ore. n.....	37
15	Fort Lewis.....	22
28	Southern Ore. n.....	40

Nickname: Mustangs
 Colors: Purple & Gold
 Stadium: Ben Altamirano Field
 Capacity: 3,000; Year Built: 2001
 AD: Scott Woodard
 SID: Kent Beaty

WESTERN ORE.

Monmouth, OR 97361-1394.....II

Coach: Duke Iverson, Whitman 1962

2003 RESULTS (4-6)

23	Humboldt St.....	22
23	Western Wash. n.....	20
10	South Dakota St. n.....	37
21	Mesa St. n.....	29
10	Southern Utah.....	17
7	UC Davis.....	27
37	Western N.M.....	17
44	Central Wash. n.....	55
24	Humboldt St. n.....	20
13	Western Wash.....	17

Nickname: Wolves
 Colors: Crimson Red & White
 Stadium: McArthur Field
 Capacity: 3,000
 AD: Jan Carey
 SID: Russ Blunck

WESTERN ST.

Gunnison, CO 81231II

Coach: Jeff Zenisek, Central Wash. 1983

2003 RESULTS (5-6)

13	Weber St.....	38
3	Northern Colo. n.....	44
49	Neb.-Kearney n.....	41
41	Fort Lewis n.....	17
27	Mesa St.....	49
26	Western N.M.....	14
30	N.M. Highlands.....	27
22	Chadron St. n.....	23
25	Adams St. n.....	26
20	Fort Hays St.....	19
21	Colorado Mines.....	38

Nickname: Mountaineers
 Colors: Crimson & Slate
 Stadium: Mountaineer Bowl
 Capacity: 4,000; Year Built: 1950
 AD: Greg Waggoner
 SID: Bobby Heiken

WESTERN WASH.

Bellingham, WA 98225.....II

Coach: Rob Smith, Washington 1981

2003 RESULTS (4-6)

27	St. Cloud St. n.....	44
20	Western Ore.....	23
28	Neb.-Omaha.....	52
42	St. Mary's (Cal.) n.....	35

20	Central Wash. *.....	29
17	Northern Colo.....	48
19	UC Davis.....	48
17	Central Wash. n.....	16
34	Humboldt St.....	20
17	Western Ore. n.....	13

Nickname: Vikings
 Colors: Blue, Silver & White
 Stadium: Bellingham Civic
 Capacity: 4,200; Year Built: 1961
 AD: Lynda Goodrich
 SID: Paul Madison

WESTFIELD ST.

Westfield, MA 01086-1630.....III

Coach: Steve Marino, Westfield St. 1971

2003 RESULTS (7-3)

26	Western New Eng. n.....	3
28	Nichols.....	33
30	Fitchburg St. n.....	27
21	Worcester St.....	19
21	Mass. Maritime.....	10
27	Bridgewater St. n.....	24
36	Framingham St.....	6
43	Maine Maritime n.....	14
7	Curry n.....	33
0	Curry *.....	36

Nickname: Owls
 Colors: Blue & White
 Stadium: Alumni Field
 Capacity: 4,800; Year Built: 1982
 AD: Kenneth Magarian
 SID: Mickey Curtis

WESTMINSTER (MO.)

Fulton, MO 65251-1299.....III

Coach: John Welty, Benedictine (Ill.) 1977

2003 RESULTS (7-2)

7	Maryville (Tenn.).....	12
27	Greenville n.....	28
62	Trinity Bible (N.D.).....	6
27	Maranatha Baptist n.....	0
26	Blackburn n.....	9
24	Rockford.....	21
61	Principia.....	12
21	Crown n.....	17
28	Martin Luther *.....	21

Nickname: Blue Jays
 Colors: Blue & White
 Stadium: Priest Field
 Capacity: 1,500; Year Built: 1906
 AD: Terry Logue
 SID: NA

WESTMINSTER (PA.)

New Wilmington, PA 16172.....III

Coach: Jerry Schmitt, Westminster (Pa.) 1982

2003 RESULTS (5-5)

20	Walsh.....	43
17	Mansfield n.....	50
3	Allegheny.....	0
17	Wash. & Jeff. n.....	26
33	Bethany (W.V.).....	0
14	Thiel n.....	13
49	Grove City n.....	20
35	Frostburg St. n.....	33
39	Thomas More.....	41
20	Waynesburg.....	34

Nickname: Titans
 Colors: Navy Blue & White
 Stadium: Harold Burry
 Capacity: 4,500; Year Built: 1950
 AD: James E. Daffer
 SID: Joe Onderko

WHEATON (ILL.)

Wheaton, IL 60187-5593III

Coach: Mike Swider, Wheaton (Ill.) 1977

2003 RESULTS (12-1)

35	Alma n.....	24
29	Rose-Hulman.....	10
43	Hope n.....	26
23	Elmhurst.....	19
43	Millikin n.....	29
63	Carthage.....	14
26	Ill. Wesleyan n.....	17
37	North Central.....	23
61	North Park n.....	12
28	Augustana (Ill.).....	27
55	Hope n.....	45
16	Baldwin-Wallace n.....	12
10	Mount Union.....	56

Nickname: Thunder
 Colors: Orange & Blue
 Stadium: McCully Field
 Capacity: 4,000; Year Built: 1956
 AD: Tony Ladd
 SID: Brett Marhanka

WHITTIER

Whittier, CA 90608-0634.....III

Coach: Greg Carlson, Wis.-Oshkosh 1970

2003 RESULTS (1-8)

20	Pomona-Pitzer n.....	38
24	Occidental n.....	35
19	Menlo n.....	50
21	Colorado Col.....	35
7	Claremont-MS n.....	42
28	Chapman.....	45
21	La Verne.....	14
33	Redlands.....	46
13	Cal Lutheran.....	70

Nickname: Poets
 Colors: Purple & Gold
 Stadium: Memorial
 Capacity: 7,000
 AD: Wendell P. Jack
 SID: Rock Carter

WHITWORTH

Spokane, WA 99251-2501III

Coach: John Tully, Azusa Pacific 1975

2003 RESULTS (4-6)

10	Bethel (Minn.).....	25
20	Montana Tech.....	3
30	Menlo n.....	24
24	Western Mont. n.....	37
7	Willamette.....	24
24	Pacific Lutheran.....	28
13	Puget Sound n.....	7
14	Eastern Ore.....	21
14	Linfield n.....	35
35	Lewis & Clark n.....	0

Nickname: Pirates
 Colors: Crimson & Black
 Stadium: Pine Bowl
 Capacity: 2,200
 AD: Scott McQuilkin
 SID: Steve Flegel

WIDENER

Chester, PA 19013-5792III

Coach: David Wood, Widener 1991

2003 RESULTS (5-5)

6	Susquehanna n.....	27
74	Lebanon Valley.....	17
27	King's (Pa.) n.....	24
14	Wilkes.....	16

29 Albright n.....	30
26 Frostburg St.....	19
41 FDU-Florham n.....	7
22 Moravian.....	12
22 Lycoming.....	45
55 Delaware Valley n.....	56

Nickname: Pioneers
 Colors: Widener Blue & Gold
 Stadium: Leslie Quick Jr.
 Capacity: 4,000; Year Built: 1994
 AD: David Duda
 SID: NA

WILKES

Wilkes-Barre, PA 18766.....III

Coach: Frank Sheptock, Bloomsburg 1986

2003 RESULTS (8-3)

55 Albright.....	28
13 Lycoming n.....	29
34 FDU-Florham n.....	0
16 Widener n.....	14
20 Moravian.....	22
59 Susquehanna n.....	20
44 Juniata.....	7
49 Lebanon Valley.....	7
36 Delaware Valley n.....	19
37 King's (Pa.) n.....	0
19 Wash. & Jeff. n.....	41

Nickname: Colonels
 Colors: Blue & Gold
 Stadium: Ralston Field
 Capacity: 4,000; Year Built: 1965
 AD: Addy Malatesta
 SID: John Seitzinger

WILLAMETTE

Salem, OR 97301-3931.....III

Coach: Mark Speckman, Azusa Pacific 1977

2003 RESULTS (7-3)

35 Redlands.....	15
15 Mary Hardin-Baylor n.....	27
29 Eastern Ore. n.....	12
19 Menlo.....	41
54 Chapman n.....	0
24 Whitworth n.....	7
31 Puget Sound.....	21
36 Pacific Lutheran n.....	27
59 Lewis & Clark.....	7
21 Linfield n.....	34

Nickname: Bearcats
 Colors: Cardinal & Old Gold
 Stadium: McCulloch
 Capacity: 2,400; Year Built: 1950
 AD: Mark Majeski
 SID: Cliff Voliva

WILLIAM & MARY

Williamsburg, VA 23187.....IAA

Coach: Jimmie Laycock, William & Mary 1970

2003 RESULTS (5-5)

24 Western Mich.....	56
34 VMI.....	24
14 Northeastern.....	48
27 Delaware.....	41
14 Massachusetts n.....	24
17 James Madison n.....	24
37 Rhode Island.....	24
23 Hofstra n.....	9
38 New Hampshire n.....	28
59 Richmond.....	21

Nickname: Tribe
 Colors: Green, Gold, Silver
 Stadium: Walter Zable
 Capacity: 15,000; Year Built: 1935
 AD: Edward C. Driscoll Jr.
 SID: Pete Clawson

WM. PATERSON

Wayne, NJ 07470-2152.....III

Coach: Larry Arico, Lehigh 1992

2003 RESULTS (1-9)

12 Delaware Valley.....	26
6 Salisbury n.....	37
0 Western Conn. St.....	67
7 Kean.....	14
0 TCNJ n.....	21
13 Montclair St. n.....	23
14 Cortland St. n.....	20
12 Rowan n.....	27
26 Plymouth St.....	7
22 Mount Ida.....	26

Nickname: Pioneers
 Colors: Orange & Black
 Stadium: Wightman Field
 Capacity: 2,000
 AD: Sabrina Grant
 SID: Brian Falzarano

WILLIAMS

Williamstown, MA 01267.....III

Coach: Dick Farley, Boston U. 1968

2003 RESULTS (6-2)

24 Bowdoin.....	13
0 Trinity (Conn.).....	10
7 Bates n.....	10
35 Middlebury.....	25
23 Tufts n.....	10
40 Hamilton n.....	14
26 Wesleyan (Conn.).....	2
14 Amherst n.....	10

Nickname: Ephs
 Colors: Purple & Gold
 Stadium: Weston Field
 Capacity: 10,000; Year Built: 1875
 AD: Harry Sheehy
 SID: Dick Quinn

WILMINGTON (OHIO)

Wilmington, OH 45177.....III

Coach: Mike Wallace, Bowling Green 1968

2003 RESULTS (2-8)

12 Mt. St. Joseph n.....	26
13 John Carroll n.....	31
21 Otterbein.....	30
7 Capital.....	52
7 Muskingum n.....	24
0 Baldwin-Wallace.....	51
37 Marietta n.....	31
21 Ohio Northern.....	34
19 Heidelberg.....	13
0 Mount Union n.....	58

Nickname: Quakers
 Colors: Green & White
 Stadium: Williams
 Capacity: 3,250; Year Built: 1983
 AD: Terry A. Rupert
 SID: Marty Fuller

WINGATE

Wingate, NC 28174.....II

Coach: Joe Reich, Gettysburg 1988

2003 RESULTS (5-6)

22 Davidson.....	10
22 Charleston So. n.....	6
38 Jacksonville.....	42
42 North Greenville n.....	21
16 Tusculum.....	55
38 Lenoir-Rhyne n.....	14
14 Catawba n.....	35

3 Mars Hill.....	21
31 Newberry.....	32
21 Presbyterian n.....	13
31 Carson-Newman n.....	59

Nickname: Bulldogs
 Colors: Navy Blue & Old Gold
 Stadium: Irwin Belk
 Capacity: 3,000; Year Built: 1998
 AD: Steve Poston
 SID: David Sherwood

WINONA ST.

Winona, MN 55987-5838.....II

Coach: Tom Sawyer, Winona St. 1983

2003 RESULTS (11-2)

46 Mo. Western St. n.....	3
49 Truman.....	13
30 South Dakota St. n.....	23
38 Wayne St. (Neb.).....	13
59 Minn.-Crookston n.....	0
20 Concordia-St. Paul.....	23
40 Bemidji St. n.....	21
50 Minn. St. Moorhead.....	19
49 Southwest Minn. St. n.....	14
49 Northern St. *.....	27
24 Minn. Duluth n.....	17
10 Emporia St. n.....	3
29 North Dakota.....	36

Nickname: Warriors
 Colors: Purple & White
 Stadium: Maxwell
 Capacity: 3,500
 AD: Larry Holstad
 SID: Michael R. Herzberg

WINSTON-SALEM

Winston-Salem, NC 27110.....II

Coach: Kermit Blount, Winston-Salem 1980

2003 RESULTS (7-3)

14 Carson-Newman n.....	21
27 Fort Valley St. *.....	21
33 Virginia St. n.....	27
35 West Va. Tech.....	33
17 Virginia Union.....	29
14 Fayetteville St.....	22
42 Livingstone.....	23
47 N.C. Central n.....	0
38 Johnson Smith n.....	0
54 St. Augustine's n.....	19

Nickname: Rams
 Colors: Scarlet & White
 Stadium: Bowman-Gray
 Capacity: 18,000; Year Built: 1940
 AD: Percy Caldwell
 SID: Chris Zona

WISCONSIN

Madison, WI 53711.....IAA

Coach: Barry Alvarez, Nebraska 1969

2003 RESULTS (7-6)

24 West Virginia.....	17
48 Akron n.....	31
5 UNLV n.....	23
38 North Carolina n.....	27
38 Illinois.....	20
30 Penn St.....	23
17 Ohio St. n.....	10
23 Purdue n.....	26
7 Northwestern.....	16
34 Minnesota.....	37
56 Michigan St. n.....	21
21 Iowa n.....	27
14 Auburn *.....	28

Nickname: Badgers
 Colors: Cardinal & White

Stadium: Camp Randall
 Capacity: 76,634; Year Built: 1917
 AD: Pat Richter
 SID: Justin Doherty

WIS. LUTHERAN

Milwaukee, WI 53226.....III

Coach: Dennis Miller, St. Cloud St. 1977

2003 RESULTS (5-5)

13 Valparaiso.....	33
23 Rockford n.....	3
16 Concordia (Wis.).....	21
17 Adrian n.....	31
7 Albion.....	17
45 Tri-State n.....	8
49 Alma n.....	28
17 Hope.....	28
24 Kalamazoo.....	13
45 Olivet n.....	33

Nickname: Warriors
 Colors: Forest Green & White
 Stadium: Warrior Field
 Capacity: 1,500; Year Built: 2004
 AD: Edward Noon
 SID: Cheryl Pasbrig

WIS.-EAU CLAIRE

Eau Claire, WI 54702-4004.....III

Coach: Todd Hoffner, Valley City St. 1989

2003 RESULTS (5-5)

52 Augsburg n.....	20
10 St. John's (Minn.).....	24
42 Wis.-River Falls.....	28
42 Bethel (Minn.) n.....	45
24 Wis.-La Crosse n.....	21
28 Wis.-Stevens Point.....	31
7 Wis.-Whitewater.....	45
42 Wis.-Platteville n.....	35
36 Wis.-Stout n.....	43
45 Wis.-Oshkosh.....	36

Nickname: Bugolds
 Colors: Navy Blue & Old Gold
 Stadium: Carson Park
 Capacity: 6,500; Year Built: 1937
 AD: Scott Kilgallon
 SID: Tim Petermann

WIS.-LA CROSSE

La Crosse, WI 54601.....III

Coach: Larry Terry, Wis.-La Crosse 1977

2003 RESULTS (10-2)

42 Howard Payne n.....	0
22 Ill. Wesleyan.....	12
28 South Dakota n.....	24
24 Wis.-Stevens Point n.....	21
21 Wis.-Eau Claire.....	24
56 Wis.-Oshkosh n.....	14
20 Wis.-Platteville.....	13
47 Wis.-Stout n.....	33
34 Wis.-River Falls.....	22
36 Wis.-Whitewater n.....	23
52 Concordia (Wis.) n.....	13
14 Mount Union.....	39

Nickname: Eagles
 Colors: Maroon & Gray
 Stadium: Veterans Memorial
 Capacity: 4,349; Year Built: 1924
 AD: Joe Baker
 SID: David Johnson

WIS.-OSHKOSH

Oshkosh, WI 54901-8683.....III

Coach: Phil Meyer, Illinois St. 1979

2003 RESULTS (4-6)

38 Upper Iowa n.....	3
21 Concordia (Wis.) n.....	3
26 Lakeland n.....	23
15 Wis.-Stout n.....	7
17 Wis.-Platteville.....	20
14 Wis.-La Crosse.....	56
9 Wis.-Stevens Point n.....	13
21 Wis.-River Falls n.....	31
6 Wis.-Whitewater.....	34
36 Wis.-Eau Claire n.....	45

Nickname: Titans
 Colors: Black, Gold & White
 Stadium: Titan
 Capacity: 9,800; Year Built: 1970
 AD: Allen F. Ackerman
 SID: Kennan Timm

WIS.-PLATTEVILLE

Platteville, WI 53818-3099.....III

Coach: Mike Emendorfer, William Penn 1986

2003 RESULTS (3-7)

27 Olivet Nazarene n.....	24
21 Drake n.....	20
26 Augustana (Ill.).....	27
14 Wis.-Whitewater.....	20
20 Wis.-Oshkosh n.....	17
21 Wis.-River Falls.....	44
13 Wis.-La Crosse n.....	20
35 Wis.-Eau Claire.....	42
21 Wis.-Stevens Point n.....	55
14 Wis.-Stout.....	42

Nickname: Pioneers
 Colors: Blue & Orange
 Stadium: Ralph E. Davis Pioneer
 Capacity: 10,000; Year Built: 1972
 AD: Mark Molesworth
 SID: Paul Erickson

WIS.-RIVER FALLS

River Falls, WI 54022.....III

Coach: John O'Grady, Wis.-River Falls 1979

2003 RESULTS (2-7)

22 Chadron St. n.....	43
20 Concordia-St. Paul n.....	42
28 Wis.-Eau Claire n.....	42
28 Wis.-Whitewater.....	32
44 Wis.-Platteville n.....	21
13 Wis.-Stout.....	21
31 Wis.-Oshkosh.....	21
22 Wis.-La Crosse n.....	34
15 Wis.-Stevens Point.....	49

Nickname: Falcons
 Colors: Red & White
 Stadium: Ramer Field
 Capacity: 4,800; Year Built: 1966
 AD: Richard H. Bowen
 SID: Jim Thies

WIS.-STEVENS POINT

Stevens Point, WI 54481.....III

Coach: John Miech, Wis.-Stevens Point 1975

2003 RESULTS (8-2)

19 Augustana (Ill.).....	15
--------------------------	----

56 Butler n.....	7
21 Wis.-La Crosse.....	24
27 Wis.-Stout n.....	37
31 Wis.-Eau Claire n.....	28
13 Wis.-Oshkosh.....	9
60 Wis.-Whitewater n.....	30
55 Wis.-Platteville.....	21
49 Wis.-River Falls n.....	15
63 Tri-State.....	0

Nickname: Pointers
 Colors: Purple & Gold
 Stadium: Goerke Field
 Capacity: 4,000; Year Built: 1932
 AD: Frank O'Brien
 SID: Jim Strick

WIS.-STOUT

Menomonie, WI 54751-0790.....III

Coach: Ed Meierkort, Dakota Wesleyan 1981

2003 RESULTS (6-4)

31 Hardin-Simmons n.....	21
20 Augustana (S.D.).....	37
51 St. Thomas (Minn.) n.....	3
7 Wis.-Oshkosh.....	15
37 Wis.-Stevens Point.....	27
23 Wis.-Whitewater n.....	28
21 Wis.-River Falls n.....	13
33 Wis.-La Crosse.....	47
43 Wis.-Eau Claire.....	36
42 Wis.-Platteville n.....	14

Nickname: Blue Devils
 Colors: Navy & White
 Stadium: Don & Nona Williams Stadium
 Capacity: 4,500; Year Built: 2001
 AD: Steve Terry
 SID: Layne Pitt

WIS.-WHITEWATER

Whitewater, WI 53190.....III

Coach: Bob Berezowitz, Wis.-Whitewater 1967

2003 RESULTS (7-3)

17 Mount Union.....	40
35 St. Xavier n.....	24
38 Tri-State.....	0
20 Wis.-Platteville n.....	14
32 Wis.-River Falls n.....	28
28 Wis.-Stout.....	23
45 Wis.-Eau Claire n.....	7
30 Wis.-Stevens Point.....	60
34 Wis.-Oshkosh n.....	6
23 Wis.-La Crosse.....	36

Nickname: Warhawks
 Colors: Purple & White
 Stadium: Warhawk
 Capacity: 11,000; Year Built: 1970
 AD: Shawn Eichorst
 SID: Tom Fick

WITTENBERG

Springfield, OH 45504.....III

Coach: Joe Fincham, Ohio 1988

2003 RESULTS (8-2)

34 Albion.....	7
38 Urbana n.....	12
56 Thomas More n.....	28
60 Denison n.....	7
14 Wabash.....	41
66 Hiram n.....	0
63 Ohio Wesleyan n.....	0
21 Allegheny.....	27

45 Huntingdon.....21
 35 Wooster n.....31

Nickname: Tigers
 Colors: Red & White
 Stadium: Edwards-Maurer
 Capacity: 3,000; Year Built: 1994
 AD: Garnett Purnell
 SID: Ryan Maurer

WOFFORD

Spartanburg, SC 29303-3663IAA

Coach: Mike Ayers, Georgetown (Ky.) 1974

2003 RESULTS (12-2)

0 Air Force.....49
 35 South Carolina St. n.....13
 20 Ga. Southern n.....14
 28 Catawba n.....3
 42 Chattanooga.....14
 45 Elon n.....7
 38 Western Caro.....6
 24 Appalachian St. n.....14
 42 Citadel.....16
 28 East Tenn. St. n.....14
 7 Furman.....6
 31 N.C. A&T n.....10
 34 Western Ky. n.....17
 9 Delaware.....24

Nickname: Terriers
 Colors: Old Gold & Black
 Stadium: Gibbs
 Capacity: 13,000; Year Built: 1996
 AD: Richard Johnson
 SID: Mark Cohen

WOOSTER

Wooster, OH 44691III

Coach: Mike Schmitz, Bowling Green 1974

2003 RESULTS (7-3)

45 Hope n.....36
 69 Bethany (W.V.).....7
 62 Case Reserve.....33
 37 Ohio Wesleyan n.....7
 7 Oberlin.....14
 20 Allegheny n.....26
 52 Earlham.....24
 23 Wabash n.....7
 59 Denison n.....3
 31 Wittenberg.....35

Nickname: Fighting Scots
 Colors: Black & Old Gold
 Stadium: John P. Papp
 Capacity: 4,500; Year Built: 1915
 AD: Keith D. Beckett
 SID: Hugh Howard

WPI

Worcester, MA 01609.....III

Coach: Ed Zaloom, Cortland St. 1975

2003 RESULTS (4-6)

55 Endicott.....14
 44 Worcester St. n.....19
 16 Union (N.Y.).....19
 26 Rensselaer n.....34
 17 Merchant Marine.....27
 10 Springfield.....56
 49 Western Conn. St. n.....38
 21 Coast Guard.....24
 37 Plymouth St. n.....8
 28 Norwich n.....35

Nickname: Engineers
 Colors: Crimson & Gray
 Stadium: Alumni Field
 Capacity: 2,800; Year Built: 1916
 AD: Dana L. Harmon
 SID: Steve Raczynski

WORCESTER ST.

Worcester, MA 01602-2597.....III

Coach: Brien Cullen, Worcester St. 1977

2003 RESULTS (8-3)

24 Nichols n.....14
 19 WPI.....44
 45 Salve Regina n.....20
 41 MIT.....16
 19 Westfield St. n.....21
 49 Framingham St.....0
 42 Mass. Maritime n.....0
 46 Maine Maritime.....21
 38 Bridgewater St. n.....24
 14 Fitchburg St.....10
 7 Mass.-Dartmouth.....21

Nickname: Lancers
 Colors: Royal Blue & Gold
 Stadium: John Coughlin Memorial
 Capacity: 2,500; Year Built: 1976
 AD: Susan E. Chapman
 SID: John Meany

WYOMING

Laramie, WY 82071IA

Coach: Joe Glenn, South Dakota 1971

2003 RESULTS (4-8)

21 Montana St. n.....10
 24 Oklahoma St.....48
 35 Kansas n.....42
 29 Air Force.....35
 17 Boise St.....33
 48 Utah St.....21

13 Brigham Young n.....10
 20 San Diego St.....25
 35 Colorado St. n.....28
 17 Utah.....47
 3 New Mexico n.....26
 24 UNLV n.....35

Nickname: Cowboys
 Colors: Brown & Gold
 Stadium: War Memorial
 Capacity: 32,580; Year Built: 1950
 AD: Gary Barta
 SID: Tim Harkins

YALE

New Haven, CT 06520-8216.....IAA

Coach: Jack Siedlecki, Union (N.Y.) 1974

2003 RESULTS (6-4)

62 Towson n.....28
 21 Cornell n.....7
 41 Holy Cross.....16
 40 Dartmouth n.....17
 40 Colgate.....52
 31 Pennsylvania.....34
 29 Columbia.....14
 44 Brown n.....55
 27 Princeton.....24
 19 Harvard n.....37

Nickname: Elis, Bulldogs
 Colors: Yale Blue & White
 Stadium: Yale Bowl
 Capacity: 64,269; Year Built: 1914
 AD: Thomas A. Beckett
 SID: Steve Conn

YOUNGSTOWN ST.

Youngstown, OH 44555-0001IAA

Coach: Jeff Heacock, Muskingum 1976

2003 RESULTS (5-7)

35 Edinboro n.....11
 45 Slippery Rock n.....12
 13 Kent St.....16
 6 Fla. Atlantic n.....13
 34 Liberty.....3
 34 Southwest Mo. St. n.....7
 20 Western Ill. n.....54
 30 Indiana St.....24
 25 Illinois St. n.....35
 9 Northern Iowa.....47
 17 Southern Ill.....24
 13 Western Ky. n.....37

Nickname: Penguins
 Colors: Red & White
 Stadium: Arnold D. Stambaugh
 Capacity: 20,630; Year Built: 1982
 AD: Ron Strollo
 SID: Trevor Parks

provide

We are committed to
providing a

quality
education to
student-athletes

