



**BUZZ ANGLE** MUSIC

# 2018 YEAR-END REPORT

 **U.S. MUSIC INDUSTRY CONSUMPTION**

# Contents

---

01

Introduction

P. 4

06

Industry  
Consumption by  
Release Period

P. 25

02

Summary

P. 7

07

Industry  
Consumption by  
Title Distribution

P. 30

03

Highlights

P. 10

08

Awards

P. 35

04

Industry  
Consumption  
Details

P. 16

09

Album Charts

P. 43

05

Industry  
Consumption  
by Genre

P. 20

10

Song Charts

P. 49

11

Artist Charts

P. 53

13

Airplay Charts

P. 74

12

Genre Charts

P. 57

14

Closing

P. 84

# 01 Introduction

# Welcome to the BuzzAngle Music 2018 Year-End Report

---

Welcome to BuzzAngle Music's 2018 report on U.S. music consumption.

For the second year in a row, overall consumption growth was up double-digits. 2018 total consumption showed a 16.2% increase over 2017, which we showed last year to be up 12.8% over 2016.

On-demand audio stream consumption continued to fuel the overall growth, increasing 41.8% to 534.6B streams, up from 376.9B streams last year. Total on-demand streams, including both audio and video, topped 809B for the year. In the fourth quarter of 2018, a dominant 85% of all audio streams were subscription-based.

The # of unique titles audio-streamed in 2018 totaled 3M more than in 2017, a 9.2% increase. Consumers are exercising their choice to explore new music, which is a terrific sign for the industry.

Album sales and song sales continued to decline, 18.2% and 28.8% respectively, and physical sales declined 15.3%. Vinyl sales continued to grow with an increase of 11.9% over 2016.

The BuzzAngle 2018 U.S. music report is filled with many more stats on consumption. We hope you enjoy it and we welcome any feedback.

Best wishes for a healthy, happy and prosperous 2019!



Jim Lidestri  
CEO

# Calculation Notes

---

- The 2018 measurement period is 12/29/2017 through 12/27/2018
- The 2017 measurement period is 12/30/2016 through 12/28/2017

## Album Consumption is calculated as follows:

- Total Album Project Units (Audio Streams) = Album Sales + (Song Sales/10) + (On-Demand Audio Streams/1500)
- Total Album Project Units (Total Streams) = Album Sales + (Song Sales/10) + (On-Demand Audio Streams/1500) + (On-Demand Video Streams/1500)

## Song Consumption is calculated as follows:

- Total Song Project Units (Audio Streams) = Song Sales + (On-Demand Audio Streams/150)
- Total Song Project Units (Total Streams) = Song Sales + (On-Demand Audio Streams/150) + (On-Demand Video Streams/150)

## Album Sales Weighting:

- BuzzAngle Music does not provide any weighting factors on the physical album sales market. All units are exactly as reported from the retailers.

## Retailer/DSP Reporting Notices:

- Tidal stopped reporting their streams at the end of July, 2017.

## Release Period Category Definitions:

- New: Releases up to 8 weeks old
- Recent: Releases greater than 8 weeks old and up to 78 weeks old
- Catalog: Releases greater than 78 weeks old and up to 156 weeks old
- Deep Catalog: Releases greater than 156 weeks old

# 02 Summary

# Consumption

	2018	2017	% Growth	
<b>Total Album Consumption</b>	701.0M	603.2M	<b>16.2%</b>	▲
<b>Total Song Consumption</b>	5.8B	4.6B	<b>27.4%</b>	▲
<b>Total On-Demand Streams</b>	809.5B	598.0B	<b>35.4%</b>	▲
Audio Streams	534.6B	376.9B	<b>41.8%</b>	▲
Video Streams	274.9B	221.1B	<b>24.3%</b>	▲
<b>Song Sales</b>	401.1M	563.7M	<b>-28.8%</b>	▼
<b>Album Sales</b>	121.2M	148.1M	<b>-18.2%</b>	▼
Digital Album Sales	50.8M	64.9M	<b>-21.8%</b>	▼
Physical Album Sales	70.4M	83.2M	<b>-15.3%</b>	▼
CD Sales	60.7M	74.5M	<b>-18.5%</b>	▼
Vinyl Sales	9.7M	8.6M	<b>11.9%</b>	▲
Cassette Sales	118.2K	99.4K	<b>18.9%</b>	▲

Total Album Consumption (Album Project Units) = Album Sales + (Song Sales/10) + (On-Demand Streams/1500)

Total Song Consumption (Song Project Units) = Song Sales + (On-Demand Streams/150)

BuzzAngle Music does not providing any weighting factors on the physical album sales market. All units are exactly as reported from the retailers.



# Consumption Breakdown

	2018	2017	Change	
<b>% of Total Album Consumption</b>				
Album Sales	17.3%	24.6%	-7.3	▼
Song Sales	5.7%	9.3%	-3.6	▼
On-Demand Streams	77.0%	66.1%	10.9	▲
<b>% of Total On-Demand Streams</b>				
Audio Streams	66.0%	66.0%	0.0	–
Video Streams	34.0%	34.0%	0.0	–
<b>% of Total Album Sales</b>				
Digital Album Sales	41.9%	43.8%	-1.9	▼
Physical Album Sales	58.1%	56.2%	1.9	▲
<b>% of Total Physical Album Sales</b>				
CD Sales	86.1%	89.5%	-3.4	▼
Vinyl Sales	13.7%	10.4%	3.3	▲
Cassette Sales	0.2%	0.1%	0.1	▲

# 03 Highlights

# 2018 U.S. Highlights

---

## Consumption Highlights

- Audio on-demand streams set a new record high of **534.6 billion**, up **42%** over 2017. The previous record was set in 2017 with 376.9 billion streams.
- Total on-demand streams set a new high in 2018 with **809.5 billion** streams, up **35%** over the previous record in 2017 (598 billion).
- During the 4th quarter of 2018, subscription streams accounted for **85%** of all on-demand audio streams (**157.4 billion**).
- Subscription streams grew **50%** during the 4th quarter of 2018 and accounted for **85%** of total audio streams for the quarter. In 2017, subscription streams were up 57% over 2016.
- Song consumption in 2018 reached a new high of **5.8 billion**, up **27%** over 2017.
- Vinyl album sales were up **12%** in 2018 after seeing a 20% growth in 2017 over 2016. Vinyl album sales accounted for **13.7%** of all physical album sales, up from 10% in 2017 and 8% in 2016.
- There were only nine songs that were streamed more than **500 million** times in 2018, compared to 16 in 2017, six in 2016 and two in 2015.
- There were 417 songs that streamed more than **100 million** times in 2018, compared to 383 songs in 2017, 226 songs in 2016 and 111 songs in 2015.
- The top 1,000 streamed songs in 2018 accounted for **121.8 billion** streams, 122.2 billion in 2017, 91.8 billion in 2016.
- In 2017 there were two songs that had more than **two million** song downloads, in 2016 there were five, and 16 in 2015. In 2018 there was not a single song that broke **one million** sales. In 2017, there were only 14 songs that sold more than one million song downloads compared to 36 in 2016 and 60 songs in 2015.
- The top 1,000 song sales accounted for **92.3 million** sales (23% of all song sales); which is down drastically from 170.9 million sales in 2017 (a drop of 53%).
- For the second straight year, **Drake took the three largest awards**, Artist of the Year, Album of the Year, Scorpion, and Song of the Year, God's Plan.

## Industry Trends: Genre

- The Hip-Hop/Rap genre had the largest genre-share of total album consumption, **21.7%** up from 17.5% in 2017. Pop and Rock followed with 20.1% and 14% respectively.
- For the third year in a row, Hip-Hop/Rap was the top genre in terms of total song consumption, **24.7%** up from 20.9% in 2017, with Pop second at 19% share followed by Rock at 12%.
- For the past three years, Urban songs (Hip-Hop/Rap and R&B) were the most streamed songs among all genres. In 2018 they accounted for **36%** of all on-demand streams, up from 32% in 2017. **19.3%** were from Pop titles, up from 15.6% in 2017.
- Streaming of titles in the Rock genre (including Rock, Alternative, Metal, Indie Rock, Punk) went from 19% in 2017 down to **11%** in 2018. 11% were Latin songs.
- Album titles from the Rock & Pop genres each accounted for **26%** of all album sales in 2018. In 2017, they accounted for 29% and 19.7% respectively. In addition, 13% of all album sales were Country albums and 12% were Urban albums (Hip-Hop/Rap and R&B).
- Just three years ago more than 65% of all vinyl album sales fell into the Rock genre. In 2018, **42%** of vinyl albums sold were from the Rock genre, down from 54% in 2017. 26% were Pop titles up from 14% in 2017 and 14.4% were Urban titles.
- **26%** of song sales in 2018 were titles from the Pop genre, **25%** were Urban songs, and Rock and Country songs each accounted for **15%** of song sales.
- **92%** of Hip-Hop/Rap's total consumption is from on-demand streams while only **3.7%** is from album sales.
- Latin is the genre most dominated by streaming. **95%** of total Latin consumption comes from on-demand streaming activity.

## Industry Trends: Release Period

- Deep Catalog titles, those released more than three years ago, accounted for **55%** of all album sales in 2018, up from 51% in 2017.
- For vinyl sales, deep catalog titles continues to to be the majority of sales, climbing to **66%** and for video streams it is 57%.
- Nearly **two out of every three** songs streamed in 2018 were titles released more than 18 months ago and **50%** of all total on-demand streams were released more than three years ago.
- New titles, less than eight weeks old, represented **11%** of all streams, **19%** of album sales, down slightly from 21% in 2017 and **23%** of digital album sales.

## Title Distribution

- In 2018, the top 500 titles were responsible for greater than **30%** of all album sales, **11%** of all audio streams and **18%** of all video streams.
- The top 50 albums in 2018 accounted for **11%** of all album sales, while **less than 1%** (0.7%) of all audio streams and **5%** of all video streams came from the top 50 titles.
- There were more than **1.2 million** album titles that were purchased at least once in 2018, down from 1.4 million in 2017.
- In 2018, there were **496,200** song titles that were streamed through a video streaming service, down slightly from 504,215 in 2017.

## 2018 Holiday Season Highlights (Nov 16 – Dec 30)

- There were more than **111 billion** total on-demand streams during the 2018 holiday season.
- On-demand audio streams during the 2018 holiday season were up **74%** compared to 2017 with 75.3 billion streams.
- On-demand video streams during the 2018 holiday season were up **20%** compared to 2017 with 35.9 billion streams.
- Drake just beat out XXXTentacion as the most streamed artist during the holiday season with **943.8 million** streams versus XXXTentacion's 941.4 million streams.
- thank u, next by Ariana Grande was the most streamed song during the holiday season with **315.7 million** streams: **167 million** audio streams and **148 million** video streams. That's 100 million more streams than last years' most streamed song during the holiday season, rockstar by Post Malone. thank u, next was also the most streamed video with more than **148 million** streams during the holiday season.
- For the third straight year, the most streamed Christmas song during the holiday season was All I Want for Christmas is You by Mariah Carey with more than **187 million** streams, up from 112 million last holiday season. This was also the third-most streamed song during the holiday season.
- All I Want for Christmas Is You by Mariah Carey was the most streamed song during the last week of the year (week of Christmas) with **51 million** streams.

## 2018 Holiday Season Highlights (Nov 16 – Dec 30)

- For the last week of the year, 12/21 - 12/30, eight of the top 15 most streamed songs were Christmas songs.

#1	All I Want for Christmas is You by Mariah Carey	51.1 million
#5	Rockin Around the Christmas Tree by Brenda Lee	32.9 million
#6	Rudolph The Red Nose Reindeer by Gene Autry	31.8 million
#7	Jingle Bell Rock by Various Artists	30.2 million
#10	Let It Snow, Let It Snow, Let It Snow by Dean Martin	28.0 million
#12	The Christmas Song by Nat King Cole	25.5 million
#14	A Holly Jolly Christmas by Burl Ives	24.7 million
#15	Last Christmas by Wham!	24.0 million

## Remembering Those Who Have Passed

**Mikio Fujioka**  
of BABYMETAL  
passed away January 5

**Eddie Clarke**  
of Motörhead  
passed away January 10

**Dolores O'Riordan**  
of The Cranberries  
passed away January 15

**Fredo Santana**  
passed away January 15

**Jim Rodford**  
of The Kinks  
passed away January 20

**Hugh Masekela**  
passed away January 23

**Mark E. Smith**  
of The Fall  
passed away January 24

**Leah LaBelle**  
passed away January 31

**Dennis Edwards**  
of The Temptations  
passed away February 2

**Lovebug Starski**  
passed away February 8

**Johann Johannsson**  
passed away February 9

**Vic Damone**  
passed away February 11

**Barbara Ann Alston**  
of The Crystals  
passed away February 16

**Patrick Doyle**  
of Veronica Falls  
passed away March 4

**Craig Mack**  
passed away March 12

**Caleb Scofield**  
of Cave In  
passed away March 28

**Yvonne Staples**  
of Staple Singers  
passed away April 10

**Randy Scruggs**  
passed away April 17

**Avicii**  
passed away April 2

**Scott Hutchison**  
of Frightened Rabbit  
passed away May 10

**Wayne Secrest**  
of Confederate Railroad  
passed away June 2

**XXXTentacion**  
passed away June 18

**Jimmy Wopo**  
passed away June 18

**Vinnie Paul Abbott**  
of Pantera & Hellyeah  
passed away June 22

**Jill Janus**  
of Huntress  
passed away August 14

**Aretha Franklin**  
passed away August 16

**Ed King**  
Lynyrd Skynyrd  
passed away August 22

**Mike Kennedy**  
of George Strait's band  
passed away August 31

**Conway Savage**  
of Nick Cave and  
the Bad Seeds  
passed away September 2

**Mac Miller**  
passed away September 7

**Marty Balin**  
Jefferson Airplane and  
Jefferson Starship  
passed away September 27

**Charles Aznavour**  
passed away September 30

**Tony Joe White**  
passed away October 24

**Young Greatness**  
passed away October 29

**Roy Clark**  
passed away November 15

**Pete Shelley**  
of Buzzcocks  
passed away September 27

**Nancy Wilson**  
passed away December 13

# 04

# Industry Consumption Details



# Album Consumption



16.2 %  
Growth

	2018	2017	% Growth
Album Consumption	700,964,848	603,157,614	16.2%

Total Album Consumption (Album Project Units) = Album Sales + (Song Sales/10) + (On-Demand Streams/1500)

# Song Consumption



27.4 %  
Growth

	2018	2017	% Growth
Song Consumption	5,797,782,045	4,550,279,823	27.4%

Total Song Consumption (Song Project Units) = Song Sales + (On-Demand Streams/150)

# Album Sales



**-18.2 %**  
Growth

	2018	2017	% Growth
<b>Album Sales</b>	121,186,643	148,129,632	<b>-18.2%</b> ▼
Digital Album Sales	50,754,978	64,941,711	<b>-21.8%</b> ▼
Physical Album Sales	70,431,665	83,187,921	<b>-15.3%</b> ▼
CD Sales	60,650,149	74,450,769	<b>-18.5%</b> ▼
Vinyl Sales	9,663,299	8,637,759	<b>11.9%</b> ▲
Cassette Sales	118,218	99,393	<b>18.9%</b> ▲

BuzzAngle Music does not providing any weighting factors on the physical album sales market. All units are exactly as reported from the retailers.

# Song Sales and On-Demand Streams



**35.4 %**  
Growth

**ON-DEMAND STREAMS**



**-28.8 %**  
Growth

**SONG SALES**

	2018	2017	% Growth
<b>Song Sales</b>	401,088,652	563,688,585	<b>-28.8%</b> ▼
<b>Total On-Demand Streams</b>	809,504,008,963	597,988,685,743	<b>35.4%</b> ▲
On-Demand Audio Streams	534,619,452,842	376,915,735,424	<b>41.8%</b> ▲
On-Demand Video Streams	274,884,556,121	221,072,950,319	<b>24.3%</b> ▲

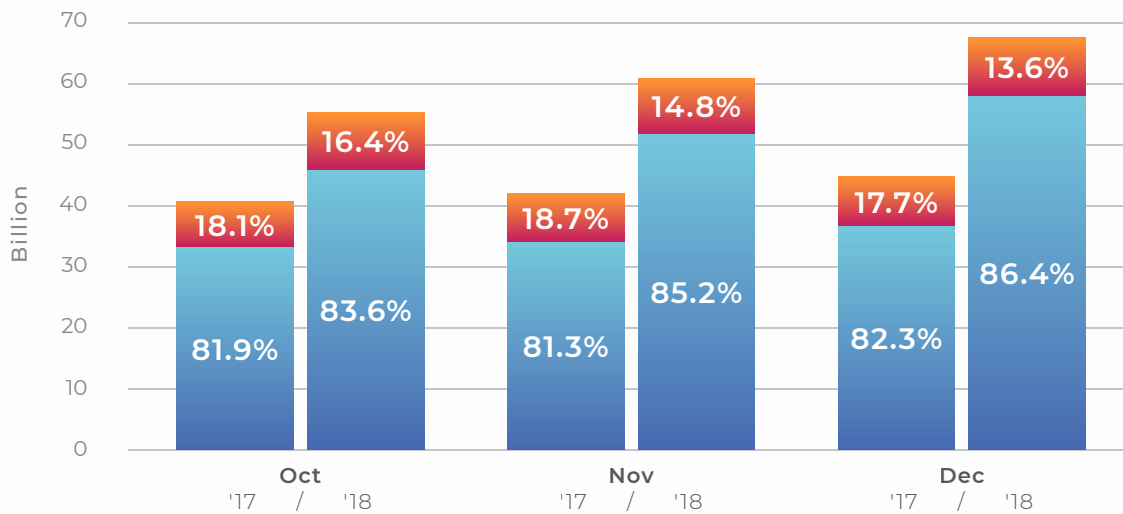
BuzzAngle Music does not providing any weighting factors on the physical album sales market. All units are exactly as reported from the retailers.

# Ad-Supported vs. Subscription Streams

Q4 2018 vs. Q4 2017

**50.5%**  
Growth  
(Q4 2018 vs Q4 2017)  
**SUBSCRIPTION STREAMS**

**18.2%**  
Growth  
(Q4 2018 vs Q4 2017)  
**AD-SUPPORTED STREAMS**



	2018 Oct	2018 Nov	2018 Dec	Total 2018 Q4	% Growth vs 2017 Q4
<b>Total On-Demand Audio Streams</b>	<b>56,617,117,702</b>	<b>61,279,990,585</b>	<b>66,971,325,249</b>	<b>184,868,433,536</b>	<b>44.70%</b>
Ad- Supported	9,285,742,435	9,076,070,593	9,094,145,574	27,455,958,602	<b>18.20%</b>
Subscription	47,331,375,267	52,203,919,992	57,877,179,676	157,412,474,935	<b>50.50%</b>

	2017 Oct	2017 Nov	2017 Dec	Total 2017 Q4
<b>Total On-Demand Audio Streams</b>	<b>40,114,915,757</b>	<b>42,220,305,221</b>	<b>45,454,116,192</b>	<b>127,789,337,170</b>
Ad- Supported	7,274,266,369	7,895,299,413	8,053,279,129	23,222,844,911
Subscription	32,840,649,388	34,325,005,808	37,400,837,063	104,566,492,259

# 05

## Industry Consumption by Genre

# Album Consumption

## By Genre Share & Rank Change

Rank	Genre	% of Total
1	Hip-Hop/Rap	21.7%
2	Pop	20.1%
3	Rock	14.0%
4	R&B	10.6%
5	Latin	9.4%
6	Country	8.7%
7	EDM	3.9%
8	Religious	3.2%
9	Stage & Screen	2.7%
10	World	1.5%
11	Jazz	1.1%
12	Reggae	1.0%
13	Classical	1.0%
14	Children's	0.6%
15	New Age	0.5%

Note: This table represents total album consumption broken down by genre share; for example, 14.0% of total album consumption is from the Rock genre.

Genre classification provided by TiVo.

Total Album Consumption (Album Project Units) = Album Sales + (Song Sales/10) + (On-Demand Streams/1500)

# Song Consumption

## By Genre Share & Rank Change

Rank	Genre	% of Total
1	Hip-Hop/Rap	24.7%
2	Pop	19.0%
3	Rock	11.7%
4	R&B	11.2%
5	Latin	10.8%
6	Country	7.9%
7	EDM	4.3%
8	Religious	2.9%
9	Stage & Screen	2.2%
10	World	1.6%
11	Reggae	1.1%
12	Jazz	0.8%
13	Classical	0.7%
14	Children's	0.6%
15	New Age	0.5%

Note: This table represents total song consumption broken down by genre share; for example, 11.7% of total song consumption is from the Rock genre.

Genre classification provided by TiVo.

Total Song Consumption (Song Project Units) = Song Sales + (On-Demand Streams/150)

# Consumption Breakdown

## By Genre

Genre	Album Sales	Digital Album Sales	Physical Album Sales	CD Sales	Vinyl Sales	Song Sales	Total On-Demand Streams	Audio Streams	Video Streams
Children's	1.1%	0.7%	1.3%	1.5%	0.1%	0.3%	0.6%	0.6%	0.6%
Classical	2.5%	2.1%	2.7%	3.0%	0.6%	0.7%	0.7%	0.8%	0.5%
Country	12.9%	10.6%	14.3%	16.3%	2.9%	14.6%	7.4%	8.7%	4.9%
EDM	1.5%	2.1%	1.2%	1.0%	2.5%	4.0%	4.4%	4.7%	3.8%
Jazz	2.7%	2.4%	2.9%	2.6%	4.3%	1.0%	0.8%	1.0%	0.4%
Latin	1.5%	1.5%	1.4%	1.6%	0.4%	3.8%	11.4%	5.8%	21.8%
New Age	0.7%	0.9%	0.6%	0.7%	0.1%	0.3%	0.5%	0.6%	0.3%
Pop	26.3%	24.9%	<b>27.2%</b>	<b>27.5%</b>	25.6%	<b>25.6%</b>	18.5%	19.4%	16.6%
R&B	7.3%	7.2%	7.3%	7.3%	7.9%	10.3%	11.3%	11.0%	11.9%
Hip-Hop/Rap	5.2%	7.6%	3.7%	3.2%	6.6%	14.7%	<b>25.4%</b>	<b>26.9%</b>	<b>22.8%</b>
Reggae	0.6%	0.8%	0.5%	0.4%	1.1%	0.9%	1.1%	0.9%	1.6%
Religious	4.6%	4.8%	4.5%	5.2%	0.2%	5.0%	2.7%	2.7%	2.7%
Rock	<b>26.5%</b>	<b>25.7%</b>	27.1%	24.5%	<b>41.7%</b>	15.1%	11.4%	13.7%	7.1%
Stage & Screen	5.8%	7.8%	4.6%	4.3%	5.7%	2.3%	2.2%	1.9%	2.7%
World	0.8%	1.0%	0.7%	0.8%	0.4%	1.4%	1.6%	1.3%	2.1%

Note: This table represents each consumption type broken down by genre. For ease of understanding, read down the columns. For example: in the Physical Album Sales column, 27.1% of physical album sales are from the Rock genre. Genre classification for Albums and Songs provided by TiVo

# Genre Breakdown

## By Consumption

Genre	Album Sales	Digital Album Sales	Physical Album Sales	CD Sales	Vinyl Sales	Song Sales	Total On-Demand Streams	Audio Streams	Video Streams
Children's	25.50%	6.40%	19.10%	18.90%	0.20%	2.50%	72.10%	46.60%	25.40%
Classical	38.50%	12.80%	25.70%	24.80%	0.90%	4.00%	57.60%	42.60%	14.90%
Country	23.00%	7.30%	15.70%	15.20%	0.50%	10.10%	67.30%	51.30%	15.60%
EDM	6.10%	3.20%	3.00%	2.00%	0.90%	6.20%	87.90%	61.20%	26.40%
Jazz	37.90%	13.00%	24.90%	19.40%	5.40%	5.70%	56.80%	46.00%	10.50%
Latin	2.40%	1.00%	1.40%	1.40%	0.10%	2.40%	95.20%	31.70%	63.50%
New Age	21.80%	10.20%	11.70%	11.30%	0.40%	3.60%	74.90%	57.60%	17.00%
Pop	20.30%	7.40%	12.80%	11.10%	1.80%	7.70%	72.30%	49.40%	22.70%
R&B	10.60%	4.00%	6.60%	5.50%	1.00%	5.80%	83.70%	53.00%	30.60%
Hip-Hop/Rap	3.70%	2.10%	1.60%	1.20%	0.40%	4.10%	92.30%	63.30%	28.90%
Reggae	9.20%	4.80%	4.40%	2.90%	1.50%	5.10%	85.80%	44.10%	41.60%
Religious	22.60%	9.00%	13.50%	13.40%	0.10%	9.60%	68.00%	44.00%	23.90%
Rock	29.40%	11.00%	18.40%	14.20%	4.10%	6.50%	64.40%	50.20%	13.90%
Stage & Screen	32.90%	17.10%	15.80%	12.70%	2.90%	5.10%	62.10%	34.60%	27.40%
World	8.60%	4.10%	4.50%	4.10%	0.40%	5.80%	85.70%	45.80%	39.80%

Note: This table represents each genre's total consumption broken down by consumption type. For ease of understanding, read across the rows. For example: in the Rock row, 18.4% of Rock's total consumption is from physical album sales. Genre classification for Albums and Songs provided by TiVo



06

# Industry Consumption by Release Period

# Album Consumption

## By Release Period Share & Growth



Release Period	% of Total	Change vs 2017
New	12.2%	-0.3
Recent	25.5%	0.7
Catalog	11.7%	0.3
Deep Catalog	50.6%	-0.7

Note: This table represents total album consumption broken down by release period share; for example, 12.2% of total album consumption is from New releases

Total Album Consumption (Album Project Units) = Album Sales + (Song Sales/10) + (On-Demand Streams/1500)

# Song Consumption

## By Release Period Share & Growth



Release Period	% of Total	Change vs 2017
<span style="color: #00A0C0;">■</span> New	11.0%	1.3
<span style="color: #008080;">■</span> Recent	26.8%	0.3
<span style="color: #FF8C00;">■</span> Catalog	12.4%	-0.2
<span style="color: #FFA500;">■</span> Deep Catalog	49.8%	-1.4

Note: This table represents total song consumption broken down by release period share; for example, 11.0% of total song consumption is from New releases

Total Song Consumption (Song Project Units) = Song Sales + (On-Demand Streams/150)

# Consumption Breakdown

## By Release Period

	Album Sales	Digital Album Sales	Physical Album Sales	CD Sales	Vinyl Sales	Cassette Sales	Song Sales	Total On-Demand Streams	Audio Streams	Video Streams
<b>New</b>	18.8%	23.1%	15.5%	16.7%	8.1%	7.0%	13.0%	10.8%	12.2%	8.1%
<b>Recent</b>	18.4%	18.5%	18.2%	18.5%	16.6%	24.6%	24.6%	27.0%	28.4%	24.3%
<b>Catalog</b>	8.0%	8.1%	7.9%	7.7%	9.2%	15.9%	8.8%	12.6%	13.5%	10.9%
<b>Deep Catalog</b>	54.8%	50.3%	58.3%	57.1%	66.2%	52.5%	53.6%	49.5%	45.9%	56.7%

Note: This table represents each consumption type broken down by release period share; for example, 15.5% of physical album sales are from New releases

# Release Period Breakdown

## By Consumption

Release Period	New	Recent	Catalog	Deep Catalog
<b>Album Sales</b>	24.0%	11.2%	10.7%	16.9%
Digital Album Sales	13.0%	5.0%	4.7%	6.8%
Physical Album Sales	11.1%	6.2%	5.9%	10.0%
CD Sales	10.2%	5.4%	4.9%	8.4%
Vinyl Sales	0.8%	0.8%	1.0%	1.6%
<b>Song Sales</b>	6.3%	5.7%	4.5%	5.5%
<b>Total Streams</b>	69.6%	83.1%	84.8%	76.8%
Audio Streams	52.1%	58.0%	60.3%	47.3%
Video Streams	17.6%	25.0%	24.5%	29.5%

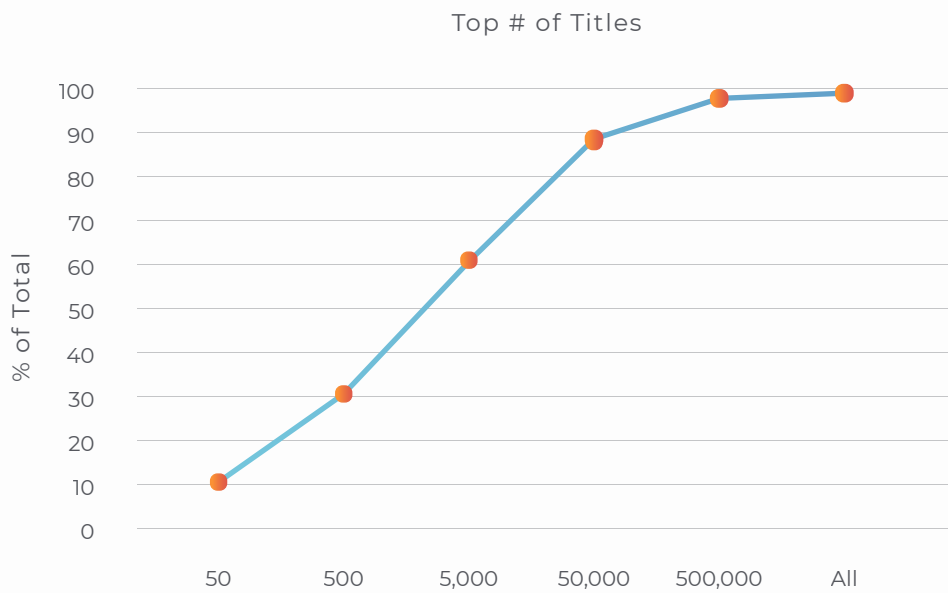
Note: This table represents each release period's total consumption broken down by consumption share; for example, physical album sales represent 11.1% of New release total consumption.

# 07 Industry Consumption by Title Distribution

# Album Sales

## Lorenz Curve

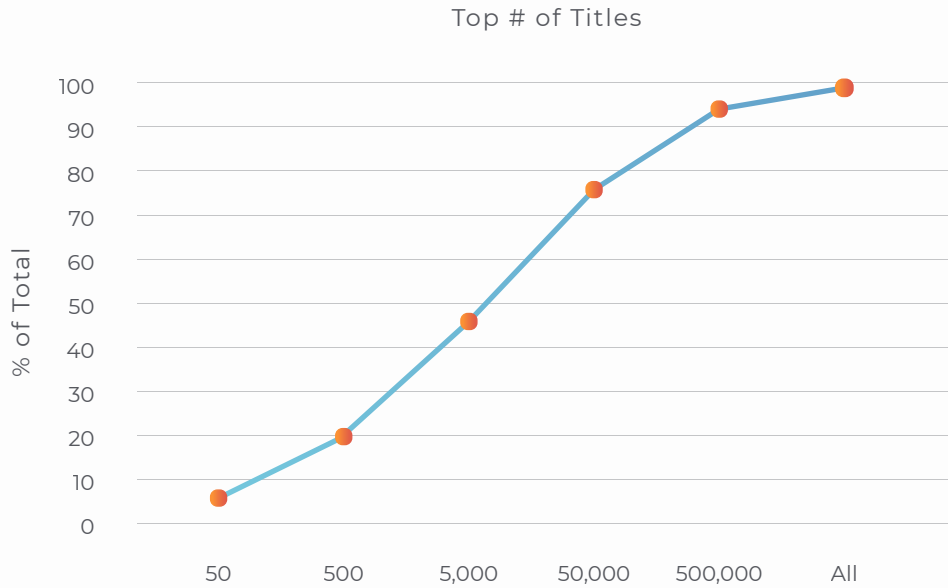
The Lorenz curve is a graph showing the proportion of overall transactions generated by a given # of the titles, e.g. in the graph below the top 500 album titles generated 30.2% of the total album sales. The total number of titles sold or streamed is also shown.



Top # of titles	% of Total	
	2018	2017
50	10.5%	12.6%
500	30.2%	33.8%
5,000	61.3%	66.4%
50,000	87.3%	89.5%
500,000	98.5%	98.8%
All	100.0%	100.0%

Total # of Album Titles Sold	
2018	1,278,803
2017	1,419,767

# Song Sales

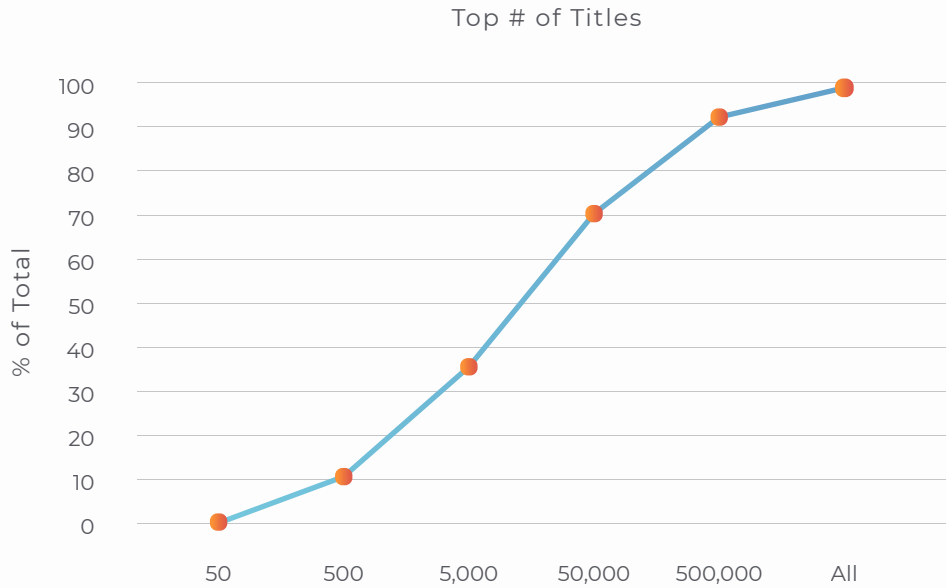


% of Total		
Top # of titles	2018	2017
50	6.3%	8.7%
500	19.9%	24.1%
5,000	45.5%	50.7%
50,000	76.5%	80.3%
500,000	93.2%	94.7%
All	100.0%	100.0%

Total # of Song Titles Sold	
2018	6,661,082
2017	7,052,426



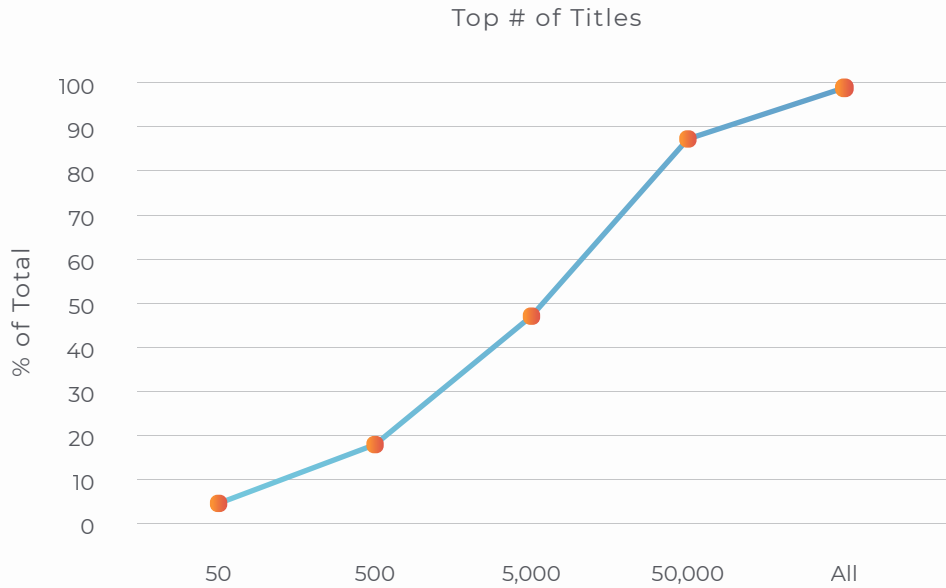
# Song Audio Streams



Top # of titles	% of Total	
	2018	2017
50	0.7%	3.9%
500	10.7%	14.6%
5,000	36.1%	40.3%
50,000	70.5%	73.2%
500,000	92.4%	93.6%
All	100.0%	100.0%

Total # of Audio Streamed Songs	
2018	36,319,028
2017	33,232,798

# Song Video Streams




% of Total		
Top # of titles	2018	2017
50	4.7%	5.4%
500	18.3%	17.8%
5,000	47.6%	46.3%
50,000	87.1%	87.8%
All	100.0%	100.0%

Total # of Video Streamed Songs	
2018	496,200
2017	504,215

# 08 Awards

# THE BUZZANGLE MUSIC 2018 ALBUM OF THE YEAR




CONGRATULATIONS TO

# Scorpion

by Drake

# THE BUZZANGLE MUSIC 2018 SONG OF THE YEAR



— CONGRATULATIONS TO —

# God's Plan

by Drake

## THE BUZZANGLE MUSIC 2018 ARTIST OF THE YEAR



CONGRATULATIONS TO

# Drake



## TOP ALBUMS




### *The Greatest Showman: Original Motion Picture Soundtrack*

Top Album  
By Album Sales

### *Guardians of the Galaxy: Awesome Mix Vol.1*

Top Album  
By Vinyl Album Sales




### *Scorpion*

by Drake

Top Album By Streams

## TOP SONGS



### *God's Plan*

by Drake

---


Top Song By Sales

### *God's Plan*

by Drake

---

Top Song  
By Audio Streams




### *God's Plan*

by Drake


---

Top Song  
By Video Streams





## TOP ARTISTS



### The Beatles

---

Top Artist  
By Physical Album Sales

### Drake

---

Top Artist  
By Total Digital  
Consumption



### Drake

---

Top Artist  
By Song Streams



## TOP INDIES



?

by XXXTentacion

---


Top Indie Album  
By Total Consumption

**SAD!**

by XXXTentacion

---

Top Indie Song  
By Total Consumption



**XXXTentacion**

---

Top Indie Artist  
by Total Consumption

# 09 Album Charts

# Top Albums

## By Total Consumption

Rank	Title	Artist	Total Project Units	Album Sales	Song Sales	On-Demand Audio Streams
1	Scorpion	Drake	3,380,008	276,748	2,771,956	4,239,096,085
2	Beerbongs & Bentleys	Post Malone	2,562,942	766,434	2,240,877	2,358,631,161
3	?	XXXTentacion	2,353,697	1,899,772	1,859,200	402,007,901
4	The Greatest Showman: Original Motion Picture Soundtrack	Various Artists	2,182,282	365,367	1,597,792	2,485,703,909
5	Astroworld	Travis Scott	1,405,730	94,064	389,863	1,909,020,299
6	Culture II	Migos	1,350,980	85,850	864,829	1,767,970,945
7	Invasion of Privacy	Cardi B	1,258,236	198,104	1,003,343	1,439,696,026
8	Stoney	Post Malone	1,172,736	83,603	826,763	1,509,684,467
9	÷	Ed Sheeran	1,143,052	300,345	1,927,358	974,957,188
10	Goodbye & Good Riddance	Juice Wrld	1,055,567	22,655	483,393	1,476,859,673
11	KOD	J. Cole	981,565	211,256	204,860	1,124,734,988
12	Evolve	Imagine Dragons	941,019	256,235	2,102,834	711,751,247
13	Kamikaze	Eminem	916,408	373,447	358,295	760,697,531
14	Sweetener	Ariana Grande	913,157	145,125	959,170	1,008,172,323
15	Red Pill Blues	Maroon 5	871,649	77,097	1,752,122	929,009,274
16	17	XXXTentacion	858,048	26,041	279,393	1,206,101,510
17	Tha Carter V	Lil Wayne	855,917	112,131	285,845	1,072,801,795
18	Camila	Camila Cabello	842,650	149,545	1,567,100	804,592,758
19	DAMN.	Kendrick Lamar	830,728	136,649	550,049	958,610,629
20	American Teen	Khalid	826,161	81,869	514,722	1,039,230,336
21	reputation	Taylor Swift	802,412	213,920	886,245	749,801,859
22	This One's for You Too	Luke Combs	743,581	48,895	1,214,308	859,883,219
23	Rearview Towns	Jason Aldean	720,309	348,202	1,048,904	400,824,556
24	Man of the Woods	Justin Timberlake	699,536	377,237	897,489	348,825,369
25	Harder Than Ever	Lil Baby	680,928	11,941	196,412	974,019,172

Total Album Consumption (Album Audio Project Units) = Album Sales + (Song Sales/10) + (On-Demand Audio Streams/1500)

# Top Albums

## By Sales

Rank	Title	Artist	Album Sales
1	<b>The Greatest Showman: Original Motion Picture Soundtrack</b>	<b>Various Artists</b>	<b>1,274,021</b>
2	<i>A Star Is Born: Original Motion Picture 2018</i>	Lady Gaga & Bradley Cooper	525,736
3	<i>Man of the Woods</i>	Justin Timberlake	376,936
4	<i>Kamikaze</i>	Eminem	373,067
5	<i>Rearview Towns</i>	Jason Aldean	348,162
6	÷	Ed Sheeran	299,206
7	<i>Beautiful Trauma</i>	P!nk	277,987
8	<i>Scorpion</i>	Drake	276,558
9	<i>Beerbongs &amp; Bentleys</i>	Post Malone	260,970
10	<i>Evolve</i>	Imagine Dragons	255,879
11	<i>Hamilton</i>	Various Artists	238,896
12	<i>Delta</i>	Mumford & Sons	227,485
13	<i>reputation</i>	Taylor Swift	213,839
14	<i>Love Yourself: Tear</i>	BTS	212,953
15	<i>KOD</i>	J. Cole	211,188
16	<i>Look Up Child</i>	Lauren Daigle	208,226
17	<i>Dancing Queen</i>	Cher	205,199
18	<i>Love Yourself: Answer</i>	BTS	199,865
19	<i>Shawn Mendes</i>	Shawn Mendes	199,004
20	<i>Invasion of Privacy</i>	Cardi B	198,103
21	<i>From A Room: Volume 2</i>	Chris Stapleton	198,053
22	<i>Pray For The Wicked</i>	Panic! at the Disco	195,856
23	<i>Traveller</i>	Chris Stapleton	195,448
24	<i>From A Room: Volume 1</i>	Chris Stapleton	182,622
25	<i>Cry Pretty</i>	Carrie Underwood	174,501

# Top Vinyl Album Sales

Rank	Title	Artist	Album Sales
1	<b>Guardians of the Galaxy: Awesome Mix Vol.1</b>	<b>Various Artists</b>	<b>47,155</b>
2	<i>Thriller</i>	Michael Jackson	46,435
3	<i>Abbey Road</i>	The Beatles	43,606
4	<i>Rumours</i>	Fleetwood Mac	38,874
5	<i>Purple Rain</i>	Prince & The Revolution	38,339
6	<i>Back To Black</i>	Amy Winehouse	37,753
7	<i>Love Is Here to Stay</i>	Tony Bennett & Diana Krall	36,962
8	<i>Greatest Hits I</i>	Queen	34,212
9	<i>The Dark Side Of The Moon</i>	Pink Floyd	33,342
10	<i>Legend</i>	Bob Marley & The Wailers	33,191
11	<i>American Teen</i>	Khalid	31,826
12	<i>The Greatest Showman: Original Motion Picture Soundtrack</i>	Various Artists	29,855
13	<i>Chronicle-20 Greatest Hits</i>	Creedence Clearwater Revival	28,063
14	÷	Ed Sheeran	27,489
15	<i>Nevermind</i>	Nirvana	26,683
16	<i>Man of the Woods</i>	Justin Timberlake	25,918
17	<i>DAMN.</i>	Kendrick Lamar	25,601
18	<i>Sgt. Pepper's Lonely Hearts Club Band</i>	The Beatles	24,887
19	<i>Ultimate Sinatra</i>	Frank Sinatra	24,705
20	<i>good kid, m.A.A.d city</i>	Kendrick Lamar	24,520
21	<i>Greatest Hits</i>	Fleetwood Mac	23,785
22	<i>Kind Of Blue</i>	Miles Davis	23,216
23	<i>Led Zeppelin IV</i>	Led Zeppelin	21,044
24	<i>Traveller</i>	Chris Stapleton	20,964
25	<i>Greatest Hits</i>	Tom Petty And The Heartbreakers	19,870

# Top Album Soundtracks

## By Sales

Rank	Title	Artist	Album Sales
1	Hamilton	Various Artists	238,896
2	<i>Guardians of the Galaxy: Awesome Mix Vol.1</i>	Various Artists	167,825
3	<i>Mamma Mia! Here We Go Again</i>	Cast Of Mamma Mia! Here We Go Again	149,577
4	<i>Moana - Original Motion Picture Soundtrack</i>	Various Artists	106,037
5	<i>Coco: Original Motion Picture Soundtrack</i>	Various Artists	84,250
6	<i>Fifty Shades Freed</i>	Various Artists	82,812
7	<i>Black Panther The Album Music From And Inspired By</i>	Kendrick Lamar, The Weeknd, SZA	72,350
8	<i>Trolls</i>	Various Artists	66,771
9	<i>Mamma Mia! The Movie Soundtrack</i>	Cast Of Mamma Mia The Movie	58,547
10	<i>Pitch Perfect 3: Original Motion Picture Soundtrack</i>	Various Artists	53,147
11	<i>Dear Evan Hansen: Original Broadway Cast Recording</i>	Various Artists	50,409
12	<i>Wicked - Broadway Cast</i>	Various Artists	37,954
13	<i>Deadpool 2</i>	Various Artists	37,214
14	<i>Stranger Things: Soundtrack from the Netflix Original Series</i>	Various Artists	29,782
15	<i>La La Land</i>	Various Artists	27,958
16	<i>Star Wars: The Last Jedi</i>	John Williams	27,844
17	<i>Descendants 2 - Original TV Movie Soundtrack</i>	Various Artists	26,152
18	<i>Dirty Dancing</i>	Various Artists	25,879
19	<i>Frozen</i>	Various Artists	24,280
20	<i>Call Me By Your Name: Original Motion Picture Soundtrack</i>	Various Artists	22,085
21	<i>Moulin Rouge</i>	Various Artists	20,958
22	<i>Mean Girls</i>	Various Artists	20,481
23	<i>Frozen: The Songs</i>	Various Artists	20,384
24	<i>Love Simon: Original Motion Picture Soundtrack</i>	Various Artists	19,456
25	<i>Black Panther: Original Motion Picture Score</i>	Ludwig Goransson	19,379



# Top Albums

## By Streams

Rank	Title	Artist	On-Demand Streams	Audio Streams	Video Streams
1	Scorpion	Drake	6,272,210,996	4,239,096,085	2,033,114,911
2	Beerbongs & Bentleys	Post Malone	4,559,144,893	3,406,853,346	1,152,291,547
3	Culture II	Migos	2,964,836,344	1,767,970,945	1,196,865,399
4	?	XXXTentacion	2,925,946,276	2,209,894,507	716,051,769
5	Astroworld	Travis Scott	2,548,153,448	1,909,020,299	639,133,149
6	Goodbye & Good Riddance	Juice Wrld	2,323,437,254	1,476,859,673	846,577,581
7	Stoney	Post Malone	2,285,121,793	1,509,684,467	775,437,326
8	Invasion of Privacy	Cardi B	2,284,594,051	1,439,696,026	844,898,025
9	Red Pill Blues	Maroon 5	1,956,499,243	929,009,274	1,027,489,969
10	Scary Hours	Drake	1,775,436,217	927,808,500	847,627,717
11	God's Plan	Drake	1,680,838,577	843,908,948	836,929,629
12	÷	Ed Sheeran	1,628,735,016	974,957,188	653,777,828
13	Evolve	Imagine Dragons	1,619,260,460	711,751,247	907,509,213
14	Camila	Camila Cabello	1,604,470,203	804,592,758	799,877,445
15	Until Death Call My Name	Youngboy Never Broke Again	1,586,886,867	755,381,168	831,505,699
16	17	XXXTentacion	1,551,711,667	1,206,101,510	345,610,157
17	Sweetener	Ariana Grande	1,524,543,069	1,008,172,323	516,370,746
18	Dummy Boy	6ix9ine	1,503,272,521	888,852,105	614,420,416
19	Ella Mai	Ella Mai	1,475,528,167	601,328,752	874,199,415
20	American Teen	Khalid	1,470,642,573	1,039,230,336	431,412,237
21	This One's for You Too	Luke Combs	1,455,726,227	859,883,219	595,843,008
22	Harder Than Ever	Lil Baby	1,423,835,919	974,019,172	449,816,747
23	DAMN.	Kendrick Lamar	1,401,498,622	958,610,629	442,887,993
24	Luv Is Rage 2	Lil Uzi Vert	1,303,538,903	954,473,412	349,065,491
25	Heartbreak On a Full Moon	Chris Brown	1,294,129,978	663,046,366	631,083,612

Total Album Consumption (Album Audio Project Units) = Album Sales + (Song Sales/10) + (On-Demand Audio Streams/1500)



# 10 Song Charts

# Top Songs

## By Total Consumption

Rank	Title	Artist	Total Project Units	Song Sales	On-Demand Audio Streams
1	<i>God's Plan</i>	Drake	6,685,972	1,059,912	843,908,948
2	<i>Psycho</i>	Post Malone	4,259,564	687,552	535,801,777
3	<i>Nice For What</i>	Drake	3,991,574	498,784	523,918,565
4	<i>In My Feelings</i>	Drake	3,895,570	692,011	480,533,903
5	<i>SAD!</i>	XXXTentacion	3,864,879	290,075	536,220,607
6	<i>I Like It</i>	Cardi B, Bad Bunny & J Balvin	3,817,734	807,485	451,537,369
7	<i>Lucid Dreams</i>	Juice Wrld	3,611,340	330,975	492,054,710
8	<i>rockstar</i>	Post Malone	3,445,047	517,905	439,071,362
9	<i>Better Now</i>	Post Malone	3,358,042	511,254	427,018,184
10	<i>Look Alive</i>	BlocBoy JB	3,280,011	248,061	454,792,425
11	<i>Sicko Mode</i>	Travis Scott	3,106,556	228,196	431,754,009
12	<i>Perfect</i>	Ed Sheeran	3,053,537	1,090,894	294,396,522
13	<i>Yes Indeed</i>	Lil Baby	2,867,458	136,297	409,674,077
14	<i>The Middle</i>	Zedd & Maren Morris & Grey	2,832,198	733,292	314,835,872
15	<i>I Fall Apart</i>	Post Malone	2,778,622	369,533	361,363,365
16	<i>Girls Like You</i>	Maroon 5	2,751,178	851,359	284,972,869
17	<i>Moonlight</i>	XXXTentacion	2,733,250	137,745	389,325,767
18	<i>Mine</i>	Bazzi	2,573,575	406,502	325,060,900
19	<i>Nonstop</i>	Drake	2,555,430	139,961	362,320,301
20	<i>Ric Flair Drip</i>	The Offset & Metro Boomin	2,472,399	181,970	343,564,383
21	<i>FEFE</i>	6ix9ine	2,447,797	217,954	334,476,506
22	<i>Love Lies</i>	Khalid & Normani	2,437,336	383,221	308,117,266
23	<i>All The Stars</i>	Kendrick Lamar	2,353,882	269,989	312,584,002
24	<i>Havana</i>	Camila Cabello	2,334,386	758,491	236,384,319
25	<i>Taste</i>	Tyga	2,322,183	270,326	307,778,562

Total Song Consumption (Song Audio Project Units) = Song Sales + (On-Demand Audio Streams/150)

# Top Songs

## By Sales

Rank	Title	Artist	Song Sales
1	<i>Perfect</i>	Ed Sheeran	1,090,894
2	<i>God's Plan</i>	Drake	1,059,912
3	<i>Meant to Be (feat. Florida Georgia Line)</i>	Bebe Rexha	945,326
4	<i>Girls Like You</i>	Maroon 5	851,359
5	<i>Whatever It Takes</i>	Imagine Dragons	817,913
6	<i>I Like It</i>	Cardi B, Bad Bunny & J Balvin	807,485
7	<i>Havana</i>	Camila Cabello	758,491
8	<i>Thunder</i>	Imagine Dragons	736,684
9	<i>The Middle</i>	Zedd & Maren Morris & Grey	733,292
10	<i>In My Feelings</i>	Drake	692,011
11	<i>Psycho</i>	Post Malone	687,552
12	<i>Finesse</i>	Bruno Mars	622,688
13	<i>You Make It Easy</i>	Jason Aldean	605,287
14	<i>Never Be the Same</i>	Camila Cabello	598,480
15	<i>Heaven</i>	Kane Brown	569,630
16	<i>rockstar</i>	Post Malone	517,905
17	<i>Better Now</i>	Post Malone	511,254
18	<i>Nice For What</i>	Drake	498,784
19	<i>Say Something</i>	Justin Timberlake	489,865
20	<i>No Tears Left to Cry</i>	Ariana Grande	487,835
21	<i>Tequila</i>	Dan + Shay	483,063
22	<i>Zombie</i>	The Cranberries	472,720
23	<i>This Is Me</i>	Keala Settle	456,692
24	<i>In My Blood</i>	Shawn Mendes	434,006
25	<i>Wait</i>	Maroon 5	427,695

# Top Songs

## By Streams

Rank	Title	Artist	On-Demand Streams	Audio Streams	Video Streams
1	God's Plan	Drake	1,680,838,577	843,908,948	836,929,629
2	In My Feelings	Drake	1,036,218,656	480,533,903	555,684,753
3	Lucid Dreams	Juice Wrld	985,555,839	492,054,710	493,501,129
4	Psycho	Post Malone	975,065,127	535,801,777	439,263,350
5	Nice For What	Drake	884,219,069	523,918,565	360,300,504
6	Girls Like You	Maroon 5	852,076,069	284,972,869	567,103,200
7	rockstar	Post Malone	840,126,317	439,071,362	401,054,955
8	Sicko Mode	Travis Scott	799,082,145	431,754,009	367,328,136
9	I Like It	Cardi B, Bad Bunny & J Balvin	793,280,587	451,537,369	341,743,218
10	Plug Walk	Rich The Kid	755,794,309	311,985,639	443,808,670
11	Havana	Camila Cabello	752,255,400	236,384,319	515,871,081
12	Boo'd Up	Ella Mai	747,216,630	220,059,845	527,156,785
13	Walk It Talk It	Migos	712,046,121	312,094,345	399,951,776
14	Look Alive	BlocBoy JB	691,614,885	454,792,425	236,822,460
15	Taste	Tyga	679,462,142	307,778,562	371,683,580
16	FEFE	6ix9ine	663,696,570	334,476,506	329,220,064
17	SAD!	XXXTentacion	614,047,819	536,220,607	77,827,212
18	Better Now	Post Malone	611,143,161	427,018,184	184,124,977
19	I Fall Apart	Post Malone	612,415,790	361,363,365	251,052,425
20	Believer	Imagine Dragons	607,950,842	225,903,607	382,047,235
21	Moonlight	XXXTentacion	604,176,572	389,325,767	214,850,805
22	Yes Indeed	Lil Baby	600,053,720	409,674,077	190,379,643
23	Perfect	Ed Sheeran	577,720,628	294,396,522	283,324,106
24	Ric Flair Drip	Offset & Metro Boomin	578,758,019	343,564,383	235,193,636
25	Stir Fry	Migos	577,806,000	310,507,546	267,298,454

# 11 Artist Charts

# Top Artists

## By Total Consumption

Rank	Artist	Total Project Units	Album Sales	Song Sales	On-Demand Audio Streams
1	Drake	11,072,236	359,041	8,495,565	14,795,457,353
2	Post Malone	6,741,232	344,839	6,919,812	8,556,618,389
3	XXXTentacion	4,647,865	115,416	2,236,583	6,463,186,200
4	Eminem	4,512,953	755,027	3,893,942	5,052,797,166
5	Taylor Swift	3,824,670	368,181	4,167,385	4,559,625,669
6	Ariana Grande	3,808,734	173,537	3,861,767	4,873,530,985
7	Imagine Dragons	3,538,051	478,047	7,274,833	3,498,781,200
8	Migos	3,459,149	103,330	2,183,740	4,706,168,003
9	Ed Sheeran	3,221,300	409,291	6,034,153	3,312,891,010
10	Kanye West	3,185,245	173,504	1,266,360	4,327,657,402
11	Maroon 5	3,102,620	127,573	5,299,501	3,667,645,763
12	The Weeknd	2,937,814	188,651	1,502,604	3,898,353,647
13	Kendrick Lamar	2,765,560	231,598	1,849,591	3,523,504,809
14	J. Cole	2,750,415	269,067	607,638	3,630,875,601
15	Lil Wayne	2,437,250	190,202	1,123,268	3,202,081,462
16	Queen	2,421,996	471,515	3,796,471	2,356,250,826
17	Travis Scott	2,333,977	114,982	682,672	3,226,090,996
18	Juice Wrld	2,310,252	22,910	1,303,424	3,235,500,012
19	Thomas Rhett	2,200,731	101,029	2,936,882	2,709,020,804
20	Rihanna	2,143,098	55,991	1,855,047	2,852,404,193
21	The Beatles	2,039,244	475,055	2,047,481	2,039,160,901
22	Shawn Mendes	1,970,435	236,151	2,491,229	2,227,742,372
23	6ix9ine	1,967,426	47,770	1,230,183	2,694,957,245
24	Chris Stapleton	1,924,030	577,287	2,868,012	1,589,913,045
25	BTS	1,910,560	603,307	1,577,958	1,724,185,536

Total Album Consumption (Album Audio Project Units) = Album Sales + (Song Sales/10) + (On-Demand Audio Streams/1500)

# Top Artists

## By Album Sales

Rank	Title	Album Sales
1	Eminem	755,027
2	BTS	603,307
3	Chris Stapleton	577,287
4	Metallica	539,861
5	Lady Gaga & Bradley Cooper	526,803
6	Imagine Dragons	478,047
7	The Beatles	475,055
8	Queen	471,515
9	Jason Aldean	445,346
10	Justin Timberlake	432,913
11	Ed Sheeran	409,291
12	Panic! at the Disco	402,810
13	Elvis Presley	388,179
14	Pink	376,900
15	Taylor Swift	368,181
16	Drake	359,041
17	Post Malone	344,839
18	Alan Jackson	327,489
19	Tom Petty And The Heartbreakers	322,024
20	Kenny Chesney	307,481
21	Lauren Daigle	303,021
22	Pink Floyd	299,103
23	Five Finger Death Punch	296,176
24	twenty one pilots	292,637
25	Kane Brown	290,990

# Top Artists

## By Streams

Rank	Artist	Total Streams	Audio Streams	Video Streams
1	Drake	21,656,547,028	14,795,457,353	6,861,089,675
2	Post Malone	13,105,569,999	8,556,618,389	4,548,951,610
3	Eminem	10,112,346,140	5,052,797,166	5,059,548,974
4	XXXTentacion	8,837,910,682	6,463,186,200	2,374,724,482
5	Ariana Grande	8,232,103,960	4,873,530,985	3,358,572,975
6	Migos	7,718,020,150	4,706,168,003	3,011,852,147
7	Taylor Swift	7,658,013,770	4,559,625,669	3,098,388,101
8	Imagine Dragons	6,957,484,277	3,498,781,200	3,458,703,077
9	Maroon 5	6,791,679,265	3,667,645,763	3,124,033,502
10	The Weeknd	5,958,776,143	3,898,353,647	2,060,422,496
11	Rihanna	5,724,743,591	2,852,404,193	2,872,339,398
12	Ed Sheeran	5,634,077,487	3,312,891,010	2,321,186,477
13	Juice Wrld	5,477,743,094	3,235,500,012	2,242,243,082
14	6ix9ine	5,430,540,594	2,694,957,245	2,735,583,349
15	Kanye West	5,354,611,545	4,327,657,402	1,026,954,143
16	Michael Jackson	5,220,480,007	1,969,049,456	3,251,430,551
17	Kendrick Lamar	5,201,063,776	3,523,504,809	1,677,558,967
18	Lil Wayne	4,614,049,091	3,202,081,462	1,411,967,629
19	Nicki Minaj	4,521,607,282	2,346,897,807	2,174,709,475
20	J. Cole	4,500,525,724	3,630,875,601	869,650,123
21	Beyoncé	4,484,224,741	2,188,411,675	2,295,813,066
22	Lil Baby	4,457,875,762	2,688,322,303	1,769,553,459
23	Ella Mai	4,344,841,982	1,749,666,562	2,595,175,420
24	Chris Brown	4,318,637,830	2,215,545,118	2,103,092,712
25	Travis Scott	4,287,076,711	3,226,090,996	1,060,985,715



# 12 Genre Charts

# Top Hip-Hop/Rap Albums

Rank	Title	Artist	Total
1	<i>Scorpion</i>	Drake	3,380,008
2	<i>Beerbongs &amp; Bentleys</i>	Post Malone	2,768,387
3	?	XXXTentacion	1,623,456
4	<i>Astroworld</i>	Travis Scott	1,405,730
5	<i>Culture II</i>	Migos	1,350,980
6	<i>Stoney</i>	Post Malone	1,172,736
7	<i>Goodbye &amp; Good Riddance</i>	Juice Wrld	1,055,567
8	<i>KOD</i>	J. Cole	981,565
9	<i>Kamikaze</i>	Eminem	916,408
10	<i>17</i>	XXXTentacion	858,048

Total Album Consumption (Album Audio Project Units) = Album Sales + (Song Sales/10) + (On-Demand Audio Streams/1500)

# Top Hip-Hop/Rap Songs

Rank	Title	Artist	Total
1	<i>God's Plan</i>	Drake	6,685,972
2	<i>Psycho</i>	Post Malone	4,259,564
3	<i>Nice For What</i>	Drake	3,991,574
4	<i>In My Feelings</i>	Drake	3,895,570
5	<i>SAD!</i>	XXXTentacion	3,864,879
6	<i>Lucid Dreams</i>	Juice Wrld	3,611,340
7	<i>rockstar</i>	Post Malone	3,445,047
8	<i>Better Now</i>	Post Malone	3,358,042
9	<i>Look Alive</i>	BlocBoy JB	3,280,011
10	<i>Sicko Mode</i>	Travis Scott	3,106,556

Total Song Consumption (Song Audio Project Units) = Song Sales + (On-Demand Audio Streams/150)

# Top Pop Albums

Rank	Title	Artist	Total
1	÷	Ed Sheeran	1,143,052
2	<i>Evolve</i>	Imagine Dragons	941,019
3	<i>Sweetener</i>	Ariana Grande	913,157
4	<i>Red Pill Blues</i>	Maroon 5	871,649
5	<i>Camila</i>	Camila Cabello	842,650
6	<i>reputation</i>	Taylor Swift	802,412
7	<i>Man of the Woods</i>	Justin Timberlake	699,536
8	<i>Shawn Mendes</i>	Shawn Mendes	483,036
9	<i>Dua Lipa</i>	Dua Lipa	469,020
10	<i>The Thrill Of It All</i>	Sam Smith	458,410

Total Album Consumption (Album Audio Project Units) = Album Sales + (Song Sales/10) + (On-Demand Audio Streams/1500)

# Top Pop Songs

Rank	Title	Artist	Total
1	<i>Perfect</i>	Ed Sheeran	3,053,537
2	<i>Girls Like You</i>	Maroon 5	2,751,178
3	<i>Mine</i>	Bazzi	2,573,575
4	<i>Havana</i>	Camila Cabello	2,334,386
5	<i>No Tears Left to Cry</i>	Ariana Grande	2,234,221
6	<i>Never Be the Same</i>	Camila Cabello	2,168,284
7	<i>Thunder</i>	Imagine Dragons	2,076,517
8	<i>Youngblood</i>	5 Seconds of Summer	2,026,034
9	<i>Believer</i>	Imagine Dragons	1,919,744
10	<i>The Middle</i>	Zedd & Maren Morris & Grey	2,832,198

Total Song Consumption (Song Audio Project Units) = Song Sales + (On-Demand Audio Streams/150)

# Top Rock Albums

Rank	Title	Artist	Total
1	<i>Greatest Hits</i>	Queen	1,161,169
2	<i>Pray For The Wicked</i>	Panic! at the Disco	549,061
3	<i>Night Visions</i>	Imagine Dragons	375,675
4	<i>Trench</i>	twenty one pilots	375,364
5	<i>dont smile at me</i>	Billie Eilish	362,873
6	<i>Blurryface</i>	twenty one pilots	350,124
7	<i>No Bull</i>	AC/DC	281,785
8	<i>Delta</i>	Mumford & Sons	276,888
9	<i>The Click</i>	AJR	243,158
10	<i>Nevermind</i>	Nirvana	234,502

Total Album Consumption (Album Audio Project Units) = Album Sales + (Song Sales/10) + (On-Demand Audio Streams/1500)

# Top Rock Songs

Rank	Title	Artist	Total
1	<i>Sit Next to Me</i>	Foster the People	1,106,242
2	<i>Bohemian Rhapsody</i>	Queen	1,094,413
3	<i>Radioactive</i>	Imagine Dragons	885,921
4	<i>broken</i>	lovelytheband	768,482
5	<i>Mr. Brightside</i>	The Killers	761,127
6	<i>idontwannabeyouanymore</i>	Billie Eilish	757,453
7	<i>ocean eyes (NOW What's Next!)</i>	Billie Eilish	740,402
8	<i>Demons</i>	Imagine Dragons	694,927
9	<i>Bellyache</i>	Billie Eilish	683,861
10	<i>Heathens</i>	twenty one pilots	662,495

Total Song Consumption (Song Audio Project Units) = Song Sales + (On-Demand Audio Streams/150)

# Top R&B Albums

Rank	Title	Artist	Total
1	<i>American Teen</i>	Khalid	826,161
2	<i>24K Magic</i>	Bruno Mars	670,651
3	<i>COSMIC</i>	Bazzi	626,930
4	<i>My Dear Melancholy</i>	The Weeknd	575,200
5	<i>Ctrl</i>	Sza	507,310
6	<i>Heartbreak On a Full Moon</i>	Chris Brown	483,651
7	<i>Starboy</i>	The Weeknd	475,711
8	<i>Ella Mai</i>	Ella Mai	473,132
9	<i>H.E.R.</i>	H.E.R.	400,411
10	<i>Everything Is Love</i>	The Carter's	375,465

Total Album Consumption (Album Audio Project Units) = Album Sales + (Song Sales/10) + (On-Demand Audio Streams/1500)

# Top R&B Songs

Rank	Title	Artist	Total
1	<i>Love Lies</i>	Khalid & Normani	2,437,336
2	<i>Finesse</i>	Bruno Mars	2,313,782
3	<i>Young Dumb &amp; Broke</i>	Khalid	1,797,322
4	<i>Boo'd Up</i>	Ella Mai	1,747,247
5	<i>Call Out My Name</i>	The Weeknd	1,727,490
6	<i>This Is America</i>	Childish Gambino	1,475,763
7	<i>Location</i>	Khalid	1,390,800
8	<i>Sky Walker</i>	Miguel	1,291,310
9	<i>Best Part</i>	H.E.R.	1,109,293
10	<i>Trip</i>	Ella Mai	1,076,252

Total Song Consumption (Song Audio Project Units) = Song Sales + (On-Demand Audio Streams/150)

# Top Latin Albums

Rank	Title	Artist	Total
1	<i>Odisea</i>	Ozuna	415,976
2	<i>Aura</i>	Ozuna	340,644
3	<i>F.A.M.E.</i>	Maluma	172,015
4	<i>Real Hasta la Muerte</i>	Anuel Aa	129,807
5	<i>Mi Gente</i>	J. Balvin & Willy William	105,932
6	<i>Fórmula Vol. 2</i>	Romeo Santos	103,768
7	<i>Golden</i>	Romeo Santos	103,014
8	<i>El Dorado</i>	Shakira	89,775
9	<i>La Mejor Versión De Mí</i>	Banda Sinaloense MS de Sergio Lizárraga	70,995
10	<i>Victory</i>	Wisín	70,786

Total Album Consumption (Album Audio Project Units) = Album Sales + (Song Sales/10) + (On-Demand Audio Streams/1500)

# Top Latin Songs

Rank	Title	Artist	Total
1	<i>I Like It</i>	Cardi B, Bad Bunny & J Balvin	3,817,734
2	<i>Mi Gente</i>	J. Balvin & Willy William	1,059,315
3	<i>Despacito</i>	Luis Fonsi	1,044,790
4	<i>La Modelo</i>	Ozuna	782,280
5	<i>Se Preparó</i>	Ozuna	553,310
6	<i>Escápate Conmigo</i>	Wisín	522,776
7	<i>Única</i>	Ozuna	514,484
8	<i>Felices los 4</i>	Maluma	480,479
9	<i>Me Niego</i>	Reik	477,488
10	<i>Corazón</i>	Maluma	453,296

Total Song Consumption (Song Audio Project Units) = Song Sales + (On-Demand Audio Streams/150)

# Top Country Albums

Rank	Title	Artist	Total
1	<i>This One's for You Too</i>	Luke Combs	743,581
2	<i>Rearview Towns</i>	Jason Aldean	720,309
3	<i>Kane Brown</i>	Kane Brown	663,156
4	<i>Traveller</i>	Chris Stapleton	541,851
5	<i>This One's For You</i>	Luke Combs	503,514
6	<i>Life Changes</i>	Thomas Rhett	498,157
7	<i>Dan + Shay</i>	Dan + Shay	463,004
8	<i>Life Changes</i>	Thomas Rhett	439,587
9	<i>Brett Young</i>	Brett Young	417,975
10	<i>Montevallo</i>	Sam Hunt	290,452

Total Album Consumption (Album Audio Project Units) = Album Sales + (Song Sales/10) + (On-Demand Audio Streams/1500)

# Top Country Songs

Rank	Title	Artist	Total
1	<i>Meant to Be (feat. Florida Georgia Line)</i>	Bebe Rexha	3,608,736
2	<i>Heaven</i>	Kane Brown	2,120,949
3	<i>Tequila</i>	Dan + Shay	2,070,612
4	<i>You Make It Easy</i>	Jason Aldean	1,928,930
5	<i>What Ifs</i>	Kane Brown	1,413,460
6	<i>Marry Me</i>	Thomas Rhett	1,372,049
7	<i>Tennessee Whiskey</i>	Chris Stapleton	1,231,718
8	<i>One Number Away</i>	Luke Combs	1,170,790
9	<i>In Case You Didn't Know</i>	Brett Young	1,127,063
10	<i>Mercy</i>	Brett Young	1,126,779

Total Song Consumption (Song Audio Project Units) = Song Sales + (On-Demand Audio Streams/150)

# Top EDM Albums

Rank	Title	Artist	Total
1	<i>I met you when I was 18. (the playlist)</i>	Lauv	313,577
2	<i>Collage EP</i>	The Chainsmokers	191,106
3	<i>Funk Wav Bounces Vol. 1</i>	Calvin Harris	190,902
4	<i>A Moment Apart</i>	Odesza	152,253
5	<i>TRUE</i>	Avicii	132,484
6	<i>Kids in Love</i>	Kygo	122,621
7	<i>The Fame</i>	Lady Gaga	113,685
8	<i>The Now Now</i>	Gorillaz	113,127
9	<i>Chainsmokers</i>	The Chainsmokers	107,100
10	<i>Common Ground</i>	Above & Beyond	94,149

Total Album Consumption (Album Audio Project Units) = Album Sales + (Song Sales/10) + (On-Demand Audio Streams/1500)

# Top EDM Songs

Rank	Title	Artist	Total
1	<i>Happier</i>	Marshmello & Bastille	1,627,148
2	<i>FRIENDS</i>	Marshmello	1,561,085
3	<i>One Kiss</i>	Calvin Harris	1,387,983
4	<i>Silence</i>	Marshmello	1,220,489
5	<i>Closer</i>	The Chainsmokers	1,011,918
6	<i>Body</i>	Loud Luxury	923,468
7	<i>Nevermind</i>	Dennis Lloyd	781,993
8	<i>These Days</i>	Rudimental	760,368
9	<i>Solo</i>	Clean Bandit	750,739
10	<i>Remind Me To Forget</i>	Kygo	744,225

Total Song Consumption (Song Audio Project Units) = Song Sales + (On-Demand Audio Streams/150)



# Top Religious Albums

Rank	Title	Artist	Total
1	<i>Look Up Child</i>	Lauren Daigle	289,255
2	<i>I Can Only Imagine - The Very Best of MercyMe</i>	MercyMe	200,722
3	<i>How Can It Be</i>	Lauren Daigle	199,069
4	<i>Therapy Session</i>	NF	155,885
5	<i>Reckless Love</i>	Cory Asbury	120,501
6	<i>Chain Breaker</i>	Zach Williams	119,893
7	<i>There Is More</i>	Hillsong Worship	113,251
8	<i>Wonder</i>	Hillsong United	108,459
9	<i>Lifer</i>	MercyMe	103,732
10	<i>Here As In Heaven</i>	Elevation Worship	103,584

Total Album Consumption (Album Audio Project Units) = Album Sales + (Song Sales/10) + (On-Demand Audio Streams/1500)

# Top Religious Songs

Rank	Title	Artist	Total
1	<i>You Say</i>	Lauren Daigle	760,384
2	<i>Reckless Love</i>	Cory Asbury	708,476
3	<i>I Can Only Imagine</i>	MercyMe	584,621
4	<i>So Will I (100 Billion X)</i>	Hillsong United	444,638
5	<i>What A Beautiful Name</i>	Hillsong Worship	428,224
6	<i>O Come to the Altar</i>	Elevation Worship	407,287
7	<i>Who You Say I Am</i>	Hillsong Worship	349,674
8	<i>I just need U.</i>	tobyMac	331,440
9	<i>Oceans (Where Feet May Fail)</i>	Hillsong United	323,240
10	<i>Do It Again</i>	Elevation Worship	319,587

Total Song Consumption (Song Audio Project Units) = Song Sales + (On-Demand Audio Streams/150)

# Top Jazz Albums

Rank	Title	Artist	Total
1	<b><i>Come Away With Me</i></b>	<b>Norah Jones</b>	<b>91,583</b>
2	<i>Love Is Here to Stay</i>	Tony Bennett & Diana Krall	64,481
3	<i>To Be Loved</i>	Michael Bublé	43,356
4	<i>Kind Of Blue</i>	Miles Davis	41,380
5	<i>Nobody But Me</i>	Michael Bublé	32,731
6	<i>Time Out</i>	Dave Brubeck	24,685
7	<i>Ken Burns Jazz-Louis Armstrong</i>	Louis Armstrong	23,803
8	<i>Both Directions at Once: The Lost Album</i>	John Coltrane	22,642
9	<i>We Have All The Time In The World</i>	Louis Armstrong	21,066
10	<i>Day Breaks</i>	Norah Jones	18,535

Total Album Consumption (Album Audio Project Units) = Album Sales + (Song Sales/10) + (On-Demand Audio Streams/1500)

# Top Jazz Songs

Rank	Title	Artist	Total
1	<b><i>What A Wonderful World</i></b>	<b>Louis Armstrong</b>	<b>205,603</b>
2	<i>Come Away With Me</i>	Norah Jones	141,275
3	<i>Pride and Joy</i>	New York Jazz Ensemble	122,674
4	<i>Just The Two Of Us</i>	Grover Washington, Jr.	103,861
5	<i>Take Five</i>	Dave Brubeck	92,174
6	<i>In A Sentimental Mood</i>	Duke Ellington & John Coltrane	83,163
7	<i>In The Mood</i>	Glenn Miller & his Orchestra	73,352
8	<i>Twinkling Star</i>	Clark Ingram	70,565
9	<i>Turn Me On</i>	Norah Jones	66,192
10	<i>Seven Years</i>	Norah Jones	65,821

Total Song Consumption (Song Audio Project Units) = Song Sales + (On-Demand Audio Streams/150)

# Top Reggae Albums

Rank	Title	Artist	Total
1	<i>Legend</i>	Bob Marley & The Wailers	115,246
2	<i>Hot Shot</i>	Shaggy	68,834
3	<i>Exodus</i>	Bob Marley & The Wailers	63,378
4	<i>Live at Red Rocks</i>	Rebelution	48,990
5	<i>It Wasn't Me</i>	Shaggy	45,621
6	<i>44/876</i>	Sting & Shaggy	41,967
7	<i>Me 4 U</i>	OMI	37,454
8	<i>Free Rein</i>	Rebelution	36,831
9	<i>Africa Unite: The Singles Collection</i>	Bob Marley	34,169
10	<i>Live!</i>	Bob Marley & The Wailers	29,429

Total Album Consumption (Album Audio Project Units) = Album Sales + (Song Sales/10) + (On-Demand Audio Streams/1500)

# Top Reggae Songs

Rank	Title	Artist	Total
1	<i>It Wasn't Me</i>	Shaggy	453,940
2	<i>Three Little Birds</i>	Bob Marley	341,606
3	<i>Cheerleader</i>	OMI	331,946
4	<i>Mad Love</i>	Sean Paul	315,625
5	<i>Is This Love</i>	Bob Marley & The Wailers	224,118
6	<i>Temperature</i>	Sean Paul	218,804
7	<i>Could You Be Loved</i>	Bob Marley & The Wailers	196,377
8	<i>No Lie</i>	Sean Paul	179,963
9	<i>Angel</i>	Shaggy	178,088
10	<i>Jamming</i>	Bob Marley & The Wailers	168,009

Total Song Consumption (Song Audio Project Units) = Song Sales + (On-Demand Audio Streams/150)

# Top Holiday Albums

Rank	Title	Artist	Total
1	<i>Merry Christmas</i>	Mariah Carey	315,016
2	<i>Christmas Is Here!</i>	Pentatonix	150,707
3	<i>That's Christmas To Me</i>	Pentatonix	115,850
4	<i>A Charlie Brown Christmas</i>	Vince Guaraldi	110,739
5	<i>A Legendary Christmas</i>	John Legend	80,733
6	<i>Have A Holly Jolly Christmas</i>	Burl Ives	63,944
7	<i>Warmer in the Winter</i>	Lindsey Stirling	60,958
8	<i>Christmas Kisses - EP</i>	Ariana Grande	52,871
9	<i>Behold</i>	Lauren Daigle	43,566
10	<i>Everyday Is Christmas</i>	Sia	41,016

Total Album Consumption (Album Audio Project Units) = Album Sales + (Song Sales/10) + (On-Demand Audio Streams/1500)

# Top Holiday Songs

Rank	Title	Artist	Total
1	<i>All I Want for Christmas Is You</i>	Mariah Carey	954,756
2	<i>A Holly Jolly Christmas</i>	Burl Ives	529,182
3	<i>Santa Tell Me</i>	Ariana Grande	299,757
4	<i>Little Saint Nick</i>	The Beach Boys	273,415
5	<i>Winter Wonderland</i>	Darlene Love	249,003
6	<i>O Tannenbaum</i>	Vince Guaraldi	236,983
7	<i>What Christmas Means to Me</i>	John Legend	231,878
8	<i>Christmas Time Is Here</i>	Vince Guaraldi	224,825
9	<i>The Twelve Days Of Christmas</i>	Ray Conniff & His Orchestra	200,571
10	<i>Mary, Did You Know?</i>	Pentatonix	195,220

Total Song Consumption (Song Audio Project Units) = Song Sales + (On-Demand Audio Streams/150)

# Top Classical Albums

Rank	Title	Artist	Total
1	<i>Bridges</i>	Josh Groban	131,086
2	<i>Bach: Unaccompanied Cello Suites</i>	Yo-Yo Ma	50,194
3	<i>The Piano Guys</i>	The Piano Guys	39,719
4	<i>First Love (Yiruma Piano Collection)</i>	Yiruma	35,426
5	<i>Bach, J.S.: The Art of Fugue - Emerson S</i>	Emerson String Quartet	31,201
6	<i>Clair de lune and Other Piano Favourites / Arabesques / Reflets dans l'eau</i>	François-Joël Thiollier	30,003
7	<i>Stages</i>	Josh Groban	24,610
8	<i>Inspiration</i>	Sheku Kanneh-Mason	24,514
9	<i>Limitless</i>	The Piano Guys	24,382
10	<i>Uncharted</i>	The Piano Guys	21,890

Total Album Consumption (Album Audio Project Units) = Album Sales + (Song Sales/10) + (On-Demand Audio Streams/1500)

# Top Classical Songs

Rank	Title	Artist	Total
1	<i>Yo-Yo Ma - Unaccompanied Cello Suite No. 1 in G Major, BWV 1007, Prelude</i>	Yo-Yo Ma	186,369
2	<i>Nutcracker Suite, Op.71a, TH.35: 2b. Dance Of The Sugar-Plum Fairy</i>	Piotr Ilyich Tchaikovsky	164,556
3	<i>Suite bergamasque, L. 75: No. 3, Clair de lune</i>	François-Joël Thiollier	129,766
4	<i>Chopin: Nocturne No.2 In E Flat, Op.9 No.2</i>	Various Artists	101,589
5	<i>J.S.Bach: The Art of Fugue, BWV 1080 - Contrapunctus I</i>	Emerson String Quartet	101,114
6	<i>Cello Suite No. 1 in G Major, BWV 1007: II. Allemande</i>	Yo-Yo Ma	95,760
7	<i>Symphony No. 7 in A Major, Op. 92: 2. Allegretto</i>	Wiener Philharmoniker & Carlos Kleiber	92,917
8	<i>Nuvole Bianche</i>	Ludovico Einaudi	89,643
9	<i>2 Arabesques, L. 66: I. Première Arabesque</i>	François-Joël Thiollier	89,163
10	<i>Piano Sonata No. 8 in C minor, Op. 13 "Pathétique": II. Adagio cantabile</i>	Daniel Barenboim	86,841

Total Song Consumption (Song Audio Project Units) = Song Sales + (On-Demand Audio Streams/150)

# Top Children's Albums

Rank	Title	Artist	Total
1	<b><i>Kidz Bop 37</i></b>	<b>Kidz Bop Kids</b>	<b>168,462</b>
2	<i>Classical Lullabies</i>	Classical Lullabies	81,541
3	<i>Kidz Bop Greatest Hits</i>	Kidz Bop Kids	80,219
4	<i>Kidz Bop 36</i>	Kidz Bop Kids	54,139
5	<i>Father's Lullaby Bonus Edition</i>	Nick Lachey	42,587
6	<i>Los Kidz Bop</i>	Kidz Bop Kids	38,408
7	<i>30 Toddler Songs</i>	Countdown Kids	31,865
8	<i>Kidz Bop 34</i>	Kidz Bop Kids	27,426
9	<i>Lizzie Mcguire</i>	Various Artists	27,220
10	<i>Kidz Bop Halloween</i>	Kidz Bop Kids	26,487

Total Album Consumption (Album Audio Project Units) = Album Sales + (Song Sales/10) + (On-Demand Audio Streams/1500)

# Top Children's Songs

Rank	Title	Artist	Total
1	<b><i>Twinkle Twinkle Little Star</i></b>	<b>Lisa Loeb</b>	<b>173,753</b>
2	<i>Brahms' Lullaby</i>	Classical Lullabies	144,938
3	<i>Uptown Funk</i>	Kidz Bop Kids	126,721
4	<i>Havana</i>	Kidz Bop Kids	125,578
5	<i>Thunder</i>	Kidz Bop Kids	119,214
6	<i>Shake It Off</i>	Kidz Bop Kids	103,896
7	<i>Deep Sleep</i>	Classical Lullabies	101,902
8	<i>The Wheels On The Bus</i>	Cedarmont Kids	95,064
9	<i>Rockabye Baby</i>	Classical Lullabies	82,560
10	<b><i>MAKE SOME NOISE!</i></b>	Kidz Bop Kids	79,932

Total Song Consumption (Song Audio Project Units) = Song Sales + (On-Demand Audio Streams/150)

# Top Blues Albums

Rank	Title	Artist	Total
1	<i>Playlist: The Very Best Of Stevie Ray Vaughan</i>	Stevie Ray Vaughan	37,196
2	<i>Gary Clark Jr. Live</i>	Gary Clark Jr.	19,040
3	<i>The Essential Stevie Ray Vaughan and Double Trouble</i>	Stevie Ray Vaughan & Double Trouble	18,928
4	<i>The Blues Is Alive and Well</i>	Buddy Guy	17,618
5	<i>Roots Of Blues</i>	Various Artists	15,357
6	<i>Out of the Blues</i>	Boz Scaggs	15,303
7	<i>20th Century Masters - The Millennium Collection: The Best of B.B. King</i>	B.B. King	12,465
8	<i>British Blues Explosion Live</i>	Joe Bonamassa	12,012
9	<i>Live North America 2016</i>	Gary Clark Jr.	11,186
10	<i>TajMo</i>	Taj Mahal & Keb' Mo'	10,275

Total Album Consumption (Album Audio Project Units) = Album Sales + (Song Sales/10) + (On-Demand Audio Streams/1500)

# Top Blues Songs

Rank	Title	Artist	Total
1	<i>Blue On Black</i>	Kenny Wayne Shepherd Band	60,825
2	<i>Bright Lights</i>	Gary Clark Jr.	38,337
3	<i>Mannish Boy</i>	Muddy Waters	31,294
4	<i>Boom Boom</i>	John Lee Hooker	24,862
5	<i>Things Are Changin'</i>	Gary Clark Jr.	22,519
6	<i>The Thrill Is Gone</i>	B.B. King	20,843
7	<i>Smokestack Lightnin'</i>	Howlin' Wolf	20,440
8	<i>Lenny</i>	Stevie Ray Vaughan	20,250
9	<i>Ain't No Love In The Heart Of The City</i>	Bobby Blue Bland	19,450
10	<i>Blues Deluxe</i>	Joe Bonamassa	17,547

Total Song Consumption (Song Audio Project Units) = Song Sales + (On-Demand Audio Streams/150)

# Top New Age Albums

Rank	Title	Artist	Total
1	<i>Enya</i>	Enya	57,629
2	<i>Watermark</i>	Enya	35,717
3	<i>Dark Sky Island</i>	Enya	32,259
4	<i>Shepherd Moons</i>	Enya	24,741
5	<i>The Very Best of Enya</i>	Enya	22,833
6	<i>The Very Best Of Yanni</i>	Yanni	14,258
7	<i>MCMXC a.D.</i>	Enigma	10,384
8	<i>Koyasan: Reiki Sound Healing</i>	Deuter	13,517
9	<i>Day Without Rain</i>	Enya	9,643
10	<i>The Memory of Trees</i>	Enya	8,185

Total Album Consumption (Album Audio Project Units) = Album Sales + (Song Sales/10) + (On-Demand Audio Streams/1500)

# Top New Age Songs

Rank	Title	Artist	Total
1	<i>River Flows In You</i>	Yiruma	210,855
2	<i>The Malady Of Elegance</i>	Goldmund	111,537
3	<i>Orinoco Flow</i>	Enya	82,378
4	<i>Caribbean Blue</i>	Enya	71,129
5	<i>Watermark</i>	Enya	68,537
6	<i>May It Be</i>	Enya	55,799
7	<i>Rain And Thunder</i>	Nature Sounds	54,695
8	<i>A Day Without Rain</i>	Enya	47,155
9	<i>Wild Child</i>	Enya	46,002
10	<i>White Noise: Fan</i>	White Noise Meditation	43,904

Total Song Consumption (Song Audio Project Units) = Song Sales + (On-Demand Audio Streams/150)



# Top Folk Albums

Rank	Title	Artist	Total
1	<i>Purgatory</i>	Tyler Childers	77,775
2	<i>O Brother, Where Art Thou?</i>	Various Artists	55,702
3	<i>Whistle Down The Wind</i>	Joan Baez	36,350
4	<i>Firewater</i>	Whiskey Myers	35,416
5	<i>LIVE IN RENO</i>	Gordon Lightfoot	34,252
6	<i>Good Company</i>	The Dead South	31,182
7	<i>This Empty Northern Hemisphere</i>	Gregory Alan Isakov	28,426
8	<i>See You Around</i>	I'm With Her	25,288
9	<i>Reckless</i>	The SteelDrivers	25,003
10	<i>A Long Way From Your Heart</i>	Turnpike Troubadours	24,606

Total Album Consumption (Album Audio Project Units) = Album Sales + (Song Sales/10) + (On-Demand Audio Streams/1500)

# Top Folk Songs

Rank	Title	Artist	Total
1	<i>Bloom</i>	The Paper Kites	151,624
2	<i>Feathered Indians</i>	Tyler Childers	135,963
3	<i>Whitehouse Road</i>	Tyler Childers	135,799
4	<i>Wagon Wheel</i>	Old Crow Medicine Show	117,436
5	<i>Sundown</i>	Gordon Lightfoot	102,747
6	<i>If You Could Read My Mind</i>	Gordon Lightfoot	82,502
7	<i>The Stable Song</i>	Gregory Alan Isakov	71,646
8	<i>Real Peach</i>	Henry Jamison	69,048
9	<i>People Change</i>	Mipso	68,664
10	<i>In Hell I'll Be in Good Company</i>	The Dead South	68,470

Total Song Consumption (Song Audio Project Units) = Song Sales + (On-Demand Audio Streams/150)

# 13 Airplay Charts

# MEDIABASE® 2018 Year-End Airplay Charts

## Big Picture

Rank	Artist	Title	Label
1	<b>Ed Sheeran</b>	<i>Perfect</i>	<b>Atlantic</b>
2	BeBe Rexha f/Florida Georgia Line	<i>Meant To Be</i>	BMLG/WBR
3	Camila Cabello f/Young Thug	<i>Havana</i>	Syco/Epic
4	Zedd/Maren Morris/Grey	<i>The Middle</i>	Columbia Nash/Interscope
5	Dua Lipa	<i>New Rules</i>	Warner Bros./WBR
6	Camila Cabello	<i>Never Be The Same</i>	Syco/Epic
7	Imagine Dragons	<i>Thunder</i>	KidinaKorner/Interscope
8	Portugal. The Man	<i>Feel It Still</i>	Atlantic
9	Halsey	<i>Bad At Love</i>	Astralwerks/Capitol
10	Bruno Mars & Cardi B	<i>Finesse</i>	Atlantic

© 2018 Mediabase Research

## Top 40

Rank	Artist	Title	Label
1	<b>Dua Lipa</b>	<i>New Rules</i>	<b>Warner Bros./WBR</b>
2	Ed Sheeran	<i>Perfect</i>	Atlantic
3	Zedd/Maren Morris/Grey	<i>The Middle</i>	Columbia Nash/Interscope
4	Camila Cabello F/Young Thug	<i>Havana</i>	Syco/Epic
5	Camila Cabello	<i>Never Be The Same</i>	Syco/Epic
6	Halsey	<i>Bad At Love</i>	Astralwerks/Capitol
7	Nf	<i>Let You Down</i>	NF Real Music/Caroline
8	Maroon 5 F/Cardi B	<i>Girls Like You</i>	222/Interscope
9	Bazzi	<i>Mine</i>	iamcosmic/Atlantic
10	Khalid X Normani	<i>Love Lies</i>	Right Hand/Keep Cool/RCA

© 2018 Mediabase Research

# MEDIABASE® 2018 Year-End Airplay Charts

## Rhythmic

Rank	Artist	Title	Label
1	<b>Drake</b>	<b><i>God's Plan</i></b>	<b>YM/Cash Money/Republic</b>
2	Drake	<i>Nice For What</i>	Cash Money/Republic
3	Kendrick Lamar f/Zacari	<i>LOVE.</i>	TDE/Aftermath/Interscope
4	Post Malone f/Ty Dolla \$Ign	<i>Psycho</i>	Republic
5	Post Malone f/21 Savage	<i>Rockstar</i>	Republic
6	G-Eazy f/A\$Ap Rocky/Cardi B	<i>No Limit</i>	RCA
7	Cardi B f/Bad Bunny/J Balvin	<i>I Like It</i>	KSR Group/Atlantic
8	The Weeknd & Kendrick Lamar	<i>Pray For Me</i>	Interscope-Republic
9	Miguel f/Travis Scott	<i>Sky Walker</i>	By Storm/RCA
10	Khalid X Normani	<i>Love Lies</i>	Right Hand/Keep Cool/RCA

© 2018 Mediabase Research

## Urban

Rank	Artist	Title	Label
1	<b>Ella Mai</b>	<b><i>Boo'd Up</i></b>	<b>10 Summers/Interscope</b>
2	Drake	<i>God's Plan</i>	YM/Cash Money/Republic
3	Kendrick Lamar f/Zacari	<i>LOVE.</i>	TDE/Aftermath/Interscope
4	Drake	<i>Nice For What</i>	Cash Money/Republic
5	G-Eazy f/A\$Ap Rocky/Cardi B	<i>No Limit</i>	RCA
6	Blocboy JB f/Drake	<i>Look Alive</i>	OVO Sound/WBR
7	Miguel f/Travis Scott	<i>Sky Walker</i>	By Storm/RCA
8	Lil Baby f/Drake	<i>Yes Indeed</i>	QC/Motwn/Republic-Capitol
9	Migos f/Nicki Minaj/Cardi B	<i>MotorSport</i>	QC/Motown/Capitol
10	Goldlink f/Brent Faiyaz/Shy Glizzy	<i>Crew</i>	RCA

© 2018 Mediabase Research

# MEDIABASE® 2018 Year-End Airplay Charts

## Urban AC

Rank	Artist	Title	Label
1	<b>Tank</b>	<i>When We</i>	<b>Atlantic</b>
2	Khalid	<i>Location</i>	Right Hand Music Grp/RCA
3	Childish Gambino	<i>Redbone</i>	Glassnote
4	Daniel Caesar F/Kali Uchis	<i>Get You</i>	Golden Child
5	Bruno Mars	<i>That's What I Like</i>	Atlantic
6	Ella Mai	<i>Boo'd Up</i>	10 Summers/Interscope
7	Sza F/Travis Scott	<i>Love Galore</i>	Top Dawg Ent./RCA
8	Toni Braxton	<i>Long As I Live</i>	Def Jam
9	Tamia	<i>Leave It Smokin'</i>	eOne
10	Charlie Wilson	<i>Chills</i>	P Music Group/RCA

© 2018 Mediabase Research

## Country

Rank	Artist	Title	Label
1	<b>Kane Brown</b>	<i>Heaven</i>	<b>RCA</b>
2	Luke Combs	<i>One Number Away</i>	Columbia
3	Jordan Davis	<i>Singles You Up</i>	MCA
4	Dan + Shay	<i>Tequila</i>	Warner Bros./WAR
5	Luke Bryan	<i>Most People Are Good</i>	Capitol
6	David Lee Murphy/Kenny Chesney	<i>Everything's Gonna Be Alright</i>	Reviver/Blue Chair
7	Kenny Chesney	<i>Get Along</i>	Blue Chair/Warner Bros./WEA
8	Bebe Rexha F/Florida Georgia Line	<i>Meant To Be</i>	WBR/BMLG
9	Jason Aldean	<i>You Make It Easy</i>	Broken Bow
10	Dylan Scott	<i>Hooked</i>	Curb

© 2018 Mediabase Research

# MEDIABASE® 2018 Year-End Airplay Charts

## Hot AC

Rank	Artist	Title	Label
1	<b>Ed Sheeran</b>	<b><i>Perfect</i></b>	<b>Atlantic</b>
2	Imagine Dragons	<i>Thunder</i>	KidinaKorner/Interscope
3	Portugal. The Man	<i>Feel It Still</i>	Atlantic
4	Max f/Gnash	<i>Lights Down Low</i>	DCD2/Crush Music/RED
5	Zedd/Maren Morris/Grey	<i>The Middle</i>	Columbia Nash/Interscope
6	Bebe Rexha f/Florida Georgia Line	<i>Meant To Be</i>	BMLG/WBR
7	Taylor Swift	<i>Delicate</i>	Big Machine/Republic
8	Imagine Dragons	<i>Whatever It Takes</i>	KidinaKorner/Interscope
9	Camila Cabello f/Young Thug	<i>Havana</i>	Syco/Epic
10	Macklemore f/Kesha	<i>Good Old Days</i>	Macklemore/WBR-RCA

© 2018 Mediabase Research

## AC

Rank	Artist	Title	Label
1	<b>Ed Sheeran</b>	<b><i>Perfect</i></b>	<b>Atlantic</b>
2	P!NK	<i>What About Us</i>	RCA
3	Shawn Mendes	<i>There's Nothing Holdin' Me Back</i>	Island/Republic
4	Portugal. The Man	<i>Feel It Still</i>	Atlantic
5	Max f/Gnash	<i>Lights Down Low</i>	DCD2/Crush Music/RED
6	The Chainsmokers & Coldplay	<i>Something Just Like This</i>	Disruptor/Columbia
7	Ed Sheeran	<i>Shape Of You</i>	Atlantic
8	Zedd/Maren Morris/Grey	<i>The Middle</i>	Columbia Nash/Interscope
9	Bebe Rexha f/Florida Georgia Line	<i>Meant To Be</i>	BMLG/WBR
10	James Arthur	<i>Say You Won't Let Go</i>	Columbia

© 2018 Mediabase Research

# MEDIABASE® 2018 Year-End Airplay Charts

## Active Rock

Rank	Artist	Title	Label
1	<b>Godsmack</b>	<b><i>Bulletproof</i></b>	<b>BMG</b>
2	Bad Wolves	<i>Zombie</i>	Eleven Seven/E7LG
3	Theory Of A Deadman	<i>Rx (Medicate)</i>	Roadrunner/EMG
4	Shinedown	<i>Devil</i>	Atlantic
5	Greta Van Fleet	<i>Safari Song</i>	Lava/Republic
6	Three Days Grace	<i>The Mountain</i>	RCA
7	Ghost	<i>Rats</i>	Loma Vista/Concord
8	Pop Evil	<i>Waking Lions</i>	G&G/eOne
9	Papa Roach	<i>Born For Greatness</i>	Eleven Seven/E7LG
10	Royal Blood	<i>I Only Lie When I Love You</i>	Warner Bros./WBR

© 2018 Mediabase Research

## Alternative

Rank	Artist	Title	Label
1	<b>Lovelytheband</b>	<b><i>Broken</i></b>	<b>RED</b>
2	Foster The People	<i>Sit Next To Me</i>	Columbia
3	Imagine Dragons	<i>Whatever It Takes</i>	KidinaKorner/Interscope
4	Portugal. The Man	<i>Feel It Still</i>	Atlantic
5	Walk The Moon	<i>One Foot</i>	RCA
6	Portugal. The Man	<i>Live In The Moment</i>	Atlantic
7	AJR f/Rivers Cuomo	<i>Sober Up</i>	AJR Prod/SCurve-Hollywood
8	Alice Merton	<i>No Roots</i>	Mom + Pop/RED
9	Beck	<i>Up All Night</i>	Fonograf/Capitol
10	Panic! At The Disco	<i>Say Amen (Saturday Night)</i>	Fueled By Ramen/EMG

© 2018 Mediabase Research

# MEDIABASE® 2018 Year-End Airplay Charts

## Triple A

Rank	Artist	Title	Label
1	<b>Nathaniel Rateliff &amp; The Night Sweats</b>	<b><i>You Worry Me</i></b>	<b>Stax/Concord</b>
2	Alice Merton	<i>No Roots</i>	Mom + Pop/RED
3	Portugal. The Man	<i>Live In The Moment</i>	Atlantic
4	Beck	<i>Up All Night</i>	Fonograf/Capitol
5	Vance Joy	<i>Saturday Sun</i>	Atlantic
6	Lovelytheband	<i>Broken</i>	RED
7	Imagine Dragons	<i>Whatever It Takes</i>	KidinaKorner/Interscope
8	Nathaniel Rateliff & The Night Sweats	<i>A Little Honey</i>	Stax/Concord
9	Manchester Orchestra	<i>The Gold</i>	Loma Vista/Concord
10	Mt. Joy	<i>Silver Lining</i>	Dualtone

© 2018 Mediabase Research

## Christian AC

Rank	Artist	Title	Label
1	<b>Tenth Avenue North</b>	<b><i>Control (Somehow You Want Me)</i></b>	<b>Provident/PLG</b>
2	Cory Asbury	<i>Reckless Love</i>	Bethel Music
3	Mercyme F/John Reuben	<i>Grace Got You</i>	Fair Trade
4	Tobymac	<i>I Just Need U</i>	Forefront/Cap CMG
5	Lauren Daigle	<i>O'Lord</i>	Centricity
6	Zach Williams	<i>Fear Is A Liar</i>	Essential/PLG
7	Tauren Wells	<i>When We Pray</i>	Provident/PLG
8	Casting Crowns	<i>God Of All My Days</i>	Reunion/PLG
9	Zach Williams	<i>Old Church Choir</i>	Essential/PLG
10	Chris Tomlin	<i>Resurrection Power</i>	Sparrow/Cap CMG

© 2018 Mediabase Research



# MEDIABASE® 2018 Year-End Airplay Charts

## Gospel

Rank	Artist	Title	Label
1	<b>Koryn Hawthorne</b>	<b><i>Won't He Do It</i></b>	<b>RCA Inspiration</b>
2	Todd Dulaney	<i>Your Great Name</i>	eOne
3	Jekalyn Carr	<i>You Will Win</i>	Lunjeal Music Group
4	J.J. Hairston/ Youthful Praise	<i>No Reason To Fear</i>	eOne Music
5	William Murphy	<i>Everlasting God</i>	RCA Inspiration
6	Jonathan McCreynolds	<i>Not Lucky, I'm Loved</i>	eOne
7	Jermaine Dolly	<i>Serve</i>	Darkchild Gospel/ By Any Means
8	Bebe Winans	<i>He Promised Me</i>	Regimen
9	Travis Greene	<i>You Waited</i>	RCA Inspiration
10	Tasha Cobbs Leonard f/Nicki Minaj	<i>I'm Getting Ready</i>	Motown Gospel

© 2018 Mediabase Research

## Dance

Rank	Artist	Title	Label
1	<b>Loud Luxury f/Brando</b>	<b><i>Body</i></b>	<b>Armada</b>
2	MK	<i>17</i>	Ultra
3	Sultan + Shepard f/Nadia Ali/Iro	<i>Almost Home</i>	Armada
4	Calvin Harris & Dua Lipa	<i>One Kiss</i>	WBR-Columbia
5	Zedd/Maren Morris/Grey	<i>The Middle</i>	Columbia Nash/Interscope
6	Cash Cash f/Abir	<i>Finest Hour</i>	Big Beat/EMG
7	A. Madison/A. Crown/Rooverb	<i>Insanity</i>	Revealed Recordings
8	Avicii f/Rita Ora	<i>Lonely Together</i>	Geffen/Interscope
9	Marshmello & Anne-Marie	<i>Friends</i>	Warner Bros./WBR
10	PNAU	<i>Go Bang</i>	Aftercluv/UMLE

© 2018 Mediabase Research

# MEDIABASE® 2018 Year-End Airplay Charts

## Spanish Contemporary

Rank	Artist	Title	Label
1	<b>Nicky Jam &amp; J Balvin</b>	<b>X</b>	<b>Sony Music Latin/RCA</b>
2	Daddy Yankee	<i>Dura</i>	El Cartel
3	Shakira f/Nicky Jam	<i>Perro Fiel</i>	Sony Music Latin
4	Reik f/Ozuna/Wisin	<i>Me Niego</i>	Sony Music Latin
5	Luis Fonsi & Demi Lovato	<i>Echame La Culpa</i>	UMLE/Island/Republic
6	Maluma F/Nego Do Borel	<i>Corazon</i>	Sony Music Latin
7	Maluma	<i>El Prestamo</i>	Sony Music Latin
8	J Balvin f/Willy William/Beyonce	<i>Mi Gente</i>	PW/UMLE/Columbia-Republic
9	Enrique Iglesias F/Bad Bunny	<i>El Bano</i>	Sony Music Latin
10	Carlos Vives & Sebastian Yatra	<i>Robarte Un Beso</i>	Sony Music Latin

© 2018 Mediabase Research

## Regional Mexican

Rank	Artist	Title	Label
1	<b>La Arrolladora Banda El Limon</b>	<b><i>Entre Beso Y Beso</i></b>	<b>Disa/UMLE</b>
2	Raymix	<i>Oye Mujer</i>	Aftercluv/UMLE
3	Banda Sinaloense Ms De Sergio Lizarraga	<i>El Color De Tus Ojos</i>	Lizos
4	Christian Nodal	<i>Me Deje Llevar</i>	Fonovisa/UMLE
5	Banda Los Recoditos	<i>Tiempo</i>	Fonovisa/UMLE
6	Banda Sinaloense Ms De Sergio Lizarraga	<i>Tu Postura</i>	Lizos
7	Regulo Caro	<i>Como Vuelvo A Enamorarte</i>	Del
8	Ulices Chaidez Y Sus Plebes	<i>Que Bonito Es Querer</i>	Del
9	Calibre 50	<i>Mitad Y Mitad</i>	Andaluz/Disa/UMLE
10	Banda Carnaval	<i>Como No Adorarla</i>	Disa/UMLE

© 2018 Mediabase Research

# MEDIABASE® 2018 Year-End Airplay Charts

## Tropical

Rank	Artist	Title	Label
1	<b>Daddy Yankee</b>	<b><i>Dura</i></b>	<b>El Cartel</b>
2	Romeo Santos f/Ozuna	<i>Sobredosis</i>	Sony Music Latin
3	Maluma F/Nego Do Borel	<i>Corazon</i>	Sony Music Latin
4	Nicky Jam & J Balvin	<i>X</i>	Sony Music Latin/RCA
5	Luis Fonsi & Demi Lovato	<i>Echame La Culpa</i>	UMLE/Island/Republic
6	Becky G f/Bad Bunny	<i>Mayores</i>	Sony Music Latin
7	Zion & Lennox	<i>La Player (Bandolera)</i>	DimeloVi/Warner Latina
8	Victor Manuelle & Bad Bunny	<i>Mala Y Peligrosa</i>	Sony Music Latin
9	Romeo Santos f/Daddy Yankee	<i>Bella Y Sensual</i>	Sony Music Latin
10	J Balvin f/Willy William/Beyoncé	<i>Mi Gente</i>	PW/UMLE/ Columbia-Republic

© 2018 Mediabase Research

# 14

## Thank you for viewing the Buzzangle Music 2018 Year-End Report

---

### About Border City Media

Border City Media is a New York-based music technology company that has developed a unique set of services that radically change the way businesses analyze entertainment consumption and related trends.

Border City Media was founded by Jim Lidestri, previously President and Chief Executive Officer of Interliant, Inc., one of the industry's first application service providers.

**Website:** [BuzzAngleMusic.com](http://BuzzAngleMusic.com)  
**Contact:** [info@BorderCityMedia.com](mailto:info@BorderCityMedia.com)  
**Twitter:** @BuzzAngleMusic

### About BuzzAngle Music

BuzzAngle Music's charts and analytics offer data at a much more granular level and in a timelier manner than the most commonly used measurement of sales and streaming available up to this point, leading to an ability to produce trillions of unique charts daily, revolutionizing a slow, staid and stale aspect of the music industry.

Data is updated daily to reflect the previous day's sales and streaming activity in both the United States and Canada.