

MIZZOU FOOTBALL

Gameday Edition Notes

2002

COACHING STAFF

GARY PINKEL _____ Head Coach
Kent, '75 _____ 2nd Year at MU

DAVE CHRISTENSEN ★ _____ Asst. HC/Off. Coord./Off. Line
Western Washington, '85 _____ 2nd Year at MU

MATT EBERFLUS _____ Def. Coord./Secondary
Toledo, '93 _____ 2nd Year at MU

CORNELL FORD ★ _____ Outside Safeties
Toledo, '91 _____ 2nd Year at MU

ANDY HILL _____ Wide Receivers
Missouri, '85 _____ 7th Year at MU

BRIAN JONES _____ Running Backs
Connecticut, '81 _____ 2nd Year at MU

CRAIG KULIGOWSKI _____ Def. Line
Toledo, '91 _____ 2nd Year at MU

DAVE STECKEL ★ _____ Linebackers
Kutztown, '82 _____ 2nd Year at MU

BRUCE WALKER _____ Tight Ends/Asst. Off. Line
Central Washington, '83 _____ 2nd Year at MU

DAVID YOST ★ _____ Quarterbacks/Recruiting Coord.
Kent, '92 _____ 2nd Year at MU

★ — Gameday Location in Pressbox

TIGER NEWS & NOTES

#10 Kansas St. Wildcats (9-2, 5-2) at Missouri Tigers (5-6, 2-5)

November 23, 2002 — Columbia, Mo.

KICKOFF: 2:30 p.m. (central time).

STADIUM: Faurot Field/Memorial Stadium (68,349 — Natural Grass surface). Opened in 1927. MU is 210-157-20 there alltime, including 3-2 this season.

RADIO: Tiger Network (Mike Kelly, play-by-play/John Kadlec, color). Carried on 55 stations statewide, and on the Internet at www.mutigers.com.

TV: ABC (Regional). Sean McDonough, play-by-play, David Norrie, color, Jim Ressler, producer, Dick Buffinton, director.

RANKINGS (AP/ESPN-USA): Kansas State — 10/10. Missouri — Not Ranked.

SERIES: MU leads, 56-27-5 overall, but KSU has won 9 straight in the series, dating back to an MU 27-14 win in Columbia in 1992.

COACHES:

Missouri: Gary Pinkel (Kent, '75), 9-13 at MU (2nd year) and 82-50-3 overall (12th year). Pinkel is 0-1 vs. Kansas State and Bill Snyder.

Kansas State: Bill Snyder (William Jewell, '62), 114-51-1 at KSU (14th season) and overall. Snyder is 10-3 vs. Missouri and 1-0 vs. Gary Pinkel.

TIGERS LOOK TO BECOME BOWL ELIGIBLE VS. WILDCATS

The Missouri Tigers (5-6 overall, 2-5 in Big 12 Conference play) close the 2002 regular season this Saturday as they play host to the 10th-ranked Kansas State Wildcats (9-2, 5-2). Gametime is set for 2:30 p.m. at Faurot Field for the regionally-televised ABC telecast.

Mizzou is coming off a thrilling 33-27 double-overtime win at Texas A&M, just one week after the Aggies had beaten previously undefeated and #1-ranked Oklahoma in College Station. A win for the Tigers would make MU bowl eligible for the first time since 1998, and just the 3rd time in the last 19 seasons, dating back to 1984.

Kansas State is playing arguably the best football of any team in the country right now, as the Wildcats carry a four-game winning streak into Saturday's contest. K-State has beaten Baylor, Kansas, Iowa State and Nebraska by a combined 215-30 in its last 4 games. The Wildcats' only losses on the season were by 4 points at Colorado, and by 3 points at home to then-#8 Texas.

All Times Central Standard

2002 TIGER SCHEDULE & RESULTS

▲ — Homecoming

Date	MU Rank	Opponent (Rank) (TV)	Time/Result	Series Standing	Quick Facts
Aug. 31	—/—	Illinois (RV/RV) (ABC)	W, 33-20	MU, 12-7	Brad Smith wows in collegiate debut w/290 yds. of total offense
Sept. 7	RV/RV	Ball State	W, 41-6	MU, 1-0	27-point 3rd quarter propels MU to 2nd impressive win
Sept. 14	RV/RV	at Bowling Green	L, 51-28	BGSU, 3-1	Justin Gage sets school record w/16 catches for 236 yds
Sept. 28	—/—	Troy State	W, 44-7	MU, 1-0	Smith 350 yds of total offense; R.J. Jones ties MU record w/3 INTs
Oct. 5	—/—	Oklahoma (3/3) (Fox)	L, 31-24	OU, 61-23-5	Smith has personal-best 391 total yards and 3 TDs (2 rush, 1 pass)
Oct. 12	—/—	at Nebraska (RV/RV) (PPV)	L, 24-13	NU, 61-32-3	Tigers led 13-7 late in 1st half, but get held scoreless in 2nd half
Oct. 19	—/—	at Texas Tech (RV/—)	L, 52-38	Tied, 2-2	Brad Smith throws for 275 yds. and 3 TDs, but Tigers come up short
Oct. 26	—/—	▲ Kansas	W, 36-12	Tied, 51-51-9	Tigers outscore KU 22-6 in 2nd half to pull away for rivalry win
Nov. 2	—/—	at Iowa State (22/23)	L, 42-35	MU, 53-33-9	Marcus James' 80-yd punt return TD was first at MU in 12 seasons
Nov. 9	—/—	Colorado (18/21) (Fox)	L, 42-35 (ot)	MU, 35-29-3	MU erases 27-7 3rd-quarter deficit before dropping heartbreaker in OT
Nov. 16	—/—	at Texas A&M (RV/RV)	W, 33-27 (2ot)	A&M, 6-1	Abron rushes for season-high 126 yds and adds 2 TDs (1 rush/1 rec.)
Nov. 23	—/—	Kansas State (10/10) (ABC)	2:30 p.m.	MU, 56-27-5	KSU has won 9 straight since MU's last win in 1992

MEDIA INFO

FOOTBALL INFORMATION CONTACT:

Chad Moller

(W) 573/882-0712 (H) 573/474-6620

FAX 573/882-4720 (Cell) 573/268-3110

Faurot Press Box-573/882-7311 or 7312

E-Mail Address -- mollercc@missouri.edu

MEDIA SCHEDULE

AVAILABILITY OVERVIEW

Head Coach Gary Pinkel

- Monday, 10:40-10:50 a.m.
- Monday, 3:30-4:00 p.m.
- Tuesday & Wednesday, 10:30-11:15 a.m.
- Tuesday After Practice, 6:00 p.m.
- Postgame on Saturdays

Tiger Assistant Coaches

- Monday, 4:00-5:00 p.m.
- Postgame on Saturdays

Tiger Players

- Monday, 4:00-5:00 p.m.
- Postgame on Saturdays

SUNDAYS

•Updated MU game notes and stats are generally available by 7 p.m. To be included on the e-mail list (PDF version), please e-mail Chad Moller at the above address.

•Media player/coach interview requests for Monday media day must be submitted to Chad Moller (by phone/fax/e-mail) by NO LATER than 3:30 p.m.

MONDAYS

•Coach Gary Pinkel is available on the weekly Big 12 Conference Call, from 10:40 a.m. to 10:50 a.m. Call 913/981-5507 to participate.

•A weekly press briefing is scheduled for 3:30 p.m. with Coach Gary Pinkel in the Al Onofrio Team Meeting Room at the Taylor complex located on the southwest corner of the Stadium Boulevard and Providence Road intersection. Requested players and assistant coaches will be available in the lobby area outside of the football offices following Coach Pinkel's briefing, from 4-5 p.m.

TUESDAYS

•Coach Gary Pinkel is available for telephone interviews, by appointment, from 10:30-11:15 a.m. Appointments must be made in advance through Chad Moller the day prior.

•Coach Gary Pinkel will be available following practice for a group interview session near the practice fields outside the strength and conditioning complex.

•Practice is open to the media, and runs approximately from 3:30-6 p.m. Cameras are allowed from 3:30-4:30 p.m., and all media must stay behind the painted red line, for the safety of everyone.

WEDNESDAYS

•Coach Gary Pinkel is available for telephone interviews, by appointment, from 10:30-11:15 a.m. Appointments must be made in advance through Chad Moller the day prior.

STAKES ARE HIGH SATURDAY

After pulling their stirring upset win at Texas A&M last week, the Tigers have put themselves in position to accomplish what only 2 other MU teams have done from 1984-2001 — qualify for a bowl game.

A win Saturday vs. 10th-ranked Kansas State would improve Mizzou to 6-6 on the season, and would make the Tigers bowl eligible for the first time since 1998. MU went bowling in 1997 and 1998, and those were the only 2 Mizzou teams to play in a bowl game from 1984-2001.

Defeating Kansas State will certainly be quite a challenge, but the Tigers will be playing in the friendly confines of Faurot Field, where MU is 3-2 on the season. Mizzou's 2 losses came by 7 points apiece to then-#3 Oklahoma and in overtime to then-#18 Colorado.

SENIOR SENDOFF

As the last home game of the season, Saturday will mark the traditional Senior Day. Eighteen Tigers will be making their final Faurot Field appearance vs. Kansas State.

Here's a look at the 2002 senior class:

Pos.	Name	Hometown
CB	Gary Anthony	St. Louis, Mo.
DE	Antwaun Bynum	St. Louis, Mo.
LB	Terrell Coleman	Kansas City, Mo.
LB	Sean Doyle	Overland Park, Kan.
CB	Antoine Duncan	Denison, Texas
QB	Kirk Farmer	Jefferson City, Mo.
RV	Taurus Ferguson	St. Charles, Mo.
TE	Ben Fredrickson	Westminster, Calif.
WR	Justin Gage	Jefferson City, Mo.
OL	J.P. Hall	Jackson, Mo.
OL	Brian Heits	Tarkio, Mo.
TB	Jonathan Howard	Santa Cruz, Calif.
CB	R.J. Jones	Mountain View, Calif.
TB	T.J. Leon	Norman, Okla.
WR	Darius Outlaw	Powder Springs, Ga.
TB	Shan Schaffler	Huntsville, Mo.
OL	Wes Wilson	Kansas City, Mo.
DL	Keith Wright	Sacramento, Calif.

LAST TIME OUT

Missouri earned its first win in school history over Texas A&M with a hardfought 33-27 double-overtime thriller in College Station, Texas. The win was secured by freshman QB Brad Smith when he snuck in from 1 yard out in the 2nd overtime after Tiger CB Michael Harden intercepted A&M's Dustin Long on the Aggies' preceeding possession.

TALE OF THE TAPE

(Big 12 Ranking in Parenthesis)

MIZZOU	KANSAS STATE
404.64 (4)	409.73 (2)
194.45 (4)	267.82 (2)
27	47
210.18 (8)	141.91 (11)
17	11
32.73 (4)	46.36 (1)
441.00 (11)	248.73 (1)
159.09 (8)	74.73 (1)
20	6
281.91 (12)	174.00 (3)
17	9
28.55 (9)	11.55 (1)
+1.00 (3)	+1.00 (2)
16-5	33-15
6	5
21.43 (6)	24.63 (2)
13.07 (4)	13.80 (3)
37.50 (4)	38.40 (2)
22	34
21	19
29:46	30:41
42%	46%
48%	77%

Junior TB Zack Abron was a hero in OT, as he carried 4 straight times in the 2nd extra period for 24 yards to set up Smith's game winner. Abron bruised his way for gains of 7, 4, 2 and 11 yards in the 2nd OT, and ended the day with a season-high 126 yards rushing.

Mizzou entered the game as 9 1/2-point underdogs, largely due to the fact that A&M had beaten previously unbeaten and #1-ranked Oklahoma on the same Kyle Field turf the week before. But the Tigers showed early that they were not intimidated, as they drove 78 yards on the game's opening possession to take a quick 3-0 lead on a 20-yard field goal by Mike Matheny.

After A&M countered with a short field goal of their own, Mizzou scored consecutive TDs in the 2nd quarter, on a 9-yard run by TB Zack Abron and an 8-yard pass to Abron from Smith to take a 17-3 halftime lead. The first score was set up by a 22-yard punt return by Marcus James, while the latter capped a short 29-yard drive that was set up when Brandon Smith blocked an A&M punt.

The Aggies rallied to score consecutive short TD runs to tie the game at 17 apiece early in the 4th quarter, but the unflappable

TIGER ROSTER & QUICK FACTS/NOTES

PROBABLE OFFENSIVE STARTERS

Pos.	No.	Tiger	Ht.	Wt.	Cl.	Hometown	Note(s)
QB	16	Brad Smith	6-3	200	RS-Fr.	Youngstown, Ohio	Needs 1 yd. rushing to hit 2,000 passing & 1,000 rushing
TB	38	Zack Abiron**	5-10	225	Jr.	Lake St. Louis, Mo.	Ranks 1st in Big 12 & 8th in NCAA in scoring (10.2 ppg)
X-WR	12	Justin Gage***	6-4	210	Sr.	Jefferson City, Mo.	Is MU & Big 12 career leader in receptions (198) & yards (2,648)
H-WR	3	Darius Outlaw**	6-2	190	Sr.	Powder Springs, Ga.	Converted QB has 39 catches for 438 yds. in last 7 games combined
Z-WR	1	Marcus James**	5-8	170	Jr.	Liberal, Kan.	Has caught 9 passes for 91 yds. on the season
TE	93	Ben Fredrickson*	6-4	255	Sr.	Westminster, Calif.	Had career night at Texas Tech w/2 catches for 43 yds. & 1 TD (20 yds.)
WT	76	Rob Droege**	6-6	290	Jr.	St. Louis, Mo.	MU's top-graded lineman named 1st Team Academic All-District last week
WG	52	Tony Palmer	6-3	300	RS-Fr.	Midwest City, Okla.	Has started last 8 games at weakside tackle
C	70	A.J. Ricker**	6-4	295	Jr.	Klein, Texas	Rimington candidate has started 33 straight games
SG	58	Cliff Young*	6-2	295	Jr.	St. Louis, Mo.	Has 7 starts this season at strongside guard
ST	78	Scott Paffrath	6-5	290	So.	Trabuco Canyon, Calif.	Has helped pave way to MU's 32nd-ranked rushing offense

KEY OFFENSIVE RESERVES

Z-WR	2	Sean Coffey	6-6	220	RS-Fr.	Cleveland, Ohio	Led MU w/6 rec. for 88 yds. Sept. 28 vs. Troy State
QB	14	Kirk Farmer***	6-4	215	Sr.	Jefferson City, Mo.	Has started 14 games over the last 3 years at QB for the Tigers
TB	25	Tyrone Roberson*	5-10	190	So.	St. Louis, Mo.	Speedy back scored 1st career TD at Texas Tech
TB	30	T.J. Leon**	5-11	225	Sr.	Norman, Okla.	Had career highs w/17 carries for 104 yds. & 2 TDs vs. Kansas
TE	89	J.D. McCoy**	6-1	255	Jr.	Moore, Okla.	Caught 1st career TD at ISU on 6-yard reverse pass from Justin Gage

PROBABLE DEFENSIVE STARTERS

Pos.	No.	Tiger	Ht.	Wt.	Cl.	Hometown	Note(s)
DE	4	Antwaun Bynum*	6-2	245	Sr.	St. Louis, Mo.	Is 2 sacks shy of tying MU single-season record of 11
DT	77	Keith Wright*	6-2	275	Sr.	Sacramento, Calif.	Lombardi candidate leads MU w/23 TFLs
DT	99	C.J. Mosley	6-3	280	RS-Fr.	Ft. Leonard Wood, Mo.	Started Sat. at A&M; Has 12 tackles & 2 sacks in last 2 games
DE	28	Terrell Mills	6-2	240	So.	Raytown, Mo.	Made 1st career start Sat. at A&M; Had 2 tackles, incl. 1 TFL
LB	32	Sean Doyle***	6-0	235	Sr.	Overland Park, Kan.	Had 13 stops Sat. at A&M; Now ranks 6th on MU career tackles list (346)
LB	46	Henry Sweat	6-0	230	So.	Irving, Texas	Made 1st career start at A&M; Had 2 tackles on the day
WH	40	Jason Simpson	6-1	190	RS-Fr.	The Woodlands, Texas	Moved back into starting lineup at A&M; Had career-high 13 tackles at BGSU
RV	20	Taurus Ferguson*	5-11	205	Sr.	St. Charles, Mo.	HM All-Big 12 pick a year ago had 43-yd. INT ret. for TD vs. CU
S	36	Marcus King*	5-11	185	So.	Irving, Texas	Started Sat. at A&M & responded w/season-high 5 tackles
CB	26	Michael Harden**	5-11	180	Jr.	Kansas City, Mo.	OT hero at A&M as he grabbed INT to set up MU's winning TD
CB	45	A.J. Kincade	5-11	180	RS-Fr.	St. Louis, Mo.	Made 1st career start at A&M; Had career-high 5 tackles vs. Aggies

KEY DEFENSIVE RESERVES

CB	6	R.J. Jones*	6-0	165	Sr.	Mountain View, Calif.	Tied MU & Big 12 records w/3 INTs vs. Troy State
CB	7	Antoine Duncan***	5-10	185	Sr.	Denison, Texas	MU's active career leader in INTs w/ 6 career picks
FS	21	Brandon Barnes*	6-3	220	Jr.	Sikeston, Mo.	Forced a fumble vs. CU and added 4 tackles
LB	24	James Kinney*	6-0	230	So.	Kankakee, Ill.	MU's top tackler has 133 stops on the year; Had 13 stops & 1 FF vs. CU
WH	29	Gary Anthony***	6-0	200	Sr.	St. Louis, Mo.	Has started 3 games at the whip position
DL	73	Russ Bell	6-6	290	Jr.	Jefferson City, Mo.	3-time track All-American walk-on has started 7 games
DE	97	Atiyah Ellison	6-4	290	So.	St. Louis, Mo.	Recovered fumble at ISU that led to 7 MU pts.; Has started 9 of 11 gms.

SPECIALISTS

Pos.	No.	Tiger	Ht.	Wt.	Cl.	Hometown	Note(s)
PK	34	Michael Matheny	6-2	195	Jr.	Columbia, Mo.	Walkon has made 9-of-12 FGs and 31-of-32 PATs in last 8 games
P	13	Brock Harvey*	6-1	200	So.	Centertown, Mo.	Ranks 21st in NCAA w/punting average of 42.50
KR	86	Shirdonya Mitchell*	6-0	180	Jr.	Arlington, Texas	Had 89-yd. KO return at Texas Tech — longest at MU since 1976
PR	1	Marcus James**	5-8	170	Jr.	Liberal, Kan.	Ret. punt for 80-yd TD at ISU — MU's 1st since 1990

1ST DOWNS EARNED

Tiger	Rush	Pass	Rec.	Total
Smith	46	103	1	150
Abron	47	0	3	50
Gage	0	1	49	50
Outlaw	0	1	24	25
Leon	18	0	1	19
Omboga	0	0	11	11
Roberson	8	0	0	8
Farmer	2	4	0	6
Coffey	0	0	5	5
James	0	0	5	5
McCoy	0	0	4	4
Fredrickson	0	0	3	3
Crosby	0	0	1	1
Matthews	0	0	1	1
Mitchell	0	0	1	1

MU STARTING EXPERIENCE

OFFENSE

LINEMEN	'99	'00	'01	'02	Tot.
Ricker	RS	11	11	11	33
Droege	RS	0	8	11	19
Paffrath	—	RS	0	11	11
Palmer	—	—	RS	8	8
Gianino	—	RS	0	7	7
Young	RS	0	0	7	7

RECEIVERS *Started at Quarterback

Gage	0	6	11	11	28
Outlaw	DNP	7*	2*	8	17
James	—	0	7	6	13
Fredrickson	—	—	1	6	7
McCoy	—	1	0	4	5
Coffey	—	—	RS	2	2
Mitchell	—	—	0	2	2

QUARTERBACKS

Farmer	1	4	9	0	14
Smith	—	—	RS	11	11

BACKS

Abron	RS	4	9	10	23
Leon	2	INU	0	1	3

DEFENSE

LINEMEN	'99	'00	'01	'02	Tot.
Wright	—	0	11	11	22
Bynum	—	0	9	11	20
Ellison	—	—	—	9	9
Bell	—	—	—	7	7
Mosley	—	—	RS	4	4
Tarpoff	—	RS	1	1	2
Mills	—	RS	0	1	1

LINEBACKERS

Doyle	2	9	11	11	33
Kinney	—	RS	3	10	13
Sweat	—	RS	0	1	1

SECONDARY ^Started at Wide Receiver

Duncan	0	10	10	5	25
Ferguson	—	—	11	11	22
Anthony	0	6	6	3	15
Jones	—	—	8	6	14
Harden	—	—	4	10	14
Simpson	—	—	RS	8	8
King	—	RS	0	6	6
Barnes	RS	1^	0	5	6
Kincade	—	—	RS	1	1

Smith led MU on a brilliant 13-play, 88-yard drive to take the lead back at 24-17 with 8:40 left when he hit WR Justin Gage on a quick slant that Gage broke the distance for 32 yards.

After the teams traded punts, A&M took over one last time on their own 24 yardline with 3:42 left. A bizarre series of events, including an MU interception and subsequent fumble back to A&M by LB Sean Doyle, 2 pass interference penalties and 1 late hit call aided the Aggies, as they scored the game-tying TD with just 15 seconds left from 1 yard out.

In overtime, the teams traded a pair of 40-yard field goals in the first extra period. That set up Harden's heroics, as he stepped in front of a Long pass near the goal line on a 3rd-and-goal play from the 6-yardline in the 2nd OT.

CLOSE ONE FINALLY GOES TIGERS' WAY

Aside from the obvious fact that winning is nice, last Saturday's win at Texas A&M was very gratifying to those in the Tiger program due to the fact that MU has been oh-so-close this year to winning some big games. Four of MU's losses on the year have been games which could have gone either way.

Consider the following scenarios:

•Two weeks ago, Mizzou rallied from a 27-7 3rd-quarter deficit with some inspired play on both sides of the ball and took a 28-27 lead with 13 minutes left vs. #18 Colorado. After CU took a 35-28 lead with under 5 minutes to go, Tiger QB Brad Smith calmly led MU down the field for a tying score with under 2 minutes

left to force overtime. Things didn't work out in the extra period, as CU scored on its initial possession, and forced a Tiger fumble as it appeared MU was heading for a tying score.

•On Oct. 5th, Mizzou came back from a 17-point 3rd-quarter deficit against then-#3 Oklahoma, and took the lead in the 4th quarter, only to see OU score the winning TD on a fake field goal to beat MU, 31-24. A last-ditch MU drive that would have tied the game ended on downs deep in Sooner territory.

•On Oct. 12th in Lincoln, Mizzou came out of the gates strong, getting 3 of the game's 1st 4 scores. MU was leading Nebraska 13-7 late in the 2nd quarter, and had the ball deep in Husker territory, looking to increase its lead to 20-7. But the Tigers misfired on a 4th-and-2 play, and Nebraska seized all the momentum after that point, and scored a TD just before halftime to take a 14-13 lead. Mizzou's defense did not allow a TD to Nebraska in the 2nd half, but NU's DeJuan Groce had a back-breaking punt return for a TD, and the Huskers shut down the Tiger offense in the 2nd half to post a 24-13 win that very easily could have gone MU's way.

•Three games ago, Mizzou came back from a 13-point 2nd-quarter deficit on the road against #22 Iowa State, only to see the Cyclones put together a 93-yard drive and score the winning TD with just 32 seconds left. MU led midway through the 3rd quarter, and tied the game at 35 apiece with 10:26 left to play on Marcus James' 80-yard punt return for a TD.

First Down Play Selection

Team	RUSHES.....						PASSES.....					
	Total Chances	# of Rushes	Pct. of Rushes	Yds. Gained	Avg. Gain	# of 10-yd. Plays	# of Passes	Pct. of Passes	Yds. Gained	Avg. Gain	# of 10-yd. Plays	
Mizzou	350	216	61.7%	929	4.3	22	134	38.3%	935	7.0	36	
Opp.	388	229	59.0%	986	4.3	27	159	41.0%	1346	8.5	51	

Third Down Efficiency

3rd Down and.....													
Team	1	2	3	4	5	6	7	8	9	10	11-14	15-19	20+
Mizzou	7-13	15-21	7-12	5-13	6-11	5-13	11-18	4-15	2-10	7-16	2-18	3-11	0-3
Opp.	14-16	6-12	8-13	8-16	5-15	4-10	1-9	5-17	5-13	2-20	5-11	0-13	0-2

Fourth Down Efficiency

4th Down and.....													
Team	1	2	3	4	5	6	7	8	9	10	11-14	15-19	20+
Mizzou	4-6	2-5	—	3-3	—	0-1	0-2	0-1	0-1	0-1	1-2	—	1-1
Opp.	5-7	1-1	1-1	1-3	1-2	—	0-1	2-2	—	1-2	—	—	0-1

SMITH NEEDS JUST 1 RUSHING YARD FOR RARE 2,000/1,000 COMBO

Redshirt freshman QB Brad Smith is nearing a statistical accomplishment that has been achieved only once previously in NCAA Division I history.

Smith enters the Kansas State game needing just 1 rushing yard to reach 1,000 for the season. If he reaches that, he will become only the 2nd player in NCAA Division I history to throw for 2,000 yards and rush for 1,000 yards in the same season.

With a 209-yard passing performance two games ago against Colorado, Smith broke the 2,000-yard passing plateau. After the A&M game, he now has 2,207 yards passing on the season, which ranks 3rd best on the MU single-season top-10 list.

He entered the A&M game needing 95 rushing yards to get to 1,000, but came up just 1 yard short on the day, as he carried 26 times for 94 yards and 1 TD.

The only other player to accomplish the 2,000/1,000 combo was Woody Dantzler of Clemson, who set the standard last season, when he threw for 2,360 yards and rushed for 1,004 yards in 2001.

THE BRAD SMITH SHOW

At the risk of turning these notes into “all Brad, all the time,” we just can’t say enough about the play of freshman QB Brad Smith.

Smith continued his incredible season last week, as he amassed 265 more yards of total offense on the day (171 passing, 94 rushing), in leading MU to an historic win at Texas A&M. With the victory, he becomes the 1st Tiger QB to ever beat the Aggies.

He threw for 2 TDs and ran for the game-winner on a 1-yard QB sneak in the 2nd overtime, and now has 15 passing TDs and 7 rushing scores on the season.

Smith has been his best of late, as he has a passing efficiency mark of 144.97 in his last 5 games, and an amazing 10-to-1 TD-to-INT ratio in that same stretch. Here’s a comparison look at his play now to earlier in the year:

Category	1st 6	Last 5
Passing Efficiency	105.02	144.97
Passing TDs	5	10
Interceptions	4	1
Completion %	52.7%	59.1%
Passing Yards	1,176	1,031
Passing YPG	196.0	206.2

MORE SMITH BANTER

Just how good of a season is Tiger redshirt freshman QB Brad Smith having? While we’re a bit biased, we like to think he’s having the best year of any freshman in the nation. Certainly, Ohio State has a great one in TB Maurice Clarett, but Smith’s numbers show that he is unquestionably the nation’s most versatile player.

Take a quick look at where Smith ranks among the nation’s freshmen in various statistical categories:

- 1st in total offense (291.5 ypg);
- 1st in points responsible for (12.0 ppg);
- 3rd in pass efficiency (121.0 rating);
- 4th in rushing (90.8 ypg).

While Smith will likely fall short of the NCAA record for total yards by a freshman (3,827 by Kentucky’s Jared Lorenzen in 2000), it’s still arguable that he’s having one of the most impressive freshman seasons on record.

HE’S BRAD, HE’S NATIONWIDE

Brad Smith has caught the eye of virtually everyone with his stellar play this season.

Just last week, he earned some high praise from national outlets:

•Gene Wojciechowski of *ESPN The Magazine* listed his 2003 Heisman finalists in this order:

- Ohio State RB Maurice Clarett
- Missouri QB Brad Smith**
- Miami RB Willis McGahee
- Florida QB Rex Grossman
- Auburn RB Cadillac Williams

•*Collegefootballnews.com* ranked the top-20 quarterbacks so far this season, and here’s a look at the rankings:

1. Jasson Gesser, Washington St.
2. Brad Banks, Iowa
3. Carson Palmer, USC
4. Kliff Kingsbury, Texas Tech
5. Byron Leftwich, Marshall
6. Josh Harris, Bowling Green
7. Ken Dorsey, Miami
- 8. Brad Smith, Missouri**

OTHERS

12. Seneca Wallace, Iowa St.
13. Chris Simms, Texas
14. Rex Grossman, Florida

BIG 12 CONFERENCE STANDINGS

NORTH DIVISION

Team	Big 12	Overall
Colorado	6-1	8-3
Kansas State	5-2	9-2
Iowa State	4-4	7-5
Nebraska	3-4	7-5
MISSOURI	2-5	5-6
Kansas	0-8	2-10

SOUTH DIVISION

Team	Big 12	Overall
Oklahoma	5-1	9-1
Texas	5-2	9-2
Texas Tech	5-2	8-4
Oklahoma State	3-3	5-5
Texas A&M	3-4	6-5
Baylor	1-6	3-8

Last Week’s Results

at Kansas State 49, Nebraska 13
Missouri 33, at Texas A&M 27 (2 OT)
at Texas Tech 42, Texas 38
at Colorado 41, Iowa State 27
Oklahoma 49, at Baylor 9
Oklahoma State 55, at Kansas 20

Upcoming Schedule

Saturday, Nov. 23rd

- Kansas State at Missouri, 2:30 p.m. (ABC)
- Texas Tech at Oklahoma, 6 p.m. (TBS)
- Connecticut at Iowa State, TBA
- Baylor at Oklahoma State, TBA

MU BY THE NUMBERS

	2002	Under Pinkel
Home Games	3-2	5-6
Road Games	1-4	3-7
Neutral Games	1-0	1-0
vs. Big 12	2-5	5-10
vs. Big 12 North	1-3	2-7
vs. Big 12 South	1-2	3-3
vs. Non-Conference	3-1	4-3
vs. Ranked Teams	0-3	0-6
vs. Non-Ranked Teams	5-3	9-7
August	1-0	1-0
September	2-1	3-3
October	1-3	3-5
November	1-2	2-5
December	0-0	0-1
MU Rushes for 230 Yds.	5-1	7-1
MU Rushes for 229 or less	0-5	2-12
MU Ind. Rushes for 100 Yds.	5-1	8-4
Opp. Rushes for 150 Yds.	1-4	1-11
Opp. Rushes for 149 or less	4-2	8-2
Opp. Ind. Rushes for 100 Yds.	1-3	2-10
MU Outrushes Opp.	5-2	9-3
Opp. Outrushes MU	0-4	0-10
MU Passes for 200 Yds.	2-4	5-4
MU Passes for 199 or less	3-2	4-9
MU Ind. Passes for 300 Yds.	0-1	1-1
Opp. Passes for 200 Yds.	4-5	7-8
Opp. Passes for 199 or less	1-1	2-5
Opp. Ind. Passes for 300 Yds.	0-4	0-5
MU Has More Passing Yds.	1-2	5-5
Opp. Has More Passing Yds.	4-4	4-8
MU Has More Total Yds.	5-1	9-2
Opp. Has More Total Yds.	0-5	0-11
When Scoring First	4-1	6-5
Ahead at Half	5-0	6-0
Behind at Half	0-6	2-12
MU Wins Turnover Margin	5-2	7-4
Opp. Wins Turnover Margin	0-1	1-5
Same # of TOs	0-3	1-4
Make 0-1 TOs	2-5	4-9
Make 3 or More TOs	0-1	0-3
Score 10 or Fewer pts.	0-0	0-3
Score 11-19 pts.	0-1	0-4
Score 20-29 pts.	0-2	0-3
Score 30 or More pts.	5-3	9-3
Allow 10 pts. or Less	2-0	3-0
Allow 11-19 pts.	1-0	1-0
Allow 20-29 pts.	2-1	3-4
Allow 30 or More pts.	0-5	2-9
Overtime	1-1	2-1
Day Games	4-3	6-9
Night Games	1-3	3-4
On ABC	1-0	1-0
On Fox Sports Net	0-2	0-4
On TBS	0-0	0-0
GAMES DECIDED BY...		
3 pts. or Less	0-0	1-0
4-10 pts.	1-3	2-5
11 pts. or More	4-3	6-8

TIGERS LEAD NATION IN FEWEST TURNOVERS

Mizzou enters Saturday's contest vs. Kansas State as the nation's leader in fewest number of turnovers committed — a pretty remarkable feat in and of itself, but even more amazing considering the fact that a freshman QB is running the show offensively.

Through 11 games, the Tigers have turned the ball over just 11 times (6 interceptions & 5 fumbles), a number which leads all 117 D-I schools. Here's a look at the top 5:

Rank	School	Turnovers
1.	MIZZOU	11
2.	Toledo	12
	West Virginia	12
	Wisconsin	12
5.	2 Tied With	13

At the risk of throwing a jinx on the proceedings, the Tigers are on pace to establish a school record for fewest number of turnovers in a season and fewest fumbles lost in a season. Head Coach Gary Pinkel's 2001 squad ranks 3rd on the chart, with 16 turnovers. Here's a look:

Rank	Season	Turnovers
1.	1998	14
2.	1965	15
3.	2001	16

The MU record for fewest fumbles lost in a season is 7. That was achieved twice, in 1994 and again last year by Pinkel's 2001 squad.

Incidentally, 2 of Pinkel's teams at Toledo led the nation in turnover margin.

NEW-LOOK DEFENSE STEPS UP

Mizzou's defense underwent some personnel changes last week at Texas A&M, and the results were very pleasing to Tiger coaches, as the defense made some very big plays on the day that contributed quite heavily to MU's landmark win.

Six new starters were inserted into the lineup at A&M, including 3 Tigers who earned their 1st career starts.

New starters included DE Terrell Mills, FS Marcus King, OS Jason Simpson, CB A.J. Kincade, DT C.J. Mosley and LB Henry Sweat. Mills, Kincade and Sweat all made their 1st career starts, while the other 3 returned to the starting lineup.

The new-look unit proved to be dominant against the run, holding A&M to a season-low 36 yards rushing on 31 attempts — just 1.2 yards per carry. MU gave up just 1 rush of 10

yards or more to the Aggies on the day (a 15-yarder).

Eight different Tigers had tackles for loss, and the MU defense forced 3 Aggie turnovers on the day. The defenders held A&M to just 3 points in the 1st half, and that marked the 1st time that MU has held an opponent out of the endzone in the 1st half since MU led Troy State 21-0 at halftime on Sept. 28th in Columbia.

Mizzou held A&M to just 3-of-13 on 3rd down situations (23.1%).

GAGE COMES UP HUGE AT A&M; SETS MU SINGLE-SEASON MARK

All-American WR candidate Justin Gage was brilliant in his play last Saturday at Texas A&M. The senior wideout caught 7 passes on the day for 123 yards and 1 TD.

The 7 catches gave him 80 for the season, and that broke the MU single-season record of 75, which was set by former standout Victor Bailey in 1992.

All 7 of his catches went for 1st downs against the Aggies, including 2 straight clutch 3rd-down grabs on MU's 4th-quarter drive that gave the Tigers a 24-17 lead.

The last of those catches was a short screen route that Gage turned into a 32-yard catch-and-run TD behind some nice blocking. That marked his 9th receiving TD of the season, which tied the MU single-season record.

Gage also continues to up his current MU and Big 12 career records in receptions and receiving yardage with every catch. He now has 198 career catches for 2,648 yards.

ABRON BULLS WAY TO BIG DAY

Junior TB Zack Abron was a man among boys Saturday at Texas A&M, as he bulled his way for a season-high 126 yards on 27 carries.

Abron scored consecutive TDs in the 2nd quarter — the 1st on a 9-yard run, the 2nd on an 8-yard swing pass in which he broke several tackles — to put MU out in front by a 17-3 margin.

But he saved his best for last, as Abron keyed MU's overtime win when he carried 4 consecutive times in the 2nd overtime for 24 yards to set up QB Brad Smith's game-winning 1-yard TD. Abron had consecutive gains of 7, 4, 2 and 11 yards in the 2nd OT period.

All of this came after he left the game

momentarily in the 1st quarter after tweaking his already banged up left knee — the same knee that forced him to miss half of MU's game at Texas Tech, and all of the next game at home vs. Kansas.

His 2 TDs gave him 17 for the season (15 rush, 2 rec.), and that leaves him just 1 shy of the MU single-season record of 18 held by Devin West (1998) and Bob Steuber (1942). Abron enters the KSU game ranked 1st in the Big 12 Conference, and 8th in the NCAA, with a scoring average of 10.2 points per game.

WRIGHT WAS ALL WRONG FOR A&M

All-America and All-Big 12 candidate Keith Wright spent so much time in the Texas A&M backfield last Saturday, that he should have just lined up at running back.

The senior lineman was MU's defensive player of the game, as he spearheaded a run defense that held A&M to a season-low 36 yards rushing on 31 carries.

Wright was a constant thorn in the side of the Aggies, as he registered a career-best 4 tackles for loss on the day, and ended with 10 tackles overall. He tacked on 2 QB hurries for good measure.

Wright currently has a Big 12-leading 23 tackles for loss heading into the KSU game. Through games of Nov. 2nd, he ranked 3rd in the NCAA in that category.

SCHEDULE NOTES

Mizzou's schedule currently ranks 24th-toughest in the nation, according to the NCAA stats, based on its opponents' cumulative records. MU's foes have a combined record of 72-53-0, for a winning percentage of 57.6%.

All told, 5 of MU's 6 losses on the year have come at the hands of teams that are either currently ranked or receiving votes. The Tigers have dropped contests to current #4-ranked Oklahoma, #16 Colorado, and #24 Texas Tech, and to Bowling Green, and Iowa State, both of whom are currently receiving votes in the coaches' poll.

CLOSING THE GAP VS. RANKED TEAMS

No-one associated with the Tiger program is satisfied with moral victories, but us PR-types wouldn't be doing our job if we didn't point out that Mizzou is pulling closer to the premier

teams, as evidenced by close calls this season to ranked Oklahoma, Iowa State and Colorado.

MU's average margin of defeat against those ranked teams was just 7.0 per game, as the Tigers have lost by exactly 7 in each instance.

That's a huge improvement over the average margin the Tigers have dealt with against ranked foes in the previous 3 seasons, dating back to 1999. Here's a comparison:

Year	Ranked Opponents	Avg. Margin
2002	Okl.; Iowa St.; Colo.	-7.0
2001	Neb.; Texas; Colo.	-22.0
2000	Clemson; Mich. St.; Neb.; Texas; Kan. St.	-22.4
1999	Neb.; Kansas St.	-48.0

OFFENSIVE FIREWORKS

Mizzou is one of the more improved offensive units around, when comparing this year's numbers through 11 games to last year's 11-game production.

MU's 360 points ranks as the 3rd-highest in single-season school history. Here's a look at the list:

TEAM POINTS

Rank/Team	Pts.	Avg.
1. 1997 Team	368	33.5
2. 1969 Team	362	36.2
3. 2002 Team	360	32.7
4. 1978 Team	348	31.6

Here's a quick comparison of the numbers from last year to this year:

Category	2002 (11 gms.)	2001 (11 gms.)
Scoring Offense	32.7	21.8
Rushing Yards	194.5	167.4
TDs Rushing	27	11
Passing Yards	210.2	172.3
Pass Completion %	55.3%	47.0%
Pass Efficiency	122.28	99.45
TD-to-INT Ratio	2.8-to-1	1.8-to-1
Total Offense	404.6	339.6
3rd Down Conversions	42%	35%
Avg. Time of Possession	29:46	27:20

Here's a comparison look at the scoring breakdown per quarter from 2002 to 2001:

SCORING PER QUARTER COMPARISON

2002	1st	2nd	3rd	4th*	TOT
MIZZOU	65	87	111	97	360
OPP	78	80	85	71	314

* Includes OT Scoring

2001%	1st	2nd	3rd	4th*	TOT
MIZZOU	29	95	56	60	240
OPP	48	89	81	112	330

MU INDIVIDUAL CAREER RECORDS

RECEPTIONS

1. Justin Gage	'99-02	198
2. Kenny Holly	'90-93	151
3. Victor Bailey	'90-92	128
4. Brian Saltee	'91-94	119
5. Linzy Collins	'89-90	102

RECEIVING YARDAGE

1. Justin Gage	'99-02	2,648
2. Victor Bailey	'90-92	2,144
3. Linzy Collins	'89-90	1,760
4. Kenny Holly	'90-93	1,708
5. Mel Gray	'68-70	1,491

QB SACKS

1. Justin Smith	'98-00	22.5
2. Rick Lyle	'90-93	18
3. Bobby Bell	'81-83	17
Steve Martin	'92-95	17
5. Antwaun Bynum	'00-01	16

SCORING

1. Corby Jones	'95-98	228
2. Jeff Jacke	'88-92	225
3. Bob Steuber	'40-42	222
4. Tom Whelihan	'84-87	191
5. Brock Olivo	'94-97	188
6. Devin West	'95-98	174
7. Zack Abron	'00-02	168
8. Tim Gibbons	'74-76	166
9. James Wilder	'78-80	144
10. Greg Hill	'71-73	140

RUSHING YARDAGE

1. Brock Olivo	'94-97	3,026
2. Devin West	'95-98	2,954
3. Darrell Wallace	'84-87	2,607
4. Corby Jones	'95-98	2,533
5. James Wilder	'78-80	2,357
6. Joe Moore	'68-70	2,244
7. Tommie Stowers	'86-89	2,077
8. Zack Abron	'00-02	2,036
9. Bob Steuber	'40-42	2,030
10. Mel West	'58-60	1,848

MU's LONGEST SCRIMMAGE PLAYS

Length	Description
75 (TD)	Smith run vs. Kansas
62 (TD)	Gage catch (Smith) vs. Kansas
55 (TD)	Outlaw catch (Smith) at Iowa St.
53 (TD)	Gage catch (Smith) at Texas Tech
51	Smith run vs. Troy St.
48	Abron run at Nebraska
46	Gage catch (Smith) vs. Oklahoma
41	Fredrickson catch (Smith) at Iowa St.
41	Outlaw catch (Smith) vs. Colorado
39 (TD)	Smith run vs. Ball St.
39	Smith run vs. Illinois
38	Gage catch (Smith) at Bowling Green
38	Smith run at Iowa St.
37	Smith run vs. Oklahoma
35	Gage catch (Smith) at Bowling Green
35	Coffey catch (Smith) vs. Troy St.
34	Smith run vs. Ball St.
33	Gage catch (Smith) at Texas A&M
33	Abron run vs. Oklahoma
33	Omboga catch (Smith) vs. Ball St.
32 (TD)	Gage catch (Smith) at Texas A&M
31	Smith catch (Outlaw) at Texas Tech
31	Smith run vs. Oklahoma

MU's LONGEST RETURNS

Length	Description
89	Mitchell kickoff return at Texas Tech
80 (TD)	James punt return at Iowa St.
52	Ferguson kickoff return vs. Kansas
48	James punt return vs. Kansas
46 (TD)	Kinney fumble return vs. Illinois
45	Mitchell kickoff return at Iowa St.
43 (TD)	Ferguson interception return vs. Colorado
39	Jones interception return vs. Troy St.
36	Roberson kickoff return at Texas Tech
33	Roberson kickoff return at Bowling Green
30	Mitchell kickoff return vs. Colorado
28	Whitney kickoff return vs. Ball St.
27	Roberson kickoff return vs. Ball St.
25	Ferguson kickoff return vs. Ball St.
25	Barnes interception return vs. Ball St.
25	James kickoff return at Bowling Green

MU's DEFENSIVE SCORES

Length	Description
46 (TD)	Kinney fumble return vs. Illinois
43 (TD)	Ferguson interception return vs. Colorado
14 (TD)	Kinney interception return vs. Troy St.
Safety	Wright sack of QB in endzone vs. Kansas

MU-KANSAS STATE SERIES NOTES

Missouri and Kansas State will meet for the 89th time when they take the field Saturday in Columbia. The Tigers hold a commanding 56-27-5 advantage in the overall series, and the 56 wins is the most that MU owns over any opponent.

Unfortunately for Tiger fans, the Wildcats have owned the series of late, as KSU carries a 9-game winning streak over Mizzou into Saturday. MU's last win in the series was a 27-14 triumph in Columbia in 1992.

K-State has won those 9 games by an average score of 34.1 to 12.4, but 3 of the 4 games played in Columbia in that stretch have been decided by 6 points each or less:

2000	___	KSU 28, MU 24	___	Columbia
1998	___	KSU 31, MU 25	___	Columbia
1994	___	KSU 21, MU 18	___	Columbia

IF IT GOES OVERTIME

Mizzou improved to 5-3 alltime in overtime games, after Saturday's 33-27 double-overtime win at Texas A&M.

Here's a quick glance at each of those affairs:

Year	Opponent (Rank)	Result	#OTs
1996	Oklahoma State	W, 35-28	OT
1996	at Baylor	W, 49-42	3-OT
1997	at Oklahoma State (12)	W, 51-50	2-OT
1997	Nebraska (1)	L, 45-38	OT
1999	at Colorado	L, 46-39	OT
2001	at Oklahoma State	W, 41-38	3-OT
2002	Colorado (18)	L, 42-35	OT
2002	at Texas A&M	W, 33-27	2-OT

Interestingly, MU Head Coach Gary Pinkel won the very first overtime game played in Division I history when his Toledo team beat Nevada, 40-37, in the 1995 Las Vegas Bowl. The overtime rule was put into effect for that bowl season, and has been in use ever since.

Pinkel is now 4-1 alltime in his career in overtime games, including 2-1 at Mizzou.

COMEBACK KIDS

While Mizzou hasn't won any of its matchups against ranked teams this season, the Tigers have proven to be quite resilient in each game, as they've staged impressive comebacks from double-digit deficits against #3 Oklahoma, #22 Iowa State and #18 Colorado.

Here's a quick look at the scenarios:

Opp.	MU Deficit	MU Leads	Final Score
Oklahoma	23-7 (3rd)	24-23 (4th)	OU, 31-24

at Iowa St.	27-14 (2nd)	28-27 (3rd)	ISU, 42-35
Colorado	27-7 (3rd)	28-27 (4th)	CU, 42-35 OT

YOUTH BEING SERVED

While the "glass half-empty" crowd will point to MU's 5-6 record, what those people fail to realize is that Missouri is a young team overall. Even though MU Head Coach Gary Pinkel would never offer that as an excuse, it is a legitimate fact to point out.

For example, MU's offense has just 6 seniors listed among its 2-deep, including 3 starters. The entire starting offensive backfield and offensive line will return in 2003.

On defense, MU will lose 4 players who are currently listed as starters heading into the KSU game, and there's only 7 seniors overall among the defenses' 22 players on the 2-deep.

Even MU's special teams will return next year, as 1st-string punter Brock Harvey (sophomore), placekicker Mike Matheny (junior), punt returner Marcus James (junior), kick returner Shirdonya Mitchell (junior) and deep snapper Zach Strom (sophomore) will all be back in the fold next season.

GOHSLER FILLS IN NICELY

An unsung hero in last Saturday's win at Texas A&M was junior punter Todd Gohsler. Gohsler was forced into emergency duty last week when sophomore Brock Harvey, who was ranked among the NCAA's top-25 punters, was injured during a punting drill in practice.

With Harvey out for an indeterminable amount of time, Gohsler got his first playing time of the season, and he came through quite nicely for the Tigers, as he averaged 38.8 yards on 4 punts.

Gohsler's first punt was a 36-yarder, and he even made the tackle, forcing A&M's return man out of bounds. His 2nd punt of the day was a beauty that was downed inside A&M's 5-yardline.

He last 2 punts traveled 42 and 45 yards, respectively, and the Aggies averaged just 6.0 yards on 2 punt returns for the day.

GAGE BECOMING A BROKEN RECORD

Death, taxes and a receiving record broken by Justin Gage. That's how routine it's seemingly become for the Tiger WR, as he's broken a record with virtually each game he's played.

"12-Gage", as he's nicknamed, has had 2 straight stellar performances. He's coming off a 123-yard, 7-catch outing at Texas A&M in which all 7 of his catches went for 1st downs. In the 4th quarter, he took a short screen pass from QB Brad Smith, and outran everyone to the endzone for a 32-yard score that put the Tigers up 24-17 with just 8:40 left in the game.

As mentioned previously, Gage's 7 catches gave him 80 for the season, which broke the previous MU single-season record of 75. His current season total of 1,019 yards is 2nd on the school single-season list. He needs 192 yards Saturday against K-State to break that record, which is virtually the only school receiving record the converted QB doesn't yet own.

Prior to A&M, Gage had one of his best performances of the year. He grabbed 9 balls for 108 yards and 2 TDs at home vs. #18 Colorado, as he made clutch catch after clutch catch.

Gage made a huge play when he leaped high in the back of the endzone to snag a 27-yard TD pass from Brad Smith on a 3rd-and-17 in the 3rd quarter. That play ignited MU on a 21-point run that took the Tigers from a 27-7 deficit to a 28-27 lead. Gage caught a 10-yard TD pass from Smith that gave MU that lead with 13:16 left in the game.

The Jefferson City, Mo., native later came up big on MU's drive that sent the game into overtime. He first caught an 11-yard slant on 4th-and-4 from the CU 36. On the next play, he played defender and broke up a pass that CU defender Roderick Sneed almost picked off.

With each catch, Gage continues to add to his Big 12 record receptions and receiving yardage totals. He now has 2,648 career yards entering Saturday's game vs. KSU, which broke the old standard of 2,389 set by Aaron Lockett of Kansas State from 1998-2001.

Gage caught 4 passes recently for 77 yards and 1 TD vs. Kansas. His TD, a career-long 62-yarder from Brad Smith, gave him 15 receiving TDs for his career, which broke the MU record of 14, held by former standout Mel Gray (1968-70). He now has 18 career TD receptions.

Gage also broke the Big 12 Conference career receptions mark in the Kansas game, as he upped his career total to 176. That surpassed

the old standard of 174 set by Texas' Kwame Cavil from 1997-99. He enters the KSU game with 198 career grabs.

The converted QB has already broken MU career records for receptions and receiving yards. He has also this season set school single-game marks for catches (16) and yards (236), both coming at Bowling Green.

GAGE HAS 33-GAME STREAK ALIVE

Yet one more record that Gage holds revolves around consecutive games with a reception. He carries a streak of 33 straight games with at least 1 catch into Saturday's game with Kansas State.

Gage has caught a pass in every game in which he's lined up as a wideout for the Tigers — 11 as a sophomore in 2000, 11 more as a junior in 2001 and all 11 games during the 2002 campaign.

The previous MU record was 28, held by Kent Layman, from 1997-99.

HAIL TO THE CHIEF

Mizzou Head Coach Gary Pinkel had a big day last Saturday at Texas A&M. In addition to getting the exciting win vs. the Aggies (which gives him the distinction of winning games at A&M and at Penn State [in 2000 while at Toledo] — two of the toughest places to play in the nation), he got to meet someone special prior to the game.

During pre-game warmups, Pinkel got to meet former President George H.W. Bush, who is a Texas A&M graduate. Despite the fact that the former President was all decked out in his alma mater's maroon garb, the two had a civil conversation.

JAMES EARNS BIG 12 HONOR

Marcus James might be the least imposing man on the Missouri roster, from a physical standpoint. The 5-foot-8 scatback certainly doesn't intimidate anyone with his size.

But he does strike fear in the hearts of opposing kicking games, and James struck gold with an historic play for Mizzou recently at Iowa St.

With MU trailing, 35-28, in the 4th quarter, James fielded an ISU punt at the left hashmark on the Tiger 20. He scooted right to find his wall of blockers, and raced down the right side-

TIGER FACT-OF-THE-GAME

• Freshman QB Brad Smith is just 44 yards in total offense shy of reaching MU's top-10 CAREER list in that category. He has already amassed an MU-record 3,206 yards in 11 games, and ranks 2nd in the Big 12 & 8th in the NCAA, averaging 291.4 ypg.

MU IN THE BIG 12/ NCAA RANKINGS

(Thru Games of Nov. 16)

TEAM STATISTICS

Category	Big 12	NCAA	Stat
Scoring Offense	4th	22nd	32.73
Scoring Defense	9th	74th	28.55
Rushing Offense	4th	32nd	194.45
Rushing Defense	8th	65th	159.09
Passing Offense	8th	63rd	210.18
Passing Defense	12th	112th	281.91
Pass Eff. Offense	7th	n/a	122.24
Pass Eff. Defense	9th	80th	131.96
Total Offense	4th	28th	404.64
Total Defense	11th	104th	441.00
Kickoff Returns	6th	36th	21.43
Punt Returns	4th	22nd	13.07
Net Punting	4th	13th	37.50
Turnover Margin	3rd	15th	+1.00

INDIVIDUAL STATISTICS

Rushing	Big 12	NCAA	Yds/G
Brad Smith	6th	46th	90.82
Zack Abnon	9th	70th	75.10
Pass Efficiency	Big 12	NCAA	Effic.
Brad Smith	9th	66th	121.02
Total Offense	Big 12	NCAA	Yds/G
Brad Smith	2nd	8th	291.45
All Purpose	Big 12	NCAA	Yds/G
Brad Smith	14th	n/a	94.09
Justin Gage	15th	n/a	93.36
Receptions	Big 12	NCAA	Rec/G
Justin Gage	2nd	7th	7.27
Darius Outlaw	11th	93rd	4.00
Receiving Yards	Big 12	NCAA	Yds/G
Justin Gage	2nd	18th	92.55
Scoring	Big 12	NCAA	Pts/G
Zack Abnon	1st	8th	10.20
Punting	Big 12	NCAA	Avg.
Brock Harvey	4th	21st	42.50
Interceptions	Big 12	NCAA	Int/G
R.J. Jones	14th	n/a	.27
Punt Returns	Big 12	NCAA	Avg.
Marcus James	5th	21st	13.63
Field Goals	Big 12	NCAA	FG/G
Mike Matheny	9th	73rd	.82

SCRIMMAGE PLAYS OF 20 YARDS OR MORE

By Tiger Individuals

Tiger	Rush	Pass	Rec.	Total*
Smith	14	30	1	45
Gage	0	0	17	17
Outlaw	0	1	6	7
Omboga	0	0	4	4
Abron	4	0	0	4
Fredrickson	0	0	3	3
Leon	2	0	0	2
Coffey	0	0	1	1
Farmer	0	1	0	1
James	0	0	1	1
Roberson	1	0	0	1

Team Game-by-Game

MIZZOU	Rush	Pass	Total*
vs. Illinois	4	2	6
Ball St.	2	3	5
at BGSU	0	7	7
Troy State	2	3	5
Oklahoma	5	3	8
at Nebraska	1	2	3
at Texas Tech	1	5	6
Kansas	3	1	4
at Iowa State	1	2	3
Colorado	2	2	4
at Texas A&M	0	3	3
Totals	21	33	54

OPPONENTS	Rush	Pass	Total*
Illinois	0	3	3
Ball St.	0	0	0
BGSU	1	7	8
Troy State	3	2	5
Oklahoma	2	5	7
Nebraska	3	0	3
Texas Tech	0	3	3
Kansas	0	3	3
at Iowa State	1	7	8
Colorado	2	2	4
at Texas A&M	0	4	4
Totals	12	36	48

line untouched. Once he neared midfield, he did a start-stop move that got him past 2 Cyclone would-be tacklers, and he cut back across the field and raced untouched into the left corner of the endzone for an 80-yard touchdown that tied the game at 35 apiece with 10:26 left to play.

James' play marked the 1st time since 1990 that a Tiger fielded a punt in the conventional sense and returned it for a TD. The last occasion came in 1990, when Niu Sale returned one 52 yards for a TD vs. TCU.

James' return also marked the longest punt return by a Tiger since 1960, when Donnie Smith set an MU record with a 90-yard return vs. Air Force.

For his efforts, James was named the Big 12 Conference Special Teams Player of the Week on Nov. 4. The Liberal, Kan. native is now ranked 5th in the Big 12 Conference, & 21st in the NCAA, with a punt return average of 13.63 yards per attempt. The last Tiger to average more than 10 yards per return in a season was Sale, when he averaged 17.4 on 8 returns in 1990.

RETURN GAME PROVIDING SPARK

The kick return game has been coming on strong lately for MU, and had been very close to breaking several returns for scores in addition to the one noted previously by Marcus James.

In the last 5 games, MU has returned 5 kicks (3 kickoffs & 2 punts) for more than 45 yards each. In Mizzou's 1st 6 games, the Tigers had just one return (a kickoff) of more than 30 yards. Here's a brief comparison of the difference in MU's last few games:

Category	1st 6	Last 5
Punt Return Average	9.9	16.2
Long Punt Return	19	80
Marcus James PR Average	9.9	18.8
Kickoff Return Average	18.3	25.3
Long Kickoff Return	33	89
S. Mitchell KO Ret. Avg.	14.5	30.8

In the last 5 games, MU has had kickoff returns of 89 yards and 45 yards by Shirdonya Mitchell and 52 yards by Taurus Ferguson.

Mitchell, who is MU's fastest man on the roster, with 4.3 40-yard dash speed, is now averaging a healthy 27.8 yards per kickoff return on 10 attempts. That number puts him atop the Big 12 Conference rankings.

Recently at Texas Tech, Mitchell broke an 89-yard kickoff return down to the Tech 11 yardline. Mitchell came just 11 yards shy of returning Mizzou's first kickoff for a TD since 1982.

Those mere 11 yards stood between Mitchell becoming the first Tiger to return a kickoff for a TD since 1982, when Ricky Doby went 85 yards for a score vs. Oklahoma St. in '82.

Mitchell's 89-yard return might not have gone the distance, but it did also mark Mizzou's longest overall kickoff return since 1976, when Joe Stewart returned a kickoff for a 100-yard TD against Oklahoma State.

SMITH BREAKS MU YARDAGE RECORD

Just 9 games into his freshman season, Mizzou QB Brad Smith broke the MU single-season total yardage record.

He did so when he totaled 318 yards on Nov. 2 at Iowa State (241 passing, 77 rushing), to give him 2,683 yards this season. That eclipsed the old mark of 2,545 held by Corby Jones in 1997. After 265 more yards Saturday at Texas A&M, Smith upped his season total to 3,206 yards.

Amazingly, his current total puts him just 44 yards away from moving into MU's **CA-REER** top-10 in total offense.

Here's a look at Smith's exploits on a game-by-game basis:

Smith Total Yards	Pass	Rush	Total
vs. Illinois	152	138	290
Ball State	176	105	281
at Bowling Green	334	14	348
Troy State	213	137	350
Oklahoma	178	213	391
at Nebraska	123	34	157
at Texas Tech	275	21	296
Kansas	135	117	252
at Iowa State	241	77	318
Colorado	209	49	258
at Texas A&M	171	94	265
TOTALS	2,207	999	3,206

SMITH CONTINUES BRILLIANT PLAY

Freshman QB Brad Smith continues to lay claim to being the nation's most impressive freshman.

He's coming off a huge win at Texas A&M, as he led the Tigers to a 33-27 double-overtime victory at venerable Kyle Field.

Prior to those exploits, Smith had a solid game vs. #18 Colorado, as he threw for 209 yards and ran for 49 in leading MU to the near-upset. Smith rallied Mizzou from a 27-7 3rd-quarter deficit, and forced overtime with veteran-like play when he directed the Tigers on

an 11-play, 67-yard drive to tie the game at 35 apiece with less than 2 minutes left.

Despite being the first freshman QB to start the season opener in school history, the Youngstown, Ohio native has belied his youthfulness and led the Tiger offense like a crusty old veteran.

And it's not like he's just getting by on conservative play. Smith has the Tiger offense rolling in high gear, as MU ranks 4th in the Big 12 Conference & 28th in the NCAA in total offense (404.64 ypg), 32nd in rushing (194.45 ypg) and 22nd in scoring (32.73 ppg).

Just how impressive has he been behind center? Take a look at where he ranks in a couple of Big 12 and NCAA statistical listings:

Category	Big 12	NCAA	Stat
Total Offense	2nd	8th	291.45 ypg
Rushing	6th	46th	90.82 ypg

Smith was solid at Texas Tech, as he amassed 275 passing yards on a 20-of-32 night in the air. He tossed a career-best 3 TDs vs. the Red Raiders, and added 21 yards rushing for a total of 291 yards.

He now has an impressive 3-to-1 TD-to-INT rate, with 15 TDs compared to just 5 INTs. He's gone without committing a turnover in 8 of MU's 11 games.

Smith made his national television debut in October vs. then-#3 Oklahoma, and proceeded to make quite a name for himself by burning the vaunted OU defense for a career-high 391 yards in total offense (the 4th-highest mark in MU single-game history).

The elusive QB rushed for a Tiger QB-record 213 yards on 26 carries vs. the Sooners, and scored on a pair of 25-yard runs, including the last one with 10:22 left in the game that put the Tigers up, 24-23. He also hit WR Justin Gage on a 23-yard scoring strike and ended the night 19-of-39 for 178 yards.

All of this came against an OU defensive outfit that entered the game ranked 9th in the NCAA in rushing defense (allowing just 88.0 ypg coming in) and 10th in the nation in total defense (262.2 ypg coming in). He did throw an uncharacteristic three interceptions on the night, after having just one in MU's first four games combined.

Smith has now ran and thrown for a score 5 times in 11 games, and has rushed and thrown for 100 yards or more in 5 of 11 games.

Smith completed 28-of-50 passes Sept. 14th at Bowling Green for a career-high 334 yards and 2 TDs. All of that came despite the fact that MU was forced to scrap the running game after falling into an early hole.

After amassing 290 yards of total offense in his collegiate debut on Aug. 31 vs. Illinois, Smith was named the national player of the week by CNN.com, the co-Big 12 Offensive Player of the Week, as well as the national offensive newcomer of the week by ESPN.com.

Smith led the Tiger offense to 437 yards of total offense and 33 points against the defending Big Ten Conference champions.

Smith completed 15-of-26 passes on the day for 152 yards against an Illinois secondary that includes a pair of All-American candidates. He also scampered for 138 yards rushing and 1 TD.

SMITH BREAKS FRESHMAN RECORD

With 999 rushing yards through 11 games, Mizzou freshman QB Brad Smith has shattered the school freshman rushing record of 641, established by Brock Olivo in 11 games in 1994.

Smith broke the record at Texas Tech, and despite being sacked a couple of times, he ended the game with 21 yards rushing to stay ahead of the record for what should be for good.

Here's a look at the top freshman rushing seasons in MU history:

Rank	Tiger	Year	Yards
1	Brad Smith	2002	999
2	Brock Olivo	1994	641
3	Zack Abiron	2000	502
4	Phil Bradley	1977	372
5	Corby Jones	1995	368

Smith already holds the MU freshman single-game rushing record, and has his name firmly entrenched on the school's single-game freshman rushing list. He is the first freshman at MU to break the 100-yard barrier three times.

Here's a look:

Rank	Tiger (Opponent)	Year	Yards
1	Brad Smith (Oklahoma)	2002	213
2	Brock Olivo (Kansas St.)	1994	151
3	Brad Smith (Illinois)	2002	138
4	Brad Smith (Troy St.)	2002	137
5	Corby Jones (Iowa St.)	1995	136

RED HOT IN THE RED ZONE

Mizzou leads the Big 12 Conference in redzone efficiency, as the Tigers have converted on 35-of-39 (89.7%) of its chances once reaching their opponents' 20-yard line.

MU has 29 TDs in those 35 conversions (20 rush, 9 pass), and has 6 field goals. The three missed opportunities came on 3 missed

TIGER AWARDS

Here's a look at the awards claimed by Missouri Tiger players during the 2002 season:

ANTWAUN BYNUM

- ABC Player-of-the-Game, vs. Illinois (Aug. 31)
- CNN/SI Midseason Hon. Men. All-American (Oct. 17)

ROB DROEGE

- Verizon 1st Team Academic All-District VII

BRIAN FULLER

- Verizon 2nd Team Academic All-District VII

BROCK HARVEY

- MU Scholar-Athlete of the Week (Sept. 23)

MARCUS JAMES

- Big 12 Special Teams Player of the Week (Nov. 4)

R.J. JONES

- Big 12 Defensive Player of the Week (Sept. 30)
- FWAA Bronko Nagurski National Defensive Player of the Week (Sept. 30)

- MU Scholar-Athlete of the Week (Sept. 30)

BRAD SMITH

- Big 12 Offensive Player of the Week (Sept. 2)
- CNN/SI National Offensive Player of the Week (Sept. 2)
- ESPN.com National Offensive Newcomer of the Week (Sept. 2)

DRIVE ANALYSIS

DISTANCE OF SCORING DRIVES

DISTANCE	MIZZOU		OPPONENT	
Length (minus)	TD	FG	TD	FG
0-9	0	0	0	1
10-19	2	0	1	0
20-29	3	1	1	1
30-39	2	1	2	0
40-49	3	1	3	1
50-59	5	2	4	3
60-69	5	0	12	3
70-79	9	2	6	1
80-89	12	0	8	1
90-99	2	0	2	0

TIGER STRENGTH AND SPEED LEADERS

Bench Press	T.J. Leon	441 lbs.
Squat	Howard Brown*	670 lbs.
Hang Clean	Russ Bell*	467 lbs.
40-yd. Dash	Shirdonya Mitchell	4.30 sec.
Vertical Jump	Justin Gage*	41.3"
225-lb. Reps	T.J. Leon	31 times
Broad Jump	Michael Harden	10'11"
Chin Ups	Marcus King	37
Flexibility	Shan Schaffler	-1.75"
I-Test	Michael Harden*	3.72 sec.
3-Cone	Taurus Ferguson	6.28 sec.
Strength Index	Marcus James*	6.79
Total Pts.	T.J. Leon	8,152 pts.

*Indicates the mark represents a Mizzou all-sport record.

MU INDIVIDUAL SINGLE-SEASON RECORDS

RECEPTIONS

1. Justin Gage	2002	80
2. Victor Bailey	1992	75
3. Justin Gage	2001	74
4. Kenny Holly	1992	60
5. Kenny Holly	1993	58
Brian Sallee	1994	58

RECEIVING YARDAGE

1. Victor Bailey	1992	1210
2. Justin Gage	2002	1019
3. Linzy Collins	1990	975
4. Henry Marshall	1975	945
5. Justin Gage	2001	920
6. Joe Stewart	1976	834
7. Herbert Johnson	1985	806
8. Linzy Collins	1989	803
9. Justin Gage	2000	709
10. Mel Gray	1969	705

TOTAL OFFENSE

1. Brad Smith	2002	3206
2. Corby Jones	1997	2545
3. Jeff Handy	1992	2391
4. Phil Johnson	1991	2187
5. Terry McMillan	1963	2157

PASSING YARDAGE

1. Jeff Handy	1992	2463
2. Kent Kiefer	1989	2314
3. Brad Smith	2002	2207
4. Kent Kiefer	1990	2183
5. Jeff Handy	1994	2030
6. Phil Johnson	1991	2029
7. Terry McMillan	1969	1963
8. Jeff Handy	1993	1901
9. Steve Pisarkiewicz	1975	1792
10. Phil Bradley	1978	1780

SCORING

1. Bob Steuber	1942	121
2. Devin West	1998	108
3. Zack Abron	2002	102
4. Corby Jones	1997	84
5. Donnie Smith	1960	78
Johnny Roland	1962	78

field goals, and when the Tigers were stopped on downs.

OUTLAW IS ON THE LOOSE

Senior WR Darius Outlaw is quickly developing into a consistent threat opposite the Tigers' big-name wide receiver Justin Gage (another converted QB).

Outlaw, who was a starter at quarterback for part of each of the last 2 seasons for Mizzou, switched to receiver prior to the 2002 campaign. It was unknown how much he'd be able to contribute, especially given the fact that he was playing receiver for the first time in his collegiate career.

Outlaw has come on strong in the last 7 weeks, proving he's doing just fine catching the ball instead of throwing it.

The Powder Springs, Ga. native had a strong outing vs. #18 Colorado, when he caught 5 passes for 85 yards. He got MU jump started with a 41-yard catch-and-run in the 3rd quarter that set up the 1st of MU's 3 consecutive TDs that saw them turn a 27-7 deficit into a 28-27 lead.

Outlaw also caught a huge 15-yard crossing pass on MU's game-tying drive that got the Tigers in business near midfield.

Previously, Outlaw had a performance at #22 Iowa State that saw him catch 9 passes for a career-high 103 yards. He made a huge play in the 3rd quarter when he took a slant pass from Brad Smith and turned it into a 55-yard TD. That play, which marked a career-long reception for Outlaw, gave MU its only lead of the game, at 28-27 with 7:59 left in the 3rd quarter.

The week prior, Outlaw had a 4-catch, 51-yard outing vs. Kansas, and one of his grabs resulted in a 15-yard TD as he made a nice catch and got his feet down in the corner of the endzone.

Previously, Outlaw had a 10-catch, 89-yard outing at Texas Tech. What's even more impressive is that he suffered a slightly separated shoulder early in the game, but returned shortly after asking to be allowed to go back in.

His production over the last 7 weeks (39 catches for 438 yards) has moved him into the #2 spot for the season on the team, in terms of production. He enters the Kansas State game with 44 catches for 522 yards and 3 TDs on the season.

Here's a look at a comparison of Outlaw's numbers between the first 4 games and his last 7 outings:

Category	1st 4	Last 7
Catches	5	39
Catches per Game	1.3	5.6
Yards	86	438
Yards per Game	21.5	62.6
Touchdowns	1	2

Outlaw came to Mizzou as a partial qualifier, meaning he had only 3 years of athletic eligibility after sitting out his freshman season. He hopes to receive a 4th year of eligibility if he meets certain NCAA academic qualifications by the end of the summer. If he does, he can appeal for an additional year.

THE ZACK ATTACK IS BACK

Junior TB Zack Abron has been dependable lugging the ball for the Tigers this season. The St. Louis, Mo., native currently ranks 9th in the Big 12 (and 70th nationally) in rushing (75.10 ypg), entering the Kansas State contest.

Just as importantly, Abron has shown a nose for the endzone. He's got a team-best 14 TDs rushing this season (15 total TDs including a receiving score at Bowling Green). His scoring average of 10.2 ppg is 1st in the Big 12 Conference and ranks 8th nationally.

As mentioned earlier in these notes, Abron keyed MU's big win last Saturday at Texas A&M as he carried for a season-high 126 yards on 27 carries. He scored 2 more TDs (1 rush, 1 rec.) and now has 17 total TDs on the season (15 rush, 2 rec.), to move within 1 of the MU single-season record.

Abron's 100-yard outing was the 7th of his Tiger career. Here's a look at those performances:

Opponent	Carries	Rushing Yards	Rushing TDs
Iowa State (2001)	21	147	0
at Texas A&M (2002)	27	126	1
vs. Illinois (2002)	26	116	2
Texas (2001)	13	109	1
at Kansas State (2001)	15	106	0
SW Texas (2001)	22	106	2
at Kansas (2001)	19	100	2

After his 126-yard performance vs. A&M, he moved into 8th place on the Mizzou career rushing chart. He now has 2,036 career rushing yards entering the Kansas State game.

Abron carried 17 times vs. Colorado, and banged out 85 yards and 2 TDs. His 1st TD came on a 30-yard burst off left tackle on a 4th-and-1 situation with MU trailing 10-0. His 2nd score was a 1-yard plunge that tied the game at 35 apiece with 1:55 left in regulation.

Abron returned to the field at Iowa State,

after missing the Kansas game with a banged-up knee. Abron scored 2 times at Ames, on runs of 3 and 2 yards. He finished the day with 51 yards on 13 carries.

Abron had a solid game vs. Troy State, where he rushed 20 times for 98 yards and 2 TDs. He also caught a pass for a career-long gain of 13 yards.

Bowling Green limited him to a season-low 40 yards rushing, in 16 attempts. However, Abron found the endzone 3 times for the 2nd straight game (2 rushing, 1 receiving). His 6-yard TD reception from Brad Smith marked the first receiving score of his Tiger career.

Abron had a 75-yard rushing performance vs. Ball State. He was held in check early, as he was held to 19 yards in 7 attempts in the 1st half. He came through with 56 yards in 8 carries in the 2nd half, as he helped put away the Cardinals with 2 of his 3 TDs in the 3rd quarter. He also caught a career-high 2 passes out of the backfield for 15 yards.

Abron rushed for 116 yards and 2 TDs in MU's 33-20 season-opening win over Illinois. Abron scored MU's 1st TD of the season, on a 6-yard plunge to cap the opening possession of the year. He came out in the 2nd half and ran for 85 yards on 15 carries. His 26 total carries represented a career single-game high, and his 116 yards marked the 6th time in his career he's broken the 100-yard plateau.

BALANCING ACT

Most coaches talk about achieving a balanced offensive attack. Tiger Coach Gary Pinkel is for the second straight season doing just that. Through 11 games this season, Mizzou has shown a steady balance, as they've thrown for 2,312 yards and rushed for 2,139 more.

That difference of just 173 yards gives the Tigers the most balanced attack in the Big 12 Conference. Take a gander at the figures (the number in parenthesis indicates the school's rank in total offense in the league):

School	Rush	Pass	Difference
1. MIZZOU (4)	2139	2312	173
2. Oklahoma (7)	1784	2114	330
3. Kansas (12)	1515	2286	771
4. Colorado (3)	2757	1718	1039
5. Oklahoma St. (9)	1401	2457	1056
6. Texas (8)	1547	2704	1157
7. Iowa St. (5)	1733	2962	1229
8. Baylor (11)	1134	2485	1351
9. Kansas St. (2)	2946	1561	1385
10. Texas A&M (6)	1276	3021	1745

11. Nebraska (10)	3281	1250	2031
12. Texas Tech (1)	1288	4756	3468

The balance shown in MU's offensive attack should be no surprise, as the Tigers last season under Pinkel passed for 1,895 yards and rushed for 1,841.

TIGHT ENDS LOOSEN UP DEFENSE

The Mizzou tight end corps has been increasingly productive in the Tigers' last 5 outings. After catching a collective 9 balls for 47 yards and no TDs in MU's 1st 6 games, the TE group featuring Ben Fredrickson, J.D. McCoy and Clint Matthews has combined for 10 catches for 135 yards and 2 TDs in the last 5 games.

Here's a brief look at the numbers:

Category	1st 6	Last 5
Catches	9	10
Catches Per Game	1.5	2.0
Yards	47	135
Yards Per Game	7.8	27.0
TDs	0	2

Fredrickson caught 2 passes for 43 yards recently at Texas Tech, including one that went for a 20-yard score. He caught a career-long 41-yard pass on a 4th-and-1 bootleg pass from Brad Smith last Saturday at Iowa State that set up MU's 2nd TD of the game.

McCoy got into the act when he caught a 6-yard TD pass on a reverse pass from WR Justin Gage at Iowa State. That 1st quarter score was MU's first points of the game, and gave the junior his 1st career TD reception.

Matthews later caught a 5-yard pass in the flat from Smith that went for a 1st down, and that play put Smith over the school record for total yardage in a single season.

CONVERTING ON 3RD DOWN

Mizzou is converting a respectable 42% of its 3rd down conversions this season through 11 games, which ranks 4th best in the Big 12 Conference.

The Tiger defense is holding opponents to just 37% on the year in 3rd down situations (4th in the Big 12) — a significant improvement from an opponent success rate of 48% in 2001.

MU INDIVIDUAL SINGLE-SEASON RECORDS

RECEIVING TOUCHDOWNS

1. Justin Gage	2002	9
Henry Marshall	1975	9
Mel Gray	1969	9
4. Victor Bailey	1992	6
Kellen Winslow	1978	6

RUSHING YARDAGE

1. Devin West	1998	1578
2. Joe Moore	1969	1312
3. Darrell Wallace	1985	1120
4. Bob Steuber	1942	1098
5. Brad Smith	2002	999
6. Brock Olivo	1995	985
7. Charlie Brown	1965	937
8. Corby Jones	1997	887
9. James Wilder	1978	873
10. Darrell Wallace	1986	872

RUSHING TOUCHDOWNS

1. Devin West	1998	17
2. Bob Steuber	1942	16
3. Zack Abron	2002	15
4. Corby Jones	1997	14
5. Donnie Smith	1960	13

TOTAL TOUCHDOWNS

1. Devin West	1998	18
Bob Steuber	1942	18
3. Zack Abron	2002	17
4. Corby Jones	1997	14
5. Johnny Roland	1962	13
Donnie Smith	1960	13
7. Brock Olivo	1997	12
Marlon Adler	1983	12
James Wilder	1978	12
10.3 Tied With		10

TACKLES

1. Travis McDonald	1994	164
2. Jay Wilson	1982	154
3. DeMontie Cross	1995	145
4. Sharron Washington	1991	139
5. DeMontie Cross	1994	138
6. James Kinney	2002	133
Lynn Evans	1974	133
8. DeMontie Cross	1996	132
9. Sean Doyle	2001	131

MU INDIVIDUAL SINGLE-GAME RECORDS

TOTAL OFFENSE

1. Jeff Handy vs. Okla. St. '92	471
2. Jeff Handy vs. Nebraska '92	415
3. Kent Kiefer vs. Kansas '89	400
4. Brad Smith vs. Oklahoma '02	391
Kirk Farmer vs. Baylor '01	391
6. Steve Pisarkiewicz vs. Okla. St. '75	373
7. Tony Scardino vs. Oklahoma '51	359
8. Brad Smith vs. Troy St. '02	350
Phil Johnson vs. Okla. St. '91	350
10. Brad Smith vs. B. Green '02	348

PASSING YARDAGE

1. Jeff Handy vs. Oklahoma St. '92	480
2. Kent Kiefer vs. Kansas '89	444
3. Jeff Handy vs. Nebraska '92	424
4. Steve Pisarkiewicz vs. Okla. St. '75	371
5. Tony Scardino vs. Oklahoma '51	365
6. Kirk Farmer vs. Baylor '01	360
7. Brad Smith vs. B. Green '02	334
Kent Kiefer vs. TCU '90	334
9. Kent Kiefer vs. Colorado '90	326
10. Jeff Handy vs. Colorado '93	321

RUSHING YARDAGE

1. Devin West vs. Kansas '98	319
2. Devin West vs. Iowa St. '93	252
3. Harry Ice vs. Kansas '41	240
4. Darrell Wallace vs. Kansas St. '85	224
5. Brock Olivo vs. NE La. '95	222
6. Brad Smith vs. Oklahoma '02	213

RECEPTIONS

1. Justin Gage vs. B. Green '02	16
2. Kenny Holly vs. Okla. St. '92	15
3. Justin Gage vs. Baylor '01	13
4. Justin Gage vs. Okla. St. '01	12
Victor Bailey vs. Kansas '92	12

RECEIVING YARDAGE

1. Justin Gage vs. B. Green '02	236
Justin Gage vs. Baylor '01	236
3. Linzy Collins vs. Kansas '90	229
4. Henry Marshall vs. Okla. St. '75	207
5. Henry Marshall vs. Oklahoma '75	199

GAGE SETS MU CAREER RECORDS

Senior WR Justin Gage, who began playing receiver for the 1st time in his life two seasons ago as a sophomore at Missouri, has now established himself as the Big 12 Conference's alltime leading wideout. After spending his freshman season as a quarterback, Gage has quickly developed into one of the nation's top wideouts.

Gage is coming off a brilliant performance Saturday at Texas A&M, where he caught 7 passes for 123 yards and 1 TD. That came after an outstanding outing vs. #18 Colorado, when he caught 9 passes for 108 yards and 2 TDs.

He broke the Big 12 career receiving yardage record recently with a 6-catch, 37-yard outing at Iowa State. He now has 2,638 career receiving yards entering the KSU game, which has surpassed the old standard of 2,389 set by Aaron Lockett of Kansas State (1998-2001).

Previously, Gage had a 4-catch, 77-yard, 1-TD outing vs. Kansas in which he set the MU career receiving TD record (15) and became the Big 12 Conference's alltime leading pass catcher (176). His 62-yard TD catch-and-run from Brad Smith marked a career long.

Prior to that, Gage had a standout performance at Texas Tech, where he had 5 catches for 114 yards and a career-high tying 2 TD catches. His TD grabs showed the range of his talents, as he burned Tech deep on a sideline pattern in the 1st quarter for a 53-yard catch-and-run score, while his 2nd one was a great grab in the 4th quarter when he outjumped a pack of Tech defenders to win the jump-ball situation.

Gage had 7 catches for 47 yards at Nebraska, and the yardage gave him enough to break MU's career receiving yardage record of 2,144 by Victor Bailey (1990-92).

That marked the 2nd straight game that Gage broke a school career record. With a 9-catch, 122-yard, 1 TD outing vs. #3 Oklahoma, he broke the MU career receptions mark. The record came on his first catch of the evening, a short gainer on a screen pass from Brad Smith that gave him 152 catches, which broke the old standard of 151 set by Kenny Holly from 1990-93. He now has 191.

Gage enters the Kansas State game ranking 2nd in the Big 12 and 7th nationally in catches (7.3 p/g). He caught 9 balls for 122 yards vs. Oklahoma, including a 23-yard TD.

Earlier this season, Gage turned in an MU-record 16-catch, 236-yard outing at Bowling Green.

He now owns 4 of the top-6 single-game performances in school history. Here's a look

at the MU single-game catches chart:

Tiger	Rec.	Opp.
1. Justin Gage	16	at Bowling Green, 2002
2. Kenny Holly	15	at Oklahoma State, 1992
3. Justin Gage	13	Baylor, 2001
4. Justin Gage	12	at Oklahoma State, 2001
Victor Bailey	12	Kansas, 1992
6. Justin Gage	11	at Kansas, 2001
Victor Bailey	11	at Oklahoma State, 1992

His 2001 season featured 74 receptions for 920 yards and 5 TDs. His 74 catches was just one shy of the single-season school record.

Gage was a 1st-team All-Big 12 performer last year, and was named a pre-season first-team All-Big 12 wideout by league media this year. A key reserve on Missouri's basketball team which made it to the Elite Eight in the 2002 NCAA Tournament, Gage has decided to give up basketball following the football season.

Here's a look at the Big 12 Conference receiving records:

Big 12 Career Receiving Yardage Leaders

Rank	Player, Years (School)	Receiving Yds.
1.	Justin Gage, 1999-Present (Mizzou)	2,648
2.	Rashaun Woods, 2000-Present (Okla. St.)	2,523
3.	Reggie Newhouse, 1999-Present (Baylor)	2,429
4.	Aaron Lockett, 1998-01 (Kansas St.)	2,389
5.	Kwame Cavil, 1997-99 (Texas)	2,279

Big 12 Career Receptions Leaders

Rank	Player, Years (School)	Receptions
1.	Justin Gage, 1999-Present (Mizzou)	198
2.	Rashaun Woods, 2000-Present (Okla. St.)	188
3.	Reggie Newhouse, 1999-Present (Baylor)	176
4.	Kwame Cavil, 1997-99 (Texas)	174
5.	Ricky Williams, 1997-01 (Texas Tech)	165

SMITH IN HEADY COMPANY

Freshman QB Brad Smith continues to impress game after game. We thought we'd point out a quote that came from Troy State Head Coach Larry Blakeney after Smith dismantled the Trojans, 44-7, on Sept. 28th.

When asked for a comparison of Smith, who threw for 213 yards and rushed for 137 more against Troy State, to Iowa State's Heisman candidate Seneca Wallace (whom the Trojans played in Ames the week prior to Missouri), Blakeney said of Smith: "He's a big-time player. He's as good as anybody we've seen, including Seneca Wallace."

MU Coach Gary Pinkel has coached some quality quarterbacks in his time, including NFL greats Mark Brunell and Chris Chandler, while at Washington. Pinkel had this to say about his freshman signal-caller: "I've coached that

position with some great players, some NFL players, and they didn't look anything like this guy at the same age."

Here's a collection of clippings and quotes following Smith's performance against Oklahoma a few weeks ago:

"I mean to tell you, is he something? He made us look really average. We couldn't tackle him, he just whipped us all day." — OU Coach Bob Stoops.

"Against OU, he became a star, another Michael Vick in the making." — USA Today

"Brad Smith proved not only can he live up to the hype, the hype has no hope of living up to him." — The Norman Transcript

Speaking of hype, our efforts of scouring the Internet have uncovered that after just a handful of games into his career, Smith is already being linked to the Heisman Trophy. Gene Wojciechowski of ESPN.com listed Smith among those on the radar screen for the Heisman watch after his performance against OU.

TIGERS TOP THE NCAA CHARTS

Through 11 games, Tiger individuals rank in the top-10 of 3 different NCAA offensive statistical categories.

Freshman QB Brad Smith ranks 2nd in the Big 12, and ranks 8th in the NCAA in total offense. Here's a look at the national leaders:

Rank	Player (School)	Yds. Per Game
1.	Byron Leftwich (Marshall)	375.5
2.	Kliff Kingsbury (Texas Tech)	366.7
3.	Cody Pickett (Washington)	335.9
4.	Timmy Chang (Hawaii)	334.6
5.	Zack Threadgill (Nevada)	318.1
6.	Ryan Schneider (Central Florida)	301.6
7.	Luke McCown (Louisiana Tech)	292.3
8.	Brad Smith (Mizzou)	291.5

Senior WR Justin Gage ranks 2nd in the Big 12 and 7th nationally in receptions per game, with 7.27 catches per outing. Here's a look at the NCAA receptions leaders:

Rank	Player (School)	Rec. Per Game
1.	Nate Burleson (Nevada)	11.91
2.	J.R. Tolver (San Diego St.)	8.82
3.	Kassim Osgood (San Diego St.)	8.27
4.	Bobby Wade (Arizona)	7.91
5.	Rashaun Woods (Oklahoma St.)	7.90
6.	Kevin Walter (Eastern Michigan)	7.82
7.	Justin Gage (Mizzou)	7.27

Junior TB Zack Abron ranks 1st in the Big 12, and ranks 8th in the NCAA in scoring. Here's a look at the national leaders:

Rank	Player (School)	Pts. Per Game
1.	Brock Forsey (Boise St.)	13.64
2.	Art Brown (East Carolina)	11.33
	Willis McGahee (Miami, Fla.)	11.33
4.	Nick Browne (TCU)	10.56
5.	Larry Johnson (Penn St.)	10.55
6.	Chance Harridge (Air Force)	10.36
	Michael Turner (Northern Illinois)	10.36
8.	Zack Abron (Mizzou)	10.20

12-GAME PROJECTIONS

With just 1 game left in the regular season, several Tigers have either already broken, or are on pace to break MU single-season records. Here's a look:

TOTAL OFFENSE

NOTE -- Smith already has broken the record, with 3,206 total yards through 11 games

Previous Record: Corby Jones, 2,545 in 1997

Tiger	Per-Game	Projected 12 Games
Brad Smith	291.5	3,498

NOTE — That projected total of 3,498 total yards would rank 8th on the MU career total yardage top-10.

RECEPTIONS

NOTE -- Gage already has broken the record, with 80 receptions through 11 games

Previous Record: Victor Bailey, 75 in 1992

Tiger	Per-Game	Projected 12 Games
Justin Gage	7.3	88

RUSHING YARDS BY A QUARTERBACK

NOTE -- Smith already has broken the record, with 999 yards through 11 games

Record: Corby Jones, 887 in 1997

Tiger	Per-Game	Projected 12 Games
Brad Smith	90.9	1,091

NOTE — The 1,091 projected total would rank 5th on the alltime MU single-season rushing chart.

PRONOUNCIATION GUIDE

PLAYERS

Zack ABRON	AY-brun
FABIAN Bean	FAY-bee-on
Howard BRISSETTE	brih-SET
Rob DROEGE	DRAY-g-ee (hard 'g')
ATIYYAH Ellison	uh-TEE-uh
Joe GIANINO	jee-uh-KNEE-no
Todd GOHSLER	GO-slur
Rusty GROTH	GROW-th
Seth HARRELL	HAIR-uh-l
DEDRICK Harrington	DEE-drick
Brian HEITS	HIGH-ts
T.J. LEON	LEE-owe-n
RAHMAN Lockhart	ROCK-maw-n
Mike MATHENY	Muh-THREE-knee
SHIRDONYA Mitchell	sure-DAWN-yuh
Scott PAFFRATH	PAFF-rath
Alex PETERSEN	PET-ur-sun
Santino RICCIO	REECH-ee-o
Tyrone ROBERSON	ROW-bur-sun
MAU UIAGALELEI	m-OW
	EEW-EE-aah-guh-lay-lay

COACHES

Matt EBERFLUS	EEE-bur-floos
Craig KULIGOWSKI	KOOL-ih-gow-skee
David YOST	YOE-st

GARY PINKEL

RECORD BREAKDOWN

Overall	82-50-3
Bowl Games	1-2
At Missouri	9-13
AT MISSOURI ONLY STATISTICS	
vs. Big 12	5-10
vs. Big 12 North	2-7
vs. Big 12 South	3-3
Non-Conference	4-3
Home	5-6
Away	3-7
Neutral	1-0
vs. AP Top 25	0-6
Overtime	2-1

PINKEL VS. ALL OPPONENTS

Opponent	at MU	Overall
Akron	—	5-1
Arkansas State	—	1-0
Ball State	1-0	64-1
Baylor	1-0	1-0
Bowling Green	0-2	5-7
Central Florida	—	0-2
Central Michigan	—	63-1
Cincinnati	—	2-0
Colorado	0-2	0-2
East Tennessee St.	—	1-0
Eastern Illinois	—	1-0
Eastern Michigan	—	7-3
Illinois	1-0	1-0
Indiana	—	0-2
Indiana State	—	1-0
Iowa State	0-2	0-2
Kansas	2-0	2-1
Kansas State	0-1	0-1
Kent	—	4-1
Liberty	—	1-0
Marshall	—	1-3
Massachusetts	—	1-0
Miami, Ohio	—	33-1
Michigan State	0-1	0-1
Navy	—	1-0
Nebraska	0-2	0-2
Nevada	—	3-0
Northern Illinois	—	6-0
Ohio	—	5-0
Ohio State	—	0-1
Oklahoma	0-1	0-1
Oklahoma State	1-0	1-0
Penn State	—	1-0
Purdue	—	2-1
Southern Illinois	—	1-0
Southwest Texas	1-0	1-0
Syracuse	—	0-1
Temple	—	1-0
Texas	0-1	0-1
Texas A&M	1-0	1-0
Texas Tech	0-1	0-1
Troy State	1-0	1-0
Washington	—	0-1
Weber State	—	2-0
Western Michigan	—	8-2

HEAD COACH GARY PINKEL

In his second year directing the Missouri Tigers is Head Coach Gary Pinkel. The 31st head coach in the program's history, Pinkel was hired on Nov. 30, 2000, and in his short time on board, he has proven to his colleagues, alumni, fans and student-athletes that Tiger Football is on the upswing.

After a rebuilding year in 2001, Pinkel has the Tigers much improved in his 2nd campaign — and playing for bowl eligibility entering the Tigers' final game of the season. He opened the 2002 campaign by leading MU to one of the program's most impressive season-opening wins when Mizzou dismantled Illinois — the defending Big Ten Conference champions and a 2001 BCS Bowl team — 33-20 in St. Louis, Mo. He later proved adept at beating Mizzou's heated rival, the Kansas Jayhawks, as MU downed Kansas 36-12 to give him a 2-0 record vs. KU — making him only the 3rd coach in school history to win his first two encounters against Kansas.

Mizzou's recent win at Texas A&M gives Pinkel the distinction of winning games at two of the nation's toughest places to play — at Texas A&M and at Penn State (in 2000 while at Toledo).

Recognized as one of the top disciplinarians in the game of college football, Pinkel is 9-13 in his short tenure at Missouri. His 12-year head coaching record of 82-50-3 (61.9%) ranks in the top-25 among active Division I-A coaches (see chart below).

Pinkel came to Missouri after spending 10 very successful years as head coach at Toledo, where he amassed an impressive 73-37-3 record (65.9%). The school's alltime winningest coach, Pinkel's last six teams there went a combined 50-18-1 overall. Three of those teams advanced to play in the post-season, capturing one Mid-American Conference championship and three MAC West Division titles. Three of his last five teams at Toledo were ranked in the nation's top 25. His 1995 squad went 11-0-1, and was one of just two schools (national champ Nebraska was the other) to finish the season without a loss.

Prior to becoming a head coach, Pinkel learned the trade from one of the alltime great coaches, the legendary Don James. For 12 years as an assistant for James at Washington (1979-90), Pinkel helped guide the Huskies to a combined record of 104-37-2 (73.4%) and three Pac-10 Conference titles. He served as UW's offensive coordinator for seven seasons (1984-90), and helped mold one of the nation's most potent offensive attacks.

Pinkel, 50, played under James at Kent State University, where he was an all-conference and honorable mention All-American tight end. He graduated in 1973.

Just prior to the 2002 season, Pinkel was given a two-year extension of his original contract at Missouri, meaning he'll now be a fixture on the Tiger sideline through the 2007 season.



I-A Active Football Coaches By Winning Percentage (Min. 5 years)

Coach	School	Yrs.	Wins	Losses	Ties	Pct.
Bob Pruett	Marshall	7	76	13	0	85.4%
Phillip Fulmer	Tennessee	11	101	24	0	80.8%
Bobby Bowden	Florida State	37	331	94	4	77.6%
Lloyd Carr	Michigan	8	75	22	0	77.3%
Joe Paterno	Penn State	37	335	99	3	77.0%
R.C. Slocum	Texas A&M	14	123	46	2	72.5%
Dennis Erickson	Oregon State	17	143	56	1	71.8%
Rick Neuheisel	Washington	8	65	29	0	69.1%
Bill Snyder	Kansas State	14	114	51	1	69.0%
Dennis Franchione	Alabama	20	154	72	2	68.0%
Paul Pasqualoni	Syracuse	17	129	63	1	67.1%
Tommy Bowden	Clemson	6	46	23	0	66.7%
Lou Holtz	South Carolina	31	239	119	7	66.4%
John Robinson	UNLV	16	122	62	4	66.0%
Sonny Lubick	Colorado State	14	104	55	0	65.4%
John L. Smith	Louisville	14	109	58	0	65.3%
Nick Saban	LSU	9	68	36	1	65.2%
Fisher DeBerry	Air Force	19	149	81	1	64.7%
Frank Beamer	Virginia Tech	22	157	89	4	63.6%
Mike Bellotti	Oregon	13	88	52	2	62.7%
Jackie Sherrill	Mississippi State	25	178	108	4	62.1%
Houston Nutt	Arkansas	10	72	44	0	62.1%
Gary Pinkel	Missouri	12	82	50	3	61.9%
Barry Alvarez	Wisconsin	13	90	61	4	59.4%
Joe Tiller	Purdue	12	83	58	1	58.8%



✓All-American Candidate

12 • JUSTIN GAGE • WR

✓All-Big 12 Candidate


All-American candidate breaks records with each performance ... Not bad for a converted QB who played receiver for the first time in his organized football life just two seasons ago ... Has caught a pass in an MU record 33 consecutive games (old mark was 28 by Kent Layman from 1997-99), and has caught at least 1 pass in each game in which he's lined up as a receiver for Mizzou ... Is the Big 12 career leader in both catches (198) and receiving yardage (2,648), and is coming off outstanding effort at A&M ... Ranks 2nd in the Big 12 and ranks 7th in the NCAA w/ 7.3 catches per game ... Is also 2nd in the Big 12 and 18th in the NCAA in rec. yds. (92.5) ... Is coming off stellar outing at Texas A&M, w/7 catches for 123 yards and 1 TD ... All 7 catches went for 1st downs, and his final one was a 32-yard catch-and-run that he turned into a TD that gave MU a 24-17 lead with 8 minutes left in the game ... Broke the MU single-season receptions record with his 3rd grab, and enters the KSU game w/80 catches on the season ... Had 9 catches vs. Colorado for 108 yards and 2 TDs ... 1st TD was a spectacular grab on a jump ball in the back of the endzone that came on a 3rd-and-17 from the CU 27, while 2nd TD was a 10-yd. grab that gave MU the lead, 28-27 with 13 minutes left in the game ... Later made a key 11-yard grab on a slant on 4th-and-4 that kept alive MU's overtime-forcing drive ... Caught 6 passes at ISU, and also threw TD pass on WR reverse in 1st quarter, the 4th of his career (2 as WR, 2 as QB) ... Had a career-long 62-yarder TD catch vs. Kansas which gave him 15 TDs for his career, which broke the MU career record of 14 set by Tiger legend Mel Gray (1968-70) ... Now has 18 career TDs entering KSU game ... Had a big game at Texas Tech, with 5 catches for 114 yards and 2 TDs ... Had a big game vs. #3 OU with 9 catches for 122 yards and 1 TD ... Had a monster 16-catch, 236-yard, 1 TD performance at Bowling Green ... Set the MU single-game record in catches, and tied his own yardage mark ... Had 5 catches for 20 yards or more at BGSU ... Caught 5 balls for 58 yds. and 1st TD of the year vs. Ball State ... Had a 7-catch, 63-yard outing vs. Illinois and its All-American caliber secondary ... 4 of 7 catches went for 1st downs vs. the Illini, including a long of 25 yards on an acrobatic highlight-reel grab along the sideline ... Arguably MU's most successful two-sport athlete since Phil Bradley was All-Big Eight in both football (QB — 1978-80) and baseball (OF).

GAGE CAREER STATISTICS

	G-GS	Rec.	Yds.	Avg.	TDs	Long
1999	3-0	**-Played QB				
2000	11-11	44	709	16.1	4	48
2001	11-11	74	920	12.4	5	43
2002	11-11	80	1019	12.7	9	62
Totals	36-33	198	2648	13.4	18	62

RECORDS BROKEN OR TIED THIS SEASON BY GAGE

MU Records	Gage	Old Record
Career Receptions	198	151 by Kenny Holly
Career Receiving Yards	2,648	2,144 by Victor Bailey
Career Receiving TDs	18	14 by Mel Gray
Consec. Games w/Reception	33	28 by Kent Layman
Single Season Receptions	80	75 by Victor Bailey
Single Season Receiving TDs	9	9, Two Previous Times
Single Game Receptions	16 vs. Bowling Green	15 by Kenny Holly
Single Game Receiving Yards	236 vs. Bowling Green	236 by Justin Gage
Big 12 Records	Gage	Old Record
Career Receptions	198	174 by Kwame Cavil
Career Receiving Yards	2,648	2,389 by Aaron Lockett



✓Freshman All-America Candidate

16 • BRAD SMITH • QB

✓Big 12 Newcomer of the Year Candidate

Arguably the nation's most versatile player who is a frontrunner for national freshman-of-the-year honors ... Needs just 1 rushing yd. to reach 1,000, which would make him only the 2nd player in NCAA history to achieve 2,000 passing yards and 1,000 rushing yards in a season ... Led MU to big win at Texas A&M, and scored game-winning TD on QB sneak in 2nd OT ... Finished w/265 total yards at A&M (171 pass/94 rush) and threw for 2 TDs ... Ranks 2nd in the Big 12 & 8th in the NCAA in total offense (291.5 ypg) ... Also ranks 6th in the Big 12 & 46th in the NCAA in rushing (90.8 ypg) ... Ranks 1st among the nation's freshmen in total offense, 1st in points responsible for (12.0 ppg), and ranks 3rd among the nation's freshmen in passing efficiency (121.0) and 4th in rushing ... Has already broken MU total offense single-season record, and he would become the 1st Tiger to ever rush and throw for a 1,000 yards each in a season ... Has eclipsed 100 yards in both rushing and passing in 5 of 11 games ... Has not committed a turnover in 8 of 11 games this season, and has not taken a delay of game penalty in over 750 snaps ... Had solid game vs. Colorado, going 16-of-30 vs. w/2 TDs, and added 49 yards rushing ... Rallied MU from 27-7 3rd-quarter deficit to a 28-27 lead w/13 minutes left in the game, and drove Tigers 67 yards in 11 plays to force overtime with less than 2 minutes left in regulation ... Had 318 yards of total off. at ISU, with 241 passing and 77 rushing ... Led Tigers to win over arch rival Kansas w/252 yards of total offense, including a game-high 117 yards rushing and 135 passing ... Accounted for 3 TDs vs. KU, rushing for a career-long 75 yarder to break the game open, and added 2 TD passes ... Led team to 38 points at Texas Tech, w/20-of-32 passing performance for 275 yds. and career-high 3 TDs vs. zero INTs ... Broke MU freshman season rushing record at Tech, surpassing old record of 641 by Brock Olivo in 1994 ... Continued to grow his legend w/ brilliant performance in leading MU to a near-upset of #3 Oklahoma ... Had career-high 391 yds. in total offense (213 rush/178 pass) vs. Sooner defense that was ranked 10th in NCAA coming into the game ... Ran for two 25-yd. TDs vs. OU and threw for 1 TD in leading MU to 17 straight points to take a 24-23 lead w/10 minutes left ... Amassed 350 yards of total offense vs. Troy State, throwing for 213 yds. and 1 TD, and rushing for 137 yards and 1 TD ... His rushing TD was a 28-yard gem that came on 4th-and-1 when he ran a QB sneak, but spun outside after fighting for yardage, and emerged all alone running down the left sideline for the score ... Was impressive despite defeat at Bowling Green, as he threw for a career-high 334 yards and 2 TDs on 28-of-50 passing ... Was dazzling vs. Ball State, with 281 yards of total offense (176 pass, 105 rush) ... Rushed for a highlight-reel 39-yard TD on a scramble, and threw a 2-yard TD strike to Justin Gage, for his 1st career TD pass ... Did not throw an INT until his 95th collegiate pass, when a ball went in-and-out of the hands of a Tiger receiver, and was picked off at Bowling Green ... Was breathtaking in his collegiate debut vs. Illinois, becoming the 1st freshman to start the season opener at QB in Mizzou history ... Named national player of the week by CNN.com, offensive newcomer of the week by ESPN.com, and was named Big 12 co-Offensive Player of the Week ... Was cool as a cucumber off the bat, as he calmly led MU to an 8-play, 77-yard TD drive in the initial possession of the 2002 season ... Accounted for 290 yards of total offense on his own, with 152 yards passing (15-of-26) and 138 yards rushing ... Scored his first collegiate TD on a nifty 24-yard gallop which sealed the game for MU early in the 4th quarter ... Also had a highlight-reel 39 yard gallop in the 3rd quarter on a 3rd-and-17 situation that was a momentum play when the game was tied at 14 apiece.

SMITH CAREER STATISTICS

	G-GS	Comp.-Att.	Yds.	TDs	INTs	Rushes-Yds.	TDs
2002	11-11	189-342	2207	15	5	180-999	7
Totals	11-11	189-342	2207	15	5	180-999	7

Tiger Player Bio Updates




✓All-Big 12 Candidate

38 • ZACK ABRON • TB

St. Louis native ranks 1st in the Big 12 & 8th in the NCAA in scoring, averaging 10.2 points per game ... Is coming off season-best 126-yard outing at Texas A&M ... Scored 2 TDs (1 rush/1 rec.) in the 2nd quarter in helping stake MU to a 17-3 halftime lead ... Was the hero in 2nd OT at A&M, as he carried 4 straight times for 24 yards from the 25 yardline to set up QB Brad Smith's game-winning TD keeper ... Ranks 9th in the league in rushing (75.1 ypg) and 70th nationally ... Ranks 8th on MU career rushing chart, w/2,036 yds ... Also ranks 7th on MU career scoring chart (5th among non-kickers), w/168 pts. ... His 102 pts. this season rank 3rd on MU single-season chart ... Has scored multiple TDs in 7 of 10 games this season ... Had solid outing vs. CU, w/85 yds. & 2 TDs on 17 carries ... Sat out KU game due to banged up knee ... Was on way to a big game at Tech, with 33 yds. on just 5 carries before leaving in 2nd quarter ... Had 65 yds. at Nebraska on 12 carries, and scored his 10th rushing TD of the year ... Ripped off a season-long 48-yd. run in the 1st quarter vs. NU to set up a Tiger field goal ... Just missed the 100-yard mark vs. Troy State, as he tallied 98 yards rushing ... Has 15 TDs, and is challenging MU single-season record of 18 ... Found the endzone at least 2 times in each of first 4 games, and had 3 scores against Ball State and Bowling Green ... Rushed for 2 TDs and added 1st career TD reception at Bowling Green ... Scored a career-best 3 TDs vs. Ball State, going in from 1, 3 and 5 yards out ... Rushed for 75 yds. and caught a career-high 2 passes for 15 yards vs. Ball State ... Shined in front of his hometown fans vs. Illinois, with 116 yards rushing and 2 TDs ... The 116 yards are the 3rd-most in his career, and marked the 6th time he's surpassed the 100-yard plateau ... Was held to 31 yards on 11 carries in the 1st half before getting untied with 85 yards on 15 rushes in the 2nd half.

ABRON CAREER STATISTICS

	G-GS	Rush-Yds.	Avg.	TDs	Long	Rec.-Yds	TDs
2000	9-4	140-502	3.6	5	29	0-0	0
2001	11-9	157-783	5.0	6	63	2-10	0
2002	10-10	167-785	4.5	15	48	6-46	2
Totals	30-23	464-2070	4.5	26	63	8-56	2



✓Rimington Award Candidate

70 • A.J. RICKER • C

✓All-American/All-Big 12 Candidate

Rimington Award nominee has anchored a young offensive line that has been very solid ... MU ranks 4th in the Big 12, and 32nd in the NCAA in rushing (194.5 ypg) through 11 games ... Mizzou also ranks 4th in the Big 12 and 28th nationally in total offense (404.6 ypg) ... MU amassed 449 yards of total offense vs. Oklahoma's vaunted defensive squad, incl. 271 rushing against a defense that was allowing an average of just 262 and 88 yards, respectively ... MU had 495 yards of offense against a Troy State defense that was allowing just 266.5 per game ... MU gained 221 yards on the ground vs. Ball State, after rushing for 285 yards and averaging 5.3 yards per rush against an Illinois defense that returned 7 starters from last year's Big Ten champion and BCS bowl team ... The 285 yards rushing marked the most under Gary Pinkel at Mizzou ... Has started every game of his Tiger career, and will up the consecutive start mark to 34 when he takes the field Saturday vs. Kansas State ... Voted 1 of 4 team captains this fall by his teammates.



✓Lombardi Candidate

4 • ANTWAUN BYNUM • DE

✓All-American/All-Big 12 Candidate

Playmaking rush end was named to the Lombardi Award watch list ... Thru games of Nov. 2nd, led the Big 12 & ranked 8th in the NCAA in sacks, and also ranked 22nd in NCAA in TFLs ... Needs 2 sacks to tie MU single-season record of 11 ... Had 5 tackles, incl. 2 TFLs Sat. at A&M, and recovered 1st-half fumble ... Had 6 tackles, incl. 2 TFLs & 3 QBHs vs. Kansas ... Had 6 stops vs. OU and notched 1 QBH ... Registered 2 more sacks vs. Troy State, 3 total TFLs and 6 overall tackles in addition to 2 PBUs on the day ... Ranks 4th on MU career sack chart, and needs 7 to become the alltime leader ... Had a big game vs. Ball State, with 5 tackles, 2 TFLs, 1 sack, 1 forced fumble, 1 fumble recovery, 1 PBU and 1 QB hurry ... Forced and recovered a fumble on the BSU 1-yd line that led to MU's 1st TD, and came at a time when the Tiger offense was struggling to get going ... Was a defensive MVP in MU's big win over Illinois, as he wreaked havoc in the Illini backfield all day long ... Ended with 5 tackles, incl. 2 sacks, 4 QB hurries, and forced 2 fumbles in addition to breaking up 1 pass attempts ... Made the play of the game when he came around the right end to sack Illini QB Dustin Ward, and force a fumble that was picked up by MU's James Kinney and returned for a 46-yard TD that put MU on top for good, 20-14 with 5:31 left in the 3rd quarter.

BYNUM CAREER STATISTICS

	G-GS	Solo	Asst.	Total	TFL	Sacks
2000	2-0	4	4	8	0-0	0
2001	10-9	31	23	54	16-61	7-46
2002	11-11	33	25	58	16-69	9-52
Totals	23-20	68	52	120	32-130	16-98



✓Lombardi Award Candidate

77 • KEITH WRIGHT • DT

✓All-American/All-Big 12 Candidate

Pre-season Lombardi Award candidate ranks 3rd on the squad w/87 tackles and leads team w/a Big 12-best 23 TFLs ... Through games of Nov. 2nd, ranked 3rd in the NCAA in TFLs ... Had huge game at Texas A&M, racking up 10 stops (incl. 4 TFLs) and was a key as MU run defense held A&M to just 36 yards on 31 carries ... Had 9 tackles & 2 sacks vs. Kansas, incl. sack of KU QB for safety in 4th quarter ... Was a force vs. Nebraska, w/13 tackles, 3 TFLs and 1 sack ... Added 6 tackles and 1 TFL vs. Oklahoma ... Was disruptive vs. Troy State, with 6 tackles, including 4 behind the line of scrimmage ... Was MU's defensive MVP at Bowling Green, as he registered a season-high 14 tackles ... Had 4 tackles for losses of 14 yards, including first 2 QB sacks of the season ... Had 9 tackles vs. Ball State ... Also had 1 TFL vs. the Cardinals, and 1 QBH ... Has 9 QBHs in 8 games thus far ... Was outstanding in his 2002 debut vs. Illinois ... Had 4 tackles vs. Illinois, and was in the backfield most of the day ... Had 1 TFL (5 yds.) in which he virtually hit the Illini RB before he got the ball, and also registered 2 QB hurries.

WRIGHT CAREER STATISTICS

	G-GS	Solo	Asst.	Total	TFL	Sacks
2001	11-11	38	30	68	10-35	2-4
2002	11-11	56	31	87	23-80	6-41
Totals	22-22	94	61	155	33-115	8-45



✓Butkus Award Candidate

32 • SEAN DOYLE • LB

✓All-Big 12 Candidate

Senior captain and Butkus candidate ranks 2nd on squad with 101 tackles, and led MU w/a 13-stop outing Sat. at A&M ... Grabbed his 2nd career INT in the 4th quarter ... Had a 14-tackle outing vs. CU ... Now ranks 7th place on the MU career tackles list, with 346 career stops ... Had a season-high 16-tackle outing at Nebraska, where he led the Tigers w/6 QBHs on the day ... Had 4 stops, incl. 1 TFL & 1 PBU vs. Kansas ... Led the Tigers w/2 QBHs vs. Troy State, and had 5 tackles, including 1 for a loss ... Had 7 tackles in limited action at Bowling Green, as Falcons' spread offense forced him out due to matchup situations ... Had 16 tackles vs. Ball State ... Registered 1 TFL and also recovered a Cardinals fumble that led to 7 pts. by the Tiger offense ... Was all over the field vs. Illinois and helped defense hold in check an Illini offensive squad that was one of the nation's most potent from a year ago ... Ended with 7 tackles vs. the Illini, and added first QB sack since 2000 ... Also nabbed his first career INT in the 2nd quarter ... Has a career-high of 17 tackles, set against Nebraska and Bowling Green during the 2001 season ... Ranked 2nd in the Big 12 in 2001, and 7th nationally, with 131 total tackles.

DOYLE CAREER STATISTICS

	G-GS	Solo	Asst.	Total	TFL	Sacks
1999	11-2	19	15	34	1-4	0
2000	10-9	41	39	80	15-80	6-52
2001	11-11	95	36	131	5-9	0
2002	11-11	64	37	101	8-27	2-12
Totals	43-33	219	127	346	29-120	8-64



1 • MARCUS JAMES • WR/KR

Named Big 12 Special Teams Player of the Week recently after returning punt 80 yds. for a TD in 4th quarter of ISU game that tied the game at 35 apiece ... That marked the 1st time since 1990 that MU returned a punt for a TD (Niu Sale vs. TCU, 52 yds.), and the 80 yards marked the longest return at MU since 1960 overall ... Is a valuable member of the Tiger squad, as he doubles as MU's starting 3rd receiver and is MU's #1 punt return option ... Ranks 5th in the Big 12 & 21st in the NCAA in punt returns (13.6 yds.) ... Returned to action at Texas Tech after missing Nebraska game ... Caught a pass and returned 3 kicks vs. OU before being shaken up ... Caught 2 balls for 19 yds. vs. Troy State, and returned 3 punts for 27 yds., including a long of 14 ... Grabbed 2 passes for 34 yards at Bowling Green ... Was unable to return a punt at BGSU, as the Falcons' lone punt of the night was un-returnable ... Was held without a catch vs. Ball State, but provided big punt returns for the 2nd straight game, as he averaged 13.0 yards in 3 returns ... Came up huge in helping establish field position in MU's favor during Illinois game, as he averaged a solid 12.0 yards per return in 6 attempts ... Had a long return of 19 yards, and made one notable catch in traffic ... Also caught one pass for 3 yards on the day.

JAMES CAREER STATISTICS

	G-GS	Rec.-Yds.	Avg.	TDs	Lg	PR-Yds.	Avg.	TDs	Lg
2000	11-0	1-5	5.0	0	5	9-53	5.9	0	14
2001	11-6	6-75	12.5	1	25	19-185	9.7	0	21
2002	10-6	9-91	10.1	0	24	24-327	13.6	1	80
Totals	32-12	16-171	10.7	1	25	52-565	10.9	1	80




✓All-Big 12 Candidate

24 • JAMES KINNEY • LB

Hard-hitting sophomore is the focal point of the Tiger defense ... MU's leading tackler for the season (133 total stops) ... Came off the bench Sat. at A&M and had 7 tackles on the day ... Had 13 stops vs. CU, incl. 1 TFL, & forced 1 fumble ... Through games of Nov. 2, ranked 2nd in Big 12 & 8th in NCAA in tackles ... Had 13 stops & 2 QBHs at ISU, and had a monster game at Tech, w/ career-high 19 tackles, incl. 1 sack ... Led MU w/11 tackles vs. OU, incl. 2 sacks ... Led MU w/11 stops vs. Troy State, and scored his 2nd TD of the season on a 14-yd. INT return ... Also had 2 sacks and 1 PBU vs. the Trojans ... Had 10 tackles at Bowling Green ... Notched 17-tackle effort vs. Ball State ... Had 11 solo stops vs. BSU, including 2 TFLs, and also recovered a fumble for the 2nd straight game ... Led the way defensively vs. Illinois with 10 tackles ... Provided arguably the biggest moment of the game when he picked up a fumble caused by teammate Antwaun Bynum's sack of Illini QB Dustin Ward in the 3rd quarter, and returned it 46 yards for his 1st collegiate TD ... That play broke a 14-14 tie with 5:31 left in the 3rd quarter ... Despite being a sophomore in standing, was named as one of 4 team captains by his teammates this fall.

KINNEY CAREER STATISTICS

	G-GS	Solo	Asst.	Total	TFL	Sacks
2001	10-2	17	10	27	2-12	1-10
2002	11-10	79	54	133	10-39	6-31
Totals	21-12	96	64	160	12-51	7-41



✓All-Big 12 Candidate

20 • TAURAS FERGUSON • S

Converted TB who plays the key rover position in MU's defensive scheme ... Recorded 5 tackles Sat. at A&M, incl. 1 TFL ... Had a big game vs. CU, where he had 7 tackles & returned an INT 43 yards for his 1st career TD that pulled MU to within 27-21 late in the 3rd quarter ... Also had key TFL & broke up 2 passes vs. the Buffs ... Is 4th-leading tackler on the team, w/60 stops ... Had big game vs. Kansas, leading team w/3 PBUs & notched 1st career INT stopping KU drive at MU 1 yard line ... Also had 3 tackles and returned a kickoff for a career-long 52 yards ... Had a solid game vs. OU, registering 4 tackles, incl. 1 sack, and added one PBU ... Had 5 tackles (including 1 TFL) vs. Troy State and broke up 3 passes ... Had 5 stops (4 solo/1 asst.) at Bowling Green ... Had 7 tackles vs. Ball State, incl. 1 TFL on a BSU 3rd-and-1 rush attempt from the MU 25-yard line that forced the Cardinals to kick a field goal ... Did it all in season-opening win vs. Illinois, as he registered 7 tackles, 1 sack, 1 forced fumble, 1 recovered fumble, 1 pass broken up and 1 QB hurry, all in front of his hometown St. Louis crowd ... An honorable-mention All-Big 12 pick a year ago after converting to defensive back, from his natural position of tailback ... Has also returned 8 kickoffs for a respectable average of 24.4 yards per attempt.

FERGUSON CAREER STATISTICS

	G-GS	Solo-Asst.	Total	TFL	Sacks	INTs-TDs
2001	11-11	40-31	71	6-41	2-21	0-0
2002	11-11	40-20	60	8-35	2-12	2-1
Totals	22-22	80-51	131	14-76	4-33	2-1



MISSOURI FOOTBALL DEPTH CHART

(As of November 18, 2002)



OFFENSE

DEFENSE

X-WR	12	Justin Gage, 6-4, 210, Sr., 3L
	80	Chris Crosby, 6-3, 200, RSFr.
WT	76	Rob Droege, 6-6, 290, Jr., 2L
	68	Tony Clinker, 6-4, 290, So., 1L
WG	52	Tony Palmer, 6-3, 300, RSFr.
	65	Wes Wilson, 6-3, 300, Sr.
C	70	A.J. Ricker, 6-4, 295, Jr., 2L
	69	Scott Sells, 6-5, 285, Jr., 1L
SG	58	Cliff Young, 6-2, 295, Jr., 1L
	57	Joe Gianino, 6-3, 285, So.
ST	78	Scott Paffrath, 6-5, 290, So.
	63	Steven Sanchez, 6-4, 310, Jr.
TE	93	Ben Fredrickson, 6-4, 255, Sr., 1L
	89	J.D. McCoy, 6-1, 255, Jr., 2L
QB	16	Brad Smith, 6-3, 200, RSFr.
	14	Kirk Farmer, 6-4, 215, Sr., 3L
TB	38	Zack Abron, 5-10, 225, Jr., 2L
	30	T.J. Leon, 5-11, 225, Sr., 2L
H-WR	3	Darius Outlaw, 6-2, 190, Sr., 2L
	86	Shirdonya Mitchell, 6-0, 180, Jr., 1L
Z-WR	1	Marcus James, 5-8, 170, Jr., 2L
	2	Sean Coffey, 6-6, 220, RSFr.

DE	4	Antwaun Bynum, 6-2, 245, Sr., 1L
	64	Rusty Groth, 6-4, 270, Jr.
DT	77	Keith Wright, 6-2, 285, Sr., 1L
	94	Phil Pitts, 6-1, 275, So., 1L
N	99	C.J. Mosley, 6-3, 290, RSFr.
	73	Russ Bell, 6-2, 290, Jr.
DE	28	Terrell Mills, 6-2, 240, So.
	97	Atiyyah Ellison, 6-4, 290, So.
LB	32	Sean Doyle, 6-0, 235, Sr., 3L
	11	Brandon Smith, 6-2, 215, RSFr.
LB	46	Henry Sweat, 6-0, 230, So.
	24	James Kinney, 6-1, 230, So., 1L
WHIP	40	Jason Simpson, 6-1, 190, RSFr.
	29	Gary Anthony, 6-0, 200, Sr., 3L
ROVER	20	Taurus Ferguson, 5-11, 205, Sr., 1L
	31	Quincy Wade, 5-9, 175, RSFr.
FS	36	Marcus King, 5-11, 185, So., 1L
	21	Brandon Barnes, 6-3, 220, Jr., 1L
CB	45	A.J. Kincade, 5-11, 180, RSFr.
	7	Antoine Duncan, 5-10, 185, Sr., 3L
CB	26	Michael Harden, 5-11, 180, Jr., 2L
	6	R.J. Jones, 6-0, 165, Sr., 1L

SPECIALISTS

P	35	Todd Gohsler, 6-1, 195, Jr. -OR-
	13	Brock Harvey, 6-1, 200, So., 1L
PK	34	Michael Matheny, 6-2, 195, Jr.
	35	Todd Gohsler, 6-1, 195, Jr.
H	14	Kirk Farmer, 6-4, 215, Sr., 3L
	19	Sonny Riccio, 6-2, 200, RSFr.

DS	67	Zach Strom, 6-1, 230, So.
	69	Scott Sells, 6-5, 285, Jr., 1L
KOR	86	Shirdonya Mitchell, 6-0, 180, Jr., 1L
	25	Tyrone Roberson, 5-10, 190, So., 1L
PR	1	Marcus James, 5-8, 170, Jr., 2L

2002 Missouri Football

Missouri Tigers Combined Team Statistics (as of Nov 17, 2002)

All games

RECORD:	OVERALL	HOME	AWAY	NEUTRAL
ALL GAMES.....	(5-6-0)	(3-2-0)	(1-4-0)	(1-0-0)
CONFERENCE.....	(2-5-0)	(1-2-0)	(1-3-0)	(0-0-0)
NON-CONFERENCE.....	(3-1-0)	(2-0-0)	(0-1-0)	(1-0-0)

DATE	OPPONENT	W/L	SCORE	ATTEND	TEAM STATISTICS	MU	OPP
Aug 31, 2002	vs Illinois	W	33-20	61876	FIRST DOWNS.....	232	256
Sep 07, 2002	BALL STATE CARDINALS	W	41-6	49282	Rushing.....	106	98
Sep 14, 2002	at Bowling Green	L	28-51	21969	Passing.....	105	138
Sep 28, 2002	TROY STATE TROJANS	W	44-7	50220	Penalty.....	21	20
*Oct 05, 2002	#3 OKLAHOMA SOONERS	L	24-31	60578	RUSHING YARDAGE.....	2139	1750
*Oct 12, 2002	at Nebraska	L	13-24	78014	Yards gained rushing...	2391	2098
*Oct 19, 2002	at Texas Tech	L	38-52	42781	Yards lost rushing....	252	348
*Oct 26, 2002	KANSAS JAYHAWKS	W	36-12	60287	Rushing Attempts.....	462	451
*11-2-02	at #22 Iowa State	L	35-42	44339	Average Per Rush.....	4.6	3.9
*Nov 09, 2002	#18 COLORADO BUFFS	LOT	35-42	48465	Average Per Game.....	194.5	159.1
*Nov 16, 2002	at Texas A&M	W OT	33-27	78186	TDs Rushing.....	27	20
* denotes conference game					PASSING YARDAGE.....	2312	3101

RUSHING	GP-GS	Att	Gain	Loss	Net	Avg	TD	Long	Avg/G
SMITH, Brad	11-11	180	1146	147	999	5.6	7	75	90.8
ABRON, Zack	10-10	167	785	34	751	4.5	15	48	75.1
LEON, T.J.	11-1	56	269	15	254	4.5	4	23	23.1
ROBERSON, Tyrone	8-0	25	109	6	103	4.1	1	20	12.9
FARMER, Kirk	11-0	4	32	0	32	8.0	0	18	2.9
GAGE, Justin	11-11	2	9	0	9	4.5	0	5	0.8
SCHAUFFLER, Shan	3-0	3	7	0	7	2.3	0	4	2.3
WHITNEY, Mario	2-0	5	9	2	7	1.4	0	5	3.5
GIFFEN, Chad	2-0	3	7	0	7	2.3	0	5	3.5
MITCHELL, Shirdo	9-2	1	6	0	6	6.0	0	6	0.7
HOWARD, Jonathan	1-0	1	4	0	4	4.0	0	4	4.0
OUTLAW, Darius	11-8	2	5	3	2	1.0	0	5	0.2
OMBOGA, Thomson	7-5	2	3	2	1	0.5	0	3	0.1
Missouri Team	10-0	11	0	43	-43	-3.9	0	0	-4.3
Total.....	11	462	2391	252	2139	4.6	27	75	194.5
Opponents.....	11	451	2098	348	1750	3.9	20	53	159.1

PASSING	GP-GS	Effic	Att-Cmp-Int	Pct	Yds	TD	Lng	Avg/G
SMITH, Brad	11-11	121.02	342-189-5	55.3	2207	15	62	200.6
FARMER, Kirk	11-0	105.38	11-5-1	45.5	63	1	27	5.7
OUTLAW, Darius	11-8	251.20	2-2-0	100.0	36	0	31	3.3
GAGE, Justin	11-11	480.40	1-1-0	100.0	6	1	6	0.5
Total.....	11	122.28	356-197-6	55.3	2312	17	62	210.2
Opponents.....	11	131.92	406-241-11	59.4	3101	17	65	281.9

RECEIVING	GP-GS	No.	Yds	Avg	TD	Long	Avg/G
GAGE, Justin	11-11	80	1019	12.7	9	62	92.6
OUTLAW, Darius	11-8	44	524	11.9	3	55	47.6
OMBOGA, Thomson	7-5	21	253	12.0	1	33	36.1
FREDRICKSON, Ben	11-6	10	119	11.9	1	41	10.8
COFFEY, Sean	9-2	9	117	13.0	0	35	13.0
JAMES, Marcus	10-6	9	91	10.1	0	24	9.1
McCoy, J. D.	11-4	8	58	7.2	1	10	5.3
ABRON, Zack	10-10	6	46	7.7	2	13	4.6
LEON, T.J.	11-1	4	22	5.5	0	11	2.0
SMITH, Brad	11-11	2	36	18.0	0	31	3.3
MITCHELL, Shirdo	9-2	2	15	7.5	0	13	1.7
CROSBY, Chris	5-0	1	7	7.0	0	7	1.4
MATTHEWS, Clint	8-0	1	5	5.0	0	5	0.6
Total.....	11	197	2312	11.7	17	62	210.2
Opponents.....	11	241	3101	12.9	17	65	281.9

FIELD GOALS	FGM-FGA	Pct	01-19	20-29	30-39	40-49	50-99	Lg	Blk
PETTERSEN, Alex	0-2	0.0	0-1	0-0	0-0	0-1	0-0	0	1
MATHENY, Mike	9-13	69.2	0-0	4-5	2-3	3-5	0-0	44	1

SCORING	TD	FGs	PATs					DXP	Saf	Points
ABRON, Zack	17	0-0	0-0	0-0	0	0-0	0	0	102	
MATHENY, Mike	0	9-13	40-42	0-0	0	0-0	0	0	67	
GAGE, Justin	9	0-0	0-0	0-0	0	0-0	0	0	54	
SMITH, Brad	7	0-0	0-0	0-0	0	0-0	0	0	42	
LEON, T.J.	4	0-0	0-0	0-0	0	0-0	0	0	24	
OUTLAW, Darius	3	0-0	0-0	0-0	0	0-1	0	0	18	

INTERCEPTIONS	No.	Yds	Avg	TD	Long
JONES, R.J.	3	39	13.0	0	39
FERGUSON, Taurus	2	43	21.5	1	43
HARDEN, Michael	2	7	3.5	0	7
DOYLE, Sean	2	13	6.5	0	13
BARNES, Brandon	1	25	25.0	0	25
KINNEY, James	1	14	14.0	1	14
Total.....	11	141	12.8	2	43
Opponents.....	6	56	9.3	1	30

PUNTING	No.	Yds	Avg	Long	TB	FC	I20	Blkd
HARVEY, Brock	54	2295	42.5	69	10	6	11	0
GOHSLER, Todd	4	155	38.8	45	0	0	1	0
Total.....	58	2450	42.2	69	10	6	12	0
Opponents.....	54	2049	37.9	69	4	5	14	2

PUNT RETURNS	No.	Yds	Avg	TD	Long
JAMES, Marcus	24	327	13.6	1	80
SMITH, Brandon	1	4	4.0	0	0
OMBOGA, Thomson	1	19	19.0	0	19
BYNUM, Antwaun	1	0	0.0	0	0
GOODEN, Orlando	0	3	0.0	0	3
Total.....	27	353	13.1	1	80
Opponents.....	24	275	11.5	1	89

KICK RETURNS	No.	Yds	Avg	TD	Long
MITCHELL, Shirdo	11	306	27.8	0	89
ROBERSON, Tyrone	10	200	20.0	0	36
FERGUSON, Taurus	8	195	24.4	0	52
JAMES, Marcus	8	108	13.5	0	25
WHITNEY, Mario	2	45	22.5	0	28
OMBOGA, Thomson	1	21	21.0	0	21
MING, Derrick	1	10	10.0	0	10
GOODEN, Orlando	1	15	15.0	0	15
Total.....	42	900	21.4	0	89
Opponents.....	42	782	18.6	0	42

ALL PURPOSE	G	Rush	Rec	PR	KOR	IR	Tot	Avg/G
-------------	---	------	-----	----	-----	----	-----	-------

2002 Missouri Football
Missouri Tigers Overall Team Statistics (as of Nov 17, 2002)
All games

TEAM STATISTICS	MU	OPP
-----	-----	-----
SCORING.....	360	314
Points Per Game.....	32.7	28.5
FIRST DOWNS.....	232	256
Rushing.....	106	98
Passing.....	105	138
Penalty.....	21	20
RUSHING YARDAGE.....	2139	1750
Yards gained rushing.....	2391	2098
Yards lost rushing.....	252	348
Rushing Attempts.....	462	451
Average Per Rush.....	4.6	3.9
Average Per Game.....	194.5	159.1
TDs Rushing.....	27	20
PASSING YARDAGE.....	2312	3101
Att-Comp-Int.....	356-197-6	406-241-11
Average Per Pass.....	6.5	7.6
Average Per Catch.....	11.7	12.9
Average Per Game.....	210.2	281.9
TDs Passing.....	17	17
TOTAL OFFENSE.....	4451	4851
Total Plays.....	818	857
Average Per Play.....	5.4	5.7
Average Per Game.....	404.6	441.0
KICK RETURNS: #-YARDS.....	42-900	42-782
PUNT RETURNS: #-YARDS.....	27-353	24-275
INT RETURNS: #-YARDS.....	11-141	6-56
KICK RETURN AVERAGE.....	21.4	18.6
PUNT RETURN AVERAGE.....	13.1	11.5
INT RETURN AVERAGE.....	12.8	9.3
FUMBLES-LOST.....	16-5	24-11
PENALTIES-YARDS.....	78-608	70-606
Average Per Game.....	55.3	55.1
PUNTS-YARDS.....	58-2450	54-2049
Average Per Punt.....	42.2	37.9
Net punt average.....	37.5	31.4
TIME OF POSSESSION/GAME.....	29:46	30:14
3RD-DOWN CONVERSIONS.....	73/175	62/167
3rd-Down Pct.....	42%	37%
4TH-DOWN CONVERSIONS.....	11/23	12/20
4th-Down Pct.....	48%	60%
SACKS BY-YARDS.....	22-154	21-94
MISC YARDS.....	46	0
TOUCHDOWNS SCORED.....	48	39
FIELD GOALS-ATTEMPTS.....	9-15	14-20
PAT-ATTEMPTS.....	43-46	30-33
ATTENDANCE.....	268832	265289
Games/Avg Per Game.....	5/53766	5/53058

SCORE BY QUARTERS	1st	2nd	3rd	4th	OT	Total
-----	---	---	---	---	---	---
Missouri Tigers.....	65	87	111	88	9	- 360
Opponents.....	78	80	85	61	10	- 314

2002 Missouri Football
Missouri Tigers Overall Individual Statistics (as of Nov 17, 2002)
All games

RUSHING	GP-GS	Att	Gain	Loss	Net	Avg	TD	Long	Avg/G

SMITH, Brad	11-11	180	1146	147	999	5.6	7	75	90.8
ABRON, Zack	10-10	167	785	34	751	4.5	15	48	75.1
LEON, T.J.	11-1	56	269	15	254	4.5	4	23	23.1
ROBERSON,Tyrone	8-0	25	109	6	103	4.1	1	20	12.9
FARMER, Kirk	11-0	4	32	0	32	8.0	0	18	2.9
GAGE, Justin	11-11	2	9	0	9	4.5	0	5	0.8
GIFFEN, Chad	2-0	3	7	0	7	2.3	0	5	3.5
WHITNEY, Mario	2-0	5	9	2	7	1.4	0	5	3.5
SCHAUFFLER,Shan	3-0	3	7	0	7	2.3	0	4	2.3
MITCHELL,Shirido	9-2	1	6	0	6	6.0	0	6	0.7
HOWARD,Jonathan	1-0	1	4	0	4	4.0	0	4	4.0
OUTLAW, Darius	11-8	2	5	3	2	1.0	0	5	0.2
OMBOGA, Thomson	7-5	2	3	2	1	0.5	0	3	0.1
Missouri Team	10-0	11	0	43	-43	-3.9	0	0	-4.3
Total.....	11	462	2391	252	2139	4.6	27	75	194.5
Opponents.....	11	451	2098	348	1750	3.9	20	53	159.1

PASSING	GP-GS	Effic	Att-Cmp	Int	Pct	Yds	TD	Lng	Avg/G

SMITH, Brad	11-11	121.02	342-189	5	55.3	2207	15	62	200.6
FARMER, Kirk	11-0	105.38	11-5	1	45.5	63	1	27	5.7
OUTLAW, Darius	11-8	251.20	2-2	0	100.0	36	0	31	3.3
GAGE, Justin	11-11	480.40	1-1	0	100.0	6	1	6	0.5
Total.....	11	122.28	356-197	6	55.3	2312	17	62	210.2
Opponents.....	11	131.92	406-241	11	59.4	3101	17	65	281.9

RECEIVING	GP-GS	No.	Yds	Avg	TD	Long	Avg/G

GAGE, Justin	11-11	80	1019	12.7	9	62	92.6
OUTLAW, Darius	11-8	44	524	11.9	3	55	47.6
OMBOGA, Thomson	7-5	21	253	12.0	1	33	36.1
FREDRICKSON,Ben	11-6	10	119	11.9	1	41	10.8
COFFEY, Sean	9-2	9	117	13.0	0	35	13.0
JAMES, Marcus	10-6	9	91	10.1	0	24	9.1
McCoy, J. D.	11-4	8	58	7.2	1	10	5.3
ABRON, Zack	10-10	6	46	7.7	2	13	4.6
LEON, T.J.	11-1	4	22	5.5	0	11	2.0
SMITH, Brad	11-11	2	36	18.0	0	31	3.3
MITCHELL,Shirido	9-2	2	15	7.5	0	13	1.7
CROSBY, Chris	5-0	1	7	7.0	0	7	1.4
MATTHEWS, Clint	8-0	1	5	5.0	0	5	0.6
Total.....	11	197	2312	11.7	17	62	210.2
Opponents.....	11	241	3101	12.9	17	65	281.9

PUNT RETURNS	No.	Yds	Avg	TD	Long

JAMES, Marcus	24	327	13.6	1	80
OMBOGA, Thomson	1	19	19.0	0	19
BYNUM, Antwaun	1	0	0.0	0	0
SMITH, Brandon	1	4	4.0	0	0
GOODEN, Orlando	0	3	0.0	0	3
Total.....	27	353	13.1	1	80
Opponents.....	24	275	11.5	1	89

INTERCEPTIONS	No.	Yds	Avg	TD	Long

JONES, R.J.	3	39	13.0	0	39
HARDEN, Michael	2	7	3.5	0	7
DOYLE, Sean	2	13	6.5	0	13
FERGUSON,Taurus	2	43	21.5	1	43
BARNES, Brandon	1	25	25.0	0	25
KINNEY, James	1	14	14.0	1	14
Total.....	11	141	12.8	2	43
Opponents.....	6	56	9.3	1	30

KICK RETURNS	No.	Yds	Avg	TD	Long

MITCHELL,Shirido	11	306	27.8	0	89
ROBERSON,Tyrone	10	200	20.0	0	36
FERGUSON,Taurus	8	195	24.4	0	52
JAMES, Marcus	8	108	13.5	0	25
WHITNEY, Mario	2	45	22.5	0	28
GOODEN, Orlando	1	15	15.0	0	15
OMBOGA, Thomson	1	21	21.0	0	21
MING, Derrick	1	10	10.0	0	10
Total.....	42	900	21.4	0	89
Opponents.....	42	782	18.6	0	42

FUMBLE RETURNS	No.	Yds	Avg	TD	Long

KINNEY, James	1	46	46.0	1	46
Total.....	1	46	46.0	1	46
Opponents.....	0	0	0.0	0	0

2002 Missouri Football
Missouri Tigers Overall Individual Statistics (as of Nov 17, 2002)
All games

SCORING	----- PATs -----									
	TD	FGs	Kick	Rush	Rcv	Pass	DXP	Saf	Points	

ABRON, Zack	17	0-0	0-0	0-0	0	0-0	0	0	102	
MATHENY, Mike	0	9-13	40-42	0-0	0	0-0	0	0	67	
GAGE, Justin	9	0-0	0-0	0-0	0	0-0	0	0	54	
SMITH, Brad	7	0-0	0-0	0-0	0	0-0	0	0	42	
LEON, T.J.	4	0-0	0-0	0-0	0	0-0	0	0	24	
OUTLAW, Darius	3	0-0	0-0	0-0	0	0-1	0	0	18	
KINNEY, James	2	0-0	0-0	0-0	0	0-0	0	0	12	
McCoy, J. D.	1	0-0	0-0	0-0	0	0-0	0	0	6	
JAMES, Marcus	1	0-0	0-0	0-0	0	0-0	0	0	6	
ROBERSON,Tyrone	1	0-0	0-0	0-0	0	0-0	0	0	6	
FERGUSON,Tauras	1	0-0	0-0	0-0	0	0-0	0	0	6	
OMBOGA, Thomson	1	0-0	0-0	0-0	0	0-0	0	0	6	
FREDRICKSON,Ben	1	0-0	0-0	0-0	0	0-0	0	0	6	
PETTERSEN, Alex	0	0-2	3-4	0-0	0	0-0	0	0	3	
Missouri Team	0	0-0	0-0	0-0	0	0-0	0	1	2	
Total.....	48	9-15	43-46	0-0	0	0-1	0	1	360	
Opponents.....	39	14-20	30-33	1-1	3	3-5	0	0	314	

TOTAL OFFENSE	G	Plays	Rush	Pass	Total	Avg/G

SMITH, Brad	11	522	999	2207	3206	291.5
ABRON, Zack	10	167	751	0	751	75.1
LEON, T.J.	11	56	254	0	254	23.1
ROBERSON,Tyrone	8	25	103	0	103	12.9
FARMER, Kirk	11	15	32	63	95	8.6
OUTLAW, Darius	11	4	2	36	38	3.5
GAGE, Justin	11	3	9	6	15	1.4
GIFFEN, Chad	2	3	7	0	7	3.5
WHITNEY, Mario	2	5	7	0	7	3.5
SCHAUFFLER,Shan	3	3	7	0	7	2.3
MITCHELL,Shirido	9	1	6	0	6	0.7
HOWARD,Jonathan	1	1	4	0	4	4.0
OMBOGA, Thomson	7	2	1	0	1	0.1
Missouri Team	10	11	-43	0	-43	-4.3
Total.....	11	818	2139	2312	4451	404.6
Opponents.....	11	857	1750	3101	4851	441.0

FIELD GOALS	FGM-FGA	Pct	01-19	20-29	30-39	40-49	50-99	Lg	Blk

PETTERSEN, Alex	0-2	0.0	0-1	0-0	0-0	0-1	0-0	0	1
MATHENY, Mike	9-13	69.2	0-0	4-5	2-3	3-5	0-0	44	1

PUNTING	No.	Yds	Avg	Long	TB	FC	I20	Blkd

HARVEY, Brock	54	2295	42.5	69	10	6	11	0
GOHSLER, Todd	4	155	38.8	45	0	0	1	0
Total.....	58	2450	42.2	69	10	6	12	0
Opponents.....	54	2049	37.9	69	4	5	14	2

FG SEQUENCE	Missouri Tigers	OPPONENTS

Illinois	16,42	-
Ball State Cardinals	42	(45),(43)
Bowling Green	-	(34),(41),(26)
Troy State Trojans	(28),(26),(35)	-
Oklahoma Sooners	26,(38)	34,(20),43
Nebraska	(22),(44)	(42),35
Texas Tech	(44)	(40)
Kansas Jayhawks	46	40,43
Iowa State	-	(27),(44),42
Colorado Buffs	-	(45),(20)
Texas A&M	(20),38,(40)	(25),(40)

Numbers in (parentheses) indicate field goal was made.

2002 Missouri Football
Missouri Tigers Overall Individual Statistics (as of Nov 17, 2002)
All games

ALL PURPOSE	G	Rush	Rec	PR	KOR	IR	Tot	Avg/G
SMITH, Brad	11	999	36	0	0	0	1035	94.1
GAGE, Justin	11	9	1019	0	0	0	1028	93.5
ABRON, Zack	10	751	46	0	0	0	797	79.7
JAMES, Marcus	10	0	91	327	108	0	526	52.6
OUTLAW, Darius	11	2	524	0	0	0	526	47.8
MITCHELL,Shirido	9	6	15	0	306	0	327	36.3
ROBERSON,Tyrone	8	103	0	0	200	0	303	37.9
OMBOGA, Thomson	7	1	253	19	21	0	294	42.0
LEON, T.J.	11	254	22	0	0	0	276	25.1
FERGUSON,Taurus	11	0	0	0	195	43	238	21.6
FREDRICKSON,Ben	11	0	119	0	0	0	119	10.8
COFFEY, Sean	9	0	117	0	0	0	117	13.0
McCoy, J. D.	11	0	58	0	0	0	58	5.3
WHITNEY, Mario	2	7	0	0	45	0	52	26.0
JONES, R.J.	11	0	0	0	0	39	39	3.5
FARMER, Kirk	11	32	0	0	0	0	32	2.9
BARNES, Brandon	11	0	0	0	0	25	25	2.3
GOODEN, Orlando	11	0	0	3	15	0	18	1.6
KINNEY, James	11	0	0	0	0	14	14	1.3
DOYLE, Sean	11	0	0	0	0	13	13	1.2
MING, Derrick	9	0	0	0	10	0	10	1.1
SCHAUFFLER,Shan	3	7	0	0	0	0	7	2.3
CROSBY, Chris	5	0	7	0	0	0	7	1.4
GIFFEN, Chad	2	7	0	0	0	0	7	3.5
HARDEN, Michael	11	0	0	0	0	7	7	0.6
MATTHEWS, Clint	8	0	5	0	0	0	5	0.6
HOWARD,Jonathan	1	4	0	0	0	0	4	4.0
SMITH, Brandon	11	0	0	4	0	0	4	0.4
Missouri Team	10	-43	0	0	0	0	-43	-4.3
Total.....	11	2139	2312	353	900	141	5845	531.4
Opponents.....	11	1750	3101	275	782	56	5964	542.2

2002 Missouri Football
Missouri Tigers Overall Defensive Statistics (as of Nov 17, 2002)
All games

DEFENSIVE LEADERS	GP	-----Tackles-----				-Sacks-		---Pass Def---			-Fumbles-		Blkd	
		Solo	Ast	Total	TFL/Yds	No-Yds	Int-Yds	BrUp	QBH	Rcv-Yds	FF	Kick	Saf	
24 KINNEY, James	11	79	54	133	10-39	6-31	1-14	3	5	3-46	1	.	.	
32 DOYLE, Sean	11	64	37	101	8-27	2-12	2-13	2	8	1-0	.	.	.	
77 WRIGHT, Keith	11	56	31	87	23-80	6-41	.	.	12	
20 FERGUSON,Taurus	11	40	20	60	8-35	2-12	2-43	9	2	1-0	1	.	.	
4 BYNUM, Antwaun	11	33	25	58	16-69	9-52	.	4	15	2-0	3	1	.	
40 SIMPSON, Jason	11	35	18	53	2-4	.	.	2	1	
21 BARNES, Brandon	11	46	7	53	1-3	.	1-25	1	.	2-0	1	.	.	
26 HARDEN, Michael	11	45	2	47	.	.	2-7	15	.	.	1	.	.	
29 ANTHONY, Gary	11	21	23	44	3-6	1-3	.	1	1	
7 DUNCAN, Antoine	11	37	5	42	.	.	.	3	1	.	2	.	.	
36 KING, Marcus	11	29	9	38	.	.	.	4	.	.	1	.	.	
99 MOSLEY, C.J.	11	27	10	37	8-32	3-25	.	1	3	.	1	.	.	
97 ELLISON,Atiyyah	11	13	22	35	5	1-0	.	.	.	
73 BELL, Russ	11	20	13	33	5-21	3-16	.	3	2	
6 JONES, R.J.	11	26	4	30	1-1	.	3-39	6	
79 TARPOFF, Nick	9	9	12	21	1-11	1-11	.	.	2	
28 MILLS, Terrell	11	9	7	16	3-11	.	.	.	5	
46 SWEAT, Henry	7	10	5	15	1-2	
11 SMITH, Brandon	11	8	7	15	1	.	
47 GOODEN, Orlando	11	7	7	14	
45 KINCADE, A.J.	11	6	5	11	
49 SCOTT, Justin	11	3	5	8	
94 PITTS, Phil	9	2	5	7	1	1-0	.	.	.	
TM Missouri Team	10	4	.	4	1	
1 JAMES, Marcus	10	1	2	3	
31 WADE, Quincy	8	1	2	3	
27 STARKS, Tim	5	.	2	2	
34 MATHENY, Mike	11	2	.	2	
64 GROTH, Rusty	3	1	1	2	2-4	
53 MING, Derrick	9	1	.	1	
93 FREDRICKSON,Ben	11	1	.	1	
30 LEON, T.J.	11	.	1	1	
16 SMITH, Brad	11	1	.	1	
13 HARVEY, Brock	10	1	.	1	
3 OUTLAW, Darius	11	1	.	1	
35 GOHSLER, Todd	1	1	.	1	
Total.....	11	640	341	981	92-345	22-154	11-141	54	63	11-46	11	2	1	
Opponents.....	11	476	341	817	79-204	21-94	6-56	37	2	5-0	10	3	.	

2002 Missouri Football
Missouri Tigers Passing Game-by-Game (as of Nov 17, 2002)
All games

#16 SMITH, Brad	Att	Comp	Int	Pct	Yards	TD	Long	Sack	Yds
Illinois.....	26	15	0	57.7	152	0	28	0	0
Ball State Cardinals..	27	14	0	51.9	176	1	33	0	0
Bowling Green.....	50	28	1	56.0	334	2	38	3	19
Troy State Trojans....	34	18	0	52.9	213	1	35	0	0
Oklahoma Sooners.....	39	19	3	48.7	178	1	46	2	2
Nebraska.....	29	14	0	48.3	123	0	22	4	14
Texas Tech.....	32	20	0	62.5	275	3	53	2	10
Kansas Jayhawks.....	16	9	0	56.2	135	2	62	0	0
Iowa State.....	34	23	1	67.6	241	1	55	1	9
Colorado Buffs.....	30	16	0	53.3	209	2	41	5	18
Texas A&M.....	25	13	0	52.0	171	2	33	4	22
TOTALS.....	342	189	5	55.3	2207	15	62	21	94

#14 FARMER, Kirk	Att	Comp	Int	Pct	Yards	TD	Long	Sack	Yds
Ball State Cardinals..	5	2	0	40.0	40	1	27	0	0
Troy State Trojans....	1	0	1	0.0	0	0	0	0	0
Kansas Jayhawks.....	5	3	0	60.0	23	0	14	0	0
TOTALS.....	11	5	1	45.5	63	1	27	0	0

#3 OUTLAW, Darius	Att	Comp	Int	Pct	Yards	TD	Long	Sack	Yds
Troy State Trojans....	1	1	0	100.0	5	0	5	0	0
Texas Tech.....	1	1	0	100.0	31	0	31	0	0
TOTALS.....	2	2	0	100.0	36	0	31	0	0

#12 GAGE, Justin	Att	Comp	Int	Pct	Yards	TD	Long	Sack	Yds
Iowa State.....	1	1	0	100.0	6	1	6	0	0
TOTALS.....	1	1	0	100.0	6	1	6	0	0

**2002 Missouri Football
Missouri Tigers Rushing/Receiving Game-by-Game (as of Nov 17, 2002)
All games**

RUSHING	No-Yds/TD	ILL	BSU	BGSU	TROYSTAT	OU	NU	TT	KU	IS	CU	TA
SMITH, Brad QB.....	180-999/7	18-138/1	9-105/1	12-14/0	13-137/1	26-213/2	17-34/0	13-21/0	15-117/1	15-77/0	16-49/0	26-94/1
ABRON, Zack TB.....	167-751/15	26-116/2	15-75/3	16-40/2	20-98/2	16-62/0	12-65/1	5-33/0	DNP	13-51/2	17-85/2	27-126/1
LEON, T.J. TB.....	56-254/4	7-24/1	2--1/0	1-4/0	6-12/0	-	-	6-52/1	17-104/2	6-10/0	4-16/0	7-33/0
ROBERSON,Tyrone TB..	25-103/1	-	3-12/0	-	5-10/0	DNP	DNP	6-36/1	11-45/0	DNP	-	-
FARMER, Kirk QB.....	4-32/0	-	1-18/0	-	1-10/0	-	-	-	1-0/0	-	-	1-4/0
GAGE, Justin WR.....	2-9/0	1-5/0	-	-	-	-	-	-	-	-	-	1-4/0
SCHAUFLEIER,Shan TB..	3-7/0	DNP	2-4/0	DNP	1-3/0	DNP	-	DNP	DNP	DNP	DNP	DNP
WHITNEY, Mario TB....	5-7/0	1-4/0	4-3/0	DNP	DNP	DNP	DNP	DNP	DNP	DNP	DNP	DNP
GIFFEN, Chad TB.....	3-7/0	DNP	1-5/0	DNP	2-2/0	DNP	DNP	DNP	DNP	DNP	DNP	DNP
MITCHELL,Shirldo WR..	1-6/0	DNP	-	DNP	1-6/0	-	-	-	-	-	-	-
HOWARD,Jonathan RB..	1-4/0	DNP	DNP	DNP	1-4/0	DNP	DNP	DNP	DNP	DNP	DNP	DNP
OUTLAM, Darius WR....	2-2/0	-	-	1--3/0	-	-	-	-	1-5/0	-	-	-
OMBOGA, Thomson WR..	2-1/0	-	-	-	1--2/0	DNP	DNP	-	-	1-3/0	DNP	DNP
Missouri Team.....	11--43/0	1--2/0	-	DNP	1--3/0	2--4/0	1--2/0	1--3/0	3--4/0	1--23/0	-	1--2/0
RECEIVING	No-Yds/TD	ILL	BSU	BGSU	TROYSTAT	OU	NU	TT	KU	IS	CU	TA
GAGE, Justin WR.....	80-1019/9	7-63/0	5-58/1	16-236/1	5-34/0	9-122/1	7-47/0	5-114/2	4-77/1	6-37/0	9-108/2	7-123/1
OUTLAM, Darius WR....	44-524/3	-	3-49/1	1-25/0	1-12/0	4-24/0	5-71/0	10-89/0	4-51/1	9-103/1	5-85/0	2-15/0
OMBOGA, Thomson WR..	21-253/1	5-77/0	5-81/0	5-15/0	2-41/1	DNP	DNP	2-18/0	-	2-21/0	DNP	DNP
FREDRICKSON,Ben TE..	10-119/1	2-9/0	-	2-9/0	1-6/0	2-11/0	-	2-43/1	-	1-41/0	-	-
COFFEY, Sean WR.....	9-117/0	-	-	-	6-88/0	DNP	1-6/0	DNP	1-14/0	-	-	1-9/0
JAMES, Marcus WR....	9-91/0	1-3/0	-	2-34/0	2-19/0	1-9/0	DNP	-	1-7/0	2-19/0	-	-
McCoy, J. D. TE.....	8-58/1	-	-	1-9/0	-	1-3/0	-	-	DNP	2-14/1	2-16/0	2-16/0
ABRON, Zack TB.....	6-46/2	-	2-15/0	1-6/1	1-13/0	1-4/0	-	-	-	-	-	1-8/1
SMITH, Brad QB.....	2-36/0	-	-	-	1-5/0	-	-	1-31/0	-	-	-	-
LEON, T.J. TB.....	4-22/0	-	-	-	-	1-5/0	1--1/0	1-11/0	-	1-7/0	-	-
MITCHELL,Shirldo WR..	2-15/0	DNP	1-13/0	DNP	-	-	-	-	1-2/0	-	-	-
CROSEY, Chris WR....	1-7/0	DNP	-	DNP	-	DNP	DNP	-	1-7/0	DNP	DNP	-
MATTHEWS, Clint TE..	1-5/0	-	DNP	-	-	DNP	-	DNP	-	1-5/0	-	-

Team Game-by-Game Statistics

Game	Score	First Downs—		Rushing—	Passing—			Total Off. Pl-Yds	Punting No-Avg	Fumbles No-Lost	Penalties No-Yds	3rd Dns	Time of Poss
		Tot	Ru-Pa-Pen	No-Yds-TD	C-A-I	Yds	TD						
Missouri	33	23	12-8-3	54-285-4	15-26-0	152	0	80-437	5-42.2	2-2	5-39	8-18	35:21
vs. Illinois	20	18	3-13-2	34-67-1	18-42-1	246	2	76-313	7-39.4	4-2	6-54	3-16	24:39
Missouri	41	21	9-9-3	37-221-4	16-32-0	216	2	69-437	4-46.2	3-0	5-35	4-12	26:22
Ball State	6	18	8-8-2	45-164-0	18-25-1	150	0	70-314	6-36.0	4-4	7-54	5-15	33:38
Missouri	28	23	3-15-5	30-55-2	28-50-1	334	2	80-389	6-42.8	1-0	11-123	7-17	28:20
at Bowling Green	51	29	14-11-4	50-202-3	18-33-1	375	2	83-577	1-29.0	1-0	10-98	6-14	31:40
Missouri	44	27	14-12-1	52-277-3	19-36-1	218	1	88-495	2-40.0	1-0	10-90	9-17	35:13
Troy State	7	18	7-9-2	28-69-0	18-31-4	231	1	59-300	5-44.6	2-1	5-42	4-11	24:47
Missouri	24	22	15-6-1	44-271-2	19-39-3	178	1	83-449	5-43.4	1-0	5-44	9-19	32:29
Oklahoma	31	14	5-9-0	30-126-2	21-33-0	317	2	63-443	7-41.4	1-0	7-45	5-16	27:31
Missouri	13	11	1-6-4	30-97-1	14-29-0	123	0	59-220	8-47.8	2-0	7-44	4-16	27:02
at Nebraska	24	20	16-2-2	62-325-1	4-12-0	34	1	74-359	6-27.2	2-1	6-66	3-13	32:58
Missouri	38	23	9-13-1	31-139-2	21-33-0	306	3	64-445	4-34.2	1-0	10-77	4-11	26:56
at Texas Tech	52	38	7-29-2	29-88-2	50-71-0	518	5	100-606	2-40.5	1-1	6-60	10-19	32:59
Missouri	36	20	13-6-1	48-267-3	12-21-0	158	2	69-425	7-38.7	0-0	5-45	6-14	30:18
Kansas	12	23	8-15-0	37-124-0	20-44-1	252	2	81-376	7-43.9	2-0	6-39	4-15	29:42
Missouri	35	18	9-9-0	36-118-2	24-35-1	247	2	71-365	8-42.0	2-0	4-25	7-18	29:01
at Iowa State	42	28	10-18-0	39-177-4	31-47-0	425	1	86-602	5-32.4	2-1	6-52	8-16	30:59
Missouri	35	20	8-10-2	37-150-2	16-30-0	209	2	67-359	5-43.8	1-1	2-8	6-14	23:25
Colorado	42	29	18-11-0	66-372-4	17-27-1	203	1	93-575	3-44.0	2-0	5-50	11-19	36:35
Missouri	33	24	13-11-0	63-259-2	13-25-0	171	2	88-430	4-38.8	3-2	14-78	9-19	32:58
at Texas A&M	27	21	2-13-6	31-36-3	26-41-2	350	0	72-386	5-34.0	3-1	6-46	3-13	27:02

Game-by-Game Starting Lineups

OFFENSE	WR	WT	WG	C	SG	ST	QB	TB	TE	WR	WR
vs. Illinois	Gage	Droege	Young	Ricker	Gianino	Paffrath	Smith	Abrons	McCoy	James	Omboga
Ball State	Gage	Droege	Young	Ricker	Gianino	Paffrath	Smith	Abrons	McCoy	James	Omboga
at Bowling Green	Gage	Droege	Young	Ricker	Gianino	Paffrath	Smith	Abrons	McCoy	Coffey	Outlaw
Troy State	Gage	Droege	Palmer	Ricker	Gianino	Paffrath	Smith	Abrons	Fredrickson	James	Omboga
Oklahoma	Gage	Droege	Palmer	Ricker	Gianino	Paffrath	Smith	Abrons	Fredrickson	James	Outlaw
at Nebraska	Gage	Droege	Palmer	Ricker	Gianino	Paffrath	Smith	Abrons	Mitchell*	Coffey	Outlaw
at Texas Tech	Gage	Droege	Palmer	Ricker	Gianino	Paffrath	Smith	Abrons	Fredrickson	Mitchell	Outlaw
Kansas	Gage	Droege	Palmer	Ricker	Young	Paffrath	Smith	Leon	Omboga*	James	Outlaw
at Iowa State	Gage	Droege	Palmer	Ricker	Young	Paffrath	Smith	Abrons	Fredrickson	Omboga	Outlaw
Colorado	Gage	Droege	Palmer	Ricker	Young	Paffrath	Smith	Abrons	Fredrickson	James	Outlaw
at Texas A&M	Gage	Droege	Palmer	Ricker	Young	Paffrath	Smith	Abrons	Fredrickson	McCoy#	Outlaw
Kansas State											

DEFENSE	DE	DT	DT	DE	LB	LB	WH	RV	FS	CB	CB
vs. Illinois	Bynum	Mosley	Wright	Ellison	Doyle	Kinney	Simpson	Ferguson	King	Duncan	Jones
Ball State	Bynum	Mosley	Wright	Ellison	Doyle	Kinney	Simpson	Ferguson	King	Duncan	Harden
at Bowling Green	Bynum	Mosley	Wright	Ellison	Doyle	Kinney	Simpson	Ferguson	King	Duncan	Harden
Troy State	Bynum	Bell	Wright	Ellison	Doyle	Kinney	Simpson	Ferguson	King	Duncan	Harden
Oklahoma	Bynum	Bell	Wright	Ellison	Doyle	Kinney	Simpson	Ferguson	King	Jones	Harden
at Nebraska	Bynum	Bell	Wright	Ellison	Doyle	Kinney	Simpson	Ferguson	Barnes	Jones	Harden
at Texas Tech	Bynum	Bell	Wright	Ellison	Doyle	Kinney	Simpson	Ferguson	Barnes	Jones	Harden
Kansas	Bynum	Bell	Wright	Ellison	Doyle	Kinney	Anthony	Ferguson	Barnes	Jones	Harden
at Iowa State	Bynum	Bell	Wright	Tarpoiff	Doyle	Kinney	Anthony	Ferguson	Barnes	Jones	Harden
Colorado	Bynum	Bell	Wright	Ellison	Doyle	Kinney	Anthony	Ferguson	Barnes	Duncan	Harden
at Texas A&M	Bynum	Mosley	Wright	Mills	Doyle	Sweat	Simpson	Ferguson	King	Kincade	Harden
Kansas State											

KEY

* - used a three wide receiver set to start the game

- used a two tight end set to start the game

WH - WHIP (Outside Safety) RV - ROVER (Outside Safety)

2002 Missouri Football
Missouri Tigers Game Superlatives (as of Nov 17, 2002)
All games

INDIVIDUAL GAME HIGHS

Rushes.....	27	ABRON, Zack at Texas A&M (Nov 16, 2002)
Yards Rushing.....	213	SMITH, Brad vs Oklahoma Sooners (Oct 05, 2002)
TD Rushes.....	3	ABRON, Zack vs Ball State Cardinals (Sep 07, 2002)
Long Rush.....	75	SMITH, Brad vs Kansas Jayhawks (Oct 26, 2002)
Pass attempts.....	50	SMITH, Brad at Bowling Green (Sep 14, 2002)
Pass completions....	28	SMITH, Brad at Bowling Green (Sep 14, 2002)
Yards Passing.....	334	SMITH, Brad at Bowling Green (Sep 14, 2002)
TD Passes.....	3	SMITH, Brad at Texas Tech (Oct 19, 2002)
Long Pass.....	62	SMITH, Brad vs Kansas Jayhawks (Oct 26, 2002)
Receptions.....	16	GAGE, Justin at Bowling Green (Sep 14, 2002)
Yards Receiving.....	236	GAGE, Justin at Bowling Green (Sep 14, 2002)
TD Receptions.....	2	GAGE, Justin at Texas Tech (Oct 19, 2002)
		GAGE, Justin vs Colorado Buffs (Nov 09, 2002)
Long Reception.....	62	GAGE, Justin vs Kansas Jayhawks (Oct 26, 2002)
Field Goals.....	3	MATHENY, Mike vs Troy State Trojans (Sep 28, 2002)
Long Field Goal.....	44	MATHENY, Mike at Nebraska (Oct 12, 2002)
		MATHENY, Mike at Texas Tech (Oct 19, 2002)
Punts.....	8	HARVEY, Brock at Nebraska (Oct 12, 2002)
		HARVEY, Brock at Iowa State (11-2-02)
Punting Avg.....	47.8	HARVEY, Brock at Nebraska (Oct 12, 2002)
Long Punt.....	69	HARVEY, Brock at Nebraska (Oct 12, 2002)
Long Punt Return....	80	JAMES, Marcus at Iowa State (11-2-02)
Long Kickoff Return.	89	MITCHELL, Shirdo at Texas Tech (Oct 19, 2002)
Tackles.....	19	KINNEY, James at Texas Tech (Oct 19, 2002)
Sacks.....	2.0	BYNUM, Antwaun vs Illinois (Aug 31, 2002)
		BYNUM, Antwaun at Bowling Green (Sep 14, 2002)
		WRIGHT, Keith at Bowling Green (Sep 14, 2002)
		BYNUM, Antwaun vs Troy State Trojans (Sep 28, 2002)
		KINNEY, James vs Troy State Trojans (Sep 28, 2002)
		KINNEY, James vs Oklahoma Sooners (Oct 05, 2002)
		WRIGHT, Keith vs Kansas Jayhawks (Oct 26, 2002)
Tackles For Loss....	6.0	WRIGHT, Keith at Texas A&M (Nov 16, 2002)
Interceptions.....	3	JONES, R.J. vs Troy State Trojans (Sep 28, 2002)

2002 Missouri Football
Missouri Tigers Game Superlatives (as of Nov 17, 2002)
All games

TEAM GAME HIGHS

Rushes.....	63	at Texas A&M (Nov 16, 2002)
Yards Rushing.....	285	vs Illinois (Aug 31, 2002)
Yards Per Rush.....	6.2	vs Oklahoma Sooners (Oct 05, 2002)
TD Rushes.....	4	vs Illinois (Aug 31, 2002)
		vs Ball State Cardinals (Sep 07, 2002)
Pass attempts.....	50	at Bowling Green (Sep 14, 2002)
Pass completions....	28	at Bowling Green (Sep 14, 2002)
Yards Passing.....	334	at Bowling Green (Sep 14, 2002)
Yards Per Pass.....	9.3	at Texas Tech (Oct 19, 2002)
TD Passes.....	3	at Texas Tech (Oct 19, 2002)
Total Plays.....	88	vs Troy State Trojans (Sep 28, 2002)
		at Texas A&M (Nov 16, 2002)
Total Offense.....	495	vs Troy State Trojans (Sep 28, 2002)
Yards Per Play.....	7.0	at Texas Tech (Oct 19, 2002)
Points.....	44	vs Troy State Trojans (Sep 28, 2002)
Sacks By.....	4	vs Illinois (Aug 31, 2002)
		at Texas Tech (Oct 19, 2002)
First Downs.....	27	vs Troy State Trojans (Sep 28, 2002)
Penalties.....	14	at Texas A&M (Nov 16, 2002)
Penalty Yards.....	123	at Bowling Green (Sep 14, 2002)
Turnovers.....	3	vs Oklahoma Sooners (Oct 05, 2002)
Interceptions By....	4	vs Troy State Trojans (Sep 28, 2002)

2002 Missouri Football
Missouri Tigers Game Superlatives (as of Nov 17, 2002)
All games

OPPONENT INDIVIDUAL GAME HIGHS

Rushes.....	35	Brown, Chris, vs Colorado Buffs (Nov 09, 2002)
Yards Rushing.....	211	Brown, Chris, vs Colorado Buffs (Nov 09, 2002)
TD Rushes.....	3	Brown, Chris, vs Colorado Buffs (Nov 09, 2002)
Long Rush.....	53	Griffin, Quenti, vs Oklahoma Sooners (Oct 05, 2002)
Pass attempts.....	70	Kingsbury, K., at Texas Tech (Oct 19, 2002)
Pass completions....	49	Kingsbury, K., at Texas Tech (Oct 19, 2002)
Yards Passing.....	510	Kingsbury, K., at Texas Tech (Oct 19, 2002)
TD Passes.....	5	Kingsbury, K., at Texas Tech (Oct 19, 2002)
Long Pass.....	65	Hybl, Nate, vs Oklahoma Sooners (Oct 05, 2002)
Receptions.....	10	REDD, Robert, at Bowling Green (Sep 14, 2002)
		Samples, Jason, vs Troy State Trojans (Sep 28, 2002)
		Henderson, T., at Texas Tech (Oct 19, 2002)
Yards Receiving.....	209	REDD, Robert, at Bowling Green (Sep 14, 2002)
TD Receptions.....	3	Glover, Neh., at Texas Tech (Oct 19, 2002)
Long Reception.....	65	Fagan, Curtis, vs Oklahoma Sooners (Oct 05, 2002)
Field Goals.....	3	SUISHAM, Shaun, at Bowling Green (Sep 14, 2002)
Long Field Goal.....	45	Langford, Mike, vs Ball State Cardinals (Sep 07, 2002)
		Brougham, Patri, vs Colorado Buffs (Nov 09, 2002)
Punts.....	7	Minnes, Matt, vs Illinois (Aug 31, 2002)
		Ferguson, Blake, vs Oklahoma Sooners (Oct 05, 2002)
		Ansel,Curtis, vs Kansas Jayhawks (Oct 26, 2002)
Punting Avg.....	44.6	Olmsted, Thomas, vs Troy State Trojans (Sep 28, 2002)
Long Punt.....	69	Ansel,Curtis, vs Kansas Jayhawks (Oct 26, 2002)
Long Punt Return....	89	Groce, DeJuan, at Nebraska (Oct 12, 2002)
Long Kickoff Return.	42	Meeks, Vincent, at Texas Tech (Oct 19, 2002)
Tackles.....	16	Gamble, Brian, at Texas A&M (Nov 16, 2002)
Sacks.....	2.0	CROSSLEY, Mitch, at Bowling Green (Sep 14, 2002)
		Adams, Demoine, at Nebraska (Oct 12, 2002)
		Brayton, Tyler, vs Colorado Buffs (Nov 09, 2002)
		Webb, Randall, at Texas A&M (Nov 16, 2002)
		Smith, Linnis, at Texas A&M (Nov 16, 2002)
Tackles For Loss....	3.0	Mitchell, Lance, vs Oklahoma Sooners (Oct 05, 2002)
		Brayton, Tyler, vs Colorado Buffs (Nov 09, 2002)
Interceptions.....	1	HEWITT, Mitch, at Bowling Green (Sep 14, 2002)
		Faulk, Johnny, vs Troy State Trojans (Sep 28, 2002)
		Shelby, Brandon, vs Oklahoma Sooners (Oct 05, 2002)
		Everage, Brando, vs Oklahoma Sooners (Oct 05, 2002)
		Bassey, Eric, vs Oklahoma Sooners (Oct 05, 2002)
		Timmons,Marc, at Iowa State (11-2-02)

2002 Missouri Football
Missouri Tigers Game Superlatives (as of Nov 17, 2002)
All games

OPPONENT TEAM GAME HIGHS

Rushes.....	66	vs Colorado Buffs (Nov 09, 2002)
Yards Rushing.....	372	vs Colorado Buffs (Nov 09, 2002)
Yards Per Rush.....	5.6	vs Colorado Buffs (Nov 09, 2002)
TD Rushes.....	4	at Iowa State (11-2-02)
		vs Colorado Buffs (Nov 09, 2002)
Pass attempts.....	71	at Texas Tech (Oct 19, 2002)
Pass completions....	50	at Texas Tech (Oct 19, 2002)
Yards Passing.....	518	at Texas Tech (Oct 19, 2002)
Yards Per Pass.....	11.4	at Bowling Green (Sep 14, 2002)
TD Passes.....	5	at Texas Tech (Oct 19, 2002)
Total Plays.....	100	at Texas Tech (Oct 19, 2002)
Total Offense.....	606	at Texas Tech (Oct 19, 2002)
Yards Per Play.....	7.0	vs Oklahoma Sooners (Oct 05, 2002)
Points.....	52	at Texas Tech (Oct 19, 2002)
Sacks By.....	5	vs Colorado Buffs (Nov 09, 2002)
First Downs.....	38	at Texas Tech (Oct 19, 2002)
Penalties.....	10	at Bowling Green (Sep 14, 2002)
Penalty Yards.....	98	at Bowling Green (Sep 14, 2002)
Turnovers.....	5	vs Ball State Cardinals (Sep 07, 2002)
		vs Troy State Trojans (Sep 28, 2002)
Interceptions By....	3	vs Oklahoma Sooners (Oct 05, 2002)

TEAM SINGLE-GAME HIGHS UNDER GARY PINKEL

Category	MISSOURI Single-Game Highs		OPPONENT Single-Game Highs	
SCORING				
1st Quarter Pts.	14	11-10-01 vs. Baylor	17	2 Times
2nd Quarter Pts.	21	10-20-01 at Kansas	17	4 Times
1st Half Pts.	34	11-10-01 vs. Baylor	34	9-14-02 at Bowling Green
3rd Quarter Pts.	27	9-7-02 vs. Ball State	17	12-1-01 at Michigan St.
4th Quarter Pts.	14	10-19-02 at Texas Tech	14	5 Times
2nd Half Pts.	34	9-7-02 vs. Ball State	24	12-1-01 at Michigan St.
Total Pts.	44	9-28-02 vs. Troy State	55	12-1-01 at Michigan St.
Margin of Victory	37	9-28-02 vs. Troy State	48	12-1-01 at Michigan St.
FIRST DOWNS				
Total	29	11-10-01 vs. Baylor	38	10-19-02 at Texas Tech
By Rushing	15	2 Times	19	9-29-01 vs. Nebraska
By Passing	19	11-10-01 vs. Baylor	29	10-19-02 at Texas Tech
By Penalty	5	9-14-02 at Bowling Green	6	11-16-02 at Texas A&M
RUSHING				
Attempts	63	11-16-02 at Texas A&M	72	9-29-01 vs. Nebraska
Net Yards	285	8-31-02 vs. Illinois	412	9-29-01 vs. Nebraska
Touchdowns	4	2 Times	5	9-29-01 vs. Nebraska
Yds. Per Attempt	6.5	11-24-01 at Kansas St.	5.7	9-29-01 vs. Nebraska
PASSING				
Completions	28	9-14-02 at Bowling Green	50	10-19-02 at Texas Tech
Attempts	50	9-14-02 at Bowling Green	71	10-19-02 at Texas Tech
Yards	380	11-10-01 vs. Baylor	518	10-19-02 at Texas Tech
Touchdowns	4	11-10-01 vs. Baylor	5	10-19-02 at Texas Tech
Interceptions	3	10-5-02 vs. Oklahoma	3	9-28-02 vs. Troy State
Yds. Per Completion	15.2	11-10-01 vs. Baylor	22.1	12-1-01 at Michigan St.
Yds. Per Attempt	10.6	11-10-01 vs. Baylor	13.9	12-1-01 at Michigan St.
TOTAL OFFENSE				
Plays	88	2 Times	100	10-19-02 at Texas Tech
Yards	531	11-10-01 vs. Baylor	639	12-1-01 at Michigan St.
Avg. Per Play	7.1	11-10-01 vs. Baylor	8.1	12-1-01 at Michigan St.
PUNTING				
Number	10	9-29-01 vs. Nebraska	8	2 Times
Avg. Per Punt	47.8	10-12-02 at Nebraska	49.7	9-29-01 vs. Nebraska
FUMBLES BY				
Number	3	3 Times	4	2 Times
Lost	2	3 Times	4	9-7-02 vs. Ball State
TOTAL TURNOVERS BY				
Number	3	3 Times	5	9-28-02 vs. Troy State
PENALTIES				
Number	14	11-16-02 at Texas A&M	10	3 Times
Yards	123	9-14-02 at Bowling Green	98	9-14-02 at Bowling Green
3RD DOWN CONVERSIONS				
Number	9	4 Times	13	10-6-01 at Oklahoma St.
Attempts	19	2 Times	23	10-6-01 at Oklahoma St.
Percentage	58.3%	11-10-01 vs. Baylor	70.6%	10-27-01 vs. Texas
TIME OF POSSESSION				
Total	35:21	8-31-02 vs. Illinois	39:22	10-17-01 vs. Texas

INDIVIDUAL SINGLE-GAME HIGHS UNDER GARY PINKEL

Category	MISSOURI Individual Single-Game Highs		OPPONENT Individual Single-Game Highs	
SCORING				
Points	18	Zack Abbron, 2 Times	18	4 Times
Touchdowns	3	Zack Abbron, 2 Times	3	4 Times
Field Goals	4	Brad Hammerich, 10-6-01 at Okla. St.	3	2 Times
Extra Points	5	8 Times	7	3 Times
RUSHING				
Attempts	26	2 Times	35	Chris Brown, 11-9-02 vs. Colorado
Net Yards	213	Brad Smith, 10-5-02 vs. Oklahoma	211	Chris Brown, 11-9-02 vs. Colorado
Touchdowns	3	Zack Abbron, 9-7-02 vs. Ball State	3	2 Times
PASSING				
Completions	28	Brad Smith, 9-14-02 at Bowling Green	49	Kliff Kingsbury, 10-19-02 at Texas Tech
Attempts	50	Brad Smith, 9-14-02 at Bowling Green	70	Kliff Kingsbury, 10-19-02 at Texas Tech
Yards	360	Kirk Farmer, 11-10-01 vs. Baylor	510	Kliff Kingsbury, 10-19-02 at Texas Tech
Touchdowns	3	4 Times	5	Kliff Kingsbury, 10-19-02 at Texas Tech
Interceptions	3	Brad Smith, 10-5-02 vs. Oklahoma	2	3 Times
TOTAL OFFENSE				
Yards	391	2 Times	501	Kliff Kingsbury, 10-19-02 at Texas Tech
RECEIVING				
Receptions	16	Justin Gage, 9-14-02 at Bowling Green	10	3 Times
Yards	236	Justin Gage, 2 Times	209	Robert Redd, 9-14-02 at Bowling Green
Touchdowns	2	Justin Gage, 3 Times	3	2 Times
DEFENSE				
Tackles	16	Sean Doyle, 2 Times	16	2 Times
Sacks	4	Antwaun Bynum, 10-6-01 at Okla. St.	2	3 Times
Interceptions	3	R.J. Jones, 9-28-02 vs. Troy State	2	Janssen Patton, 9-1-01 vs. Bowling Green

LONG PLAYS UNDER GARY PINKEL

Category	MISSOURI Long Plays		OPPONENT Long Plays	
RUSH	75(TD)	Brad Smith, 10-26-02 vs. Kansas	95(TD)	Eric Crouch, 9-29-01 vs. Nebraska
PASS	62(TD)	Brad Smith, 10-26-02 vs. Kansas	65(TD)	Nate Hybl, 10-5-02 vs. Oklahoma
RECEPTION	62(TD)	Justin Gage, 10-26-02 vs. Kansas	65(TD)	Curtis Fagan, 10-5-02 vs. Oklahoma
KICKOFF RETURN	89	Shirdonya Mitchell, 10-19-02 at T. Tech	45	Roger Ross, 10-20-01 at Kansas
PUNT RETURN	80(TD)	Marcus James, 11-2-02 at Iowa St.	89(TD)	DeJuan Groce, 10-12-02 at Nebraska
INTERCEPTION RETURN	59(TD)	Kevin Johnson, 11-3-01 at Colorado	32(TD)	Quincy Roe, 10-20-01 at Kansas
PUNT	69	Brock Harvey, 10-12-02 at Nebraska	69	Curtis Ansel, 10-26-02 vs. Kansas
FIELD GOAL	51	Brad Hammerich, 9-1-01 vs. B. Green	45	2 Times

Missouri Player Career Single-Game Best Chart

Offensive Players (Alphabetically)

PASSING

	COMP.	ATT.	YDS.	LONG	TDs	INTs
KIRK FARMER	23 vs. Baylor, 2001	39 vs. Nebraska, 2001	360 vs. Baylor, 2001	55 at Colorado, 1999	3 2 Times	3 at Clemson, 2000
BRAD SMITH	28 at B. Green, 2002	50 at B. Green, 2002	334 at B. Green, 2002	62 Kansas, 2002	3 at Texas Tech, 2002	3 Oklahoma, 2002

RUSHING

	ATT.	YDS.	LONG	TDs
ZACK ABRON	27 at Texas A&M, 2002	147 Iowa St., 2001	63 at Kansas St., 2001	3 vs. Ball State, 2002
KIRK FARMER	12 at Kansas, 2001	83 at Nebraska, 2000	33 at Nebraska, 2000	1 7 Times
T.J. LEON	17 Kansas, 2002	104 Kansas, 2002	23 Kansas, 2002	2 Kansas, 2002
TYRONE ROBERSON	13 SW Texas, 2001	74 SW Texas, 2001	32 vs. SW Texas, 2001	1 at Texas Tech, 2002
BRAD SMITH	26 2 Times	213 Oklahoma, 2002	75 Kansas, 2002	2 Oklahoma, 2002
MARIO WHITNEY	4 vs. Ball State, 2002	4 vs. Illinois, 2002	5 vs. Ball State, 2002	None

RECEIVING

	REC.	YDS.	LONG	TDs
ZACK ABRON	2 vs. Ball State, 2002	15 vs. Ball State, 2002	13 vs. Troy State, 2002	1 2 Times
BEN FREDRICKSON	2 4 Times	43 at Texas Tech, 2002	41 at Iowa State, 2002	1 3 Times
JUSTIN GAGE	16 at B. Green, 2002	236 2 Times	62 Kansas, 2002	2 4 Times
SEAN COFFEY	6 Troy State, 2002	88 Troy State, 2002	35 Troy State, 2002	0
MARCUS JAMES	2 4 Times	34 2 Times	25 at Kansas, 2001	1 at Kansas, 2001
J.D. MCCOY	2 3 Times	16 2 Times	12 Kansas, 2000	1 at Iowa State, 2002
SHIRDONYA MITCHELL	3 2 Times	29 SW Texas, 2001	17 SW Texas, 2001	None
DARIUS OUTLAW	10 at Texas Tech, 2002	103 at Iowa State, 2002	55 at Iowa State, 2002	1 3 Times

The Last Time It Happened

MISSOURI TEAM

600 YARDS TOTAL OFFENSE 641 vs. Marshall, 1992
500 YARDS TOTAL OFFENSE 531 vs. Baylor, 2001
400 YARDS RUSHING 412 vs. Kansas, 1996
400 YARDS PASSING 424 vs. Nebraska, 1992
300 YARDS PASSING 334 at Bowling Green, 2002
60 POINTS SCORED 61 vs. Kansas State, 1984
50 POINTS SCORED 50 vs. Western Illinois, 2000
30 FIRST DOWNS 30 vs. Colorado, 1999
100 YARDS IN PENALTIES 123 at Bowling Green, 2002

MISSOURI INDIVIDUAL

300 YARDS TOTAL OFFENSE 318, Brad Smith at Iowa State, 2002
200 YARDS RUSHING 213, Brad Smith vs. Oklahoma, 2002
150 YARDS RUSHING 213, Brad Smith vs. Oklahoma, 2002
300 YARDS PASSING 334, Brad Smith at Bowling Green, 2002
70-YARD RUN FROM SCRIMMAGE 75 (TD), Brad Smith vs. Kansas, 2002
70-YARD PASS 70, Justin Gage to John Dausman vs. Michigan State, 2000
60-YARD FIELD GOAL 62, Tom Whelihan vs. Colorado, 1986
50-YARD FIELD GOAL 51, Brad Hammerich vs. Southwest Texas, 2001
INTERCEPTION RETURN FOR A TOUCHDOWN 43, Taurus Ferguson vs. Colorado, 2002
PUNT RETURN FOR A TOUCHDOWN 80, Marcus James at Iowa State, 2002
KICKOFF RETURN FOR A TOUCHDOWN 85, Ricky Doby vs. Oklahoma State, 1982
SAFETY Keight Wright sacked QB in endzone, vs. Kansas, 2002

OPPONENT TEAM

600 YARDS TOTAL OFFENSE 606 at Texas Tech, 2002
500 YARDS TOTAL OFFENSE 575 by Colorado, 2002
400 YARDS RUSHING 425 by Nebraska, 2001
400 YARDS PASSING 518 at Texas Tech, 2002
300 YARDS PASSING 350 at Texas A&M, 2002
60 POINTS SCORED 62 by Clemson, 2000
50 POINTS SCORED 52 at Texas Tech, 2002
30 FIRST DOWNS 38 at Texas Tech, 2002
100 YARDS IN PENALTIES 121 by Clemson, 2000

OPPONENT INDIVIDUAL

300 YARDS TOTAL OFFENSE 501, Kliff Kingsbury, Texas Tech, 2002
200 YARDS RUSHING 211, Chris Brown, Colorado, 2002
150 YARDS RUSHING 211, Chris Brown, Colorado, 2002
300 YARDS PASSING 425, Seneca Wallace, Iowa State, 2002
70-YARD RUN FROM SCRIMMAGE 95 (TD), Eric Crouch, Nebraska, 2001
70-YARD PASS 72 (TD), Eric Moore to Jerald Moore, Oklahoma, 1995
60-YARD FIELD GOAL Never been done
50-YARD FIELD GOAL 58, Ty Stewart, Iowa State, 1993
INTERCEPTION RETURN FOR A TOUCHDOWN 27, Mitch Hewitt, Bowling Green, 2002
PUNT RETURN FOR A TOUCHDOWN 89, DeJuan Groce, Nebraska, 2002
KICKOFF RETURN FOR A TOUCHDOWN 100, Ben Kelly, Colorado, 1999
SAFETY Team, Kansas State, 2001

2002 GAME RECAPS

GAME #1 • MISSOURI 33, ILLINOIS 20

AUGUST 31, 2002 • EDWARD JONES DOME • ST. LOUIS, MO. (61,876)

Redshirt freshman quarterback Brad Smith ran for 138 yards and passed for 152 in his debut, leading Missouri to a 33-20 upset of Illinois.

Zack Abron shrugged off two lost fumbles and ran for 116 yards and two touchdowns, and the Tigers' defense stuffed the defending Big Ten champions, who went 10-2 last year.

Smith, who became the first freshman in school history to start an opener, was difficult to contain all day. He sealed the victory with a 24-yard fourth-quarter touchdown run that gave Missouri a 33-14 lead. He also had a 39-yard run in the third. Throwing the ball, Smith was 15-for-26.

Abron had 116 yards on 26 carries, giving Missouri its first pair of 100-yard rushers since the Tigers beat Western Michigan in 1999.

James Kinney's 46-yard fumble recovery with 5:31 to go in the third quarter put Missouri ahead for good at 20-14. Antwaun Bynum's hit on Illinois QB Dustin Ward knocked the ball loose and right into the hands of Kinney, who walked a few steps before realizing the play was live, then ran untouched into the end zone.

The Tigers began this season as seven-point underdogs to Illinois, but they overcame two botched field-goal attempts to end the Fighting Illini's nine-game winning streak against non-conference opponents.

<u>Scoring Summary</u>	<u>1st</u>	<u>2nd</u>	<u>3rd</u>	<u>4th</u>	<u>==</u>	<u>Total</u>
Illinois	7	0	7	6	—	20
Missouri	7	7	6	13	—	33

Scoring Plays

MU - Zack Abron 6 run (Alex Pettersen PAT failed), 11:54 (1st)
 ILL - Antoine Harris 2 run (Christofilakos PAT), 5:41 (1st)
 MU - T.J Leon 6 run (Pettersen PAT), 6:16 (2nd)
 ILL - Brandon Lloyd 29 pass from Dustin Ward (Christofilakos PAT), 12:13 (3rd)
 MU - James Kinney 46 fumble return (Pettersen PAT blocked), 5:31 (3rd)
 MU - Abron 3 run (Darius Outlaw pass failed), 14:06 (4th)
 MU - Brad Smith 24 run (Pettersen PAT), 11:47 (4th)
 ILL - Lloyd 18 pass from Jon Beutjer (Beutjer pass failed), 8:49 (4th)

<u>ILL</u>	<u>STATISTICS</u>	<u>MU</u>
18	First Downs	23
34-67	Rushes-Net Yards	54-285
18-42-1	Pass Comp.-Att.-Int.	15-26-0
246	Net Passing Yards	152
313	Total Net Yards	437
4-2	Fumbles-Lost	2-2
6-54	Penalties-Yards	5-39
7-39.4	Punts-Avg.	5-42.2
3-16	3rd Down Conv.	8-18
2-3	4th Down Conv.	1-2
24:39	Time of Possession	35:21

Individual Leaders

Rushing — (ILL) Harris 17-66, 1 TD (MU) Smith 18-138, 1 TD
 Passing — (ILL) Ward 9-21-1, 124 YDs, 1 TD (MU) Smith 15-26-0, 152 YDs
 Receiving — (ILL) Lloyd 8-137, 2 TDs (MU) Gage 7-63

GAME #2 • MISSOURI 41, BALL STATE 6

SEPTEMBER 7, 2002 • FAUROT FIELD • COLUMBIA, MO. (49,282)

Quarterback Brad Smith ran for 105 yards, including a 39-yard touchdown scramble, and threw for another score to lead Missouri past Ball State.

Zack Abron had two of his three short touchdown runs in Missouri's 27-point third quarter. The Tigers, who led just 7-6 at halftime, moved to 2-0 for just the fourth time since 1983.

Missouri forced four fumbles and got two touchdowns off turnovers.

Smith finished with 176 yards on 14-of-27 passing.

After a fumble by the Cardinals, Smith's 33-yard pass to Thomson Omboga set up Abron's 3-yard scoring run, sealing a three-play drive that covered 41 yards in just 50 seconds.

When the Cardinals again fumbled on the next possession, Abron scored from 5 yards out after setting up the TD with a 14-yard run, putting Missouri ahead 27-6.

Late in the third quarter, Smith's 34-yard rollout down the sideline set up his 2-yard scoring pass to Justin Gage, extending the margin to 34-6.

Abron's 1-yard touchdown run on Missouri's third possession put the Tigers ahead 7-0 with 2:21 left in the first quarter. Missouri defensive end Antwaun Bynum set up the score by stripping Hill of the ball and recovering the fumble on the Ball State 1. Abron punched it in two plays later.

<u>Scoring Summary</u>	<u>1st</u>	<u>2nd</u>	<u>3rd</u>	<u>4th</u>	<u>==</u>	<u>Total</u>
Ball State	3	3	0	0	—	6
Missouri	7	0	27	7	—	41

Scoring Plays

BSU - Mike Langford 45 field goal, 6:28 (1st)
 MU - Zack Abron 1 run (Mike Matheny PAT), 2:21 (1st)
 BSU - Langford 43 field goal, 4:30 (2nd)
 MU - Brad Smith 39 run (Matheny PAT), 13:08 (3rd)
 MU - Abron 3 run (Matheny PAT failed), 11:11 (3rd)
 MU - Abron 5 run (Matheny PAT), 9:51 (3rd)
 MU - Justin Gage 2 pass from Smith (Matheny PAT), 1:15 (3rd)
 MU - Darius Outlaw 27 pass from Kirk Farmer (Matheny PAT), 4:07 (4th)

<u>BSU</u>	<u>STATISTICS</u>	<u>MU</u>
18	First Downs	21
45-164	Rushes-Net Yards	37-221
18-25-1	Pass Comp.-Att.-Int.	16-32-0
150	Net Passing Yards	216
314	Total Net Yards	437
4-4	Fumbles-Lost	3-0
7-54	Penalties-Yards	5-35
6-36.0	Punts-Avg.	4-46.2
5-15	3rd Down Conv.	4-12
0-1	4th Down Conv.	0-2
33:38	Time of Possession	26:22

Individual Leaders

Rushing — (BSU) Merriweather 26-115 (MU) Smith 9-105, 1 TD
 Passing — (BSU) Hill 15-20-0, 126 YDs (MU) Smith 14-27-0, 176 YDs, 1 TD
 Receiving — (BSU) Ridgeway 5-47 (MU) Omboga 5-81

2002 GAME RECAPS

GAME #3 • BOWLING GREEN 51, MISSOURI 28

SEPTEMBER 14, 2002 • PERRY STADIUM • BOWLING GREEN, OHIO (21,969)

Josh Harris passed for 311 yards, caught a touchdown pass and had two short scoring runs to lead Bowling Green to a 51-28 win over Mizzou.

Wide receiver Cole Wagner threw two scoring passes for the Falcons, who put up 557 yards of offense and scored on each of their first six possessions. Robert Redd caught 10 passes for 209 yards and a touchdown for Bowling Green, and James Hawkins had five catches for 112 yards.

Brad Smith was 28-of-50 for 334 yards, two touchdowns and an interception for the Tigers. Justin Gage caught a Missouri-record 16 passes for 236 yards and a touchdown.

Harris, who completed 16-of-31 passes and rushed for 66 yards on 22 carries, caught a 34-yard TD pass from Wagner on the game's first possession.

Missouri tied it minutes later on Zack Abron's 2-yard run. Bowling Green went ahead for good on Shaun Suisham's 34-yard field goal with 6:19 left in the first quarter.

Harris added scoring runs of 3 and 2 yards in the second quarter to help Bowling Green go up 34-14 at the half.

Smith pulled Missouri within 13 points early in the third with a 19-yard TD pass to Gage. Bowling Green responded with Wagner's second touchdown pass, a 30-yarder to Redd with 8:12 to play in the third.

<u>Scoring Summary</u>	<u>1st</u>	<u>2nd</u>	<u>3rd</u>	<u>4th</u>	<u>==</u>	<u>Total</u>
Missouri	7	7	7	7	—	28
Bowling Green	17	17	10	7	—	51

Scoring Plays

BGSU - Josh Harris 34 pass from Cole Wagner (Shaun Suisham PAT), 13:22 (1st)

MU - Zack Abron 2 run (Mike Matheny PAT), 10:36 (1st)

BGSU - Suisham 34 field goal, 6:19 (1st)

BGSU - Joe Alls 29 run (Suisham PAT), 3:26 (1st)

BGSU - Suisham 41 field goal, 14:21 (2nd)

BGSU - Harris 3 run (Suisham PAT), 10:16 (2nd)

MU - Abron 6 pass from Brad Smith (Matheny PAT), 5:51 (2nd)

BGSU - Harris 2 run (Suisham PAT), 3:42 (2nd)

MU - Justin Gage 19 pass from Smith (Matheny PAT), 12:45 (3rd)

BGSU - Robert Redd 30 pass from Wagner (Suisham PAT), 8:12 (3rd)

BGSU - Suisham 26 field goal, 3:10 (3rd)

BGSU - Mitch Hewitt 27 interception return (Suisham PAT), 10:16 (4th)

MU - Abron 2 run (Matheny PAT), 5:16 (4th)

<u>MU</u>	<u>STATISTICS</u>	<u>BGSU</u>
23	First Downs	29
30-55	Rushes-Net Yards	50-202
28-50-1	Pass Comp.-Att.-Int.	18-33-1
334	Net Passing Yards	375
389	Total Net Yards	577
1-0	Fumbles-Lost	1-0
11-123	Penalties-Yards	10-98
6-42.8	Punts-Avg.	1-29.0
7-17	3rd Down Conv.	6-14
2-4	4th Down Conv.	1-3
28:20	Time of Possession	31:40

Individual Leaders

Rushing — (MU) Abron 16-40, 2 TDs (BGSU) Alls 16-119, 1 TD
 Passing — (MU) Smith 28-50-1, 334 YDs, 2 TDs (BGSU) Harris 16-31-1, 311 YDs
 Receiving — (MU) Gage 16-236, 1 TD (BGSU) Redd 10-209, 1 TD

GAME #4 • MISSOURI 44, TROY STATE 7

SEPTEMBER 28, 2002 • FAUROT FIELD • COLUMBIA, MO. (50,220)

Freshman Brad Smith threw for 213 yards, ran for another 137 and scored a pair of touchdowns to lead Missouri past Troy State 44-7.

Zack Abron rushed for 98 yards and also scored twice for Missouri, and R. J. Jones tied a school record with three interceptions. The Tigers held the Trojans to their lowest point and offensive yardage totals of the season.

Smith went 3-of-3 for 60 yards on the Tigers' first drive, which he capped with a 20-yard touchdown pass to Thomson Omboga.

He later moved Missouri ahead 21-0 with a 28-yard touchdown run on a fourth-and-1 in the second quarter. The play was a quarterback sneak designed for short yardage, but after being stopped initially, Smith kept churning and emerged from the line, spun left and raced untouched down the left sideline for the score.

Smith finished his day going 18-of-34 before Kirk Farmer replaced him midway through the fourth quarter.

Antwaun Bynum had a sack, moving his total for the year to six with eight games remaining. Justin Smith holds the school's single-season record with 11, set in 2000.

Troy State QB Hansell Bearden was replaced by Matt Ray in the fourth quarter, who threw an interception to James Kinney that was returned for a touchdown.

Mike Matheny added three field goals for Missouri.

<u>Scoring Summary</u>	<u>1st</u>	<u>2nd</u>	<u>3rd</u>	<u>4th</u>	<u>==</u>	<u>Total</u>
Troy State	0	0	7	0	—	7
Missouri	7	14	13	10	—	44

Scoring Plays

MU - Thomson Omboga 20 pass from Brad Smith (Mike Matheny PAT), 12:07 (1st)

MU - Zack Abron 4 run (Matheny PAT), 9:55 (2nd)

MU - Smith 28 run (Matheny PAT), 5:23 (2nd)

TSU - Jason Samples 43 pass from Hansell Bearden (Thomas Olmsted PAT), 13:36 (2nd)

MU - Abron 3 run (Matheny PAT), 9:51 (3rd)

MU - Matheny 28 field goal, 1:54 (3rd)

MU - Matheny 26 field goal, 0:09 (3rd)

MU - Matheny 35 field goal, 13:15 (4th)

MU - James Kinney 14 interception return (Matheny PAT), 12:22 (4th)

<u>TSU</u>	<u>STATISTICS</u>	<u>MU</u>
18	First Downs	27
28-69	Rushes-Net Yards	52-277
18-31-4	Pass Comp.-Att.-Int.	19-36-1
231	Net Passing Yards	218
300	Total Net Yards	495
2-1	Fumbles-Lost	1-0
5-42	Penalties-Yards	10-90
5-44.6	Punts-Avg.	2-40.0
4-11	3rd Down Conv.	9-17
0-1	4th Down Conv.	1-2
24:47	Time of Possession	35:13

Individual Leaders

Rushing — (TSU) Bettersten 7-79 (MU) Smith 13-137, 1 TD
 Passing — (TSU) Bearden 16-26-2, 225 YDs, 1 TD (MU) Smith 18-34-0, 213 YDs, 1 TD
 Receiving — (TSU) Samples 10-135, 1 TD (MU) Coffey 6-88

2002 GAME RECAPS

GAME #5 • #3 OKLAHOMA 31, MISSOURI 24

OCTOBER 5, 2002 • FAUROT FIELD • COLUMBIA, MO. (60,578)

A gutsy performance by Brad Smith and the Tigers came up short as Oklahoma used a fake field goal and a late defensive stand to hold off the upset-minded Tigers, 31-24 in Columbia.

Missouri held a 24-23 lead with just 10:22 left in the game after Smith ran for his second 25-yard touchdown of the game. His scamper capped a furious Tiger comeback that saw them score 17 consecutive points after falling behind 23-7 after a pair of long 3rd-quarter OU touchdowns that came on broken tackles.

Mizzou's comeback began with a 23-yard scoring strike from Smith to Justin Gage, who became MU's alltime leading pass catcher earlier in the game. Mike Matheny followed with a 38-yard field goal, followed by Smith's run. The freshman ended with 213 yards rushing (an MU record for quarterbacks), more than twice what OU allowed coming in as a team (88.0 ypg).

After MU took the lead, the Tigers got the ball back after forcing a punt with 8:13 left. But OU's Brandon Everage picked off a pass at the MU 16 yard line, and that set the stage for the Sooners' trickery. Facing a 4th-and-8 at MU's 14 yard line, OU's holder, Matt McCoy, took the snap and lobbed a pass into the endzone to TE Chris Chester. Despite having two Tiger defenders draped all over him, Chester made the catch, and OU's subsequent two-point play made it 31-24.

Mizzou got two more possessions to try to tie the game, and got as far as the OU 35 in the last minute, but a Sooner sack ended the comeback try.

<u>Scoring Summary</u>	<u>1st</u>	<u>2nd</u>	<u>3rd</u>	<u>4th</u>	<u>—</u>	<u>Total</u>
Oklahoma	7	3	13	8	—	31
Missouri	0	7	10	7	—	24

Scoring Plays

OU - Kejuan Jones 2 run (Trey DiCarlo PAT), 1:05 (1st)
 OU - DiCarlo 20 field goal, 9:00 (2nd)
 MU - Brad Smith 25 run (Mike Matheny PAT), 1:50 (2nd)
 OU - Curtis Fagan 65 pass from Nate Hybl (DiCarlo PAT), 11:25 (3rd)
 OU - Quentin Griffin 53 run (DiCarlo PAT failed), 8:57 (3rd)
 MU - Justin Gage 23 pass from Smith (Matheny PAT), 5:27 (3rd)
 MU - Matheny 38 field goal, 1:07 (3rd)
 MU - Smith 25 run (Matheny PAT), 10:22 (4th)
 OU - Chris Chester 14 pass from Matt McCoy (Fagan PAT pass from Hybl), 6:33 (4th)

<u>OU</u>	<u>STATISTICS</u>	<u>MU</u>
14	First Downs	22
30-126	Rushes-Net Yards	44-271
21-33-0	Pass Comp.-Att.-Int.	19-39-3
317	Net Passing Yards	178
443	Total Net Yards	449
1-0	Fumbles-Lost	1-0
7-45	Penalties-Yards	5-44
7-41.4	Punts-Avg.	5-43.4
5-16	3rd Down Conv.	9-19
1-1	4th Down Conv.	1-2
27:31	Time of Possession	32:29

Individual Leaders

Rushing — (OU) Griffin 16-105, 1 TD (MU) Smith 26-213, 2 TDs
 Passing — (OU) Hybl 20-32-0, 303, 1 TD (MU) Smith 19-39-3, 178, 1 TD
 Receiving — (OU) Peoples, 6-107 (MU) Gage, 9-122, 1 TD

GAME #6 • NEBRASKA 24, MISSOURI 13

OCTOBER 12, 2002 • MEMORIAL STADIUM • LINCOLN, NE. (78,014)

A stifling second half performance by the Nebraska defense paved the way for the Huskers' 24th straight win over Missouri, as Nebraska prevailed in a hard-fought game, 24-13 in Lincoln.

Mizzou came out of the gates strong, notching 3 of the game's first 4 scores, on a short TD run by Zack Abron and a pair of field goals by Mike Matheny. But the Tigers could only manage a 13-7 lead midway through the 2nd quarter, and after MU misfired on a crucial 4th and 2 deep in Nebraska territory, the Huskers marched 66 yards on 6 plays to take a 14-13 lead at halftime, and regain momentum.

The teams traded punts in the 3rd quarter, but Nebraska's DeJuan Groce provided a huge blow when he returned one 89 yards for a TD with 7:24 left in the quarter to stake the Huskers to a 21-13 lead. Mizzou would cross midfield only once the rest of the way.

The Tiger offense was held to a season-low 220 yards, including just 97 on the ground. Mizzou came into the game averaging 221 yards rushing and well over 400 yards of total offense per game.

It was truly a tale of two halves, as the Tigers moved the ball well in the opening two quarters. Mizzou compiled 192 yards of total offense in the first half, but could manage only 28 more in the final 30 minutes, on a total of only 23 plays.

<u>Scoring Summary</u>	<u>1st</u>	<u>2nd</u>	<u>3rd</u>	<u>4th</u>	<u>—</u>	<u>Total</u>
Missouri	10	3	0	0	—	13
Nebraska	7	7	7	3	—	24

Scoring Plays

MU - Zack Abron 1 run (Mike Matheny PAT), 12:14 (1st)
 NU - David Horne 5 run (Josh Brown PAT), 4:17 (1st)
 MU - Matheny 22 field goal, 0:04 (1st)
 MU - Matheny 44 field goal, 9:27 (2nd)
 NU - Aaron Golliday 1 pass from Jammal Lord (Brown PAT), 0:43 (2nd)
 NU - DeJuan Groce 89 punt return (Brown PAT), 7:24 (3rd)
 NU - Brown 42 field goal, 11:39 (4th)

<u>MU</u>	<u>STATISTICS</u>	<u>NU</u>
11	First Downs	20
30-97	Rushes-Net Yards	62-325
14-29-0	Pass Comp.-Att.-Int.	4-12-0
123	Net Passing Yards	34
220	Total Net Yards	359
2-0	Fumbles-Lost	2-1
7-44	Penalties-Yards	6-66
8-47.8	Punts-Avg.	6-27.2
4-16	3rd Down Conv.	3-13
0-2	4th Down Conv.	1-2
27:02	Time of Possession	32:58

Individual Leaders

Rushing — (MU) Abron 12-65, 1 TD (NU) Lord 17-98
 Passing — (MU) Smith 14-29-0, 123 YDs (NU) Lord 4-12-0, 34 YDs
 Receiving — (MU) Gage 7-47 (NU) Pilkington 1-17

2002 GAME RECAPS

GAME #7 • TEXAS TECH 52, MISSOURI 38

OCTOBER 19, 2002 • JONES SBC STADIUM • LUBBOCK, TEXAS (42,781)

Texas Tech QB Kliff Kingsbury set Big 12 records with 49 completions in 70 attempts for 510 yards, and added 5 TDs as the Red Raiders won their Homecoming game, 52-38, against Missouri.

After falling behind, 14-3, Mizzou stormed back to tie the game at 17 apiece midway through the 2nd quarter. But Texas Tech took advantage of a big edge in field position to score 3 straight TDs sandwiched around halftime to break the game open. After the 3rd score, Tech's lead stood at 38-17, and the Tigers could get no closer than 13 points the rest of the way. Tech's decisive scoring drives spanned just 44, 53, and 50 yards, while MU's first 4 TD drives had to cover 81, 80, 89 and 79 yards. Tech's average starting field position in the 2nd quarter was the Mizzou 49 yard line.

Tiger QB Brad Smith had a stellar night, as he completed 20-of-32 passes for 275 yards and a career-high 3 TDs. Senior WR Justin Gage was the primary beneficiary, catching 5 balls for 114 yards and 2 TDs, while Darius Outlaw grabbed 10 passes for 89 yards — both career highs.

But it was Tech's Kingsbury who stole the show, as he connected with 10 different receivers on the night, and helped the Red Raiders convert on 10-of-19 3rd downs, and a perfect 4-of-4 on 4th downs.

<u>Scoring Summary</u>	<u>1st</u>	<u>2nd</u>	<u>3rd</u>	<u>4th</u>	<u>—</u>	<u>Total</u>
Missouri	10	7	7	14	—	38
Texas Tech	14	17	13	8	—	52

Scoring Plays

TT - Anton Paige 13 pass from Kliff Kingsbury (Robert Treece PAT), 12:03 (1st)
 MU - Mike Matheny 44 field goal, 9:52 (1st)
 TT - Nehemiah Glover 35 pass from Kingsbury (Treece PAT), 6:41 (1st)
 MU - Justin Gage 53 pass from Brad Smith (Matheny PAT), 1:32 (1st)
 TT - Treece 40 field goal, 12:52 (2nd)
 MU - T.J. Leon 6 run (Matheny PAT), 8:55 (2nd)
 TT - Glover 8 pass from Kingsbury (Treece PAT), 6:23 (2nd)
 TT - Taurean Henderson 10 run (Treece PAT), 0:33 (2nd)
 TT - Henderson 7 run (Treece PAT), 10:35 (3rd)
 MU - Ben Fredrickson 20 pass from Smith (Matheny PAT), 3:30 (3rd)
 TT - Glover 1 pass from Kingsbury (PAT failed), 0:46 (3rd)
 MU - Tyrone Roberson 1 run (Matheny PAT), 9:00 (4th)
 TT - Clay McGuire 6 pass from Kingsbury (Paige PAT pass from Kingsbury), 6:20 (4th)
 MU - Gage 24 pass from Smith (Matheny PAT), 5:23 (4th)

<u>MU</u>	<u>STATISTICS</u>	<u>TECH</u>
23	First Downs	38
31-139	Rushes-Net Yards	29-88
21-33-0	Pass Comp.-Att.-Int.	50-71-0
306	Net Passing Yards	518
445	Total Net Yards	606
1-0	Fumbles-Lost	1-1
10-77	Penalties-Yards	6-60
4-34.2	Punts-Avg.	2-40.5
4-11	3rd Down Conv.	10-19
1-2	4th Down Conv.	4-4
26:56	Time of Possession	32:59

Individual Leaders

Rushing — (MU) Leon 6-52, 1 TD (TT) Munlin 7-36
 Passing — (MU) Smith 20-32-0, 275 Yds, 3 TDs (TT) Kingsbury 49-70-0, 510 Yds, 5 TDs
 Receiving — (MU) Outlaw 10-89 (TT) Henderson 10-74

GAME #8 • MISSOURI 36, KANSAS 12

OCTOBER 26, 2002 • FAUROT FIELD • COLUMBIA, MO. (60,287)

Brad Smith ran for 117 yards, including a 75-yard touchdown on a quarterback draw, and backup tailback T.J. Leon added a career-high 104 yards rushing and two scores as Missouri beat Kansas 36-12 in MU's Homecoming game.

Missouri blew open a tight game with three third-quarter touchdowns. The Tigers, who had lost three in a row, also tied the series with Kansas 51-51-9.

Leon, who had 17 carries, scored on runs of 5 and 7 yards.

Kansas outgained Missouri 270-158 in the first half, but Johnny Beck missed two field goals - one after a bounced snap - and an extra-point kick. Missouri mounted only two drives in the first half and scored on both of them, with Justin Gage turning a quick slant into a 62-yard TD and Leon scoring on a 7-yard run for a 14-6 lead at the break.

Missouri couldn't capitalize on a 52-yard kickoff return by Taurus Ferguson to the Kansas 35 to start the second half. The drive stalled three plays later, and Mike Matheny was plenty long, but wide left on a 46-yard field-goal attempt.

The Tigers took control on their next drive, punishing Kansas with an 11-play, 68-yard drive capped by Leon's second touchdown on a 5-yard run for a 20-6 lead.

Kansas answered briefly on Whittemore's 20-yard pass to Byron Gasaway with 5:24 left in the third, but Smith scored on his 75-yarder two plays later. Smith added a 15-yard pass to Darius Outlaw with 1:01 to go in the quarter.

Gage broke the Big 12 record for career receptions with four catches for 77 yards. He has 176 career receptions, two more than the previous record, set by Kwame Cavil of Texas from 1997-99.

Smith was 9-for-16 for 135 yards and moved from fifth to second on the Missouri single-season total yardage list with 2,365 yards. He needs 181 yards in the last four games to break the record of 2,545 yards by Corby Jones in 1997.

<u>Scoring Summary</u>	<u>1st</u>	<u>2nd</u>	<u>3rd</u>	<u>4th</u>	<u>—</u>	<u>Total</u>
Kansas	0	6	6	0	—	12
Missouri	7	7	20	2	—	36

Scoring Plays

MU - Justin Gage 62 pass from Brad Smith (Mike Matheny PAT), 5:06 (1st)
 KU - Mark Simmons 14 pass from Bill Whittemore (Johnny Beck PAT failed), 10:01 (2nd)
 MU - T.J. Leon 7 run (Matheny PAT), 1:55 (2nd)
 MU - Leon 5 run (Matheny PAT), 8:46 (3rd)
 KU - Byron Gasaway 20 pass from Whittemore (PAT pass failed), 5:24 (3rd)
 MU - Smith 75 run (Matheny PAT blocked), 4:29 (3rd)
 MU - Darius Outlaw 15 pass from Smith (Matheny PAT), 1:01 (3rd)
 MU - Whittemore sacked in endzone by Keith Wright for safety, 5:28 (4th)

<u>KU</u>	<u>STATISTICS</u>	<u>MU</u>
23	First Downs	20
37-124	Rushes-Net Yards	48-267
20-44-1	Pass Comp.-Att.-Int.	12-21-0
252	Net Passing Yards	158
376	Total Net Yards	425
2-0	Fumbles-Lost	0-0
6-39	Penalties-Yards	5-45
7-43.9	Punts-Avg.	7-38.7
4-15	3rd Down Conv.	6-14
0-1	4th Down Conv.	0-0
29:35	Time of Possession	30:18

Individual Leaders

Rushing — (KU) Green 23-95 (MU) Smith 15-117, 1 TD
 Passing — (KU) Whittemore 19-37-0, 242 Yds, 2 TDs (MU) Smith 9-16-0, 135 Yds, 2 TDs
 Receiving — (KU) Gasaway 6-101, 1 TD (MU) Gage 4-77, 1 TD

2002 GAME RECAPS

GAME #9 • #22 IOWA STATE 42, MISSOURI 35

NOVEMBER 2, 2002 • JACK TRICE STADIUM • AMES, IOWA (44,339)

Another gritty Tiger performance against a top-25 opponent came up agonizingly short, as Mizzou lost in the final seconds to #22 Iowa State, 42-35, when Cyclone TB Michael Wagner scored from 1 yard out with 32 seconds left in the game. It marked the 2nd time this season that MU has lost by 7 points to a ranked team.

Wagner's plunge capped a 13-play, 93-yard drive that began at Iowa State's 7 yard line after a Tiger punt. Iowa State QB Seneca Wallace was masterful on the game-winning drive, as he was a perfect 4-of-4 passing for 29 yards, and scrambled for 59 yards, including a key 33-yard scamper on 3rd and 4 from the MU 46.

Wallace's heroics erased a valiant Tiger effort that saw Mizzou rally from a 13-point 2nd-quarter deficit. The Tigers faced deficits of 10-0 and 27-14, but rallied with consecutive scores to take a 28-27 lead on a 55-yard TD pass from Brad Smith to Darius Outlaw with 7:59 left in the 3rd quarter. That came one play after Antwaun Bynum blocked MU's 1st punt of the year.

After Wagner's 1st of 2 TD runs on the day put ISU back up 35-28, MU's Marcus James returned a punt 80 yards for a TD with 10:26 left in the game — Mizzou's first traditional punt return for a score since 1990 — to tie the game at 35 apiece.

Mizzou later took over on its own 20 yardline with the game tied and over 6 minutes to play, but after getting one first down, the drive stalled, setting up Wallace's heroics.

<u>Scoring Summary</u>	<u>1st</u>	<u>2nd</u>	<u>3rd</u>	<u>4th</u>	<u>—</u>	<u>Total</u>
Missouri	7	14	7	7	—	35
Iowa State	10	17	8	7	—	42

Scoring Plays

ISU - Adam Benike 27 field goal, 9:17 (1st)
 ISU - Lance Young 34 pass from Seneca Wallace (Benike PAT), 8:00 (1st)
 MU - J.D. McCoy 6 pass from Justin Gage (Mike Matheny PAT), 1:47 (1st)
 ISU - Wallace 1 run (Benike PAT), 14:14 (2nd)
 MU - Zack Abron 2 run (Matheny PAT), 12:46 (2nd)
 ISU - Brian Thompson 2 run (Benike PAT), 9:41 (2nd)
 ISU - Benike 44 field goal, 6:13 (2nd)
 MU - Abron 3 run (Matheny PAT), 0:24 (2nd)
 MU - Darius Outlaw 55 pass from Smith (Matheny PAT), 7:59 (3rd)
 ISU - Michael Wagner 10 run (Wallace rush PAT), 3:35 (3rd)
 MU - Marcus James 80 punt return (Matheny PAT), 10:26 (4th)
 ISU - Wagner 1 run (Benike PAT), 0:32 (4th)

<u>MU</u>	<u>STATISTICS</u>	<u>ISU</u>
18	First Downs	28
36-118	Rushes-Net Yards	39-177
24-35-1	Pass Comp.-Att.-Int.	31-47-0
247	Net Passing Yards	425
365	Total Net Yards	602
2-0	Fumbles-Lost	2-1
4-25	Penalties-Yards	6-52
8-42.0	Punts-Avg.	5-32.4
7-18	3rd Down Conv.	8-16
2-3	4th Down Conv.	0-0
29:01	Time of Possession	30:59

Individual Leaders

Rushing — (MU) Smith 15-77 (ISU) Wagner 20-79, 2 TDs
 Passing — (MU) Smith 23-34-1, 241, 1 TD (ISU) Wallace 31-47-0, 425, 1 TD
 Receiving — (MU) Outlaw 9-103, 1 TD (ISU) Danielson, 8-152

GAME #10 • #18 COLORADO 42, MISSOURI 35 (OT)

NOVEMBER 9, 2002 • FAUROT FIELD • COLUMBIA, MO. (48,465)

Missouri staged a stirring comeback from a 20-point 3rd-quarter deficit to force overtime, but fell short as 18th-ranked Colorado scored a TD in overtime, and recovered an MU fumble in the extra period to preserve a 42-35 win. It marked Mizzou's 3rd loss to a ranked team by just 7 points this season.

Trailing 27-7 early in the 3rd quarter, MU refused to die, and scored 21 straight points to take a 28-27 lead. The rally started with a 27-yard TD pass from Brad Smith to Justin Gage on 3rd-and-17 with 10:24 left in the 3rd period. After the teams traded punts, MU rover Taurus Ferguson stepped in front of a Robert Hodge pass, and returned it 43 yards for a TD to cut the CU lead to 27-21 with 2:29 left in the 3rd quarter.

The Tiger defense stopped CU for the 3rd successive possession, and the offense capitalized by driving 63 yards in 9 plays to take a 28-27 lead with 13:16 left in the game when Smith found Gage again for a 10-yard score.

The Buffs scored on a Brown 15-yard run with 4:43 left, and their successful two-point conversion left MU trailing 35-28, but Smith led MU on a 67-yard, 11-play drive that ended in Abron's 2nd TD of the game to force overtime.

Colorado opened the extra period with a 1-yard TD run by Brown, and won the game when MU's Darius Outlaw was separated from the ball after making a catch on the CU 15 yardline on MU's ensuing possession.

<u>Scoring Summary</u>	<u>1st</u>	<u>2nd</u>	<u>3rd</u>	<u>4th</u>	<u>OT</u>	<u>Total</u>
Colorado	10	10	7	8	7	42
Missouri	0	7	14	14	0	35

Scoring Plays

CU-Derek McCoy 47 pass from Robert Hodge (Patrick Brougham PAT), 11:55 (1st)
 CU-Brougham 45 field goal, 2:50 (1st)
 MU-Zack Abron 30 run (Mike Matheny PAT), 14:09 (2nd)
 CU-Chris Brown 10 run (Brougham PAT), 11:30 (2nd)
 CU-Brougham 20 field goal, 1:11 (2nd)
 CU-Hodge 1 run (Brougham PAT), 12:33 (3rd)
 MU-Justin Gage 27 pass from Brad Smith (Matheny PAT), 10:24 (3rd)
 MU-Taurus Ferguson 43 interception return (Matheny PAT), 2:29 (3rd)
 MU-Gage 10 pass from Smith (Matheny PAT), 13:16 (4th)
 CU-Brown 15 run (Quin Sypniewski PAT pass from Hodge), 4:43 (4th)
 MU-Abron 1 run (Matheny PAT), 1:55 (4th)
 CU-Brown 1 run (Brougham PAT), (OT)

<u>CU</u>	<u>STATISTICS</u>	<u>MU</u>
29	First Downs	20
66-372	Rushes-Net Yards	37-150
17-27-1	Pass Comp.-Att.-Int.	16-30-0
203	Net Passing Yards	209
575	Total Net Yards	359
2-0	Fumbles-Lost	1-1
5-50	Penalties-Yards	2-8
3-44.0	Punts-Avg.	5-43.8
11-19	3rd Down Conv.	6-14
2-2	4th Down Conv.	2-2
36:35	Time of Possession	23:25

Individual Leaders

Rushing — (CU) Brown 35-211, 3 TDs (MU) Abron 17-85, 2 TDs
 Passing — (CU) Hodge 17-27-1, 203, 1 TD (MU) Smith 16-30-0, 209, 2 TDs
 Receiving — (CU) McCoy 6-118, 1 TD (MU) Gage 9-108, 2 TDs

2002 GAME RECAPS

GAME #11 • MISSOURI 33, TEXAS A&M 27 (2-OT)

NOVEMBER 16, 2002 • KYLE FIELD • COLLEGE STATION, TEXAS (78,186)

Missouri earned its first win in school history over Texas A&M with a hardfought 33-27 double-overtime thriller in College Station, Texas. The win was secured by freshman QB Brad Smith when he snuck in from 1 yard out in the 2nd overtime after Tiger CB Michael Harden intercepted A&M's Dustin Long on the Aggies' possession. Junior TB Zack Abbron was a hero in OT, as he carried 4 straight times for 24 yards to set up the game winner. Abbron ended the day with a season-high 126 yards rushing.

Mizzou entered the game as 9 1/2-point underdogs, largely due to the fact that A&M had beaten previously unbeaten and #1-ranked Oklahoma on the same Kyle Field turf the week before. But the Tigers showed early that they were not intimidated, as they drove 78 yards on the game's opening possession to take a quick 3-0 lead on a 20-yard field goal by Mike Matheny.

After A&M countered with a short field goal of their own, Mizzou scored consecutive TDs in the 2nd quarter, on a 9-yard run by TB Zack Abbron and an 8-yard pass to Abbron from Smith to take a 17-3 halftime lead.

The Aggies rallied to score consecutive short TD runs to tie the game at 17 apiece early in the 4th quarter, but the unflappable Smith led MU on a brilliant 13-play, 88-yard drive to take the lead back at 24-17 with 8:40 left when he hit WR Justin Gage on a quick slant that Gage broke the distance.

After the teams traded punts, A&M took over one last time on their own 24 yardline with 3:42 left. A bizarre series of events, including an MU interception and subsequent fumble back to A&M by LB Sean Doyle, 2 pass interference penalties and 1 late hit call aided the Aggies, as they scored the game-tying TD with just 15 seconds left from 1 yard out.

The teams traded 40 yard field goals in the first overtime, before MU stopped the Aggies in the 2nd extra period.

<u>Scoring Summary</u>	<u>1st</u>	<u>2nd</u>	<u>3rd</u>	<u>4th</u>	<u>OT</u>	<u>OT</u>	<u>Total</u>
Missouri	3	14	0	7	3	6	33
Texas A&M	3	0	7	14	3	0	27

Scoring Plays

MU-Mike Matheny 20 field goal, 9:29 (1st)

A&M-Todd Pegram 25 field goal, 6:27 (1st)

MU-Zack Abbron 9 run (Matheny PAT), 12:42 (2nd)

MU-Abbron 8 pass from Brad Smith (Matheny PAT), 7:44 (2nd)

A&M-Joe Weber 1 run (Pegram PAT), 13:34 (3rd)

A&M-Dustin Long 1 run (Pegram PAT), 14:59 (4th)

MU-Justin Gage 32 pass from Smith (Matheny PAT), 8:40 (4th)

A&M-Weber 1 run (Pegram PAT), 0:15 (4th)

MU-Matheny 40 field goal, 1st OT

A&M-Pegram 40 field goal, 1st OT

MU-Smith 1 run, 2nd OT

<u>MU</u>	<u>STATISTICS</u>	<u>A&M</u>
24	First Downs	21
63-259	Rushes-Net Yards	31-36
13-25-0	Pass Comp.-Att.-Int.	26-41-2
171	Net Passing Yards	350
430	Total Net Yards	386
3-2	Fumbles-Lost	3-1
14-78	Penalties-Yards	6-46
4-38.8	Punts-Avg.	5-34.0
9-19	3rd Down Conv.	3-13
1-2	4th Down Conv.	1-2
32:58	Time of Possession	27:02

Individual Leaders

Rushing — (MU) Abbron 27-126, 1 TD (A&M) Weber 11-12, 2 TDs

Passing — (MU) Smith 13-25-0, 171, 2 TDs (A&M) Long 22-35-2, 270

Receiving — (MU) Gage 7-123, 1 TD (A&M) Johnson 6-98