



Ruffled Potholder (CNO928)




Materials: Aunt Lydia's rug yarn: 1 skein color A, 1 skein color B; Size G crochet hook

Ch 38 sts with color to make base of hot pad.

1st Row: 1 dc in 8th ch from hook * ch 2, sk 2 chs, dc in next st. * Repeat across row, ch 5 and turn.

2nd Row: 1 dc in dc, ch 2, dc in next dc across, ending with ch 2, 1 dc in 3rd ch of turning ch.

Repeat last row 9 more times. Having 11 meshes each way, yarn and tie off.



With color B, begin at center and work around following pattern on diagram, working from right to left, tie in yarn, ch 3, 2 dc in same sp. Work 3 dc in each ch-2 sp around, join with slst in top of ch-3, cut yarn.

Tie in color A and repeat around working from center to outer rows.

Alternate colors A and B as shown in diagram.

Start at arrow with Color B

®Registered Trademark of Caron International.

©1999 Copyright Caron International. All rights reserved. No part of this pattern may be reproduced without written permission of Caron International, Washington, NC 27889

10-15-02 Permission granted by K. Alexander, Caron International for posting on <http://www.potholderlady.com>