


## Kids, make your own flipbook and watch a Triceratops run!


Follow these steps:

1. Download and print these twenty images (heavier paper works best).
2. Cut out and stack the images in order, with #1 on top and #20 on the bottom.
3. Staple your stacked images together at the dotted line marked at the left of the top image.
4. Flip through the pages and see Triceratops run!


1




2




3




4




5




6




7




8




9




10




11




12




13




14




15




16




17



18



19



20

