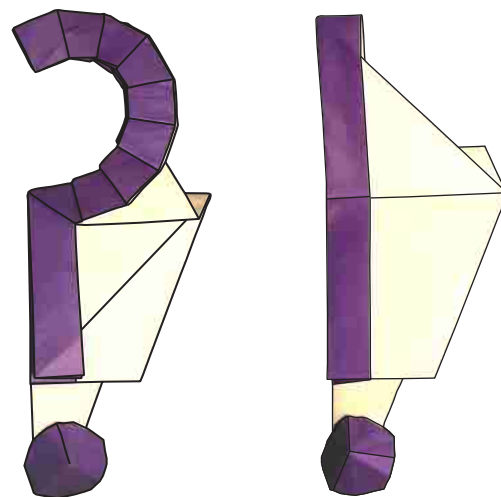


Question Mark!

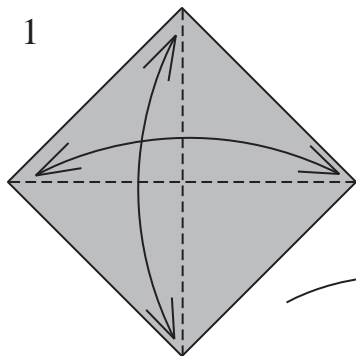
This a model can raise many interesting questions and bring forth many surprising answers. In fact, it can be used to punctuate any interrogation or exclamation!

By Jeremy Shafer
©2002

Answers to questions raised in the boxes can be found on www.edge.org

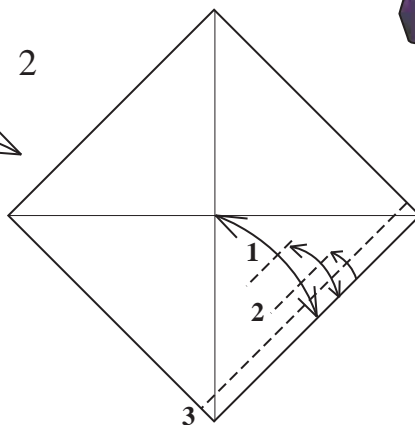


1



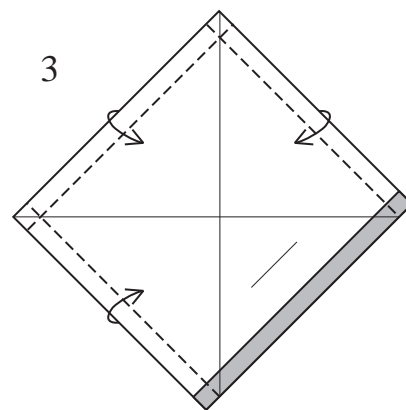
Valley-fold diagonally in half. **Turn over.**

2



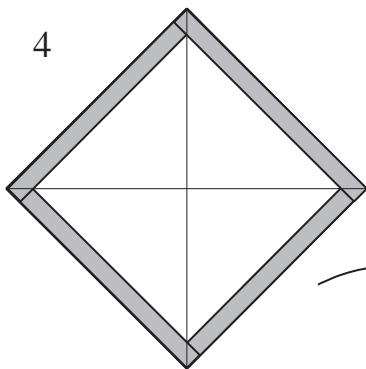
Make the indicated valleys in the order of 1, 2, 3.

3



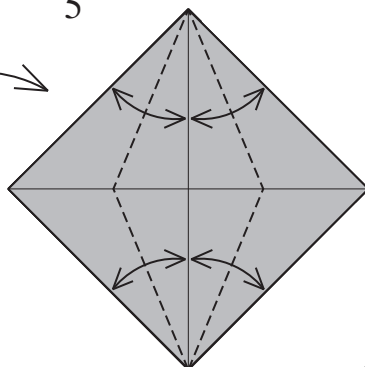
Valley-fold the other three sides the same width. The order doesn't matter.

4



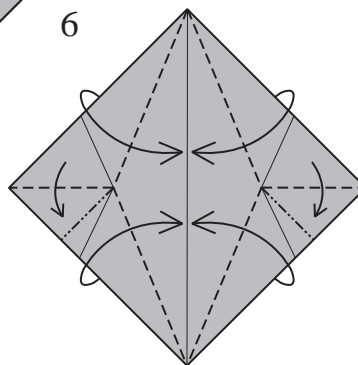
Turn over.

5



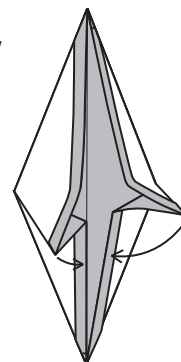
Valley-fold and unfold.

6



Make the indicated folds to form a Fish Base.

7



In progress.

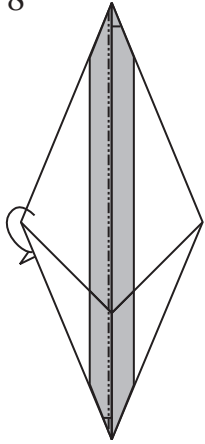
Who and what are the we in we?"

-Paul W. Ewald

Is it possible to know what is good and what is evil?

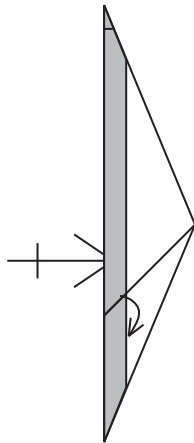
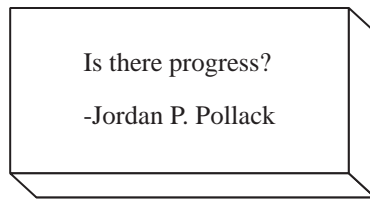
-James Gilligan

8



Mountain-fold the left side behind.

9



Extend the appendage by pulling the raw corner downward. Repeat behind.

10

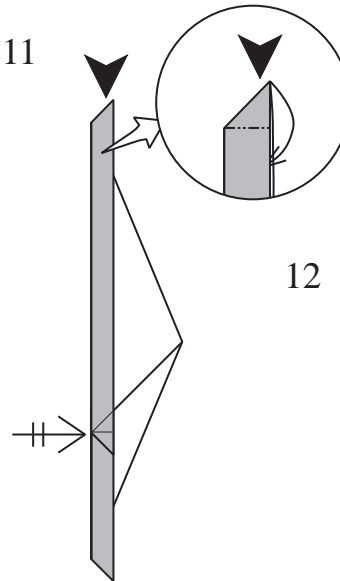


Repeat step 9 above and below.

What, me worry?
-Alfred E. Newman

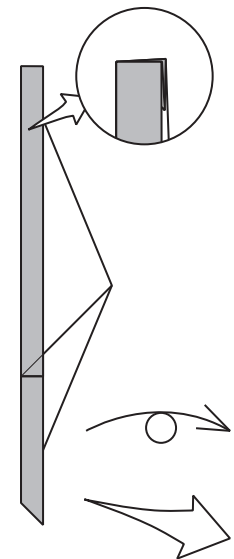
To be, or not to be?
-Shakespeare

11



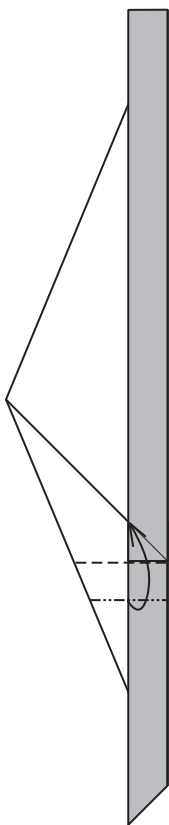
Reverse-fold the top corner. Repeat on the front and rear middle flaps.

12



Turn over.
The next step is enlarged.

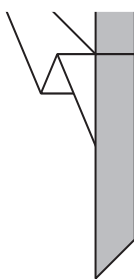
13



Pleat through all layers.

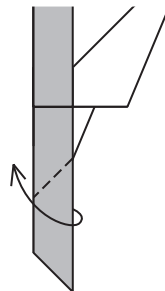
Why do we ask questions?
-Alison Gopnik

14



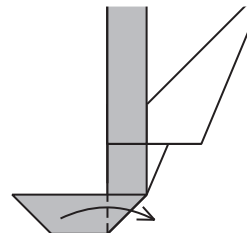
Turn-over.

15



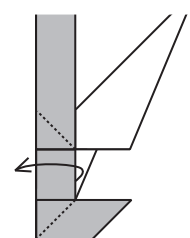
Valley-fold.

16

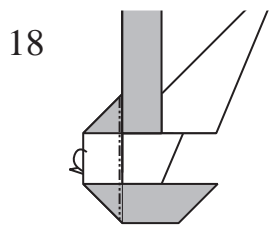


Valley-fold.

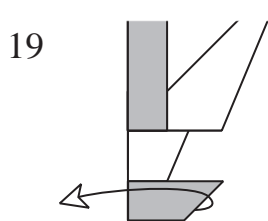
17



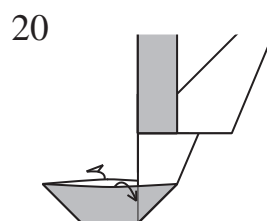
Pull the raw edge leftward.



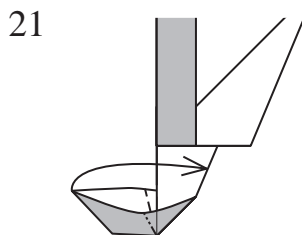
Mountain-fold.



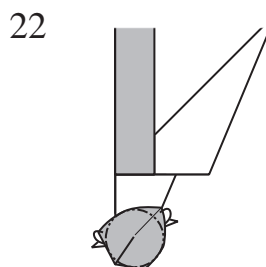
Swing the flap to the left.



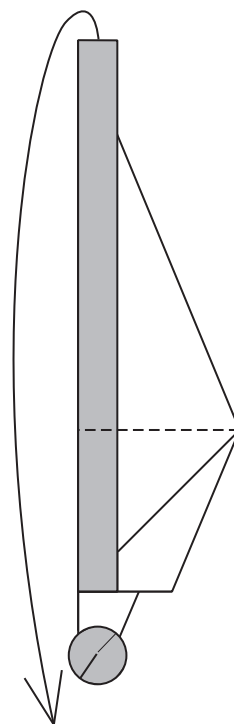
Pull apart the two edges.



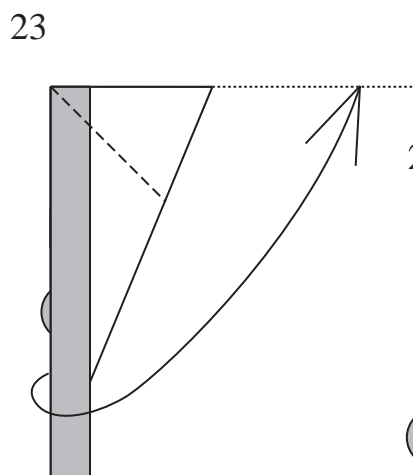
Squash, but don't flatten, unless you want to.



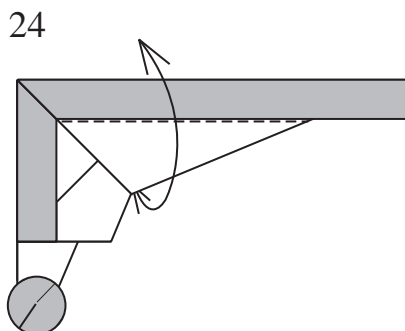
The dot as diagrammed above is cone-shaped. Flatten to taste if desired. Round the dot with mountain folds.



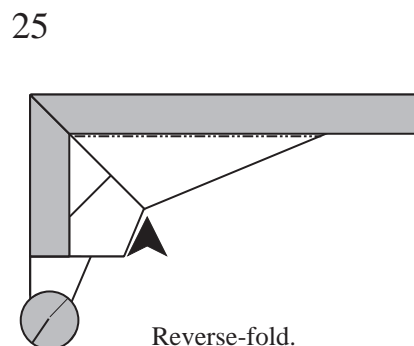
Valley-fold.



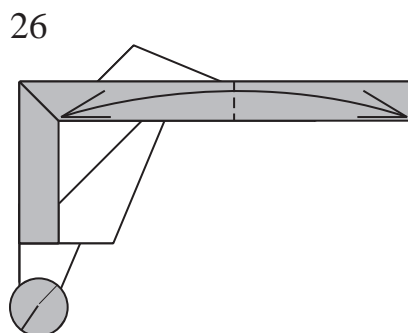
Valley-fold even with the top edge.



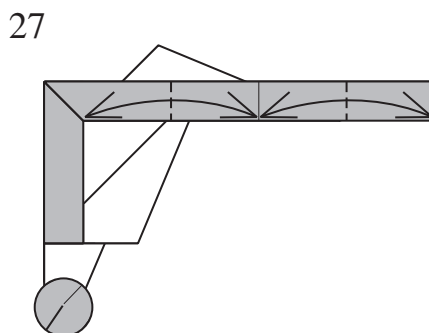
Valley-fold and unfold.



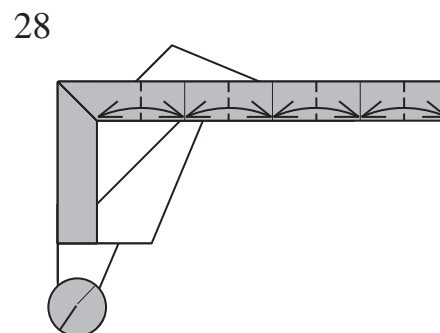
Reverse-fold.



Valley-fold and unfold.

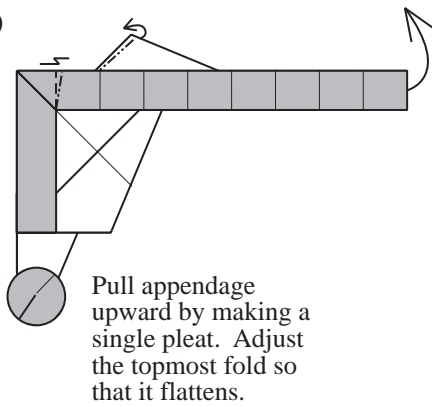


Valley-fold and unfold.

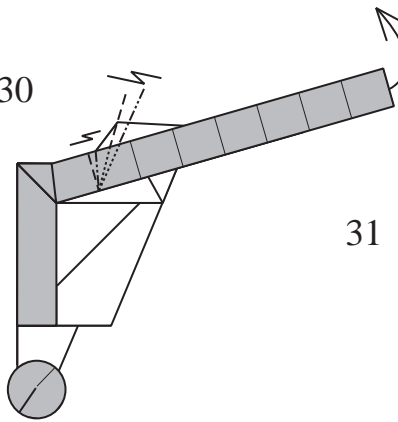


Valley-fold and unfold.

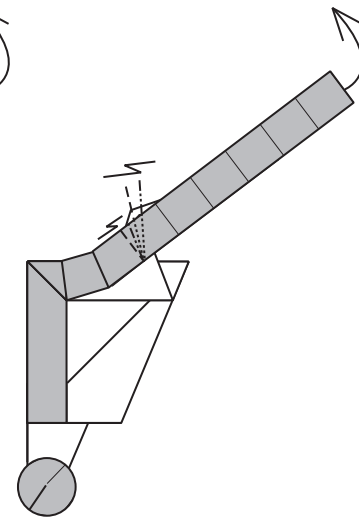
29



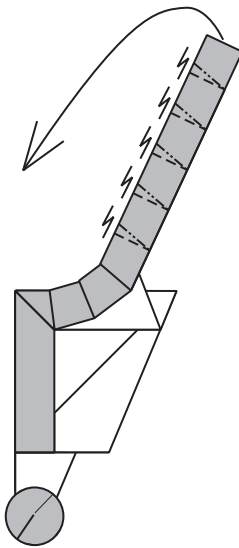
30



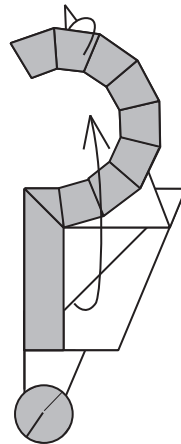
31



32

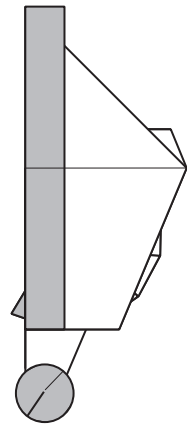


33



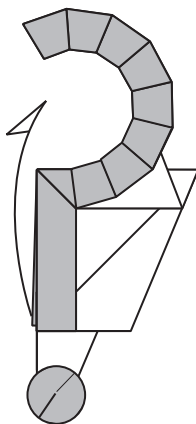
The Question Mark is written. In front of an audience ask, "What's this?" When they answer, "a question mark," swing the rear flap upward while swinging the top of the question mark behind and exclaim,...

34



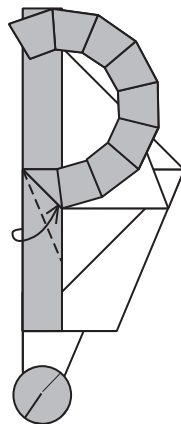
... "Exactly!" The explanation point has appeared out of nowhere!

35



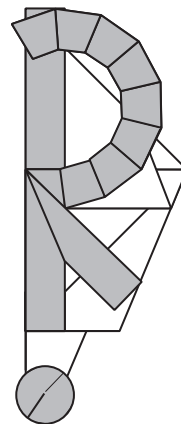
What else can this question mark become? Swing the rear flap upward.

36



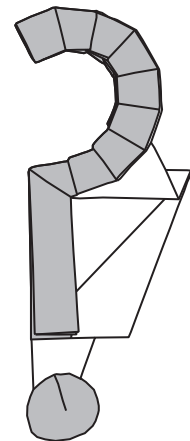
Now, ask the audience "What's this?" When they say, "It's the letter P," say, "No, it's, 'I gotta go pee, NOW!' Valley-fold the front flap to the right.

37



"And what's this... it's the exclamatory letter R which stands for, "RUN!"

38



Here's a question: What other letters and symbols can you derive from this model?