

Hello Kitty Patterns

This file contains several Hello Kitty patterns:

Magnets – 2 different patterns

Miss Liberty magnet, added 3/6/2004

Lady Bug magnet, updated 3/12/2004

Coaster – 1 pattern

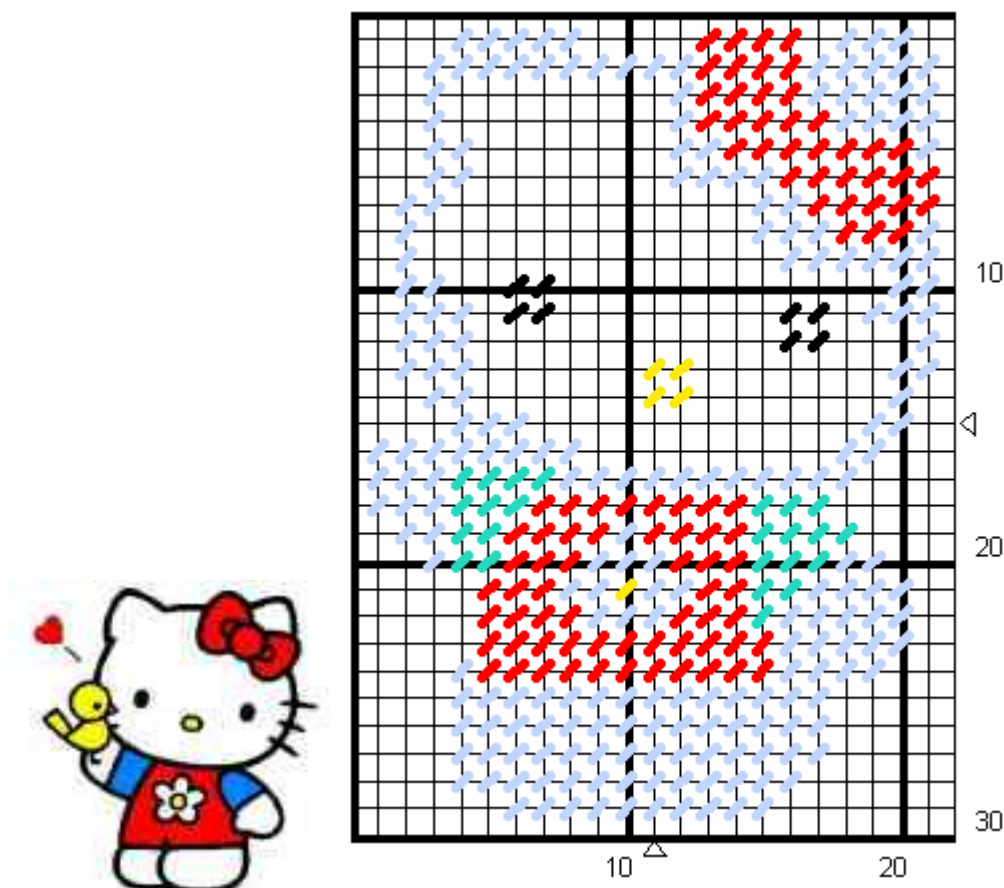
Tissue Box Side – 1 pattern

Hello Kitty images are copyrighted.

You may not sell this pattern or offer it to others as your own.

Please refer interested parties to www.mountainharmony.com/crafts/ for this and other MHC patterns.

Hello Kitty – Magnet 1



Holes: 22 w by 30 h

Suggestions:

Use white for Light Blue stitches in the diagram.

Fill face in with white (continental stitches).

Use picture to outline if desired, and place whiskers.

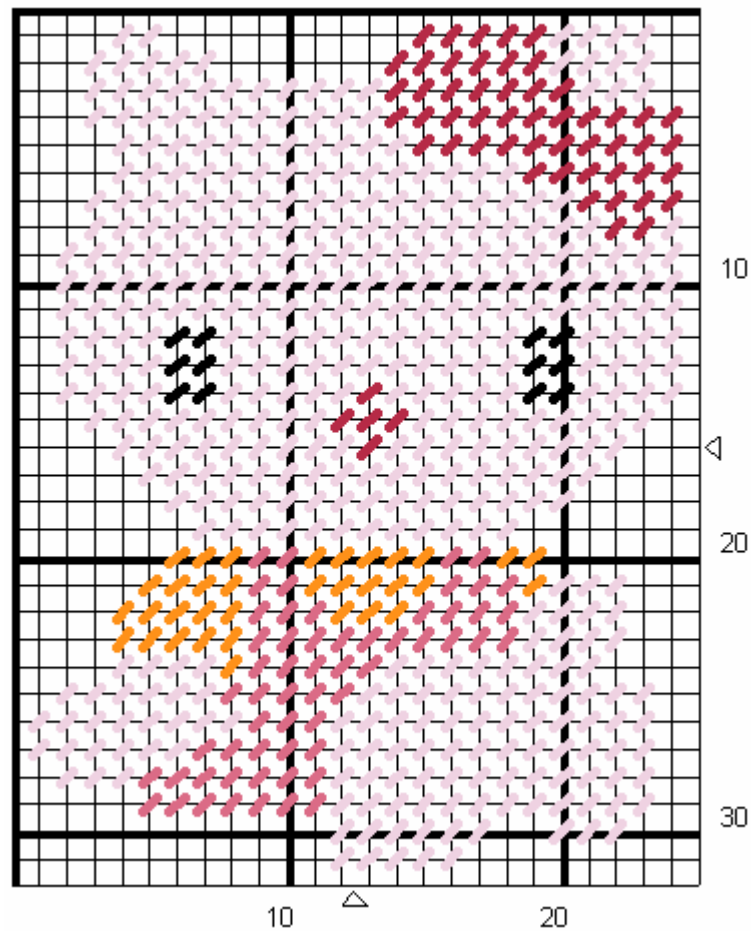
Note: diagram doesn't include the bird or heart.

Hello Kitty images are copyrighted.

You may not sell this pattern or offer it to others as your own.

Please refer interested parties to www.mountainharmony.com/crafts/ for this and other MHC patterns.

Hello Kitty – Magnet 2



Holes: 25 w by 32 h

Suggestions:

Use white for Light Pink stitches in the diagram.

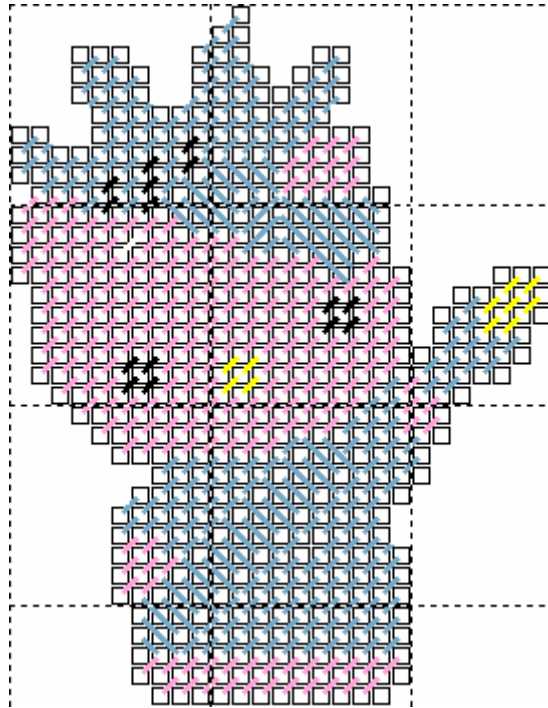
(This pattern could also be used for a coaster.)

Hello Kitty images are copyrighted.

You may not sell this pattern or offer it to others as your own.

Please refer interested parties to www.mountainharmony.com/crafts/ for this and other MHC patterns.

Hello Kitty – Miss Liberty

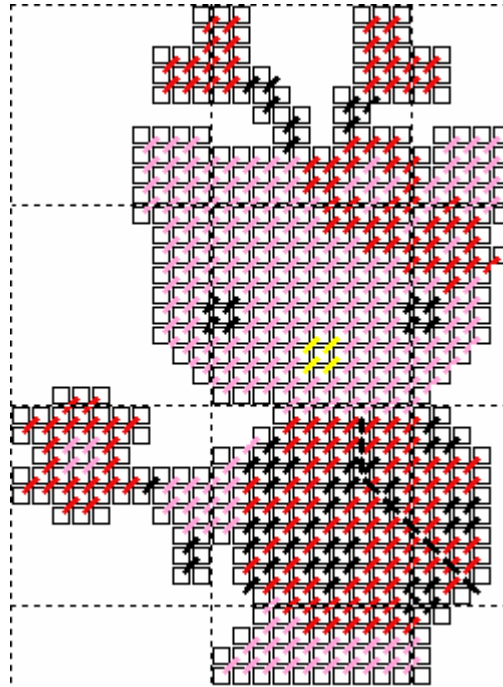


Holes: 27 w by 35 h
Sized for a magnet

Suggestions:
Use White for Pink stitches in the diagram.

(This pattern could also be used for a coaster or a boutique tissue box side.)

Hello Kitty – Lady Bug



Holes: 25 w by 34 h

Sized for a magnet

Suggestions:

Use White for Pink stitches in the diagram.

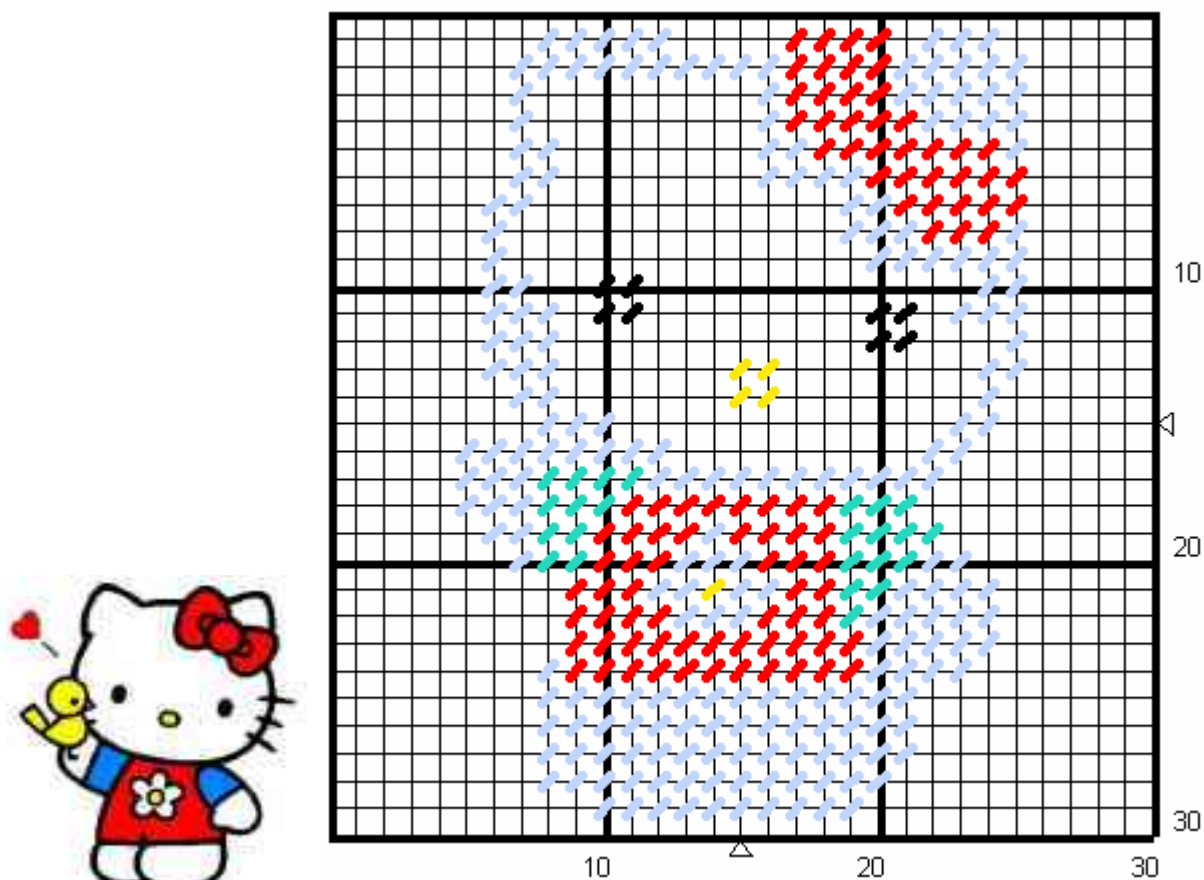
(This pattern could also be used for a coaster or a boutique tissue box side.)

Hello Kitty images are copyrighted.

You may not sell this pattern or offer it to others as your own.

Please refer interested parties to www.mountainharmony.com/crafts/ for this and other MHC patterns.

Hello Kitty – Coaster



Holes: 30 w by 30 h

Suggestions:

Use white for Light Blue stitches in the diagram.

Fill face in with white (continental stitches).

Use picture to outline if desired, and place whiskers.

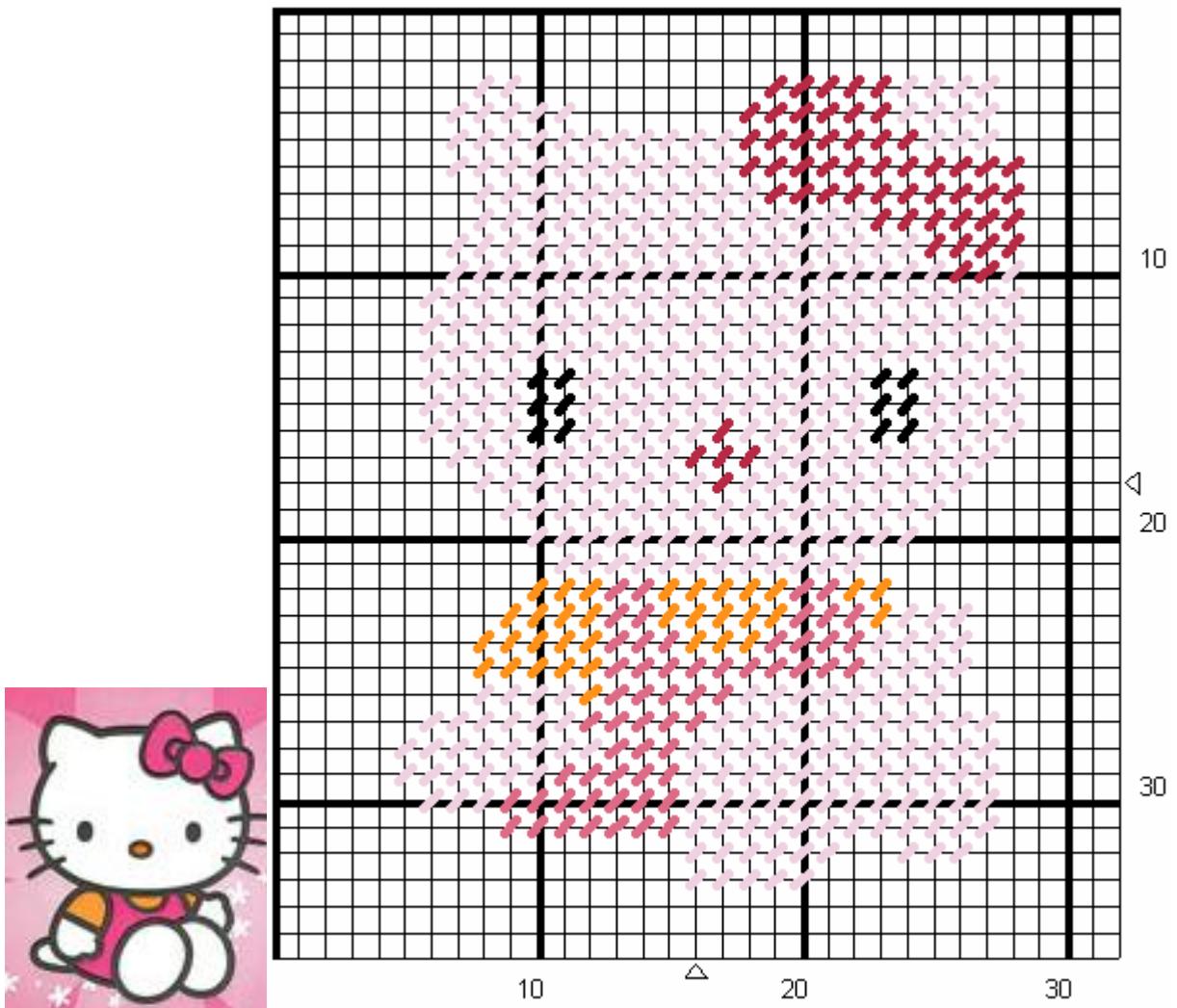
Note: diagram doesn't include the bird or heart.

Hello Kitty images are copyrighted.

You may not sell this pattern or offer it to others as your own.

Please refer interested parties to www.mountainharmony.com/crafts/ for this and other MHC patterns.

Hello Kitty – Tissue Box Side



Holes: 32 w by 36 h, sized for boutique tissue box side

Suggestions:

Stitch as diagrammed. (White is designated by Light Pink stitches.)

Use picture to outline and place whiskers..

Hello Kitty images are copyrighted.

You may not sell this pattern or offer it to others as your own.

Please refer interested parties to www.mountainharmony.com/crafts/ for this and other MHC patterns.