



## Notre Dame and the Local Economy: 2002

# Pioneers Together



## Economic Impact Report



*Economic and Fiscal Impacts*

*of the*

*University of Notre Dame du Lac*

**Prepared for:**

**The University of Notre Dame**



**TABLE OF CONTENTS**

**INTRODUCTION ..... 1**  
     Notre Dame and Its Mission ..... 1  
     The University’s History ..... 1  
     Future Opportunities ..... 2

**I. THE IMPACT OF UNIVERSITY-RELATED SPENDING ..... 3**

***A. Overall Impact of University-Generated Spending..... 4***

***B. Local Income Generator..... 5***  
     University Revenues ..... 5  
     University Expenditures ..... 6

***C. Employment and Payroll ..... 8***  
     Benefits ..... 9  
     Employment Trends ..... 9  
     Residences of Faculty and Staff ..... 9  
     Spin-Off Jobs ..... 10  
     Construction Jobs ..... 11

***D. Construction..... 12***

***E. Students and Visitors ..... 14***  
     Students ..... 14  
     Visitors ..... 15

***F. Indirect Income..... 17***  
     Retail Sales ..... 17  
     Construction ..... 18

***G. City and County ..... 20***  
     Impact on the City of South Bend ..... 21  
         General Fund Revenue Generated ..... 21  
         Non-General Fund Revenues Generated ..... 21  
         General Fund City Expenditures ..... 22  
     Impact on St. Joseph County ..... 23  
         General Fund Revenues Generated ..... 23  
         Non-General Fund Revenues Generated ..... 24  
         General Fund County Expenditures ..... 25  
     Fiscal Impact Summary ..... 28  
     University Services Provided to the City of South Bend and St. Joseph County ..... 28

<b>II. ECONOMIC DEVELOPMENT INITIATIVES.....</b>	<b>31</b>
<i>A. Human Capital.....</i>	<i>32</i>
<i>B. University Research .....</i>	<i>33</i>
Research Awards by Funding Source .....	33
Research Awards by University Organization.....	34
<i>C. Business Development.....</i>	<i>36</i>
Spin-Off Businesses.....	36
Local Businesses and Entrepreneurship.....	37
Technology Transfer.....	38
Technical Assistance to Indiana Businesses .....	38
Future Opportunities .....	38
Media Exposure .....	39
<b>III. COMMUNITY SERVICE CONTRIBUTIONS .....</b>	<b>41</b>
<i>Community Service.....</i>	<i>42</i>
Student Volunteers.....	43
Center for the Homeless.....	44
Robinson Community Learning Center .....	45
Logan Center.....	46
National Youth Sports Program.....	47
Donations .....	47
Faculty and Staff Volunteers .....	48
Alumni Volunteers.....	48
Rebuilding Together in St. Joseph County .....	49
Legal Aid Clinic.....	49
Life Treatment Centers .....	49
Religious Service .....	50
<b>IV. COMMUNITY PARTNERSHIPS .....</b>	<b>51</b>
<i>A. Urban Revitalization.....</i>	<i>52</i>
Campus Plan .....	52
Northeast Neighborhood.....	52
Other Community Development Contributions.....	53
<i>B. Culture and Art.....</i>	<i>54</i>
Notre Dame Libraries .....	54
Marie P. DeBartolo Center for the Performing Arts.....	54
Snite Museum of Art.....	55
Lectures and Events .....	55
Summer Shakespeare Festival .....	55
Teachers as Scholars .....	56

Free Film Series – FTT Talks .....	56
<b>CONCLUSION.....</b>	<b>57</b>
Looking to the Future.....	57
<b>APPENDICES .....</b>	<b>58</b>
<i>Appendix A: Faculty, Staff, and Student Survey Results.....</i>	<i>59</i>
<i>Appendix B: Notre Dame Visitors.....</i>	<i>73</i>
<i>Appendix C: Economic Multipliers .....</i>	<i>75</i>

# Introduction

Internationally respected as a Catholic institution of higher education, the University of Notre Dame du Lac is also Michiana's largest employer, having a significant impact on the local economy. Notre Dame boasts a student body of more than 11,000 with roughly 4,750 faculty and staff and more than 900,000 visitors annually.

However, Notre Dame is much more than simply an employer and a consumer of goods and services. Its Catholic mission embraces community and service at its core. Its students, faculty and staff enrich the city of South Bend and St. Joseph County region every day through volunteer efforts and support for charitable institutions.

The University commissioned Bay Area Economics (BAE) to prepare this profile of its economic and fiscal impact on South Bend and St. Joseph County. This report begins with an overview of the University, the income it generates in the regional economy, and the jobs it has created for local residents. The fiscal impact analysis quantifies the tax dollars generated for the city of South Bend and St. Joseph County and compares them to the public cost of providing services to the University. The second half of the report focuses on the more qualitative aspects of Notre Dame's impact on the community – its contributions to community service, community development, economic development, culture and arts.

## Notre Dame and Its Mission

The University of Notre Dame dedicates itself to educating and molding the character of its students and preparing them for leadership in a society that values human solidarity and concern for the common good. It is a place of teaching and research, of scholarship and publication, of service and community. The University's mission statement, which can be found on the Web at [www.nd.edu/aboutnd/about/mission/mission\\_statement.shtml](http://www.nd.edu/aboutnd/about/mission/mission_statement.shtml), fully elaborates on its day-to-day efforts to create an environment of scholarship, learning, and service to others. Given this commitment and vision, Notre Dame attracts a unique group of people who share that perspective. Through their daily lives, Notre Dame's faculty, staff, and students serve the community with their minds as well as their hands.

## The University's History

In November 1842, Fr. Edward Sorin, C.S.C., and seven Brothers of St. Joseph (now the Congregation of Holy Cross) arrived at a log cabin determined to build a great Catholic University. The University endured many hardships in the early years, including outbreaks of malarial fever and cholera and the destruction of the administration building by fire in 1879. The structure was rebuilt and ultimately capped with the Golden Dome and a 19-foot statue of the Blessed Virgin in 1888.

The University has grown from its earliest days as an institution devoted to the study of humanities, languages, music, and drawing to a major international university with eight colleges and schools:

- the College of Arts and Letters (1842);
- the College of Science (1865);
- the College of Law (1869);
- the College of Engineering (1873);

- the School of Architecture (1898);
- the Graduate School (1918);
- the Mendoza College of Business (1921); and
- the First Year of Studies (1962).

Following World War II, Notre Dame experienced explosive growth and gained national prominence under the guidance of Father Theodore M. Hesburgh, C.S.C. In 1967, the Congregation of Holy Cross transferred University governance to a predominantly lay Board of Trustees. In 1972, women were admitted to undergraduate studies.

Under the leadership of Father Edward A. Malloy, C.S.C., since 1987, the University's stature has grown. The student body is now among the 20 most selective in the nation; 34 percent of entering freshmen rank among the top five students in their high school graduating classes. Endowed faculty positions now number more than 140. The University's minority student population has more than doubled, and women now constitute 46 percent of undergraduate and overall enrollment.

For most of its history, the University has emphasized teaching, learning, and service. Most recently, however, the University's focus has widened to include basic research and development. Notre Dame is expanding its graduate school programs and research capacity, emphasizing research in its selection of new faculty. The University has established a goal of reaching \$100 million in sponsored research over the next seven years, a sizeable challenge. The University has made great strides toward that goal, as research activity more than doubled from \$20.4 million in 1997 to \$42.5 million in 2002.

The Notre Dame experience is grounded in residence hall life and volunteering in community service. The Center for Social Concerns links students to service organizations on the local, national, and international level. Four out of five students provide voluntary community service while at Notre Dame.

For many years, the University saw itself as a national and international entity, often focusing on larger global issues and needs. During the last decade, the University has again emphasized the importance of service to the *local* community. The University has expanded its direct involvement with the Center for the Homeless, the Robinson Community Learning Center, the Logan Center and local economic development initiatives.

### **Future Opportunities**

Notre Dame has committed itself to a new era of local activism and cooperation. As the University grows its research base and expands its graduate study programs, it will become an increasingly important source of technological expertise and support for the region's businesses. Current collaborations on efforts to link South Bend to the major fiber optic telecommunication networks and create a certified technology park will form the basis for future cooperation in pursuit of economic vitality and growth. The University, city, and county share a number of common goals and interests in creating a better quality of life for all Michiana residents.



## **I. The Impact of University-Related Spending**

***A. Overall Impact of University-Generated Spending***

The University of Notre Dame generated almost one of every ten dollars in the St. Joseph County economy in fiscal year 2002.

Summarized in Table I-1, the University’s presence in the county generated a total of \$833 million by its expenditures and those of its students and visitors. This analysis focuses on new income – that is, dollars that would not have been spent in St. Joseph County if Notre Dame did not exist. The estimate of net new income in the Michiana economy as a result of the University includes:

- dollars spent by the University with St. Joseph County vendors (Section I.B);
- University salaries and benefits paid to faculty and staff who live in the county (Section I.C);
- University construction spending (Section I.D);
- non-tuition dollars spent locally by students who would not otherwise live in the county (Section I.E);
- local spending by out-of-state visitors attracted to Michiana to visit the University (Section I.E); and
- spin-off dollars created by the spending and re-spending of the University, student and visitor dollars as they cycle through the Michiana economy (Section I.F).

**Table I-1: St. Joseph County Income Generated by the University of Notre Dame, Fiscal Year 2002**

<b>Income Components</b>	<b>Total Expenditures</b>	<b>New Income in St. Joseph Co.</b>	<b>New Indirect Income</b>	<b>Total New Income</b>
		(millions of dollars)		
University non-construction expenditures (a)	\$ 536.0	\$ 305.9	\$ 272.4	\$ 578.3
Student expenditures	53.9	51.3	31.6	82.9
Out-of-state visitor expenditures	92.1	92.1	62.0	154.1
<b>Total Non-Construction Expenditures</b>	<b>\$ 682.0</b>	<b>\$ 449.3</b>	<b>\$ 366.1</b>	<b>\$ 815.4</b>
University construction expenditures	\$ 10.4	\$ 10.4	\$ 7.4	\$ 17.8
<b>Total Construction Expenditures</b>	<b>\$ 10.4</b>	<b>\$ 10.4</b>	<b>\$ 7.4</b>	<b>\$ 17.8</b>
<b>Total Income Impacts</b>	<b>\$ 692.4</b>	<b>\$ 459.7</b>	<b>\$ 373.5</b>	<b>\$ 833.2</b>

Notes:

(a) New income excludes student wages, fellowships/stipends, travel, debt service principal payments, and depreciation.

Sources: University of Notre Dame; U.S. Bureau of Economic Analysis; BAE, 2003.

**B. Local Income Generator**

Notre Dame’s contribution to the Michiana area economy can be measured first by the revenues collected from outside Michiana, and then by the expenditures spent within Michiana. The more revenue generated by the University from outside the Michiana area, the more that revenue benefits the local economy.

**University Revenues**

The University’s revenues in fiscal year 2002 totaled \$615.4 million with the following breakdown:

- student tuition and fees – 40.7 percent of total revenues;
- endowment income – 12.0 percent;
- government grants and contracts – 8.8 percent;
- nongovernment gifts, grants, and contracts – 15.2 percent;
- sales and services of auxiliary enterprises (including residence halls) – 19.6 percent; and
- other sources – 3.7 percent.

Almost 95 percent of those revenues come from outside St. Joseph County from students in other parts of the country and the world, from alumni, from visitors who shop in the bookstore and stay in the Morris Inn, and from government research contracts.

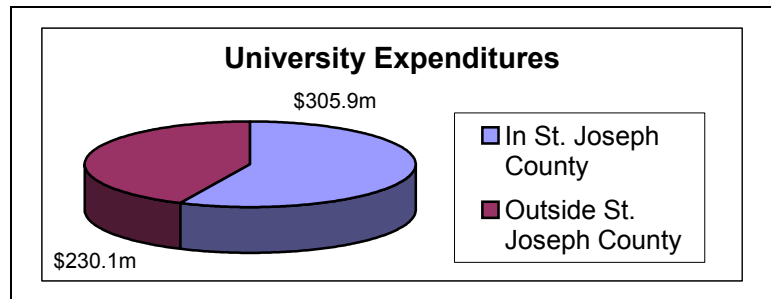
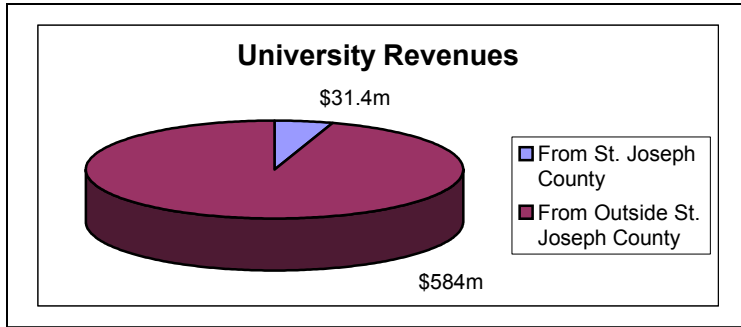
**Table I-2: University of Notre Dame Revenues, Fiscal Year 2002**

<b>Revenue Category</b>	<b>Fiscal Year 2002 Revenues</b>	<b>Percent from Outside St. Joseph County</b>	<b>Revenues from Outside St. Joseph County</b>
Educational and general			
Student tuition and fees	\$ 250,264,738	95.9%	\$ 240,036,000
Endowment income	73,767,660	95.9%	70,753,000
Government grants and contracts	54,049,104	100.0%	54,049,000
Nongovernment gifts, grants, and contracts	76,064,970	95.9%	72,956,000
Other sources	23,022,294	86.0%	19,807,000
Total Educational and General	\$ 477,168,766	95.9%	\$ 457,601,000
Sales and services of auxiliary enterprises	120,928,083	90.8%	109,774,000
Unrestricted gifts	17,322,104	95.9%	16,612,000
<b>Total Revenues</b>	<b>\$ 615,418,953</b>	<b>94.9%</b>	<b>\$ 583,987,000</b>

Sources: University of Notre Dame; BAE, 2003.

## University Expenditures

Notre Dame spent \$536.0 million in fiscal year 2002, including \$305.9 million in St. Joseph County. Direct comparison of the dollars received and spent by the University itself illustrates Notre Dame's importance in the Michiana economy. The University's expenditures in St. Joseph County outweighed the revenues it received from local sources by a factor of almost ten – putting in \$274 million more than was taken out of the local economy.



Notre Dame dollars in the local economy included \$256.4 million in salaries, wages, and fringe benefits to county residents. To put this in perspective, the University distributed one out of every 16 salary and wage dollars (6.4 percent) paid by St. Joseph County employers.

University expenditures with local St. Joseph vendors are estimated to have totaled \$49.6 million – 25.9 percent of all non-salary expenditures. Expenditures with South Bend vendors represented almost four-fifths of that activity – totaling \$37.5 million.

As shown in Table I-3, in the six fiscal years from 1997 through 2002, Notre Dame expenditures have increased by more than 50 percent, growing \$180 million. Enrollment grew by 7.5 percent with the addition of 823 new students, due primarily to an increase in graduate and study abroad programs. Research spending more than doubled with the University's increasing success in competing for federal and other research grants.

---

**Table I-3: University of Notre Dame Expenditures, Fiscal Years 1997-2002**

---

	<b>Fiscal Year</b>					
	<b>1997</b>	<b>1998</b>	<b>1999</b>	<b>2000</b>	<b>2001</b>	<b>2002</b>
	(thousands of dollars)					
<b>Operating Expenses</b>						
Instruction	\$125,240	\$133,763	\$144,089	\$154,404	\$169,480	\$194,310
Research	20,469	23,449	27,682	30,302	35,916	42,553
Public service	15,264	17,814	17,822	20,767	20,824	21,283
Academic support	30,744	33,433	30,530	31,266	34,330	36,930
Student activities, services	15,791	17,970	18,492	20,675	22,029	25,009
General administration, support	49,287	57,284	64,831	79,687	84,639	89,768
Auxiliary enterprises	98,815	89,100	91,962	107,044	119,063	126,098
<b>Total Expenditures</b>	<b>\$355,610</b>	<b>\$372,813</b>	<b>\$395,408</b>	<b>\$444,145</b>	<b>\$486,281</b>	<b>\$535,951</b>

---

Note: University expenditures from unrestricted funds, excludes expenditures from certain restricted gifts.

Source: University of Notre Dame Annual Reports.

### C. Employment and Payroll

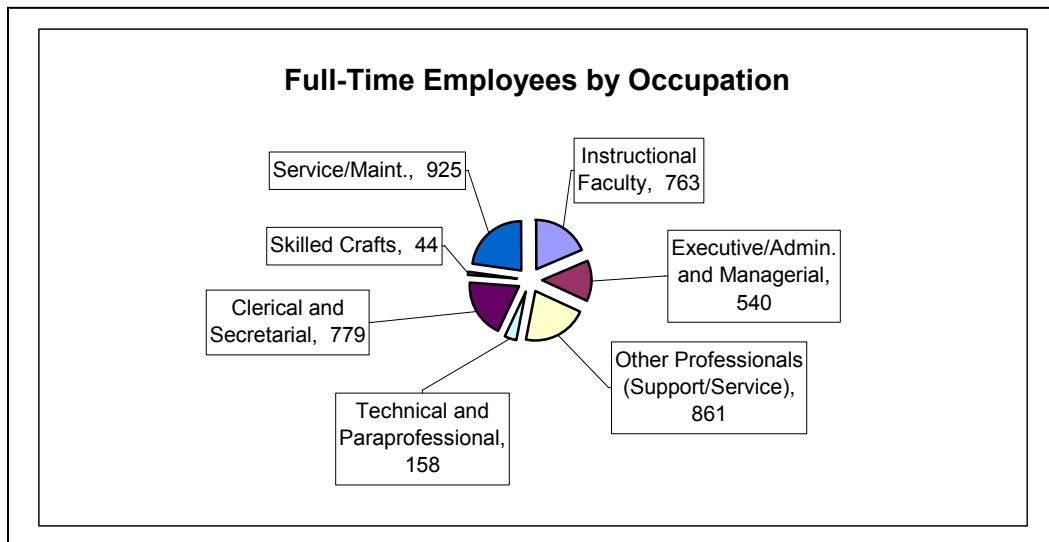
As Michiana’s largest employer, the University of Notre Dame plays a critical role in the region’s economy. The University provides good jobs with competitive salaries and an outstanding package of benefits. Its expenditures and those of its students and visitors support even more jobs in businesses and organizations throughout the region.

In fiscal year 2002, Notre Dame employed 4,070 people in full-time jobs and 688 in part-time positions. Faculty positions are not the only kinds of jobs created in educating students and conducting research. Fewer than one of five full-time jobs at Notre Dame is held by an instructional faculty member. Executive/administrative and managerial positions represent 13 percent of total full-time jobs, as shown in Table I-4. Support operations, including service/maintenance workers, skilled craftspeople, and clerical and secretarial positions, account for almost one-half of the University’s full-time jobs, providing a wide variety of jobs for entry-level and support workers.

**Table I-4. University Full-Time Employees by Occupation, Fall 2001**

Occupation	Number	Percent of Total
Instructional faculty	763	18.7%
Executive/administrative and managerial	540	13.3%
Other professionals (support/service)	861	21.2%
Technical and paraprofessional	158	3.9%
Clerical and secretarial	779	19.1%
Skilled crafts	44	1.1%
Service/maintenance	925	22.7%
<b>Total</b>	<b>4,070</b>	<b>100.0%</b>

Source: University of Notre Dame Fact Book.



## Benefits

In addition to competitive pay, these jobs carry outstanding benefits, providing faculty and staff with full insurance coverage and generous tuition grants for their children and spouses. University of Notre Dame faculty and staff enjoy a wide range of benefits, including:

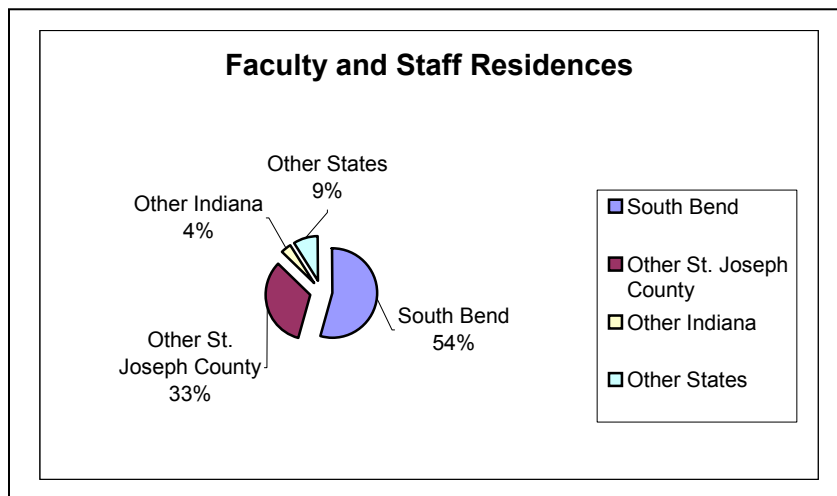
- medical care/prescription drug coverage;
- dental program;
- vision program;
- life insurance;
- pension plans;
- supplemental retirement accounts;
- employee tuition; and
- educational benefits for spouses and children.

## Employment Trends

In keeping with the University's overall growth in expenditures, its faculty and staff have also expanded significantly over the last decade. The number of full-time instructional faculty increased from 644 in fall 1993 to 763 in fall 2001, an 18 percent increase. The non-instructional staff grew 2,706 to 3,307 staff members during the same period, a 22 percent increase.

## Residences of Faculty and Staff

Notre Dame faculty and staff reside throughout St. Joseph County and South Bend. Information provided by the office of Human Resources indicates that more than one-half of Notre Dame employees live in South Bend. Thirty-three percent of employees live elsewhere in St. Joseph County. Faculty and staff commuting from elsewhere in Indiana represent 3.8 percent of the workforce with the final 8.9 percent living outside the state.



Notre Dame employed 4,070 full-time faculty and staff in fiscal year 2002 who earned a total of \$290 million in salaries, wages, and fringe benefits, with St. Joseph County residents earning \$256.4 million. To put this in perspective, the University distributed one out of every 16 salary and wage dollars (6.4 percent) paid by St. Joseph County employers.

**Table I-5: Faculty and Staff Payroll by Residence, Fiscal Year 2002**

Jurisdiction	Faculty and Staff		Salaries, Wages and Benefits	
	Number	Percent	Number	Percent
South Bend	2,575	54.1%	\$ 143,285,000	49.4%
Other St. Joseph County	1,577	33.1%	113,085,000	39.0%
<b>Total St. Joseph County</b>	<b>4,152</b>	<b>87.3%</b>	<b>\$ 256,370,000</b>	<b>88.3%</b>
Other Indiana	181	3.8%	8,795,000	3.0%
<b>Total Indiana</b>	<b>4,333</b>	<b>91.1%</b>	<b>\$ 265,165,000</b>	<b>91.4%</b>
Other states	425	8.9%	25,099,000	8.6%
<b>Total</b>	<b>4,758</b>	<b>100.0%</b>	<b>\$ 290,264,000</b>	<b>100.0%</b>

Note: Totals adjusted for unknown Zip codes.

Source: University of Notre Dame office of Human Resources; BAE, 2003.

### Spin-Off Jobs

The University's operating expenditures, along with those of its students and visitors, supported 8,655 jobs in St. Joseph County outside the University. As with income, economic multipliers quantify the number of jobs created in outside businesses. Spending by students, faculty, and staff creates demand for retailers, restaurants, and other businesses. Supported by that spending, those businesses then hire additional workers to serve the University-related markets. Based on multipliers developed by the U.S. Bureau of Economic Analysis, every \$1 million in Notre Dame expenditures creates 30.4 jobs in the St. Joseph County economy, as shown in Table I-6.



---

**Table I-6: Net New Jobs Attributable to Notre Dame, Fiscal Year 2002**

---

	<b>Net New Expenditures</b>	<b>Employment Multiplier (a)</b>	<b>Total Net New Direct and Indirect Jobs</b>
	(in millions)		
University	\$ 305.9	30.4	9,299
Students	51.3	22.6	1,159
Visitors	92.1	25.5	2,349
<b>Total</b>	<b>\$ 449.3</b>		<b>12,807</b>

Note:

(a) Expressed as jobs per \$1 million of expenditures. Derivations shown in Appendix C.

Sources: University of Notre Dame; U.S. Bureau of Economic Analysis; BAE, 2003.

### **Construction Jobs**

The University's \$10.4 million in fiscal year 2002 construction created 60 construction industry jobs and 70 spin-off jobs elsewhere in the Michiana economy. The U.S. Bureau of Economic Analysis estimates that 12.8 jobs are created in Michiana for every \$1 million of construction expenditures. The University's construction activity is described in the following section.

#### ***D. Construction***

Notre Dame's ongoing construction activity generates additional income beyond that generated by the University's operating expenditures. In fiscal year 2002, the University spent \$12.5 million on construction projects, including \$10.4 million in "bricks and mortar" costs, completing four major projects:

- Fischer Visiting Faculty Apartments – a 20,280 square-foot, 24-unit apartment complex with a total project cost of \$3.5 million;
- Hesburgh Center for International Studies Addition – an 11,600 square-foot addition to the Hesburgh Peace Center at a cost of \$2.4 million;
- Stepan Chemistry Nuclear Magnetic Resonance (NMR) Addition – a 15,585 square-foot addition to the Stepan Chemistry Building at a cost of \$5.4 million; and
- College of Arts and Letters, Deans Suite Renovation – a \$1.2 million renovation of 7,000 square feet of space in O'Shaughnessy Hall.

Seventy-five to 80 percent of University construction contracts are with local contractors. Exceptions are made when a specialty skill is not available locally. The University contracts only with union-affiliated contractors.

Due to economic conditions, construction during fiscal year 2002 was relatively limited in comparison to previous years. Plans for the next five years indicate an increase in construction activity. Projects currently under construction and planned for completion in fiscal year 2003 include:

- Hesburgh Library Lower Level Renovation – a complete renovation of the 80,500 square-foot lower level of the main University Library at a cost of \$8.0 million;
- Alumni Senior Club Renovation and Expansion – a \$2.3 million expansion of the 14,545 square-foot student social space to create a restaurant open to the public and programmed student activities "night spot"; and
- Giovanini Commons – interior build-out of 13,600 square feet of the southeast basement of the Mendoza College of Business at a cost of \$3.0 million.

Projects under construction or in planning for completion in fiscal year 2004 through 2007 include:

- Marie P. DeBartolo Center for the Performing Arts – a 150,000 square-foot, five-venue facility for musical, voice, dramatic, and film performances, with a total project budget of \$62.6 million;
- Science Learning Center – a 202,155 square-foot building for the College of Science, with a total project budget of \$70.0 million;
- South Bend Center for Medical Education – a 66,800 square-foot teaching and research laboratory for transgene and animal research to be developed in collaboration with Indiana University, with a Notre Dame construction cost contribution of \$7.7 million;
- Guglielmino Center for Varsity Athletics – a 96,000 square-foot all-sports building, with a total project budget of \$20.9 million;
- Security and Post Office Building – a \$11.0 million, 39,995 square-foot combined facility to free up sites for the new Law School expansion and Notre Dame Inn;
- Notre Dame Inn – a new 200-room hotel to meet the fundamental hospitality needs of the University, for institutional and outreach, totaling approximately 184,000 square feet, with a total project budget of \$60.0 million;

- Law School Expansion – new classrooms, faculty offices, and support space, as well as conversion of the existing building for library space, at a cost of \$54.0 million; and
- Multi-Disciplinary Engineering Building – \$58 million in new construction to house the engineering curriculum.

**Table I-7: Historical and Planned Construction Activity by the University of Notre Dame, Fiscal Years 1997-2007**

<b>Fiscal Year</b>	<b>Number of Projects</b>	<b>Total Project Cost (a)</b>	<b>Construction Cost</b>
<b>Historical</b>			
1997	13	\$ 114,480,193	\$ 107,566,409
1998	14	\$ 50,324,706	\$ 43,139,299
1999	10	\$ 81,383,073	\$ 65,227,212
2000	11	\$ 17,488,270	\$ 14,803,301
2001	6	\$ 36,495,349	\$ 31,470,733
2002	4	\$ 12,469,762	\$ 10,369,846
<b>Total</b>	<b>58</b>	<b>\$ 312,641,353</b>	<b>\$ 272,576,800</b>
<b>Avg. Annual</b>	<b>10</b>	<b>\$ 52,106,892</b>	<b>\$ 45,429,467</b>
<b>Planned</b>			
2003	4	\$ 21,031,050	\$ 15,892,843
2004	4	\$ 95,571,133	\$ 82,109,884
2005	1	\$ 70,000,000	\$ 55,333,800
2006	1	\$ 60,000,000	\$ 48,000,000
2007	2	\$ 112,000,000	\$ 86,000,000
<b>Total</b>	<b>12</b>	<b>\$ 358,602,183</b>	<b>\$ 287,336,527</b>
<b>Avg. Annual</b>	<b>2</b>	<b>\$ 71,720,437</b>	<b>\$ 57,467,305</b>

Note:

(a) Includes construction cost, architectural and engineering fees, insurance, fees, furniture and loose equipment, and other miscellaneous costs.

Source: University of Notre Dame, 2003.

***E. Students and Visitors***

**Students**

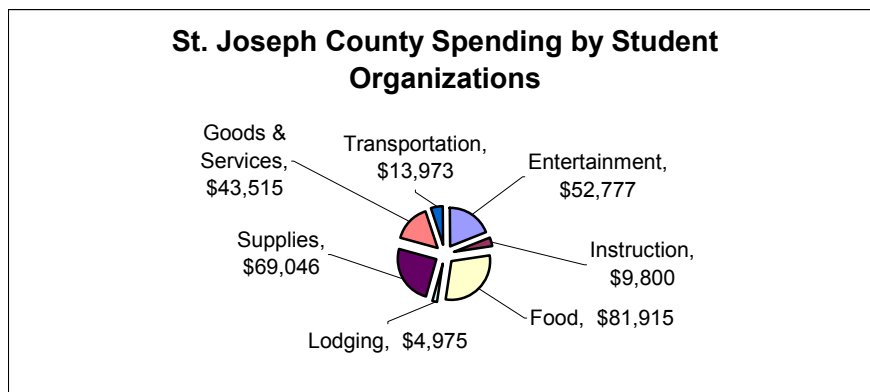
Notre Dame had a student body of 7,721 undergraduate students and 2,746 graduate students attending classes full-time on campus during the 2001-2002 academic year. An additional 541 students were enrolled but studying off-site at satellite campuses or abroad. Notre Dame’s emphasis on living in a community leads 80 percent of undergraduate students and almost 20 percent of graduate students to live on campus in University housing.

A direct survey of Notre Dame students revealed that more than 97 percent of all undergraduate students and 93 percent of graduate students attend college in St. Joseph County due to the location of the University. (Please refer to Appendix A for details.) Focusing only on these students’ spending measures “new” expenditures directly attributable to the University’s presence. Spending by part-time students has been excluded on the basis that these students have chosen to live in the county for reasons other than attending Notre Dame.

Undergraduate students living in residence halls spent an estimated \$2,550 while at school for living expenses other than tuition and room and board. Undergraduate students living off-campus pent an average of \$8,050. Graduate students, many of whom lived in the county year-round, spent an estimated \$11,300 on nontuition living expenses in off-campus housing or \$5,500 on campus. Because the University’s expenditures include those associated with room and board for students living on campus, these expenditures for on-campus students are excluded to avoid double-counting.

Direct spending by Notre Dame students who would not otherwise live in the area totaled \$51.3 million in fiscal year 2002, as shown in Table I-8. This represents the annual living expenses paid by students who would not otherwise live in St. Joseph County, excluding payments to the University for tuition and room and board. The \$3,380 average for undergraduate students reflects the fact that 80.4 percent lived in University housing. With 20 percent of graduate students living in University-owned housing, their living expenses averaged \$10,140 per year, excluding tuition.

**Student Organizations.** Students also contributed to the St. Joseph economy through spending by their student organizations. Student organizations spent \$276,000 in the county for entertainment, instruction, food, lodging, supplies, goods, services, and transportation.



---

**Table I-8: Expenditures by Notre Dame Students, Fiscal Year 2002**

---

	<u>Undergraduate Students</u>	<u>Graduate Students</u>	<u>Total/Average</u>
Number of full-time students living in St. Joseph County (a)	7,721	2,746	10,467
Percent who would not otherwise be attending college in South Bend	97.3%	93.1%	96.2%
Average expenditures (b)	\$ 3,380	\$ 10,140	\$ 5,150
Student expenditures	\$25,389,000	\$25,935,000	\$51,324,000
Student organizations			\$ 276,000
<b>Net New Expenditures</b>	\$25,389,000	\$25,935,000	\$51,600,000

---

Note:

(a) Excludes students studying off-site.

(b) Room and board excluded for students living in University housing. Averages based on 80.4 percent of undergraduate students and 20 percent of graduate students living in University housing.

Sources: Direct student survey; University of Notre Dame; BAE, 2003.

## Visitors

Notre Dame stands as the second most visited attraction in the state of Indiana, second only to the Indianapolis Motor Speedway. During fiscal year 2001-2002, an estimated 673,000 visitors came to Notre Dame from outside St. Joseph County. As detailed in Appendix B, these visitors were drawn by athletic events, conferences, continuing education, reunions, commencement, orientation, and college visits by prospective students.

*Football Saturdays* are legendary for the fans drawn to South Bend from around the country, filling all of the county's hotel rooms and drawing one-third of its estimated 673,000 annual out-of-area visitors. Notre Dame conducts a lottery for 30,000 to 35,000 of the stadium's 80,700 seats for each of six home football games. This analysis assumes that an average of 32,500 fans come to the stadium from out of the area for each home game. In addition, the NBC broadcasting team, their guests, and other sportswriters bring more than 600 people from out of the area to each game. Visiting teams and their bands bring an average of roughly 450 additional visitors. Even though the stadium is always sold out, Notre Dame attracts an estimated 20,000 fans without tickets to the campus to tailgate and participate in the overall festivities; 30 percent are assumed to come from beyond St. Joseph County. All told, the six home football games generated \$38 million in St. Joseph County visitor expenditures in fiscal year 2002.

The Basilica of the Sacred Heart attracted an estimated 208,000 religious pilgrims and visitors, including numerous bus tours. Built in three phases from 1868 to 1892, the Basilica is nationally

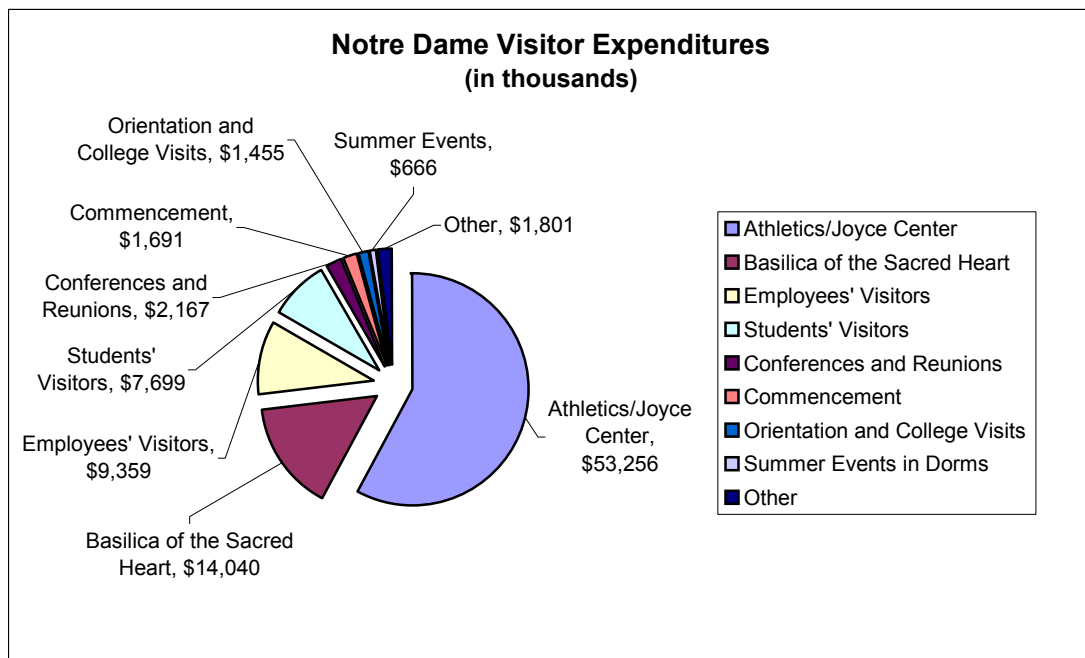
known. The Basilica and Our Lady of Lourdes Grotto are a significant pilgrimage site for American Catholics. The Basilica offers a wide range of specialty masses, including Holy Week services and mass for the Feast of St. Joseph's Day and for St. Patrick's Day. In addition, conferences on such topics as the Hispanic Church in America and Solidarity with Africa draw visitors to campus.

The Center for Continuing Education (CCE) at McKenna Hall hosts a variety of conferences and seminars that draw visitors to the area. From 1999 through 2001, 30 percent of the CCE's external meetings and conferences lasted more than one day. Thirteen percent of the external meetings and conferences had more than 140 participants. CCE conferences generate an estimated 22 percent of occupancy at the Morris Inn, which in turn generates revenue as innkeeper tax for St. Joseph County.

Summer sports camps attracted another 8,900 visitors to the campus. Week-long football, soccer, basketball, swimming, diving, lacrosse, baseball, volleyball, hockey, tennis, and golf camps fill University dorms with young players throughout the summer. Other summertime camps and conferences include Upward Bound, ElderHostel, LifeTeen, Pew Younger Scholars, Retreats International, and architecture career discovery.

Based on direct surveys (summarized in Appendix A), Notre Dame undergraduate students have an average of 5.5 visitors each year, generating an average of 5.95 hotel room-nights (rooms times the number of nights occupied). Graduate students reported an average of 6.45 visitors, resulting in 3.12 hotel room-nights, excluding friends and family who stayed in the students' homes or stayed in residence halls on campus. University faculty and staff have an average of 15.3 visitors, who represent 4.32 hotel room-nights.

Based on average hotel expenditures of \$75 per night and daily spending of \$10 to \$60 per person, these visitors spent an estimated \$92.1 million with area hotels, restaurants, retailers, and gas stations.



## ***F. Indirect Income***

The University's local spending and that of its students and visitors totaled \$451 million in fiscal year 2002. That direct spending indirectly triggered an additional \$367 million in "spin-off" income.

Spin-off income is generated as University employees spend their paychecks for housing, food, clothing, and other essentials. When the University buys food for its residence halls, its suppliers then pay the farmers, food processors, truckers, and their own employees. As each dollar "cycles" through the economy, it generates additional income for other businesses and individuals. Economists measure this spin-off effect using economic multipliers.

Multipliers estimated by the U.S. Bureau of Economic Analysis based on the specific structure of the Michiana regional economy indicate that \$0.89 in new income are generated for every \$1 in direct spending by the University. Multipliers for student and visitor spending are derived in Appendix Tables C-1 and C-2.

**Table I-9: Indirect Income Generated by the University of Notre Dame, Fiscal Year 2002**

<b>Expenditures by</b>	<b>New Direct</b>	<b>Multiplier (a)</b>	<b>Indirect</b>	<b>Total New</b>
	<b>Income</b> (in millions)		<b>Income</b> (in millions)	<b>Income</b>
University	\$ 307.1	1.8906	\$ 273.5	\$ 580.6
Students	\$ 51.3	1.6167	\$ 31.6	\$ 82.9
Visitors	\$ 92.1	1.6731	\$ 62.0	\$ 154.1
<b>Total</b>	<b>\$ 450.5</b>		<b>\$ 367.1</b>	<b>\$ 817.6</b>

Notes:

(a) Derivation of multipliers is shown in Appendix C.

Source: University of Notre Dame; U.S. Bureau of Economic Analysis, BAE, 2003.

## **Retail Sales**

Notre Dame students, faculty, and staff represent a significant market for St. Joseph County retailers. In direct surveys (summarized in Appendix A), Notre Dame undergraduate students estimated that they spent an average of \$194.45 per month off-campus in St. Joseph County for dining out, groceries, convenience store items, clothing and accessories, movies, music, non-school books, beauty products or services, and entertainment. Graduate students estimated spending an average of \$469.27 per month. Faculty and staff members estimated their local off-campus spending at \$983.67 per month.

Applying these averages to the number of students, faculty, and staff who would not otherwise live in the county if not attending or working for Notre Dame yields annual retail sales totaling \$50 million.

**Table I-10: South Bend and St. Joseph County Retail Sales Attributable to Notre Dame, 2003**

	<b>Undergraduate Students</b>	<b>Graduate Students</b>	<b>Faculty/ Staff</b>	<b>Total</b>
<b>Number Who Would Not Otherwise Live in the County</b>	7,031	2,498	2,001	11,530
<b>Ave. Monthly Off-Campus Spending</b>				
Dining out	\$65.93	\$152.61	\$104.98	
Convenience and grocery stores	\$58.05	\$193.75	\$420.89	
Clothing and accessories	\$26.93	\$ 46.50	\$305.50	
Movies, music or non-school books	\$11.27	\$ 25.13	\$ 57.83	
Beauty products or services	\$ 9.83	\$ 18.52	\$ 37.00	
Entertainment	\$22.44	\$ 32.76	\$ 57.47	
Number of Months	9	12	12	
<b>Total Annual Off-Campus Spending</b>				
Dining out	\$ 4,172,000	\$ 4,575,000	\$ 2,521,000	\$ 11,268,000
Convenience and grocery stores	3,673,000	5,808,000	10,106,000	19,587,000
Clothing and accessories	1,704,000	1,394,000	7,336,000	10,434,000
Entertainment	713,000	753,000	1,389,000	2,855,000
Beauty products or services	622,000	555,000	888,000	2,065,000
Entertainment	1,420,000	982,000	1,380,000	3,782,000
Total	\$ 12,304,000	\$ 14,067,000	\$ 23,620,000	\$ 49,991,000

Sources: Direct surveys of students, faculty, and staff; U.S. Department of Commerce; BAE, 2003.

### **Construction**

The construction program, discussed in Section I.C, included four major projects with a total development cost of \$12.5 million and “bricks and mortar” construction costs of \$10.4 million.

This \$10.4 million investment generated a total of \$17.8 million in new economy in the St. Joseph County economy. The U.S. Bureau of Economic Analysis estimates that every \$1 in construction expenditures at Notre Dame generated \$0.72 in indirect spin-off income elsewhere in the Michiana economy.



---

**Table I-11: Income Generated by Construction Activity, University of Notre Dame,  
Fiscal Year 2002**

---

	<u>Direct Income</u>	<u>Multiplier</u>	<u>Indirect Income</u>	<u>Total Income</u>
University of Notre Dame	\$ 10,370,000	1.7213	\$ 7,480,000	\$ 17,850,000

---

Source: University of Notre Dame; BAE, 2003.

## ***G. City and County***

The extensive economic activity generated by the University carries over into the governmental sector as well. This analysis focuses on the University's fiscal impact on the city of South Bend and St. Joseph County, including University-provided services that would otherwise be carried out by the city or county. BAE confined the analysis to the direct fiscal impacts resulting from on-campus activities, excluding students and faculty and staff who live off-campus, whose property and other taxes are likely to generate sufficient revenue to offset costs of providing those services, similar to other non-University-related residents. BAE focused its fiscal impact analysis on the University impacts to the city's and county's general funds in fiscal year 2002. These funds finance the ongoing provision of basic municipal services. Revenue for the respective general funds come from discretionary revenue sources, such as property taxes, charges for services, and revenues allocated by the state of Indiana. The city and county can use general fund monies as they see fit. Typically, non-general fund monies are enterprise funds that cannot be redirected towards other services and are normally run with the goal of revenues balancing expenditures. Notwithstanding, the analysis provides general information on special revenue sources paid directly to the city or county and quantifies some of the University-related services that would normally be served by the city or the county.

The University requires very little in city and county services, because Notre Dame provides its own water, energy, security, health, and fire prevention services, and maintains its own parks, libraries, and recreation facilities on-campus. The University is outside South Bend's city limits, and student activity is largely confined to the campus. Although most University facilities are exempt from property taxes as a nonprofit organization, the University does pay taxes on all of its off-campus properties.

**Key assumptions** used in this fiscal impact analysis are as follows:

- On average, University staff and students living off-campus generate sufficient revenue to offset the city and county costs to serve those residents, similar to any other resident of South Bend and St. Joseph County.
- The 2002 budgets for the city of South Bend and St. Joseph County represent a typical fiscal year for the city and county.
- The University provides sufficient park, recreation, and library facilities to meet its students' and staffs' needs, thereby eliminating University pressures on similar facilities operated by the city or county.<sup>1</sup>
- The University provides a number of services on site that would otherwise be provided by the city or county, such as a full-time fire department, security/police department, and student health center. Therefore, students and staff living on-campus are less likely than non-university-affiliated residents to access other county services/programs, such as county courts and justice, the Welfare Department, and the Health Department.

---

<sup>1</sup> This assumption is based on interviews with city and county staff.

- The University employed approximately 4,070 full-time workers and another 688 part-time workers in 2002.<sup>2</sup> In addition, the University had approximately 6,771 students living on-campus, resulting in a service population<sup>3</sup> of approximately 8,980 in 2002.
- General government expenditures are directly correlated with the activities of other city and county departments.

## **Impact on the City of South Bend**

### **General Fund Revenue Generated**

Though located outside South Bend's city limits, the University does generate revenue for the city as a neighbor and an owner of property in South Bend, illustrated as follows:

- The city receives **property tax revenue** from University-owned property in South Bend.
- The University pays for **services rendered by the city**, such as emergency medical and sewage treatment services.

**Property Taxes.** In fiscal year 2002, the University owned 34 residential properties and nine nonresidential<sup>4</sup> properties in the city of South Bend. Seven of the nonresidential properties were properties scheduled for demolition as part of preparing for the development of a University Village Urban Revitalization project. Residential properties create a demand for city services, whereas non-residential properties generate revenue for the city but create little demand for city services. On the nonresidential properties, the University paid approximately \$178,000 in property taxes in fiscal year 2002 on land owned within the city of South Bend. Of the \$178,000, approximately \$36,000 was distributed to the city's general fund.

**Charges for City Services.** The University pays the city of South Bend Departments directly for the use of their services.

*Emergency Medical Service:* In 2002, the University paid a fixed fee of approximately \$8,900 to the city of South Bend for emergency medical service (EMS). In addition, the South Bend Fire Department charges each user \$360 for EMS services. According to the University Fire Department, the University reimburses the South Bend Fire Department for any charges that are not paid by the users. In 2002, the South Bend Fire Department reported 132 calls for emergency medical service, resulting in user fees of approximately \$45,000 for University-generated calls.

*Sewage Treatment Service:* The University paid approximately \$646,000 for sewer treatment services rendered by the city of South Bend in fiscal year 2002. Of that amount, approximately \$84,000 was directed to the city's general fund.

### **Non-General Fund Revenues Generated**

The city of South Bend also receives non-general fund monies generated directly from the University and through University-related activities. This includes the non-general fund portion

---

<sup>2</sup> BAE assumed two part-time workers are the equivalent of one full-time employee.

<sup>3</sup> Service population is defined as the resident population plus one-half of total employment. This accounts for the theoretically lower demand for local services from workers compared to residents.

<sup>4</sup> This includes vacant residential properties scheduled for demolition.

of the University’s sewer payments, approximately \$562,000 in 2002. The city also received county optional income tax and intergovernmental transfers for community development activities (discussed later in this section).

**General Fund City Expenditures**

The University serves the majority of its municipal needs. However, the South Bend Police and Fire Departments provide supplemental service to the campus during home football games and in the event of structural fires on campus.

**Police Department.** The University operates Notre Dame Security Police (NDSP), a full-time security/police department with 26 sworn officers, ten staff support employees, and 35 uniform security employees. The University expended approximately \$4,326,000 on the NDSP Department in fiscal year 2002.

NDSP handles most on-campus security activities/occurrences with the exception of homicides. (There has not been a homicide on-campus in over 30 years.) NDSP has a mutual aid agreement with St. Joseph County and responds to auto accidents off-campus. In 2002, the Notre Dame Security Police investigated 12 personal-injury crashes and 135 property-damage accidents. The vast majority of these accidents occurred on county- or city-maintained roads.

The South Bend Police Department provides additional security during on-campus sporting events. The University reimburses the department for the full costs of those services. In addition to security, the department manages traffic around campus on the day of home football games. These costs are not reimbursed and represent a net cost to the department. The South Bend Police Department documented the total staff hours providing traffic control for Notre Dame home football games. In fiscal year 2002, the South Bend Police Department averaged 719 staff hours per game with an average traffic control game cost of \$13,600. Traffic control costs for the six Notre Dame home football games totaled \$81,600.

**Table I-12: South Bend Police Department Costs, Fiscal Year 2002**

<b>Traffic Management for Notre Dame Football Games</b>	<b>Cost</b>	<b>Staff Hours</b>
Costs By Game		
Purdue	\$13,887	711
Michigan	\$14,055	747
Stanford	\$14,149	752
Pittsburgh	\$13,712	729
Boston College	\$13,758	738
Rutgers	\$12,039	638
<b>Total South Bend Police Department Cost for Traffic Management at Notre Dame Football Games</b>	<b>\$81,600</b>	<b>4,315</b>

Sources: University of Notre Dame; 2002 budget, city of South Bend; South Bend Police Department; BAE, 2003.

**Fire Department.** The University operates a full-time fire department, Notre Dame Fire Department (NDFD), that responds to incidents on-campus. In addition, the NDFD responds to calls for service to Saint Mary's College and Holy Cross College that would otherwise be served by township fire districts. The NDFD is not reimbursed for those services. It is a 24-hour department with one captain (shift commander) and three firefighter/emergency medical technicians for each shift. The department is also staffed with 19 on-call firefighters who fill in for full-time firefighters and serve as additional manpower when major events and incidents occur. The department's total operating budget was approximately \$789,000 in 2002. The NDFD responded to approximately 1,000 incidents in the 2002 fiscal year, including 61 calls for service off-campus (out-of-district).

The South Bend Fire Department provides support to the University by responding to on-campus structural fires. In 2002, the South Bend Fire Department responded to three structural fires, averaging approximately 25 minutes on scene. The total South Bend Fire Department costs to respond to these structural fires was approximately \$500.

**General Government.** In South Bend, general government functions include the mayor's office, common council, Legal Department, city clerk, controller's department, and the Human Rights Commission. It is expected that as departments in the city of South Bend provide services directly to the University, general government expends resources to support those services.

The fiscal year 2002 general government overhead factor<sup>5</sup> for the city of South Bend equaled approximately 14 percent of non-general government expenditures. Applying this overhead factor of 14 percent to the increase in costs projected for the South Bend Police and Fire Departments, \$121,600, results in a general government expenditure estimated at \$16,800 in fiscal year 2002.

## **Impact on St. Joseph County**

### **General Fund Revenues Generated**

The University generates revenue for the county as an employer and an owner of property, illustrated as follows:

- The county receives **property tax revenue** from University-owned property.
- The county receives a distribution of **auto excise tax revenue** from the state of Indiana based on the county population, which includes University residents.
- University faculty and staff contribute a significant portion of the **county optional income tax (COIT)**.

**Property Taxes.** In 2002, the University owned 24 residential properties and six vacant or nonresidential properties in St. Joseph County. Of the 30 properties, six were vacant and scheduled for demolition. These properties demanded little, if any, county services. On the nonresidential properties<sup>6</sup>, the University paid approximately \$178,000 in property taxes in fiscal year 2002. Of that, \$110,000 in property taxes was paid on land owned within the city of South Bend and \$68,000 in property taxes was paid on land owned in the unincorporated area of St.

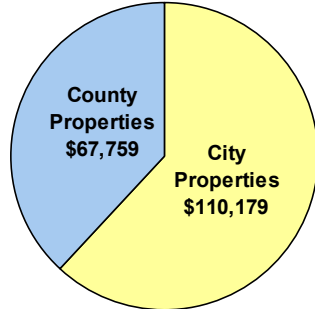
---

<sup>5</sup> The overhead factor is calculated by first determining the current city expenditures for general government functions and then dividing by the total expenditures for non-general government functions.

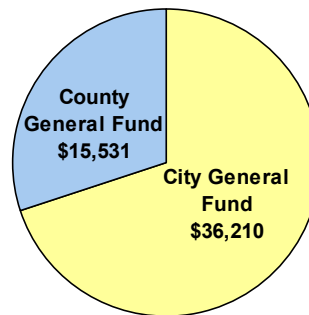
<sup>6</sup> These are properties that are either vacant or commercial.

Joseph County. Approximately \$15,500 of the \$178,000 in collected property taxes was distributed to the county's general fund.

### 2002 University Property Tax Payments



### Property Tax Distributed to General Funds



**County Income Taxes.** St. Joseph County currently imposes a county optional income tax on employees working within the county. According to University payroll records, University faculty and staff generated approximately \$1.6 million in St. Joseph County income taxes in 2002. The majority of University workers live in St. Joseph County and therefore, the majority of the University-generated COIT goes to the county.<sup>7</sup> The University estimates out-of-state residents paid approximately \$138,000 in county income tax in fiscal year 2002.

Out-of-state residents do not create demand for city and county services to the same extent as local residents, resulting in a net surplus to the county. The county received 37 percent or approximately \$52,000 of the COIT collected from out-of-state residents. The city of South Bend received 33 percent or approximately \$48,000 in fiscal year 2002. While the county places its COIT into its general fund, the city of South Bend places its COIT monies into capital improvement activities that are not part of the general fund.

### Non-General Fund Revenues Generated

The University also generates non-general fund revenues that are directed to specific city and county activities.

**Highway Road and Street Fund.** The county receives revenue for road, streets, and highway maintenance and improvements from the state based on the county population and the road mileage maintained by the county. In 2002, St. Joseph County received approximately \$7.9 million through the Highway Road and Street Fund. The state allocated 60 percent of this revenue according to the county population. The county received approximately \$17 per county resident in 2002. Applying this per-capita revenue to the University on-campus population, the University generated approximately \$120,200 in road and street funds to the county. These funds are directed to specific roadway improvements and maintenance projects.

**Innkeepers Tax.** As a major attraction and employer in St. Joseph County, the University creates demand for overnight stays in South Bend and St. Joseph County. In fiscal year 2002, the University generated approximately 410,000 overnight stays. Persons lodging within St. Joseph

<sup>7</sup> Residents of St. Joseph County would generate demand for services and community facilities within the county that is funded by collection of the county optional income tax (COIT).

County pay a six percent innkeepers tax, which is distributed to the city and county. The University paid directly, through its on-campus hotel operations, approximately \$107,000 in innkeepers tax in fiscal year 2002, mostly from overnight stays at the Morris Inn.

In addition, University-related overnight stays generated another \$1.7 million in innkeepers tax in 2002 at local area hotels and motels. Overall, University-related activities generated approximately \$1.8 million in total innkeepers taxes within St. Joseph County.

**Community Development Funds.** The county and the city of South Bend form a U.S. Department of Housing and Urban Development (HUD)-recognized consortium that receives HOME funds according to the size of the population. In 2002, HUD distributed \$1.12 million in HOME monies to provide housing and community development assistance in South Bend and the greater St. Joseph County region. By subtracting the city of South Bend's administrative costs of \$35,000, BAE calculated the net community development benefit to South Bend and St. Joseph County residents in 2002. The average net HOME distribution is approximately four dollars per St. Joseph County resident. BAE applied this factor to the on-campus population to find that the University population contributed to approximately \$27,600 in HOME distributions in fiscal year 2002.

### **General Fund County Expenditures**

The University operates its own health center, police department, fire department, and recreation facilities. As a result, the University population is less prone to access family welfare services, health services, or juvenile protection services. However, the county does provide court and justice services, county election services, county engineering services, and general government to on-campus residents.

**Court and Justice Services.** The county funds the court and justice system, which includes the county jail, the county prosecutor, county courts, probation, and the public defenders office. Typically, the Notre Dame Security Police Department manages on-campus incidents and does not require county assistance. In fiscal year 2002, the NDSP estimated they processed approximately 50 offenders through the county jail.<sup>8</sup>

The county court administrator indicated on-campus students are often processed through the courts and justice system for misdemeanor traffic offenses or underage drinking. The county administrator also stated the University does not have the same prevalence of major offenses (felonies, homicides, aggravated assault, etc.) as the greater county population. Such cases require significantly more court and justice resources.

In absence of a precise count of on-campus related incidents requiring county court or justice intervention, BAE applied a discounted per service population costs. As shown in Table I-13, BAE divided the total county court and justice system costs by St. Joseph County's service population.<sup>9</sup> The result is an average cost of \$44 per service population unit. BAE then applied the University of Notre Dame's estimated service population (8,978) and a discount factor of 0.2. The discount factor assumes that University employees and residents access the county court and

---

<sup>8</sup> The county court administrator's office could not estimate precisely the number of cases and, therefore, provided a rough estimate of University-related incidents.

<sup>9</sup> Service population is defined as the county resident population plus one-half the estimated employment.

justice system 80 percent less than the St. Joseph County population overall.<sup>10</sup> Accordingly, the University generated approximately \$78,400 in court and justice service costs in fiscal year 2002.

**Table I-13: St. Joseph County Court and Justice Services Expenditures,  
Fiscal Year 2002**

<b>Court and Justice Services</b>	<b>Amount</b>
County jail	\$ 6,225,926
Prosecutor	\$ 2,553,624
Circuit court	\$ 337,982
Superior court	\$ 1,212,024
Adult probation	\$ 1,102,659
Juvenile and probate court	\$ 1,656,019
County jail maintenance	\$ 1,077,276
Public defenders office	\$ 721,437
Juvenile justice center	n/a
Domestic relations	\$ 344,914
<i>Total Court and Justice Costs</i>	\$ 15,231,861
<i>Costs Per Service Population (b)</i>	\$ 43.66
On-campus service population	8,978
Notre Dame discount factor (c)	0.20
<b>Total St. Joseph Court and Justice Services Costs for On-Campus Residents</b>	<b>\$ 78,400</b>

Note:

- (a) The University does not generate service demand for the Juvenile Justice Center.
- (b) The service population includes St. Joseph residents and staff.
- (c) Based on conversations with the county court administration, the county prosecutor's office, the jail, and the University of Notre Dame Security Police. The service population includes Notre Dame residents and staff.

Sources: University of Notre Dame; 2002 budget, St. Joseph County; Respective county departments; BAE, 2003.

**County Engineering.** According to the county controller's office, there are approximately 4.2 lane-miles primarily used for University-related activity, including:

- Angela Boulevard,
- Juniper Road between Douglas Road and Angela Boulevard,
- Ivy Road between Edison Road and Douglas Road,
- Douglas Road between US 933 to Ivy Road, and
- Edison Road between Juniper Road and Ivy Road.

At an estimated cost of \$430 per lane-mile<sup>11</sup>, University-related roads required approximately \$1,800 in county expenditures for road maintenance and improvement. This estimate may

<sup>10</sup> St. Joseph County Court Administrator, July 2003.



overstate county costs because the University maintains Juniper Road and helps to plow some roads adjacent to campus.

**County Elections.** The county is responsible for holding elections and maintaining a database of registered voters in St. Joseph County. Voter registration indicated that only a small portion of students register locally as most vote absentee to their permanent place of residence. BAE applied a discount factor of 0.1 to the on-campus population of 7,597 to estimate county election costs associated with on-campus residents. At a cost per capita<sup>12</sup> of \$3.39, University residents generated approximately \$2,600 in costs in 2003.

**General Government.** St. Joseph County general government functions include county council, county clerk, county treasurer, county recorder, county assessor, and county commissioners. It is assumed that general government costs are directly correlated to other county department costs which provide direct service to University residents. The fiscal year 2002 general government overhead factor<sup>13</sup> for St. Joseph County equaled approximately 56 percent of non-general government expenditures. Applying this overhead factor of 56 percent to the increase in costs projected for the county departments (\$90,000) results in a general government expenditure estimated at \$50,000 in fiscal year 2002.

---

<sup>11</sup> In 2002, St. Joseph County maintained 1,186 lane miles with a budget of \$509,941, averaging \$430 per lane-mile. Sources: University of Notre Dame; 2002 budget, St. Joseph County.

<sup>12</sup> Election costs are calculated by first adding election board funding (\$651,539) to voter registration funding (\$254,170). The total (\$905,709) is then divided by the county population (267,170), resulting in a per capita charge of \$3.39 for election services.

<sup>13</sup> The overhead factor is calculated by first determining the current county expenditures for general government functions and then dividing by the total expenditures for non-general government functions.

## Fiscal Impact Summary

**Table I-14: Net Fiscal Impact to the City and County, Fiscal Year 2002**

	<u>City of South Bend</u>	<u>St. Joseph County</u>	
<b>General Fund Revenues</b>			
Total general fund revenue attributable to the University of Notre Dame (a)	\$ 176,200	\$ 85,300	
Total general fund expenditures attributable to the University of Notre Dame (a)	\$ 138,400	\$ 128,300	
<b>Net Fiscal Impact</b>	<b>\$ 37,800</b>	<b>(\$ 43,000)</b>	
	<u>City of South Bend</u>	<u>St. Joseph County</u>	<u>Use of Funds</u>
<b>Non-General Fund Revenues</b>			
<b>Capital Revenue Sources</b>			
County income tax	\$ 0	(b)	Capital facilities
County income tax from out of state	\$ 0	(b)	Capital facilities
<b>Innkeeper Tax Revenue</b>			
Directly from on-campus overnight stays	n/a	\$ 107,385	Tourism
Campus related overnight stays	(c)	\$ 1,870,450	Tourism
<b>Gas Tax and Auto Excise Tax</b>			
Highway, road and streets fund	n/a	\$ 0	Road maintenance & improvement
<b>Sewer Funds</b>			
Sewer funds (d)	\$ 646,000	n/a	Sewer
<b>Home Funds</b>			
	n/a	\$ 0	Community development
<b>Total Other Sources</b>	<b>\$ 646,000</b>	<b>\$ 1,977,835</b>	

Notes:

(a) Costs attributable to on-campus students and staff.

(b) County optional income tax is directed to the county's general fund.

(c) A significant portion of innkeepers tax revenues pays for tourism development activities within the city of South Bend, but are distributed by the countywide hotel-motel tax board.

(d) The sewer fund payments are net of taxes transferred to the city's general fund

Sources: University of Notre Dame, 2003; 2002 budget, city of South Bend; 2002 budget, St. Joseph County, 2003; Respective city and county departments, 2003; BAE, 2003.

## University Services Provided to the City of South Bend and St. Joseph County

University departments provide a multitude of services and facilities that are available to the general public, such as investigating injury and non-injury accidents off-campus, responding to calls for fire service as part of mutual agreements, assisting in the improvement of the Northeast Neighborhood in South Bend, and maintaining a county road. The University also allows public access to its parks and libraries. While not all of the public benefits offered to South Bend and St.

Joseph County are quantifiable, many University services have real expenditures associated with their public benefit. The following briefly describes those quantifiable University services available to the greater St. Joseph County community.

**Snow and Ice Removal along Juniper Road.** The University maintains Juniper Road, a county road that runs through campus. The University spent approximately \$380,000 towards road maintenance and snow removal for the 2002 fiscal year, including approximately 15 percent for the removal of snow and ice along Juniper Road. University expenditures on maintaining Juniper Road totaled \$57,000 in fiscal year 2002.

**Northeast Neighborhood Improvements.** The University has been an active participant in the improvement of the Northeast Neighborhood, a South Bend community that stands directly south of the University. The University funded a \$165,000 Tax Increment Financing (TIF) district study to enable the neighborhood's designation as a redevelopment area and a \$250,000 traffic study to evaluate adjustments to the roads bordering the University. These studies will be used to begin redevelopment and rehabilitation efforts within the neighborhood. In addition to these studies, the University has been an active participant in improving neighborhood conditions as a landowner and developer.

**Police and Fire Department Mutual Aid.** The Notre Dame Security Police Department and the Notre Dame Fire Department respond to calls for service off-campus. In the case of the NDSP, incidents handled are primarily University-related (e.g., lost or stolen property of Notre Dame students/faculty/staff off-campus). Off-campus dispatches represented less than one percent of the total dispatches in fiscal year 2002. In addition, the NDSP responds to and investigates injury and noninjury property-damage auto accidents on county and city roads. In fiscal year 2002, the NDSP investigated 147 injury and noninjury auto accidents. Based on the NDSP's budget, the auto accident investigation costs totaled approximately \$9,000 in fiscal year 2002.

The Notre Dame Fire Department also responds to calls for service outside the campus, primarily in the unincorporated area of St. Joseph County. As discussed earlier, the NDFD responds to calls for service from Saint Mary's College and Holy Cross College, which would normally be served by township fire districts. The University is not reimbursed for this service. Based on the fire department's annual budget, the off-campus responses cost the University approximately \$48,000 in fiscal year 2002.

**Health Research and Services.** The University performed a countywide health assessment at an estimated cost of \$10,000 that has been a useful assessment tool for the St. Joseph County Health Department. The University also sponsors a five-week national youth sports program (NYSP), valued at more than \$25,000, where 485 school-aged children, ages ten to 16, receive free physicals, dental care, and follow-up when health problems are identified. The University receives approximately \$64,000 from the NCAA, and spends between \$30,000 and \$40,000 of University funds, contributing \$340,000 of in-kind services for the camp program.

**Total University Services.** Of those University services that have quantifiable public benefit, Notre Dame expended approximately \$445,000 in services for the city of South Bend and \$124,000 in services for St. Joseph County. In addition to those quantifiable services, the University allows public access to the University library system and its University-maintained parks and open space.

**Table I-15: University Services Provided to St. Joseph County and South Bend Residents, Fiscal Year 2002**

	<u>City of South Bend</u>	<u>St. Joseph County</u>
<b>Road Maintenance</b>		
Juniper Road (snow and ice removal) (a)	n/a	\$ 57,200
<b>Notre Dame Security Police</b>		
Crash investigations (b)	n/a	\$ 9,100
<b>Notre Dame Fire Department</b>		
Out-of-district calls for service (c)		\$ 47,900
<b>Northeast Neighborhood Development Services</b>		
Northeast Neighborhood TIF district study	\$165,000	n/a
Traffic study	\$250,000	n/a
<b>Health</b>		
Countywide health assessment		\$ 10,000
National youth sports program	\$ 30,000	
<b>Total Services Provided</b>	<b>\$445,000</b>	<b>\$124,200</b>

Notes:

(a) The University maintains Juniper Road, which accounts for approximately 15 percent of the University's road maintenance and snow removal costs.

(b) NDSP investigated approximately 147 injury and noninjury auto accidents in fiscal year 2002. This represented approximately two percent of their total workload.

(c) The NDFD responded to 61 calls for service out of district, primarily in the unincorporated area of the county. This represents approximately six percent of the fire department's total budget.

Sources: Respective University Departments, University of Notre Dame; St. Joseph County Health Department; BAE, 2003.

## **II. Economic Development Initiatives**

### *A. Human Capital*

Notre Dame is a significant source of human capital for area businesses. The office of University Relations has identified 4,097 Notre Dame graduates living and working in St. Joseph County, with 2,269 in the city of South Bend. Many of the region's business leaders and other professionals have trained at Notre Dame.

The University and the local business and nonprofit community often share the talents of households drawn to St. Joseph County by Notre Dame. Faculty spouses work in organizations throughout the region, providing a talent pool that might not otherwise be available to local businesses. Conversely, the University provides spousal employment for many employees recruited to area businesses. In these days of two-earner households, employee recruitment is often complicated. The job opportunities offered at Notre Dame can make the difference in attracting a key employee whose spouse does not want to sidetrack his or her career.

Notre Dame's own employees benefit from access to educational resources. Through the South Bend Community School Corporation, the University provides English as a second language (ESL) training for many of its employees. The office of Human Resources' professional development and learning program offers a wide variety of classes, lectures, and conferences for the personal and professional growth of Notre Dame employees.

One of the attractive benefits of Notre Dame employment is the educational benefit available to all employees. Full-time staff, faculty, postdoctoral research associates, retired faculty, retired staff and their spouses are eligible to take one three-hour Notre Dame undergraduate course at 90-percent tuition remission or a three-hour graduate course at no cost each semester and summer session. They are also eligible to attend other local/regional higher education institutions to further their undergraduate degree or to pursue certification. In the 2001-2002 academic year, faculty and staff took advantage of this benefit totaling approximately \$564,000 in tuition remission.

The children of faculty and staff with three or more years of full-time service are eligible for a tuition benefit for an undergraduate education at the University of Notre Dame or Saint Mary's College. The children of faculty and staff with ten or more years of full-time service are eligible for a tuition benefit at an accredited four-year institution equivalent to one-third the cost of tuition at Notre Dame. In 2001-2002, over 180 children used the tuition benefit, in excess of \$1 million, to attend other academic institutions while over 300 used the home university benefit for a total of \$5.6 million in tuition remission.

Notre Dame provided \$8.5 million in financial aid to St. Joseph County residents who attended the University in 2002-2003, including \$6.1 million in aid to South Bend residents. Of the county total, \$5.75 million or 68 percent was in departmental graduate scholarships. Another \$1.9 million or 22 percent was in grants to Notre Dame faculty/staff and their children and spouses.

## B. University Research

As Notre Dame has increased its focus on research as an integral part of its teaching mission, it has increased the volume of research dollars brought into the regional economy. Over the last five years, research awards have increased from \$30.2 million in fiscal year 1998 to \$53.2 million in fiscal year 2002. While full-time faculty has also increased in number, the research grants represent a major increase in funding per faculty member from \$42,919 to \$69,785.

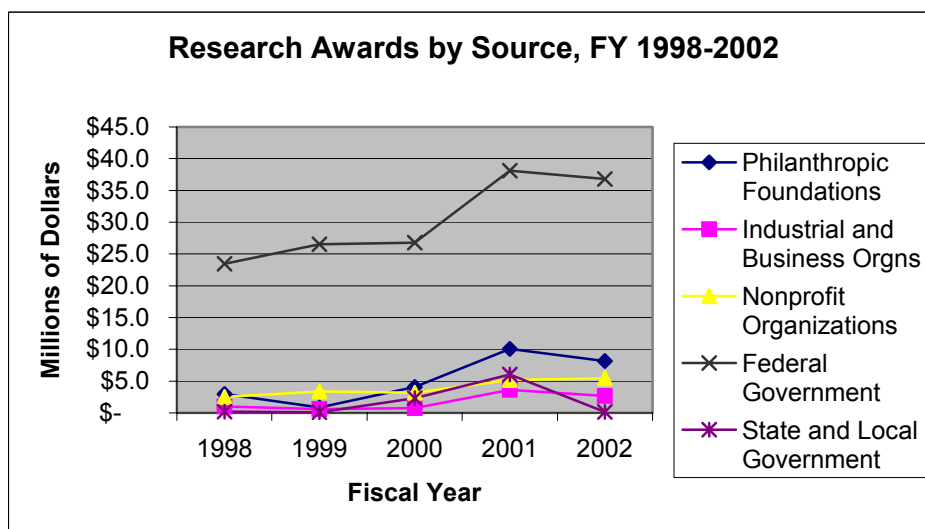
**Table II-1: Research Awards Received, University of Notre Dame, Fiscal Years 1998-2002**

	1998	1999	2000	2001	2002
Total research awards (in thousands)	\$ 30,172	\$ 31,500	\$ 37,039	\$ 63,072	\$ 53,246
Full-time instructional faculty	703	706	729	738	763
Research awards per full-time faculty member	\$ 42,919	\$ 44,618	\$ 50,808	\$ 85,463	\$ 69,785

Source: Institutional Research, University of Notre Dame; BAE, 2003.

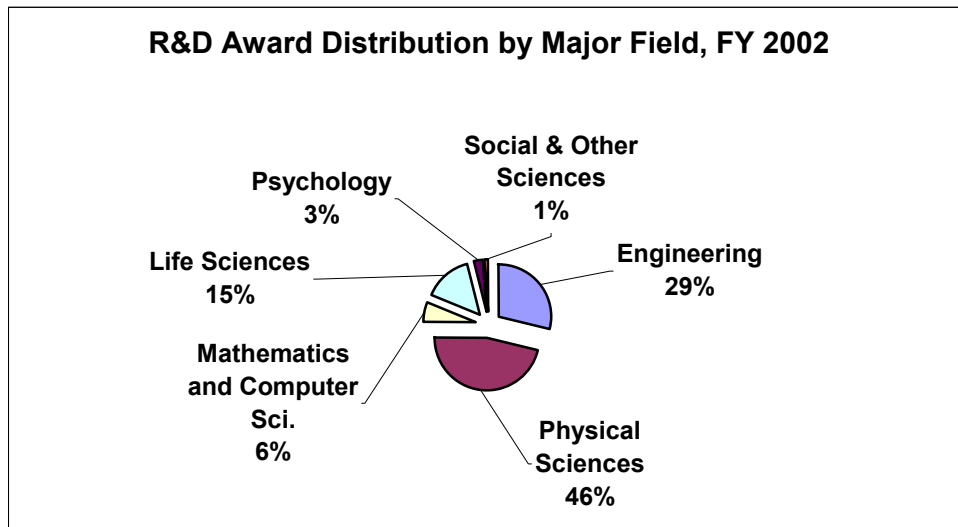
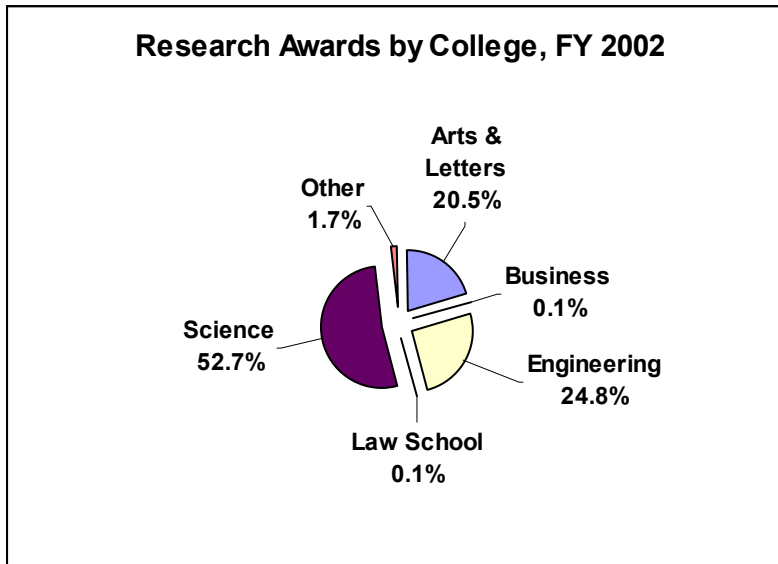
### Research Awards by Funding Source

Notre Dame has been quite successful in boosting its research awards from both the federal government and philanthropic foundations. Both of these sources bring new dollars into the Michiana and state economies, money that would not be available to local businesses if Notre Dame researchers did not compete for these funds. Federal government funding has grown from \$23.5 million in fiscal year 1998 to \$36.8 million in fiscal year 2002. During the same period, philanthropic foundation funding almost tripled from \$3.0 to \$8.2 million.



## Research Awards by University Organization

Illustrated in Table II-2, the University's outside research awards have been largely concentrated in the Colleges of Science, Engineering, and Arts and Letters. Each of these three colleges has shown significant growth in awards over the last five years. In fiscal year 2002, physical sciences represented 46 percent of research awards, engineering disciplines were 29 percent of total awards, and life sciences constituted 15 percent of the whole.





---

**Table II-2: Research Awards Received by University Organization, Fiscal Years 1998-2002**

---

<b>University Organization</b>	<b>1998</b>	<b>1999</b>	<b>2000</b>	<b>2001</b>	<b>2002</b>	<b>Total</b>
	(In Thousands)					
Arts and Letters	\$ 3,586	\$ 2,316	\$ 2,509	\$ 13,717	\$ 10,916	\$ 33,044
Architecture	60	-	-	-	-	60
Business	-	27	-	-	71	98
Engineering	8,383	6,979	12,370	16,983	13,223	57,938
Law School	150	-	-	1,019	60	1,229
Science	13,104	17,017	16,201	30,583	28,056	104,961
General Counsel	6	-	-	-	-	6
Graduate School	194	266	158	-	-	618
Institutes and Centers	474	60	1,179	-	-	1,713
OSIPA	-	-	206	-	-	206
Office of Information Technologies	-	261	-	-	-	261
Office of the Provost	-	35	473	-	-	508
Other	-	-	-	770	920	1,690
Radiation Laboratory	4,209	4,539	3,943	-	-	12,691
University Libraries	5	-	-	-	-	5
<b>Total Research Awards</b>	<b>\$ 30,172</b>	<b>\$ 31,500</b>	<b>\$ 37,039</b>	<b>\$ 63,072</b>	<b>\$ 53,246</b>	<b>\$215,028</b>

---

Source: Institutional Research, University of Notre Dame; BAE, 2003.

### ***C. Business Development***

Notre Dame's presence in St. Joseph County is a critical element in the region's economy. The University's expenditures and those of its faculty, staff, students, and visitors power the economic engines, supporting the full range of businesses and organizations throughout the region.

However, Notre Dame is more than just a passive consumer of local services. The University's contributions to the local economy include support for local entrepreneurs and partnerships with local businesses.

Notre Dame's direct relationships support several local businesses. Local companies producing licensed merchandise for sale to the general public include:

- Claeys Candy, Inc.;
- Cookies by Design;
- Just Bearly Arts and Cards, Inc.;
- The South Bend Chocolate Company, Inc.;
- AP Image Team, Inc.;
- Martin's Super Markets; and
- St. Clair Apparel.

An additional 14 St. Joseph County entities manufacture licensed products for use by campus departments, such as shirts, notepads, or mugs. Sale of Notre Dame-branded merchandise amounted to roughly \$25 million in St. Joseph County in fiscal year 2002, including sales by the University's bookstore.

#### **Spin-Off Businesses**

By attracting talented people to Michiana and training local residents, Notre Dame has helped to build the local economy through business spin-offs. At least four St. Joseph County companies trace their roots back to Notre Dame.

Omicron Biochemicals, Inc., established by Anthony S. Serriani, a Notre Dame chemistry and biochemistry professor, manufactures specialty stable isotopes for biomedical research. The company specializes in synthesis of labeled carbohydrates, nucleosides, and their derivatives as well as other customized compounds. The firm has annual revenues between \$0.5 and \$1.0 million and seven employees.

Founded in 1985 by Irwin Press, Ph.D., and Rodney F. Ganey, Ph.D., Press Ganey is now the nation's largest independent vendor focused on measuring health care service satisfaction and improvement. Headquartered in downtown South Bend, the company processes seven million completed surveys annually and serves approximately 6,000 health care facilities nationally and internationally. Dr. Press was a professor of medical anthropology, and Dr. Ganey was director of the Notre Dame Social Science Data Center.

One of South Bend's most prominent employers, Crowe Chizek was founded in 1942 by two Notre Dame professors. Now the nation's eighth largest public accounting and consulting firm, Crowe Chizek provides business solutions in the areas of assurance, consulting, risk management, tax and technology. The firm has since expanded with offices elsewhere in Indiana and in Illinois, Kentucky, Ohio, Michigan, Florida, Tennessee, and Alabama. Currently, the firm has annual

revenues in excess of \$200 million and a total of 1,600 employees, 400 of whom are based in South Bend.

The Troyer Group, founded in 1971 by Notre Dame graduate LeRoy S. Troyer, is a major Mishawaka architecture and engineering firm. The company provides architectural, master planning, civil engineering, landscape architectural, interior design, mechanical engineering, and electrical engineering services to mission-driven institutions and public sector entities.

### **Local Businesses and Entrepreneurship**

Founded in 1998, the Gigot Center for Entrepreneurial Studies in the Mendoza College of Business is dedicated to providing Notre Dame students with skills that will enable them to convert ideas into market possibilities within the contexts of both individual and corporate entrepreneurship. The center's core courses provide a comprehensive overview of entrepreneurship challenges, tools, and skills put into action through each student's development of a business plan. Several of those business plans have resulted in local businesses, such as StudeBagels, Lula's, and a scrapbooking company.

Beyond serving business students, the center seeks also to serve students across the University and to support low-income, minority, and start-up ventures in emerging economies. A venture capital fund associated with the center invests in selected start-up projects. The center's invention conventions bring prospective entrepreneurs together with investors to allow them to "pitch their ideas" and seek start-up capital.

In collaboration with the Center for Social Concerns, the Gigot Center staffs a business incubator in the Robinson Community Learning Center, working with local residents who are starting new businesses. That effort to work with the economically disenfranchised is now expanding to other locations as well. MBA students teach courses and help to "train the trainers" to encourage dissemination of business development skills even after Notre Dame is no longer involved. The center also supports roughly 300 family businesses in cooperation with the South Bend Small Business Development Center with business planning, succession issues, and other management questions.

Business students often work with local businesses, putting their academic studies into practice.

- Each year, Project Future, an economic development organization for South Bend, Mishawaka, and St. Joseph County, connects the Mendoza College of Business professors with 60 to 70 local businesses that have needs suitable for a class project. Recent class projects have included planning for a national roll-out of a successful local business, preparing a marketing plan for a manufacturer, business planning for a start-up chocolate company, cross-promotion tie-ins for the Studebaker Museum and the College Football Hall of Fame, and developing a work-out program for a nearly bankrupt company. Among recent class projects were consultations to Aquatek Water Treatment, Kiosk Konnection, Premier Travel, Ma-Z's Pizza, Progeny Software, Schuster Mechanical, Inc., and Reliable Metalcraft Corp.
- SCORE, the Service Corps of Retired Executives, provides mentors who work with the students and the businesses to assure follow-through.
- Local companies are given access to Executive MBA program students, a group of talented business people with at least five years of business experience, often with engineering and legal backgrounds.

## **Technology Transfer**

Notre Dame has emphasized teaching in its 161-year history. During the last decade, however, the University has broadened its focus to include graduate-level research. Over the past five years, research expenditures have almost doubled from \$24 million in fiscal year 1997 to \$45 million in fiscal year 2002. The University's strategic planning calls for an additional doubling to \$100 million in research funding by 2010.

With that increased research comes new opportunities for technology transfer from the University laboratories to local businesses, such as micro fuel cells, medical diagnostics, and pollution prevention processes. Notre Dame now receives roughly \$300,000 per year in licensing its patented research innovations and technologies – a four-fold increase in five years.

## **Technical Assistance to Indiana Businesses**

As Notre Dame expands its research programs, its professors are becoming increasingly involved with Indiana businesses in need of technical assistance with advanced technologies.

Honeywell International's Aircraft Landing Systems Division has a five-year research alliance with the Center for Molecularly Engineered Materials focused on development of specialized carbon composites to enhance Honeywell aircraft brake systems. The center is dedicated to the molecular-level design, synthesis, characterization, and development of advanced materials. Honeywell is funding \$1.5 million for five graduate students for five years, and a Honeywell employee has joined the Notre Dame faculty. Currently, the center and Honeywell are advancing grant proposals to support additional research.

Indiana's 21st Century Research and Technology Fund was created to help diversify the state's economy by developing and commercializing advanced technologies. Since the fund's establishment in 1999, Notre Dame professors have been awarded nine grants to pursue technology development in collaborations with Indiana businesses and public universities. Partners with the University include:

- Zimmer, Inc.: combustion synthesis of orthopedic implant materials;
- Zimmer, Inc., Purdue University, and Indiana University: advanced spinal surgery concepts and minimally invasive orthopedic implants;
- CTS Corporation: combinatorial synthesis of microwave ceramics for the auto and electronics industries;
- Eli Lilly and Company: environmentally benign solvents for pharmaceutical processing;
- Bayer's Serim Research Corporation: microfluidics-based blood monitoring system for diabetes diagnostics;
- Purdue University, Dow Agrosiences, and Elanco: establishment of the Indiana Center for Insect Genomics;
- Reilly Industries, Inc.: pyridinium-based ionic liquids, new nonvolatile solvents for industrial applications; and
- Indiana University Bloomington: spintronics research with significant potential for commercial optoelectronics development.

## **Future Opportunities**

Research efforts in the School of Engineering and the School of Science offer particular opportunities for future collaborations and technology transfer:

- miniaturized medical diagnostic microfluidics combining chemical engineering, biology, and microelectronics;
- micro fuel cells sized for cell phones being adapted for commercial applications;
- wireless communications;
- nanotechnologies;
- magneto-rheology – construction techniques to dampen wind vibrations and provide greater stability in earthquake-prone zones;
- vector biology of diseases transmitted by airborne insects;
- transgenic insects; and
- pharmaceutical clinical trials.

The University has joined with the St. Joseph County Chamber of Commerce to pursue technology development. The first initiative involves a series on technology leadership to build fluency among the area's business leaders with respect to technology issues. Three to four speakers will address the group on technology-related business opportunities.

Joint efforts are underway with Project Future to study the feasibility and plan for extension of broadband telecommunications fiber optics into and throughout the South Bend region. The goal is to provide better and more effective, higher performance access to Chicago telecommunications centers. Access to broadband fiber optics is an increasingly important factor in the location of technology-based industry and for the future of industry that requires high-speed telecommunications links with suppliers and customers. Tapping the larger competitive networks in Chicago will provide higher-speed service at a lower cost. The University's participation is likely to be critical in attracting private investment in building the regional network. The University is budgeting \$300,000 per year toward this effort.

In conjunction with Four-Way Communications and Shearer Communications, the University's Canopy Project is building a point-to-point wireless system to provide broadband access to the University's computer system for faculty and students living in nearby areas. Eventually, that system is likely to be expanded by the University's private-sector partners to provide commercial services for other members of the community.

Also under consideration is the development of a certified technology park to attract technology-based businesses to St. Joseph County. The state of Indiana is providing financing incentives and matching funds for the creation of certified technology parks. The program requires significant support from an institution of higher education as well as a firm commitment from at least one business primarily engaged in a high-technology activity creating a significant number of jobs. The University is cooperating with Project Future in exploring opportunities for creating such a facility.

### **Media Exposure**

Notre Dame's most obvious contribution is the media attention focused on South Bend and Indiana as a result of the University's presence. Notre Dame faculty members are quoted on the full range of current events some 250 times annually by the 15 national news organizations that are the largest and/or most influential with regard to higher education. They also make some 50 additional institutional references to Notre Dame annually. Those media outlets are:

- *New York Times*
- *Washington Post*

- *Wall Street Journal*
- *USA Today*
- *Los Angeles Times*
- *Boston Globe*
- *Chicago Tribune*
- *Chronicle of Higher Education*
- *National Public Radio*
- *Lehrer NewsHour*
- *ABC News*
- *CBS News*
- *CNN*
- *Fox News*
- *NBC News*

Though almost impossible to quantify, the resulting publicity and name recognition help to keep South Bend's name in front of business prospects across the nation, publicity no city could ever afford to fund on its own. The combined circulation of the print media listed above is 8.75 million readers.

Notre Dame athletics attract national coverage for football, men's basketball, and women's basketball. In addition, Notre Dame has about 1.5 million hits per month on the University home page of the World Wide Web, at [www.nd.edu](http://www.nd.edu).

Mass at the Basilica of the Sacred Heart is broadcast nationally on the Hallmark channel to an estimated audience of 175,000 people. Notre Dame is often visited by dignitaries and public figures, such as President George W. Bush, Nobel laureate and retired Anglican archbishop Desmond Tutu, CBS newsman Mike Wallace and author Frank McCourt.

### **III. Community Service Contributions**

### *Community Service*

As one of the nation's leading Catholic institutions, Notre Dame defines community service as central to its mission. Community service is greatly encouraged and rewarded throughout the institution.

The University and its faculty, staff, and students are involved in a variety of the region's nonprofit and charitable organizations. The officers of the University have been personally involved in several institutions, helping to establish and grow those organizations. In a few instances, the University has made a significant financial investment; more often, Notre Dame's involvement has focused on building capacity within the organization.

Focusing on those individuals who live in St. Joseph County due exclusively to the location of the University, Notre Dame students, faculty, and staff volunteer an estimated 455,000 hours annually. Following are descriptions of some of those activities.

**Table III-1: Annual Hours of Volunteer Service by Notre Dame Students, Faculty, and Staff, 2002-2003**

	<b>Undergraduate Students</b>	<b>Graduate Students</b>	<b>Faculty/ Staff</b>	<b>Total</b>
<b>Number Who Would Not Otherwise Live in the County</b>	7,031	2,498	2,001	11,530
<b>Average Volunteer Hours</b>				
South Bend public schools	5.17	2.85	3.02	
South Bend Center for the Homeless	2.70	2.20	1.70	
Robinson Community Learning Center	4.26	1.19	1.05	
Logan Center	1.99	0.40	0.27	
Rebuilding Together	1.79	0.38	0.74	
Other area organizations	23.73	30.69	34.40	
<b>Average Total Volunteer Hours</b>			52.36	
<b>Total Annual Volunteer Hours</b>				
South Bend public schools	36,000	7,000	6,000	49,000
South Bend Center for the Homeless	19,000	5,000	3,000	27,000
Robinson Community Learning Center	30,000	3,000	2,000	35,000
Logan Center	14,000	1,000	1,000	16,000
Rebuilding Together	13,000	1,000	1,000	15,000
Other area organizations	167,000	77,000	69,000	313,000
<b>Total Annual Volunteer Hours</b>	<b>279,000</b>	<b>94,000</b>	<b>82,000</b>	<b>455,000</b>

Sources: Direct surveys of students, faculty, and staff; BAE, 2003.



## **Student Volunteers**

The extent of student volunteerism is extraordinary – fully 85 percent of Notre Dame undergraduate students volunteer during their Notre Dame careers. This reflects both the nature of the students recruited and the University's leadership and support for volunteerism. Acceptance to Notre Dame is based in part upon the student's extracurricular activities and leadership. Many of the students come to the campus with an already lengthy history of working with the homeless, other disadvantaged populations, and a wide variety of community groups.

The student survey summarized in Appendix A revealed that 79 percent of undergraduate students and 63 percent of graduate and professional school students volunteered an average of 39 hours last year. This translates into a total of 373,000 hours of volunteer assistance donated to local organizations.

**Center for Social Concerns.** The University's Center for Social Concerns exists to help match students with nonprofit organizations that need their help. Founded in 1983 with the merger of Volunteer Services and the Center for Experiential Learning, the center has a full-time staff of four who work with student organizations, residence halls, individual students and faculty to facilitate volunteer opportunities and collaborations between the University and nonprofit organizations throughout the region and the world. The center also provides partial funding for eight community-based learning coordinators based in individual agencies, as well as one with the Mendoza College of Business.

Transportation is provided for students working in the community at an annual cost of more than \$30,000. The summer service project involves students in the local, national, and international communities for eight to ten weeks, funded through a University scholarship. Roughly ten percent of Notre Dame students spend two to three years in postgraduate service programs such as the Peace Corps, the AmeriCorps, and the Alliance for Catholic Education.

**Work-Study Program.** Students eligible for federal work-study funding often use that stipend in working for the Center for the Homeless or other community-based organizations. A total of 137 Notre Dame students participated last year in roughly 30 agencies. Typically, the agency pays 25 percent of the person's salary. For tutors, the University pays the full cost. Last summer, about 20 students participated in the work-study program, including 14 based in South Bend agencies such as the Boys and Girls Club, the Robinson Community Learning Center or the Center for the Homeless.

**Community-Based Class Work.** About 50 faculty members each semester have service/experiential learning requirements in their classes that involve the students in service activities. For example, one chemistry class works in South Bend testing houses for lead-based paint as a real-world laboratory experience in conjunction with the city of South Bend and St. Joseph's Regional Medical Center. The University offers one-credit seminars each fall, winter and spring break that involve a one-week focus on a single topic of paramount interest such as poverty, racism, or ongoing conflict. The University Writing Program's first-year composition classes require that students in each section work at a community agency and then share their experiences through their writings.

Engineering projects in community service (EPICS) engages students in community service projects, such as building databases and writing software for the Center for the Homeless. Mendoza College of Business students in several classes work closely with an individual business to solve an operational, financial, or marketing problem.

**Student Organizations.** More than 300 student organizations operate on campus; more than half undertake projects supporting community nonprofits. Roughly 35 to 40 groups have a service or social action agenda including environmental action, Amnesty International and other local organizations. Each residence hall has a social concerns commissioner, who coordinates activities with the Center for Social Concerns. Each hall has community service initiatives, including Rebuilding Together (formerly Christmas in April), park cleanup, and raising funds for Dismas House, a program supporting former prisoners.

Examples of student organization support for the community include:

- Ms. Wizard Day Program Team, which organizes and conducts an annual one-day program for 150 South Bend fourth to sixth grade girls to encourage them to pursue higher education and participation in the sciences;
- St. Joseph's Chapin Street Health Center, where 90 students provide 5,400 hours of volunteer assistance at the St. Joseph Health Center, the St. Joseph Health Family Clinic, and the St. Joseph Family Practice Center;
- Teamwork for Tomorrow, a tutor and mentor organization with 70 students working with South Bend grade school students through alternative educational programming in the areas of literacy, athletics and mentoring;
- Mexican American Engineers and Scientists, who tutor Spanish-speaking residents at community centers; and
- Foodshare, whose 32 volunteers deliver and serve food to the hungry through a food salvage program.

### **Center for the Homeless**

One of the organizations with particularly close ties to the University and high levels of volunteer support from the Notre Dame community is the Center for the Homeless. In 1987, Father Edward Malloy, C.S.C., president of the University, and Father Richard Warner, C.S.C., director of Campus Ministry, decided to make a significant commitment to serve the homeless of South Bend. The University purchased the building and committed the earnings from a \$1 million endowment to support the Center for the Homeless. The University formed a partnership with the city of South Bend and solicited major corporations for additional funding support. The Community Partnership Center includes health and mental health care providers, social service organizations, a school, and a Montessori child care center working with intensive collaboration.

Over time, the University's role has focused on helping the center to use the University support to leverage private and corporate support. Notre Dame continues to own, maintain, and insure the residence hall. The University architect volunteered as project manager on the \$6.8 million capital project for the new facility and renovated residence hall. The University helped to establish a corporate advisory board as a vehicle for long-term corporate involvement.

The center is developing a community in the spirit of Christian hospitality specifically designed to break the cycle of homelessness and reduce the number of South Bend residents living in extreme poverty. The involvement of Notre Dame psychology and sociology professors has helped the center to develop an approach that is effective in helping homeless individuals overcome the barriers that keep them dependent. The center focuses on its clients' recovery, education, work, finances and housing, and health and safety. Services provided on-site include counseling and case management; medical, dental and eye care; AIDS education and testing; mental health care; drug and alcohol treatment; adult education; Montessori preschool; school

enrollment and tutoring; job training and employment placement; budgeting and debt reconciliation; rental assistance; and home ownership counseling.

Center clients run and work in microenterprises, including a landscape service, a used car business, and a painting service. Notre Dame provides externships for center clients, giving them important experience in learning how to hold a job.

The center serves 1,500 residents each year and another 500 nonresidents who access health and mental health care services. Six out of ten do not return to the center. Of the four out of ten who do return, not all are unemployed.

Over the last five years, 400 to 450 students each year have volunteered at the center for an average of 30 to 40 hours each. Notre Dame alumni also volunteer, often with a summer service project and in fund-raising events. A one-credit course in Great Books is offered to center clients as a way to help them break through and participate in an activity that requires full use of their cortex.

### **Robinson Community Learning Center**

The other community institution with a direct relationship with Notre Dame is the Robinson Community Learning Center. Focused in the Northeast community just south of the Notre Dame campus, the Robinson Center was established in buildings purchased by the University at a cost of \$475,000 and rehabilitated by the University at an initial investment of roughly \$500,000. The office of Information Technology wired the computer laboratory and contributed computers. The Center for Social Concerns took the lead in talking with the neighbors, Notre Dame departments, and other institutions to create support and partnerships for the learning center. Architecture students worked with neighborhood residents in developing the building program before the architectural plans were finalized. The University still owns and maintains the building. For the first three years, the University is providing \$280,000 to \$300,000 annually in operations funding for the Robinson Center's budget of approximately \$400,000. The goal is to reduce the University's support over time as the center develops new funding sources. Notre Dame is helping with identification of potential funding sources and grant applications.

The Learning Center offers a wide variety of educational services and a place for relationship building, including relationships between the University and the community, between young and old, and between individual tutors and the children they are helping. Since opening, the Robinson Center has worked with 800 adults and 483 children. Three-quarters of the youth using the center are from low-income families; 86 percent are African American and 12 percent are Hispanic.

Total volunteer assistance exceeds 12,000 hours both on-site at the Center and at schools and other off-site locations. Over 60 Notre Dame departments, residence halls, and student organizations have been actively involved in the center this year. Work-study funds support 20 students working at the center.

The Reading Corps has 150 trained tutors, primarily Notre Dame students, who are working with 180 children one-on-one at the center and four other sites. Workforce Development offers computer training classes four nights per week. The center's Take Ten violence prevention program (Walk it Out, Talk it Out, Wait it Out) is now active in seven South Bend schools. Through violence prevention programming, one-on-one mentoring, community partnerships, educational resources, and entrepreneurship opportunities, the center is leading a community effort to reduce youth violence and young adult homicide in South Bend. Fifty-two children in

grades K-6 come to the center for after-school care. Older students have alternative programming, including leadership training, cooking, fine arts, computers, and individual music lessons.

In fall 2002, 100 percent of the participating children demonstrated gains in their reading assessments, ranging from 6- to 37-percent improvement. Over 450 adults have completed computer courses at the center, including lessons in using e-mail, keyboard training, building web pages, developing and delivering animated PowerPoint presentations, producing documents in Microsoft Word, learning to use electronic spreadsheets, and training to use online job search tools.

The Gigot Center for Entrepreneurial Studies operates an on-site business incubator with BizTech business development software used by teenagers and adults to develop business plans.

Aerobics and yoga classes are offered weekly for neighborhood residents. The South Bend Community School Corporation works with ten GED candidates twice per week. The school corporation won an award from the Indiana Department of Education as a model for partnering to improve literacy. English as a second language classes involve 20 to 25 community members, also twice per week. Spanish classes are also offered, with several Notre Dame managers participating.

The University paid for a shuttle bus from campus for the first year. Students now access city Transpo buses for access to the Robinson Center. Roughly 95 percent of the Learning Corps is from Notre Dame, with each member serving roughly four hours per week. Notre Dame faculty and staff are involved as well, teaching music and cooking. Members of the Athletic Department and sports teams have mentored children during sports-related educational activities.

### **Logan Center**

The Logan Center is an advocate and service provider for children and adults with severe developmental disabilities. Founded in 1950 with support from Notre Dame, the center serves roughly 1,000 families and employs 160 people in its sheltered workshop. Service programs include:

- home-based therapy for parents of disabled children from birth to three years old;
- employment for 160 people in a sheltered workshop;
- job coaches to support employment in the community;
- day service for the severely handicapped;
- nine group homes; and
- supportive assistance to care givers.

The Center's advocacy includes working with the criminal justice system and advocating for nursing home residents who were neither sick nor old enough to allow them access to the community and support for the Americans with Disabilities Act.

Serving St. Joseph County, the center has a long and strong relationship with Notre Dame with its facility located adjacent to campus. For more than 30 years, the local chapter has had over 100 students volunteering each year with recreational activities, Best Buddies, and Super Sibs (matching the sibling of a disabled child with one at Notre Dame). Staff and faculty are also active volunteers with several serving on Logan Center boards and committees. The development office has worked with the center for 12 years, lending support, reviewing grants, and serving on the foundation board.

In 1987, the center, the city of South Bend, and the University bid for the International Summer Special Olympics. The effort required four years to raise the money. Twenty thousand volunteers worked with more than 4,000 athletes as Notre Dame and Saint Mary's opened their entire physical facilities to create an Olympic Village.

The University purchased the Logan Center building and rents it to the center for \$1 per year while the center builds a new facility on Jefferson Street. The sale allowed the center to pay off debt and establish an operating reserve. Officers of the University are helping the center with the capital campaign for the new facility.

### **National Youth Sports Program**

Notre Dame has participated in the NCAA's National Youth Sports Program (NYSP) for the last 12 years. The local program provides sports enrichment to roughly 300 South Bend children from economically disadvantaged backgrounds. Each of the participants must have a physical exam; Memorial Hospital and St. Joseph's Regional Medical Center teamed to provide 485 physical exams with an estimated value of \$25,000. On the night of the physicals, 15 Notre Dame students helped the 15 hospital residents by giving eye exams and testing blood pressure. Roughly 100 children were found to have health needs, and follow-up was provided with such remedies as glasses and treatment for high blood pressure. This year, participants and their extended families received free dental care provided by Mobile Dentistry, a nonprofit organization.

The University provides in-kind services valued at about \$240,000 and helps to raise \$30,000 to \$40,000 in outside funding to supplement the staffing funding by \$64,000 from the NCAA. The program runs for five weeks with the University providing housing, meals, team leaders, lifeguards, and use of fields and computers. Two meals a day are provided at cost; last year that involved almost 12,000 meals. Five coaches participate. A transportation company provides free bus service in partnership with Notre Dame, which provides on-board supervision. The Snite Museum of Art collaborates with the program, sponsoring artists who work side by side with the young campers to create art in various media including prints, sculpture, and painting.

### **Donations**

The University's 2002 campaign for the United Way yielded \$340,000 in pledges and donations to support such organizations as the Boy and Girl Scouts, Boys and Girls Club of St. Joseph County, El Campito, Inc., Salvation Army, Urban League of South Bend and St. Joseph County, and Hansel Neighborhood Service Corporation. Notre Dame donates a wide variety of goods and services in support of the area's disadvantaged populations and nonprofit organizations in South Bend.

*Food Services:* In addition to donating leftover food from the dining halls to the center for the Homeless, Food Services donates or significantly discounts the cost of food provided for events, including Rebuilding Together/Christmas in April and the St. Joe Marion Auction.

*Athletics:* The Joyce Center makes available its facilities at no or reduced cost for numerous charity fund-raisers and events.

*Office of Information Technology:* The office of Information Technology donates old computers to the Center for the Homeless and the Robinson Community Learning Center.

*Licensing Department:* The Licensing Department annually donates approximately \$15,000 worth of various licensed products to local nonprofit entities, including Building Blocks Program, Chet Wagner Youth Basketball, Memorial Hospital, the United Way, and the Youth Services Bureau.

*Retail Operations:* The University's Retail Operations also donates to local charities' fund-raisers and events.

*St. Michael's Laundry:* Thirteen employees at St. Michael's Laundry participate in Project Warmth each year, processing approximately 5,039 donated coats at no cost, a donation valued at roughly \$11,250.

*Procurement Services:* Surplus furniture with a total retail value of \$25,000 to \$50,000 is donated to nonprofit organizations each year, including the South Bend Community Schools, Boy Scouts, Camp Ray Bird, Goodwill, LaCasa de Amistad, Hebrew Orthodox Congregation and schools, Salvation Army, Cornerstone Academy, Every Woman's House and the Humane Society.

### **Faculty and Staff Volunteers**

In many ways, Notre Dame can be said to "tithe its talent to the local community."

- Notre Dame faculty and officers serve on the boards of several area nonprofit organizations, such as the St. Joseph County Convention and Visitors Bureau Advisory Board, the Alcohol and Addictions Resource Council, Memorial Health System, Teamwork for Tomorrow, Inc., and the Center for the Homeless.
- The survey of Notre Dame faculty and staff summarized in Appendix A revealed that faculty and staff volunteer in the South Bend community schools each year for an estimated 6,000 hours.
- Staff from the office of Information Technology helped to wire and network computers for Little Flower Church and Corvilla housing for the mentally disabled.
- The University's fire chief serves on the board of the Firefighters Heritage Foundation, created to assist St. Joseph County firefighters who are suffering physical and/or financial difficulties.

All told, the faculty and staff who live in the area due to the location of the University donated 82,000 hours of volunteer effort last year.

### **Alumni Volunteers**

Recognizing that its alumni wish to continue their commitment to community service, the Notre Dame Alumni Association established the Alumni Community Service Program in 1990. Eighty percent of the Association's 224 alumni clubs are actively engaged in community service in their home communities. Several campus-based programs invite alumni back to South Bend to serve the community, including:

- Habitat for Humanity – "Hammerin' Irish" Blitz Build, where alumni families and friends come together to participate in a one-week Habitat blitz build in the neighboring

South Bend community. Since 1998, this effort has resulted in five new homes for deserving families.

- Family Volunteer Camps, which host alumni and their families for a week of service within the surrounding community, typically focused on youth services with the Robinson Community Learning Center and United Way charities.
- One Can <sup>TM</sup> Make A Difference food drive at football games that collects an average of two tons of food for the Northern Indiana Food Bank and the St. Vincent De Paul Society.

### **Rebuilding Together in St. Joseph County**

Formerly known as Christmas in April, the Rebuilding Together in St. Joseph County program focuses the work of roughly 1,000 Notre Dame, Saint Mary's College, and community volunteers to repair the houses of low-income individuals and families on one Saturday each year. The program's mission is "to preserve and revitalize houses and communities, assuring that low-income homeowners, particularly those who are elderly or disabled, as well as families with children, live in warmth, safety, and independence. Its goal is to make a sustainable impact in partnership with the community." In 2002, the program focused on 30 to 40 houses in the Miami Village neighborhood. This year's program served the Studebaker neighborhood. The University provided bus transportation and box lunches for the participants.

### **Legal Aid Clinic**

The Law School operates a legal aid clinic on Howard Street for income-eligible residents who cannot afford private counsel. Second- and third-year law students, under close supervision of clinical faculty, represent indigent clients before state and federal courts, the United States Immigration and Naturalization Service, and other judicial and administrative bodies. The civil clinic handles landlord-tenant disputes, denial of public benefits, consumer credit problems, and family law. The immigration clinic assists persons who seek immigration status of political asylum in the United States.

### **Life Treatment Centers**

The Life Treatment Centers provide treatment services to indigent adults addicted to alcohol and other drugs. The centers offer detoxification, intensive day and evening treatment programs, residential accommodations, and administrative offices in their facility in downtown South Bend. Transitional (halfway) residential treatment programs are provided in three additional South Bend houses.

The Notre Dame Athletic Department raises \$50,000 to \$100,000 annually for the centers with an annual roast.

### **Religious Service**

The Basilica of the Sacred Heart, located in the heart of Notre Dame's campus, plays an important role in the spiritual life of many St. Joseph County residents. In addition to daily Mass and Holy Day Masses, the Basilica conducts several special Masses, including the Red Mass for

judges and lawyers, the Blue Mass for firefighters and police officers, and the White Mass for medical personnel.

The clergy and laypeople who serve on the Notre Dame faculty and staff are an invaluable resource for the parishes of St. Joseph County. Priests from Notre Dame visit and officiate in churches across the region. Many Notre Dame faculty and staff are involved in the day-to-day operations of their home churches.



## **IV. Community Partnerships**

## ***A. Urban Revitalization***

The University has entered into a new era of community cooperation to revitalize and protect adjoining neighborhoods.

### **Campus Plan**

The long-range campus plan, available on the University architect's Web site, delineates a firm boundary for the University. It seeks to "avoid sprawl as the campus grows" so as to maintain reasonable walking distances. Notre Dame will accommodate its needs for new facilities by intensifying development on the existing campus. The plan emphasizes reuse of existing buildings, selective infill, and site selection based on proximity to the heart of the campus. The existing campus could accommodate all of the University's needs over the next 75 to 100 years.

Integral to the campus plan is a commitment to environmental stewardship, including preservation of existing stands of mature woodlands. Surrounding the campus will be "a natural greenbelt, a buffer of meadows, woodlands, lakes and recreational areas" that will provide a greenbelt transition between "town and gown."

### **Northeast Neighborhood**

*Community Initiatives.* Notre Dame has initiated a program of community development in the neighborhood directly south of campus. The Northeast Neighborhood Revitalization Organization (NNRO), of which the University is a member, is working to strengthen and reinforce the local community. Notre Dame, one of five partners in the NNRO, contributes \$150,000 each year for the first three years of operation. The Robinson Community Learning Center is the lynchpin for this community effort, providing services to the neighborhood's youth and adults. Other volunteer efforts include "Turning Over a New Leaf," during which 80 Notre Dame students came together to rake leaves for elderly residents of the Northeast Neighborhood and to plant bushes and flowers.

*Neighborhood Village.* The University has funded a community-driven planning process to develop a vision for the area's future. New commercial development envisioned as a new "Neighborhood Village" is proposed to include 80,000 square feet of retail space, 135,000 square feet of commercial development at the Five-Points intersection, and 60,000 square feet of other commercial space. The mixed-use development will also include 116 single-family lots, 100 townhouses, and 30 multi-family units. The development vision includes the types of campus retail that will attract Notre Dame faculty, staff, and students as well as the general South Bend public to shop in the area.

*Center for Medical Education.* The Indiana University School of Medicine has broken ground on the Ernestine Raclin and O.C. Carmichael Center for Medical Education as an anchor to the new Neighborhood Village. The College of Science will occupy the second-floor offices for the W.M. Keck Center for Transgene Research.

*Notre Dame Avenue.* The Notre Dame Avenue Faculty and Staff Housing Program guides the development of new home construction and existing home rehabilitation directly adjacent to the southern edge of campus as a much-desired traditional urban housing opportunity for University faculty and staff. The University offers for sale to faculty and staff vacant properties and select existing homes located primarily along Notre Dame Avenue. Vacant properties are to be sold for

the construction of new homes planned according to the Notre Dame Avenue architectural guidelines prepared for the University in an effort to maintain the traditional character of the Northeast Neighborhood. Existing homes acquired by the University that offer unique rehabilitation opportunities may also be offered for sale with identical guideline requirements for rehabilitation, expansion, and other modifications.

*Redevelopment Plan.* The city's redevelopment area plan will guide area redevelopment and serve as the basis for possible use of tax-increment financing to fund the estimated \$10 million in required community improvements. Notre Dame funded a \$165,000 TIF district study, which enables the neighborhood's designation as a redevelopment area, and a \$250,000 traffic study to evaluate changes to local roads at the University's borders.

### **Other Community Development Contributions**

Notre Dame architecture students staff the South Bend Urban Center, a storefront design center that provides students with the opportunity to interact with design professionals and community leaders. The students help to prepare façade improvement plans for downtown South Bend properties, including historic buildings proposed for rehabilitation. The studio hosted a master plan design charrette for downtown South Bend.

In a recent Urban Center project, two Notre Dame professors and fifth-year architecture students helped to create Frederickson Park, converting a former landfill to an outdoor learning laboratory. This environmental education center was designed to include wetland and prairie habitats, ponds, gardens, compost facilities, a tree nursery, an observation platform, and walking paths. Another recent project involved improvement plans for the Howard Park neighborhood.

## ***B. Culture and Art***

Notre Dame is known worldwide for its athletics program. Fans from around the region and across the country follow Notre Dame's athletic teams. Less well-known are the University's contributions to the region's quality of life through the arts and culture.

### **Notre Dame Libraries**

Members of the community have access to Notre Dame's library collections. They are welcome to use the materials in the library, though they do not have check-out privileges. Notre Dame's library system consists of ten libraries, which house most of the books, journals, manuscripts, and other non-book library materials available on the campus. Currently, the collections contain nearly three million volumes, more than three million microform units, and over 20,800 audiovisual items to support the teaching and research programs.

- The Theodore M. Hesburgh Library is the University's main library, encompassing 14 stories and 430,000 square feet of space.
- The Kresge Law Library, established in the 1990s, now comprises over 580,000 volumes.
- The Business Information Center is an innovative, all-electronic facility supporting existing and emerging programs and research. This state-of-the-art facility provides access to and instruction and assistance in the use of a broad range of bibliographic, numerical, full-text, and graphic databases in business and related disciplines.
- Other specialty libraries in the University system support engineering, architecture, chemistry, physics, life sciences, mathematics, radiation chemistry, and international studies.

### **Marie P. DeBartolo Center for the Performing Arts**

The new Marie P. DeBartolo Center for the Performing Arts, currently under construction, will bring a significant expansion in Notre Dame's arts programming. The new arts center is being programmed for round-the-clock activity, including a wide range of public performances and academic training. The arts center will attract great world artists with access by both the Notre Dame community and the regional community. Notre Dame has made a commitment to be a performing arts presenter, expanding its theater, dance, opera, music, and cinema offerings.

Its location at the southern gateway to the campus is a deliberate effort to improve public accessibility and links. Included will be a 900-seat concert hall, a 350-seat main stage theater, a 100-seat organ and choral hall, a 100-seat studio theater, and a 200-seat THX-certified cinema. The arts center is scheduled for occupancy in July/August 2004 and full operations in late fall or winter.

The University plans to schedule performances by world renowned dance and opera troupes at the Morris Civic Auditorium in downtown South Bend. Already booked for next year are the Cirque Eloize, a ballet troupe, an opera, and the Suzanne Farrel touring company. As audiences for these arts are developed, a greater number of performances will be scheduled.

Plans for the arts center include “Family Sundays” with arts events for families, combining a family-oriented performance with hands-on arts activities for children.

### **Snite Museum of Art**

With a collection of over 21,000 works, the Snite Museum of Art ranks among the nation’s finest university art museums. Among the museum’s holdings are the Jack and Alfrieda Feddersen collection of Rembrandt etchings, the Noah L. and Muriel Butkin collection of 19th-century French art, the John D. Reilly collection of Old Master and 19th-century drawings, the Janos Scholz collection of 19th-century European photographs, and the Mr. and Mrs. Russell G. Ashbaugh Jr., collection of Mestrovic sculpture and drawings.

Beyond its mission of providing access to art for Notre Dame students, the museum has undertaken an aggressive program of outreach to the community. Its visitation totaled 57,000 last year. During the 2001-2002 academic year, the museum welcomed all South Bend fifth graders for a docent-led tour and related art activities. That program is now expanding to include all elementary school students, starting with the addition of fourth graders. The museum is adding another curator to develop an appropriate curriculum. School groups come to the museum from throughout the Michiana region. The museum provided 215 tours in the last school year. Art camp provides art appreciation and hands-on activities for 30 to 40 “at-risk” youth each summer. Regional teachers come to the museum for training and enrichment activities.

Special exhibits celebrate Black History Month, *Dia de Los Muertos* (Day of the Dead) and Native American arts. This summer, the museum hosted a classic auto show for racing cars. Special exhibits help to attract both tourists and area residents to the campus. An art film series is starting this fall.

### **Lectures and Events**

Most Notre Dame lectures and events are open to the general public. The public is welcome to a variety of activities sponsored by the Department of Film, Television, and Theatre, including the Mainstage Season and the Student Film Festival. A number of high-profile lectures bring the Jewish community to campus, highlighting issues in Jewish-Christian dialogue and bringing to campus prominent Jewish speakers. The Department of Music brings subscribers to a series of musical performances by guest artists, faculty members, music students, and student groups, including the Glee Club, Chorale, Symphony Orchestra, Brass Ensemble, Jazz Band, and Concert Band.

### **Summer Shakespeare Festival**

The Summer Shakespeare Festival sells out five nights every summer, attracting regional residents to the campus. Underwritten by an annually renewable grant from National City Bank Corporation and through the support of Fifth Third Bank; Gaska Tape Inc.; Prudential Securities; and Radiology, Inc., the production offers the talents of the finest Shakespearean actors. More than 80 professional actors from 10 states auditioned for roles in *The Tempest*, which, in July 2002, played to a full house each night.

A new event featuring young local talent called "ShakeScenes" was established. "ShakeScenes" participants, area elementary and high school thespians, performed scenes from several of Shakespeare's works such as *Romeo and Juliet*, *MacBeth*, and *As You Like It*.

Actors From The London Stage makes its home at Notre Dame. The program sends British actors into high schools in order to help students understand the transition in drama from page to stage. When presenting their five-actor play, the actors perform in a small area (roughly twenty feet square), delineated by ten chairs which become tables, cauldrons, thrones, or podiums as needed. The actors present a full script, with few or no cuts, and play all twenty-thirty roles with minimal props, costumes, and lighting effects. The fun for the audience comes in seeing how the actors mark these rapid role shifts by gesture, stance, intonation, or the simple use of a skirt or scarf. Without large sets and elaborate costumes, an Actors From The London Stage production relies on the spoken words to carry the play.

### **Teachers as Scholars**

The University, in conjunction with the South Bend Community School Corporation, the School city of Mishawaka, the Diocese of Fort Wayne-South Bend Schools, Penn Harris Madison School Corporation, and Union-North United School Corporation, launched the Teachers as Scholars (TAS) program, a professional development project for area schoolteachers. This collaboration between Notre Dame faculty and public and private schoolteachers involves two-day seminars on a variety of scholarly topics. The primary objectives are to further the intellectual life of the community's teachers, to rekindle their love for learning, and to establish an environment that enhances relationships between area teachers and University faculty. Notre Dame faculty members explore and devise ways to translate their new and advanced knowledge to the schools. Some examples of past organizing themes include the silent cinema, Dante, teaching the humanities, history of the American documentary, inequity in Latin America, Great Transitions: Development Across Adolescence, Economics Can be Fun, and Arthurian Legend.

### **Free Film Series – FTT Talks**

Every week, the Department of Film, Television, and Theatre sponsors NDcinema, a film series that brings the best of Hollywood, independent, and international filmmaking to campus. The films are screened in digitally enhanced projection and stereo surround sound in the recently renovated Carey Auditorium of the Hesburgh Library. Notre Dame is the region's only venue for foreign and art films.

## Conclusion

The University of Notre Dame generates substantial economic benefits for the Michiana region – especially in the areas of hospitality, retail, construction, and real estate, but in fact supporting every segment of the local economy.

A few statistics highlight the University's contributions:

- The University generated \$833 million of new income in 2002 in St. Joseph County, which translates into one of every ten dollars in the local economy.
- In fiscal year 2002, the University purchased \$536 million in goods and services in 2002, spending \$305.9 million in St. Joseph County.
- Notre Dame employed 4,070 full-time faculty and staff in fiscal year 2002 who earned a total of \$290 million in salaries, with St. Joseph County residents earning \$256.4 million.
- The University's operating expenditures, along with the daily expenditures of its students and visitors, supported 8,655 jobs in St. Joseph County outside the University. Including its direct employees, the University generated 13,543 jobs in St. Joseph County.
- From 1997 through 2002, the University spent an average of \$52.1 million annually in building construction, with \$45.4 million related directly to "bricks and mortar" costs.
- Notre Dame is the second most visited attraction in the state of Indiana. During fiscal year 2002, an estimated 673,000 visitors came to Notre Dame from outside St. Joseph County, spending an estimated \$92.1 million with area hotels, restaurants, and retailers.
- The University paid \$178,000 in property taxes and \$107,385 in innkeeper taxes in 2002 to the city of South Bend and St. Joseph County.
- Notre Dame students, faculty, and staff volunteer an estimated 455,000 hours annually. Fully 85 percent of undergraduate students volunteer during their Notre Dame careers.

### Looking to the Future

Even greater benefits are in store as the University continues to build strong ties with the local community:

- The University's move to a greater emphasis on research will result in innovations that may be commercialized locally.
- Participation in the region's broadband technology initiative will help the city of South Bend to develop competitive telecommunications capabilities.
- The new Performing Arts Center will reach out to the South Bend community, providing additional cultural amenities.
- The University's cooperation with the Northeast Neighborhood will help to strengthen and rebuild the neighborhood while empowering individual residents and their children.

## **Appendices**



## ***Appendix A: Faculty, Staff, and Student Survey Results***

The analysis focused on the University populations that would not otherwise live in South Bend and St. Joseph County. Ninety-seven percent of the 990 undergraduate students who responded to the survey reported that they live in the area only to attend Notre Dame. Ninety-three percent of the 362 graduate students responding to the survey would not otherwise live in the area if not attending the University. Forty-nine percent of the 1,318 faculty/staff respondents who live in the area live here solely because they work at the University. Those households located in the area solely because a parent works at the University have an average of one child living at home. However, fewer than one-third of those children attend public schools.

### **Residence**

*Undergraduate:* A small number of undergraduate students own their own home or live in their family home while attending the University. Eighty-six percent of those whose residency is dependent on their attending the University live in residence halls with 13 percent leasing an apartment or house in the area.

*Graduate:* Ninety-three percent of the graduate students would not live in the county if they did not attend the University. Of those who would not live here otherwise, 19 percent live in residence halls, 12 percent own their residences, and 67 percent lease an apartment or house. Those who lease an apartment or house pay an average of \$540 per month in rent, while those who are in a boarding situation pay an average of \$347 per month in rent.

*Faculty/Staff:* Nineteen percent of those who are living in the area because of their job at the University live in a leased house or apartment. Seventy-seven percent live in a house or condominium that they own. The remaining three percent live in University-owned residences. On average, those faculty and/or staff who live in the area because of their work have lived here for 11 years. Rents paid on houses average \$673 rent per month, and rents paid on apartments average \$537 per month.

### **Employment**

*Undergraduate:* Approximately one-half of the undergraduate students are employed by the University. Of the other half, the majority are not employed, with only seven percent of undergraduate students working off-campus. Of those who work off-campus, fewer than one percent work full-time; those who worked one semester averaged 10.8 hours per week of paid work, and those who worked two semesters averaged 11.1 hours of paid work per week.

*Graduate:* Of those who would not live in the area otherwise, 60 percent are employed with 40 percent not employed. Only four percent are employed part-time outside of Notre Dame.

### **Retail Spending**

*Undergraduate:* Undergraduate students spent the most amount of money off-campus on dining out, averaging \$66 per month. They also spent an average of \$58 per month at convenience and grocery stores. Outside of dining out, they spent an average of \$26 per month on clothing and accessories, \$10 per month on movies, music, or non-school books (entertainment as broader category amassed \$22 per month), and \$9 per month on beauty products or services. Undergraduates also reported spending an average of \$8 per month on taxi services. Storage and

car expenses were also a part of the undergraduate's budget, averaging \$51 per year on storage and \$377 per year on gas and auto repairs.

*Graduate:* Graduate spending was slightly higher than that of undergraduate students. They averaged \$140 per month for dining out off-campus, \$45 per month for clothing accessories, \$24 per month for movies, music, or non-school books (\$32.50 for entertainment as a whole), and \$17 per month for beauty products or services. Their expenditure on taxi services only amounted to \$3 per month, but they averaged \$985 per year on their cars. Convenience and grocery stores were their largest expenditures at an average of \$185 per month. Storage was also a major expense for most graduate students, averaging \$161 per year.

*Faculty/Staff:* The faculty and staff averaged \$130 on dining out per month. Their convenience and grocery store expenses were by far the highest at \$416 per month. They averaged \$57 per month on entertainment.

### **Out-of-Town Visitors**

*Undergraduate:* Undergraduates had an average of 5.6 visitors per academic year. One-third of these visitors stayed in the area's hotels. Those who stayed in hotels spent an average of 6.1 nights.

*Graduate:* Graduate students had an average of 6.4 visitors per academic year. Only seven percent of their visitors stayed in a hotel or similar accommodations in the county, staying for an average of 4.4 days.

*Faculty/Staff:* The faculty/staff who live in the area because of their employment at the University have an average of 17 out-of-town visitors per year. Approximately 9.5 percent of the faculty/staff had visitors who primarily stayed at hotels or other similar accommodations in the area. Guests of the average faculty/staff member spent an average of 4.3 nights in a hotel over the course of the year.

The surveys and result summaries are provided on the following pages.



UNIVERSITY OF NOTRE DAME

## Economic Impact Survey Questions Undergraduate Student Survey

N = 990

The University would like a better understanding of the impact Notre Dame students have on the economy of the surrounding community. Be assured of complete confidentiality with your responses to all survey questions. No individually identifiable information will be reported in any form.

**All items refer to services received or provided in St. Joseph County but NOT on campus.**

1. Please indicate your enrollment status:
  - A. Full-time undergraduate (976)
  - B. Part-time undergraduate (14)
  
2. Please indicate your place of residence while attending Notre Dame:
  - A. Residence hall (846)
  - B. Family home (6)
  - C. Leased residence (apartment or house) (136)
  - D. Owned residence (2)
  
3. Please indicate the Zip code of your residence while attending Notre Dame: \_\_\_\_\_
  
4. Please indicate the Zip code of your residence outside the academic year: \_\_\_\_\_
  
5. Please indicate your employment status during the academic year (select all that apply):
  - A. Not at all (434)
  - B. Part-time at Notre Dame (512)
  - C. Full-time at Notre Dame (11)
  - D. Part-time outside Notre Dame (69)
  - E. Full-time outside Notre Dame (9)
  
6. How much did you *work for pay off-campus* during this academic year (not including the summer)?
  - A. Not at all (472)
  - B. One semester (23)
  - C. Two semesters (53)
  
7. During the most recent semester that you worked *off-campus* for pay, how many hours did you work at that job in a typical week?
  - A. 5 or fewer (75)
  - B. 6-10 (33)
  - C. 11-15 (15)
  - D. 16-20 (19)
  - D. 20-30 (6)
  - E. 30-40 (6)
  - F. More than 40 hours a week (4)



UNIVERSITY OF NOTRE DAME

8. Please indicate your marital status:
- A. Single (983)
  - B. Married to another student attending Notre Dame (4)
  - C. Married to a faculty/staff member of Notre Dame
  - D. Married to a non-student/non-faculty/non-staff member of Notre Dame (3)
9. Please indicate the number of children in your household: (ave. 0.57)
10. Please indicate the number of children attending school: (ave. 2.44)
11. Please indicate the number of children attending South Bend public schools: (ave. 0.02)
12. Use the following responses to indicate whether you have paid *rent* for any of the following in the past year. Please indicate the amount of rent including utilities **per month**.
- A. House \$ 37.39 per month
  - B. Apartment \$ 125.69 per month
  - C. Boarding situation (subletting a room) \$ 73.11 per month
13. Please indicate how much you spent on the following type of expenses this year?
- A. Storage facility \$ 52.44 annual total
  - B. Car repair/maintenance \$ 373.22 annual total
14. During the past year, how often did you eat out at restaurants, diners, etc. *off-campus*?
- A. Once a month or less (266)
  - B. 2-3 times a month (406)
  - C. Once a week (190)
  - D. 2-3 times a week (91)
  - E. More than 3 times a week (37)
15. During the past year, how often did you go out for drinks (alcoholic or non-alcoholic)?
- A. Once a month or less (473)
  - B. 2-3 times a month (169)
  - C. Once a week (146)
  - D. 2-3 times a week (104)
  - E. More than 3 times a week (39)
16. Please indicate your monthly expenditure for dining out off-campus in St. Joseph County.  
\$ 65.93
17. Use the following table to indicate roughly how much you spent on the following products or services in St. Joseph County but **not** on campus, during the last year?
- A. Clothing/accessories \$ 26.93 per month
  - B. Movies, music or non-school books \$ 11.27 per month
  - C. Beauty products or services (fitness center) \$ 9.83 per month
  - D. Taxi service \$ 8.60 per month



UNIVERSITY OF NOTRE DAME

18. During a typical *month* in the past year, how much did you spend at convenience and grocery stores?
- A. Under \$25 (400)
  - B. \$25-\$49 (257)
  - C. \$50-\$99 (174)
  - D. \$100-\$199 (96)
  - E. \$200- \$299 (30)
  - F. \$300- \$399 (9)
  - G. \$400- \$499 (3)
  - H. \$500 or more (4)
19. During a typical month in the past year, how much did you spend on entertainment (movies, videos, theatre, nights out)?
- A. Under \$25 (737)
  - B. \$25-\$49 (172)
  - C. \$50-\$99 (50)
  - D. \$100-\$199 (10)
  - E. \$200- \$299 (2)
  - F. \$300 or more (1)
20. Please indicate the number of out-of-town visitors you had during the academic year: (ave. 5.57)
21. Please indicate the type of accommodation most often used by these visitors:
- A. None, they do not stay overnight (44)
  - B. My residence or that of family/friends (328)
  - C. At Notre Dame (150)
  - D. Hotel or similar accommodation in St. Joseph County (348)
  - E. Other accommodation (21)
22. Please indicate how many (total) days your visitors stayed in a local hotel or similar accommodation in St. Joseph County: (7.39) (number of visitors \* average number of days)

---

For the remaining questions, please use a very broad definition of community service and service learning that includes all of the following:

- volunteering at a service agency
- work study served at an off-campus social services or social action agency
- course-related service work
- community research conducted for or with an off-campus organization
- informally giving your time to people in need
- Residence Life projects and varsity athletics team projects
- ongoing commitments
- one-time activities
- and so on



UNIVERSITY OF NOTRE DAME

23. Use the following responses to indicate how you got involved in community service during the last year. Some CSC-sponsored activities are also courses, so mark both A and B if you participated in something along those lines. If you did no community service in this year, leave that row blank.

	Participation
A. Course-related	236
B. Center for Social Concerns-sponsored programs	335
C. Residence hall or student organization-sponsored programs	456
D. Work-study options	47
F. On your own or other	425
G. No participation	205

24. During the past year, how many hours have you volunteered for the following programs (approximate hours)?

- A. South Bend public schools: (5.17)
- B. South Bend Center for the Homeless: (2.70)
- C. Robinson Community Learning Center: (4.26)
- D. Logan Center: (1.99)
- E. Rebuilding Together (formerly Christmas in April): (1.79)
- F. Other programs in St. Joseph County: (23.73)

25. Approximately how many of your courses this year (including required classes) have included community service/service learning aspects?

- A. No courses (695)
- B. 1-2 courses (259)
- C. 3-4 courses (5)
- D. 5-6 courses (1)
- E. 7 or more courses

26. In which type of course(s) did you participate in community service (mark all that apply)?

- A. First-year seminar (55)
- B. General education/core curriculum (95)
- C. Required course in my major (29)
- D. Optional course in my major (106)
- E. Senior project/thesis (11)

27. If you did not attend the University of Notre Dame, would you otherwise be living in the South Bend area during the academic year?

- A. Yes (26)
- B. No (932)
- C. I don't currently live in the South Bend area. (33)

*Many Thanks!*



UNIVERSITY OF NOTRE DAME

## Economic Impact Survey Questions Graduate Student Survey

N = 362

The University would like a better understanding of the impact Notre Dame students have on the economy of the surrounding community. Be assured of complete confidentiality with your responses to all survey questions. No individually identifiable information will be reported in any form.

**All items refer to services received or provided in St. Joseph County but NOT on campus.**

28. Please indicate your enrollment status:

- A. Full-time graduate student (350)
- B. Part-time graduate student (11)

29. Please indicate your place of residence while attending Notre Dame:

- A. Residence hall (63)
- B. Family home (8)
- C. Leased residence (apartment or house) (236)
- D. Owned residence (55)

30. Please indicate the Zip code of your residence while attending Notre Dame: \_\_\_\_\_

31. Please indicate the Zip code of your residence outside the academic year: \_\_\_\_\_

32. Please indicate your employment status during the academic year (select all that apply):

- A. Not at all (138)
- B. Part-time at Notre Dame (93)
- C. Full-time at Notre Dame (117)
- D. Part-time outside Notre Dame (17)
- E. Full-time outside Notre Dame (13)

33. How much did you *work for pay off-campus* during this academic year (not including the summer)?

- A. Not at all (184)
- B. One semester (10)
- C. Two semesters (25)

34. During the most recent semester that you worked *off-campus* for pay, how many hours did you work at that job in a typical week?

- A. 5 or fewer (28)
- B. 6-10 (9)
- C. 11-15 (7)
- D. 16-20 (3)
- G. 20-30 (7)
- H. 30-40 (7)
- I. More than 40 hours a week (18)



UNIVERSITY OF NOTRE DAME

35. Please indicate your marital status:
- A. Single (247)
  - B. Married to another student attending Notre Dame (21)
  - C. Married to a faculty/staff member of Notre Dame (16)
  - D. Married to a non-student/non-faculty/non-staff member of Notre Dame (78)
36. Please indicate the number of children in your household: (ave. 0.22)
37. Please indicate the number of children attending school: (ave. 0.75)
38. Please indicate the number of children attending South Bend public schools: (ave 0.17)
39. Use the following responses to indicate whether you have paid *rent* for any of the following in the past year. Please indicate the amount of rent including utilities **per month**.
- A. House \$ 433.00 per month
  - B. Apartment \$ 498.22 per month
  - C. Boarding situation (subletting a room) \$ 126.21 per month
40. Please indicate how much you spent on the following type of expenses this year?
- A. Storage facility \$ 148.69 annual total
  - B. Car repair/maintenance \$ 983.94 annual total
41. During the past year, how often did you eat out at restaurants, diners, etc. *off-campus*?
- A. Once a month or less (29)
  - B. 2-3 times a month (106)
  - C. Once a week (81)
  - D. 2-3 times a week (105)
  - F. More than 3 times a week (40)
42. During the past year, how often did you go out for drinks (alcoholic or nonalcoholic)?
- A. Once a month or less (165)
  - B. 2-3 times a month (77)
  - C. Once a week (71)
  - F. 2-3 times a week (32)
  - G. More than 3 times a week (10)
43. Please indicate your monthly expenditure for dining out off-campus in St. Joseph County.  
\$ 152.61
44. Use the following table to indicate roughly how much you spent on the following products or services in St. Joseph County but **not** on campus, during the last year?
- A. Clothing/accessories \$ 46.50 per month
  - B. Movies, music or non-school books \$ 25.13 per month
  - C. Beauty products or services (fitness center) \$ 18.52 per month
  - D. Taxi service \$ 4.19 per month





UNIVERSITY OF NOTRE DAME

45. During a typical *month* in the past year, how much did you spend at convenience and grocery stores?
- A. Under \$25 (20)
  - B. \$25-\$49 (17)
  - C. \$50-\$99 (59)
  - I. \$100-\$199 (126)
  - J. \$200-\$299 (72)
  - K. \$300-\$399 (33)
  - L. \$400-\$499 (20)
  - M. \$500 or more (11)
46. During a typical *month* in the past year, how much did you spend on entertainment (movies, videos, theatre, nights out)?
- A. Under \$25 (212)
  - B. \$25-\$49 (103)
  - C. \$50-\$99 (24)
  - D. \$100-\$199 (12)
  - E. \$200-\$299 (3)
  - F. \$300 or more (2)
47. Please indicate the number of visitors you had during the academic year: (ave. 6.47)
48. Please indicate the type of accommodation most often used by these visitors:
- A. None, they do not stay overnight (11)
  - B. My residence or that of family/friends (265)
  - C. At Notre Dame (12)
  - D. Hotel or similar accommodation in St. Joseph County (27)
  - E. Other accommodation (2)
49. Please indicate how many (total) days your visitors stayed in a local hotel or similar accommodation in St. Joseph County: (ave. 4.24) (number of visitors \* average number of days)

---

For the remaining questions, please use a very broad definition of community service and service learning that includes all of the following:

- volunteering at a service agency
- work study served at an off-campus social services or social action agency
- course-related service work
- community research conducted for or with an off-campus organization
- informally giving your time to people in need
- Residence Life projects and varsity athletics team projects
- ongoing commitments
- one-time activities
- and so on



UNIVERSITY OF NOTRE DAME

50. Use the following responses to indicate how you got involved in community service during the last year. Some CSC-sponsored activities are also courses, so mark both A and B if you participated in something along those lines. If you did no community service in this year, leave that row blank.

	Participation
A. Course-related	43
B. Center for Social Concerns-sponsored programs	14
C. Residence hall or student organization-sponsored programs	60
D. Work-study options	4
F. On your own or other	171
G. No participation	135

51. During the past year, how many hours have you volunteered to the following programs (approximate hours)?

- A. South Bend public schools: (ave. 2.85)
- B. South Bend Center for the Homeless: (ave. 2.20)
- C. Robinson Community Learning Center: (ave. 1.19)
- D. Logan Center: (ave. 0.40)
- E. Rebuilding Together (formerly Christmas in April): (ave. 0.38)
- F. Other programs in St. Joseph County: (ave. 30.69)

52. Approximately how many of your courses this year (including required classes) have included community service/service learning aspects?

- A. No courses (299)
- B. 1-2 courses (44)
- C. 3-4 courses (3)
- D. 5-6 courses
- E. 7 or more courses

53. In which type of course(s) did you participate in community service (mark all that apply)?

- A. First-year seminar
- B. General education/core curriculum (5)
- C. Required course in my major (22)
- D. Optional course in my major (21)
- E. Senior project/thesis (1)

54. If you did not attend the University of Notre Dame, would you otherwise be living in the South Bend area during the academic year?

- A. Yes (24)
- B. No (326)
- C. I don't currently live in the South Bend area. (12)

**Many Thanks!**



UNIVERSITY OF NOTRE DAME

Economic Impact Survey Questions  
Faculty and Staff Survey

N = 1,318

The University would like a better understanding of the impact Notre Dame faculty and staff have on the economy of the surrounding community. Be assured of complete confidentiality with your responses to all survey questions. No individually identifiable information will be reported in any form.

All items refer to services received or provided in St. Joseph County but NOT on campus.

Please complete the survey from the perspective of your entire household, including the contributions of all members of your family in your responses on spending practices and community service participation.

55. Please indicate your employee status:

- A. Full-time staff (991)
- B. Part-time staff (46)
- C. Full-time faculty (250)
- D. Part-time faculty (28)

+ 3 unknown

56. Please indicate your place of residence:

- A. Owned residence (1096)
- B. Leased residence (apartment or house) (183)
- C. University-owned housing (34)

+ 1 unknown

57. Please indicate the Zip code of your residence: \_\_\_\_\_

58. Please indicate your marital status:

- A. Single (386)
- B. Married to another student attending Notre Dame (29)
- C. Married to a faculty/staff member of Notre Dame (162)
- D. Married to a non-student/non-faculty/non-staff member of Notre Dame (732)

59. How many years have you lived in St. Joseph County? \_\_\_\_\_

60. Please indicate the number of children in your household: \_\_\_\_\_

61. Please indicate the number of children attending school: \_\_\_\_\_

62. Please indicate the number of children attending South Bend public schools: \_\_\_\_\_

NOTE: If you are single, please complete the remaining questions solely on behalf of yourself. If you are married, please answer the remaining questions on behalf of yourself, your spouse, and your family.



UNIVERSITY OF NOTRE DAME

63. Use the following responses to indicate whether you have **paid rent** for any of the following in the past year. Please indicate the amount of rent including utilities per month.
- A. House \$ \_\_\_\_\_ per month
  - B. Apartment \$ \_\_\_\_\_ per month
  - C. Boarding situation (subletting a room) \$ \_\_\_\_\_ per month
64. During the past year, how often did you eat out or carry-out at restaurants, diners, etc. *off-campus*?  
\* note totals don't add up
- A. Once a month or less (101)
  - B. 2-3 times a month (210)
  - C. Once a week (261)
  - D. 2-3 times a week (264)
  - E. More than 3 times a week (140)
- + 27 unknown
65. During the past year, how often did you go out for drinks (alcoholic or nonalcoholic)? \*note totals don't add up
- A. Once a month or less (635)
  - B. 2-3 times a month (170)
  - C. Once a week (99)
  - D. 2-3 times a week (24)
  - E. More than 3 times a week (19)
- +30 unknown
66. Please indicate your monthly expenditure for dining out off-campus in St. Joseph County.  
\$104.98
67. During a typical *month* in the past year, how much did you spend at convenience and grocery stores?
- A. Under \$250 (380)
  - B. \$250-\$499 (555)
  - C. \$500-\$999 (277)
  - D. \$1,000 or more (60)
- + 20 unknown
68. During a typical *month* in the past year, how much did you spend on entertainment (movies, videos, theatre)? Please exclude drinking expenditures from your answer.
- A. Under \$25 (474)
  - B. \$25-\$49 (391)
  - C. \$50-\$99 (236)
  - D. \$100-\$199 (116)
  - E. \$200-\$299 (26)
  - F. \$300 or more (27)
- + 24 unknown
69. In what range does your total annual household income fall?
- A. Under \$20,000 (32)
  - B. \$20,000-\$39,999 (260)
  - C. \$40,000-\$59,999 (257)
  - D. \$60,000-\$79,999 (277)
  - E. \$80,000-\$99,999 (173)
  - F. \$100,000 or more (278)
- + 24 unknown



UNIVERSITY OF NOTRE DAME

70. Please indicate the number of out-of-town visitors you had during the past year:

\_\_\_\_\_

71. Please indicate the type of accommodation used by these visitors:

- A. None, they do not stay overnight (141)
- B. My residence or that of family/friends (916)
- C. At the Notre Dame Morris Inn (11)
- D. Hotel or similar accommodation in St. Joseph County (15)
- E. Other accommodation (14)

+ 43 unknown

72. Please indicate how many (total) days your visitors stayed in a local hotel or similar accommodation in St. Joseph County: \_\_\_\_\_ (number of visitors \* average number of days)

---

For the remaining questions, please use a very broad definition of community service and service learning that includes all of the following:

- volunteering at a service agency
- office-organized or job-related service work
- community research conducted for or with an off-campus organization
- informally giving your time to people in need
- ongoing commitments
- one-time activities

73. During the last year how many hours have you volunteered to the following programs?

- A. South Bend public schools: (ave. 3.02)
- B. South Bend Center for the Homeless: (ave. 1.70)
- C. Robinson Community Learning Center: (ave. 1.05)
- D. Logan Center: (ave. 0.27)
- E. Rebuilding Together (formerly Christmas in April): (ave. 0.74)
- F. Other programs in St. Joseph County (e.g., church/parish organizations, youth sport coach, private/parochial schools): (ave. 34.40)

74. If you participate in community service, how many hours each year do you volunteer?

Average 52.36 total annual hours

75. Does your department or office encourage community service?

- A. Yes
- B. No

76. How did your time commitment to community service and service learning compare from the past year to previous years?

- A. Quite a bit more in the past year than before (74)
- B. Somewhat more in the past year than before (114)
- C. About the same in the past year as before (548)
- D. Somewhat less in the past year than before (142)
- G. Quite a bit less in the past year than before (167)

+ 77 unknown



UNIVERSITY OF NOTRE DAME

77. If you did not work for the University of Notre Dame, would you otherwise live in St Joseph County?
- A. Yes (624)
  - B. No (581)
  - C. I don't currently live in St. Joseph County. (83)
- + 30 unknown

*Many Thanks!*

**Appendix B: Notre Dame Visitors**

**Appendix B: Visitor Expenditures, University of Notre Dame, Fiscal Year 2002**

<b>Entity/Type of Event</b>	<b>Total Expenditures per Event Type</b>	<b>Number Of Visitors</b>	<b>Number of Out-of-County Visitors</b>	<b>Total Visitor-Days</b>	<b>Out-of-County Visitor-Days</b>
<b>Athletics/Joyce Center</b>					
Football fans - 6 games x 32,500	\$ 38,025,000	195,000	195,000	390,000	390,000
Football game media - NBC	\$ 176,600	654	654	1,308	1,308
Other football sportswriters	\$ 814,100	4,500	3,015	9,000	6,030
Football visiting teams and bands	\$ 263,300	2,700	2,700	2,700	2,700
Other tailgaters	\$ 7,020,000	120,000	36,000	240,000	72,000
Spring football practice media	\$ 3,900	20	20	40	40
Sports Recruits	\$ 21,700	150	150	300	300
Basketball fans	\$ 1,507,800	177,915	17,792	177,915	17,792
Basketball game media	\$ 29,300	150	150	300	300
Basketball visiting teams	\$ 39,000	400	400	800	800
Sports camps	\$ 387,000	8,600	7,740	43,000	38,700
Football coaches' clinic	\$ 148,500	550	550	1,100	1,100
Men's basketball camp coaches	\$ 10,100	5	5	75	75
Soccer camp coaches	\$ 10,100	5	5	75	75
Joyce Center events					
Blue Chip basketball	\$ 58,500	300	200	900	600
American Youth on Parade	\$ 3,307,500	4,500	4,500	27,000	27,000
Irish Youth Hockey League	\$ 63,000	400	400	800	800
Concerts/Globetrotters	\$ 39,600	120	120	360	360
Cavalcade of Wheels	\$ 120,000	12,500	200	62,500	1,000
Midwest fencing championship	\$ 27,000	100	100	200	200
Dance sport competition	\$ 108,000	800	800	800	800
Medjugorje Conference	\$ 1,075,500	4,000	3,600	12,000	10,800
<b>Center for Continuing Education</b>					
Staying in Morris Inn	\$ 684,700	6,062	6,062	9,092	6,360
Staying in other hotels	\$ 248,600	1,965	1,965	2,948	2,060
Staying in Residence Halls	\$ 385,100	6,083	6,083	9,124	6,080

---

**Appendix B: Visitor Expenditures, University of Notre Dame, Fiscal Year 2002 (Continued)**


---

<b>Entity/Type of Event</b>	<b>Total Expenditures per Event Type</b>	<b>Number of Visitors</b>	<b>Number of Out-of-County Visitors</b>	<b>Total Visitor-Days</b>	<b>Out-of-County Visitor-Days</b>
<b>Alumni Association</b>					
Reunions -- staying in hotels	\$ 29,900	200	190	400	380
Reunions -- staying in Residence Halls	\$ 397,700	3,458	3,458	6,916	6,916
<b>Continuing Education</b>					
ElderHostel	\$ 10,500	70	70	700	700
Excellence in Teaching	\$ 39,300	149	119	447	357
7 Habits of Highly Effective People	\$ 7,600	23	23	69	69
7 Habits of Highly Effective Teenagers	\$ 10,000	92	74	92	74
Medical Ethics Conference	\$ 28,100	104	104	208	208
Family Volunteer Camps	\$ 1,200	20	20	80	80
<b>Basilica of the Sacred Heart</b>	<b>\$ 14,040,000</b>	<b>208,000</b>	<b>208,000</b>	<b>208,000</b>	<b>208,000</b>
<b>Mendoza College of Business</b>					
Executive MBA Program	\$ 781,200	105	105	10,080	10,080
Ernst & Young Master in Accountancy	\$ 192,000	160	160	12,800	12,800
Non-degree programs	\$ 324,000	800	800	2,400	2,400
<b>Law School</b>					
Legislating Corporate Ethics	\$ 700	5	5	5	5
<b>Students</b>	<b>\$ 7,698,900</b>	<b>60,178</b>	<b>60,178</b>	<b>120,356</b>	<b>120,356</b>
<b>Faculty</b>	<b>\$ 9,359,400</b>	<b>66,295</b>	<b>66,295</b>	<b>265,180</b>	<b>265,180</b>
<b>Commencement</b>	<b>\$ 1,690,800</b>	<b>11,928</b>	<b>10,735</b>	<b>23,856</b>	<b>21,470</b>
<b>Orientation</b>	<b>\$ 577,200</b>	<b>4,072</b>	<b>3,665</b>	<b>8,144</b>	<b>7,330</b>
<b>College Visits</b>	<b>\$ 877,500</b>	<b>10,000</b>	<b>9,000</b>	<b>10,000</b>	<b>9,000</b>
<b>Morris Inn (Non-CCE)</b>	<b>\$ 497,900</b>	<b>7,230</b>	<b>7,230</b>	<b>10,845</b>	<b>10,845</b>
<b>Summer Events in Residence Halls</b>	<b>\$ 665,900</b>	<b>8,879</b>	<b>8,879</b>	<b>44,395</b>	<b>44,395</b>
<b>Fatima Retreat Center</b>	<b>\$ 329,500</b>	<b>5,492</b>	<b>5,492</b>	<b>5,492</b>	<b>5,492</b>
<b>Total</b>	<b>\$ 92,133,200</b>	<b>934,738</b>	<b>672,812</b>	<b>1,722,802</b>	<b>1,313,417</b>

Source: University of Notre Dame; BAE, 2003.



*Appendix C: Economic Multipliers*

**Appendix C-1: Derivation of Student Expenditure Multipliers for St. Joseph County**

	Percent of Students	Expenditures	Percent of Total Expenditures	Multipliers	
				Income	Employment
<b>Undergraduates</b>	74%				
Living in Residence Halls		Retail	50%	1.6364	22.4
		Dining out	10%	1.6820	31.6
		Service	30%	1.7856	35.2
		Transportation	10%	1.7664	14.6
	80%	<b>Blended Multipliers</b>	100%	<b>1.6987</b>	<b>26.4</b>
Living in other University-owned housing		Retail	53%	1.6364	22.4
		Dining out	32%	1.6820	31.6
		Service	11%	1.7856	35.2
		Transportation	4%	1.7664	14.6
	0%	<b>Blended Multipliers</b>	100%	<b>1.6726</b>	<b>26.4</b>
Living in private housing		Real estate	40%	1.2401	3.3
		Retail	32%	1.6364	22.4
		Dining out	19%	1.6820	31.6
		Service	6%	1.7856	35.2
		Transportation	3%	1.7664	14.6
	20%	<b>Blended Multipliers</b>	100%	<b>1.4994</b>	<b>17.0</b>
<b>Graduate Students</b>	26%				
Living in other University-owned housing		Retail	53%	1.6364	22.4
		Dining out	32%	1.6820	31.6
		Service	11%	1.7856	35.2
		Transportation	4%	1.7664	14.6
	20%	<b>Blended Multipliers</b>	100%	<b>1.6726</b>	<b>26.4</b>
Living in private housing		Real estate	51%	1.2401	3.3
		Retail	26%	1.6364	22.4
		Dining out	16%	1.6820	31.6
		Service	5%	1.7856	35.2
		Transportation	2%	1.7664	14.6
	80%	<b>Blended Multipliers</b>	100%	<b>1.4516</b>	<b>14.6</b>
<b>All Students</b>		<b>Blended Multipliers</b>		<b>1.6167</b>	<b>22.6</b>

Sources: U.S. Bureau of Economic Analysis; student survey; BAE, 2003.

---

**Appendix C-2: Derivation of Visitor Expenditure Multipliers, St. Joseph County**

---

<b>Expenditures</b>	<b>Percent of Total Expenditures</b>	<b>Multipliers</b>	
		<b>Income</b>	<b>Employment</b>
Hotels	52%	1.6797	22.9
Dining Out	31%	1.6820	31.6
Other	17%	1.6364	22.4
<b>Blended Multipliers</b>	100%	<b>1.6731</b>	<b>25.5</b>

---

Sources: U.S. Bureau of Economic Analysis; International Association of Convention and Visitors Bureaus; BAE, 2003.