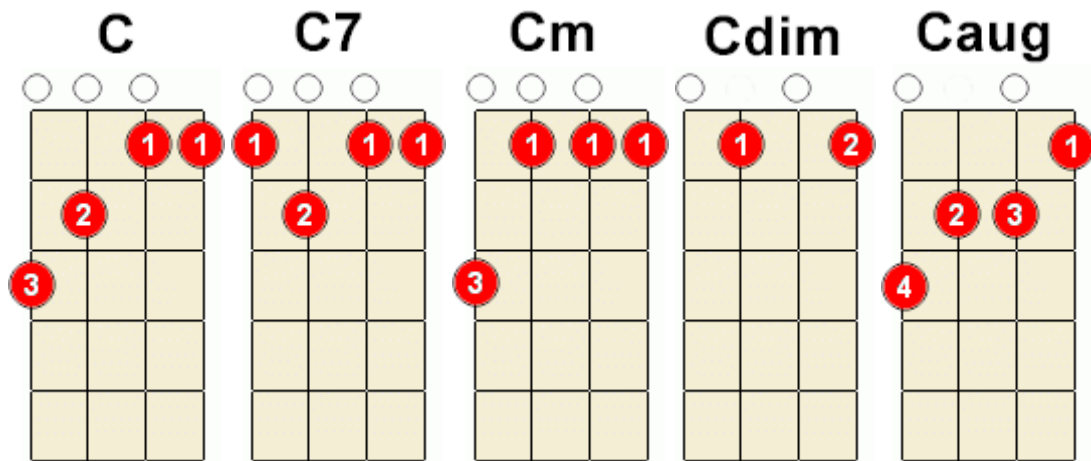


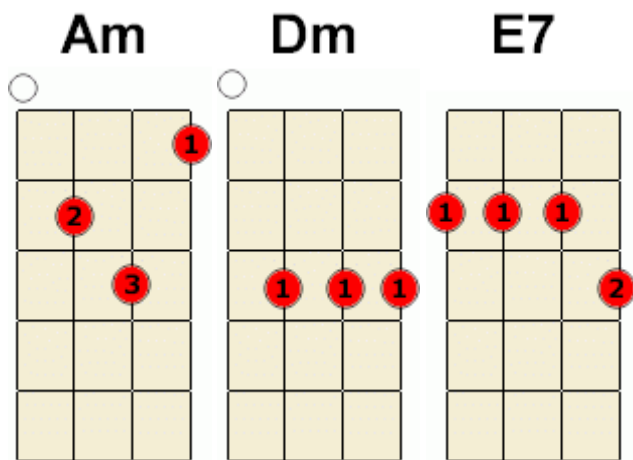
SHEET MUSIC DIGITAL

UKULELE CHORD BOOK – A-D-F#-B TUNING

MAJOR KEY - C

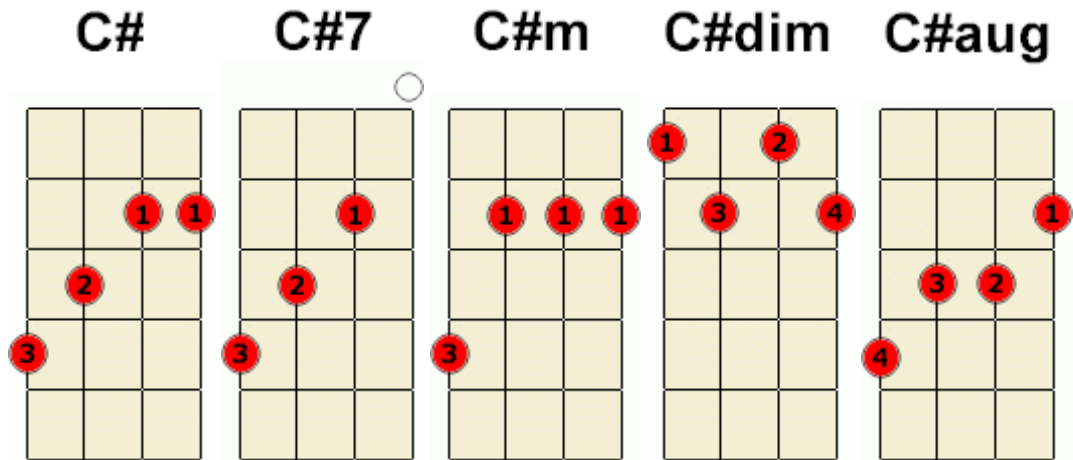


RELATIVE MINOR

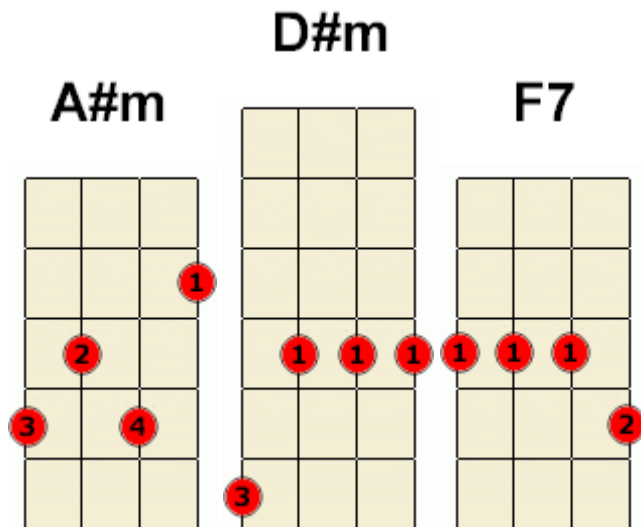


UKULELE CHORD BOOK – A-D-F#-B TUNING

MAJOR KEY – D \flat or C \sharp

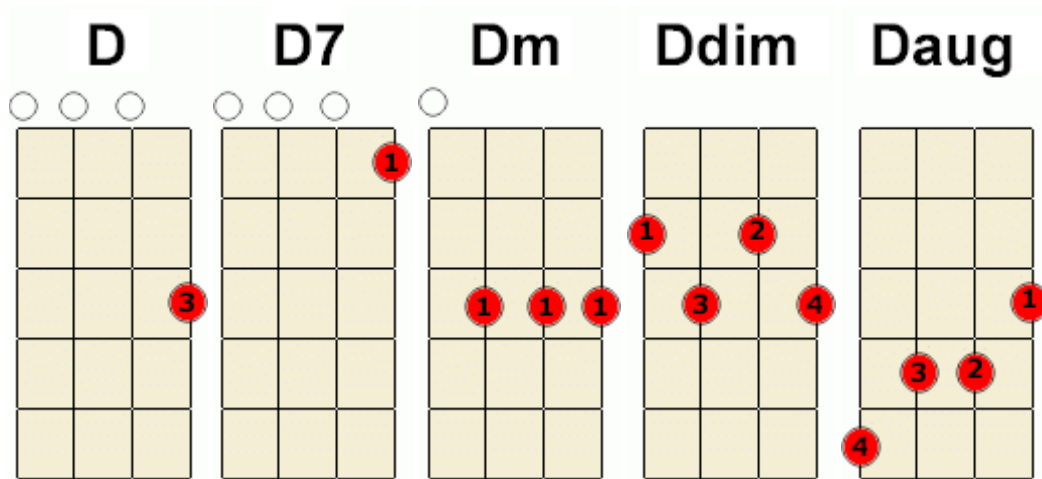


RELATIVE MINOR

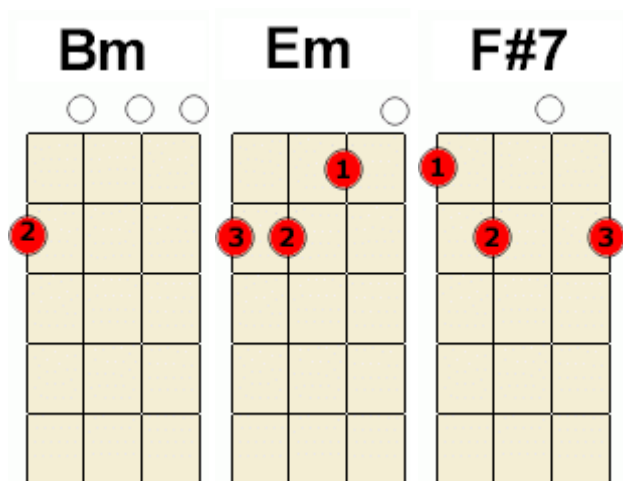


UKULELE CHORD BOOK – A-D-F#-B TUNING

MAJOR KEY - D

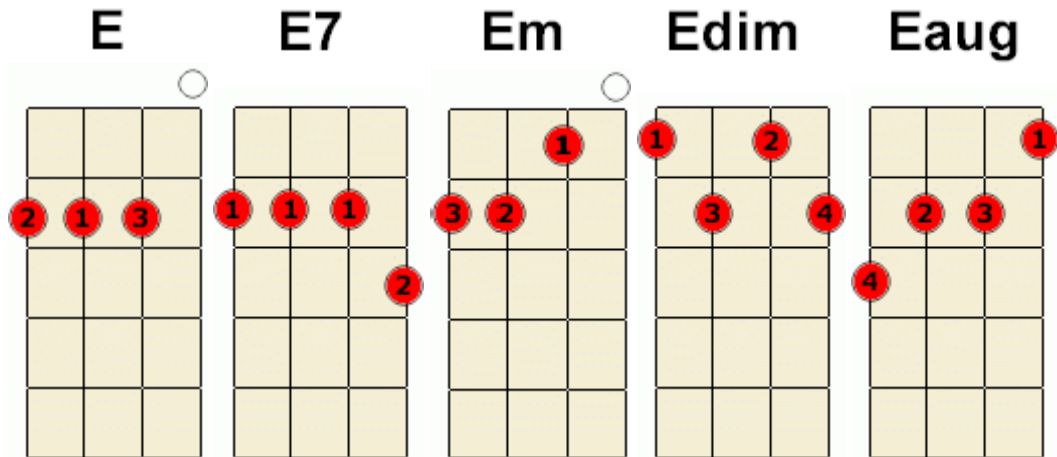


RELATIVE MINOR

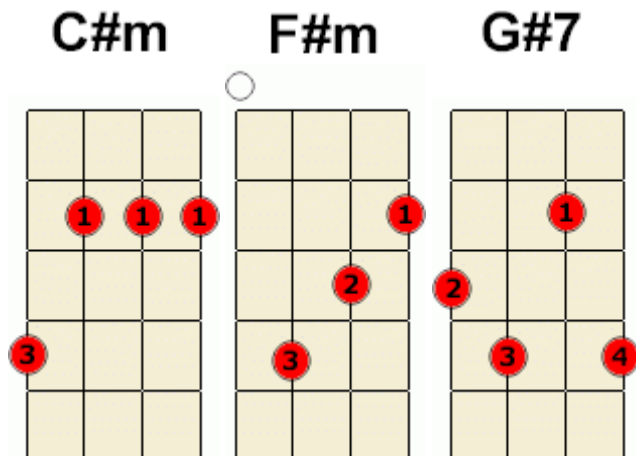


UKULELE CHORD BOOK – A-D-F#-B TUNING

MAJOR KEY - E



RELATIVE MINOR



UKULELE CHORD BOOK – A-D-F#-B TUNING

MAJOR KEY – D# or E♭

Ukulele chord diagrams for the major key of D# (or E♭) in A-D-F#-B tuning. Each diagram shows a 4-string ukulele fretboard with fingerings indicated by red circles with numbers. Open strings are indicated by white circles.

- D#**: Fingering 1-1-1-4. The 4th string is open.
- D#7**: Fingering 1-1-1-2. The 4th string is open.
- D#m**: Fingering 3-1-1-1. The 4th string is open.
- D#dim**: Fingering 1-2. The 1st and 4th strings are open.
- D#aug**: Fingering 1-2-3. The 4th string is open.

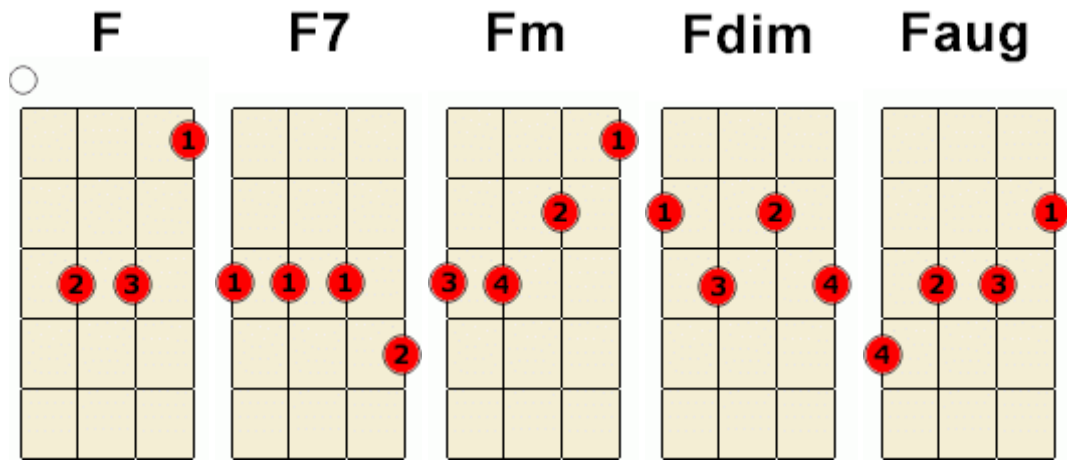
RELATIVE MINOR

Ukulele chord diagrams for the relative minor key of C (or D) in A-D-F#-B tuning. Each diagram shows a 4-string ukulele fretboard with fingerings indicated by red circles with numbers. Open strings are indicated by white circles.

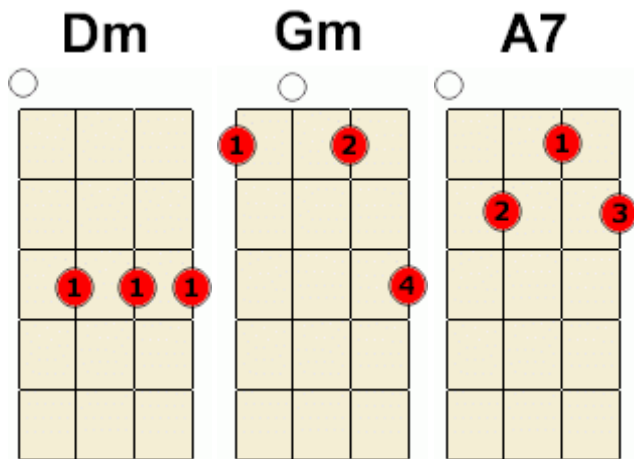
- Cm**: Fingering 1-1-1-3. The 4th string is open.
- Fm**: Fingering 1-2-3-4. The 4th string is open.
- G7**: Fingering 1-2-3. The 4th string is open.

UKULELE CHORD BOOK – A-D-F#-B TUNING

MAJOR KEY - F

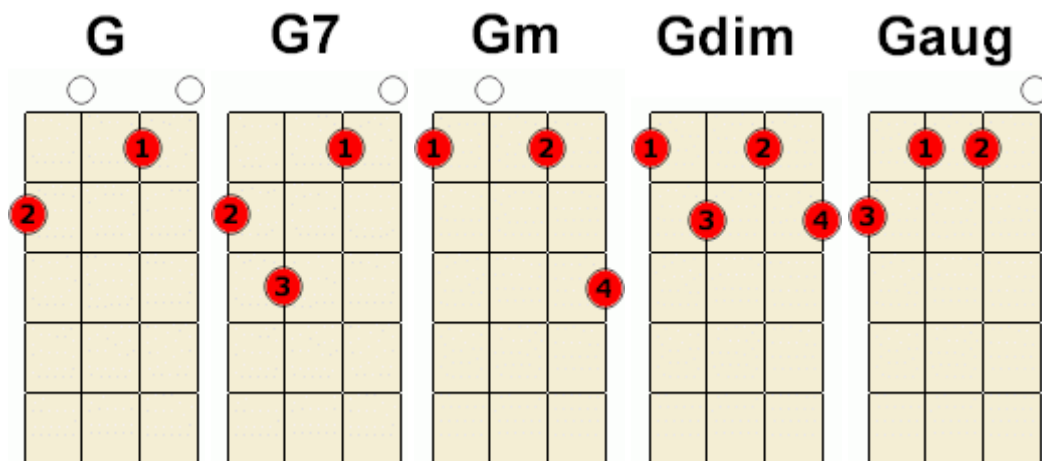


RELATIVE MINOR

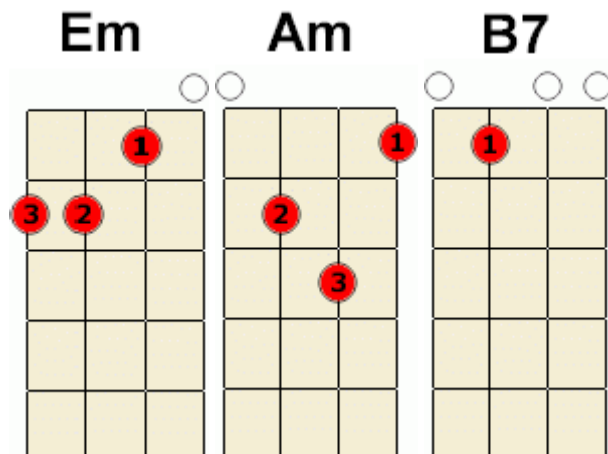


UKULELE CHORD BOOK – A-D-F#-B TUNING

MAJOR KEY - G

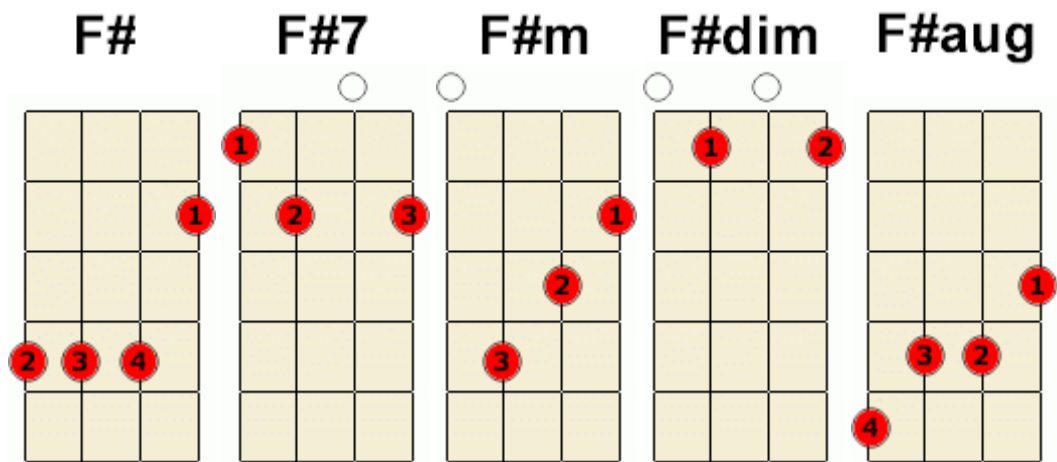


RELATIVE MINOR

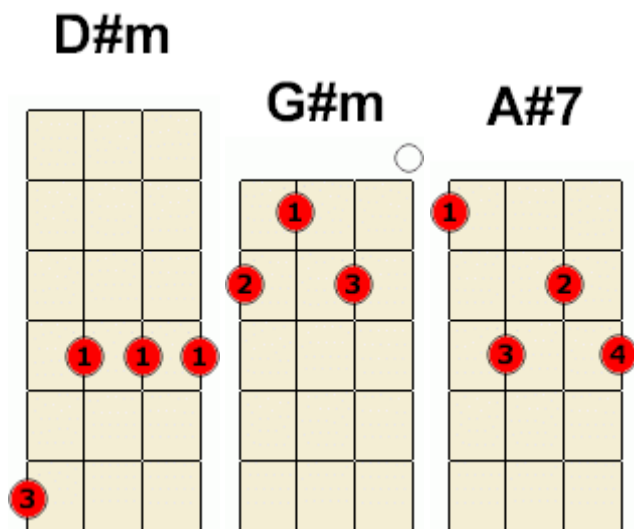


UKULELE CHORD BOOK – A-D-F#-B TUNING

MAJOR KEY – F# or G \flat

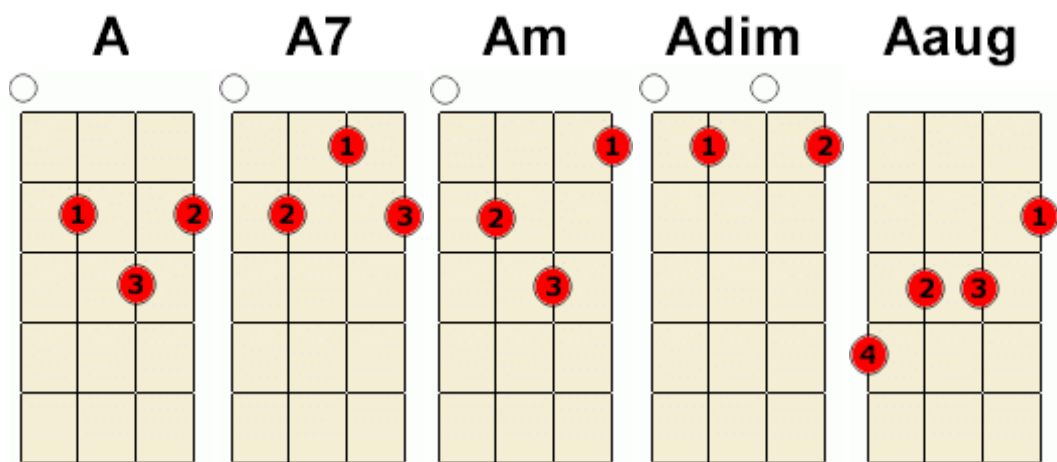


RELATIVE MINOR

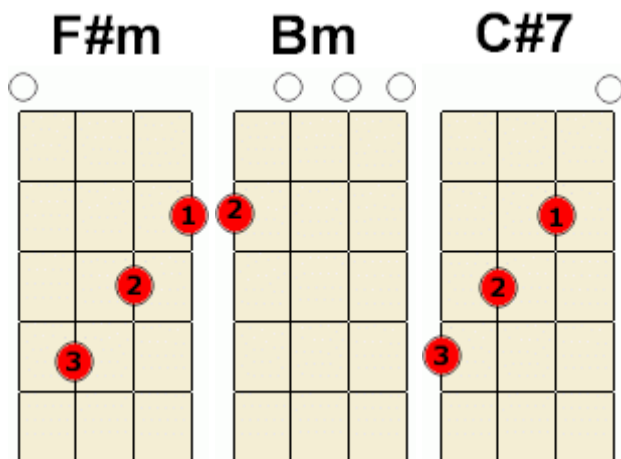


UKULELE CHORD BOOK – A-D-F#-B TUNING

MAJOR KEY - A



RELATIVE MINOR



UKULELE CHORD BOOK – A-D-F#-B TUNING

MAJOR KEY – G# or A \flat

G# **G#7** **G#m** **G#dim** **G#aug**

The diagrams show the following fingerings:

- G#:** 1st string (top) 1, 2nd string 2, 3rd string 3, 4th string (bottom) 1.
- G#7:** 2nd string 1, 3rd string 2, 4th string 3.
- G#m:** 1st string 1, 2nd string 2, 3rd string 3.
- G#dim:** 1st string 1, 2nd string 2, 3rd string 3, 4th string 4.
- G#aug:** 1st string 1, 2nd string 3, 3rd string 2, 4th string 4.

RELATIVE MINOR

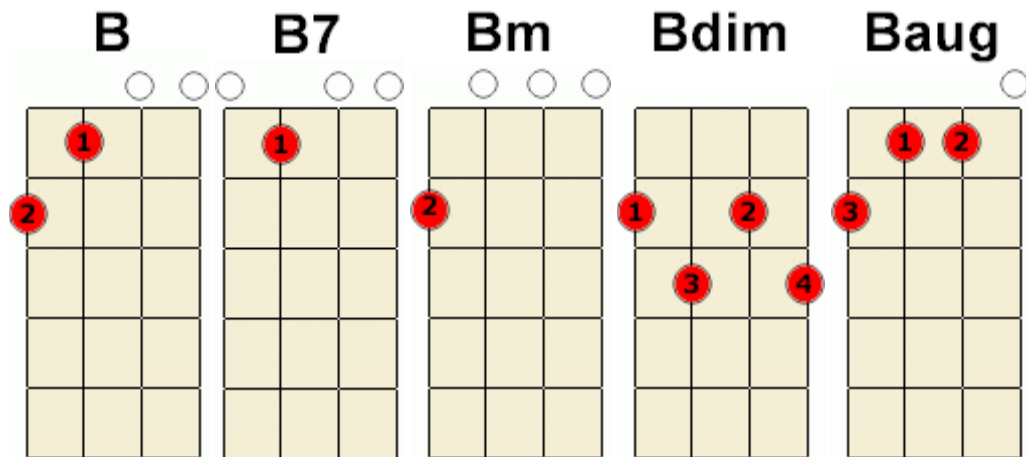
Fm **B \flat m** **C7**

The diagrams show the following fingerings:

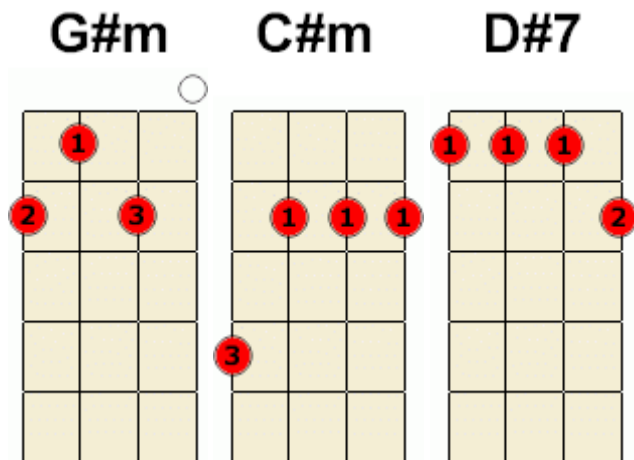
- Fm:** 1st string 1, 2nd string 2, 3rd string 3, 4th string 4.
- B \flat m:** 1st string 1, 2nd string 2, 3rd string 3, 4th string 4.
- C7:** 1st string 1, 2nd string 1, 3rd string 2, 4th string 1.

UKULELE CHORD BOOK – A-D-F#-B TUNING

MAJOR KEY - B

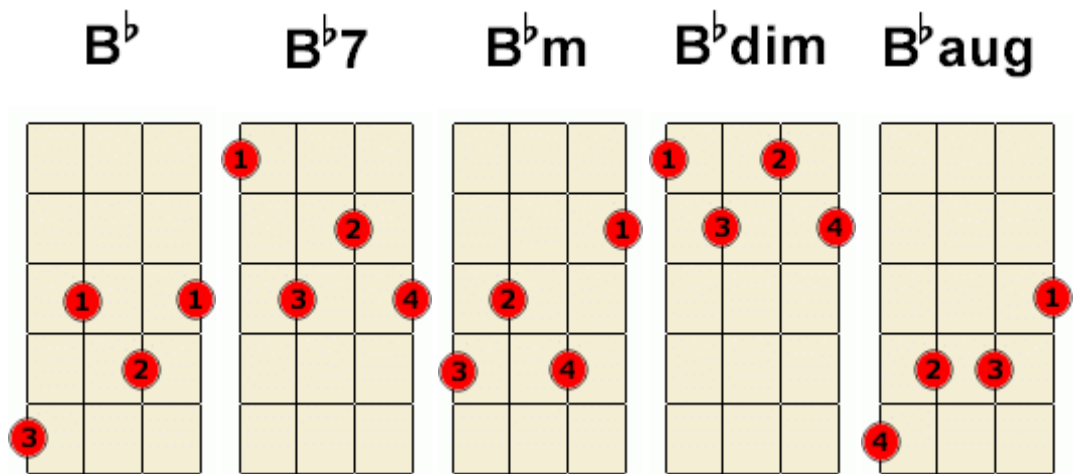


RELATIVE MINOR



UKULELE CHORD BOOK – A-D-F#-B TUNING

MAJOR KEY - B \flat



RELATIVE MINOR

