

Initial Consonant Blends

Rule

Initial consonant blends are two consonants that blend together to make one sound at the beginning of a word. eg. **bl**end

Students do not usually have much difficulty with these because, if they say each sound aloud and then blend them together, they arrive at the consonant blend - there are always some exceptions!

Although most dyslexics do not find the initial blends problematic, there are certain blends that need special attention.

Some students will have been incorrectly taught that 'r' says 'er'. So when they read sounds like 'br' they say 'ber' or read 'tr' as 'ter'. It is better to say 'r' as in 'rug' or 'run'. If they have been incorrectly taught they will need quite a lot of practice to break this bad habit.











Activity

Make initial consonant blend flash cards out of the picture worksheet on the next pages. The student can tick off each blend they can read in the box underneath.

BLEND	TICK	BLEND	TICK	BLEND	TICK
st		bl		br	
sp		cl		cr	
sn		fl		dr	
sm		gl		fr	
sw		pl		gr	
sk		sl		pr	
sc		tw		tr	

*'dw' has been omitted because it is rarely used. It can be taught later.

Initial Blends Flashcards

<p>FRONT</p> <p>st</p>	<p>BACK</p>  <p>stop</p>	<p>FRONT</p> <p>sp</p>	<p>BACK</p>  <p>spot</p>
<p>sn</p>	 <p>snap</p>	<p>sm</p>	 <p>smash</p>
<p>sw</p>	 <p>swim</p>	<p>sk</p>	 <p>skip</p>
<p>bl</p>	 <p>black</p>	<p>cl</p>	 <p>clip</p>
<p>fl</p>	 <p>flag</p>	<p>gl</p>	 <p>glass</p>

Initial Blends

Fill in one of these blends to make a word.

br

tr

fr

dr

pr

cr

gr



____og



____ap




____ip



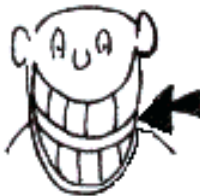
____an




____ush



____am



____in



____ip




____ab

Initial Blends

Read and draw

S tan will s tep on the s tick.	
You will s pill the cup if you s pin.	
Did you s nap his s nack into bits?	
G ran has got a pet f rog in the bed.	
If I s wim I s well up.	
Do not s kid as you s kip.	
The bad t wins hit his d rum.	

Nessy Board Game (Initial Blends)



Board Game Sound cards



fl	sp	cr	gr	sk
cr	br	sk	cl	sp
sk	fr	fl	sm	gl
gr	dr	fr	sl	cr
sm	cl	dr	pr	sl

To Play - cut out the sound cards, shuffle and place in a pile. Now take turns to pick a card. Read the sound aloud. You now have 10 seconds to find a picture that makes the sound on your card. Put your card on the matching picture. Keep going until there is one picture space left to make up a column or row. Put a small sweet on the picture space. The next person who puts a matching sound card on the picture with a sweet can eat it!

**For more
activities,
worksheets
and games
join Nessy.**

