


Ref:EA 0789N

Reply to: RJ Cockerill, A6.1, AWE(A)
Direct Dial: 0118 9827497
Direct Fax: 0118 9825796

RICC Ref: EA 0789N
Your Ref:



Aldermaston • Reading
Berkshire • RG7 4PR
Tel (0118) 981 4111 Fax (0118) 981 5320

Date: 29th July 2003

Mr Darren Baker
Environment Agency
ISIS House
Howbery park
Wallingford
Oxon
OX10 8BD

Dr Richard Burt
Head of Radiological Protection and Research Management Division
Food Standards Agency
Room 721.
Aviation House
125 Kingsway
London
WC2 6NH

ATMOSPHERIC DISCHARGES FROM AWE ALDERMASTON

MONTHLY SUMMARY REPORT FOR JUNE 2003


The attached report summarises the radioactive material discharged to the atmosphere by AWE plc at the Aldermaston site during the aforesaid month.

References to Schedules within this report refer to the Schedules detailed in the Certificate of Authorisation (Reference BB0523).




INVESTOR IN PEOPLE

AWE is the trading name of AWE plc
Registered in England and Wales • Registration no. 02763902
Registered office: Aldermaston • Reading • RG7 4PR

 © Secretary of State for Defence

Yours faithfully,



Mr Rupert Cockerill
Group leader DRMS

Distribution:

MOD Compliance D(Nuc)C
Mr A Gorringe
Building F6.1
AWE(A)

Licensing & Regulatory Issues
Mr A Slade (via RICC)
Building A85.1
AWE(A)

Assurance
Mr George Wall
Building A85.1
AWE(A)

SCHEDULE 3**TABLE 2a****Gaseous discharge outlets from buildings A and B and C and D and E and F in total**

Radionuclide	Annual Discharge Limit	Quarterly Notification Level	Reported Discharge in Month	Percentage of Annual Limit discharged in month	Rolling 12 Month Total Discharge
Alpha emitters	175 kBq	35 kBq	4.42 kBq	2.52	65.93 kBq
Plutonium – 241	700 kBq	140 kBq	17.67 kBq	2.52	263.71 kBq
Tritium	15 TBq	3 TBq	0.15 TBq	0.97	0.60 TBq
Other beta and gamma emitters	2 MBq	400 kBq	3.54 kBq	0.18	18.99 kBq

TABLE 2b

	Discharges for the Rolling Quarter Under Report			Rolling 3 month Percentage of Quarterly Notification Level
	April 2003	May 2003	June 2003	
Alpha emitters	3.40 kBq	1.89 kBq	4.42 kBq	27.75
Plutonium – 241	13.62 kBq	7.56 kBq	17.67 kBq	27.75
Tritium	0.11 TBq	0.11 TBq	0.15 TBq	12.22
Other beta and gamma emitters	5.75 kBq	2.70 kBq	3.54 kBq	3.00

TABLE 3a**Gaseous discharge outlets from buildings G in total**

Radionuclide	Annual Discharge Limit	Quarterly Notification Level	Reported Discharge in Month	Percentage of Annual Limit discharged in month	Rolling 12 Month Total Discharge
Alpha emitters	50 kBq	10 kBq	1.08 kBq	2.17	15.98 kBq
Plutonium – 241	200 kBq	40 kBq	3.53 kBq	1.76	24.61 kBq

TABLE 3b

Radionuclide	Discharges for the Rolling Quarter Under Report			Rolling 3 month Percentage of Quarterly Notification Level
	April 2003	May 2003	June 2003	
Alpha emitters	1.61 kBq	1.04 kBq	1.08 kBq	37.34
Plutonium – 241	4.73 kBq	1.72 kBq	3.53 kBq	24.95

TABLE 4a**Gaseous discharge outlets from building H in total**

Radionuclide	Annual Discharge Limit	Quarterly Notification Level	Reported Discharge in Month	Percentage of Annual Limit discharged in month	Rolling 12 Month Total Discharge
Tritium	120 TBq	24 TBq	0.35 TBq	0.29	16.84 TBq

TABLE 4b

	Discharges for the Rolling Quarter Under Report			Rolling 3 month Percentage of Quarterly Notification Level
	April 2003	May 2003	June 2003	
Tritium	0.60 TBq	0.48 TBq	0.35 TBq	5.92

TABLE 5a**Gaseous discharge outlets from buildings I and J and K in total**

Radionuclide	Annual Discharge Limit	Quarterly Notification Level	Reported Discharge in Month	Percentage of Annual Limit discharged in month	Rolling 12 Month Total Discharge
Alpha emitters	20 kBq	4 kBq	0.12 kBq	0.62	2.27 kBq
Krypton - 85	200 GBq	40 GBq	0.00 GBq	0.00	3.72 GBq

TABLE 5b

	Discharges for the Rolling Quarter Under Report			Rolling 3 month Percentage of Quarterly Notification Level
	April 2003	May 2003	June 2003	
Alpha emitters	0.10 kBq	0.14 kBq	0.12 kBq	9.15
Krypton - 85	0.00 GBq	1.85 GBq	0.00 GBq	4.63

TABLE 6a**Gaseous discharge outlets from buildings L and M in total**

Radionuclide	Annual Discharge Limit	Quarterly Notification Level	Reported Discharge in Month	Percentage of Annual Limit discharged in month	Rolling 12 Month Total Discharge
Tritium	25 TBq	5 TBq	0.06 TBq	0.25	0.64 TBq

TABLE 6b

	Discharges for the Rolling Quarter Under Report			Rolling 3 month Percentage of Quarterly Notification Level
	April 2003	May 2003	June 2003	
Tritium	0.07 TBq	0.07 TBq	0.06 TBq	4.13

TABLE 7a**Gaseous discharge outlets from buildings N and O in total**

Radionuclide	Annual Discharge Limit	Quarterly Notification Level	Reported Discharge in Month	Percentage of Annual Limit discharged in month	Rolling 12 Month Total Discharge
Alpha emitters	50 kBq	10 kBq	0.45 kBq	0.90	4.07 kBq
Plutonium – 241	200 kBq	40 kBq	1.80 kBq	0.90	16.29 kBq

TABLE 7b

	Discharges for the Rolling Quarter Under Report			Rolling 3 month Percentage of Quarterly Notification Level
	April 2003	May 2003	June 2003	
Alpha emitters	0.46 kBq	0.31 kBq	0.45 kBq	12.19
Plutonium – 241	1.85 kBq	1.23 kBq	1.80 kBq	12.19

TABLE 8a**Gaseous discharge outlets from building P in total**

Radionuclide	Annual Discharge Limit	Quarterly Notification Level	Reported Discharge in Month	Percentage of Annual Limit discharged in month	Rolling 12 Month Total Discharge
Alpha emitters	10 kBq	2 kBq	0.16 kBq	1.59	0.94 kBq

TABLE 8b

	Discharges for the Rolling Quarter Under Report			Rolling 3 month Percentage of Quarterly Notification Level
	April 2003	May 2003	June 2003	
Alpha emitters	0.16 kBq	0.09 kBq	0.16 kBq	20.36

TABLE 9a**Gaseous discharge outlets from building Q in total**

Radionuclide	Annual Discharge Limit	Quarterly Notification Level	Reported Discharge in Month	Percentage of Annual Limit discharged in month	Rolling 12 Month Total Discharge
Krypton - 85	800 GBq	160 GBq	0.00 GBq	0.00	0.00 GBq

TABLE 9b

	Discharges for the Rolling Quarter Under Report			Rolling 3 month Percentage of Quarterly Notification Level
	April 2003	May 2003	June 2003	
Krypton - 85	0.00 GBq	0.00 GBq	0.00 GBq	0.00

TABLE 10a**Minor gaseous discharge outlets from all other buildings on the Aldermaston site approved by the Agency in total**

Radionuclide	Annual Discharge Limit	Quarterly Notification Level	Reported Discharge in Month	Percentage of Annual Limit discharged in month	Rolling 12 Month Total Discharge
Alpha emitters	145 kBq	29 kBq	1.86 kBq	1.29	22.74 kBq
Plutonium – 241	580 kBq	116 kBq	6.30 kBq	1.09	76.71 kBq
Tritium	10 TBq	2 TBq	0.00 TBq	0.03	0.08 TBq
Other beta and gamma emitters	3 MBq	600 kBq	4.60 kBq	0.15	77.72 kBq

TABLE 10b

	Discharges for the Rolling Quarter Under Report			Rolling 3 month Percentage of Quarterly Notification Level
	April 2003	May 2003	June 2003	
Alpha emitters	2.48 kBq	1.61 kBq	1.86 kBq	20.54
Plutonium – 241	8.45 kBq	5.04 kBq	6.30 kBq	17.06
Tritium	0.00 TBq	0.00 TBq	0.00 TBq	0.46
Other beta and gamma emitters	9.44 kBq	5.09 kBq	4.60 kBq	3.19