


Ref:EA 0777N

Reply to: RJ Cockerill, A6.1, AWE(A)  
Direct Dial: 0118 9827497  
Direct Fax: 0118 9825796

RICC Ref: EA 0777N  
Your Ref:



Aldermaston • Reading  
Berkshire • RG7 4PR  
Tel (0118) 981 4111 Fax (0118) 981 5320

Date: 30<sup>th</sup> June 2003

Mr Darren Baker  
Environment Agency  
ISIS House  
Howbery park  
Wallingford  
Oxon  
OX10 8BD

Dr Richard Burt  
Head of Radiological Protection and Research Management Division  
Food Standards Agency  
Room 721.  
Aviation House  
125 Kingsway  
London  
WC2 6NH

## **ATMOSPHERIC DISCHARGES FROM AWE ALDERMASTON**

### **MONTHLY SUMMARY REPORT FOR MAY 2003**


The attached report summarises the radioactive material discharged to the atmosphere by AWE plc at the Aldermaston site during the aforesaid month.

References to Schedules within this report refer to the Schedules detailed in the Certificate of Authorisation ( Reference BB0523 ).




INVESTOR IN PEOPLE

AWE is the trading name of AWE plc  
Registered in England and Wales • Registration no. 02763902  
Registered office: Aldermaston • Reading • RG7 4PR

 © Secretary of State for Defence

Yours faithfully,

A handwritten signature in black ink, appearing to read 'Rupert Cockerill', written over a large, stylized checkmark.

Mr Rupert Cockerill  
Group leader DRMS

**Distribution:**

MOD Compliance D(Nuc)C  
Mr A Gorringe  
Building F6.1  
AWE(A)

Licensing & Regulatory Issues  
Mr A Slade (via RICC)  
Building A85.1  
AWE(A)

Assurance  
Mr George Wall  
Building A85.1  
AWE(A)

**SCHEDULE 3****TABLE 2a****Gaseous discharge outlets from buildings A and B and C and D and E and F in total**

Radionuclide	Annual Discharge Limit	Quarterly Notification Level	Reported Discharge in Month	Percentage of Annual Limit discharged in month	Rolling 12 Month Total Discharge
Alpha emitters	175 kBq	35 kBq	1.89 kBq	1.08	63.98 kBq
Plutonium – 241	700 kBq	140 kBq	7.56 kBq	1.08	255.93 kBq
Tritium	15 TBq	3 TBq	0.11 TBq	0.73	0.48 TBq
Other beta and gamma emitters	2 MBq	400 kBq	2.70 kBq	0.14	15.58 kBq

**TABLE 2b**

	Discharges for the Rolling Quarter Under Report			Rolling 3 month Percentage of Quarterly Notification Level
	March 2003	April 2003	May 2003	
Alpha emitters	3.77 kBq	3.40 kBq	1.89 kBq	25.89
Plutonium – 241	15.06 kBq	13.62 kBq	7.56 kBq	25.89
Tritium	0.03 TBq	0.11 TBq	0.11 TBq	8.30
Other beta and gamma emitters	5.88 kBq	5.75 kBq	2.70 kBq	3.58

**TABLE 3a****Gaseous discharge outlets from buildings G in total**

Radionuclide	Annual Discharge Limit	Quarterly Notification Level	Reported Discharge in Month	Percentage of Annual Limit discharged in month	Rolling 12 Month Total Discharge
Alpha emitters	50 kBq	10 kBq	1.04 kBq	2.07	16.03 kBq
Plutonium – 241	200 kBq	40 kBq	1.72 kBq	0.86	21.94 kBq

**TABLE 3b**

Radionuclide	Discharges for the Rolling Quarter Under Report			Rolling 3 month Percentage of Quarterly Notification Level
	March 2003	April 2003	May 2003	
Alpha emitters	2.14 kBq	1.61 kBq	1.04 kBq	47.94
Plutonium – 241	7.44 kBq	4.73 kBq	1.72 kBq	34.74

**TABLE 4a****Gaseous discharge outlets from building H in total**

Radionuclide	Annual Discharge Limit	Quarterly Notification Level	Reported Discharge in Month	Percentage of Annual Limit discharged in month	Rolling 12 Month Total Discharge
Tritium	120 TBq	24 TBq	0.48 TBq	0.40	17.14 TBq

**TABLE 4b**

	Discharges for the Rolling Quarter Under Report			Rolling 3 month Percentage of Quarterly Notification Level
	March 2003	April 2003	May 2003	
Tritium	1.60 TBq	0.60 TBq	0.48 TBq	11.17

**TABLE 5a****Gaseous discharge outlets from buildings I and J and K in total**

Radionuclide	Annual Discharge Limit	Quarterly Notification Level	Reported Discharge in Month	Percentage of Annual Limit discharged in month	Rolling 12 Month Total Discharge
Alpha emitters	20 kBq	4 kBq	0.14 kBq	0.72	2.44 kBq
Krypton - 85	200 GBq	40 GBq	1.85 GBq	0.92	3.72 GBq

**TABLE 5b**

	Discharges for the Rolling Quarter Under Report			Rolling 3 month Percentage of Quarterly Notification Level
	March 2003	April 2003	May 2003	
Alpha emitters	0.14 kBq	0.10 kBq	0.14 kBq	9.62
Krypton - 85	1.87 GBq	0.00 GBq	1.85 GBq	9.30

**TABLE 6a****Gaseous discharge outlets from buildings L and M in total**

Radionuclide	Annual Discharge Limit	Quarterly Notification Level	Reported Discharge in Month	Percentage of Annual Limit discharged in month	Rolling 12 Month Total Discharge
Tritium	25 TBq	5 TBq	0.07 TBq	0.27	0.60 TBq

**TABLE 6b**

	Discharges for the Rolling Quarter Under Report			Rolling 3 month Percentage of Quarterly Notification Level
	March 2003	April 2003	May 2003	
Tritium	0.06 TBq	0.07 TBq	0.07 TBq	4.11

**TABLE 7a****Gaseous discharge outlets from buildings N and O in total**

Radionuclide	Annual Discharge Limit	Quarterly Notification Level	Reported Discharge in Month	Percentage of Annual Limit discharged in month	Rolling 12 Month Total Discharge
Alpha emitters	50 kBq	10 kBq	0.31 kBq	0.62	3.94 kBq
Plutonium – 241	200 kBq	40 kBq	1.23 kBq	0.62	15.77 kBq

**TABLE 7b**

	Discharges for the Rolling Quarter Under Report			Rolling 3 month Percentage of Quarterly Notification Level
	March 2003	April 2003	May 2003	
Alpha emitters	0.29 kBq	0.46 kBq	0.31 kBq	10.63
Plutonium – 241	1.17 kBq	1.85 kBq	1.23 kBq	10.63

**TABLE 8a****Gaseous discharge outlets from building P in total**

Radionuclide	Annual Discharge Limit	Quarterly Notification Level	Reported Discharge in Month	Percentage of Annual Limit discharged in month	Rolling 12 Month Total Discharge
Alpha emitters	10 kBq	2 kBq	0.09 kBq	0.91	0.96 kBq

**TABLE 8b**

	Discharges for the Rolling Quarter Under Report			Rolling 3 month Percentage of Quarterly Notification Level
	March 2003	April 2003	May 2003	
Alpha emitters	0.01 kBq	0.16 kBq	0.09 kBq	12.73

**TABLE 9a****Gaseous discharge outlets from building Q in total**

Radionuclide	Annual Discharge Limit	Quarterly Notification Level	Reported Discharge in Month	Percentage of Annual Limit discharged in month	Rolling 12 Month Total Discharge
Krypton - 85	800 GBq	160 GBq	0.00 GBq	0.00	0.00 GBq

**TABLE 9b**

	Discharges for the Rolling Quarter Under Report			Rolling 3 month Percentage of Quarterly Notification Level
	March 2003	April 2003	May 2003	
Krypton - 85	0.00 GBq	0.00 GBq	0.00 GBq	0.00

**TABLE 10a****Minor gaseous discharge outlets from all other buildings on the Aldermaston site approved by the Agency in total**

Radionuclide	Annual Discharge Limit	Quarterly Notification Level	Reported Discharge in Month	Percentage of Annual Limit discharged in month	Rolling 12 Month Total Discharge
Alpha emitters	145 kBq	29 kBq	1.61 kBq	1.11	22.36 kBq
Plutonium – 241	580 kBq	116 kBq	5.04 kBq	0.87	75.24 kBq
Tritium	10 TBq	2 TBq	0.00 TBq	0.03	0.08 TBq
Other beta and gamma emitters	3 MBq	600 kBq	5.09 kBq	0.17	77.11 kBq

**TABLE 10b**

	Discharges for the Rolling Quarter Under Report			Rolling 3 month Percentage of Quarterly Notification Level
	March 2003	April 2003	May 2003	
Alpha emitters	2.57 kBq	2.48 kBq	1.61 kBq	22.99
Plutonium – 241	9.27 kBq	8.45 kBq	5.04 kBq	19.62
Tritium	0.00 TBq	0.00 TBq	0.00 TBq	0.46
Other beta and gamma emitters	6.20 kBq	9.44 kBq	5.09 kBq	3.46