

★ 2007 MLS CUP ★



# PLAYOFFS

TM

## *Media Guide*

OCTOBER 25  
THRU  
NOVEMBER 10





## TABLE OF CONTENTS

• 2007 MLS CUP PLAYOFFS BRACKET	2
• MLS CUP PLAYOFFS HISTORY	3
• RULES OF COMPETITION	10
• TEAM-BY-TEAM GUIDES	
EAST	
1. D.C. UNITED	
vs.	15
4. CHICAGO FIRE	
2. NEW ENGLAND REVOLUTION	
vs.	41
3. NEW YORK RED BULLS	
WEST	
1. CHIVAS USA	
vs.	67
4. KANSAS CITY WIZARDS	
2. HOUSTON DYNAMO	
vs.	91
3. FC DALLAS	
• 2007 REGULAR SEASON STATISTICS	115
• ALL-TIME MLS LEADERS	125
• MLS CUP PLAYOFFS ALL-TIME STATISTICS	128
• 2007 NON-PLAYOFF TEAMS STATISTICS	137



**EASTERN CONFERENCE SEMIFINALS**

	G1	G2	TOT
<b>D.C. UNITED (1)</b>			
<b>CHICAGO FIRE (4)</b>			

**GAME 1:**

Thursday, October 25 - 8:30 pm (ET)  
Toyota Park in Bridgeview, IL  
TV: ESPN2

**GAME 2:**

Thursday, November 1 - 7:30 pm (ET)  
RFK Stadium in Washington, D.C.  
TV: ESPN2



**OCTOBER 25 - NOVEMBER 18, 2007**



**WESTERN CONFERENCE SEMIFINALS**

	G1	G2	TOT
<b>CHIVAS USA (1)</b>			
<b>KANSAS CITY WIZARDS (4)</b>			

**GAME 1:**

Saturday, October 27 - 8:30 pm (ET)  
Arrowhead Stadium in Kansas City, MO  
TV: FSN Prime Ticket, Metro Sports, Direct Kick

**GAME 2:**

Saturday, November 3 - 10:30 pm (ET)  
The Home Depot Center in Carson, CA  
TV: HDNet, Metro Sports, FSN Prime Ticket, Direct Kick

**EASTERN CONFERENCE CHAMPIONSHIP**  
ONE GAME AT THE HIGHER SEEDED TEAM


Thursday, November 8 - 7:30 pm (ET)  
TV: ESPN2

**WESTERN CONFERENCE CHAMPIONSHIP**  
ONE GAME AT THE HIGHER SEEDED TEAM


Saturday, November 10 - Time TBD  
TV: HDNet, \*Fox Soccer Channel, Fox Sports en Español

	G1	G2	TOT
<b>NEW ENGLAND REVOLUTION (2)</b>			
<b>NEW YORK RED BULLS (3)</b>			

**GAME 1:**

Saturday, October 27 - 7:30 pm (ET)  
Giants Stadium in East Rutherford, NJ  
TV: \*Fox Soccer Channel, Fox Sports en Español

**GAME 2:**

Saturday, November 3 - 7:30 pm (ET)  
Gillette Stadium in Foxborough, MA  
TV: \*Fox Soccer Channel, Fox Sports en Español




Sunday, November 18 - Noon (ET)  
RFK Stadium • Washington, D.C.  
TV: ABC, Telefuturo

\* GAMES CARRIED ON FOX SOCCER CHANNEL. WILL ALSO AIR ON FOX SPORTS EN ESPAÑOL WITH THE SCHEDULE TBD.

©2007 MLS™. SCHEDULES ARE SUBJECT TO CHANGE. FOR THE LATEST INFORMATION AND UP-TO-DATE SCHEDULES VISIT:





# MLS CUP PLAYOFFS: 12-YEAR HISTORY

While the MLS Cup championship game itself has remained a constant - a dramatic one-match finale at a venue announced well in advance of the postseason - the road to MLS Cup has varied slightly over the years:

## 1996

**Who Qualified:** The top four teams from both the Eastern and Western Conferences were seeded to start the conference semifinals, with the 1 seeds playing the number 4's and the No. 2's vs. No. 3's.

**Format:** Both the Conference Semifinals (first round) and Conference Finals (second round) were designed on a **Best-of-Three** format with the first game hosted by the lower-seeded team and the final two games (Game Three if necessary) at the home of the higher seeded team. The first team to *win two games* in regulation or via the shootout advanced to the next playoff round (since the shootout was in place from 1996-1999 no games ended in ties).

**Notes:** D.C. United became the league's first champion, coming from two goals down to defeat the Los Angeles Galaxy 3-2 in overtime at Foxboro Stadium.

## 1997 - 1999

**Who Qualified:** As in 1996, the top four teams in each conference advanced to the MLS Cup Playoffs.

**Format:** As in 1996, a **Best-of-Three** format was utilized in the Conference Semifinals and Conference Finals (no games ended in ties due to the shootout). However, a change to the format allowed the higher seeded teams to host Game One and Game Three, unlike in 1996 when the higher seed played Games Two and Three (if necessary) at home.

**Notes:** The DC United dynasty saw the team play in MLS Cup all three years, winning its second and third championships in 1997 and 1999. In 1998 the Chicago Fire became the only expansion team to win an MLS Cup in its first season, defeating DC United 2-0 before 51,000 fans at the Rose Bowl in Pasadena, CA.

## 2000 - 2002

**Who Qualified:** Spurred by the introduction of a new three-division alignment in 2000, a single playoff table was established to determine postseason berths and seeds.

Although a two-conference alignment was re-introduced in 2002 following the contraction of Miami and Tampa Bay, the system based on the single playoff table remained. The single playoff table ensured that only the League's eight best teams during the regular season qualified for postseason play, eliminating situations like what occurred in 1999, when the San Jose Clash failed to qualify for the playoffs despite finishing with more points (37) than the No. 3 and No. 4 seeds in the Eastern Conference.

The three division winners (2000-01) or two conference champions (2002) were given automatic top seeds entering the postseason. The rest of the field was seeded according to final regular season point totals regardless of conference affiliation.

**Format:** During the first round, the seeding placed seed No. 1 vs. No. 8, No. 2 vs. No. 7, No. 3 vs. No. 6 and No. 4 vs. No. 5 in the MLS Cup Playoff Quarterfinals. In the semifinal round, the winner of the 1 vs. 8 series advanced to face the winner of the 4 vs. 5 series, while the victors of the 3 vs. 6 and 2 vs. 7 series played for the right to compete in MLS Cup.

The team that advanced was based on a "first-to-five-points" format with a win earning three points and a tie one point (ties were first introduced in MLS in the 2000 regular season in conjunction with the elimination of the shootout). The first team to compile five points or more in three games advanced to the following round. If the series was tied in points after a Game Three, a 20-minute golden-goal Series Tiebreaker was played, followed by penalty kicks if necessary. As was the case from 1997-1999, the higher seed hosted Game One and Game Three in each series.

**Notes:** Kansas City, San Jose, and Los Angeles each won their first MLS Cups, with Los Angeles' long-due overtime victory coming before 61,000 fans in a packed Foxboro Stadium.

## 2003-2006

**Who Qualifies:** As was the case between 1996 and 1999, the top four teams in each conference advance to the Conference Semifinals.

**Format:** Conference Semifinal series are conducted under a home-and-home, aggregate-goal format. The aggregate goal format follows the lead of various international competitions, including Europe's UEFA Champions League and South America's Copa Libertadores club tournament.

In the case that teams are tied on aggregate goals following the conclusion of Game 2 of the Conference Semifinal series, a 30-minute extra time period is played followed by penalty kicks if necessary. The two teams left standing in each conference after the Conference Semifinals will meet in the single-game Conference Championship to be hosted by the higher seed. The winners of each Conference Championship advances to MLS Cup.

**Notes:** in 2004 D.C. United became the first team to ever win a playoff series on penalty kicks, defeating New England in the Eastern Conference Championship en route to its record fourth MLS Cup victory.

## 2007

**Who Qualifies:** The top two teams in each conference qualify and are seeded 1 & 2 in their respective four-team playoff conference brackets. The four MLS teams with the next most points, regardless of conference, receive "wildcard" berths. The four wildcard teams will be seeded according to conference first. If more than four teams qualify from one conference, those finishing lower than fourth in their conference will shift over to the other conference bracket. A team switching conference brackets will be seeded below all other teams in its new conference playoff bracket.

**Format:** Same as from 2003-2006.



## MLS CUP CHAMPIONS 1996-2006

Year	Champion	Runner Up
2006	Houston Dynamo	New England Revolution
2005	Los Angeles Galaxy	New England Revolution
2004	D.C. United	Kansas City Wizards
2003	San Jose Earthquakes	Chicago Fire
2002	Los Angeles Galaxy	New England Revolution
2001	San Jose Earthquakes	Los Angeles Galaxy
2000	Kansas City Wizards	Chicago Fire
1999	D.C. United	Los Angeles Galaxy
1998	Chicago Fire	D.C. United
1997	D.C. United	Colorado Rapids
1996	D.C. United	Los Angeles Galaxy

### 2006 MAJOR LEAGUE SOCCER PLAYOFF RESULTS

#### EASTERN CONFERENCE SEMIFINALS

D.C. United (1E) vs. New York Red Bulls (4E)  
 Oct. 21 D.C. United at New York 1-0 8,630  
 Oct. 29 New York at D.C. United 1-1 21,455  
 (D.C. United win on aggregate 2-1)

New England Revolution (2E) vs. Chicago Fire (3E)  
 Oct. 22 New England at Chicago 0-1 10,217  
 Oct. 28 Chicago at New England 2-1 (OT) 9,372  
 (aggregate 2-2; Revolution win on penalty kicks 4-2)

#### WESTERN CONFERENCE SEMIFINALS

FC Dallas (1W) vs. Colorado Rapids (4W)  
 Oct. 21 FC Dallas at Colorado 2-1 4,176  
 Oct. 28 Colorado at FC Dallas 3-2 (OT) 15,486  
 (aggregate 4-4; Rapids win on penalty kicks 5-4)

Houston Dynamo (2W) vs. Chivas USA (3W)  
 Oct. 22 Houston at Chivas USA 1-2 15,110  
 Oct. 29 Chivas USA at Houston 0-2 17,440  
 (Dynamo win on aggregate 3-2)

**EASTERN CONFERENCE CHAMPIONSHIP**  
 Nov. 5 New England at D.C. United 1-0 19,552

**WESTERN CONFERENCE CHAMPIONSHIP**  
 Nov. 5 Colorado at Houston 1-3 23,107

**MLS CUP 2006**  
 Pizza Hut Park – Frisco, Texas  
 Nov. 12 Houston vs. New England 1-1 22,427  
*Dynamo win on penalty kicks 4-3*

### 2005 MAJOR LEAGUE SOCCER PLAYOFF RESULTS

**EASTERN CONFERENCE SEMIFINALS**  
 New England Revolution (1E) vs. MetroStars (4E)  
 Oct. 22 New England at MetroStars 0-1 10,003  
 Oct. 29 MetroStars at New England 1-3 9,581  
 (Revolution win on aggregate 3-2)

D.C. United (2E) vs. Chicago Fire (3E)  
 Oct. 21 D.C. United at Chicago Fire 0-0 11,463  
 Oct. 30 Chicago Fire at D.C. United 4-0 20,089  
 (Fire win on aggregate 4-0)

**WESTERN CONFERENCE SEMIFINALS**  
 S.J. Earthquakes (1W) vs. L.A. Galaxy (4W)  
 Oct. 23 San Jose at Los Angeles 1-3 17,466  
 Oct. 29 Los Angeles at San Jose 1-1 17,824  
 (Galaxy win on aggregate 4-2)

FC Dallas (2W) vs. Colorado Rapids (3W)  
 Oct. 22 FC Dallas at Colorado 0-0 9,625  
 Oct. 29 Colorado at FC Dallas 0-2 10,104  
 (aggregate 2-2; Rapids win on penalty kicks 5-4)

**EASTERN CONFERENCE CHAMPIONSHIP**  
 Nov. 6 Chicago at New England 1-0 18,118

**WESTERN CONFERENCE CHAMPIONSHIP**  
 Nov. 5 Los Angeles at Colorado 2-0 12,789

**MLS CUP 2005**  
 Pizza Hut Park – Frisco, Texas  
 Nov. 13 Los Angeles vs. New England 1-0 21,193



## 2004 MAJOR LEAGUE SOCCER PLAYOFF RESULTS

### EASTERN CONFERENCE SEMIFINALS

Columbus Crew (1E) vs. New England Revolution (4E)  
 Oct. 23 Columbus at New England 0-1 5,679  
 Oct. 31 New England at Columbus 1-1 15,224  
 (Revolution win on aggregate 2-1)

D.C. United (2E) vs. MetroStars (3E)  
 Oct. 23 D.C. United at MetroStars 2-0 11,161  
 Oct. 30 MetroStars at D.C. United 0-2 15,763  
 (United win on aggregate 4-0)

### WESTERN CONFERENCE SEMIFINALS

K.C. Wizards (1W) vs S.J. Earthquakes (4W)  
 Oct. 24 Kansas City at San Jose 0-2 8,659  
 Oct. 30 San Jose at Kansas City 0-3 10,022  
 (Wizards win on aggregate 3-2)

Los Angeles Galaxy (2W) vs. Colorado Rapids (3W)  
 Oct. 22 Los Angeles at Colorado 0-1 8,028  
 Oct. 30 Colorado at Los Angeles 0-2 20,026  
 (Galaxy win on aggregate 2-1)

### EASTERN CONFERENCE CHAMPIONSHIP

Nov. 6 New England at D.C. United 3-3 (aet) 21,101  
 (United win 4-3 on penalty kicks)

### WESTERN CONFERENCE CHAMPIONSHIP

Nov. 5 Los Angeles at Kansas City 2-0 11,931

### MLS CUP 2004

Home Depot Center – Carson, Calif.  
 Nov. 14 D.C. United vs. Kansas City 3-2 25,797

## 2003 MAJOR LEAGUE SOCCER PLAYOFF RESULTS

### WESTERN CONFERENCE SEMIFINALS

S.J. Earthquakes (1W) vs. L.A. Galaxy (4W)  
 Nov. 1 San Jose at Los Angeles 0-2 20,201  
 Nov. 9 Los Angeles at San Jose 2-5 (aet) 14,145  
 (Earthquakes win on aggregate 5-4)

Kansas City Wizards (2W) vs. Colorado Rapids (3W)  
 Nov. 4 Kansas City at Colorado 1-1 15,202  
 Nov. 8 Colorado at Kansas City 0-2 10,712  
 (Wizards win on aggregate 3-1)

### EASTERN CONFERENCE SEMIFINALS

Chicago Fire (1E) vs. D.C. United (4E)  
 Nov. 1 Chicago at D.C. United 2-0 15,202  
 Nov. 9 D.C. United at Chicago 0-2 15,312  
 (Fire win on aggregate 4-0)

New England Revolution (2E) vs. MetroStars (3E)  
 Nov. 1 New England at MetroStars 2-0 10,211  
 Nov. 9 MetroStars at New England 1-1 14,823  
 (Revolution win on aggregate 3-1)

### EASTERN CONFERENCE FINAL

Nov. 14 New England at Chicago 0-1 (aet) 14,610

### WESTERN CONFERENCE FINAL

Nov. 15 Kansas City at San Jose 2-3 (aet) 16,108

### MLS CUP 2003

Home Depot Center – Carson, Calif.  
 Nov. 14 San Jose vs. Chicago 4-2 27,000



## 2002 MAJOR LEAGUE SOCCER PLAYOFF RESULTS

### MLS CUP PLAYOFF QUARTERFINALS

Los Angeles Galaxy (1) vs. Kansas City Wizards (8)  
 Sept. 25 Kansas City at Los Angeles 2-3 14,585  
 Sept. 28 Los Angeles at Kansas City 1-4 9,484  
 Oct. 2 Kansas City at Los Angeles 2-5 14,713  
 (Galaxy win series 6 points to 3)

New England Revolution (2) vs. Chicago Fire (7)  
 Sept. 26 Chicago at New England 0-2 6,306  
 Sept. 29 New England at Chicago 1-2 9,434  
 Oct. 2 Chicago at New England 0-2 6,954  
 (Revolution win series 6 points to 3)

San Jose Earthquakes (3) vs. Columbus Crew (6)  
 Sept. 25 Columbus at San Jose 2-1 8,069  
 Sept. 28 San Jose at Columbus 1-2 13,004  
 (Crew win series 6 points to 0)

Dallas Burn (4) vs. Colorado Rapids (5)  
 Sept. 25 Colorado at Dallas 2-4 6,360  
 Sept. 28 Dallas at Colorado 0-1 9,637  
 Oct. 2 Colorado at Dallas 1-1\* 8,008  
 (\*Colorado wins series tiebreaker)

### MLS CUP PLAYOFF SEMIFINALS

Los Angeles (1) vs. Colorado Rapids (5)  
 Oct. 5 Colorado at Los Angeles 0-4 24,742  
 Oct. 9 Los Angeles at Colorado 1-0 12,367  
 (Galaxy win series 6 points to 0)

New England Revolution (2) vs. Columbus Crew (6)  
 Oct. 6 Columbus at New England 0-0 11,387  
 Oct. 9 New England at Columbus 1-0 10,245  
 Oct. 12 Columbus at New England 2-2 9,216  
 (Revolution win series 5 points to 2)

### MLS CUP 2002

Gillette Stadium – Foxborough, Mass.  
 Oct. 20 Los Angeles vs. New England 1-0 (OT) 61,216

## 2001 MAJOR LEAGUE SOCCER PLAYOFF RESULTS

### MLS CUP PLAYOFF QUARTERFINALS

Miami Fusion (No. 1) vs. Kansas City Wizards (No. 8)  
 Sept. 22 Kansas City at Miami 0-2 6,281  
 Sept. 26 Miami at Kansas City 0-3 5,803  
 Sept. 29 Kansas City at Miami 1-2 8,119  
 (Miami wins series 6 points to 3)

Chicago Fire (No. 2) vs. Dallas Burn (No. 7)  
 Sept. 20 Dallas at Chicago 0-2 8,314  
 Sept. 23 Chicago at Dallas 1-1 (OT) 17,149  
 Sept. 29 Dallas at Chicago 0-2 12,811  
 (Chicago wins series 7 points to 1)

Los Angeles Galaxy (No. 3) vs. MetroStars (No. 6)  
 Sept. 23 MetroStars at Los Angeles 1-1 (OT) 11,580  
 Sept. 26 Los Angeles at MetroStars 1-4 12,817  
 Sept. 29 MetroStars at Los Angeles 2-3 6,154  
 (Series tied 4-4 on points; Los Angeles wins series tiebreaker after Game Three)

Columbus Crew (No. 4) vs. S.J. Earthquakes (No. 5)  
 Sept. 22 San Jose at Columbus 3-1 20,883  
 Sept. 20 Columbus at San Jose 0-3 10,419  
 (San Jose wins series 6 points to 0)

### MLS CUP PLAYOFF SEMIFINALS

Chicago Fire (No. 2) vs. Los Angeles Galaxy (No. 3)  
 Oct. 10 Los Angeles at Chicago 1-1 (OT) 10,388  
 Oct. 13 Chicago at Los Angeles 0-1 (OT) 10,100  
 Oct. 17 Los Angeles at Chicago 2-1 (OT) 8,320  
 (Los Angeles wins series 7 points to 1)

Miami Fusion (No. 1) vs. San Jose (No. 5)  
 Oct. 10 San Jose at Miami 0-1 9,236  
 Oct. 14 Miami at San Jose 0-4 16,119  
 Oct. 17 San Jose at Miami 1-0 (OT) 11,242  
 (San Jose wins series 6 points to 3)

### MLS CUP 2001

Columbus Crew Stadium – Columbus, Ohio  
 Oct. 21 San Jose vs. Los Angeles 2-1 (OT) 21,626



## 2000 MAJOR LEAGUE SOCCER PLAYOFF RESULTS

### MLS CUP PLAYOFF QUARTERFINALS

Los Angeles Galaxy vs. Tampa Bay Mutiny  
 Sept. 14 Los Angeles at Tampa Bay 1-0 5,583  
 Sept. 20 Tampa Bay at Los Angeles 2-5 13,851  
 (Los Angeles wins series 6 points to 0)

MetroStars vs. Dallas Burn  
 Sept. 15 Dallas at MetroStars 1-2 (OT) 14,868  
 Sept. 20 MetroStars at Dallas 2-1 7,555  
 (MetroStars win series 6 points to 0)

New England Revolution vs. Chicago Fire  
 Sept. 15 New England at Chicago 1-2 10,476  
 Sept. 19 Chicago Fire at New England 1-2 10,723  
 Sept. 22 New England at Chicago 0-6 5,972  
 (Chicago wins series 6 points to 3)

Colorado Rapids vs. Kansas City Wizards  
 Sept. 16 Colorado at Kansas City 0-1 8,682  
 Sept. 20 Kansas City at Colorado 0-0 (OT) 8,789  
 Sept. 24 Colorado at Kansas City 2-3 4,156  
 (Kansas City wins series 7 points to 1)

### MLS CUP PLAYOFF SEMIFINALS

Los Angeles Galaxy vs. Kansas City Wizards  
 Sept. 29 Los Angeles at Kansas City 0-0 (OT) 11,815  
 Oct. 3 Kansas City at Los Angeles 1-2 (OT) 20,849  
 Oct. 6 Los Angeles at Kansas City 5-2 (0-1\*) 8,320  
 (Kansas City wins series 5 points to 4 after overtime tie-breaker\*)

*\*After regulation, both teams were tied in the series at four points each and a 20-minute overtime period which KC won 1-0)*

MetroStars vs. Chicago Fire  
 Sept. 26 MetroStars at Chicago 0-3 7,141  
 Sept. 30 Chicago at MetroStars 0-2 15,476  
 Oct. 6 MetroStars at Chicago 2-3 10,133  
 (Chicago wins series 6 points to 3)

### MLS CUP 2000

RFK Stadium – Washington, D.C.  
 Oct. 15 Kansas City vs. Chicago 1-0 39,159

## 1999 MAJOR LEAGUE SOCCER PLAYOFF RESULTS

### EASTERN CONFERENCE SEMIFINALS

D.C. United vs. Miami Fusion  
 Oct. 16 Miami at D.C. United 0-2 18,011  
 Oct. 24 D.C. United at Miami 0-0 (SO 3-2) 8,446  
 (D.C. United win series 2 games to 0)

Tampa Bay Mutiny at Columbus Crew  
 Sept. 17 Tampa Bay at Columbus 0-2 9,188  
 Sept. 22 Columbus at Tampa Bay 2-0 14,392  
 (Columbus win series 2 games to 0)

### WESTERN CONFERENCE SEMIFINALS

Colorado Rapids vs. Los Angeles Galaxy  
 Oct. 17 Colorado at Los Angeles 0-3 16,307  
 Oct. 24 Los Angeles at Colorado 2-0 6,542  
 (Los Angeles win series 2 games to 1)

Chicago Fire vs. Dallas Burn  
 Oct. 16 Chicago at Dallas 1-2 10,980  
 Oct. 23 Dallas at Chicago 0-4 13,197  
 Oct. 27 Chicago at Dallas 2-3 9,795  
 (Dallas win series 2 games to 1)

### EASTERN CONFERENCE FINALS

D.C. United vs. Columbus Crew  
 Oct. 31 Columbus at D.C. United 1-2 14,529  
 Nov. 7 D.C. United at Columbus 1-5 12,778  
 Nov. 13 Columbus at D.C. United 0-4 21,451  
 (D.C. United wins series 2 games to 1)

### WESTERN CONFERENCE FINALS

Dallas Burn vs. Los Angeles Galaxy  
 Sept. 31 Dallas at Los Angeles 1-2 17,372  
 Nov. 7 Los Angeles at Dallas 2-2 (3-4 SO) 13,816  
 Nov. 11 Dallas at Los Angeles 1-3 25,703  
 (Los Angeles win series 2 games to 1)

### MLS CUP 1999

Foxboro Stadium – Foxborough, Mass.  
 Nov. 21 D.C. United vs. Los Angeles 2-0 44,910





## 1998 MAJOR LEAGUE SOCCER PLAYOFF RESULTS

### EASTERN CONFERENCE SEMIFINALS

Columbus Crew vs. MetroStars  
 Sept. 30 MetroStars at Columbus 3-5 10,996  
 Oct. 3 Columbus at MetroStars 1-1 (3-2 SO) 11,686  
 (Columbus win series 2 games to 0)

D.C. United vs. Miami Fusion  
 Sept. 30 Miami at D.C. United 1-2 15,187  
 Oct. 4 D.C. United at Miami 0-0 (3-2 SO) 13,128  
 (D.C. United win series 2 games to 0)

### WESTERN CONFERENCE SEMIFINALS

Colorado Rapids vs. Chicago Fire  
 Oct. 1 Colorado at Chicago 1-1 (2-3 SO) 12,610  
 Oct. 4 Chicago at Colorado 1-0 6,582  
 (Chicago win series 2 games to 0)

Los Angeles Galaxy vs. Dallas Burn  
 Oct. 1 Dallas at Los Angeles 1-6 10,047  
 Oct. 4 Los Angeles at Dallas 3-2 8,130  
 (Los Angeles win series 2 games to 0)

### EASTERN CONFERENCE FINALS

D.C. United vs. Columbus Crew  
 Oct. 11 Columbus at D.C. United 0-2 17,755  
 Oct. 18 D.C. United at Columbus 2-4 13,193  
 Oct. 21 Columbus at D.C. United 0-3 21,453  
 (D.C. United win series 2 games to 1)

### WESTERN CONFERENCE FINALS

Chicago Fire vs. Los Angeles Galaxy  
 Oct. 10 Chicago at Los Angeles 1-0 25,107  
 Oct. 16 Los Angeles at Chicago 1-1 (SO 1-2) 32,744  
 (Chicago win series 2 games to 0)

### MLS CUP 1998

Rose Bowl – Pasadena, Calif.  
 Oct. 25 Chicago vs. D.C. United 2-0 51,530

## 1997 MAJOR LEAGUE SOCCER PLAYOFF RESULTS

### EASTERN CONFERENCE SEMIFINALS

Columbus Crew vs. Tampa Bay Mutiny  
 Oct. 5 Columbus at Tampa Bay 2-1 8,272  
 Oct. 8 Tampa Bay at Columbus 2-0 13,102  
 (Columbus wins series 2 games to 0)

New England Revolution vs. D.C. United  
 Oct. 5 New England at D.C. United 1-4 12,540  
 Oct. 8 D.C. United at New England 1-1 (4-3 SO) 16,233  
 (D.C. United win series 2 games to 0)

### WESTERN CONFERENCE SEMIFINALS

Colorado Rapids vs. Kansas City Wizards  
 Oct. 4 Colorado at Kansas City 3-0 10,174  
 Oct. 8 Kansas City at Colorado 2-3 13,117  
 (Colorado wins series 2 games to 0)

Los Angeles Galaxy vs. Dallas Burn  
 Oct. 5 Dallas at Los Angeles 0-0 (2-0 SO) 18,921  
 Oct. 8 Los Angeles at Dallas 0-3 11,248  
 (Dallas wins series 2 games to 0)

### EASTERN CONFERENCE FINALS

D.C. United vs. Columbus Crew  
 Oct. 12 Columbus at D.C. United 2-3 11,820  
 Oct. 15 D.C. United at Columbus 1-0 9,506  
 (D.C. United wins series 2 games to 0)

### WESTERN CONFERENCE FINALS

Colorado Rapids vs. Dallas Burn  
 Oct. 12 Colorado at Dallas 1-0 7,376  
 Oct. 15 Dallas at Colorado 1-2 18,452  
 (Colorado wins series 2 games to 0)

### MLS CUP 1997

RFK Stadium – Washington D.C.  
 Oct. 26 D.C. United vs. Colorado 2-1 57,431



## 1996 MAJOR LEAGUE SOCCER PLAYOFF RESULTS

### EASTERN CONFERENCE SEMIFINALS

D.C. United vs. MetroStars  
 Sept. 24 D.C. United at MetroStars 2-2 (6-5 SO) 14,416  
 Sept. 27 MetroStars at D.C. United 0-1 21,442  
 Oct. 2 MetroStars at D.C. United 1-2 20,423  
 (D.C. United win series 2 games to 1)

Tampa Bay Mutiny vs. Columbus Crew  
 Sept. 25 Tampa Bay at Columbus 2-0 20,807  
 Sept. 28 Columbus at Tampa Bay 2-1 13,009  
 Oct. 2 Columbus at Tampa Bay 1-4 6,871  
 (Tampa Bay wins series 2 games to 1)

### WESTERN CONFERENCE SEMIFINALS

Dallas Burn vs. Kansas City Wiz  
 Sept. 26 Dallas at Kansas City 2-3 4,466  
 Sept. 29 Kansas City at Dallas 1-2 10,125  
 Oct. 2 Kansas City at Dallas 2-2 (3-2 SO) 9,802  
 (Kansas City wins series 2 games to 1)

Los Angeles Galaxy vs. San Jose Clash  
 Sept. 26 Los Angeles at San Jose 0-1 17,209  
 Sept. 29 San Jose at Los Angeles 0-2 27,833  
 Oct. 2 San Jose at Los Angeles 0-2 30,231  
 (Los Angeles wins series 2 games to 1)

### EASTERN CONFERENCE FINALS

Tampa Bay Mutiny vs. D.C. United  
 Oct. 10 Tampa Bay at D.C. United 1-4 23,566  
 Oct. 12 D.C. United at Tampa Bay 2-1 9,339  
 (D.C. United wins series 2 games to 0)

### WESTERN CONFERENCE FINALS

Kansas City Wiz vs. Los Angeles Galaxy  
 Oct. 10 Kansas City at Los Angeles 1-2 25,212  
 Oct. 13 Los Angeles at Kansas City 1-1 (3-1 SO) 11,041  
 (Los Angeles wins series 2 games to 0)

### MLS CUP 1996

Foxboro Stadium – Foxboro, Mass.  
 Oct. 20 D.C. United vs. Los Angeles 3-2 (OT) 34,643



## ***RULES OF COMPETITION***

### **2007 MLS Cup Playoffs Format**

The top two teams in each Conference qualify for the playoffs and are seeded first and second, respectively, in their respective four-team playoff conference brackets (i.e., the team with the most Regular Season points in the Eastern Conference will be seeded 1 in the Eastern Conference bracket, etc.). Then, the four MLS teams with the next greatest number of points per game, regardless of conference, receive “wildcard” berths.

The four wildcard teams will be seeded according to conference first. If more than four teams qualify from one conference, those finishing lower than fourth in their conference will shift over to the other conference bracket. A team switching conference brackets will be seeded below all other teams in its new conference playoff bracket.

### **Conference Semifinals Series**

In the first round (referred to herein as Conference Semifinals Series), teams will be matched up in the following order: 1 vs. 4, 2 vs. 3 (e.g., in the example above D.C. vs. KC; NE vs. NY). All four Conference Semifinals Series will be decided by a home-and-home, aggregate goal format (all goals scored are counted equally; there is no away goals preference).

- ~ The higher seed in the Conference Semifinals Series will host the second game of the home-and-home series.
- ~ If the score is tied at the end of regulation (90 minutes) of the first game of the Conference Semifinals Series, the game shall end in a tie with no overtime period being played.
- ~ Should there be a split in the results of the two matches at the end of regulation of the second game of the Conference Semifinals Series (i.e., each team records one win and one loss apiece), the team that has the higher goal differential over the course of the two games shall advance to the Conference Championship (second round).
- ~ Should there be a split in the results of the two games of the Conference Semifinals Series (i.e., each team records one win and one loss apiece, or there are two draws) and an equal number of aggregate goals is scored by each team at the end of regulation of the second game of the Conference Semifinals Series, a 30-minute extra time period (consisting of two 15-minute halves) shall be played in its entirety.

If the score remains tied at the conclusion of the 30-minute extra time period, the game and Conference Semifinal Series winner shall be decided by a traditional “kicks from the penalty mark” tiebreaker.



## Eastern and Western Conference Championships

~ In the second round of 2007 MLS Cup Playoffs (referred to herein as Conference Championships), the four teams advancing from the first round shall be matched up within their conference brackets and play a one-game playoff for their respective Conference Championship. Each Conference Championship shall be hosted by the higher-seeded team in the relevant conference bracket. The winner of each Conference Championship game shall advance to MLS Cup 2007.

~ Should either of the two Conference Championship games be tied at the end of regulation (90 minutes), a 30-minute, extra time period (consisting of two 15-minute halves) shall be played in its entirety. If the score is still tied at the end of the 30-minute extra time period, the game shall be decided by the traditional "kicks from the penalty mark" tiebreaker.

## MLS Cup 2007

~ Should MLS Cup 2007 be tied at the end of regulation (90 minutes), a 30-minute extra time period (consisting of two 15-minute halves), shall be played in its entirety. If the score is still tied at the end of the 30-minute extra time period, the game shall be decided by the traditional "kicks from the penalty mark" tiebreaker.

Note: Throughout the Playoffs, all extra time periods shall be played in TWO (2) equal halves with a change of ends at intermission. Golden and Silver Goals are no longer used worldwide to decide the outcome of a game. Extra time shall begin approximately THREE (3) minutes after regulation. Teams will have approximately one minute to switch ends at intermission. A toss of the coin will occur at the end of regulation and the team that wins the toss decides which goal it will attack in the first 15-minute extra time period. The other team takes the kick-off to start the extra time period.

## Substitutions

Substitutions shall be conducted in the same fashion as in the Regular Season. No additional substitutions over and above the regular THREE (3) substitutes per game shall be permitted in **ANY** 30-minute series tiebreaker or kicks from the penalty mark tiebreaker unless in the case of a goalkeeper injury during the kicks from the penalty mark tiebreaker as outlined on page 54 of FIFA's Laws of the Game. Furthermore, once a player leaves the field as a substitute, he shall not be permitted to re-enter as a substitute throughout the duration of the game (including any applicable 30-minute series tiebreaker or kicks from the penalty mark tiebreaker).



**Yellow/Red Cards**

**Suspension Carry-Overs**

Any suspensions for yellow cards earned in a player's last Regular Season Game shall not carry over into the Playoffs or into the next League Season. However, the applicable fine will be collected in the current Season. Players who receive a red card in their last Game of the Season (Regular Season, Playoff or Cup) shall serve the one-game suspension during their next Game (whether it is during the Playoffs, Championship Game, or the next League Regular Season Game). All red card suspensions will, if necessary, follow a Player to a new team for the next League Season.

Any player(s) sent-off during regulation time shall not be permitted to appear in the subsequent 30-minute series tiebreaker (if applicable) or kicks from the penalty mark (if applicable), and, per standard red card suspensions, shall be required to miss his next game (2007 Playoff Game, MLS Cup 2007, or the first game of the 2008 Regular Season) in its entirety.

**Suspensions for Caution Accumulation**

All players will start the Playoffs with a personal total of zero cautions. A player who then accumulates **TWO (2)** cautions in **TWO (2) consecutive** Playoff Games in which he appears will be suspended from his team's next playoff game (Conference Championship game or MLS Cup) and fined \$250 as illustrated below. Any suspension for caution accumulation received in a player's last playoff game will not carry over into the next League Regular Season.

Game #1 Conf. Semifinal's	Game #2 Conf. Semifinal's	Game #3 Conf. Final	Game #4 MLS Cup
yellow	yellow = 1 game + \$250	suspended	eligible
no cards	yellow	yellow = 1 game + \$250	suspended
no cards	no cards	yellow	yellow = \$250
yellow	no cards	yellow	eligible
yellow	no cards	no cards	yellow



A player who accumulates **THREE (3)** cautions in playoff games in which he appears (including MLS Cup 2007), shall not be suspended from his team's next regular season game in the upcoming year. However, a player accumulating **THREE (3)** cautions throughout the playoffs shall be fined \$250. The only way to receive **THREE (3)** cautions over the course of the playoffs is to be awarded a caution in MLS Cup.

Game #1 Conf. Semifinal's	Game #2 Conf. Semifinal's	Game #3 Conf. Final	Game #4 MLS Cup
yellow	yellow = 1 game + \$250	suspended	yellow = \$250
yellow	no cards	yellow	yellow = \$250

Double Jeopardy

Over the course of the playoffs, if a player receives two yellow cards in the same game, which will result in his being shown a red card after committing two cautionable offenses in the same game, he shall be suspended for one game and fined \$250. Neither the first nor the second yellow card issued to him in the same match shall be charged to his personal caution total as illustrated below.

Game #1 Conf. Semifinal's	Game #2 Conf. Semifinal's	Game #3 Conf. Final	Game #4 MLS Cup
2 yellow cards = 1 red card (1 game + \$250)	suspended	yellow	eligible
2 yellow cards = 1 red card (1 game + \$250)	suspended	no cards	yellow
yellow	2 yellow cards = 1 red card (1 game + \$250)	suspended	eligible
yellow	no cards	2 yellow cards = 1 red card (1 game + \$250)	suspended
no cards	yellow	2 yellow cards = 1 red card (1 game + \$250)	suspended
2 yellow cards = 1 red card (1 game + \$250)	suspended	yellow	yellow (\$250)



Should a player be awarded a second yellow card over the course of the playoff games in which he appears, which suspends him from his next playoff game AND is later sent off for receiving a STRAIGHT RED CARD (e.g., serious foul play, violent conduct, spitting, denying a goal scoring opportunity {handball or foul}, or abusive language/gestures) in the same match, the caution attributed to his first yellow card shall be added to his personal caution total and that player shall be suspended for his next TWO (2) games (including MLS Cup).

Game #1 Conf. Semifinal's	Game #2 Conf. Semifinal's	Game #3 Conf. Final	Game #4 MLS Cup
yellow	yellow + straight red card (2 games + \$500)	suspended	suspended
no cards	yellow	yellow + straight red card (2 games + \$500)	suspended (or 1 <sup>st</sup> game of '07)

However, a player who receives a yellow card in MLS Cup, whereby that yellow card brings the player's personal playoff total to TWO (2) cautions in TWO (2) consecutive playoff games AND is later sent off from MLS Cup for receiving a red card (either second yellow card or straight red), shall be suspended from his first game of the next regular season.

Game #1 Conf. Semifinal's no cards	Game #2 Conf. Semifinal's no cards	Game #3 Conf. Final yellow	Game #4 MLS Cup yellow + straight red card (1 <sup>st</sup> game of 2007 + \$500)
no cards	no cards	yellow	2 yellow cards = 1 red card (1 <sup>st</sup> game of 2007 + \$250)
yellow	yellow	suspended	yellow + straight red card (1 <sup>st</sup> game of 2007 + \$500)
yellow	yellow	suspended	2 yellow cards = 1 red card (1 <sup>st</sup> game of 2007 + \$250)

The League Office will distribute yellow and red card summaries throughout the playoffs, as well as distributing warning and fine notices. However, MLS Teams should not rely on these summaries, which are distributed as a courtesy, and are ultimately responsible for tracking the yellow card accumulation of their players and advising them accordingly. All fines for yellow or red cards shall be collected in the current calendar year.



## D.C. UNITED v CHICAGO FIRE

2007 MLS CUP PLAYOFFS - EASTERN CONFERENCE SEMIFINALS

### 2007 SEASON RECORDS

	GP	W-L-T	PTS	GF	GA
United	30	16-7-7	55	56	34
at home	15	10-2-3	33	37	22
Fire	30	10-10-1	40	31	36
at home	15	6-3-6	24	16	15

### LEAGUE ALL-TIME HEAD-TO-HEAD

**ALL-TIME (31 meetings):**  
**United 12 wins (0 shootout), 48 goals ...**  
**Fire 12 wins (0 shootout), 47 goals ... Ties 7**

*AT RFK STADIUM (15 meetings):*  
 DC 9 wins (1 SO), 29 GF ... CHI 4 wins (1 SO), 19 GF ... Ties 3

*AT CHICAGO (15 meetings):*  
 CHI 8 wins (0 SO), 28 GF ... DC 3 wins (0 SO), 19 GF ... Ties 4

**2007 (MLS):**  
 6/16: DC 3, CHI 1 (Dyachenko 6; Emilio 25, 51 – Monteiro 54)  
 9/23: CHI 1, DC 1 (Moreno 84; Barrett 18)  
 10/13: DC 0, CHI 0

### MLS CUP PLAYOFFS HISTORY

**SERIES:** CHI 3, DC 0  
**ALL-TIME:** CHI 4 wins, 10 GF ... DC 0 wins, 0 GF ... 1 tie  
**LAST MEETING:** 2005 ECSF (CHI 0 - DC 0; DC 0 - CHI 4)

### WHERE THE GOALS COME FROM

UNITED		FIRE	
F	A	F	A
56	34	31	36
48	79	87	75
GOALS SCORED			
MINUTES PER GOAL			

### HOW SCORED

UNITED	FIRE
37	17
23	24
9	9
5	10
9	5
5	1
1	1
1	0
1	1

### TYPE OF PLAY

UNITED	FIRE
29	16
18	18
8	2
7	5
1	4
3	3
9	1
3	3
6	1
1	3
6	6
2	3
1	0
0	3
1	0
0	0
1	0

### DISTANCE

UNITED	FIRE
13	4
6	9
32	19
22	23
11	8
6	4

### MLS CUP PLAYOFFS GAME GUIDE



### SERIES SCHEDULE

Thurs. Oct. 25, Toyota Park  
 Bridgeview, Ill.  
 7:30 p.m. CT (ESPN2)

Thurs. Nov. 1, RFK Memorial Stadium  
 Washington, D.C.  
 7:30 p.m. ET (ESPN2)

### ROSTERS

- D.C. UNITED**  
**GOALKEEPERS**  
 1 Troy Perkins  
 22 Jay Nolly  
 40 Shawn Crowe  
**DEFENDERS**  
 4 Marc Burch  
 6 Greg Vanney  
 18 Devon McTavish  
 26 Bryan Namoff  
 32 Bobby Boswell  
**MIDFIELDERS**  
 3 Bryan Arguez  
 7 Fred  
 8 Justin Moose  
 10 Christian Gomez  
 12 Domenic Mediate  
 14 Ben Olsen  
 15 Rod Dyachenko  
 16 Brian Carroll  
 17 Joshua Gros  
 19 Clyde Simms  
 21 Stephen deRoux  
 24 Jeff Carroll  
**FORWARDS**  
 11 Luciano Emilio  
 13 Brad North  
 20 Guy-Roland Kpene  
 25 Mira Mupier  
 27 Jeron Monteiro  
 33 Nicholas Addlerly  
 99 Jaime Moreno

- CHICAGO FIRE**  
**GOALKEEPERS**  
 1 Jon Busch  
 18 Matt Pickens  
 40 Nick Noble  
**DEFENDERS**  
 2 C.J. Brown  
 4 Bakary Soumare  
 19 Jeff Curtin  
 22 Wilman Conde  
 23 Ivan Guerrero  
 25 Gonzalo Segares  
 32 Dasan Robinson  
 34 Osei Telesford  
 37 Daniel Woolard  
**MIDFIELDERS**  
 7 Logan Pause  
 8 Diego Gutierrez  
 11 John Thornington  
 14 Chris Armas  
 16 Brian Plotkin  
 21 Justin Mapp  
 30 Mike Banner  
 31 Floyd Franks  
 35 Bruno Menezes  
**FORWARDS**  
 3 Calen Carr  
 9 Chad Barrett  
 10 Cuauhtemoc Blanco  
 12 Paulo Wanchope  
 17 Chris Rolfe

### RECORD AT HALFTIME

(W-L-T)	LEAD	TIED	TRAIL
DC	8-0-2	6-0-3	2-7-2
CHI	5-1-2	5-4-7	0-5-1

### RECORD WITH FIRST GOAL

SCORE	ALLOW
13-0-2	3-7-3
9-1-4	1-9-2

### TEAM LEADERS

- D.C. UNITED**  
 G: 20 Emilio  
 A: 9 Gomez  
 SHT: 82 Gomez  
 SOG: 47 Emilio  
 FC: 49 Olsen  
 FS: 43 Gomez  
 OF: 21 Emilio/Fred  
 C: 8 Olsen  
 E: 1 Boswell/Fred
- FIRE**  
 G: 7 Barrett  
 A: 7 Blanco  
 SHT: 59 Barrett  
 SOG: 37 Barrett  
 FC: 43 Segares  
 FS: 61 Blanco  
 OF: 37 Barrett  
 C: 7 Brown/Gutierrez  
 E: 1 5 players tied

### GOALSCORING RECORD

GOALS SCORED IN GAME		GP	0	1	2	3	4+	TOT	AVG
DC	30	5	8	8	4	5	56	1.87	
CHI	30	9	13	6	2	0	31	1.03	

GOALS ALLOWED IN GAME		GP	0	1	2	3	4+	TOT	AVG
DC	30	8	14	5	2	1	34	1.13	
CHI	30	11	9	4	5	1	36	1.20	

### GOALS BY INTERVALS

GOALS SCORED		Total	1-15	16-30	31-45	46-60	61-75	76-90	OT
DC	56	10	6	7	14	8	11	0	
CHI	31	1	3	8	6	7	6	0	

GOALS ALLOWED		Total	1-15	16-30	31-45	46-60	61-75	76-90	OT
DC	34	3	8	9	7	4	3	0	
CHI	36	4	6	2	6	7	11	0	

### TEAM COMPARISONS (averages per game)

	UNITED		FIRE	
	FOR	AGAINST	FOR	AGAINST
GOALS SCORED	1.87	1.13	1.03	1.24
TOTAL SHOTS	12.03	11.63	10.40	11.70
SHOTS ON GOAL	6.33	5.47	5.20	5.23
SHOOTING ACCURACY	53%	47%	50%	45%
SCORING PERCENTAGE	15.5%	9.7%	9.9%	10.3%
FOULS	16.96	12.20	13.10	14.00
CORNER KICKS	4.00	4.10	4.63	4.77
OFFSIDE	3.83	2.27	3.03	3.00

### GAME-BY-GAME: WON/LOST/TIED

United	LLLTW	WWTWW	LWWLT	LWVWWW	WWTWW	TWTTL
Fire	WTWWL	LLLTW	LLTTL	LWTWL	WLWTT	TTWTW





D.C. UNITED PLAYOFF HISTORY

vs. Team	No. of Series	W-L	GP	W-L-T	OT	ShO	GF	GA	Mtg.	Round	Series Result
Chicago	3	0-3	5	0-4-1	0-0-0	0-0	0	10	2005	Quarterfinals	Lost 1 games to 0
Colorado	1	1-0	1	1-0-0	0-0-0	0-0	2	1	1997	MLS Cup '97	Won MLS Cup '97
Columbus	3	3-0	8	6-2-0	0-0-0	0-0	18	12	1999	East Finals	Won 2 games to 1
Kansas City	1	1-0	1	1-0-0	0-0-0	0-0	3	2	2004	MLS Cup '04	Won MLS Cup '04
Los Angeles	2	2-0	2	2-0-0	1-0-0	0-0	5	2	1999	MLS Cup '99	Won MLS Cup '99
New England	3	2-1	4	3-1-0	1-0-0	2-0	8	6	2006	Semifinals	Lost 1 games to 0
MetroStars-New	3	3-0	7	5-1-1	0-0-0	0-1	11	4	2006	Quarterfinals	Won 1 games to 0
Miami	2	2-0	4	4-0-0	0-0-0	2-0	4	1	1999	East Semifinals	Won 2 games to 0
Tampa Bay	1	1-0	2	2-0-0	0-0-0	0-0	6	2	1996	East Finals	Won 2 games to 0
<b>TOTALS</b>	<b>19</b>	<b>15-4</b>	<b>34</b>	<b>24-8-2</b>	<b>2-0-0</b>	<b>4-1</b>	<b>57</b>	<b>40</b>			

D.C. UNITED - ALL-TIME POSTSEASON RESULTS

DATE	OPPONENT	RESULT	ATT.	W-L-T	RD.	GOALS:
09/24/1996	at MetroStars	L 2-3	14,416	0-1-0	QTR	DC: Diaz Arce (24) Moreno (56); MET: De Avila (38) Savarese (75)
09/27/1996	MetroStars	W 1-0	21,442	1-1-0	QTR	DC: Etcheverry (72)
10/02/1996	MetroStars	W 2-1	20,423	2-1-0	QTR	DC: Rammel (67) Diaz Arce (89); MET: De Avila (86)
10/10/1996	Tampa Bay	W 4-1	23,566	3-1-0	SEM	DC: Diaz Arce (36,58,60) Rammel (54); TB: Lassiter (42)
10/12/1996	at Tampa Bay	W 2-1	9,339	4-1-0	SEM	DC: Williams (49) Diaz Arce (82); TB: Ralston (14)
10/20/1996	at Los Angeles	W 3-2 (OT)	34,643	5-1-0	FIN	DC: Sanneh (73) Medved (81) Pope (94); LA: Hurtado (5) Armas (56)

DATE	OPPONENT	RESULT	ATT.	W-L-T	RD.	GOALS:
10/05/1997	New England	W 4-1	12,540	1-0-0	QTR	DC: Wegerle (13,56) Moreno (65,76); NE: Burns (89)
10/08/1997	at New England	W 2-1	16,233	2-0-0	QTR	DC: Williams (53); NE: Moore (72)
10/12/1997	Columbus	W 3-2	11,820	3-0-0	SEM	DC: Sanneh (9,45) Diaz Arce (29); CLB: Farrell (57) Dooley (73)
10/15/1997	at Columbus	W 1-0	9,506	4-0-0	SEM	DC: Diaz Arce (47)
10/26/1997	Colorado	W 2-1	57,431	5-0-0	FIN	DC: Moreno (37) Sanneh (68); COL: Paz (75)

DATE	OPPONENT	RESULT	ATT.	W-L-T	RD.	GOALS:
09/30/1998	Miami	W 2-1	15,187	1-0-0	QTR	DC: Lassiter (28) Moreno (38); MIA: McLaren (69)
10/04/1998	at Miami	W 1-0	13,128	2-0-0	QTR	
10/11/1998	Columbus	W 2-0	17,755	3-0-0	SEM	DC: Sanneh (68) Etcheverry (78)
10/18/1998	at Columbus	L 2-4	13,193	3-1-0	SEM	DC: Sanneh (65) Lassiter (77); CLB: McBride (8,47) Dooley (37) John (81)
10/21/1998	Columbus	W 3-0	21,453	4-1-0	SEM	DC: Agoos (12) Lassiter (44,79)
10/25/1998	at Chicago	L 0-2	51,350	4-2-0	FIN	CHI: Podbrozny (29) Gutierrez (45)

DATE	OPPONENT	RESULT	ATT.	W-L-T	RD.	GOALS:
10/16/1999	Miami	W 2-0	18,011	1-0-0	QTR	DC: Moreno (34,88)
10/24/1999	at Miami	W 1-0	8,446	2-0-0	QTR	
10/31/1999	Columbus	W 2-1	14,529	3-0-0	SEM	DC: Moreno (15) Olsen (72); CLB: Cunningham (82)
11/07/1999	at Columbus	L 1-5	12,778	3-1-0	SEM	DC: Lassiter (7); CLB: Elcock (20) Cunningham (41) John (48,61,84)
11/13/1999	Columbus	W 4-0	21,451	4-1-0	SEM	DC: Moreno (17) Lassiter (34,52) Etcheverry (86)
11/21/1999	at Los Angeles	W 2-0	44,910	5-1-0	FIN	DC: Moreno (19) Olsen (45)

DATE	OPPONENT	RESULT	ATT.	W-L-T	RD.	GOALS:
11/01/2003	Chicago	L 0-2	15,202	0-1-0	QTR	CHI: Williams (4) Razov (90)
11/09/2003	at Chicago	L 0-2	15,312	0-2-0	QTR	CHI: Ralph (17) Razov (55)

DATE	OPPONENT	RESULT	ATT.	W-L-T	RD.	GOALS:
10/23/2004	at MetroStars	W 2-0	11,161	1-0-0	QTR	DC: Stewart (67) Eskandarian (88)
10/30/2004	MetroStars	W 2-0	15,763	2-0-0	QTR	DC: Moreno (85) Namoff (89)
11/06/2004	New England	W 3-3 (OT)	21,201	3-0-0	SEM	DC: Eskandarian (11) Moreno (21) Gomez (67); NE: Twellman (17) Ralston (44) Noonan (85)
11/14/2004	at Kansas City	W 3-2	25,797	4-0-0	FIN	DC: Eskandarian (19,23) own goal (26); KC: Burciaga (6) Wolff (58)

DATE	OPPONENT	RESULT	ATT.	W-L-T	RD.	GOALS:
10/21/2005	at Chicago	T 0-0	11,493	0-0-1	QTR	
10/30/2005	Chicago	L 0-4	20,089	0-1-1	QTR	CHI: Stewart (10) Guerrero (37,45) Marsch (67)

DATE	OPPONENT	RESULT	ATT.	W-L-T	RD.	GOALS:
10/21/2006	at New York	W 1-0	8,630	1-0-0	QTR	DC: Gomez (77)
10/29/2006	New York	T 1-1	21,455	1-0-1	QTR	DC: Gomez (86); NY: Altidore (70)
11/05/2006	New England	L 0-1	19,552	1-1-1	SEM	NE: Twellman (4)



CHICAGO FIRE PLAYOFF HISTORY

vs. Team	No. of Series	W-L	GP	W-L-T	OT	ShO	GF	GA	Last Mtg.	Round	Series Result
Colorado	1	1-0	2	2-0-0	0-0-0	1-0	2	1	1998	West Semifinals	Won 2 games to 0
D.C. United	3	3-0	5	4-0-1	0-0-0	0-0	10	0	2005	Quarterfinals	Won 1 games to 0
FC Dallas	2	1-1	6	3-2-1	0-0-1	0-0	12	6	2001	Quarterfinals	Won 7 pts. to 1
Kansas City	1	0-1	1	0-1-0	0-0-0	0-0	0	1	2000	MLS Cup '00	Lost MLS Cup '00
Los Angeles	2	1-1	5	2-2-1	0-2-1	1-0	4	5	2001	Semifinals	Lost 7 pts. to 1
New England	5	2-3	10	5-5-0	1-1-0	0-0	14	11	2006	Quarterfinals	Lost Series
New York	1	1-0	3	2-1-0	0-0-0	0-0	6	4	2000	Semifinals	Won 6 pts. to 3
San Jose	1	0-1	1	0-1-0	0-0-0	0-0	2	4	2003	MLS Cup '03	Lost MLS Cup '03
<b>TOTALS</b>	<b>16</b>	<b>9-7</b>	<b>33</b>	<b>18-12-3</b>	<b>1-3-2</b>	<b>2-0</b>	<b>50</b>	<b>32</b>			

CHICAGO FIRE -- ALL-TIME POSTSEASON RESULTS

DATE	OPPONENT	RESULT	ATT.	W-L-T	RD.	GOALS:
10/01/1998	Colorado	W 2-1	12,610	1-0-0	QTR	CHI: Kubik (50); COL: Waldir (79)
10/05/1998	at Colorado	W 1-0	6,582	2-0-0	QTR	CHI: Kubik (42)
10/10/1998	at Los Angeles	W 1-0	25,107	3-0-0	SEM	CHI: Marsch (86)
10/16/1998	Los Angeles	W 2-1	32,744	4-0-0	SEM	CHI: Nowak (31); LA: Pena (37)
10/25/1998	D.C. United	W 2-0	51,350	5-0-0	FIN	CHI: Podbrozny (29) Gutierrez (45)
10/16/1999	at Dallas	L 1-2	10,980	0-1-0	QTR	CHI: Ball (79); DAL: Graziani (52) Santel (75)
10/23/1999	Dallas	W 4-0	13,197	1-1-0	QTR	CHI: Nowak (18) Kosecki (36) Razov (43) Kovalenko (46)
10/27/1999	at Dallas	L 2-3	9,795	1-2-0	QTR	CHI: Razov (3) Marsch (5); DAL: Deering (55) Rodriguez (84) Graziani (86)
09/15/2000	New England	W 2-1	10,476	1-0-0	QTR	CHI: own goal (54) Kovalenko (73); NE: Harris (50)
09/19/2000	at New England	L 1-2	10,723	1-1-0	QTR	CHI: Kovalenko (83); NE: Wynalda (18) Wright (86)
09/22/2000	New England	W 6-0	5,972	2-1-0	QTR	CHI: Razov (5,65) Stoitchkov (14,17) Nowak (47) George (75)
09/26/2000	MetroStars	W 3-0	7,141	3-1-0	SEM	CHI: Stoitchkov (21) Kovalenko (35) Razov (84)
09/30/2000	at MetroStars	L 0-2	15,476	3-2-0	SEM	MET: Chung (40) Valencia (84)
10/06/2000	MetroStars	W 3-2	10,133	4-2-0	SEM	CHI: Brown (3) Stoitchkov (31) Razov (88); MET: Valencia (32,36)
10/15/2000	at Kansas City	L 0-1	39,159	4-3-0	FIN	KC: Molnar (11)
09/20/2001	Dallas	W 2-0	8,314	1-0-0	QTR	CHI: Bocanegra (40) Whitfield (90)
09/23/2001	at Dallas	T 1-1 (OT)	17,149	1-0-1	QTR	CHI: J. Beasley (84); DAL: Deering (27)
09/29/2001	Dallas	W 2-0	12,811	2-0-1	QTR	CHI: Kovalenko (17) Armas (55)
10/10/2001	Los Angeles	T 1-1 (OT)	10,388	2-0-2	SEM	CHI: Wynalda (32); LA: Hernandez (44)
10/13/2001	at Los Angeles	L 0-1 (OT)	10,100	2-1-2	SEM	LA: Vagenas (94)
10/17/2001	Los Angeles	L 1-2 (OT)	13,444	2-2-2	SEM	CHI: D. Beasley (30); LA: Califf (44) Cienfuegos (98)
09/26/2002	at New England	L 0-2	6,306	0-1-0	QTR	NE: Twellman (13) Hernandez (60)
09/29/2002	New England	W 2-1	9,434	1-1-0	QTR	CHI: Razov (43,76); NE: Kamler (28)
10/02/2002	at New England	L 0-2	6,954	1-2-0	QTR	NE: Kamler (12) Twellman (65)
11/01/2003	at D.C. United	W 2-0	15,202	1-0-0	QTR	CHI: Williams (4) Razov (90)
11/09/2003	D.C. United	W 2-0	15,312	2-0-0	QTR	CHI: Ralph (17) Razov (55)
11/14/2003	New England	W 1-0 (OT)	14,610	3-0-0	SEM	CHI: Armas (101)
11/23/2003	San Jose	L 2-4	27,000	3-1-0	FIN	CHI: Beasley (49) own goal (54); SJ: Ekelund (5) Donovan (38,71) Mulrooney (50)
10/21/2005	D.C. United	T 0-0	11,493	0-0-1	QTR	
10/30/2005	at D.C. United	W 4-0	20,089	1-0-1	QTR	CHI: Stewart (10) Guerrero (37,45) Marsch (67)
11/06/2005	at New England	L 0-1	18,118	1-1-1	SEM	NE: Dempsey (4)
10/22/2006	New England	W 1-0	10,217	1-0-0	QTR	CHI: Mapp (35)
10/28/2006	at New England	L 1-2 (OT)	9,372	1-1-0	QTR	CHI: Jaqua (18); NE: Twellman (41) Noonan (58)



D.C. UNITED v CHICAGO FIRE PLAYOFF HISTORY

1998 MLS CUP FINAL

DATE: October 25, 1998 -- Rose Bowl, Pasadena

Goals by Period	1	2	Tot
D.C. United	0	0	0
Chicago	2	0	2

Scoring Summary:

CHI--Podbrozny 1 (Nowak 1, Razov 2) 29  
CHI--Gutierrez 1 (Nowak 2) 45

D.C. UNITED--Tom Presthus, Jeff Agoos, Carlos Llamasa (Mike Slivinski 81), Eddie Pope, Tony Sanneh (A.J. Wood 70), Marco Etcheverry, John Harkes, Ben Olsen, Richie Williams, Roy Lassiter, Jaime Moreno.  
TOTAL SHOTS: 22 (Etcheverry 6, Lassiter 6); SHOTS ON GOAL: 8 (Lassiter 3); FOULS: 8 (3 tied with 2); OFFSIDE: 1; CORNER KICKS: 12; SAVES: Presthus 1; CAUTIONS: Sanneh 25, Etcheverry 33; EJECTIONS: None.

CHICAGO FIRE--Zach Thornton, C.J. Brown, Lubos Kubik, Francis Okaroh, Chris Armas, Diego Gutierrez, Jesse Marsch, Peter Nowak (Josh Wolff 79), Jerzy Podbrozny, Roman Kosecki (Frank Klopas 56), Ante Razov (Tom Soehn 74).  
TOTAL SHOTS: 10 (3 tied with 2); SHOTS ON GOAL: 4 (Podbrozny 2); FOULS: 27 (Razov 5); OFFSIDE: 5; CORNER KICKS: 3; SAVES: Thornton 8; CAUTIONS: Razov 31, Gutierrez 50, Marsch 60; EJECTIONS: None.

Referee: Kevin Terry

Referee's Assistants: Chip Reed, Laszlo Nagy

4th Official: Paul Tamberino.

Attendance: 51,350.

EASTERN CONFERENCE SEMIFINALS

DATE: November 1, 2003 -- RFK Stadium

Goals by Period	1	2	Tot
Chicago	1	1	2
D.C. United	0	0	0

Scoring Summary:

CHI--Williams 1 (unassisted) 4  
CHI--Razov 1 (Jaqua 1, Thornton 1) 94+

CHICAGO FIRE--Zach Thornton, Carlos Bocanegra, Jim Curtin, Orlando Perez, Chris Armas, DaMarcus Beasley, Jesse Marsch, Evan Whitfield, Andy Williams (Justin Mapp 65), Damani Ralph (Nate Jaqua 82), Ante Razov.  
TOTAL SHOTS: 17 (Ralph 4, Williams 4); SHOTS ON GOAL: 7 (Williams 3); FOULS: 17 (Mapp 3, Marsch 3); OFFSIDE: 1; CORNER KICKS: 7; SAVES: Thornton 3; CAUTIONS: Marsch 36, Beasley 40, Perez 59; EJECTIONS: None.  
D.C. UNITED--Doug Warren, Bryan Namoff, Ryan Nelsen, Mike Petke, Brandon Prideaux, Bobby Convey, Marco Etcheverry (Eliseo Quintanilla 57), Dema Kovalenko, Earnie Stewart, Ronald Cerritos (Thiago Martins 81), Hristo Stoitchkov (Santino Quaranta 69).  
TOTAL SHOTS: 6 (Kovalenko 2); SHOTS ON GOAL: 3 (3 tied with 1); FOULS: 20 (Namoff 5, Nelsen 5); OFFSIDE: 7; CORNER KICKS: 1; SAVES: Warren 5; CAUTIONS: Stoitchkov 14, Prideaux 28, Namoff 38, Kovalenko 74; EJECTIONS: None.

Referee: Ricardo Valenzuela

Referee's Assistants: Chris Strickland, George Gansner

4th Official: Alex Prus.

Attendance: 15,202.

Temperature: 64 and Clear.

DATE: November 9, 2003 -- Soldier Field

Goals by Period	1	2	Tot
D.C. United	0	0	0
Chicago	1	1	2

Scoring Summary:

CHI--Ralph 1 (Armas 1, Razov 1) 17  
CHI--Razov 2 (Beasley 1, Perez 1) 55

D.C. UNITED--Doug Warren, Galin Ivanov, Ryan Nelsen, Mike Petke, Brandon Prideaux (Hristo Stoitchkov 58), Bobby Convey, Marco Etcheverry, Dema Kovalenko, Eliseo Quintanilla (Ejected 79), Santino Quaranta (Ronald Cerritos 60), Earnie Stewart.

TOTAL SHOTS: 5 (5 tied with 1); SHOTS ON GOAL: 2 (Nelsen 1, Stewart 1); FOULS: 22 (Quintanilla 6); OFFSIDE: 1; CORNER KICKS: 4; SAVES: Warren 3; CAUTIONS: Quintanilla 28, Petke 67, Stoitchkov 82; EJECTIONS: Quintanilla 7

CHICAGO FIRE--Zach Thornton, Carlos Bocanegra, Jim Curtin, Orlando Perez, Evan Whitfield, Chris Armas, DaMarcus Beasley (Kelly Gray 61), Jesse Marsch (Logan Pause 79), Andy Williams, Damani Ralph, Ante Razov (Nate Jaqua 60).

TOTAL SHOTS: 14 (Razov 5); SHOTS ON GOAL: 5 (Jaqua 2); FOULS: 23 (Marsch 7); OFFSIDE: 3; CORNER KICKS: 3; SAVES: Thornton 2; CAUTIONS: Razov 28, Curtin 42, Williams 72, Whitfield 77; EJECTIONS: None.

Referee: Brian Hall

Referee's Assistants: Craig Lowry, Richard Eddy

4th Official: Terry Vaughn.

Attendance: 15,312.

Temperature: 40 and Sunny.

EASTERN CONFERENCE SEMIFINALS

DATE: October 21, 2005 -- Soldier Field

Goals by Period	1	2	Tot
D.C. United	0	0	0
Chicago	0	0	0

Scoring Summary:

D.C. UNITED--Nick Rimando, Facundo Erpen, Bryan Namoff, Brandon Prideaux, Brian Carroll, Christian Gomez (Jamil Walker 86), Joshua Gros, Dema Kovalenko, John Wilson, Jaime Moreno, Santino Quaranta.  
TOTAL SHOTS: 4 (Kovalenko 2); SHOTS ON GOAL: 0 (29 tied with 0); FOULS: 16 (Quaranta 4); OFFSIDE: 2; CORNER KICKS: 5; SAVES: Rimando 2; CAUTIONS: Kovalenko 28, Quaranta 31, Carroll 47; EJECTIONS: None.

CHICAGO FIRE--Zach Thornton, C.J. Brown, Jim Curtin, Ivan Guerrero, Gonzalo Segares, Chris Armas, Justin Mapp, Jesse Marsch, Logan Pause, Thiago (Nate Jaqua 78), Chris Rolfe (Chad Barrett 84).  
TOTAL SHOTS: 8 (Rolfe 4); SHOTS ON GOAL: 3 (Rolfe 2); FOULS: 18 (Mapp 4); OFFSIDE: 2; CORNER KICKS: 3; SAVES: None; CAUTIONS: Brown 24; EJECTIONS: None.

Referee: Brian Hall

Referee's Assistants: Greg Barkey, Terry Vaughn

4th Official: Rob Fereday.

Attendance: 11,493.

Temperature: 52 and Clear.

DATE: October 30, 2005 -- RFK Stadium

Goals by Period	1	2	Tot
Chicago	3	1	4
D.C. United	0	0	0

Scoring Summary:

CHI--Stewart 1 (da Rosa Correa 1) 10  
CHI--Guerrero 1 (unassisted) 37  
CHI--Guerrero 2 (Rolfe 1) 50+  
CHI--Marsch 1 (Guerrero 1, Thiago 2) 67

CHICAGO FIRE--Zach Thornton, C.J. Brown, Jim Curtin, Gonzalo Segares, Thiago, Ivan Guerrero, Jesse Marsch, Logan Pause, Jack Stewart (Tony Sanneh 74), Nate Jaqua (Andy Herron 79), Chris Rolfe (Chad Barrett 70).

TOTAL SHOTS: 15 (Stewart 4); SHOTS ON GOAL: 8 (3 tied with 2); FOULS: 20 (Thiago 4); OFFSIDE: 5; CORNER KICKS: 4; SAVES: Thornton 4; CAUTIONS: Segares 52; EJECTIONS: None.

D.C. UNITED--Nick Rimando, Facundo Erpen (Bobby Boswell 5), Bryan Namoff, Brandon Prideaux, Brian Carroll, Christian Gomez (Ejected 55), Dema Kovalenko, Ben Olsen, Santino Quaranta (Freddy Adu 51+), Jaime Moreno, Jamil Walker (Lucio Filomeno 51+).

TOTAL SHOTS: 9 (Moreno 3); SHOTS ON GOAL: 4 (4 tied with 1); OULS: 16 (Adu 3, Boswell 3); OFFSIDE: 1; CORNER KICKS: 5; SAVES: Rimando 3; CAUTIONS: Olsen 21, Filomeno 71, Adu 80; EJECTIONS: Gomez 55.

Referee: Kevin Stott

Referee's Assistants: Thomas Supple, Richard Eddy

4th Official: Abiodun Okulaja.

Attendance: 20,089.

Temperature: 66 and Sunny.



## UNITED v FIRE – 2007 LEAGUE BOXSCORES

**D.C. UNITED 3, CHICAGO FIRE 1**

June 16, 2007 – RFK Stadium

## Scoring Summary:

DC -- Dyachenko 1 (unassisted) 6  
DC -- Emilio 4 (Gomez 3) 25  
DC -- Emilio 5 (unassisted) 51  
CHI -- Monteiro 1 (unassisted) 54

D.C. United rolled to a 3-1 victory in the first meeting between the clubs this season, June 16 at RFK Stadium, in what was the last game in charge of the Fire for Dave Sarachan. The Black-and-Red took advantage of some real errors to take a commanding lead by early in the second half. In just the sixth minute, Fred drove in a low cross from the left that Fire 'keeper Matt Pickens was unable to control on the short hop, and Rod Dyachenko blasted it into the goal from almost on the line for the simplest of finishes for his first professional goal. In the 25th minute, Luciano Emilio was kept onside on a ball played over the Fire line by Christian Gomez, and as Pickens raced off his line, the Brazilian lobbed the ball over the 'keeper's head for his second goal in as many games. Then just after the break, Emilio added to his haul, Pickens again spilling a shot from Gomez and Emilio bundling it over the line with his body (51). The Fire pulled a goal back three minutes when a pass was filtered through for Jerson Monteiro, and after side-stepping Facundo Erpen, the Angolan-born rookie finished inside the left-hand post for his first professional goal.

UNITED (4-3-1-2): Troy Perkins – Bryan Namoff, Facundo Erpen, Devon McTavish, Joshua Gros – Fred, Brian Carroll (Clyde Simms 71), Ben Olsen (Nicholas Adlery 83) – Christian Gomez (Justin Moose 66) – Rod Dyachenko, Luciano Emilio. Substitutes Not Used: Marc Burch, Kasali Yinka Casal, Guy-Roland Kpene, Jay Nolly  
TOTAL SHOTS: 15 (Emilio 4); SHOTS ON GOAL: 9 (Emilio 4); FOULS: 9 (Dyachenko 3); OFFSIDE: 7; CORNER KICKS: 4; SAVES: Perkins 1; CAUTIONS: Namoff 91+; EJECTIONS: None.

FIRE (4-4-2): Matt Pickens – Dasan Robinson (Brian Plotkin 70), C.J. Brown, Jeff Curtin, Gonzalo Segares – Floyd Franks (Jerson Monteiro 46), Diego Gutierrez, Bakary Soumare, Jordan Russolillo (Willian Oliveira 46) – Chad Barrett, Calen Carr. Substitutes Not Used: Mike Banner, Jon Busch, Jim Curtin, Daniel Woolard  
TOTAL SHOTS: 5 (5 tied with 1); SHOTS ON GOAL: 2 (Barrett 1, Monteiro 1); FOULS: 14 (Segares 4); OFFSIDE: 1; CORNER KICKS: 1; SAVES: Pickens 6; CAUTIONS: Je. Curtin 73; EJECTIONS: None.

Referee: Tim Weyland  
Referee's Assistants: Nate Clement, Paul Scott  
4th Official: Andrew Chapin.  
Attendance: 20,161.  
Temperature: 77 and Clear.

**CHICAGO FIRE 1, D.C. UNITED 1**

September 23, 2007 -- Toyota Park

On Sept. 23 at Toyota Park, the teams battled to a 1-1 draw. The Fire took the lead in the 18th minute when Cuauhtemoc Blanco lofted a terrific pass from his own half over the top for Chad Barrett to run onto, and the striker held off a United defender before stroking a low shot past Troy Perkins. But seven minutes before full-time, United pulled level. From well out on the right, Jaime Moreno hit a half-cross, half-shot that sailed toward the near post. Fire 'keeper Matt Pickens appeared to let it go – and it sailed into the goal under the crossbar for the equalizer.

## Scoring Summary:

CHI -- Barrett 6 (Blanco 6) 18  
DC -- Moreno 6 (unassisted) 84

FIRE (4-3-1-2): Matt Pickens – C.J. Brown, Wilman Conde, Diego Gutierrez, Dasan Robinson – Logan Pause, Chris Armas, Calen Carr (Bakary Soumare 72) – Cuauhtemoc Blanco – Chris Rolfe, Chad Barrett (Floyd Franks 81). Substitutes Not Used: Mike Banner, Jon Busch, Brian Plotkin, John Thornington, Daniel Woolard  
TOTAL SHOTS: 13 (Blanco 3, Conde 3); SHOTS ON GOAL: 7 (Conde 3); FOULS: 4 (4 tied with 1); OFFSIDE: 2; CORNER KICKS: 7; SAVES: Pickens 5; CAUTIONS: Armas 27, Rolfe 72, Franks 87; EJECTIONS: None.

UNITED (4-4-2): Troy Perkins – Bryan Namoff (Clyde Simms 43), Bobby Boswell, Greg Vanney, Marc Burch – Domenic Mediate (Stephen deRoux 69), Brian Carroll (Nicholas Adlery 53), Devon McTavish, Joshua Gros – Jaime Moreno, Luciano Emilio. Substitutes Not Used: Rod Dyachenko, Jeff Carroll, Guy-Roland Kpene, Jay Nolly  
TOTAL SHOTS: 9 (Emilio 4); SHOTS ON GOAL: 7 (Emilio 2, Moreno 2); FOULS: 14 (Mediate 3); OFFSIDE: 1; CORNER KICKS: 4; SAVES: Perkins 6; CAUTIONS: B. Carroll 50; EJECTIONS: None.

Referee: Alex Prus  
Referee's Assistants: Greg Barkey, Emiliano Monje  
4th Official: Ricardo Salazar.  
Attendance: 20,079.  
Temperature: 75 and Sunny.

**D.C. UNITED 0, CHICAGO FIRE 0**

October 13, 2007 -- RFK Stadium

D.C. United claimed the Supporters' Shield for the second consecutive season – the first team ever to do that – following their goalless draw with the Chicago Fire on Oct. 13 at RFK Stadium. D.C. United goalkeeper Troy Perkins was called upon to make a club season-high nine saves, eight during the first half when the Fire held the majority of the play. But the best save of the night fell to Fire 'keeper Matt Pickens, who acrobatically tipped a fierce Christian Gomez blast over the bar midway through the half. The woodwork also saved the Fire in the first half when Guy-Roland Kpene lashed a snapshot that smacked the inside of the left post and sailed out the other side.

UNITED (4-3-1-2): Troy Perkins – Bryan Namoff, Devon McTavish, Greg Vanney, Marc Burch – Ben Olsen, Clyde Simms, Fred (Rod Dyachenko 64) – Christian Gomez – Luciano Emilio, Guy-Roland Kpene (Brian Carroll 46). Substitutes Not Used: Stephen deRoux, Jeff Carroll, Domenic Mediate, Jerson Monteiro, Jay Nolly  
TOTAL SHOTS: 8 (Kpene 3); SHOTS ON GOAL: 4 (Gomez 2); FOULS: 13 (Burch 3); OFFSIDE: 3; CORNER KICKS: 5; SAVES: Perkins 9; CAUTIONS: None; EJECTIONS: None.

FIRE (4-3-1-2): Matt Pickens – Logan Pause, Dasan Robinson, C.J. Brown, Gonzalo Segares – Chris Rolfe (John Thornington 88), Chris Armas, Wilman Conde (Bakary Soumare 78) – Cuauhtemoc Blanco – Chad Barrett (Calen Carr 81), Paulo Wanchope. Substitutes Not Used: Jon Busch, Floyd Franks, Diego Gutierrez, Bruno Menezes  
TOTAL SHOTS: 14 (Barrett 6); SHOTS ON GOAL: 9 (Barrett 5); FOULS: 13 (Wanchope 3); OFFSIDE: 1; CORNER KICKS: 2; SAVES: Pickens 4; CAUTIONS: None; EJECTIONS: None.

Referee: Kevin Stott  
Referee's Assistants: George Gansner, Sean Hurd  
4th Official: Jozef Batko.  
Attendance: 25,404.  
Temperature: 67 and Clear.



ECSF: UNITED v FIRE

2007 D.C. UNITED VS. CHICAGO FIRE (1-0-2)

UNF	POS	PLAYER	GP	GS	MIN	G	A	SHT	SOG	FC	FS	OFF	CK	C	E	CP
11	FWD	Luciano Emilio	3	3	270	2	0	8	6	2	4	2	0	0	0	0
15	FWD	Rod Dyachenko	2	1	116	1	0	3	3	4	0	1	0	0	0	0
99	FWD	Jaime Moreno	1	1	90	1	0	2	2	1	1	0	1	0	0	0
10	MID	Christian Gomez	2	2	156	0	1	5	3	0	2	2	4	0	0	0
33	FWD	Nicholas Addler	2	0	44	0	0	1	0	0	2	1	0	0	0	0
32	DEF	Bobby Boswell	1	1	90	0	0	0	0	1	0	0	0	0	0	0
4	DEF	Marc Burch	2	2	180	0	0	1	0	3	2	0	5	0	0	0
16	MID	Brian Carroll	3	2	169	0	0	0	0	3	0	0	0	1	0	0
21	M/D	Stephen deRoux	1	0	21	0	0	0	0	1	0	0	0	0	0	0
5	DEF*	Facundo Erpen	1	1	90	0	0	1	0	0	0	0	0	0	0	0
7	MID	Fred	2	2	154	0	0	2	0	1	2	2	0	0	0	0
17	M/D	Joshua Gros	2	2	180	0	0	1	1	2	2	0	0	0	0	0
20	FWD	Guy-Roland Kpene	1	1	45	0	0	3	1	2	0	0	0	0	0	0
18	DEF	Devon McTavish	3	3	270	0	0	0	0	3	2	0	0	0	0	0
12	MID	Domenic Mediate	1	1	69	0	0	1	1	3	0	0	0	0	0	0
8	MID	Justin Moose	1	0	24	0	0	1	1	0	0	0	2	0	0	0
26	DEF	Bryan Namoff	3	3	223	0	0	0	0	4	2	0	0	1	0	0
14	MID	Ben Olsen	2	2	173	0	0	2	1	3	5	3	1	0	0	0
1	GK	Troy Perkins	3	3	270	0	0	0	0	0	1	0	0	0	0	0
19	M/D	Clyde Simms	3	1	156	0	0	1	1	2	0	0	0	0	0	0
6	DEF*	Greg Vanney	2	2	180	0	0	0	0	1	1	0	0	0	0	0
-----																
Team totals			3	3	270	4	1	32	20	36	31	11	13	2	0	0
Opponent totals			3	3	270	2	1	32	18	31	36	4	10	4	0	0

GAME-WINNING GOALS: Luciano Emilio 1  
 GAME-WINNING ASSISTS: Christian Gomez 1  
 PENALTY KICK GOALS/ATTEMPTS: None

UNF	POS	GOALKEEPER	GP	GS	MIN	SHTS	SV	GA	GAA	PG	PA	W	L	T	SO	O'TIME
1	GK	Troy Perkins	3	3	270	18	16	2	0.67	0	0	1	0	2	1	0-0-0
-----																
Team totals			3	3	270	18	16	2	0.67	0	0	1	0	2	1	0-0-0
Opponent totals			3	3	270	20	15	4	1.33	0	0	0	1	2	1	0-0-0

2007 CHICAGO FIRE VS. D.C. UNITED (0-1-2)

UNF	POS	PLAYER	GP	GS	MIN	G	A	SHT	SOG	FC	FS	OFF	CK	C	E	CP
9	FWD	Chad Barrett	3	3	252	1	0	8	7	3	2	2	0	0	0	0
15	FWD*	Jerson Monteiro	1	0	44	1	0	1	1	1	0	0	0	0	0	0
10	FWD	Cuauhtemoc Blanco	2	2	180	0	1	3	1	1	7	1	8	0	0	0
14	MID	Chris Armas	2	2	180	0	0	0	0	1	1	0	0	1	0	0
2	DEF	C.J. Brown	3	3	270	0	0	1	0	2	0	0	0	0	0	0
3	FWD	Calen Carr	3	2	171	0	0	3	0	1	2	0	0	0	0	0
22	DEF	Wilman Conde	2	2	168	0	0	4	4	1	2	0	0	0	0	0
19	DEF	Jeff Curtin	1	1	90	0	0	0	0	1	1	0	0	1	0	0
31	MID	Floyd Franks	2	1	55	0	0	0	0	2	0	1	0	1	0	0
8	MID	Diego Gutierrez	2	2	180	0	0	0	0	0	4	0	0	0	0	0
22	MID	William Oliveira	1	0	45	0	0	1	0	0	0	0	0	0	0	0
7	MID	Logan Pause	2	2	180	0	0	0	0	2	2	0	0	0	0	0
18	GK	Matt Pickens	3	3	270	0	0	0	0	0	1	0	0	0	0	0
16	MID	Brian Plotkin	1	0	20	0	0	0	0	0	1	0	1	0	0	0
32	DEF	Dasan Robinson	3	3	250	0	0	3	0	2	6	0	0	0	0	0
17	FWD	Chris Rolfe	2	2	178	0	0	2	2	2	2	0	0	1	0	0
27	DEF	Jordan Russolillo	1	1	45	0	0	0	0	1	0	0	0	0	0	0
25	DEF	Gonzalo Segares	2	2	180	0	0	1	1	5	2	0	1	0	0	0
4	MID	Bakary Soumare	3	1	120	0	0	2	1	3	2	0	0	0	0	0
11	MID	John Thorrington	1	0	2	0	0	0	0	0	0	0	0	0	0	0
12	FWD	Paulo Wanchope	1	1	90	0	0	3	1	3	0	0	0	0	0	0
-----																
Team totals			3	3	270	2	1	32	18	31	36	4	10	4	0	0
Opponent totals			3	3	270	4	1	32	20	36	31	11	13	2	0	0

GAME-WINNING GOALS: None  
 GAME-WINNING ASSISTS: None  
 PENALTY KICK GOALS/ATTEMPTS: None

UNF	POS	GOALKEEPER	GP	GS	MIN	SHTS	SV	GA	GAA	PG	PA	W	L	T	SO	O'TIME
18	GK	Matt Pickens	3	3	270	20	15	4	1.33	0	0	0	1	2	1	0-0-0
-----																
Team totals			3	3	270	20	15	4	1.33	0	0	0	1	2	1	0-0-0
Opponent totals			3	3	270	18	16	2	0.67	0	0	1	0	2	1	0-0-0



D.C. UNITED 2007 SCHEDULE - REGULAR SEASON TOTALS

DAY	DATE	OPPONENT	RESULT	ATT.	W-L-T	POS.	PTS	NOTES:
Sat.	Apr. 7	at Colorado	L 1-2	18,086	0-1-0	T4	0	DC: Emilio (79); COL: Gomez (19) Brown (35)
Sat.	Apr. 14	Kansas City	L 2-4	22,358	0-2-0	T6	0	DC: Emilio (11) Gomez (34); KC: Harrington (3) Victorine (8) Johnson (45) Sealy (54)
Sat.	Apr. 28	at Columbus	L 0-1	13,572	0-3-0	T6	0	CLB: Hendrickson (28)
Thu.	May 3	New England	T 1-1	12,908	0-3-1	6	1	DC: Moreno (50); NE: Dorman (46)
Sun.	May 6	Chivas USA	W 2-1	14,267	1-3-1	6	4	DC: Gomez (48) Moreno (65); CHV: Galindo (73)
Sat.	May 19	at Toronto FC	W 2-1	20,183	2-3-1	6	7	DC: own goal (52) Moreno (79); TOR: Eskandarian (44)
Sat.	May 26	Houston	W 2-1	18,078	3-3-1	T4	10	DC: Gomez (4) Olsen (27); HOU: De Rosario (73)
Sat.	June 2	at Los Angeles	T 0-0	21,069	3-3-2	T4	11	
Sun.	June 10	New York	W 4-2	18,066	4-3-2	T4	14	DC: Olsen (15,72,84) Emilio (49); NY: Kovalenko (18) Angel (85)
Sat.	June 16	Chicago	W 3-1	20,161	5-3-2	4	17	DC: Dyachenko (6) Emilio (25,51); CHI: Monteiro (54)
Sat.	June 23	at Real Salt Lake	L 1-2	16,319	5-4-2	4	17	DC: Emilio (87); RSL: Findley (41,50)
Thu.	June 28	Colorado	W 4-1	14,982	6-4-2	T3	20	DC: Gomez (34) Addlery (71) Fred (82) Emilio (87); COL: Peterson (19)
Wed.	July 4	at Kansas City	W 1-0	7,872	7-4-2	1	23	DC: Emilio (44)
Sun.	July 8	at Houston	L 0-1	15,033	7-5-2	T2	23	HOU: Ching (33)
Sat.	July 14	FC Dallas	T 3-3	20,952	7-5-3	T3	24	DC: Emilio (8,47) Fred (45); DAL: Ruiz (51) Toja (71,81)
Sun.	July 22	at New York	L 0-1	14,705	7-6-3	5	24	NY: Wolyniec (19)
Sun.	Aug. 5	at New England	W 3-0	12,618	8-6-3	0	27	DC: Gros (22) Emilio (31,76)
Thu.	Aug. 9	Los Angeles	W 1-0	46,686	9-6-3	2	30	DC: Emilio (27)
Sat.	Aug. 18	at Columbus	W 2-0	21,639	10-6-3	T2	33	DC: Fred (52) Emilio (63)
Wed.	Aug. 22	New York	W 3-1	18,748	11-6-3	2	36	DC: Olsen (6) Gomez (8) Moreno (48); NY: Angel (21)
Sat.	Aug. 25	at Toronto FC	W 1-0	20,093	12-6-3	2	39	DC: Fred (8)
Sat.	Sept. 1	at FC Dallas	W 4-0	15,747	13-6-3	T1	42	DC: Olsen (4,45) Gomez (47) Fred (49)
Thu.	Sept. 6	at Chivas USA	T 2-2	9,306	13-6-4	1	43	DC: Emilio (3,26); CHV: Razov (31) Vaughn (60)
Sun.	Sept. 9	New England	W 4-2	18,918	14-6-4	1	46	DC: Fred (31) Moreno (59) Emilio (67,83); NE: Twellman (45) Heaps (54)
Wed.	Sept. 12	Real Salt Lake	W 2-1	14,655	15-6-4	1	49	DC: Emilio (16) Gomez (73); RSL: Beckerman (32)
Sun.	Sept. 23	at Chicago	T 1-1	20,079	15-6-5	0	50	DC: Moreno (84); CHI: Barrett (18)
Sat.	Sept. 29	Toronto FC	W 4-1	25,174	16-6-5	1	53	DC: Burch (52) Fred (57) Moreno (66) Emilio (70); TOR: Robinson (14)
Fri.	Oct. 5	at Kansas City	T 1-1	14,353	16-6-6	1	54	DC: Gomez (56); KC: Sealy (44)
Sat.	Oct. 13	Chicago	T 0-0	25,404	16-6-7	1	55	
Sat.	Oct. 20	Columbus	L 2-3	23,149	16-7-7	1	55	DC: Gomez (89,90); CLB: Rogers (21,90) Moreno (66)

CHICAGO FIRE 2007 SCHEDULE - REGULAR SEASON TOTALS

DAY	DATE	OPPONENT	RESULT	ATT.	W-L-T	POS.	PTS	NOTES:
Sat.	Apr. 7	New England	W 1-0	15,353	1-0-0	1	3	CHI: Pause (4)
Sun.	Apr. 15	at Colorado	T 1-1	12,110	1-0-1	T1	4	CHI: Barrett (85); COL: Gomez (58)
Sat.	Apr. 21	Kansas City	W 2-1	11,717	2-0-1	T1	7	CHI: Barrett (36) Rolfe (73); KC: Marinelli (90)
Sun.	Apr. 29	at Houston	W 1-0	13,392	3-0-1	T1	10	CHI: Rolfe (60)
Sun.	May 6	at New England	L 1-3	9,508	3-1-1	4	10	CHI: Rolfe (45); NE: Larentowicz (16) Ralston (68) Thompson (81)
Sat.	May 12	at Toronto FC	L 1-3	20,041	3-2-1	4	10	CHI: Rolfe (36); TOR: Dichio (24) Goldthwaite (51) Edu (75)
Thu.	May 17	FC Dallas	L 1-2	12,164	3-3-1	T4	10	CHI: Carr (73); DAL: Cooper (24) Toja (60)
Thu.	May 24	at New York	L 0-3	9,357	3-4-1	4	10	NY: Altidore (1) Angel (3,68)
Sun.	May 27	Real Salt Lake	T 0-0	12,996	3-4-2	5	11	
Sun.	June 3	Columbus	W 3-2	10,115	4-4-2	4	14	CHI: Je. Curtin (25) Oliveira (61) Barrett (78); CLB: Oughton (38) Marshall (84)
Sat.	June 9	Chivas USA	L 0-1	20,407	4-5-2	5	14	CHV: Nagamura (79)
Sat.	June 16	at D.C. United	L 1-3	20,161	4-6-2	5	14	CHI: Monteiro (54); DC: Dyachenko (6) Emilio (25,51)
Sun.	July 1	Colorado	T 0-0	10,626	4-6-3	6	15	
Wed.	July 4	at Los Angeles	L 0-2	24,333	4-7-3	7	15	LA: Donovan (16,87)
Sat.	July 7	Toronto FC	T 1-1	13,080	4-7-4	7	16	CHI: Barrett (70); TOR: Edu (78)
Thu.	July 12	Houston	L 0-4	20,034	4-8-4	7	16	HOU: Holden (31) Jaqua (58) Ngwenya (62) Wondolowski (90)
Sun.	July 29	at Toronto FC	W 3-0	20,322	5-8-4	T6	19	CHI: Guerrero (37) Carr (58) Franks (75)
Sat.	Aug. 4	Columbus	T 0-0	20,358	5-8-5	6	20	
Sat.	Aug. 18	at Real Salt Lake	W 2-0	18,913	6-8-5	6	23	CHI: Blanco (43) Wanchope (78)
Wed.	Aug. 22	at Kansas City	L 2-3	12,468	6-9-5	6	23	CHI: Barrett (45) Robinson (83); KC: Victorine (54) Sealy (68) Burciaga (82)
Sat.	Aug. 25	Kansas City	W 2-0	18,453	7-9-5	6	26	CHI: Blanco (44) Carr (86)
Sat.	Sept. 1	at New York	L 0-1	13,219	7-10-5	6	26	NY: Angel (75)
Sat.	Sept. 8	at Columbus	W 1-0	19,983	8-10-5	0	29	CHI: Wanchope (65)
Sat.	Sept. 15	New York	T 2-2	20,586	8-10-6	5	30	CHI: Blanco (54) Segares (70); NY: van den Bergh (10) Angel (69)
Thu.	Sept. 20	at FC Dallas	T 1-1	15,059	8-10-7	5	31	CHI: Rolfe (56); DAL: Ruiz (90)
Sun.	Sept. 23	D.C. United	T 1-1	20,079	8-10-8	5	32	CHI: Barrett (18); DC: Moreno (84)
Sat.	Sept. 29	at Chivas USA	T 1-1	27,000	8-10-9	5	33	CHI: Blanco (24); CHV: Suarez (82)
Sat.	Oct. 6	New England	W 2-1	20,014	9-10-9	5	36	CHI: Rolfe (45) Barrett (60); NE: Larentowicz (24)
Sat.	Oct. 13	at D.C. United	T 0-0	25,404	9-10-1	4	37	
Sun.	Oct. 21	Los Angeles	W 1-0	21,374	10-10-1	4	40	CHI: Thornington (90)



ECSF: UNITED v FIRE

D.C. UNITED CAREER STATISTICS  
VS. CHICAGO FIRE (12-12-7)

PLAYER	GP	GS	MIN	G	A	SHT
Jaime Moreno	21	21	1819	8	10	39
Christian Gomez	12	12	949	6	5	23
Roy Lassiter	6	4	429	6	1	13
Ben Olsen	21	18	1610	5	4	33
Marco Etcheverry	14	13	1166	4	6	21
Demba Kovalenko	11	11	1000	2	3	8
Alecko Eskandarian	10	3	425	2	1	20
Luciano Emilio	3	3	270	2	0	8
Hristo Stoitchkov	2	2	156	1	2	7
Jeff Agoos	5	5	450	1	0	9
Bobby Boswell	8	8	720	1	0	3
Brian Carroll	15	13	1089	1	0	4
Abdul Thompson Conteh	3	1	97	1	0	4
Judah Cooks	3	2	188	1	0	1
Rod Dyachenko	4	2	175	1	0	4
Galini Ivanov	3	3	270	1	0	2
Nana Kuffour	2	1	101	1	0	1
John Maessner	1	1	77	1	0	2
Mike Petke	7	7	640	1	0	3
Clyde Simms	9	4	410	1	0	4
Earnie Stewart	6	5	462	1	0	5
Santino Quaranta	7	6	537	0	3	2
Freddy Adu	11	7	639	0	2	13
John Wilson	4	2	252	0	2	1
Bobby Convey	9	9	840	0	1	12
Ali Curtis	8	4	394	0	1	4
Brian Kamler	5	5	353	0	1	4
Milton Reyes	3	3	280	0	1	0
Tony Sanneh	1	1	90	0	1	3
Diego Sonora	2	2	180	0	1	0
David Stokes	5	2	256	0	1	1
Richie Williams	9	9	830	0	1	3
A.J. Wood	5	1	127	0	1	2
Nicholas Adlery	2	0	44	0	0	1
Lazo Alavanja	4	3	261	0	0	4
Chris Albright	4	4	322	0	0	9
Jose Alegria	6	4	334	0	0	6
Mike Ammann	2	2	180	0	0	0
Kevin Ara	1	0	14	0	0	0
Geoff Aunger	5	4	362	0	0	6
Brian Bates	1	0	64	0	0	1
Marc Burch	2	2	180	0	0	1
Mike Burke	1	0	1	0	0	0
Ronald Cerritos	2	1	118	0	0	6
Eric Denton	3	2	188	0	0	2
Stephen deRoux	2	1	111	0	0	0
Raul Diaz Arce	2	2	180	0	0	3
Matias Donnet	2	2	110	0	0	1
Facundo Erpen	5	5	450	0	0	4
Fred	2	2	154	0	0	2
Scott Garlick	1	1	90	0	0	0
Mario Gori	1	0	3	0	0	0
Joshua Gros	14	12	1109	0	0	13
Steve Guppy	1	1	87	0	0	1
John Harkes	2	2	180	0	0	0
Guy-Roland Kpene	1	1	45	0	0	3
Mark Lisi	3	2	183	0	0	1
Carlos Llamasa	2	2	169	0	0	0
Dennis Ludwig	1	0	14	0	0	2
Ivan McKinley	3	3	258	0	0	2
Devon McTavish	4	3	316	0	0	0
Domenic Mediate	2	2	113	0	0	1
Jason Moore	2	2	161	0	0	1
Justin Moose	1	0	24	0	0	1
Bryan Namoff	16	14	1213	0	0	1
Ryan Nelsen	12	11	1052	0	0	8
Troy Perkins	8	8	720	0	0	0
Eddie Pope	7	7	640	0	0	3
Tom Presthus	5	5	450	0	0	0
Brandon Prideaux	14	13	1127	0	0	2
Eliseo Quintanilla	3	3	220	0	0	4
Nick Rimando	15	15	1380	0	0	0
Mike Slivinski	1	0	14	0	0	0
Robert Ssejjemba	1	0	25	0	0	1
Carey Talley	6	4	364	0	0	3
Greg Vanney	2	2	180	0	0	0
Petter Villegas	1	1	85	0	0	0
Jamil Walker	5	0	43	0	0	2
Mark Watson	1	1	90	0	0	0
Craig Ziadie	3	2	198	0	0	1

Team totals	31	31	2820	48	48	355
Opponent totals	31	31	2820	47	48	355

GOALKEEPER	GP	MIN	SHTS	SV	GAA	PG
Scott Garlick	1	90	7	6	1.00	0
Troy Perkins	8	720	43	34	1.25	0
Nick Rimando	15	1380	74	49	1.43	4
Mike Ammann	2	180	6	2	2.00	1
Tom Presthus	5	450	34	22	2.00	0
-----						
Team totals	31	2820	164	113	1.50	5
Opponent totals	31	2820	182	129	1.53	7

CURRENT D.C. UNITED PLAYERS  
CAREER STATISTICS VS. CHICAGO FIRE (12-12-7)

PLAYER	GP	GS	MIN	G	A	SHT
Jaime Moreno	23	22	1883	8	10	39
Christian Gomez	12	12	949	6	5	23
Ben Olsen	21	18	1610	5	4	33
Greg Vanney	18	17	1531	2	1	11
Luciano Emilio	3	3	270	2	0	8
Bobby Boswell	8	8	720	1	0	3
Brian Carroll	15	13	1089	1	0	4
Rod Dyachenko	4	2	175	1	0	4
Clyde Simms	9	4	410	1	0	4
Nicholas Adlery	2	0	44	0	0	1
Marc Burch	3	3	270	0	0	1
Stephen deRoux	2	1	111	0	0	0
Fred	2	2	154	0	0	2
Joshua Gros	14	12	1109	0	0	13
Guy-Roland Kpene	1	1	45	0	0	3
Devon McTavish	4	3	316	0	0	0
Domenic Mediate	3	3	188	0	0	2
Justin Moose	1	0	24	0	0	1
Bryan Namoff	16	14	1213	0	0	1
Troy Perkins	8	8	720	0	0	0
Team totals	31	31	2820	48	48	355
Opponent totals	31	31	2820	47	48	355

GOALKEEPER	GP	MIN	SHTS	SV	GAA	PG
Troy Perkins	8	720	43	34	1.25	0
-----						
Team totals	31	2820	164	113	1.50	5
Opponent totals	31	2820	182	129	1.53	7



## ECSF: UNITED v FIRE

### CHICAGO FIRE CAREER STATISTICS VS. D.C. UNITED (12-12-7)

PLAYER	GP	GS	MIN	G	A	SHT
Jesse Marsch	20	20	1759	5	2	14
Nate Jaqua	14	9	943	4	3	21
Damani Ralph	6	6	493	4	0	16
Chris Rolfe	9	9	730	3	1	21
Josh Wolff	8	6	612	3	1	18
Peter Nowak	8	8	649	2	3	5
Ante Razov	14	12	1110	2	2	46
Gonzalo Segares	8	8	720	2	2	5
Dema Kovalenko	7	7	625	2	1	11
Jerzy Podbrozny	2	2	180	2	1	3
Andy Herron	8	6	428	2	0	11
Chris Armas	22	22	1944	1	6	14
Ivan Guerrero	7	7	630	1	5	3
Justin Mapp	13	10	846	1	3	13
DaMarcus Beasley	10	10	896	1	1	14
Kelly Gray	12	11	955	1	1	13
Diego Gutierrez	9	8	698	1	1	5
Frank Klopas	4	2	164	1	1	6
Thiago	7	6	502	1	1	6
Andy Williams	6	4	371	1	1	7
Chad Barrett	5	3	311	1	0	9
Sergi Daniv	2	1	105	1	0	1
Jerson Monteiro	1	0	44	1	0	1
Lubos Reiter	3	0	51	1	0	3
Hristo Stoitchkov	5	2	187	1	0	7
Eric Wynalda	1	0	45	1	0	1
Carlos Bocanegra	6	6	570	0	2	1
C.J. Brown	29	28	2574	0	2	9
Lubos Kubik	5	5	425	0	2	8
Cuauhtemoc Blanco	2	2	180	0	1	3
Scott Buete	4	3	245	0	1	0
Francis Okaroh	4	4	315	0	1	0
Logan Pause	15	13	1137	0	1	1
Orlando Perez	4	4	316	0	1	4
Brian Plotkin	3	0	90	0	1	1
Brian Bates	1	1	90	0	0	0
Jamar Beasley	2	0	27	0	0	1
Pascal Bedrossian	1	0	29	0	0	0
Alexandre Boucicaut	1	0	3	0	0	0
Samuel Caballero	2	2	180	0	0	1
Jorge Campos	1	1	90	0	0	0
Craig Capano	3	0	24	0	0	0
Calen Carr	6	2	213	0	0	3
Denny Clanton	2	2	135	0	0	0
Wilman Conde	2	2	168	0	0	4
Jeff Curtin	1	1	90	0	0	0
Jim Curtin	18	15	1403	0	0	7
Justin Evans	1	1	90	0	0	0
Rodrigo Faria	1	1	70	0	0	5
Floyd Franks	3	1	57	0	0	0
Ryan Futagaki	1	1	71	0	0	2
Sam George	1	1	59	0	0	0
Leonard Griffin	1	0	35	0	0	0
Sumed Ibrahim	1	1	55	0	0	0
Zak Ibsen	1	1	90	0	0	3
Roman Kosecki	4	3	256	0	0	8
Ritchie Kotschau	2	2	180	0	0	2
Andrew Lewis	4	3	233	0	0	0
Jason Moore	1	1	90	0	0	1
Mike Nugent	1	0	16	0	0	0
Willian Oliveira	1	0	45	0	0	1
Matt Pickens	6	5	495	0	0	0
Henry Ring	4	4	360	0	0	0
Dasan Robinson	7	7	608	0	0	3
Jordan Russolillo	1	1	45	0	0	0
Jorge Salcedo	1	0	64	0	0	2
Tony Sanneh	4	3	292	0	0	0
Dipsy Selolwane	3	0	58	0	0	0
Billy Sleeth	2	1	132	0	0	0
Chris Snitko	1	1	90	0	0	0
Tom Soehn	3	0	24	0	0	0
Bakary Soumare	3	1	120	0	0	2
Zach Thornton	20	20	1785	0	0	0
John Thorrington	1	0	2	0	0	0
David Vaudreuil	2	1	129	0	0	0
Billy Walsh	2	2	161	0	0	0
Paulo Wanchope	1	1	90	0	0	3
Evan Whitfield	11	7	690	0	0	3
John Wolyniec	2	1	85	0	0	3

Team totals	31	31	2820	47	48	355
Opponent totals	31	31	2820	48	48	355

GOALKEEPER	GP	MIN	SHTS	SV	GAA	PG
Henry Ring	4	360	24	20	1.00	0
Matt Pickens	6	495	34	27	1.09	0
Zach Thornton	20	1785	104	71	1.56	6
Chris Snitko	1	90	10	6	3.00	0
Jorge Campos	1	90	10	5	4.00	1
-----						
Team totals	31	2820	182	129	1.53	7
Opponent totals	31	2820	164	113	1.50	5

### CURRENT CHICAGO FIRE PLAYERS CAREER STATISTICS VS. D.C. UNITED (12-12-7)

PLAYER	GP	GS	MIN	G	A	SHT
Chris Rolfe	9	9	730	3	1	21
Chris Armas	29	29	2414	2	6	18
Gonzalo Segares	8	8	720	2	2	5
Ivan Guerrero	7	7	630	1	5	3
Diego Gutierrez	22	21	1852	1	4	8
Justin Mapp	13	10	846	1	3	13
Chad Barrett	5	3	311	1	0	9
C.J. Brown	29	28	2574	0	2	9
Cuauhtemoc Blanco	2	2	180	0	1	3
Logan Pause	15	13	1137	0	1	1
Brian Plotkin	3	0	90	0	1	1
Jon Busch	12	12	1095	0	0	0
Calen Carr	6	2	213	0	0	3
Wilman Conde	2	2	168	0	0	4
Jeff Curtin	1	1	90	0	0	0
Floyd Franks	3	1	57	0	0	0
Matt Pickens	6	5	495	0	0	0
Dasan Robinson	7	7	608	0	0	3
Bakary Soumare	3	1	120	0	0	2
John Thorrington	1	0	2	0	0	0
Paulo Wanchope	1	1	90	0	0	3
Team totals	31	31	2820	47	48	355
Opponent totals	31	31	2820	48	48	355

GOALKEEPER	GP	MIN	SHTS	SV	GAA	PG
Matt Pickens	6	495	34	27	1.09	0
Jon Busch	12	1095	71	54	1.15	3
-----						
Team totals	31	2820	182	129	1.53	7
Opponent totals	31	2820	164	113	1.50	5





## ECSF: UNITED v FIRE

### D.C. UNITED INDIVIDUAL HIGH GAMES (2007)

<b>Goals</b>			
3	Ben Olsen	06/10/2007	vs. NY W 4-2
<b>Assists</b>			
2	Jaime Moreno	07/14/2007	vs. DAL T 3-3
<b>Shots</b>			
7	Luciano Emilio	08/09/2007	vs. LA W 1-0
<b>Shots on Goal</b>			
5	Luciano Emilio	08/05/2007	at NE W 3-0
<b>Fouls Committed</b>			
9	Fred	07/14/2007	vs. DAL T 3-3
<b>Fouls Suffered</b>			
5	Jaime Moreno	08/22/2007	vs. NY W 3-1
5	Christian Gomez	09/12/2007	vs. RSL W 2-1
<b>Offside</b>			
4	Fred	08/22/2007	vs. NY W 3-1
<b>Saves</b>			
9	Troy Perkins	07/04/2007	at KC W 1-0
9	Troy Perkins	10/13/2007	vs. CHI T 0-0
<b>Shots Faced</b>			
9	Troy Perkins	04/14/2007	vs. KC L 2-4
9	Troy Perkins	05/06/2007	vs. CHV W 2-1
9	Jay Nolly	06/23/2007	at RSL L 1-2
9	Troy Perkins	07/04/2007	at KC W 1-0
9	Troy Perkins	07/14/2007	vs. DAL T 3-3
9	Troy Perkins	10/13/2007	vs. CHI T 0-0
9	Troy Perkins	10/20/2007	vs. CLB L 2-3
<b>Goals Allowed</b>			
4	Troy Perkins	04/14/2007	vs. KC L 2-4

### CHICAGO FIRE INDIVIDUAL HIGH GAMES (2007)

<b>Goals</b>			
1	31 times		
<b>Assists</b>			
1	25 times		
<b>Shots</b>			
7	Chad Barrett	04/21/2007	vs. KC W 2-1
7	Calen Carr	05/24/2007	at NY L 0-3
<b>Shots on Goal</b>			
5	Chad Barrett	10/13/2007	at DC T 0-0
<b>Fouls Committed</b>			
6	Gonzalo Segares	04/21/2007	vs. KC W 2-1
6	Bakary Soumare	08/22/2007	at KC L 2-3
6	Bakary Soumare	09/08/2007	at CLB W 1-0
<b>Fouls Suffered</b>			
12	Cuauhtemoc Blanco	08/04/2007	vs. CLB T 0-0
<b>Offside</b>			
4	Chad Barrett	04/21/2007	vs. KC W 2-1
4	Chad Barrett	07/01/2007	vs. COL T 0-0
<b>Saves</b>			
7	Matt Pickens	05/27/2007	vs. RSL T 0-0
7	Matt Pickens	06/03/2007	vs. CLB W 3-2
7	Matt Pickens	07/12/2007	vs. HOU L 0-4
7	Jon Busch	08/22/2007	at KC L 2-3
<b>Shots Faced</b>			
11	Matt Pickens	07/12/2007	vs. HOU L 0-4
<b>Goals Allowed</b>			
4	Matt Pickens	07/12/2007	vs. HOU L 0-4

### TEAM HIGH GAMES (2007)

<b>Goals</b>			
4	06/10/2007	vs. NY	W 4-2
4	06/28/2007	vs. COL	W 4-1
4	09/01/2007	at DAL	W 4-0
4	09/09/2007	vs. NE	W 4-2
4	09/29/2007	vs. TOR	W 4-1
<b>Assists</b>			
6	06/10/2007	vs. NY	W 4-2
<b>Shots</b>			
18	06/28/2007	vs. COL	W 4-1
<b>Shots on Goal</b>			
10	05/03/2007	vs. NE	T 1-1
<b>Fouls Committed</b>			
24	05/03/2007	vs. NE	T 1-1
24	08/05/2007	at NE	W 3-0
24	08/25/2007	at TOR	W 1-0
24	09/12/2007	vs. RSL	W 2-1
<b>Fouls Suffered</b>			
21	04/07/2007	at COL	L 1-2
<b>Corner Kicks</b>			
9	08/09/2007	vs. LA	W 1-0
<b>Offside</b>			
9	08/22/2007	vs. NY	W 3-1
<b>Saves</b>			
9	07/04/2007	at KC	W 1-0
9	10/13/2007	vs. CHI	T 0-0
<b>Shots Faced</b>			
10	07/04/2007	at KC	W 1-0
<b>Goals Allowed</b>			
4	04/14/2007	vs. KC	L 2-4

### TEAM HIGH GAMES (2007)

<b>Goals</b>			
3	06/03/2007	vs. CLB	W 3-2
3	07/29/2007	at TOR	W 3-0
<b>Assists</b>			
3	07/29/2007	at TOR	W 3-0
<b>Shots</b>			
22	10/21/2007	vs. LA	W 1-0
<b>Shots on Goal</b>			
11	05/24/2007	at NY	L 0-3
<b>Fouls Committed</b>			
24	09/29/2007	at CHV	T 1-1
<b>Fouls Suffered</b>			
28	05/12/2007	at TOR	L 1-3
<b>Corner Kicks</b>			
14	05/17/2007	vs. DAL	L 1-2
<b>Offside</b>			
9	07/01/2007	vs. COL	T 0-0
<b>Saves</b>			
7	05/27/2007	vs. RSL	T 0-0
7	06/03/2007	vs. CLB	W 3-2
7	07/12/2007	vs. HOU	L 0-4
7	08/22/2007	at KC	L 2-3
<b>Shots Faced</b>			
11	07/12/2007	vs. HOU	L 0-4
<b>Goals Allowed</b>			
4	07/12/2007	vs. HOU	L 0-4

### TEAM LOW GAMES (2007)

<b>Shots</b>			
5	08/25/2007	at TOR	W 1-0
<b>Shots on Goal</b>			
2	08/25/2007	at TOR	W 1-0
<b>Fouls Committed</b>			
9	06/02/2007	at LA	T 0-0
9	06/16/2007	vs. CHI	W 3-1
<b>Fouls Suffered</b>			
4	09/23/2007	at CHI	T 1-1
<b>Corner Kicks</b>			
0	06/23/2007	at RSL	L 1-2
<b>Offside</b>			
0	04/28/2007	at CLB	L 0-1
<b>Saves</b>			
1	06/02/2007	at LA	T 0-0
1	06/16/2007	vs. CHI	W 3-1
1	07/22/2007	at NY	L 0-1
<b>Shots Faced</b>			
2	06/02/2007	at LA	T 0-0
2	06/16/2007	vs. CHI	W 3-1
2	07/22/2007	at NY	L 0-1
2	08/09/2007	vs. LA	W 1-0

### TEAM LOW GAMES (2007)

<b>Shots</b>			
2	07/04/2007	at LA	L 0-2
<b>Shots on Goal</b>			
1	05/17/2007	vs. DAL	L 1-2
1	06/09/2007	vs. CHV	L 0-1
1	07/04/2007	at LA	L 0-2
<b>Fouls Committed</b>			
4	09/23/2007	vs. DC	T 1-1
<b>Fouls Suffered</b>			
8	04/07/2007	vs. NE	W 1-0
8	04/29/2007	at HOU	W 1-0
8	07/12/2007	vs. HOU	L 0-4
8	10/06/2007	vs. NE	W 2-1
<b>Corner Kicks</b>			
0	04/07/2007	vs. NE	W 1-0
<b>Offside</b>			
0	04/15/2007	at COL	T 1-1
<b>Saves</b>			
0	07/07/2007	vs. TOR	T 1-1
<b>Shots Faced</b>			
1	07/07/2007	vs. TOR	T 1-1
1	10/21/2007	vs. LA	W 1-0



## ECSF: UNITED v FIRE

### D.C. UNITED INDIVIDUAL POSTSEASON HIGH GAMES (1996-2006)

<b>Goals</b>			
3	Raul Diaz Arce	10/10/1996	vs. TB W 4-1
<b>Assists</b>			
3	Marco Etcheverry	11/13/1999	vs. CLB W 4-0
<b>Shots</b>			
7	Jaime Moreno	10/05/1997	vs. NE W 4-1
7	Marco Etcheverry	10/11/1998	vs. CLB W 2-0
7	Jaime Moreno	10/16/1999	vs. MIA W 2-0
7	Roy Lassiter	11/13/1999	vs. CLB W 4-0
<b>Shots on Goal</b>			
5	Jaime Moreno	10/16/1999	vs. MIA W 2-0
<b>Fouls Committed</b>			
7	Ben Olsen	10/21/1998	vs. CLB W 3-0
7	Bryan Namoff	11/06/2004	vs. NE W 3-3
<b>Fouls Suffered</b>			
7	Jaime Moreno	10/15/1997	at CLB W 1-0
<b>Offside</b>			
6	Roy Lassiter	10/24/1999	at MIA W 0-0
<b>Saves</b>			
9	Scott Garlick	10/26/1997	vs. COL W 2-1
<b>Shots Faced</b>			
10	Scott Garlick	10/26/1997	vs. COL W 2-1
10	Nick Rimando	11/06/2004	vs. NE W 3-3
<b>Goals Allowed</b>			
5	Tom Presthus	11/07/1999	at CLB L 1-5

### CHICAGO FIRE INDIVIDUAL POSTSEASON HIGH GAMES (1998-2006)

<b>Goals</b>			
2	Ante Razov	09/22/2000	vs. NE W 6-0
2	Hristo Stoitchkov	09/22/2000	vs. NE W 6-0
2	Ante Razov	09/29/2002	vs. NE W 2-1
2	Ivan Guerrero	10/30/2005	at DC W 4-0
<b>Assists</b>			
4	Ante Razov	09/22/2000	vs. NE W 6-0
<b>Shots</b>			
8	Ante Razov	11/23/2003	vs. SJ L 2-4
<b>Shots on Goal</b>			
4	Lubos Kubik	10/01/1998	vs. COL W 1-1
4	Ante Razov	09/29/2002	vs. NE W 2-1
4	Ante Razov	11/23/2003	vs. SJ L 2-4
<b>Fouls Committed</b>			
7	Jesse Marsch	11/09/2003	vs. DC W 2-0
<b>Fouls Suffered</b>			
7	Diego Gutierrez	09/23/2001	at DAL T 1-1
7	Ante Razov	09/29/2001	vs. DAL W 2-0
7	DaMarcus Beasley	10/10/2001	vs. LA T 1-1
<b>Offside</b>			
4	Ante Razov	09/22/2000	vs. NE W 6-0
4	Ante Razov	11/14/2003	vs. NE W 1-0
<b>Saves</b>			
8	Zach Thornton	10/25/1998	vs. DC W 2-0
8	Zach Thornton	10/27/1999	at DAL L 2-3
8	Zach Thornton	09/26/2000	vs. MET W 3-0
8	Matt Pickens	10/22/2006	vs. NE W 1-0
8	Matt Pickens	10/28/2006	at NE L 1-2
<b>Shots Faced</b>			
11	Zach Thornton	10/27/1999	at DAL L 2-3
<b>Goals Allowed</b>			
4	Zach Thornton	11/23/2003	vs. SJ L 2-4

### TEAM POSTSEASON HIGH GAMES (1996-2006)

<b>Goals</b>			
4	10/10/1996	vs. TB	W 4-1
4	10/05/1997	vs. NE	W 4-1
4	11/13/1999	vs. CLB	W 4-0
<b>Assists</b>			
8	10/05/1997	vs. NE	W 4-1
<b>Shots</b>			
22	10/25/1998	at CHI	L 0-2
<b>Shots on Goal</b>			
11	10/02/1996	vs. MET	W 2-1
<b>Fouls Committed</b>			
27	10/18/1998	at CLB	L 2-4
<b>Fouls Suffered</b>			
29	11/07/1999	at CLB	L 1-5
<b>Corner Kicks</b>			
12	10/25/1998	at CHI	L 0-2
<b>Offside</b>			
12	10/24/1999	at MIA	W 0-0
<b>Saves</b>			
9	10/26/1997	vs. COL	W 2-1
<b>Shots Faced</b>			
10	10/26/1997	vs. COL	W 2-1
10	11/06/2004	vs. NE	W 3-3
<b>Goals Allowed</b>			
5	11/07/1999	at CLB	L 1-5

### TEAM POSTSEASON HIGH GAMES (1998-2006)

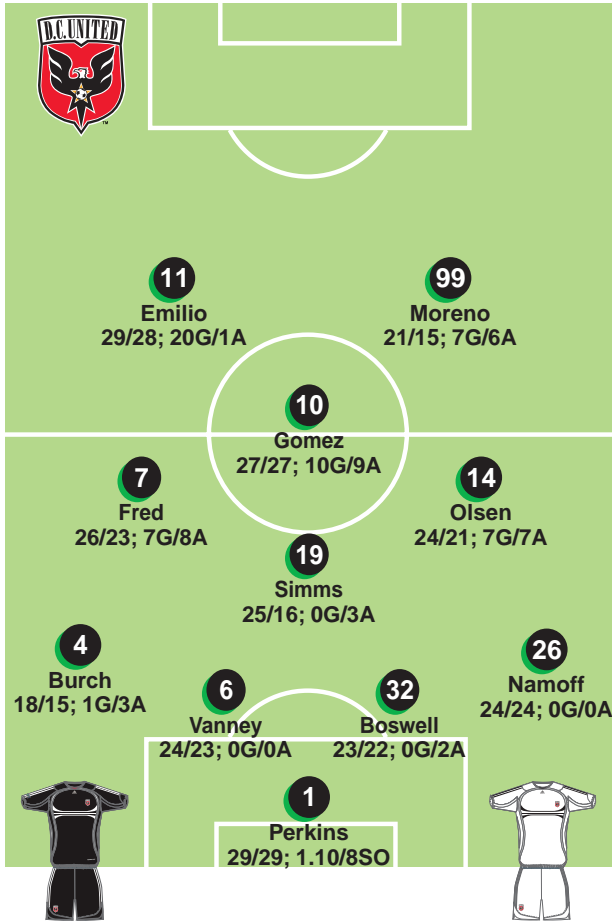
<b>Goals</b>			
6	09/22/2000	vs. NE	W 6-0
<b>Assists</b>			
12	09/22/2000	vs. NE	W 6-0
<b>Shots</b>			
22	10/15/2000	at KC	L 0-1
22	11/23/2003	vs. SJ	L 2-4
<b>Shots on Goal</b>			
10	10/15/2000	at KC	L 0-1
10	11/23/2003	vs. SJ	L 2-4
<b>Fouls Committed</b>			
28	11/06/2005	at NE	L 0-1
<b>Fouls Suffered</b>			
32	09/23/2001	at DAL	T 1-1
<b>Corner Kicks</b>			
14	11/14/2003	vs. NE	W 1-0
<b>Offside</b>			
9	09/22/2000	vs. NE	W 6-0
<b>Saves</b>			
8	10/25/1998	vs. DC	W 2-0
8	10/27/1999	at DAL	L 2-3
8	09/26/2000	vs. MET	W 3-0
8	10/22/2006	vs. NE	W 1-0
8	10/28/2006	at NE	L 1-2
<b>Shots Faced</b>			
11	10/27/1999	at DAL	L 2-3
<b>Goals Allowed</b>			
4	11/23/2003	vs. SJ	L 2-4

### TEAM POSTSEASON LOW GAMES (1996-2006)

<b>Shots</b>			
4	10/21/2005	at CHI	T 0-0
<b>Shots on Goal</b>			
0	10/21/2005	at CHI	T 0-0
<b>Fouls Committed</b>			
5	10/10/1996	vs. TB	W 4-1
<b>Fouls Suffered</b>			
6	09/24/1996	at MET	L 2-2
<b>Corner Kicks</b>			
1	11/01/2003	vs. CHI	L 0-2
<b>Offside</b>			
0	09/27/1996	vs. MET	W 1-0
0	10/11/1998	vs. CLB	W 2-0
<b>Saves</b>			
0	11/05/2006	vs. NE	L 0-1
<b>Shots Faced</b>			
1	11/05/2006	vs. NE	L 0-1

### TEAM POSTSEASON LOW GAMES (1998-2006)

<b>Shots</b>			
5	10/10/1998	at LA	W 1-0
<b>Shots on Goal</b>			
1	09/26/2002	at NE	L 0-2
<b>Fouls Committed</b>			
8	09/26/2002	at NE	L 0-2
<b>Fouls Suffered</b>			
7	10/25/1998	vs. DC	W 2-0
7	09/22/2000	vs. NE	W 6-0
<b>Corner Kicks</b>			
1	10/10/1998	at LA	W 1-0
<b>Offside</b>			
0	10/01/1998	vs. COL	W 1-1
<b>Saves</b>			
0	09/29/2002	vs. NE	W 2-1
0	10/21/2005	vs. DC	T 0-0
0	11/06/2005	at NE	L 0-1
<b>Shots Faced</b>			
0	10/21/2005	vs. DC	T 0-0



## TACTICS

Struggling early on in the campaign, Tom Soehn changed from the 3-5-2 scheme that so defined the club under Peter Nowak -- and United haven't looked back. Christian Gomez pulls the strings from the attacking midfield role (and has played some as a second forward), and with the wide midfielders tucked in, both fullbacks are quick to attack on the flanks. In addition, Soehn has created a deep squad of interchangeable parts. Guy-Roland Kpene is a valuable reserve strike while Fred and Rod Dyachenko can also fit in up top; Dyachenko can also fill the attacking midfield role. Brian Carroll has been a regular in the holding midfield role. Devon McTavish is a fifth regular in the back four, able to play both centrally as well as at fullback (and even in a wide midfield role); if McTavish comes into central defense, Greg Vanney can to move to a familiar spot at left back.

## HOW THEY QUALIFIED

After opening the season without a victory in their first four games, United lost just four times over the remainder of the season to end with the best regular season record and the Supporters' Shield for a second consecutive season - the first time in MLS history to accomplish that. Despite a brief stop in first place in July, United did not move into the top spot in the Eastern Conference until the first of September, before clinching the Shield with a week to play.

## STADIUM

**RFK Memorial Stadium** (capacity: 45,596)  
United finished with the second-best home record in the league, taking 33 of a possible 45 points, one fewer than Chivas USA. The two teams each ended with 10 victories in 15 home games. United's 37 goals on home ground led the league, five more than the New England Revolution. However, just one team (the Los Angeles Galaxy) allowed more home goals than United.

## ATTACK

United led the league with 56 goals in their 30 games on the campaign, five more than the Revolution. They were shut out on five occasions and scored three or more nine different times, hitting for a season-high four goals on five separate occasions, hitting both New England and New York for three goals in one game and four in another.

## DEFENSE

United allowed 34 goals on the season, the third-best defensive record in the league, behind only Houston Dynamo (23) and Chivas USA (28). They posted eight shutouts on the season and allowed more than one goal on eight occasions, but more than two goals on just two occasions after the start of May (one coming in the season finale).

## CURRENT FORM

United concluded the season by seeing their 13-game unbeaten streak come to an end against Columbus. The streak, which began Aug. 5 with a win at New England, was the fifth-longest in MLS history, one shy of the United club record set a season ago.

## COACH

**Tom Soehn.** The former Chicago Fire and Dallas Burn defender led United to the best overall record in the league in his first season as a head coach. He previously served as an assistant with United for three seasons, after three seasons as an assistant with the Fire. He began his professional soccer career in 1988, playing indoor and in the A-League before coming to MLS in 1996.

## KEY ADDITIONS THIS SEASON

**Luciano Emilio** came to United from Olimpia in Honduras and captured the Budweiser Golden Boot. Fellow Brazilian **Fred** was with Melbourne Victory in the Australian A-League last season. Veteran defender **Greg Vanney** stabilized the back four after his midseason acquisition from the Colorado Rapids. Marc Burch was a quiet acquisition at the start of the season, from Columbus, and has developed into the first-choice left back.

## KEY ABSENCES

All-action winger **Josh Gros** will be out for the remainder of the season after undergoing wrist surgery. Entering the playoffs, there are slight injury concerns for **Jaime Moreno** and **Luciano Emilio**, but Soehn says the strike pair will be ready.

## KEY MAN

**Jaime Moreno.** United's talisman, the MLS all-time leading scorer brings a different dimension to the United attack, which has stuttered a bit down the stretch as Moreno has missed games to injury and international duty. After scoring his first four goals from the penalty spot -- including the all-time record-breaker -- Moreno's last three have come from open play.



**D.C. UNITED v CHICAGO FIRE**  
2007 MLS CUP PLAYOFFS - EASTERN CONFERENCE SEMIFINALS



**D.C. UNITED**

No.	Player	Pos	Ht	Wt	Birthdate	Birthplace	2007				CAREER			
							GP	GS	G	A	GP	GS	G	A
1	<b>Troy Perkins</b>	<b>GK</b>	6-2	190	07/29/1981	Springfield, OH	29	29	0	1	77	77	0	1
<i>Led the league in wins with 16 and registered eight shutouts for the season. Led United to a perfect 5-0-0 in May earning Player of the Month honors</i>														
3	<b>Bryan Arguez</b>	<b>MF</b>	6-2	165	01/13/1989	Miami, FL	0	0	0	0	0	0	0	0
<i>Selected in the first round (11th overall) of the 2007 MLS SuperDraft. Has not appeared in a game yet this season</i>														
4	<b>Marc Burch</b>	<b>DF</b>	6-2	190	05/07/1984	Cincinnati, OH	18	15	1	3	28	20	1	4
<i>Acquired from the Columbus Crew just before the start of the season, he has become the starter at left back after playing as a forward in college</i>														
6	<b>Greg Vanney</b>	<b>DF</b>	5-11	176	06/11/1974	South Boston, VA	24	23	0	0	245	234	22	22
<i>Traded from the Colorado Rapids in June, who picked him up from FC Dallas in the offseason. A veteran of the first MLS Cup, with the LA Galaxy</i>														
7	<b>Fred</b>	<b>MF</b>	5-7	150	08/18/1979	Belo Horizonte (MG), Brazil	26	23	7	8	26	23	7	8
<i>Former Australian A-League MVP with Melbourne Victory. Signed on March 1 and has played an integral role in the midfield for United</i>														
8	<b>Justin Moose</b>	<b>MF</b>	5-8	145	11/23/1983	Statesville, NC	7	4	0	0	8	4	0	0
<i>After making one appearance in his rookie campaign, has seen action in seven more games, last on July 4</i>														
10	<b>Christian Gomez</b>	<b>MF</b>	5-8	157	11/07/1974	Buenos Aires, Argentina	27	27	10	9	97	93	39	29
<i>2006 MLS Honda Most Valuable Player scored two goals in the season finale to make it three consecutive years with double-figures in goals</i>														
11	<b>Luciano Emilio</b>	<b>FW</b>	5-11	175	12/12/1978	Ilha Solteira (SP), Brazil	29	28	20	1	29	28	20	1
<i>Winner of the Budweiser Golden Boot in his first MLS campaign. Acquired from Honduran side CD Olimpia in the offseason</i>														
12	<b>Domenic Mediate</b>	<b>MF</b>	5-9	165	06/01/1982	Sheridan, WY	10	2	0	0	29	8	1	0
<i>Univ. of Maryland product who was obtained last year from the Columbus Crew and overcame a broken leg</i>														
13	<b>Brad North</b>	<b>FW</b>	6-1	185	01/21/1985	The Woodlands, TX	0	0	0	0	0	0	0	0
<i>Drafted in the second round (24th overall) in this year's SuperDraft after leading Northwestern to the final eight of the NCAA College Cup</i>														
14	<b>Ben Olsen</b>	<b>MF</b>	5-8	156	05/03/1977	Harrisburg, PA	24	21	7	7	200	182	28	48
<i>The 200th appearance for the United icon came in the season finale. His first career hat trick came June 10 this year vs. New York</i>														
15	<b>Rod Dyachenko</b>	<b>FW</b>	6-0	165	09/22/1983	Giorgievk, Russia	14	4	1	0	23	8	1	0
<i>Reserve attacking midfielder collected his first career goal in the sixth minute of a 3-1 win against Chicago on June 16</i>														
16	<b>Brian Carroll</b>	<b>MF</b>	5-10	152	07/20/1981	Springfield, VA	28	19	0	4	121	106	2	11
<i>Has settled into a reserve role as a defensive midfielder after making 93 appearances over his first three professional seasons</i>														
17	<b>Joshua Gros</b>	<b>MF</b>	6-0	165	06/25/1982	Mechanicsburg, PA	22	22	1	1	110	101	9	14
<i>All-action winger saw his season ended early after undergoing wrist surgery while also suffering a head injury early in the year</i>														
18	<b>Devon McTavish</b>	<b>DF</b>	5-11	160	08/08/1984	Winchester, VA	22	20	0	0	27	23	0	0
<i>Valuable spot starter, in central defense, at fullback as well as wide in the midfield</i>														
19	<b>Clyde Simms</b>	<b>MF</b>	5-9	165	08/21/1982	Greensboro, NC	25	16	0	3	75	42	1	5
<i>Since 2006 United is 19-3-8 in MLS games in which he starts. Midfielder has started 16 games this season, contributing three assists</i>														
20	<b>Guy-Roland Kpene</b>	<b>FW</b>	5-11	168	01/10/1983	Abidjan, Ivory Coast	15	8	0	2	15	8	0	2
<i>Forward made his MLS debut on May 3 and earned first MLS start in 2-1 win against Chivas USA on May 6</i>														
21	<b>Stephen deRoux</b>	<b>MF</b>	5-9	155	12/13/1983	St. Mary, Jamaica	6	1	0	0	10	3	0	0
<i>Local find who has played in six games during 2007, starting in the season opener on April 7 against the Colorado Rapids</i>														
22	<b>Jay Nolly</b>	<b>GK</b>	6-3	217	01/02/1982	Orlando, FL	1	1	0	0	8	7	0	0
<i>Finding a steady role backing up Perkins in the net, Nolly saw action on June 23 and registered seven saves in the contest</i>														
24	<b>Jeff Carroll</b>	<b>MF</b>	5-10	160	01/08/1984	Alexandria, VA	0	0	0	0	2	1	0	0
<i>Younger brother of teammate Brian Carroll, made his first MLS start on Sept. 23 of last year against New York</i>														
25	<b>Mira Mupier</b>	<b>FW</b>	6-0	180	01/25/1983	Kinshasa, Congo	0	0	0	0	0	0	0	0
<i>Signed on June 20 after spending time with Ajax of Orlando (PDL) and the Pittsburgh Riverhounds</i>														
26	<b>Bryan Namoff</b>	<b>DF</b>	5-10	168	05/28/1979	Carson City, NV	24	24	0	0	142	126	1	12
<i>Steady defender, first-choice right back, who has started more than 20 games in four of the last five seasons</i>														
27	<b>Jerson Monteiro</b>	<b>FW</b>	6-0	170	04/28/1985	Luanda, Angola	5	1	1	0	5	1	1	0
<i>Acquired from Chicago in a midseason trade, the forward's lone goal on the season came against his new team while with the Fire on June 16</i>														
32	<b>Bobby Boswell</b>	<b>DF</b>	6-2	185	03/15/1983	Austin, TX	23	22	0	2	80	78	4	4
<i>The 2006 MLS Defender of the Year provided stability to United's backline. He also spent time with U.S. national team at Copa America</i>														
33	<b>Nicholas Adlery</b>	<b>FW</b>	6-1	185	12/07/1981	Kingston, Jamaica	11	4	1	2	11	4	1	2
<i>Signed as a discovery player in April. Named Player of the Week for Week 13 after scoring a goal and an assist in a 4-1 victory against Colorado</i>														
40	<b>Shawn Crowe</b>	<b>GK</b>	6-3	195	02/03/1984	Aurora, CO	0	0	0	0	0	0	0	0
<i>Selected in the 2007 MLS Supplemental Draft with the 11th overall pick; has not seen any game action</i>														
99	<b>Jaime Moreno</b>	<b>FW</b>	5-10	178	01/19/1974	Santa Cruz, Bolivia	21	15	7	6	270	255	112	89
<i>The all-time leading scorer in MLS with 112 goals. The record-breaking goal came Aug. 22 vs. New York, his 33rd career penalty kick goal</i>														

**HEAD COACH: Tom Soehn**

04/15/1966

W16 L8 T6



# D.C. UNITED



## 99. JAIME MORENO

The MLS all-time leader with 112 league goals ... 33 have come from the penalty spot, also an MLS record ... In all competitions, his total since coming to MLS from Middlesbrough of the English Premier League is 139 goals ... Enjoyed a renaissance with the Bolivian national team, called in for

Copa America ... Has spent all but one year of his 12 MLS seasons with D.C. United, playing just 11 games for the MetroStars in 2003



## 14. BEN OLSEN

His appearance in the final game of the season gave him 200 for his career, second on United's all-time list ... He became the 16th player in league history to hit the double century plateau ... After being called in to the U.S. squad for last summer's FIFA World Cup, played in this year's Copa America ...

Since signing with United as a Project-40 player in 1998, has spent the entirety of his MLS career with the Black-and-Red



## 11. LUCIANO EMILIO

Winner of the Budweiser Golden Boot in his first season in MLS with 20 goals in 29 matches ... None of those goals came from the penalty spot, the most goals in a season in MLS history without having any come from penalties ... His professional career last saw him with CD Olimpia in Honduras; has also

played for Real España in Honduras, Queretaro in Mexico, 1. FC Köln in Germany and Union Barbarense and XV de Piricicaba in his native Brazil



## 10. CHRISTIAN GOMEZ

The 2006 Most Valuable Player in MLS, Gomez has scored 39 goals in his four seasons in MLS, already third among United's all-time club leaders ... With 10 goals this season, he has hit for double-digits each of the last three seasons ...

His career saw his play for Nueva Chicago, Independiente de

Avellaneda, Argentinos Juniors and Arsenal de Sarandi in his native Argentina before coming to MLS



## 1. TROY PERKINS

Last year's Goalkeeper of the Year in MLS ... Tied for fourth in goals-against-average (1.10) in 2007, allowing 32 goals in 29 starts ... Made 18 appearances in his first two seasons before breaking out in 2006, when he started all but two matches ... Had a GAA of 1.13 and eight shutouts ... Undrafted out of

the University of Evansville ... Also won a PDL championship with the Cape Cod Crusaders (2002)

## TALKING POINTS

### *UNITED'S START*

	W	L	T	GF	GA
APRIL	0	3	1	4	8
SINCE	16	4	6	52	26

### *SUPPORTERS' SHIELD WINNERS IN MLS CUP*

1996	Tampa Bay Mutiny	Quarterfinals
1997	D.C. United	MLS CUP WINNERS
1998	Los Angeles Galaxy	Conference Final
1999	D.C. United	MLS CUP WINNERS
2000	Kansas City Wizards	MLS CUP WINNERS
2001	Miami Fusion FC	Semifinals
2002	Los Angeles Galaxy	MLS CUP WINNERS
2003	Chicago Fire	MLS Cup Runner-Up
2004	Columbus Crew	Quarterfinals
2005	San Jose Earthquakes	Quarterfinals
2006	D.C. United	Conference Final
<b>2007</b>	<b>D.C. United</b>	<b>?????</b>

### *MOST NON-PENALTY GOALS*

	TOT GLS	PENS
Mamadou Diallo (TB 2000)	25	26 G 1 PEN
Stern John (CLB 1998)	25	26 G 1 PEN
Roy Lassiter (TB 1996)	24	27 G 3 PEN
Carlos Ruiz (LA 2002)	21	24 G 3 PEN
Taylor Twellman (NE 2002)	20	23 G 3 PEN
<b>Luciano Emilio (DC 2007)</b>	<b>20</b>	<b>20 G 0 PEN</b>
Cobi Jones (LA 1999)	19	19 G 0 PEN
Alex Pineda Chacon (MIA '01)	19	19 G 0 PEN
Raul Diaz Arce (DC 1996)	19	23 G 4 PEN
Eduardo Hurtado (LA 1996)	19	21 G 2 PEN
Stern John (CLB 1999)	18	18 G 0 PEN

### *ALL-TIME LONGEST UNBEATEN STREAKS*

Columbus Crew	19	07/03/2004	04/02/2005
Los Angeles Galaxy	15	09/07/1997	05/17/1998
D.C. United	14	05/13/2006	07/22/2006
San Jose Earthquakes	14	07/20/2005	10/15/2005
<b>D.C. United</b>	<b>13</b>	<b>08/05/2007</b>	<b>10/20/2007</b>



ECSF: UNITED v FIRE

2007 D.C. UNITED STATISTICS (16-7-7, 55 pts.)

UNF	POS	PLAYER	GP	GS	MIN	G	A	SHT	SOG	FC	FS	OFF	CK	C	E
11	F	Luciano Emilio	29	28	2410	20	1	79	47	35	39	21	0	2	0
10	M	Christian Gomez	27	27	2272	10	9	82	44	34	43	10	43	6	0
7	M	Fred	26	23	2097	7	8	28	14	45	40	21	7	5	1
14	M	Ben Olsen	24	21	1881	7	7	29	17	49	41	11	30	8	0
99	F	Jaime Moreno	21	15	1440	7	6	34	18	24	30	15	3	3	0
4	D	Marc Burch	18	15	1362	1	3	9	3	21	12	1	19	3	0
33	F	Nicholas Adlery	11	4	456	1	2	9	2	11	8	10	0	1	0
17	M-D	Joshua Gros	22	22	1854	1	1	11	8	22	20	5	0	3	0
15	F	Rod Dyachenko	14	4	378	1	0	5	3	22	1	3	0	3	0
27	F	Jerson Monteiro (TOT)	5	1	154	1	0	3	3	3	0	1	0	0	0
27	F	Jerson Monteiro (DC)	0	0	0	0	0	0	0	0	0	0	0	0	0
16	M	Brian Carroll	28	19	1801	0	4	7	1	39	15	1	2	7	0
19	M-D	Clyde Simms	25	16	1505	0	3	15	7	20	6	0	0	1	0
32	D	Bobby Boswell	23	22	1963	0	2	7	2	42	4	0	0	5	1
5	D	*Facundo Erpen	11	11	881	0	2	5	0	19	9	0	0	3	0
20	F	Guy-Roland Kpene	15	8	626	0	2	18	12	17	10	8	2	2	0
6	M	Kasali Yinka Casal	4	0	105	0	1	0	0	8	3	1	0	1	0
1	GK	Troy Perkins	29	29	2610	0	1	0	0	1	11	0	0	0	0
21	M-D	Stephen deRoux	6	1	115	0	0	2	1	2	4	3	0	0	0
18	D	Devon McTavish	22	20	1825	0	0	7	4	25	15	0	0	2	0
12	M	Domenic Mediate	10	2	330	0	0	3	2	12	4	4	0	1	0
8	M	Justin Moose	7	4	319	0	0	6	4	6	5	0	2	1	0
26	D	Bryan Namoff	24	24	2089	0	0	3	0	37	23	1	0	6	0
22	GK	Jay Nolly	1	1	90	0	0	0	0	0	0	0	0	0	0
6	D	Greg Vanney (TOT)	24	23	2041	0	0	8	2	31	11	0	12	5	0
6	D	Greg Vanney (DC)	15	14	1261	0	0	2	1	18	6	0	12	2	0
3	M	Bryan Arguez	0	0	0	0	0	0	0	0	0	0	0	0	0
24	M-D	Jeff Carroll	0	0	0	0	0	0	0	0	0	0	0	0	0
40	GK	Shawn Crowe	0	0	0	0	0	0	0	0	0	0	0	0	0
25	F	Mira Mupier	0	0	0	0	0	0	0	0	0	0	0	0	0
13	F	Brad North	0	0	0	0	0	0	0	0	0	0	0	0	0
		Own-goals received				1									
		Team totals	30	30	2700	56	52	361	190	509	366	115	120	65	2
		Opponent totals	30	30	2700	34	36	349	164	366	509	68	123	56	2

GAME-WINNING GOALS: Luciano Emilio 4, Ben Olsen 3, Fred 3, Jaime Moreno 2, Christian Gomez 2  
Joshua Gros 1, Nicholas Adlery 1

GAME-WINNING ASSISTS: Christian Gomez 5, Fred 3, Clyde Simms 2, Ben Olsen 2, Troy Perkins 1  
Jaime Moreno 1, Luciano Emilio 1, Brian Carroll 1, Marc Burch 1  
Bobby Boswell 1, Nicholas Adlery 1

PENALTY KICK GOALS/ATTEMPTS: Jaime Moreno 4-4, Christian Gomez 2-3

D.C. UNITED INDIVIDUAL GOALKEEPING

UNF	POS	GOALKEEPER	GP	GS	MIN	SHTS	SV	GA	GAA	PG	PA	W	L	T	SO
1	GK	Troy Perkins	29	29	2610	155	117	32	1.10	1	3	16	6	7	8
22	GK	Jay Nolly	1	1	90	9	7	2	2.00	0	0	0	1	0	0
		Team totals	30	30	2700	164	124	34	1.13	1	3	16	7	7	8
		Opponent totals	30	30	2700	190	130	56	1.87	6	7	7	16	7	5

\* = Played with other teams in 2007. Only D.C. United statistics listed here.



ECSF: UNITED v FIRE

D.C. UNITED - GAME-BY-GAME

#	Player	1	2	3	4	5	6	7	8	9	10	11	12	13	14	15	16	17	18	19	20	21	22	23	24	25	26	27	28	29	30	
1	Troy Perkins	COL	KC	CLB	NE	CHV	TOR	HOU	LA	NY	CHI	RSL	COL	KC	HOU	DAL	NY	NE	LA	CLB	NY	TOR	DAL	CHV	NE	RSL	CHI	TOR	KC	CHI	CLB	
3	Bryan Arguez	1-2	2-4	0-1	1-1	2-1	2-1	2-1	0-0	4-2	3-1	1-2	4-1	1-0	0-1	3-3	0-1	3-0	1-0	2-0	3-1	1-0	4-0	2-2	4-2	2-1	1-1	4-1	1-1	0-0	2-3	
4	Marc Burch	90G	90G	90G	90G	90G	90G	90G	90G	90G	90G	90G	90G	90G	90G	90G	90G	90G	90G	90G	90G	90G	90G	90G	90G	90G	90G	90G	90G	90G	90G	
5	Facundo Erpen	90D	46D	16	90D	90D	56D	90D	90D	90D	59D	90D	4	24	73D	90D	90D	90D	90D	90D	90D	90D	90D	90D	90D	90D	90D	90D	90D	90D	90D	
6	Kasali Yinka Casal	32	44	90M	79M	45M	90M	77M	89M	88M	90M	86M	86M	90M	90M	90F	90M	90M	90M	90M	90M	90M	90M	90M	90M	90M	90M	90M	90M	90M	90M	
7	Greg Vanney	36	44	90M	79M	45M	90M	77M	89M	88M	90M	86M	86M	90M	90M	90F	90M	90M	90M	90M	90M	90M	90M	90M	90M	90M	90M	90M	90M	90M	90M	
8	Fred	54M	45	90M	68M	90M	78M	80M	89M	90M	66M	90M	89M	90M	90M	90M	90M	90M	90M	90M	90M	90M	90M	90M	90M	90M	90M	90M	90M	90M	90M	
10	Justin Moose	90M	90M	90M	90M	90M	90M	90M	90M	90M	90M	90M	90M	90M	90M	90M	90M	90M	90M	90M	90M	90M	90M	90M	90M	90M	90M	90M	90M	90M	90M	
11	Christian Gomez	90F	90F	90F	90F	24	90F	90F	73F	74F	90F	90F	90F	90F	90F	90F	90F	90F	90F	90F	90F	90F	90F	90F	90F	90F	90F	90F	90F	90F	90F	
12	Luciano Emillo	90F	90F	90F	90F	24	90F	90F	73F	74F	90F	90F	90F	90F	90F	90F	90F	90F	90F	90F	90F	90F	90F	90F	90F	90F	90F	90F	90F	90F	90F	
13	John Wilson	90F	90F	90F	90F	24	90F	90F	73F	74F	90F	90F	90F	90F	90F	90F	90F	90F	90F	90F	90F	90F	90F	90F	90F	90F	90F	90F	90F	90F	90F	90F
14	Domenic Mediate	90F	90F	90F	90F	24	90F	90F	73F	74F	90F	90F	90F	90F	90F	90F	90F	90F	90F	90F	90F	90F	90F	90F	90F	90F	90F	90F	90F	90F	90F	90F
15	Brad North	90M	90M	90M	90M	90M	90M	90M	90M	90M	90M	90M	90M	90M	90M	90M	90M	90M	90M	90M	90M	90M	90M	90M	90M	90M	90M	90M	90M	90M	90M	90M
16	Ben Olsen	90M	90M	90M	90M	90M	90M	90M	90M	90M	90M	90M	90M	90M	90M	90M	90M	90M	90M	90M	90M	90M	90M	90M	90M	90M	90M	90M	90M	90M	90M	90M
17	Rod Dyachenko	90M	90M	90M	90M	90M	90M	90M	90M	90M	90M	90M	90M	90M	90M	90M	90M	90M	90M	90M	90M	90M	90M	90M	90M	90M	90M	90M	90M	90M	90M	90M
18	Brian Carroll	90M	90M	90M	90M	90M	90M	90M	90M	90M	90M	90M	90M	90M	90M	90M	90M	90M	90M	90M	90M	90M	90M	90M	90M	90M	90M	90M	90M	90M	90M	90M
19	Joshua Gros	90M	90M	90M	90M	90M	90M	90M	90M	90M	90M	90M	90M	90M	90M	90M	90M	90M	90M	90M	90M	90M	90M	90M	90M	90M	90M	90M	90M	90M	90M	90M
20	Devon McTavish	90M	90M	90M	90M	90M	90M	90M	90M	90M	90M	90M	90M	90M	90M	90M	90M	90M	90M	90M	90M	90M	90M	90M	90M	90M	90M	90M	90M	90M	90M	90M
21	Clyde Simms	90M	90M	90M	90M	90M	90M	90M	90M	90M	90M	90M	90M	90M	90M	90M	90M	90M	90M	90M	90M	90M	90M	90M	90M	90M	90M	90M	90M	90M	90M	90M
22	Guy-Roland Kpene	90M	90M	90M	90M	90M	90M	90M	90M	90M	90M	90M	90M	90M	90M	90M	90M	90M	90M	90M	90M	90M	90M	90M	90M	90M	90M	90M	90M	90M	90M	90M
23	Stephen deroux	58M	11	66F	34	71F	17	46	12F	35	17	4	17	46F	9	14	21	90M	90M	90M	90M	90M	90M	90M	90M	90M	90M	90M	90M	90M	90M	90M
24	Jay Nolly	90G	90G	90G	90G	90G	90G	90G	90G	90G	90G	90G	90G	90G	90G	90G	90G	90G	90G	90G	90G	90G	90G	90G	90G	90G	90G	90G	90G	90G	90G	90G
25	Jamli Walker	90G	90G	90G	90G	90G	90G	90G	90G	90G	90G	90G	90G	90G	90G	90G	90G	90G	90G	90G	90G	90G	90G	90G	90G	90G	90G	90G	90G	90G	90G	90G
26	Jeff Carroll	90G	90G	90G	90G	90G	90G	90G	90G	90G	90G	90G	90G	90G	90G	90G	90G	90G	90G	90G	90G	90G	90G	90G	90G	90G	90G	90G	90G	90G	90G	90G
27	Kiki Willis	90G	90G	90G	90G	90G	90G	90G	90G	90G	90G	90G	90G	90G	90G	90G	90G	90G	90G	90G	90G	90G	90G	90G	90G	90G	90G	90G	90G	90G	90G	90G
28	Mira Mupier	90D	90D	90D	90D	90D	90D	90D	90D	90D	90D	90D	90D	90D	90D	90D	90D	90D	90D	90D	90D	90D	90D	90D	90D	90D	90D	90D	90D	90D	90D	90D
29	Bryan Namoff	90D	90D	90D	90D	90D	90D	90D	90D	90D	90D	90D	90D	90D	90D	90D	90D	90D	90D	90D	90D	90D	90D	90D	90D	90D	90D	90D	90D	90D	90D	90D
30	Jerson Montelro	90D	90D	90D	90D	90D	90D	90D	90D	90D	90D	90D	90D	90D	90D	90D	90D	90D	90D	90D	90D	90D	90D	90D	90D	90D	90D	90D	90D	90D	90D	90D
31	Bobby Boswell	90D	90D	90D	90D	90D	90D	90D	90D	90D	90D	90D	90D	90D	90D	90D	90D	90D	90D	90D	90D	90D	90D	90D	90D	90D	90D	90D	90D	90D	90D	90D
32	Nicholas Addlery	22	45F	19	7	11	78	77F	64F	35	61F	37	90D	90D	90D	90D	90D	90D	90D	90D	90D	90D	90D	90D	90D	90D	90D	90D	90D	90D	90D	90D
33	Shawn Crowe	90F	90F	90F	45	90F	87F	90F	90F	55F	28	45	86F	90F	44	90F	76F	90F	90F	45	17	12F	90F	90F	90F	90F	90F	90F	90F	90F	90F	90F
34	Jaime Moreno	90F	90F	90F	45	90F	87F	90F	90F	55F	28	45	86F	90F	44	90F	76F	90F	90F	45	17	12F	90F	90F	90F	90F	90F	90F	90F	90F	90F	90F

"00" = minutes played  
 F/M/D/G = starting position  
 Played for other teams:  
 Greg Vanney played 780 minutes for COL  
 Jerson Montelro played 154 minutes for CHI



ECSF: UNITED v FIRE

D.C. UNITED - GAME-BY-GAME LOG

Game #1	04/07/2007	DC 1 at COL 2	L	Emilio 1 (Casal 1, B. Carroll 1) 80
Game #2	04/14/2007	DC 2 vs KC 4	L	Emilio 2 (Erpen 1, B. Carroll 2) 11; Gomez 1 (unassisted) 34
Game #3	04/28/2007	DC 0 at CLB 1	L	
Game #4	05/03/2007	DC 1 vs NE 1	T	Moreno 1 (penalty kick) 50
Game #5	05/06/2007	DC 2 vs CHY 1	W	Gomez 2 (Kpene 1, Olsen 1) 48; Moreno 2 (penalty kick) 65
Game #6	05/19/2007	DC 2 at TOR 1	W	own goal (Goldthwaite) 53; Moreno 3 (penalty kick) 79
Game #7	05/26/2007	DC 2 vs HOU 1	W	Gomez 3 (unassisted) 4; Olsen 1 (Gomez 1, Emilio 1) 27
Game #8	06/02/2007	DC 0 at LA 0	T	
Game #9	06/10/2007	DC 4 vs NY 2	W	Olsen 2 (Gros 1) 15; Emilio 3 (Fred 1, Erpen 2) 49; Olsen 3 (B. Carroll 3, Gomez 2) 72; Olsen 4 (Moreno 1) 84
Game #10	06/16/2007	DC 3 vs CHI 1	W	Dyachenko 1 (unassisted) 6; Emilio 4 (Gomez 3) 25; Emilio 5 (unassisted) 51
Game #11	06/23/2007	DC 1 at RSL 2	L	Emilio 6 (Fred 2) 87
Game #12	06/28/2007	DC 4 vs COL 1	W	Gomez 4 (penalty kick) 34; Addlery 1 (Fred 3) 71; Fred 1 (Addlery 1) 82; Emilio 7 (Gomez 4) 87
Game #13	07/04/2007	DC 1 at KC 0	W	Emilio 8 (Fred 4, Simms 1) 44
Game #14	07/08/2007	DC 0 at HOU 1	L	
Game #15	07/14/2007	DC 3 vs DAL 3	T	Emilio 9 (Moreno 2, Fred 5) 8; Fred 2 (Moreno 3, Boswell 1) 45; Emilio 10 (Olsen 2) 47
Game #16	07/22/2007	DC 0 at NY 1	L	
Game #17	08/05/2007	DC 3 at NE 0	W	Gros 1 (unassisted) 22; Emilio 11 (Kpene 2, Burch 1) 31; Emilio 12 (Olsen 3) 76
Game #18	08/09/2007	DC 1 vs LA 0	W	Emilio 13 (Burch 2) 27
Game #19	08/18/2007	DC 2 at CLB 0	W	Fred 3 (unassisted) 52; Gomez 5 (Olsen 4, Moreno 4) 8; Moreno 4 (penalty kick) 48
Game #20	08/22/2007	DC 3 vs NY 1	W	Olsen 5 (unassisted) 6; Gomez 5 (Olsen 4, Moreno 4) 8; Moreno 4 (penalty kick) 48
Game #21	08/25/2007	DC 1 at TOR 0	W	Fred 4 (Addlery 2, Perkins 1) 8
Game #22	09/01/2007	DC 4 at DAL 0	W	Olsen 6 (Simms 2) 4; Olsen 7 (unassisted) 46+; Gomez 6 (unassisted) 47; Fred 5 (Gomez 5) 50
Game #23	09/06/2007	DC 2 at CHY 2	T	Emilio 15 (Moreno 5, Gomez 6) 3; Emilio 16 (unassisted) 26
Game #24	09/09/2007	DC 4 vs NE 2	W	Fred 6 (Moreno 6) 31; Moreno 5 (unassisted) 59; Emilio 17 (Gomez 7, Olsen 5) 67; Emilio 18 (B. Carroll 4) 83
Game #25	09/12/2007	DC 2 vs RSL 1	W	Emilio 19 (Gomez 8) 16; Gomez 7 (Fred 6, Boswell 2) 73
Game #26	09/23/2007	DC 1 at CHI 1	T	Moreno 6 (unassisted) 84
Game #27	09/29/2007	DC 4 vs TOR 1	W	Burch 1 (Fred 7) 52; Fred 7 (Gomez 9) 57; Moreno 7 (Simms 3, Olsen 6) 66; Emilio 20 (unassisted) 70
Game #28	10/05/2007	DC 1 at KC 1	T	
Game #29	10/13/2007	DC 0 vs CHI 0	T	Gomez 8 (Burch 3) 56
Game #30	10/20/2007	DC 2 vs CLB 3	L	Gomez 9 (Fred 8, Olsen 7) 89; Gomez 10 (penalty kick) 93+

U.S. OPEN CUP	07/11/2007	DC 0 at HRSBRG 1	L	
CONCACAF CHAMPIONS CUP				
QF1	02/21/2007	DC 4 at OLMPIA 1	W	Gomez 29, 59; Emilio 44; Erpen 74
QF1	03/02/2007	DC 3 vs OLMPIA 2	W	Emilio 37, 83; Gomez 48 pen
SF1	03/15/2007	DC 1 vs GDLJRA 1	T	Emilio 90
SF2	04/03/2007	DC 1 at GDLJRA 2	L	Moreno 35

SUPERLIGA				
GrDB	07/25/2007	DC 1 vs MORELA 1	T	Gomez (unassisted) 7
GrDB	07/29/2007	DC 1 vs AMERCA 0	W	Dyachenko (Gomez) 12
GrDB	08/01/2007	DC 0 vs HOU 1	L	
SF	08/15/2007	DC 0 at LA 2	L	

COBA SUDAMERICANA				
2R	09/26/2007	DC 2 vs GDLJRA 1	W	
2R	10/02/2007	DC 0 at GDLJRA 1	L	

Olsen (unassisted) 23; Simms (unassisted) 55
--



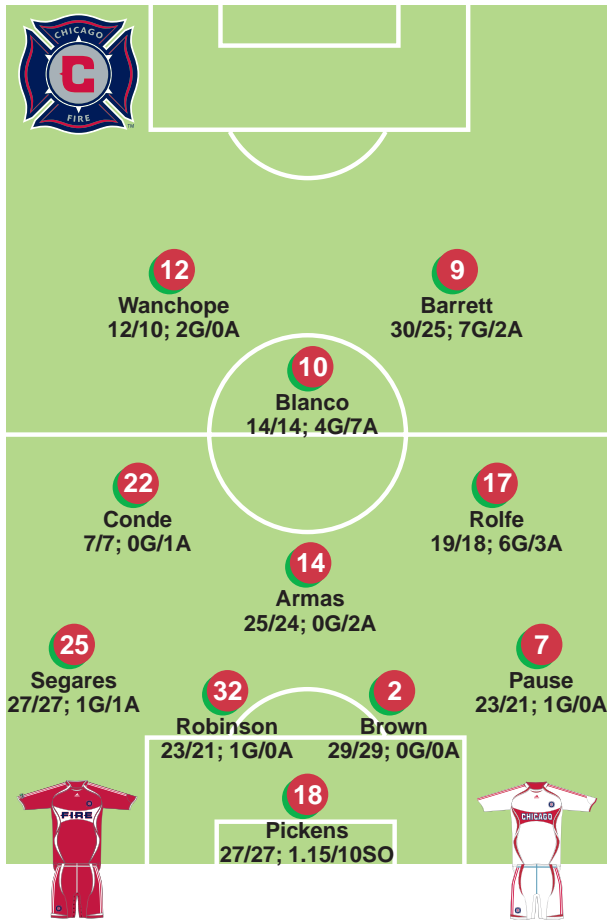


ALL-TIME D.C. UNITED POSTSEASON STATISTICS

PLAYER	GP	GS	MIN	G	A
Jaime Moreno	30	30	2685	12	10
Raul Diaz Arce	10	9	844	8	1
Roy Lassiter	11	11	882	7	1
Tony Sanneh	15	7	745	6	3
Alecko Eskandarian	7	7	596	4	1
Marco Etcheverry	23	23	2016	3	13
Christian Gomez	9	9	645	3	0
Richie Williams	22	22	1922	2	4
Ben Olsen	20	20	1745	2	2
Steve Rammel	2	2	166	2	0
Roy Wegerle	2	2	144	2	0
Jeff Agoos	23	23	2074	1	4
Earnie Stewart	6	6	501	1	2
Eddie Pope	23	23	2028	1	1
Shawn Medved	5	0	113	1	0
Bryan Namoff	10	10	916	1	0
John Harkes	17	17	1507	0	6
David Vaudreuil	9	6	566	0	5
John Maessner	15	13	1017	0	3
Joshua Gros	8	5	575	0	2
Carey Talley	11	7	717	0	2
Freddy Adu	7	3	356	0	1
Brian Carroll	9	9	840	0	1
Mario Gori	10	9	767	0	1
Ryan Nelsen	5	5	450	0	1
Clint Peay	5	5	434	0	1
Tom Presthus	13	12	1081	0	1
Geoff Auger	9	2	197	0	0
Bobby Boswell	4	3	355	0	0
Jeff Carroll	1	0	1	0	0
Jeff Causey	1	0	1	0	0
Ronald Cerritos	2	1	111	0	0
Bobby Convey	2	2	180	0	0
Judah Cooks	2	0	10	0	0
Matias Donnet	2	0	34	0	0
Rod Dyachenko	2	0	34	0	0
Facundo Erpen	5	5	365	0	0
Lucio Filomeno	1	0	45	0	0
Scott Garlick	5	5	449	0	0
Ezra Hendrickson	2	1	142	0	0
Ben Iroha	3	0	43	0	0
Galin Ivanov	1	1	90	0	0
Kris Kelderman	1	0	2	0	0
Dema Kovalenko	7	7	597	0	0
Carlos Llamasa	13	13	1114	0	0
Thiago Martins	1	0	9	0	0
Jason Moore	3	0	41	0	0
Troy Perkins	3	3	270	0	0
Mike Petke	6	6	570	0	0
Brandon Prideaux	7	4	387	0	0
Santino Quaranta	6	3	231	0	0
Eliseo Quintanilla	2	1	112	0	0
Nick Rimando	6	6	570	0	0
Clyde Simms	3	0	15	0	0
Mark Simpson	6	6	543	0	0
Mike Slivinski	1	0	9	0	0
Diego Sonora	5	4	366	0	0
Hristo Stoitchkov	2	1	101	0	0
Jamil Walker	2	1	49	0	0
Doug Warren	2	2	180	0	0
John Wilson	1	1	90	0	0
A.J. Wood	8	1	167	0	0
Own-goals received	1				
Team totals	34	34	3100	57	66
Opponent totals	34	34	3100	40	44

D.C. UNITED INDIVIDUAL GOALKEEPING

GOALKEEPER	GP	GS	SV	GA	GAA	SO
Jeff Causey	1	0	0	0	0.00	0
Troy Perkins	3	3	6	2	0.67	1
Scott Garlick	5	5	26	5	1.00	1
Tom Presthus	13	12	35	13	1.08	7
Mark Simpson	6	6	21	7	1.16	1
Nick Rimando	6	6	27	9	1.42	3
Doug Warren	2	2	8	4	2.00	0
Team totals	34	34	123	40	1.16	13
Opponent totals	34	34	138	57	1.65	8



## TACTICS

Since taking over the Fire, Juan Carlos Osorio has shown he will rearrange his team based on the situation and the opposition, alternating between a 3-4-1-2 system and a 4-3-1-2 system. In any case, Cuauhtemoc Blanco will pull the strings behind a front two, lately featuring Paulo Wanchope and Chad Barrett. Chris Rolfe, an out-and-out striker since coming into the league, has moved into a midfield role, either wide on the right, or sometimes more centrally in an attacking role with Blanco, as the Fire have gone to a 3-3-2-2. Logan Pause and Dasan Robinson are also versatile pieces to the puzzle, able to slot in either at fullback or wide in the midfield -- and in Robinson's case, at central defense. Wilman Conde began his Fire stint at the center of the back three, but has also moved forward into the midfield, while Diego Gutierrez can also play in the middle of the back three, but has figured in a holding midfield role as well as back on the left of the midfield.

## HOW THEY QUALIFIED

The Chicago Fire waited until the final game of the regular season to clinch their spot in the MLS Cup Playoffs, defeating the Los Angeles Galaxy to claim the last spot. They finished tied for seventh overall with the Kansas City Wizards, both teams with 40 points, but they held the head-to-head tiebreaker, meaning Kansas City moved to the Western Conference bracket.

## STADIUM

**Toyota Park** (capacity: 20,000)

The Fire took 21 points of a possible 45 from their 15 home games, the sixth-best record in the league. The Fire scored just 16 goals in their Bridgeview home, tying Colorado for the fewest goals scored at home. However, since a 4-0 loss at Toyota Park to Houston on July 12, the Fire haven't lost in six home matches, tying three and winning three (including their last two).

## ATTACK

The Fire scored 31 goals in 30 games, matching Real Salt Lake for the ninth-best attacking record in the league. The 31 goals match the sixth-fewest scored in a season in MLS history, while the 1.03 goals-per-game average matches the eighth-lowest all-time. The Fire were shut out nine times on the season, but just once over their final eight games, though they have not scored more than two goals in a game since July 29.

## DEFENSE

The Fire conceded 36 goals in 30 games on the campaign, the fifth-best defensive record in MLS. They recorded 11 shutouts on the season -- six of those in the final 13 games, including in their last two regular season contests before the playoffs. After allowing three or more goals on five occasions in the first 16 games of the year, they done it just once since (3-2 at Real Salt Lake, Aug. 22).

## CURRENT FORM

The Fire come into the MLS Cup Playoffs unbeaten in their last eight games, winning two of their last three and recording clean sheets in their last two. Five of the Fire's league-leading 10 ties on the season have come in the last seven games.

## COACH

**Juan Carlos Osorio.** The one-time MetroStars assistant coach took over on July 9 of this year, coming from Millonarios of his native Colombia. Since seeing his new side crash 4-0 to Houston in his first game, the Fire have lost just twice since.

## KEY ADDITIONS THIS SEASON

Mexican international **Cuauhtemoc Blanco** joined the club after finishing international duty for the CONCACAF Gold Cup and Copa America -- and his presence almost single-handedly pulled the Fire into the postseason. Costa Rican striker **Paulo Wanchope** -- a long-time English Premiership campaigner -- scored twice in 11 appearances. Colombian defender **Wilman Conde** has been another key late-season addition under Osorio. Brazilian **Bruno Menezes** has provided depth in defense.

## KEY ABSENCES

Midfielder Justin Mapp missed the final nine games of the regular season while suffering from an ankle injury, and is doubtful to start the playoffs. Honduran Ivan Guerrero has also been slowed by an ankle sprain, missing the last eight games of the year. Jeff Curtin and Osei Telesford are long-term injury absences and out for the remainder of the year.

## KEY MAN

**Cuauhtemoc Blanco.** Since his arrival in Chicago, he has galvanized the team. While suffering a remarkable number of fouls as the conductor of the Chicago attack, he's also contributed four goals and seven assists in his 14 appearances -- part of 11 of the 18 goals the Fire have scored since his arrival.



**D.C. UNITED v CHICAGO FIRE**  
2007 MLS CUP PLAYOFFS - EASTERN CONFERENCE SEMIFINALS



# CHICAGO FIRE

No.	Player	Pos	Ht	Wt	Birthdate	Birthplace	2007				CAREER				
							GP	GS	G	A	GP	GS	G	A	
1	<b>Jon Busch</b>	<b>GK</b>	5-10	165	08/18/1976	Queens, NY	3	3	0	0	87	86	0	0	<i>Signed as reserve before the start of the season. All-time club leader in many goalkeeping categories with Columbus after four years there (2003-06).</i>
2	<b>C.J. Brown</b>	<b>DF</b>	6-0	185	06/15/1975	Hayward, CA	29	29	0	0	249	245	3	13	<i>The club's all-time appearance leader, one of two Fire originals to have played in each of the club's 10 seasons. Missed one game through suspension</i>
3	<b>Calen Carr</b>	<b>FW</b>	6-0	150	10/04/1982	Berkeley, CA	27	10	3	2	49	13	4	3	<i>Generally provides a real injection of attacking pace of the bench. First-round pick in 2006 SuperDraft out of Univ. of California.</i>
4	<b>Bakary Soumare</b>	<b>MF</b>	6-4	190	11/09/1985	Bamako, Mali	19	11	0	0	19	11	0	0	<i>First-round selection (second overall) in the 2007 SuperDraft out of Virginia. Lanky central midfielder who saw time increase over the second half</i>
7	<b>Logan Pause</b>	<b>MF</b>	5-10	155	08/22/1981	Hillsborough, NC	23	21	1	0	119	98	1	5	<i>Very versatile player, can play on either side of the defense, in a wide midfield role or as a holding midfielder</i>
8	<b>Diego Gutierrez</b>	<b>MF</b>	5-7	155	11/03/1972	Bogota, Colombia	23	22	0	1	256	231	12	43	<i>Another Fire original who dates back to the inaugural MLS season, he can play anywhere in midfield or also at the heart of the back three.</i>
9	<b>Chad Barrett</b>	<b>FW</b>	5-11	180	04/30/1985	San Diego, CA	30	25	7	2	66	38	13	7	<i>Only Fire player to play in all 30 league matches, he led the club with seven goals. His third season in the league.</i>
10	<b>Cuauhtemoc Blanco</b>	<b>FW</b>	5-9	180	01/17/1973	Mexico City, Mexico	14	14	4	7	14	14	4	7	<i>Mexican icon who made his MLS debut on July 29 after finishing international commitments and the unquestioned focus of the Fire since.</i>
11	<b>John Thornington</b>	<b>MF</b>	5-8	150	10/17/1979	Johannesburg, South Africa	2	0	1	0	12	4	2	0	<i>After struggling with injuries his first two seasons (he was an allocation in 2005), he was re-signed by the club and scored the playoff-clinching goal.</i>
12	<b>Paulo Wanchope</b>	<b>FW</b>	6-3	186	07/31/1976	Heredia, Costa Rica	12	10	2	0	12	10	2	0	<i>Costa Rican international (second all-time in goals) who played for four seasons under Osorio at Manchester City. Made his MLS debut in July.</i>
14	<b>Chris Armas</b>	<b>MF</b>	5-7	150	08/27/1972	Bronx, NY	25	24	0	2	264	260	12	48	<i>MLS original who is ninth on the all-time list for league games played. Also a Fire original, joining the club in its expansion season after two years in LA</i>
16	<b>Brian Plotkin</b>	<b>MF</b>	5-9	150	08/03/1984	Chicago, IL	8	5	0	0	22	9	1	1	<i>After a string of appearances midway through the year, his last outing came July 29 v Toronto FC.</i>
17	<b>Chris Rolfe</b>	<b>FW</b>	5-8	145	01/17/1983	Kettering, OH	19	18	6	3	69	60	21	9	<i>Rebounded from a severe ankle sprain to end the season with six goals. Has adapted to more of a midfield role after playing striker his first two years.</i>
18	<b>Matt Pickens</b>	<b>GK</b>	6-3	200	04/05/1982	Washington, MO	27	27	0	0	40	38	0	0	<i>Recorded 10 shutouts this year, his third season at the club. One of the first Chicago Fire Premier products to graduate to the senior team.</i>
19	<b>Jeff Curtin</b>	<b>DF</b>	6-3	190	07/04/1983	Oreland, PA	3	3	1	0	3	3	1	0	<i>Made his MLS debut on May 27, and scored his first career goal a week later. Brother of long-time Fire defender Jim, who has a season-ending injury</i>
21	<b>Justin Mapp</b>	<b>MF</b>	6-1	160	10/18/1984	Brandon, MS	13	10	0	1	116	97	11	24	<i>Talented attacking threat who suffered a severe ankle injury in August. In the U.S. team for both the CONCACAF Gold Cup and Copa America.</i>
22	<b>Wilman Conde</b>	<b>DF</b>	6-2	188	08/29/1982	Cali, Colombia	7	7	0	1	7	7	0	1	<i>Made his MLS debut on Sept. 8 after being obtained from Colombian side Los Millonarios, where he played for Juan Carlos Osorio</i>
23	<b>Ivan Guerrero</b>	<b>MF</b>	5-7	140	11/30/1977	Comayagua, Honduras	19	16	1	2	74	71	3	16	<i>Versatile Honduran international who obtained his Green Card this year. Scored his first goals in two seasons v Toronto on July 29.</i>
25	<b>Gonzalo Segares</b>	<b>DF</b>	5-11	162	10/13/1982	San Jose, Costa Rica	27	27	1	1	73	70	5	4	<i>Left-sided defender who made his international debut for Costa Rica in September. Played collegiately at Virginia Commonwealth.</i>
30	<b>Mike Banner</b>	<b>MF</b>	5-9	160	10/20/1984	Washington, DC	3	0	0	0	3	0	0	0	<i>Reserve defender who made his MLS debut June 9 v Chivas. Concluded college career at SIU-Edwardsville after starting at Georgetown.</i>
31	<b>Floyd Franks</b>	<b>MF</b>	5-10	165	04/05/1984	Hattiesburg, MS	7	2	1	0	16	2	1	0	<i>2006 supplemental draft selection, his first professional goal came July 29 v Toronto FC</i>
32	<b>Dasan Robinson</b>	<b>DF</b>	5-11	160	06/06/1984	Evanston, IL	23	21	1	0	46	44	2	0	<i>Has been a regular, mainly as a defender, in his first two professional seasons out of the University of Dayton.</i>
34	<b>Osei Telesford</b>	<b>DF</b>	5-11	190	11/30/1983	San Juan, Trinidad & Tobago	2	0	0	0	2	0	0	0	<i>Trinidad &amp; Tobago youth international who will miss the rest of the season with a groin injury. 2006 PDL Defender of the Year with Carolina Dynamo.</i>
35	<b>Bruno Menezes</b>	<b>MF</b>	5-10	161	03/20/1984	Santos, Brazil	3	2	0	0	3	2	0	0	<i>Brazilian reserve defender signed midway through the year. Played last for Sao Carlos FC; also for Uniao Sao Joao and Mogi Mirim in his homeland</i>
37	<b>Daniel Woolard</b>	<b>DF</b>	5-10	155	05/22/1984	Bedford, TX	0	0	0	0	0	0	0	0	<i>Supplemental draft selection out of Midwestern State University who did not make a first-team appearance.</i>
40	<b>Nick Noble</b>	<b>GK</b>	6-4	200	09/01/1984	Charleston, WV	0	0	0	0	0	0	0	0	<i>First-round selection in 2007 Supplemental draft out of West Virginia University who did not make a first-team appearance</i>

**HEAD COACH: Juan Carlos Osorio**

06/08/1961

W6 L3 T6



# CHICAGO FIRE



## 10. CUAUHTEMOC BLANCO

Scored four goals and added seven assists in 14 games after his arrival with the Fire ... Part of Mexico's team for the CONCACAF Gold Cup and Copa America, has 32 goals in 91 international appearances ... Played in two FIFA World Cups (1998, 2002) ... Began his professional career in 1992 with Club

América in Mexico, moving to Real Valladolid in Spain for two seasons (2000-02) ... Won Mexican scoring championship in 1999 Invierno (16 goals)



## 12. PAULO WANCHOPE

Signed in July and scored two goals in 12 appearances ... Part of the Costa Rica team in two World Cups (2002, 2006); second all-time in goals for his country with 45 ... Moved to England in 1996, where he played for Derby County (1996-99), West Ham United (1999-2000) and Manchester City (2000-04) -

where he played for Juan Carlos Osorio ... Scored 62 goals in the Premiership ... Also played in Spain (Malaga) and Qatar (Al-Gharrafa)



## 14. CHRIS ARMAS

MLS original who made 25 appearances this season ... One of two players who have been the Fire since the club's inception ... Ninth all-time on the MLS rolls with 264 league games played ... Five-time selection to the MLS Best XI (1998, '99, 2000, '01, '03) ... Has made 66 appearances for the U.S. national

team with two goals ... Began his career with the Los Angeles Galaxy



## 17. CHRIS ROLFE

Scored six goals in 19 appearances this season ... Has 21 league goals in three professional seasons, including leading the Fire with eight in 2005, his rookie season ... has six caps with the U.S. national team after making his international debut in Nov. 2005 vs. Scotland



## 22. WILMAN CONDE

Signed on Aug. 20 ... Has been with Millonarios in the Mustang Cup first division in Colombia since 2006, where he played for Osorio ... Has represented his country at all youth levels ... Also played for Colombian clubs Aucas (2005), Deportivo Cali (2001-04), and Deportes Quindio (2000) ... Osorio

brought Conde to Millonarios after the defender trained with Argentinean club Tigre and Colombian side Real Cartagena through the beginning of the 2006 season

## TALKING POINTS

### UNDER JUAN CARLOS OSORIO

	W	L	T	GF	GA
BEFORE	4	7	4	16	22
SINCE	6	3	6	15	14

### BLANCO -- GAME-BY-GAME

07/29/2007	CHI 3 at TOR 0	W	assist
08/04/2007	CHI 0 vs CLB 0	T	
08/18/2007	CHI 2 at RSL 0	W	goal, assist
08/22/2007	CHI 2 at KC 3	L	assist
08/25/2007	CHI 2 vs KC 0	W	goal, assist
09/01/2007	CHI 0 at NY 1	L	
09/08/2007	CHI 1 at CLB 0	W	
09/15/2007	CHI 2 vs NY 2	T	goal, assist
09/20/2007	CHI 1 at DAL 1	T	
09/23/2007	CHI 1 vs DC 1	T	assist
09/29/2007	CHI 1 at CHV 1	T	goal
10/06/2007	CHI 2 vs NE 1	W	
10/13/2007	CHI 0 at DC 0	T	
10/21/2007	CHI 1 vs LA 0	W	assist

### FEWEST GOALS SCORED (ONE SEASON)

2007 Toronto FC	30	25	0.83
2004 Colorado Rapids	30	29	0.97
2007 Colorado Rapids	30	29	0.97
2005 Real Salt Lake	32	30	0.94
2006 Columbus Crew	32	30	0.94
<b>2007 Chicago Fire</b>	<b>30</b>	<b>31</b>	<b>1.03</b>
2002 D.C. United	28	31	1.11
2005 Chivas USA	32	31	0.97
2007 Real Salt Lake	30	31	1.03
1999 MetroStars	32	32	1.00
2001 Tampa Bay Mutiny	27	32	1.19



2007 CHICAGO FIRE STATISTICS (10-10-10, 40 pts.)

UNF	POS	PLAYER	GP	GS	MIN	G	A	SHT	SOG	FC	FS	OFF	CK	C	E
9	F	Chad Barrett	30	25	1983	7	2	59	37	21	22	37	0	3	0
17	F	Chris Rolfe	19	18	1451	6	3	38	19	13	22	4	0	1	0
10	F	Cuauhtemoc Blanco	14	14	1233	4	7	26	14	8	61	7	51	3	0
3	F	Calen Carr	27	10	1136	3	2	33	13	24	12	4	0	5	0
12	F	Paulo Wanchope	12	10	932	2	0	26	13	20	15	10	1	2	0
23	M-D	Ivan Guerrero	19	16	1490	1	2	12	5	11	25	3	4	0	0
22	M	Willian Oliveira	8	4	381	1	1	7	4	1	6	3	10	0	0
25	D	Gonzalo Segares	27	27	2406	1	1	15	5	43	25	4	6	6	1
19	D	Jeff Curtin	3	3	248	1	0	2	1	3	1	0	0	3	1
31	M	Floyd Franks	7	2	223	1	0	3	1	3	7	3	0	1	0
15	F	*Jerson Monteiro	5	1	154	1	0	3	3	3	0	1	0	0	0
7	M	Logan Pause	23	21	1905	1	0	2	2	25	20	0	0	1	0
32	D	Dasan Robinson	23	21	1820	1	0	11	3	35	34	2	0	4	0
11	M	John Thorrington	2	0	31	1	0	2	2	1	0	0	0	0	0
14	M	Chris Armas	25	24	2194	0	2	7	2	27	24	0	11	3	0
22	D	Wilman Conde	7	7	595	0	1	6	5	8	4	0	0	3	1
11	M	Thiago	13	5	569	0	1	10	3	4	4	2	16	3	0
8	M	Diego Gutierrez	23	22	1890	0	1	10	6	33	24	0	7	7	1
21	M	Justin Mapp	13	10	808	0	1	15	8	7	22	3	21	0	0
30	M	Mike Banner	3	0	56	0	0	1	0	1	1	0	0	0	0
13	F	Pascal Bedrossian	6	2	165	0	0	1	1	1	5	5	3	0	0
2	D	C.J. Brown	29	29	2565	0	0	7	2	31	21	0	0	7	0
1	GK	Jon Busch	3	3	270	0	0	0	0	0	0	0	0	0	0
5	D	Jim Curtin	11	10	856	0	0	3	2	14	6	0	0	2	0
35	M	Bruno Menezes	3	2	208	0	0	1	1	4	2	0	0	0	0
18	GK	Matt Pickens	27	27	2430	0	0	0	0	2	9	0	0	0	0
16	M	Brian Plotkin	8	5	460	0	0	8	3	7	9	3	9	0	0
27	D	Jordan Russolillo	2	1	46	0	0	0	0	1	0	0	0	0	0
4	M	Bakary Soumare	19	11	1072	0	0	4	1	41	17	0	0	6	1
34	D	Osei Telesford	2	0	2	0	0	0	0	1	0	0	0	0	0
40	GK	Nick Noble	0	0	0	0	0	0	0	0	0	0	0	0	0
37	D	Daniel Woolard	0	0	0	0	0	0	0	0	0	0	0	0	0
		Team totals	30	30	2700	31	24	312	156	393	420	91	139	60	5
		Opponent totals	30	30	2700	36	36	351	157	420	393	90	143	59	3

GAME-WINNING GOALS: Chris Rolfe 2, Cuauhtemoc Blanco 2, Chad Barrett 2, Paulo Wanchope 1  
John Thorrington 1, Logan Pause 1, Ivan Guerrero 1

GAME-WINNING ASSISTS: Cuauhtemoc Blanco 2, Gonzalo Segares 1, Chris Rolfe 1, Justin Mapp 1  
Ivan Guerrero 1, Wilman Conde 1, Calen Carr 1

PENALTY KICK GOALS/ATTEMPTS: Cuauhtemoc Blanco 1-2, Chris Rolfe 1-1, Chad Barrett 1-1

CHICAGO FIRE INDIVIDUAL GOALKEEPING

UNF	POS	GOALKEEPER	GP	GS	MIN	SHTS	SV	GA	GAA	PG	PA	W	L	T	SO
18	GK	Matt Pickens	27	27	2430	137	102	31	1.15	4	4	9	8	10	10
1	GK	Jon Busch	3	3	270	20	15	5	1.67	2	2	1	2	0	1
		Team totals	30	30	2700	157	117	36	1.20	6	6	10	10	10	11
		Opponent totals	30	30	2700	156	123	31	1.03	3	4	10	10	10	9

\* = Played with other teams in 2007. Only Chicago Fire statistics listed here.



ECSF: UNITED v FIRE

CHICAGO FIRE - GAME-BY-GAME

#	Player	1	2	3	4	5	6	7	8	9	10	11	12	13	14	15	16	17	18	19	20	21	22	23	24	25	26	27	28	29	30		
		NE	COL	KC	HOU	NE	TOR	DAL	NY	RSL	CLB	CHV	DC	COL	LA	TOR	HOU	TOR	CLB	RSL	KC	KC	NY	CLB	NY	DAL	DC	CHV	NE	DC	LA		
		1-0	1-1	2-1	1-0	1-3	1-3	1-2	0-3	0-0	3-2	0-1	1-3	0-0	0-2	1-1	0-4	3-0	0-0	2-0	2-3	2-0	0-1	1-0	2-2	1-1	1-1	1-1	2-1	0-0	1-0		
1	Jon Busch														90G						90G	90G											
2	C.J. Brown	90D	45D	90D	90D	90D	90D	90D	90D	90D	90D	90D	90D	90D	90D	90D	90D	90D	90D	90D	90D	90D	90D	90D	90D	90D	90D	90D	90D	90D	90D		
3	Calen Carr	1	11	35	18		20	90F	90F	90F	87F	90F	23	70M	90M	90M	17	90M	71F	9	31	62	30	8	3	15	72M	3	9	1			
4	Bakary Soumare														90M	90M	90M	6	90M	90M	90M	90M	90M	90M	90M	90M	90M	90M	90M	90M	90M		
5	Jim Curtin	90D	79D	90D	90D	90D	90D	64D	70D			11	90M	90M	83M																		
7	Logan Pause	90M	90M				6	90M	68M	90M	90M				90M	90M	90D																
8	Diego Gutierrez	90M	70M	90M	90M	80M	45M							90M	90M	90D	90D	90D	87D	84D	90M	90D	89D	62M	90M	24	90D	89M	90D				
9	Chad Barrett	89F	90F	86F	72F	75F	82F	26	90F	90F	79F	90F	70F	79F	83F	90F				66F	58F	6	45F	3	1	18	87F	66F	81F	63F	66F	81F	61F
10	Cuahtemoc Blanco																			82F	90F	81F	90F	87M	90M	90M	90M	83M	90M	90M	90M	90M	
11	Thiago	13	45	4	84M	90M	90M	22	20					20	20	63M	90M	8															
11	John Thorrington																																
12	Paulo Manchope																																
13	Pascal Bedrossian																																
14	Chris Armas																																
15	Jerson Monteiro	90M	90M	90M	90M	90M																											
16	Brian Plotkin																																
17	Chris Rolfe	77F	90F	89F	90F	90F	59F																										
18	Matt Pickens	90G	90G	90G	90G	90G	90G	90G	90G	90G	90G	90G	90G	90G	90G	90G	90G																
19	Jeff Curtin																																
21	Justin Mapp	85M	90M	55M																													
22	Wilman Conde																																
22	William Oliveira																																
23	Ivan Guerrero	90M	90M	90M	90M	90M	31	90M	90M	54																							
25	Gonzalo Segares	90D	90D	90D	90M	90D	90M	90M	90D	90D																							
27	Jordan Russolillo																																
30	Mike Banner																																
31	Floyd Franks																																
32	Dasan Robinson																																
34	Osei Telesford																																
35	Bruno Menezes																																
37	Daniel Woolard																																
38	Erik Hort																																
40	Nick Noble																																

"00" = 100 minutes played  
 F/M/D/G = starting position



ECSF: UNITED v FIRE

CHICAGO FIRE - GAME-BY-GAME LOG

Game #1	04/07/2007	CHI 1 vs NE 0	W	Pause 1 (Mapp 1, Rolfe 1) 4
Game #2	04/15/2007	CHI 1 at COL 1	T	Barrett 1 (Rolfe 2) 85
Game #3	04/21/2007	CHI 2 vs KC 1	W	Barrett 2 (Armas 1, Rolfe 3) 36; Rolfe 1 (penalty kick) 73
Game #4	04/29/2007	CHI 1 at HOU 0	W	Rolfe 2 (Segares 1) 60
Game #5	05/06/2007	CHI 1 at NE 3	L	Rolfe 3 (unassisted) 45
Game #6	05/12/2007	CHI 1 at TOR 3	L	Rolfe 4 (unassisted) 36
Game #7	05/17/2007	CHI 1 vs DAL 2	L	Carr 1 (Barrett 1, Thiago 1) 73
Game #8	05/24/2007	CHI 0 at NY 3	L	
Game #9	05/27/2007	CHI 0 vs RSL 0	T	
Game #10	06/03/2007	CHI 3 vs CLB 2	W	Je. Curtin 1 (Oliveira 1) 25; Oliveira 1 (unassisted) 61; Barrett 3 (unassisted) 78
Game #11	06/09/2007	CHI 0 vs CHV 1	L	
Game #12	06/16/2007	CHI 1 at DC 3	L	Monteiro 1 (unassisted) 54
Game #13	07/01/2007	CHI 0 vs COL 0	T	
Game #14	07/04/2007	CHI 0 at LA 2	L	
Game #15	07/07/2007	CHI 1 vs TOR 1	T	Barrett 4 (penalty kick) 70
Game #16	07/12/2007	CHI 0 vs HOU 4	L	
Game #17	07/29/2007	CHI 3 at TOR 0	W	Guerrero 1 (Blanco 1) 37; Carr 2 (unassisted) 58; Franks 1 (Carr 1, Armas 2) 75
Game #18	08/04/2007	CHI 0 vs CLB 0	T	
Game #19	08/18/2007	CHI 2 at RSL 0	W	Blanco 1 (Guerrero 1) 43; Manchope 1 (Blanco 2) 78
Game #20	08/22/2007	CHI 2 at KC 3	L	Barrett 5 (Blanco 3) 46+; Robinson 1 (unassisted) 83
Game #21	08/25/2007	CHI 2 vs KC 0	W	Blanco 2 (unassisted) 44; Carr 3 (Blanco 4, Guerrero 2) 86
Game #22	09/01/2007	CHI 0 at NY 1	L	
Game #23	09/08/2007	CHI 1 at CLB 0	W	Manchope 2 (Conde 1) 65
Game #24	09/15/2007	CHI 2 vs NY 2	T	Blanco 3 (penalty kick) 54; Segares 1 (Blanco 5) 70
Game #25	09/20/2007	CHI 1 at DAL 1	T	Rolfe 5 (unassisted) 56
Game #26	09/23/2007	CHI 1 vs DC 1	T	Barrett 6 (Blanco 6) 18
Game #27	09/29/2007	CHI 1 at CHV 1	T	Blanco 4 (unassisted) 24
Game #28	10/06/2007	CHI 2 vs NE 1	W	Rolfe 6 (Barrett 2, Gutierrez 1) 46+; Barrett 7 (unassisted) 60
Game #29	10/13/2007	CHI 0 at DC 0	T	
Game #30	10/21/2007	CHI 1 vs LA 0	W	Thorrington 1 (Carr 2, Blanco 7) 93+

U.S. OPEN CUP 07/15/2007 CHI 0 at CAROLIN 1 L

3R



ALL-TIME FIRE POSTSEASON STATISTICS

PLAYER	GP	GS	MIN	G	A
Ante Razov	26	25	2095	10	9
Dema Kovalenko	18	16	1512	5	3
Hristo Stoitchkov	13	9	900	4	5
Peter Nowak	20	20	1651	3	10
Jesse Marsch	31	31	2688	3	3
DaMarcus Beasley	17	16	1460	2	5
Chris Armas	26	26	2389	2	4
Lubos Kubik	9	8	727	2	3
Ivan Guerrero	5	5	480	2	1
C.J. Brown	29	29	2651	1	2
Diego Gutierrez	22	18	1754	1	2
Justin Mapp	6	3	343	1	2
Carlos Bocanegra	19	18	1664	1	1
Nate Jaqua	8	4	391	1	1
Roman Kosecki	4	4	269	1	1
Jerzy Podbrozny	7	7	622	1	1
Damani Ralph	4	4	363	1	1
Evan Whitfield	10	8	737	1	1
Andy Williams	4	4	306	1	1
Eric Wynalda	5	4	324	1	1
John Ball	2	0	59	1	0
Jamar Beasley	5	1	193	1	0
Sam George	2	0	21	1	0
Jack Stewart	2	2	164	1	0
Thiago	4	3	314	0	2
Kelly Gray	4	2	242	0	2
Zach Thornton	31	31	2833	0	2
Tenywa Bonseu	6	5	473	0	1
Paul Dougherty	2	1	165	0	1
Orlando Perez	6	5	372	0	1
Chris Rolfe	5	5	374	0	1
Mike Sorber	5	2	192	0	1
Chad Barrett	3	0	73	0	0
Samuel Caballero	1	0	8	0	0
Calen Carr	2	0	27	0	0
Jim Curtin	11	10	878	0	0
Sergi Daniv	2	0	2	0	0
Andy Herron	4	2	228	0	0
Zak Ibsen	3	0	46	0	0
Frank Klopas	5	1	119	0	0
Tony Kuhn	1	0	1	0	0
Andrew Lewis	1	0	33	0	0
Francis Okaroh	6	6	481	0	0
Logan Pause	4	3	281	0	0
Matt Pickens	2	2	210	0	0
Dasan Robinson	2	2	210	0	0
Tony Sanneh	3	2	226	0	0
Gonzalo Segares	5	5	405	0	0
Dipsy Selolwane	2	0	39	0	0
Tom Soehn	12	4	450	0	0
David Vaudreuil	9	7	600	0	0
Billy Walsh	2	0	57	0	0
Josh Wolff	6	3	282	0	0
John Wolyniec	2	0	18	0	0
Own-goals received	2				
Team totals	33	33	3043	50	68
Opponent totals	33	33	3043	32	36

CHICAGO FIRE INDIVIDUAL GOALKEEPING						
GOALKEEPER	GP	GS	SV	GA	GAA	SO
Matt Pickens	2	2	16	2	0.86	1
Zach Thornton	31	31	103	30	0.95	13
Team totals	33	33	119	32	0.95	14
Opponent totals	33	33	129	50	1.48	7







## N.E. REVOLUTION v N.Y. RED BULLS

2007 MLS CUP PLAYOFFS - EASTERN CONFERENCE SEMIFINALS

### 2007 SEASON RECORDS

	GP	W-L-T	PTS	GF	GA
Revolution	30	14-8-8	50	51	43
at home	15	8-3-4	28	33	21
Red Bulls	30	12-11-7	43	47	45
at home	15	9-3-3	30	30	16

### LEAGUE ALL-TIME HEAD-TO-HEAD

**ALL-TIME (46 meetings):**  
**Red Bulls 16 wins (2 shootout), 80 goals ...**  
**Revolution 23 wins (3 shootout), 84 goals ... Draws 7**  
**AT GIANTS STADIUM: (24 meetings):**  
 NY 12 wins (0 SO), 52 GF ... NE 8 wins (2 SO), 39 GF ...  
 Draws 4  
**AT FOXBOROUGH: (22 meetings):**  
 NE 15 wins (1 SO), 45 goals ... NY 4 wins (2 SO), 28 GF ...  
 Draws 3

### 2007 (MLS)

7/14: NY 0, NE 1 (Dorman 38)  
 8/25: NE 2, NY 1 (Twellman 46; Mendes 80 og – Altidore 30)  
 9/22: NY 2, NE 2 (Doe 37; Angel 84 – Twellman 22, 70)

### MLS CUP PLAYOFFS HISTORY

**SERIES:** NE 2, NY 0  
**ALL-TIME:** NE 2 wins, 6 GF ... NY 1 win, 3 GF ... 1 tie  
**LAST MEETING:** 2005 ECSF (NY 1 - NE 0; NE 3 - NY 1)

### WHERE THE GOALS COME FROM

REVOLUTION		RED BULLS	
F	A	F	A
51	43	47	45
53	63	57	60
GOALS SCORED			
MINUTES PER GOAL			

### HOW SCORED

REVOLUTION	RED BULLS
33	33
12	7
6	7
0	0
31	24
4	8
8	13
0	0
RIGHT FOOT	
LEFT FOOT	
HEADERS	
OTHER	

### TYPE OF PLAY

REVOLUTION	RED BULLS
27	23
9	11
5	4
3	1
3	5
1	2
2	1
1	0
22	9
8	9
2	4
6	1
3	4
0	0
2	5
0	2
OPEN PLAY	
CROSS	
CORNER	
REBOUND	
PENALTIES	
DIRECT FROM FREE KICK	
FREE KICK (INDIRECT)	
OWN GOALS	

### DISTANCE

REVOLUTION	RED BULLS
12	13
28	28
11	6
8	8
30	28
5	9
INSIDE GOAL AREA	
INSIDE PENALTY AREA	
OUTSIDE PENALTY AREA	

### MLS CUP PLAYOFFS GAME GUIDE



### ROSTERS

#### N.E. REVOLUTION GOALKEEPERS

1 Matt Reis  
 12 Doug Warren  
 24 Brad Knighton

#### DEFENDERS

2 Amaechi Igwe  
 4 Avery John  
 6 Jay Heaps  
 8 Joe Franchino  
 15 Michael Parkhurst  
 16 James Riley  
 17 Gary Flood  
 19 Kyle Helton  
 22 Marshall Leonard

#### MIDFIELDERS

13 Jeff Larentowicz  
 14 Steve Ralston  
 18 Khano Smith  
 21 Shalrie Joseph  
 23 Miguel Gonzalez  
 25 Andy Dorman  
 26 Bryan Byrne  
 27 Wells Thompson  
 29 Abdoulie Mansally  
 31 Sainey Nyassi

#### FORWARDS

5 Willie Sims  
 7 Adam Cristman  
 11 Pat Noonan  
 20 Taylor Twellman  
 28 Chris Loftus

#### N.Y. RED BULLS GOALKEEPERS

1 Danny Cepero  
 18 Jon Conway  
 23 Ronald Waterreus

#### DEFENDERS

2 Kevin Goldthwaite  
 3 Hunter Freeman  
 4 Carlos Mendes  
 33 Chris Leitch  
 60 Jeff Parke

#### MIDFIELDERS

6 Seth Stammer  
 8 Sinisa Ubiparipovic  
 10 Claudio Reyna  
 11 Dave van den Bergh  
 12 Blake Camp  
 13 Clint Mathis  
 14 Joe Vide  
 19 Dane Richards  
 21 Dema Kovalenko  
 24 Elie Ikangu  
 25 Sal Caccavale  
 27 Chris Karcz  
 32 Markus Schopp

#### FORWARDS

7 Mike Magee  
 9 Juan Pablo Angel  
 15 John Wolyniec  
 17 Josmer Altidore  
 28 Jerrod Laventure  
 29 Randi Patterson  
 30 Francis Doe

### SERIES SCHEDULE

Sat. Oct. 27, Giants Stadium  
 E. Rutherford, N.J.  
 7:30 p.m. ET (FSC/FSE)

Sat. Nov. 3, Gillette Stadium  
 Foxborough, Mass.  
 7:30 p.m. ET (FSC/FSE)

### RECORD AT HALFTIME

(W-L-T)	LEAD	TIED	TRAIL	SCORE	ALLOW
NE	6-1-4	6-3-3	2-4-1	12-3-4	2-5-3
NY	7-2-3	4-2-3	1-7-1	11-2-3	1-9-3

### RECORD WITH FIRST GOAL

SCORE	ALLOW
12-3-4	2-5-3
11-2-3	1-9-3

### TEAM LEADERS

#### REVOLUTION

G: 16 Twellman  
 A: 14 Ralston  
 SHT: 90 Twellman  
 SOG: 55 Twellman  
 FC: 61 Larentowicz  
 FS: 52 Joseph  
 OF: 32 Noonan  
 C: 6 Thompson  
 E: 1 Joseph

#### RED BULLS

G: 19 Angel  
 A: 8 van den Bergh  
 SHT: 97 Angel  
 SOG: 53 Angel  
 FC: 50 Richards  
 FS: 43 Altidore  
 OF: 42 Angel  
 C: 5 Kovalenko/Richards  
 E: 2 Mathis

### GOALSCORING RECORD

#### GOALS SCORED IN GAME

GP	0	1	2	3	4+	TOT	AVG
NE	30	5	9	8	6	2	51 1.70
NY	30	7	9	7	5	2	47 1.57

#### GOALS ALLOWED IN GAME

GP	0	1	2	3	4+	TOT	AVG
NE	30	10	6	7	5	2	43 1.43
NY	30	10	6	6	5	3	45 1.50

### GOALS BY INTERVALS

#### GOALS SCORED

Total	1-15	16-30	31-45	46-60	61-75	76-90	OT
NE	51	7	8	8	10	8	10 0
NY	47	8	12	3	5	9	10 0

#### GOALS ALLOWED

Total	1-15	16-30	31-45	46-60	61-75	76-90	OT
NE	43	6	4	9	7	4	13 0
NY	45	7	7	4	8	10	9 0

### TEAM COMPARISONS (averages per game)

	REVOLUTION		RED BULLS	
	FOR	AGAINST	FOR	AGAINST
GOALS SCORED	1.70	1.43	1.57	1.50
TOTAL SHOTS	13.27	11.97	13.20	12.20
SHOTS ON GOAL	6.43	5.63	5.93	5.60
SHOOTING ACCURACY	49%	47%	45%	46%
SCORING PERCENTAGE	12.8%	12.0%	11.9%	12.3%
FOULS	12.70	15.37	14.13	12.06
CORNER KICKS	5.40	4.53	4.90	5.40
OFFSIDE	2.77	3.20	3.40	4.70

### GAME-BY-GAME: WON/LOST/TIED

Revolution	LWTWT	WWWLT	TWLTW	TWWLW	LWWLW	TWLLT
Red Bulls	TWWWL	LWWLW	LTLWL	LWLWW	LLWLT	TTLWT



## ECSF: REVOLUTION v RED BULLS

### NEW ENGLAND REVOLUTION PLAYOFF HISTORY

vs. Team	No. of Series	Series W-L	GP	W-L-T	OT	ShO	GF	GA	Mtg.	Round	Series Result
Chicago	5	3-2	10	5-5-0	1-1-0	0-0	11	14	2006	Quarterfinals	Won Series Tie-Breaker
Columbus	2	2-0	5	2-0-3	0-0-2	0-0	5	3	2004	Quarterfinals	Won 1 games to 0
D.C. United	3	1-2	4	1-3-0	0-1-0	0-2	6	8	2006	Semifinals	Won 1 games to 0
Los Angeles	2	0-2	2	0-2-0	0-2-0	0-0	0	2	2005	MLS Cup '05	Lost MLS Cup '05
New York	2	2-0	4	2-1-1	0-0-0	0-0	6	3	2005	Quarterfinals	Won Series Tie-Breaker
Houston	1	0-1	1	0-1-0	0-1-0	0-1	1	1	2006	MLS Cup '06	Lost MLS Cup '06
<b>TOTALS</b>	<b>15</b>	<b>8-7</b>	<b>26</b>	<b>10-12-4</b>	<b>1-5-2</b>	<b>0-3</b>	<b>29</b>	<b>31</b>			

### NEW ENGLAND REVOLUTION -- ALL-TIME POSTSEASON RESULTS

DATE	OPPONENT	RESULT	ATT.	W-L-T	RD.	GOALS:
10/05/1997	at D.C. United	L 1-4	12,540	0-1-0	QTR	NE: Burns (89); DC: Wegerle (13,56) Moreno (65,76)
10/08/1997	D.C. United	L 1-2	16,233	0-2-0	QTR	NE: Moore (72); DC: Williams (53)
DATE	OPPONENT	RESULT	ATT.	W-L-T	RD.	GOALS:
09/15/2000	at Chicago	L 1-2	10,476	0-1-0	QTR	NE: Harris (50); CHI: own goal (54) Kovalenko (73)
09/19/2000	Chicago	W 2-1	10,723	1-1-0	QTR	NE: Wynalda (18) Wright (86); CHI: Kovalenko (83)
09/22/2000	at Chicago	L 0-6	5,972	1-2-0	QTR	CHI: Razov (5,65) Stoitchkov (14,17) Nowak (47) George (75)
DATE	OPPONENT	RESULT	ATT.	W-L-T	RD.	GOALS:
09/26/2002	Chicago	W 2-0	6,306	1-0-0	QTR	NE: Twellman (13); Hernandez (60)
09/29/2002	at Chicago	L 1-2	9,434	1-1-0	QTR	NE: Kamler (28); CHI: Razov (43,76)
10/02/2002	Chicago	W 2-0	6,954	2-1-0	QTR	NE: Kamler (12); Twellman (65)
10/06/2002	Columbus	T 0-0 (OT)	11,387	2-1-1	SEM	
10/09/2002	at Columbus	W 1-0	10,245	3-1-1	SEM	NE: Heaps (3)
10/12/2002	Columbus	T 2-2 (OT)	9,216	3-1-2	SEM	NE: Ralston (17); Harris (47) CLB: McBride (80) Washington (85)
10/20/2002	at Los Angeles	L 0-1 (OT)	61,316	3-2-2	FIN	LA: Ruiz (113)
DATE	OPPONENT	RESULT	ATT.	W-L-T	RD.	GOALS:
11/01/2003	at MetroStars	W 2-0	10,211	1-0-0	QTR	NE: Fabbro (17) Noonan (65)
11/09/2003	MetroStars	T 1-1	14,823	1-0-1	QTR	NE: Noonan (21); MET: Guevara (45)
11/14/2003	at Chicago	L 0-1 (OT)	14,610	1-1-1	SEM	CHI: Armas (101)
DATE	OPPONENT	RESULT	ATT.	W-L-T	RD.	GOALS:
10/23/2004	Columbus	W 1-0	5,679	1-0-0	QTR	NE: John (25)
10/31/2004	at Columbus	T 1-1	15,224	1-0-1	QTR	NE: Twellman (81); CLB: Buddle (90)
11/06/2004	at D.C. United	L 3-3 (OT)	21,201	1-1-1	SEM	NE: Twellman (17) Ralston (44) Noonan (85); DC: Eskandarian (11) Moreno (21) Gomez (67)
DATE	OPPONENT	RESULT	ATT.	W-L-T	RD.	GOALS:
10/22/2005	at MetroStars	L 0-1	10,003	0-1-0	QTR	MET: Guevara (34)
10/29/2005	MetroStars	W 3-1	9,581	1-1-0	QTR	NE: Cancela (68) Noonan (73) Smith (83); MET: Djorkaeff (59)
11/06/2005	Chicago	W 1-0	18,118	2-1-0	SEM	NE: Dempsey (4)
11/13/2005	Los Angeles	L 0-1 (OT)	21,193	2-2-0	FIN	LA: Ramirez (105)
DATE	OPPONENT	RESULT	ATT.	W-L-T	RD.	GOALS:
10/22/2006	at Chicago	L 0-1	10,217	0-1-0	QTR	CHI: Mapp (35)
10/28/2006	Chicago	W 2-1 (OT)	9,372	1-1-0	QTR	NE: Twellman (41) Noonan (58); CHI: Jaqua (18)
11/05/2006	at D.C. United	W 1-0	19,552	2-1-0	SEM	NE: Twellman (4)
11/12/2006	Houston	L 1-1 (OT)	22,427	2-2-0	FIN	NE: Twellman (113); HOU: Ching (114)



## ECSF: REVOLUTION v RED BULLS

### NEW YORK RED BULLS PLAYOFF HISTORY

vs. Team	No. of Series	W-L	GP	W-L-T	OT	ShO	GF	GA	Last Mtg.	Round	Series Result
Chicago	1	0-1	3	1-2-0	0-0-0	0-0	4	6	2000	Semifinals	Lost 6 pts. to 3
Columbus	1	0-1	2	0-2-0	0-0-0	0-1	4	6	1998	East Semifinals	Lost 2 games to 0
D.C. United	3	0-3	7	1-5-1	0-0-0	1-0	4	11	2006	Quarterfinals	Lost 1 games to 0
FC Dallas	1	1-0	2	2-0-0	1-0-0	0-0	4	2	2000	Quarterfinals	Won 6 pts. to 0
Los Angeles	1	0-1	3	1-1-1	0-0-1	0-0	7	6	2001	Quarterfinals	Lost Series Tie-Breaker
New England	2	0-2	4	1-2-1	0-0-0	0-0	3	6	2005	Quarterfinals	Lost Series Tie-Breaker
<b>TOTALS</b>	<b>9</b>	<b>1-8</b>	<b>21</b>	<b>6-12-3</b>	<b>1-0-1</b>	<b>1-1</b>	<b>26</b>	<b>37</b>			

### NEW YORK RED BULLS - ALL-TIME POSTSEASON RESULTS

DATE	OPPONENT	RESULT	ATT.	W-L-T	RD.	GOALS:
09/24/1996	D.C. United	W 3-2	14,416	1-0-0	QTR	MET: De Avila (38) Savarese (75); DC: Diaz Arce (24) Moreno (56)
09/27/1996	at D.C. United	L 0-1	21,442	1-1-0	QTR	DC: Etcheverry (72)
10/02/1996	at D.C. United	L 1-2	20,423	1-2-0	QTR	MET: De Avila (86); DC: Rammel (67) Diaz Arce (89)
09/30/1998	at Columbus	L 3-5	10,996	0-1-0	QTR	MET: Hurtado (53) Sorber (60) Joseph (80); CLB: McBride (9,12) Smith (33) Farrell (38) John (58)
10/03/1998	Columbus	L 1-2	11,686	0-2-0	QTR	MET: Ramos (13); CLB: John (22)
09/15/2000	Dallas	W 2-1 (OT)	14,868	1-0-0	QTR	MET: Mathis (34) Valencia (100); DAL: Rhine (67)
09/20/2000	at Dallas	W 2-1	7,555	2-0-0	QTR	MET: Mathis (53,81); DAL: J. Rodriguez (82)
09/26/2000	at Chicago	L 0-3	7,141	2-1-0	SEM	CHI: Stoitchkov (21) Kovalenko (35) Razov (84)
09/30/2000	Chicago	W 2-0	15,476	3-1-0	SEM	MET: Chung (40) Valencia (84)
10/06/2000	at Chicago	L 2-3	10,133	3-2-0	SEM	MET: Valencia (32,36); CHI: Brown (3) Stoitchkov (31) Razov (88)
09/23/2001	at Los Angeles	T 1-1 (OT)	11,580	0-0-1	QTR	MET: Faria (29); LA: Caligiuri (63)
09/26/2001	Los Angeles	W 4-1	12,817	1-0-1	QTR	MET: Faria (72,80) Chung (75) Valencia (83); LA: Victorine (4)
09/29/2001	at Los Angeles	L 2-4 (ST)	6,154	1-1-1	QTR	MET: Villegas (49,61); LA: Victorine (21,33) Frye (56) Cienfuegos (98)
11/01/2003	New England	L 0-2	10,211	0-1-0	QTR	NE: Fabbro (17) Noonan (65)
11/09/2003	at New England	T 1-1	14,823	0-1-1	QTR	MET: Guevara (45); NE: Noonan (21)
10/23/2004	D.C. United	L 0-2	11,161	0-1-0	QTR	DC: Stewart (67) Eskandarian (88)
10/30/2004	at D.C. United	L 0-2	15,763	0-2-0	QTR	DC: Moreno (85) Namoff (89)
10/22/2005	New England	W 1-0	10,003	1-0-0	QTR	MET: Guevara (34)
10/29/2005	at New England	L 1-3	9,581	1-1-0	QTR	MET: Djorkaeff (59); NE: Cancela (68) Noonan (73) Smith (83)
10/21/2006	D.C. United	L 0-1	8,630	0-1-0	QTR	DC: Gomez (77)
10/29/2006	at D.C. United	T 1-1	21,455	0-1-1	QTR	NY: Altidore (70); DC: Gomez (86)



# ECSF: REVOLUTION v RED BULLS

## NEW ENGLAND REVOLUTION v NEW YORK RED BULLS PLAYOFF HISTORY

### 2003 EASTERN CONFERENCE SEMIFINALS

DATE: November 1, 2003 -- Giants Stadium

Goals by Period	1	2	Tot
New England	1	1	2
MetroStars	0	0	0

#### Scoring Summary:

NE--Fabbro 1 (Heaps 1, Cancela 1) 17  
NE--Noonan 1 (Fabbro 1, Cancela 2) 65

NEW ENGLAND REVOLUTION--Adin Brown, Jay Heaps, Marshall Leonard, Carlos Llamosa, Rusty Pierce, Jose Cancela, Shalrie Joseph, Brian Kamler (Jason Moore 49), Steve Ralston, Dario Fabbro (Leo Cullen 76), Pat Noonan.

TOTAL SHOTS: 6 (Joseph 2, Noonan 2); SHOTS ON GOAL: 4 (4 tied with 1); FOULS: 28 (Leonard 6); OFFSIDE: 4; CORNER KICKS: 1; SAVES: A. Brown 8; CAUTIONS: Leonard 4, Heaps 38, Joseph 75; EJECTIONS: None.

METROSTARS--Jonny Walker, Steve Jolley, Eddie Pope, Craig Ziadie (Eddie Gaven 48+), Ricardo Clark, Joey DiGiamarino (Edgar Bartolomeu 71), Amado Guevara, Chris Leitch, Mark Lisi, Andrzej Juskowiak (Mike Magee 60), Clint Mathis.

TOTAL SHOTS: 20 (Magee 3, Mathis 3); SHOTS ON GOAL: 9 (3 tied with 2); FOULS: 11 (Guevara 4); OFFSIDE: 2; CORNER KICKS: 9; SAVES: Walker 2; CAUTIONS: Mathis 7, Guevara 41, DiGiamarino 69, Lisi 94+; EJECTIONS: None.

Referee: Terry Vaughn

Referee's Assistants: Nate Clement, Greg Barkey  
4th Official: Abiodun Okulaja.

Attendance: 10,211.  
Temperature: 71 and Partly Cloudy.

DATE: November 9, 2003 -- Gillette Stadium

Goals by Period	1	2	Tot
MetroStars	1	0	1
New England	1	0	1

#### Scoring Summary:

NE--Noonan 2 (Cancela 3) 21  
MET--Guevara 1 (penalty kick) 46+

METROSTARS--Jonny Walker, Steve Jolley, Chris Leitch (Jacob LeBlanc 77), Eddie Pope, Ricardo Clark, Eddie Gaven, Amado Guevara, Clint Mathis, Richie Williams (Mark Lisi 47+), Mike Magee (Mike Nugent 56), John Wolyniec.

TOTAL SHOTS: 11 (3 tied with 2); SHOTS ON GOAL: 3 (3 tied with 1); FOULS: 25 (Guevara 5); OFFSIDE: 3; CORNER KICKS: 5; SAVES: Walker 4; CAUTIONS: Guevara 53, Clark 78; EJECTIONS: None.

NEW ENGLAND REVOLUTION--Adin Brown, Jay Heaps, Marshall Leonard, Carlos Llamosa, Rusty Pierce, Jose Cancela, Shalrie Joseph, Jason Moore (Chris Bagley 87), Steve Ralston, Dario Fabbro (Leo Cullen 65), Pat Noonan.

TOTAL SHOTS: 11 (Noonan 5); SHOTS ON GOAL: 5 (Noonan 3); FOULS: 15 (6 tied with 2); OFFSIDE: 4; CORNER KICKS: 4; SAVES: A. Brown 2; CAUTIONS: Llamosa 46+, Pierce 82; EJECTIONS: None.

Referee: Ali Saheli  
Referee's Assistants: George Vergara, Rob Fereday

4th Official: Noel Kenny.  
Attendance: 14,823.  
Temperature: 39 and Clear.

### 2005 EASTERN CONFERENCE SEMIFINALS

DATE: October 22, 2005 -- Giants Stadium

Goals by Period	1	2	Tot
New England	0	0	0
MetroStars	1	0	1

#### Scoring Summary:

MET--Guevara 1 (Djorkaeff 1) 34

NEW ENGLAND REVOLUTION--Matt Reis, Joe Franchino, Jay Heaps, Michael Parkhurst, Steve Ralston, Clint Dempsey, Daniel Hernandez, Shalrie Joseph, Marshall Leonard (Khano Smith 78), Pat Noonan, Taylor Twellman.

TOTAL SHOTS: 11 (Noonan 3, Ralston 3); SHOTS ON GOAL: 4 (Ralston 2); FOULS: 19 (Joseph 6, Leonard 6); OFFSIDE: 5; CORNER KICKS: 4; SAVES: Reis 6; CAUTIONS: Joseph 43; EJECTIONS: None.

METROSTARS--Tony Meola, Jeff Agoos, Jason Hernandez, Carlos Mendes, Michael Bradley, Eddie Gaven, Amado Guevara, Mark Lisi, Seth Stammer, Youri Djorkaeff, Sergio Galvan Rey.

TOTAL SHOTS: 14 (Djorkaeff 4, Guevara 4); SHOTS ON GOAL: 7 (Galvan Rey 2, Guevara 2); FOULS: 24 (Stammer 5); OFFSIDE: 5; CORNER KICKS: 3; SAVES: Meola 3; CAUTIONS: Stammer 41, Djorkaeff 74; EJECTIONS: None.

Referee: Ricardo Valenzuela

Referee's Assistants: Craig Lowry, George Vergara  
4th Official: Mark Geiger.

Attendance: 10,003.  
Temperature: 48 and Raining.

DATE: October 29, 2005 -- Gillette Stadium

Goals by Period	1	2	Tot
MetroStars	0	1	1
New England	0	3	3

#### Scoring Summary:

MET--Djorkaeff 1 (Galvan Rey 1) 59  
NE--Cancela 1 (Twellman 1) 68  
NE--Noonan 1 (Cancela 1) 73  
NE--Smith 1 (Dempsey 1) 83

METROSTARS--Tony Meola, Jeff Agoos, Jason Hernandez, Carlos Mendes, Michael Bradley, Eddie Gaven, Amado Guevara, Mark Lisi (Ante Razov 85), Seth Stammer, Youri Djorkaeff, Sergio Galvan Rey.

TOTAL SHOTS: 8 (Galvan Rey 3); SHOTS ON GOAL: 4 (Galvan Rey 2); FOULS: 17 (Djorkaeff 4); OFFSIDE: 4; CORNER KICKS: 4; SAVES: Meola 8; CAUTIONS: None; EJECTIONS: None.

NEW ENGLAND REVOLUTION--Matt Reis, Joe Franchino (James Riley 65), Jay Heaps, Michael Parkhurst, Clint Dempsey, Daniel Hernandez (Jose Cancela 62), Shalrie Joseph, Marshall Leonard (Khano Smith 23), Steve Ralston, Pat Noonan, Taylor Twellman.

TOTAL SHOTS: 19 (Noonan 5); SHOTS ON GOAL: 11 (Noonan 3); FOULS: 9 (Hernandez 2, Joseph 2); OFFSIDE: 4; CORNER KICKS: 5; SAVES: Reis 2; CAUTIONS: Hernandez 31; EJECTIONS: None.

Referee: Brian Hall

Referee's Assistants: Chris Strickland, Kermit Quisenberry  
4th Official: Michael Kennedy.

Attendance: 9,581.  
Temperature: 34 and Snowing.



## ECSF: REVOLUTION v RED BULLS

### REVOLUTION v RED BULLS – 2007 LEAGUE BOXSCORES

#### NEW YORK RED BULLS 0, NEW ENGLAND REVOLUTION 1

July 14, 2007 -- Giants Stadium

##### Scoring Summary:

NE -- Dorman 7 (Joseph 2, Ralston 8) 38

The Revolution got a first-half goal from Andy Dorman and a history-making assist from Steve Ralston and made it stand up for a 1-0 victory at Giants Stadium on July 14. The Red Bulls found the woodwork twice in the early going through Clint Mathis and Juan Pablo Angel, but it was the Revolution who scored the game's only goal in the 38th minute. Ralston started the play with a backheel in the center circle to Shalrie Joseph, and he hit a brilliant first-time ball over the left side of the New York defense for Andy Dorman to run onto. After a touch, Dorman lashed a low drive inside the far post from just outside the area for his seventh goal on the season. Angel's game ended in frustration when he was sent off at the 90-minute mark by referee Ramon Hernandez after delivering an elbow to Joseph's face. It was the fourth consecutive game he'd gone without scoring after hitting for goals in six games in a row.

REVOLUTION (3-4-1-2): Matt Reis – Jay Heaps, Michael Parkhurst, James Riley – Steve Ralston, Shalrie Joseph, Jeff Larentowicz, Khano Smith (Wells Thompson 67) – Andy Dorman – Taylor Twellman, Pat Noonan (Adam Cristman 78). Substitutes Not Used: Gary Flood, Kyle Helton, Avery John, Brad Knighton, Marshall Leonard  
TOTAL SHOTS: 14 (Twellman 4); SHOTS ON GOAL: 10 (Dorman 3); FOULS: 13 (Smith 3); OFFSIDE: 4; CORNER KICKS: 9; SAVES: Reis 5; CAUTIONS: Thompson 76; EJECTIONS: None.

RED BULLS (4-4-2): Jon Conway – Hunter Freeman, Jeff Parke, Seth Stammer, Kevin Goldthwaite – Dane Richards, Claudio Reyna, Joe Vide, Clint Mathis (Dave van den Bergh 62) – Juan Pablo Angel, John Wolyniec (Santino Quaranta 76). Substitutes Not Used: Danny Cepero, Elie Ikangu, Chris Leitch, Markus Schopp, Sinisa Ubiparipovic  
TOTAL SHOTS: 12 (Angel 3, Wolyniec 3); SHOTS ON GOAL: 5 (Wolyniec 2); FOULS: 20 (Angel 5); OFFSIDE: 3; CORNER KICKS: 3; SAVES: Conway 7; CAUTIONS: Goldthwaite 72, Freeman 75, Richards 81; EJECTIONS: Angel 91+.

Referee: Ramon Hernandez

Referee's Assistants: Greg Barkey, Sean Hurd

4th Official: Lee Suckle.

Attendance: 13,819.

Temperature: 80 and Clear.

#### NEW ENGLAND REVOLUTION 2, NEW YORK RED BULLS 1

August 25, 2007 -- Gillette Stadium

##### Scoring Summary:

NY – Altidore 8 (Angel 4) 30

NE -- Twellman 11 (Reis 1) 46

NE -- own goal (Mendes) 80

The Revolution scored two second-half goals at home to come from behind for a 2-1 win against the Red Bulls on Aug. 25. Shalrie Joseph was given a glorious opportunity to put the Revolution ahead in the 19th minute when Adam Cristman was pulled back in the box and referee Baldomero Toledo awarded a penalty kick. But Joseph flashed his effort outside of the left-hand post. The Red Bulls took advantage of the opening to score the first goal on the half-hour mark. Jozy Altidore took the ball in midfield and played it forward to Juan Pablo Angel, who laid a sublime pass back into Altidore's path as he raced in free behind the New England defense. From the top of the area, Altidore flicked a low shot with the outside of his foot past Matt Reis. Yet just seconds after the second-half restart, the Revs pulled level. A long punt from Matt Reis sailed over the Red Bulls back four and Taylor Twellman controlled it with yards of space around him, strolling into the box before slotting home for his 11th goal, third in four games. Then a grievous error 10 minutes from the end gave the Revolution the win. Carlos Mendes slid over to claim the ball on the left touchline, some 40 yards from goal, and turned and knocked a long back pass toward his own goal. But goalkeeper Jon Conway misjudged the ball and saw it skip past him inside the far corner.

REVOLUTION (3-4-1-2): Matt Reis – Avery John, Michael Parkhurst, James Riley – Steve Ralston, Jeff Larentowicz, Shalrie Joseph, Khano Smith (Wells Thompson 60) – Andy Dorman – Taylor Twellman, Adam Cristman. Substitutes Not Used: Gary Flood, Kyle Helton, Amaechi Igwe, Marshall Leonard, Chris Loftus, Doug Warren  
TOTAL SHOTS: 12 (Joseph 4); SHOTS ON GOAL: 6 (Cristman 2, Twellman 2); FOULS: 17 (Cristman 5); OFFSIDE: 5; CORNER KICKS: 7; SAVES: Reis 4; CAUTIONS: Thompson 66, Twellman 87; EJECTIONS: None.

RED BULLS (4-4-2): Jon Conway – Chris Leitch, Jeff Parke, Seth Stammer, Kevin Goldthwaite – Dane Richards, Joe Vide (Mike Magee 85), Clint Mathis, Claudio Reyna (Carlos Mendes 76) – Jozy Altidore (Francis Doe 71), Juan Pablo Angel. Substitutes Not Used: Danny Cepero, Hunter Freeman, Dave van den Bergh, John Wolyniec  
TOTAL SHOTS: 8 (Mathis 2, Stammer 2); SHOTS ON GOAL: 5 (5 tied with 1); FOULS: 12 (Richards 4); OFFSIDE: 4; CORNER KICKS: 0; SAVES: Conway 4; CAUTIONS: Reyna 59; EJECTIONS: None.

Referee: Baldomero Toledo

Referee's Assistants: Rob Fereday, Peter Manikowski

4th Official: Niko Bratsis.

Attendance: 16,017.

Temperature: 86 and Partly Cloudy.

#### NEW YORK RED BULLS 2, NEW ENGLAND REVOLUTION 2

September 22, 2007 -- Giants Stadium

##### Scoring Summary:

NE--Twellman 13 (Ralston 12) 22

NY--Doe 1 (Richards 5) 37

NE--Twellman 14 (unassisted) 70

NY--Angel 16 (Doe 1, van den Bergh 6) 84

The New York Red Bulls twice came back from a goal before the teams settled for a 2-2 draw on Sept. 22 at Giants Stadium. The Revolution took the lead in the 22nd minute. Steve Ralston bent in a free kick from well out on the right and Taylor Twellman rose up completely unmarked to head home from the top of the six. But the Red Bulls pulled level before halftime. Dane Richards worked himself free in the right corner and hooked in a low cross toward the near post where Francis Doe snuck a leg in front of his marker and turned the ball home, the first MLS goal for the Liberian (37). Twellman struck once again 20 minutes from the end. Latching onto a deflection off Red Bulls defender Chris Leitch, he brought the ball down before lashing a low shot inside the right-hand post of New York goalkeeper Ronald Waterreus. Yet New York fought back once again, through a familiar hero, in the 84th minute. A long ball out of the back was flicked on by Doe, and Juan Pablo Angel strolled in alone behind the Revolution back line before neatly side-footing home inside the right post for his 16th goal on the campaign, tying the club's single-season record.

RED BULLS (4-4-2): Ronald Waterreus – Chris Leitch (Jozy Altidore 73), Jeff Parke, Seth Stammer, Dave van den Bergh – Dane Richards, Claudio Reyna, Joe Vide (Clint Mathis 72), Dema Kovalenko – Francis Doe, Juan Pablo Angel. Substitutes Not Used: Jon Conway, Hunter Freeman, Markus Schopp, Sinisa Ubiparipovic, John Wolyniec  
TOTAL SHOTS: 21 (Doe 4); SHOTS ON GOAL: 9 (Doe 2, Richards 2); FOULS: 13 (Angel 3); OFFSIDE: 6; CORNER KICKS: 6; SAVES: Waterreus 2; CAUTIONS: Angel 18; EJECTIONS: None.

REVOLUTION (3-4-1-2): Matt Reis – Jay Heaps, Michael Parkhurst, Avery John – Steve Ralston, Jeff Larentowicz, Shalrie Joseph, Khano Smith – Andy Dorman (James Riley 73) – Taylor Twellman (Wells Thompson 92+), Pat Noonan (Adam Cristman 60). Substitutes Not Used: Gary Flood, Marshall Leonard, Sainey Nyassi, Doug Warren  
TOTAL SHOTS: 12 (Twellman 5); SHOTS ON GOAL: 4 (Twellman 3); FOULS: 15 (Cristman 3, Dorman 3); OFFSIDE: 2; CORNER KICKS: 3; SAVES: Reis 6; CAUTIONS: None; EJECTIONS: None.

Referee: Richard Heron

Referee's Assistants: Kermit Quisenberry, Sean Hurd

4th Official: Lee Suckle.

Attendance: 16,823.

Temperature: 73 and Partly Cloudy.



## ECSF: REVOLUTION v RED BULLS

### 2007 NEW ENGLAND REVOLUTION VS. NEW YORK RED BULLS (2-0-1)

UNF	POS	PLAYER	GP	GS	MIN	G	A	SHT	SOG	FC	FS	OFF	CK	C	E	CP
20	FWD	Taylor Twellman	3	3	269	3	0	12	7	5	11	4	0	1	0	0
25	MID	Andy Dorman	3	3	253	1	0	3	3	6	1	1	0	0	0	0
14	MID	Steve Ralston	3	3	270	0	2	4	2	2	4	0	19	0	0	0
21	MID	Shalrie Joseph	3	3	270	0	1	5	1	4	6	0	0	0	0	0
1	GK	Matt Reis	3	3	270	0	1	0	0	0	0	0	0	0	0	0
7	FWD	Adam Cristman	3	1	132	0	0	4	4	8	2	2	0	0	0	0
6	DEF	Jay Heaps	2	2	180	0	0	0	0	2	1	0	0	0	0	0
4	DEF	Avery John	2	2	180	0	0	0	0	2	2	0	0	0	0	0
13	MID	Jeff Larentowicz	3	3	270	0	0	5	2	5	7	0	0	0	0	0
11	FWD	Pat Noonan	2	2	138	0	0	1	0	0	4	3	0	0	0	0
15	DEF	Michael Parkhurst	3	3	270	0	0	0	0	0	3	0	0	0	0	0
16	D/F	James Riley	3	2	197	0	0	1	1	3	0	0	0	0	0	0
18	MID	Khano Smith	3	3	217	0	0	1	0	5	3	1	0	0	0	0
27	MID	Wells Thompson	3	0	54	0	0	2	0	3	1	0	0	2	0	0
-----																
Team totals			3	3	270	5	4	38	20	45	45	11	19	3	0	0
Opponent totals			3	3	270	3	4	41	19	45	45	13	9	5	1	0

GAME-WINNING GOALS: Andy Dorman 1

GAME-WINNING ASSISTS: Steve Ralston 1, Shalrie Joseph 1

PENALTY KICK GOALS/ATTEMPTS: Shalrie Joseph 0-1

UNF	POS	GOALKEEPER	GP	GS	MIN	SHTS	SV	GA	GAA	PG	PA	W	L	T	SO	O'TIME
1	GK	Matt Reis	3	3	270	19	15	3	1.00	0	0	2	0	1	1	0-0-0
-----																
Team totals			3	3	270	19	15	3	1.00	0	0	2	0	1	1	0-0-0
Opponent totals			3	3	270	20	13	5	1.67	0	1	0	2	1	0	0-0-0

### 2007 NEW YORK RED BULLS VS. NEW ENGLAND REVOLUTION (0-2-1)

UNF	POS	PLAYER	GP	GS	MIN	G	A	SHT	SOG	FC	FS	OFF	CK	C	E	CP
9	FWD	Juan Pablo Angel	3	3	270	1	1	7	2	9	4	4	0	1	1	0
30	FWD	Francis Doe	2	1	109	1	1	4	2	2	0	4	0	0	0	0
17	FWD	Jozy Altidore	2	1	88	1	0	3	2	1	2	1	0	0	0	0
19	MID	Dane Richards	3	3	270	0	1	3	2	7	4	2	0	1	0	0
11	MID	Dave van den Bergh	2	1	118	0	1	2	2	1	0	1	1	0	0	0
18	GK	Jon Conway	2	2	180	0	0	0	0	0	0	0	0	0	0	0
3	D/M	Hunter Freeman	1	1	90	0	0	1	1	1	2	0	0	1	0	0
2	DEF*	Kevin Goldthwaite	2	2	180	0	0	0	0	3	4	0	0	1	0	0
21	MID	Dema Kovalenko	1	1	90	0	0	3	1	0	4	1	0	0	0	0
33	DEF	Chris Leitch	2	2	163	0	0	1	0	1	3	0	0	0	0	0
7	FWD	Mike Magee	1	0	5	0	0	0	0	0	2	0	0	0	0	0
13	M/F	Clint Mathis	3	2	170	0	0	2	1	0	0	0	0	0	0	0
4	DEF	Carlos Mendes	1	0	14	0	0	0	0	1	0	0	0	0	0	0
60	DEF	Jeff Parke	3	3	270	0	0	4	1	4	7	0	0	0	0	0
5	MID*	Santino Quaranta	1	0	14	0	0	0	0	1	0	0	0	0	0	0
10	MID	Claudio Reyna	3	3	256	0	0	3	1	4	4	0	8	1	0	0
6	M/D	Seth Stammer	3	3	270	0	0	4	2	5	3	0	0	0	0	0
14	MID	Joe Vide	3	3	247	0	0	1	0	4	1	0	0	0	0	0
23	GK	Ronald Waterreus	1	1	90	0	0	0	0	0	0	0	0	0	0	0
15	FWD	John Wolyniec	1	1	76	0	0	3	2	1	2	0	0	0	0	0
-----																
Team totals			3	3	270	3	4	41	19	45	45	13	9	5	1	0
Opponent totals			3	3	270	5	4	38	20	45	45	11	19	3	0	0

GAME-WINNING GOALS: None

GAME-WINNING ASSISTS: None

PENALTY KICK GOALS/ATTEMPTS: None

UNF	POS	GOALKEEPER	GP	GS	MIN	SHTS	SV	GA	GAA	PG	PA	W	L	T	SO	O'TIME
18	GK	Jon Conway	2	2	180	16	11	3	1.50	0	1	0	2	0	0	0-0-0
23	GK	Ronald Waterreus	1	1	90	4	2	2	2.00	0	0	0	0	1	0	0-0-0
-----																
Team totals			3	3	270	20	13	5	1.67	0	1	0	2	1	0	0-0-0
Opponent totals			3	3	270	19	15	3	1.00	0	0	2	0	1	1	0-0-0



## ECSF: REVOLUTION v RED BULLS

### NEW ENGLAND REVOLUTION 2007 SCHEDULE - REGULAR SEASON TOTALS

DAY	DATE	OPPONENT	RESULT	ATT.	W-L-T	POS.	PTS	NOTES:
Sat.	Apr. 7	at Chicago	L 0-1	15,353	0-1-0	T4	0	CHI: Pause (4)
Sat.	Apr. 14	Toronto FC	W 4-0	18,184	1-1-0	T1	3	NE: Twellman (12,18) Joseph (60) Dorman (72)
Thu.	Apr. 19	at Columbus	T 2-2	13,290	1-1-1	T1	4	NE: Dorman (10) Twellman (38); CLB: Grabavoy (8) Kamara (86)
Sun.	Apr. 29	at FC Dallas	W 1-0	9,165	2-1-1	4	7	NE: Twellman (13)
Thu.	May 3	at D.C. United	T 1-1	12,908	2-1-2	4	8	NE: Dorman (46); DC: Moreno (50)
Sun.	May 6	Chicago	W 3-1	9,508	3-1-2	T2	11	NE: Larentowicz (16) Ralston (68) Thompson (81); CHI: Rolfe (45)
Sat.	May 12	at Los Angeles	W 3-2	22,715	4-1-2	1	14	NE: Cristman (47) Twellman (52,85); LA: Martino (14) Marshall (84)
Sat.	May 19	at Houston	W 1-0	18,232	5-1-2	1	17	NE: Joseph (9)
Sat.	May 26	Kansas City	L 3-4	13,156	5-2-2	T1	17	NE: Ralston (11) Twellman (23) Joseph (69); KC: Arnaud (25) Johnson (26,38,82)
Sat.	June 2	Real Salt Lake	T 0-0	16,864	5-2-3	2	18	
Sat.	June 16	Columbus	T 3-3	22,412	5-2-4	3	19	NE: Cristman (13,32) Noonan (17); CLB: Rogers (9) Barros Schelotto (45) Moreno (85)
Sat.	June 23	Toronto FC	W 3-0	10,114	6-2-4	1	22	NE: Dorman (13,81) Noonan (33)
Sat.	June 30	at Chivas USA	L 0-2	9,028	6-3-4	1	22	CHV: Marsch (60) Galindo (89)
Sat.	July 7	Chivas USA	T 1-1	13,266	6-3-5	T1	23	NE: Dorman (64); CHV: Suarez (4)
Sat.	July 14	at New York	W 1-0	13,819	7-3-5	1	26	NE: Dorman (38)
Sun.	July 22	Houston	T 3-3	14,606	7-3-6	T1	27	NE: Noonan (32) Twellman (51) Joseph (66); HOU: De Rosario (49) Ching (60,61)
Sat.	July 28	at Real Salt Lake	W 2-1	13,193	8-3-6	0	30	NE: Noonan (38) Larentowicz (82); RSL: Talley (72)
Thu.	Aug. 2	Kansas City	W 2-0	12,915	9-3-6	1	33	NE: Noonan (55) Cristman (90)
Sun.	Aug. 5	D.C. United	L 0-3	12,618	9-4-6	1	33	DC: Gros (22) Emilio (31,76)
Sun.	Aug. 12	Los Angeles	W 1-0	35,402	10-4-6	1	36	NE: Twellman (55)
Thu.	Aug. 16	at Colorado	L 0-3	10,677	10-5-6	1	36	COL: Kirovski (10,41) Cummings (76)
Sun.	Aug. 19	at Kansas City	W 1-0	9,035	11-5-6	1	39	NE: Twellman (72)
Sat.	Aug. 25	New York	W 2-1	16,017	12-5-6	1	42	NE: Twellman (46) own goal (80); NY: Altidore (30)
Sun.	Sept. 9	at D.C. United	L 2-4	18,918	12-6-6	0	42	NE: Twellman (45) Heaps (54); DC: Fred (31) Moreno (59) Emilio (67,83)
Sat.	Sept. 15	FC Dallas	W 4-2	15,289	13-6-6	2	45	NE: Noonan (29,65) Ralston (78) Smith (90); DAL: Ruiz (35,84)
Sat.	Sept. 22	at New York	T 2-2	16,823	13-6-7	2	46	NE: Twellman (22,70); NY: Doe (37) Angel (84)
Sat.	Sept. 29	Colorado	W 1-0	19,166	14-6-7	2	49	NE: Smith (88)
Sat.	Oct. 6	at Chicago	L 1-2	20,014	14-7-7	2	49	NE: Larentowicz (24); CHI: Rolfe (45) Barrett (60)
Sat.	Oct. 13	Columbus	L 2-3	22,295	14-8-7	2	49	NE: Twellman (26) Ralston (83); CLB: Gaven (61) Miglioranzi (77) Barros Schelotto (86)
Sat.	Oct. 20	at Toronto FC	T 2-2	20,374	14-8-8	2	50	NE: Parkhurst (45) Twellman (47); TOR: Samuel (59) Dichio (90)

### NEW YORK RED BULLS 2007 SCHEDULE - REGULAR SEASON TOTALS

DAY	DATE	OPPONENT	RESULT	ATT.	W-L-T	POS.	PTS	NOTES:
Sat.	Apr. 7	at Columbus	T 0-0	13,782	0-0-1	T2	1	
Sun.	Apr. 15	FC Dallas	W 3-0	8,865	1-0-1	T1	4	NY: Altidore (18) Mathis (34) van den Bergh (90)
Sat.	Apr. 21	Houston	W 1-0	12,481	2-0-1	T1	7	NY: Altidore (60)
Thu.	Apr. 26	at FC Dallas	W 1-0	14,087	3-0-1	1	10	NY: Freeman (79)
Sat.	May 5	at Real Salt Lake	T 3-3	14,789	3-0-2	2	11	NY: Richards (12) Mathis (28,83); RSL: Klein (61) Cunningham (90) C. Brown (90)
Sun.	May 13	Colorado	L 0-1	7,802	3-1-2	T2	11	COL: Hernandez (24)
Sat.	May 19	Columbus	W 4-0	10,321	4-1-2	2	14	NY: Wolyniec (17) Mathis (51) Angel (61) Caccavale (90)
Thu.	May 24	Chicago	W 3-0	9,357	5-1-2	T1	17	NY: Altidore (1) Angel (3,68)
Sat.	June 2	at Kansas City	L 2-3	13,875	5-2-2	3	17	NY: Angel (8) Kovalenko (88); KC: Johnson (46,59,85)
Wed.	June 6	at Toronto FC	W 2-1	20,113	6-2-2	1	20	NY: Angel (69,71); TOR: Cunningham (22)
Sun.	June 10	at D.C. United	L 2-4	18,066	6-3-2	3	20	NY: Kovalenko (18) Angel (85); DC: Olsen (15,72,84) Emilio (49)
Sat.	June 16	Kansas City	T 3-3	15,546	6-3-3	1	21	NY: Angel (6,90) Mathis (15); KC: Zavagnin (43) Movsisyan (70,79)
Sat.	June 30	at Columbus	L 0-1	11,435	6-4-3	2	21	CLB: Kamara (69)
Thu.	July 5	at Houston	L 0-4	14,072	6-5-3	T3	21	HOU: Ngwenya (28,49) Ching (31) Holden (80)
Sun.	July 8	at Colorado	W 1-0	12,708	7-5-3	1	24	NY: Wolyniec (19)
Sat.	July 14	New England	L 0-1	13,819	7-6-3	T3	24	NE: Dorman (38)
Sun.	July 22	D.C. United	W 1-0	14,705	8-6-3	T1	27	NY: Wolyniec (19)
Thu.	July 26	Chivas USA	L 0-2	10,732	8-7-3	T1	27	CHV: Razov (38) Kljestan (87)
Sun.	Aug. 12	Toronto FC	W 3-0	12,103	9-7-3	T2	30	NY: Angel (24) Altidore (50,63)
Sat.	Aug. 18	Los Angeles	W 5-4	66,237	10-7-3	T2	33	NY: Angel (4,88) Mathis (45) Altidore (49,70); LA: Pavon (6,8) Donovan (71) Buddle (82)
Wed.	Aug. 22	at D.C. United	L 1-3	18,748	10-8-3	0	33	NY: Angel (21); DC: Olsen (6) Gomez (8) Moreno (48)
Sat.	Aug. 25	at New England	L 1-2	16,017	10-9-3	0	33	NY: Altidore (30); NE: Twellman (46) own goal (80)
Sat.	Sept. 1	Chicago	W 1-0	13,219	11-9-3	3	36	NY: Angel (75)
Sun.	Sept. 9	at Chivas USA	L 0-3	10,292	11-10-3	3	36	CHV: Galindo (4,58) Razov (70)
Sat.	Sept. 15	at Chicago	T 2-2	20,586	11-10-4	3	37	NY: van den Bergh (10) Angel (69); CHI: Blanco (54) Segares (70)
Sat.	Sept. 22	New England	T 2-2	16,823	11-10-5	3	38	NY: Doe (37) Angel (84); NE: Twellman (22,70)
Sat.	Sept. 29	Real Salt Lake	T 2-2	15,855	11-10-6	3	39	NY: Doe (49) Angel (80); RSL: C. Brown (22) Beckerman (75)
Thu.	Oct. 4	at Toronto FC	L 1-2	20,274	11-11-6	3	39	NY: Richards (75); TOR: Edu (18) own goal (66)
Sat.	Oct. 13	Kansas City	W 2-1	20,083	12-11-6	3	42	NY: Angel (19,24); KC: Jewsbury (21)
Thu.	Oct. 18	at Los Angeles	T 1-1	27,000	12-11-7	3	43	NY: Altidore (16); LA: Roberts (15)





## ECSF: REVOLUTION v RED BULLS

### NEW ENGLAND REVOLUTION CAREER STATISTICS VS. NEW YORK RED BULLS (23-16-7)

PLAYER	GP	GS	MIN	G	A	SHT
Taylor Twellman	18	17	1561	12	5	73
Pat Noonan	16	16	1298	11	6	42
Joe-Max Moore	12	12	1086	7	6	31
Alberto Naveda	7	7	630	5	3	20
Clint Dempsey	12	12	1077	5	1	42
Wolde Harris	9	9	786	4	0	27
Steve Ralston	21	21	1890	3	12	34
Giovanni Savarese	4	4	341	3	1	12
Raul Diaz Arce	4	4	360	3	0	13
Imad Baba	12	11	919	2	5	22
Ted Chronopoulos	15	15	1229	2	3	13
Joe Franchino	24	24	2061	2	3	24
Shalrie Joseph	17	17	1523	2	3	27
Andy Dorman	11	8	783	2	2	12
Edwin Gorter	4	4	360	2	1	14
Ivan McKinley	10	9	734	2	1	14
Dario Fabbro	3	3	213	2	0	4
Jose Cancela	7	6	465	1	3	13
Jamar Beasley	7	3	346	1	1	8
Jay Heaps	22	22	1990	1	1	14
Paul Keegan	11	6	598	1	1	11
Alex Pineda Chacon	4	2	210	1	1	8
Andy Williams	4	3	246	1	1	10
Leonel Alvarez	9	9	730	1	0	4
Jeff Baicher	2	2	168	1	0	3
Felix Brilliant	3	1	129	1	0	2
Cate	2	1	131	1	0	4
Sam George	2	2	168	1	0	3
Daniel Hernandez	6	6	493	1	0	9
James Riley	7	4	450	1	0	5
John Harkes	9	9	795	0	5	7
Mike Burns	12	12	1080	0	2	8
Braeden Cloutier	3	3	257	0	2	1
Brian Kamler	9	9	713	0	2	9
Oscar Pareja	1	1	90	0	2	2
Leo Cullen	9	6	618	0	1	2
John DeBrito	3	3	270	0	1	1
Alejandro Farias	4	4	332	0	1	4
Jair	2	2	155	0	1	2
Avery John	10	8	788	0	1	1
Kris Kelderman	3	1	109	0	1	0
John Kerr	2	1	99	0	1	1
Matt Reis	15	14	1305	0	1	0
Carlos Rocha	3	2	169	0	1	5
Khano Smith	7	4	365	0	1	5
William Sunsing	6	3	373	0	1	8
Welton	3	2	195	0	1	3
Mauricio Wright	6	6	554	0	1	2
Shaker Asad	3	1	85	0	0	1
Geoff Augner	4	3	273	0	0	6
Chris Bagley	2	0	28	0	0	0
Richie Baker	2	1	94	0	0	2
Adin Brown	7	7	595	0	0	0
Kyle Brown	2	0	56	0	0	0
Dan Calichman	4	4	349	0	0	1
Cassio	1	1	45	0	0	1
Jeff Causey	8	6	543	0	0	0
Chiquinho Conde	2	2	180	0	0	2
Adam Cristman	3	1	132	0	0	4
Chaka Daley	1	0	28	0	0	0
Mamadou Diallo	1	1	90	0	0	8
Paulo Dos Santos	3	0	68	0	0	1
Nick Downing	1	1	90	0	0	0
Brian Dunseth	12	10	917	0	0	2
Adam Eyre	1	1	90	0	0	1
Jose Fernandez	1	1	90	0	0	0
Ian Feuer	4	4	358	0	0	0
Iain Fraser	2	2	180	0	0	0
Ian Fuller	3	0	80	0	0	2
Giuseppe Galderisi	2	2	102	0	0	1
Mario Gori	2	2	152	0	0	0
Richard Goulooze	5	4	385	0	0	1
Winston Griffiths	1	0	19	0	0	0
Bill Harte	1	0	20	0	0	0
Aidan Heaney	3	3	270	0	0	0
Steve Howey	1	1	76	0	0	0
Zak Ibsen	1	1	90	0	0	1
Erik Imler	1	0	7	0	0	0
Daouda Kante	5	4	360	0	0	0
Ibrahim Kante	1	0	20	0	0	1

Alexi Lalas	6	6	540	0	0	2
Jeff Larentowicz	6	5	521	0	0	8
Marshall Leonard	8	7	566	0	0	1
Tom Lips	1	1	90	0	0	2
Carlos Llamasa	7	6	564	0	0	1
Janusz Michallik	2	1	82	0	0	2
Dahir Mohammed	1	1	80	0	0	1
Jason Moore	1	0	30	0	0	1
Jose Luis Morales	2	1	98	0	0	2
Manny Motajo	2	2	180	0	0	0
David Nakhid	1	1	90	0	0	0
Francis Okaroh	5	5	437	0	0	0
Matt Okoh	1	1	60	0	0	5
Patrick Olalere	1	0	21	0	0	0
Michael Parkhurst	10	10	900	0	0	0
Carlos Parra	2	0	23	0	0	0
Ricardo Phillips	1	0	3	0	0	0
Rusty Pierce	10	10	886	0	0	3
Mauricio Ramos	2	2	110	0	0	1
Jim Rooney	3	3	270	0	0	2
Darren Sawatzky	7	2	271	0	0	2
Diego Serna	1	1	42	0	0	1
Juergen Sommer	5	5	464	0	0	0
Leonardo Squadrone	3	3	261	0	0	3
Jim St. Andre	1	1	90	0	0	0
Patrick Tardieu	1	0	15	0	0	0
Wells Thompson	3	0	54	0	0	2
Johnny Torres	6	3	347	0	0	8
Robert Ukok	2	2	180	0	0	4
Luke Vercollone	1	0	1	0	0	0
Richard Weiszmann	2	2	180	0	0	0
Evans Wise	1	0	37	0	0	0
Peter Woodring	3	3	255	0	0	3
Alan Woods	2	2	190	0	0	0
Kevin Wylie	2	2	180	0	0	0
Eric Wynalda	3	0	62	0	0	3
Walter Zenga	5	5	449	0	0	0
Team totals	46	46	4163	84	86	671
Opponent totals	46	46	4163	80	97	597

GOALKEEPER	GP	MIN	SHTS	SV	GAA	PG
Jim St. Andre	1	90	5	4	1.00	0
Aidan Heaney	3	270	21	17	1.33	0
Adin Brown	7	595	44	34	1.36	1
Matt Reis	15	1305	93	69	1.38	3
Ian Feuer	4	358	29	18	1.51	0
Walter Zenga	5	449	22	11	2.20	0
Jeff Causey	8	543	47	23	2.32	0
Juergen Sommer	5	464	37	21	2.33	1
Jose Fernandez	1	90	8	3	3.00	0
-----						
Team totals	46	4163	306	200	1.73	5
Opponent totals	46	4163	327	226	1.82	5

### CURRENT NEW ENGLAND REVOLUTION PLAYERS CAREER STATISTICS VS. NEW YORK RED BULLS (23-16-7)

PLAYER	GP	GS	MIN	G	A	SHT
Taylor Twellman	18	17	1561	12	5	73
Pat Noonan	16	16	1298	11	6	42
Steve Ralston	42	42	3769	6	20	59
Jay Heaps	30	30	2710	4	1	25
Shalrie Joseph	17	17	1523	2	3	27
Andy Dorman	11	8	783	2	2	12
James Riley	7	4	450	1	0	5
Avery John	10	8	788	0	1	1
Matt Reis	17	15	1405	0	1	0
Khano Smith	7	4	365	0	1	5
Adam Cristman	3	1	132	0	0	4
Jeff Larentowicz	6	5	521	0	0	8
Marshall Leonard	8	7	566	0	0	1
Michael Parkhurst	10	10	900	0	0	0
Wells Thompson	3	0	54	0	0	2
Doug Warren	3	2	202	0	0	0
Team totals	46	46	4163	84	86	671
Opponent totals	46	46	4163	80	97	597

GOALKEEPER	GP	MIN	SHTS	SV	GAA	PG
Matt Reis	17	1405	96	72	1.28	3
Doug Warren	3	202	22	16	1.78	0
-----						
Team totals	46	4163	306	200	1.73	5
Opponent totals	46	4163	327	226	1.82	5



## ECSF: REVOLUTION v RED BULLS

### NEW YORK RED BULLS CAREER STATISTICS VS. NEW ENGLAND REVOLUTION (16-23-7)

PLAYER	GP	GS	MIN	G	A	SHT
Giovanni Savarese	12	10	802	5	2	19
Adolfo Valencia	6	5	460	5	2	15
Mike Magee	12	7	676	4	2	12
Brian Kelly	11	8	716	4	1	18
Alex Comas	6	5	338	4	0	11
Rodrigo Faria	6	4	476	4	0	19
Clint Mathis	12	10	935	3	6	28
Amado Guevara	14	14	1248	3	3	31
Youri Djorkaeff	6	6	528	3	1	22
Mamadou Diallo	3	3	203	3	0	9
Mark Lisi	12	7	716	2	6	5
Petter Villegas	11	8	809	2	4	15
Antony De Avila	4	3	298	2	3	10
Eddie Gaven	11	10	874	2	1	15
John Wolynec	13	8	707	2	1	14
Cornell Glen	3	1	122	2	0	6
Rob Johnson	2	2	173	2	0	3
Mark Semioli	9	7	673	2	0	4
A.J. Wood	4	1	129	2	0	4
Mark Chung	11	9	925	1	4	20
Steve Jolley	14	14	1274	1	4	3
Roberto Donadoni	6	6	523	1	3	8
Eduardo Hurtado	7	7	612	1	3	14
Paul Dougherty	2	2	180	1	2	5
Mike Petke	18	18	1572	1	2	12
Juan Pablo Angel	3	3	270	1	1	7
Edson Buddle	4	4	329	1	1	13
Ricardo Clark	7	6	514	1	1	13
Francis Doe	2	1	109	1	1	4
Andy Williams	3	3	253	1	1	5
Jozy Altidore	4	1	128	1	0	4
Shaun Bartlett	2	2	180	1	0	7
Brad Davis	3	2	140	1	0	1
Mike Duhaney	5	4	275	1	0	1
Sergio Galvan Rey	5	2	213	1	0	7
Andrzej Juskowiak	1	0	18	1	0	1
Jacob LeBlanc	2	1	103	1	0	1
Lawrence Lozzano	2	2	180	1	0	3
Arley Palacios	4	4	360	1	0	2
Steve Shak	5	3	274	1	0	1
Billy Walsh	9	7	574	1	0	7
Daniel Hernandez	5	5	441	0	4	5
Miles Joseph	10	5	538	0	3	9
Tab Ramos	13	13	1077	0	3	15
Michael Bradley	4	4	360	0	2	1
Ted Chronopoulos	3	3	247	0	2	3
Nansha Kalonji	3	2	198	0	2	4
Chris Leitch	13	11	1005	0	2	6
Ante Razov	2	2	172	0	2	3
Jim Rooney	4	3	266	0	2	7
Diego Serna	1	1	90	0	2	3
Diego Sonora	3	3	270	0	2	6
Tim Ward	3	3	270	0	2	0
Branco	1	1	90	0	1	0
Sasa Curcic	1	1	90	0	1	2
Thomas Dooley	2	1	106	0	1	1
Guido	2	2	180	0	1	1
Manny Lagos	1	1	90	0	1	1
Lothar Matthaus	2	2	115	0	1	0
Jeff Moore	2	1	118	0	1	1
Ross Paule	5	4	365	0	1	3
Eddie Pope	5	5	450	0	1	5
Dane Richards	3	3	270	0	1	3
Seth Stammer	8	7	621	0	1	8
Fabian Taylor	4	3	231	0	1	6
Dave van den Bergh	2	1	118	0	1	2
Henry Zambrano	2	2	180	0	1	5
Joseph Addo	4	2	229	0	0	1
Jeff Agoos	4	4	346	0	0	1
Nelson Akwari	1	0	8	0	0	0
Barry Alvarez	1	0	9	0	0	1
Pedro Alvarez	3	2	249	0	0	2
Mike Ammann	5	5	432	0	0	0
Kenny Arena	1	0	5	0	0	0
Marcelo Balboa	1	0	5	0	0	0
Edgar Bartolomeu	2	2	145	0	0	0
Brian Bliss	2	2	163	0	0	0
Tenywa Bonseu	1	1	90	0	0	1
Pablo Brenes	2	1	156	0	0	5
Blake Camp	1	0	13	0	0	1
Peter Canero	1	0	11	0	0	0
Nicola Caricola	4	4	289	0	0	3
Jordan Cila	1	0	13	0	0	2
Braeden Cloutier	1	1	58	0	0	1
Jon Conway	4	4	360	0	0	0
Ramiro Corrales	7	6	527	0	0	3
Cristian da Silva	3	1	104	0	0	1
John DeBrito	1	1	61	0	0	0
Joey DiGiamarino	3	2	225	0	0	0
Gilberto Flores	1	1	24	0	0	0
Juan Forchetti	3	3	273	0	0	1
Sam Forko	1	1	90	0	0	0
Hunter Freeman	1	1	90	0	0	1
Jose Galvan	1	0	10	0	0	0
Gilmar	1	1	90	0	0	1
Kevin Goldthwaite	2	2	180	0	0	0
Paul Grafer	3	3	270	0	0	0
Taylor Graham	3	2	181	0	0	2
Winston Griffiths	1	0	1	0	0	0
Rhett Hartly	6	6	540	0	0	1
Chris Henderson	4	3	240	0	0	5
Ezra Hendrickson	1	1	90	0	0	0

Ruben Hernandez	1	1	90	0	0	3
Tim Howard	10	9	852	0	0	0
Abbe Ibrahim	1	1	66	0	0	4
Brian Kamler	1	1	90	0	0	0
Mohammad Khakpour	1	1	90	0	0	0
Kevin Knight	2	1	95	0	0	0
Matt Knowles	5	4	427	0	0	0
Dema Kovalenko	3	3	270	0	0	5
Mickey Kydes	2	0	57	0	0	0
Alexi Lalas	3	3	270	0	0	2
Andrew Lewis	4	4	360	0	0	0
Brent Longenecker	1	0	10	0	0	0
Carlos Mendes	6	5	463	0	0	0
Tony Meola	16	16	1440	0	0	0
Dahir Mohammed	1	0	69	0	0	0
Jaime Moreno	1	1	63	0	0	1
Roy Myers	1	1	83	0	0	0
Mike Nugent	1	1	90	0	0	4
Danny O'Rourke	3	3	261	0	0	1
Jeff Parke	13	12	1094	0	0	9
Orlando Perez	4	2	214	0	0	0
Santino Quaranta	1	0	14	0	0	0
Tim Regan	6	5	388	0	0	1
Andrew Restrepo	1	1	90	0	0	0
Claudio Reyna	3	3	256	0	0	3
Travis Rinker	1	0	4	0	0	0
Edmundo Rodriguez	2	2	116	0	0	5
Markus Schopp	1	0	45	0	0	3
Damian Silvera	3	2	197	0	0	0
Mike Sorber	9	9	700	0	0	4
Ryan Suarez	1	0	3	0	0	0
Barry Swift	1	0	24	0	0	0
Chris Unger	2	2	180	0	0	1
Joselito Vaca	2	2	180	0	0	2
Marcelo Vega	1	1	60	0	0	1
Peter Vermes	4	4	360	0	0	3
Joe Vide	4	4	309	0	0	2
Jonny Walker	6	6	540	0	0	0
Ronald Waterreus	1	1	90	0	0	0
Zach Wells	2	2	180	0	0	0
Richie Williams	4	4	380	0	0	2
Marvell Wynne	4	4	360	0	0	1
Jeff Zaun	5	4	346	0	0	0
Kerry Zavagnin	4	2	253	0	0	5
Craig Ziadie	8	8	710	0	0	3
Team totals	46	46	4163	80	97	597
Opponent totals	46	46	4163	84	86	671

GOALKEEPER	GP	MIN	SHTS	SV	GAA	PG
Tim Howard	10	852	77	58	1.48	1
Jon Conway	4	360	33	25	1.50	0
Tony Meola	16	1440	107	80	1.63	1
Mike Ammann	5	432	31	18	1.67	1
Jonny Walker	6	540	27	17	1.67	0
Ronald Waterreus	1	90	4	2	2.00	0
Zach Wells	2	180	22	15	3.00	0
Paul Grafer	3	270	26	11	4.00	2
-----						
Team totals	46	4163	327	226	1.82	5
Opponent totals	46	4163	306	200	1.73	5

### CURRENT NEW YORK RED BULLS PLAYERS CAREER STATISTICS VS. N.E. REVOLUTION (16-23-7)

PLAYER	GP	GS	MIN	G	A	SHT
Clint Mathis	20	16	1439	4	8	42
Dema Kovalenko	22	20	1759	4	3	28
Mike Magee	12	7	676	4	2	12
John Wolynec	17	9	853	2	1	16
Juan Pablo Angel	3	3	270	1	1	7
Francis Doe	2	1	109	1	1	4
Jozy Altidore	4	1	128	1	0	4
Chris Leitch	18	14	1303	0	2	9
Kevin Goldthwaite	5	4	378	0	1	1
Dane Richards	3	3	270	0	1	3
Seth Stammer	8	7	621	0	1	8
Dave van den Bergh	5	4	345	0	1	8
Blake Camp	1	0	13	0	0	1
Jon Conway	5	5	450	0	0	0
Hunter Freeman	5	4	327	0	0	2
Carlos Mendes	6	5	463	0	0	0
Jeff Parke	13	12	1094	0	0	9
Claudio Reyna	3	3	256	0	0	3
Markus Schopp	1	0	45	0	0	3
Joe Vide	4	4	309	0	0	2
Ronald Waterreus	1	1	90	0	0	0
Team totals	46	46	4163	80	97	597
Opponent totals	46	46	4163	84	86	671

GOALKEEPER	GP	MIN	SHTS	SV	GAA	PG
Jon Conway	5	450	39	31	1.20	0
Ronald Waterreus	1	90	4	2	2.00	0
-----						
Team totals	46	4163	327	226	1.82	5
Opponent totals	46	4163	306	200	1.73	5



## ECSF: REVOLUTION v RED BULLS

### N.E. REVOLUTION INDIVIDUAL HIGH GAMES (2007)

<b>Goals</b>			
2	Taylor Twellman	04/14/2007	vs. TOR W 4-0
2	Taylor Twellman	05/12/2007	at LA W 3-2
2	Adam Cristman	06/16/2007	vs. CLB T 3-3
2	Andy Dorman	06/23/2007	vs. TOR W 3-0
2	Pat Noonan	09/15/2007	vs. DAL W 4-2
2	Taylor Twellman	09/22/2007	at NY T 2-2
<b>Assists</b>			
2	Steve Ralston	04/14/2007	vs. TOR W 4-0
2	Steve Ralston	05/06/2007	vs. CHI W 3-1
2	Steve Ralston	09/15/2007	vs. DAL W 4-2
<b>Shots</b>			
7	4 times		
<b>Shots on Goal</b>			
4	4 times		
<b>Fouls Committed</b>			
6	Shalrie Joseph	10/13/2007	vs. CLB L 2-3
<b>Fouls Suffered</b>			
6	Taylor Twellman	07/14/2007	at NY W 1-0
6	Shalrie Joseph	08/05/2007	vs. DC L 0-3
<b>Offside</b>			
3	6 times		
<b>Saves</b>			
9	Matt Reis	05/03/2007	at DC T 1-1
<b>Shots Faced</b>			
10	Matt Reis	05/03/2007	at DC T 1-1
<b>Goals Allowed</b>			
4	Matt Reis	05/26/2007	vs. KC L 3-4
4	Matt Reis	09/09/2007	at DC L 2-4

### NEW YORK RED BULLS INDIVIDUAL HIGH GAMES (2007)

<b>Goals</b>			
2	8 times		
<b>Assists</b>			
2	Dave van den Bergh	05/05/2007	at RSL T 3-3
<b>Shots</b>			
9	Juan Pablo Angel	08/18/2007	vs. LA W 5-4
<b>Shots on Goal</b>			
6	Juan Pablo Angel	05/24/2007	vs. CHI W 3-0
6	Juan Pablo Angel	08/18/2007	vs. LA W 5-4
<b>Fouls Committed</b>			
6	Jozy Altidore	05/05/2007	at RSL T 3-3
6	Joe Vide	10/04/2007	at TOR L 1-2
<b>Fouls Suffered</b>			
6	Jozy Altidore	10/04/2007	at TOR L 1-2
<b>Offside</b>			
4	Juan Pablo Angel	07/26/2007	vs. CHV L 0-2
4	Juan Pablo Angel	09/09/2007	at CHV L 0-3
<b>Saves</b>			
10	Jon Conway	05/24/2007	vs. CHI W 3-0
<b>Shots Faced</b>			
11	Ronald Waterreus	06/16/2007	vs. KC T 3-3
<b>Goals Allowed</b>			
4	Ronald Waterreus	06/10/2007	at DC L 2-4
4	Ronald Waterreus	07/05/2007	at HOU L 0-4
4	Ronald Waterreus	08/18/2007	vs. LA W 5-4

### TEAM HIGH GAMES (2007)

<b>Goals</b>			
4	04/14/2007	vs. TOR	W 4-0
4	09/15/2007	vs. DAL	W 4-2
<b>Assists</b>			
5	05/06/2007	vs. CHI	W 3-1
<b>Shots</b>			
23	06/02/2007	vs. RSL	T 0-0
<b>Shots on Goal</b>			
14	06/02/2007	vs. RSL	T 0-0
<b>Fouls Committed</b>			
20	06/16/2007	vs. CLB	T 3-3
20	10/13/2007	vs. CLB	L 2-3
<b>Fouls Suffered</b>			
24	05/03/2007	at DC	T 1-1
24	08/05/2007	vs. DC	L 0-3
<b>Corner Kicks</b>			
11	06/02/2007	vs. RSL	T 0-0
11	08/05/2007	vs. DC	L 0-3
<b>Offside</b>			
8	04/14/2007	vs. TOR	W 4-0
<b>Saves</b>			
9	05/03/2007	at DC	T 1-1
<b>Shots Faced</b>			
10	05/03/2007	at DC	T 1-1
<b>Goals Allowed</b>			
4	05/26/2007	vs. KC	L 3-4
4	09/09/2007	at DC	L 2-4

### TEAM HIGH GAMES (2007)

<b>Goals</b>			
5	08/18/2007	vs. LA	W 5-4
<b>Assists</b>			
4	05/05/2007	at RSL	T 3-3
4	05/24/2007	vs. CHI	W 3-0
<b>Shots</b>			
21	04/15/2007	vs. DAL	W 3-0
21	08/12/2007	vs. TOR	W 3-0
21	08/18/2007	vs. LA	W 5-4
21	09/22/2007	vs. NE	T 2-2
<b>Shots on Goal</b>			
17	08/18/2007	vs. LA	W 5-4
<b>Fouls Committed</b>			
22	10/04/2007	at TOR	L 1-2
<b>Fouls Suffered</b>			
20	07/22/2007	vs. DC	W 1-0
<b>Corner Kicks</b>			
11	07/26/2007	vs. CHV	L 0-2
11	10/04/2007	at TOR	L 1-2
<b>Offside</b>			
9	09/15/2007	at CHI	T 2-2
<b>Saves</b>			
10	05/24/2007	vs. CHI	W 3-0
<b>Shots Faced</b>			
11	05/24/2007	vs. CHI	W 3-0
11	06/16/2007	vs. KC	T 3-3
<b>Goals Allowed</b>			
4	06/10/2007	at DC	L 2-4
4	07/05/2007	at HOU	L 0-4
4	08/18/2007	vs. LA	W 5-4

### TEAM LOW GAMES (2007)

<b>Shots</b>			
3	05/19/2007	at HOU	W 1-0
<b>Shots on Goal</b>			
1	05/19/2007	at HOU	W 1-0
1	08/16/2007	at COL	L 0-3
<b>Fouls Committed</b>			
5	09/09/2007	at DC	L 2-4
<b>Fouls Suffered</b>			
7	09/15/2007	vs. DAL	W 4-2
<b>Corner Kicks</b>			
0	05/03/2007	at DC	T 1-1
0	05/19/2007	at HOU	W 1-0
0	05/26/2007	vs. KC	L 3-4
0	08/05/2007	vs. DC	L 0-3
<b>Offside</b>			
0	05/03/2007	at DC	T 1-1
0	05/19/2007	at HOU	W 1-0
0	05/26/2007	vs. KC	L 3-4
0	08/05/2007	vs. DC	L 0-3
<b>Saves</b>			
1	06/30/2007	at CHV	L 0-2
1	07/28/2007	at RSL	W 2-1
1	08/19/2007	at KC	W 1-0
<b>Shots Faced</b>			
1	08/19/2007	at KC	W 1-0

### TEAM LOW GAMES (2007)

<b>Shots</b>			
3	06/02/2007	at KC	L 2-3
<b>Shots on Goal</b>			
1	06/30/2007	at CLB	L 0-1
1	07/05/2007	at HOU	L 0-4
<b>Fouls Committed</b>			
9	05/24/2007	vs. CHI	W 3-0
<b>Fouls Suffered</b>			
5	07/05/2007	at HOU	L 0-4
<b>Corner Kicks</b>			
0	05/19/2007	vs. CLB	W 4-0
0	08/25/2007	at NE	L 1-2
<b>Offside</b>			
1	7 times		
<b>Saves</b>			
0	08/12/2007	vs. TOR	W 3-0
<b>Shots Faced</b>			
0	08/12/2007	vs. TOR	W 3-0



## ECSF: REVOLUTION v RED BULLS

### N.E. REVOLUTION INDIVIDUAL POSTSEASON HIGH GAMES (1996-2006)

Goals  
1 29 times

Assists  
2 Jose Cancela 11/01/2003 at MET W 2-0

Shots  
6 Taylor Twellman 10/28/2006 vs. CHI W 2-1

Shots on Goal  
4 Wolde Harris 09/19/2000 vs. CHI W 2-1

Fouls Committed  
7 Jay Heaps 11/14/2003 at CHI L 0-1  
7 Clint Dempsey 10/22/2006 at CHI L 0-1

Fouls Suffered  
9 Taylor Twellman 11/06/2005 vs. CHI W 1-0

Offside  
5 Pat Noonan 10/28/2006 vs. CHI W 2-1

Saves  
10 Adin Brown 10/12/2002 vs. CLB T 2-2

Shots Faced  
12 Adin Brown 10/12/2002 vs. CLB T 2-2

Goals Allowed  
6 Jeff Causey 09/22/2000 at CHI L 0-6

### TEAM POSTSEASON HIGH GAMES (2006)

Goals  
3 11/06/2004 at DC L 3-3  
3 10/29/2005 vs. MET W 3-1

Assists  
4 11/01/2003 at MET W 2-0

Shots  
21 10/28/2006 vs. CHI W 2-1

Shots on Goal  
11 10/29/2005 vs. MET W 3-1

Fouls Committed  
28 11/01/2003 at MET W 2-0

Fouls Suffered  
27 11/06/2005 vs. CHI W 1-0

Corner Kicks  
10 11/12/2006 vs. HOU L 1-1

Offside  
8 10/08/1997 vs. DC L 1-1  
8 10/28/2006 vs. CHI W 2-1

Saves  
10 10/12/2002 vs. CLB T 2-2

Shots Faced  
12 10/12/2002 vs. CLB T 2-2

Goals Allowed  
6 09/22/2000 at CHI L 0-6

### TEAM POSTSEASON LOW GAMES (2006)

Shots  
4 11/06/2005 vs. CHI W 1-0

Shots on Goal  
1 09/29/2002 at CHI L 1-2  
1 10/20/2002 at LA L 0-1  
1 11/06/2005 vs. CHI W 1-0  
1 11/05/2006 at DC W 1-0

Fouls Committed  
7 09/22/2000 at CHI L 0-6

Fouls Suffered  
8 09/26/2002 vs. CHI W 2-0

Corner Kicks  
0 09/29/2002 at CHI L 1-2

Offside  
0 09/26/2002 vs. CHI W 2-0  
0 09/29/2002 at CHI L 1-2  
0 10/20/2002 at LA L 0-1

Saves  
1 09/19/2000 vs. CHI W 2-1  
1 09/26/2002 vs. CHI W 2-0

Shots Faced  
1 09/26/2002 vs. CHI W 2-0

### NEW YORK RED BULLS INDIVIDUAL POSTSEASON HIGH GAMES (1996-2006)

Goals  
2 Clint Mathis 09/20/2000 at DAL W 2-1  
2 Adolfo Valencia 10/06/2000 at CHI L 2-3  
2 Rodrigo Faria 09/26/2001 vs. LA W 4-1  
2 Petter Villegas 09/29/2001 at LA L 2-4

Assists  
2 Mike Sorber 09/30/1998 at CLB L 3-5  
2 Alex Comas 10/06/2000 at CHI L 2-3  
2 Daniel Hernandez 09/26/2001 vs. LA W 4-1

Shots  
6 Clint Mathis 09/20/2000 at DAL W 2-1  
6 Mark Chung 09/26/2001 vs. LA W 4-1  
6 Rodrigo Faria 09/26/2001 vs. LA W 4-1

Shots on Goal  
5 Clint Mathis 09/20/2000 at DAL W 2-1

Fouls Committed  
6 Adolfo Valencia 09/30/2000 vs. CHI W 2-0  
6 Alex Comas 10/06/2000 at CHI L 2-3  
6 Amado Guevara 10/21/2006 vs. DC L 0-1

Fouls Suffered  
7 Cornell Glen 10/23/2004 vs. DC L 0-2  
7 Jozy Altidore 10/29/2006 at DC T 1-1

Offside  
5 Adolfo Valencia 10/06/2000 at CHI L 2-3

Saves  
9 Tim Howard 09/23/2001 at LA T 1-1

Shots Faced  
11 Tony Meola 10/29/2005 at NE L 1-3

Goals Allowed  
5 Tony Meola 09/30/1998 at CLB L 3-5

### TEAM POSTSEASON HIGH GAMES (1996-2005)

Goals  
4 09/26/2001 vs. LA W 4-1

Assists  
5 09/26/2001 vs. LA W 4-1

Shots  
20 09/26/2001 vs. LA W 4-1  
20 11/01/2003 vs. NE L 0-2

Shots on Goal  
9 09/26/2000 at CHI L 0-3  
9 09/26/2001 vs. LA W 4-1  
9 11/01/2003 vs. NE L 0-2

Fouls Committed  
31 10/03/1998 vs. CLB L 1-1

Fouls Suffered  
27 11/01/2003 vs. NE L 0-2

Corner Kicks  
9 11/01/2003 vs. NE L 0-2

Offside  
5 09/26/2000 at CHI L 0-3  
5 10/06/2000 at CHI L 2-3  
5 10/22/2005 vs. NE W 1-0

Saves  
9 10/02/1996 at DC L 1-2  
9 09/23/2001 at LA T 1-1

Shots Faced  
11 10/02/1996 at DC L 1-2  
11 09/23/2001 at LA T 1-1  
11 09/29/2001 at LA L 2-4  
11 10/29/2005 at NE L 1-3

Goals Allowed  
5 09/30/1998 at CLB L 3-5

### TEAM POSTSEASON LOW GAMES (1996-2005)

Shots  
8 09/23/2001 at LA T 1-1  
8 10/29/2005 at NE L 1-3

Shots on Goal  
2 10/03/1998 vs. CLB L 1-1  
2 09/23/2001 at LA T 1-1

Fouls Committed  
6 09/24/1996 vs. DC W 2-2

Fouls Suffered  
8 09/27/1996 at DC L 0-1

Corner Kicks  
0 09/23/2001 at LA T 1-1

Offside  
0 09/30/1998 at CLB L 3-5  
0 09/29/2001 at LA L 2-4  
0 10/21/2006 vs. DC L 0-1

Saves  
1 09/15/2000 vs. DAL W 2-1  
1 09/26/2001 vs. LA W 4-1  
1 10/29/2006 at DC T 1-1

Shots Faced  
2 10/29/2006 at DC T 1-1



TACTICS

Revolution boss Steve Nicol once again used his 3-5-2 scheme almost exclusively from start to finish, the third consecutive year it has so defined the club's tactics. In fact, there have been very few changes to the team over the course of the season -- until the final few weeks. Steve Ralston moved into the central attacking midfield role, with Wells Thompson coming in wide on the right of midfield and Andy Dorman going to the substitutes' bench. The only other possible change could be in the back three, where Avery John could come in on the left for James Riley. Pat Noonan has also rounded into form over the homestretch; Adam Cristman is the first choice in a striking role.

HOW THEY QUALIFIED

In top spot of the Eastern Conference for the better part of four months, the New England Revolution fell to second after a 4-2 loss at D.C. United on Sept. 9, though they finally secured a comfortable qualification with 50 points on the season, fourth-most in MLS. It was an up-and-down season for the Revolution, who managed back-to-back wins just twice on the season (and did not win three in a row), though they lost back-to-back games just once.

STADIUM

**Gillette Stadium** (capacity: 20,000)  
The Revolution took 28 points from their 15 home matches, tied for the fourth-most in the league with Houston Dynamo. They scored 32 goals in their 15 home games, second-most in MLS (five fewer than D.C. United), while allowing 21 goals in Foxborough, 10th-most in the league.

ATTACK

The Revolution scored 51 goals on the campaign, the second-most in MLS, five behind D.C. United for the league lead. The Revolution were shutout five times on the season. They scored three or more goals in a game on eight occasions, but just once over the final three months of the season (a 4-2 home win against FC Dallas on Sept. 15).

DEFENSE

The Revolution allowed 43 goals during the season, the sixth-fewest in the league. They posted 10 shutouts on the season and allowed three or more goals in a game on seven occasions, including four times since the beginning of August. While they kept four clean sheets over the final 13 games, they allowed two or more goals eight times.

CURRENT FORM

The Revolution come into the MLS Cup Playoffs with a three-game winless streak, equaling their longest of the season. Their back-to-back losses on Oct. 6 and 13 to Chicago and Columbus were the first consecutive defeats for New England since April 15-30 of last year.

COACH

**Steve Nicol.** The longest-tenured coach in Major League Soccer, the former Liverpool and Scotland fullback led the Revolution to the MLS Cup Final in three of his first five years fully in charge, and this year saw the club lift its first honor by winning the Lamar Hunt U.S. Open Cup. He has still had only one losing season in charge, in 2004.

KEY ADDITIONS THIS SEASON

Two selections in the 2007 MLS SuperDraft have played key roles during the season. Fourth-round selection (No. 48 overall) Adam Cristman scored four goals in 27 appearances as the third-choice striker, while first-round pick (No. 5 overall) Wells Thompson made 26 appearances and scored one goal, mainly as a wide midfielder.

KEY ABSENCES

Joe Franchino made just three first-team appearances on the season before being lost for the season to ankle surgery in July. The only other real injury concern entering the postseason is defender Avery John, but his knee sprain has been returning to fitness over the final weeks of the season.

KEY MAN

**Taylor Twellman.** With seven goals in 17 career playoff games, Twellman scored the Revolution's first goal in three MLS Cup Finals last November. He has rounded into form over the final third of the season, scoring half of his 16 goals on the season over the last 11 games, the 16 goals third-most in MLS this season.



# NEW ENGLAND REVOLUTION

No.	Player	Pos	Ht	Wt	Birthdate	Birthplace	2007				CAREER			
							GP	GS	G	A	GP	GS	G	A
1	<b>Matt Reis</b>	<b>GK</b>	6-1	196	03/28/1975	Atlanta, GA	30	30	0	1	161	156	0	1
<i>A nominee for Goalkeeper of the Year. Has played every minute in goal this season for the Revs, recording 10 shutouts.</i>														
2	<b>Amaechi Igwe</b>	<b>DF</b>	6-0	165	05/20/1988	San Francisco, CA	0	0	0	0	0	0	0	0
<i>Generation adidas player and member of the 2007 U.S. Under-20 World Cup team, has not made a first-team appearance this season.</i>														
4	<b>Avery John</b>	<b>DF</b>	6-0	170	06/18/1975	Point Fortin, Trinidad	19	18	0	1	64	60	0	2
<i>A physical presence in the back, has started 17 of the 18 games he has played this season and has one assist.</i>														
5	<b>Willie Sims</b>	<b>FW</b>	5-9	150	01/18/1984	Guatemala City, Guatemala	0	0	0	0	9	2	0	0
<i>Speedy Generation adidas member, on loan to USL1 Puerto Rico from mid-July through September. Has not made a first-team appearance.</i>														
6	<b>Jay Heaps</b>	<b>DF</b>	5-9	155	08/02/1976	Nashua, NH	28	28	1	0	259	244	16	29
<i>A staple in the Revs defense, the club's all-time leader in appearances, starts and minutes played. Started all 28 games he played, with one goal.</i>														
7	<b>Adam Cristman</b>	<b>FW</b>	6-0	180	01/08/1985	Washington, DC	28	14	4	4	28	14	4	4
<i>A candidate for Rookie of the Year, is second among rookies in both goals and assists with four each.</i>														
11	<b>Pat Noonan</b>	<b>FW</b>	6-0	170	08/02/1980	St. Louis, MO	27	21	7	4	119	100	37	29
<i>A nominee for Comeback Player of the Year after hernia surgery in March. 27 appearances, including 20 starts, with seven goals and four assists.</i>														
12	<b>Doug Warren</b>	<b>GK</b>	6-0	190	03/18/1981	Palatine, IL	0	0	0	0	8	6	0	0
<i>Served as backup goalkeeper to Reis, but did not appear in a game this season.</i>														
13	<b>Jeff Larentowicz</b>	<b>MF</b>	6-1	175	08/05/1983	Pasadena, CA	28	28	3	4	55	47	4	5
<i>An up-and-coming MLS player in the defensive midfield, has started 27 games missing two because of a right eye injury.</i>														
14	<b>Steve Ralston</b>	<b>MF</b>	5-9	160	06/14/1974	St. Louis, MO	26	26	4	14	337	335	61	121
<i>Holds the league's career records for minutes played, games started and appearances, as well as assists and game-winning assists record.</i>														
15	<b>Michael Parkhurst</b>	<b>DF</b>	5-11	160	01/24/1984	Providence, RI	25	25	1	0	87	87	1	0
<i>Frontrunner for Defender of the Year, voted to the MLS All-Star Game as a First XI selection. Received his first U.S. cap in the CONCACAF Gold Cup.</i>														
16	<b>James Riley</b>	<b>DF</b>	5-10	150	10/27/1982	Colorado Springs, CO	26	22	0	0	69	54	1	3
<i>A versatile player who can play any of the defensive positions, has started 22 games and earned one assist.</i>														
17	<b>Gary Flood</b>	<b>DF</b>	5-10	155	09/07/1985	Hauppauge, NY	5	2	0	0	5	2	0	0
<i>One of three MLS Supplemental Draft selections to earn a start in his team's season opener. Started two of his five appearances.</i>														
18	<b>Khano Smith</b>	<b>MF</b>	6-3	190	01/10/1982	Paget, Bermuda	29	26	2	6	62	36	6	8
<i>Has speed and size on the left side. The Bermuda international has a career high six assists this season.</i>														
19	<b>Kyle Helton</b>	<b>DF</b>	5-8	160	05/20/1986	Birmingham, AL	0	0	0	0	0	0	0	0
<i>Fourth round SuperDraft pick out of Duke, has not seen first team action in MLS games. Pro debut came in the third round of the U.S. Open Cup.</i>														
20	<b>Taylor Twellman</b>	<b>FW</b>	5-11	179	02/29/1980	Minneapolis, MN	26	25	16	3	156	151	91	26
<i>Revolution team MVP. Has scored 15 goals this season, ranking third in MLS, and now has 90 for his six-year career in the U.S. top flight.</i>														
21	<b>Shalrie Joseph</b>	<b>MF</b>	6-3	180	05/24/1978	Saint George, Grenada	27	27	4	5	135	134	15	16
<i>Force in central midfield, voted to the MLS All-Star Game as a First XI selection.</i>														
22	<b>Marshall Leonard</b>	<b>MF</b>	5-7	170	12/29/1980	El Paso, TX	0	0	0	0	63	52	1	2
<i>Recovered from Achilles tendon repair surgery in April 2006, has not made a first-team appearance this year.</i>														
23	<b>Miguel Gonzalez</b>	<b>MF</b>	5-8	145	09/25/1987	Miami, FL	0	0	0	0	0	0	0	0
<i>Young player who holds dual citizenship in the U.S. and Mexico did not make a first-team appearance this season.</i>														
24	<b>Brad Knighton</b>	<b>GK</b>	6-1	180	02/06/1985	Hickory, NC	0	0	0	0	0	0	0	0
<i>Undrafted, earned a spot with team after a tryout. Did not make a first team appearance.</i>														
25	<b>Andy Dorman</b>	<b>MF</b>	5-11	150	05/01/1982	Cheshire, England	30	27	7	2	112	80	17	18
<i>Excellent two-way player, moved into the attacking midfielder role for most of the year. Tied for 10th in goals for MLS with seven.</i>														
26	<b>Bryan Byrne</b>	<b>MF</b>	5-8	150	08/26/1982	Kilkenny, Ireland	1	0	0	0	1	0	0	0
<i>Senior international made his MLS debut on June 2 against Real Salt Lake.</i>														
27	<b>Wells Thompson</b>	<b>MF</b>	5-10	155	11/25/1983	Winston-Salem, NC	27	11	1	0	27	11	1	0
<i>Fifth overall selection in 2007 SuperDraft is a versatile player who can play out wide or up top. Scored his first goal on May 6 against Chicago.</i>														
28	<b>Chris Loftus</b>	<b>FW</b>	6-5	195	10/20/1984	Springfield, IL	0	0	0	0	0	0	0	0
<i>Made his first team debut as a substitute in the Revs victory against the Carolina RailHawks in the U.S. Open Cup semifinal (Sept. 4)</i>														
29	<b>Abdoulie Mansally</b>	<b>MF</b>	5-9	155	01/29/1989	Banjul, Gambia	1	0	0	0	1	0	0	0
<i>Late season signee, played for Gambia in the FIFA Under-20 World Cup. Made his MLS debut on October 6 at Chicago.</i>														
31	<b>Sainey Nyassi</b>	<b>MF</b>	5-8	135	01/31/1989	Bwiam, Gambia	1	0	0	0	1	0	0	0
<i>Late season signee, played for Gambia's Under-20 World Cup Team. Made his MLS debut on September 9 at D.C. United</i>														

**HEAD COACH: Steve Nicol**

12/11/1961

W75 L55 T47



# NEW ENGLAND REVOLUTION



## **20. TAYLOR TWELLMAN**

16 goals in 26 appearances (25 starts) in 2007 ... 91 career league goals in Major League Soccer (fifth-most all-time) ... Has scored in double figures in five of his six seasons in MLS ... Won Budweiser Scoring Championship in 2002 with 23 goals, 6 assists ... Twice named to MLS Best XI (2002, 2005) ...

Played two seasons with TSV 1860 Munchen in Germany (1999-2001) ... 29 caps, 6 goals with U.S. national team



## **14. STEVE RALSTON**

The MLS all-time leader in appearances, with 337 (335 as a starter) after his 12th league season ... Also the league's all-time assist leader, now with 121, passing Carlos Valderrama earlier this season ... One of seven MLS Originals to have played in every season and still in action, he was the first MLS

Rookie of the Year in 1996 ... Three-time member of the MLS Best XI (1999, 2000, 2002) ... 36 caps, 4 goals with U.S. national team

## **TALKING POINTS**



## **11. PAT NOONAN**

Seven goals and four assists in 27 appearances (21 starts) in 2007 ... His goal against Columbus on June 16, 2007 was just his second in league play in nearly two full years (since June 25, 2005), suffering through an extended bout with injuries ... Shared 2004 Budweiser Scoring Championship with Amado

Guevara (MET), with 11 goals, 8 assists ... 13 caps, 1 goal with U.S. national team



## **21. SHALRIE JOSEPH**

27 appearances (all starts) in league play in 2007, with four goals (three from the penalty spot) and five assists ... Grenada national team regular ... Named to MLS Best XI in 2005 ... Has not played fewer than 23 matches in a season in his five years in MLS ... Named the club's Most Valuable Player in

media voting following the 2005 campaign



## **15. MICHAEL PARKHURST**

Made 25 appearances (all starts) this season ... Scored his first professional goal vs. Toronto FC in the season finale, a wonder strike from beyond midfield ... When he missed the first three games of the season, they were the first games he had missed in his three-year MLS career ... Named Gatorade

Rookie of the Year in 2005, ever-present in the Revolution back three that year ... 2 caps with U.S. national team

### **OPEN CUP WINNERS IN MLS CUP**

1996	D.C. United	MLS CUP WINNERS
1997	Dallas Burn	Conference Final
1998	Chicago Fire	MLS CUP WINNERS
1999	Rochester Rhinos	-----
2000	Chicago Fire	MLS Cup Runner-Up
2001	Los Angeles Galaxy	MLS Cup Runner-Up
2002	Columbus Crew	Quarterfinals
2003	Chicago Fire	MLS Cup Runner-Up
2004	Kansas City Wizards	MLS Cup Runner-Up
2005	Los Angeles Galaxy	MLS CUP WINNERS
2006	Chicago Fire	Quarterfinals
<b>2007</b>	<b>N.E. Revolution</b>	<b>?????</b>

### **USA'S ALL-TIME APPEARANCE LEADERS**

1.	Bill McPherson	ASL	370
2.	<b>Steve Ralston*</b>	<b>MLS</b>	<b>367</b>
3.	Bart McGhee (HOF, 86)	ASL	352
4.	Cobi Jones*	MLS	351
5.	Jimmy Gallagher (HOF, 86)	ASL	349
6.	Chris Henderson	MLS	348
7.	Jason Kreis	MLS	327

*Compiled by the historians of the National Soccer Hall of Fame and Museum, includes all regular season and playoff games played in three major leagues, the American Soccer League of 1921 - 1931, the North American Soccer League of 1967 - 1984, and Major League Soccer since its first game in 1996*

### **LONGEST TENURED MLS COACHES**

		W	L	T
Steve Nicol	NE	73	55	47
Dominic Kinnear	HOU	53	30	41
Fernando Clavijo	COL	33	39	22
Sigi Schmid	CLB	17	26	19

*(continuous service as head coach with current club)*



ECSF: REVOLUTION v RED BULLS

2007 NEW ENGLAND REVOLUTION STATISTICS (14-8-8, 50 pts.)

UNF	POS	PLAYER	GP	GS	MIN	G	A	SHT	SOG	FC	FS	OFF	CK	C	E
20	F	Taylor Twellman	26	25	2283	16	3	90	55	13	41	21	0	2	0
11	F	Pat Noonan	27	21	1738	7	4	42	24	12	41	32	2	2	0
25	M	Andy Dorman	30	27	2269	7	2	48	27	28	18	4	28	5	0
14	M	Steve Ralston	26	26	2337	4	14	33	18	16	29	3	130	1	0
21	M	Shalrie Joseph	27	27	2366	4	5	42	14	55	52	5	1	4	1
7	F	Adam Cristman	28	14	1421	4	4	40	16	41	51	10	0	1	0
13	M	Jeff Larentowicz	28	28	2455	3	4	28	9	61	30	0	0	5	0
18	M	Khano Smith	29	26	2210	2	6	36	12	42	41	5	1	4	0
6	D	Jay Heaps	28	28	2475	1	0	16	8	31	37	1	0	5	0
15	D	Michael Parkhurst	25	25	2197	1	0	1	1	5	10	0	0	0	0
27	M	Wells Thompson	27	11	1217	1	0	16	7	26	36	2	0	6	0
4	D	Avery John	19	18	1559	0	1	2	1	25	22	0	0	4	0
1	GK	Matt Reis	30	30	2700	0	1	0	0	1	8	0	0	2	0
26	M	Bryan Byrne	1	0	19	0	0	0	0	1	1	0	0	1	0
17	D	Gary Flood	5	2	197	0	0	0	0	1	0	0	0	0	0
8	D	Joe Franchino	3	0	57	0	0	0	0	0	0	0	0	0	0
29	M	Abdoulie Mansally	1	0	14	0	0	0	0	1	1	0	0	1	0
31	M	Sainey Nyassi	1	0	8	0	0	0	0	0	0	0	0	0	0
32	M	Arsene Oka	1	0	10	0	0	0	0	0	0	0	0	0	0
16	D-F	James Riley	27	22	2137	0	0	4	1	22	17	0	0	4	0
23	M	Miguel Gonzalez	0	0	0	0	0	0	0	0	0	0	0	0	0
19	D	Kyle Helton	0	0	0	0	0	0	0	0	0	0	0	0	0
2	D	Amaechi Igwe	0	0	0	0	0	0	0	0	0	0	0	0	0
24	GK	Brad Knighton	0	0	0	0	0	0	0	0	0	0	0	0	0
22	M	Marshall Leonard	0	0	0	0	0	0	0	0	0	0	0	0	0
28	F	Chris Loftus	0	0	0	0	0	0	0	0	0	0	0	0	0
5	F	Willie Sims	0	0	0	0	0	0	0	0	0	0	0	0	0
12	GK	Doug Warren	0	0	0	0	0	0	0	0	0	0	0	0	0
		Own-goals received				1									
		Team totals	30	30	2700	51	44	398	193	381	461	83	162	47	1
		Opponent totals	30	30	2700	43	43	359	169	461	381	96	136	66	4

GAME-WINNING GOALS: Taylor Twellman 5, Steve Ralston 2, Andy Dorman 2, Khano Smith 1, Pat Noonan 1  
 Jeff Larentowicz 1, Shalrie Joseph 1

GAME-WINNING ASSISTS: Shalrie Joseph 4, Khano Smith 3, Steve Ralston 2, Taylor Twellman 1  
 Pat Noonan 1, Jeff Larentowicz 1, Adam Cristman 1

PENALTY KICK GOALS/ATTEMPTS: Shalrie Joseph 3-4

NEW ENGLAND REVOLUTION INDIVIDUAL GOALKEEPING

UNF	POS	GOALKEEPER	GP	GS	MIN	SHTS	SV	GA	GAA	PG	PA	W	L	T	SO
1	GK	Matt Reis	30	30	2700	169	120	43	1.43	3	3	14	8	8	10
		Team totals	30	30	2700	169	120	43	1.43	3	3	14	8	8	10
		Opponent totals	30	30	2700	193	136	51	1.70	3	4	8	14	8	5

\* = Played with other teams in 2007. Only New England Revolution statistics listed here.









## ECSF: REVOLUTION v RED BULLS

### ALL-TIME NEW ENGLAND REVOLUTION POSTSEASON STATISTICS

PLAYER	GP	GS	MIN	G	A
Taylor Twellman	17	17	1668	7	1
Pat Noonan	13	12	1200	5	1
Wolde Harris	10	10	799	2	3
Brian Kamler	10	9	790	2	2
Steve Ralston	20	20	1917	2	2
Jose Cancela	10	6	643	1	4
Clint Dempsey	9	8	830	1	2
Jay Heaps	20	20	1913	1	2
Daniel Hernandez	14	13	1212	1	2
Dario Fabbro	3	3	242	1	1
Khano Smith	6	0	249	1	1
Mike Burns	2	2	180	1	0
Avery John	7	7	720	1	0
Joe-Max Moore	2	2	180	1	0
Mauricio Wright	3	3	270	1	0
Eric Wynalda	3	2	180	1	0
Leo Cullen	9	7	704	0	2
Andy Dorman	8	4	471	0	2
Joe Franchino	18	18	1624	0	2
Imad Baba	4	4	264	0	1
Shalrie Joseph	13	13	1271	0	1
Marshall Leonard	8	8	643	0	1
Jose Luis Morales	2	0	68	0	1
Jose Manuel Abundis	2	1	53	0	0
Leonel Alvarez	3	3	270	0	0
Chris Bagley	1	0	3	0	0
Jamar Beasley	2	0	69	0	0
Adin Brown	10	10	954	0	0
Jeff Causey	3	3	270	0	0
Ted Chronopoulos	5	5	450	0	0
Braeden Cloutier	5	1	183	0	0
Brian Dunseth	1	1	90	0	0
Adam Eyre	3	3	270	0	0
Alejandro Farias	2	2	161	0	0
Ian Fuller	3	0	36	0	0
Giuseppe Galderisi	2	2	171	0	0
Winston Griffiths	5	0	93	0	0
John Harkes	3	3	270	0	0
Daouda Kante	6	6	565	0	0
Paul Keegan	3	0	78	0	0
Steve Klein	1	0	19	0	0
Alexi Lalas	2	2	180	0	0
Jeff Larentowicz	4	2	177	0	0
Ryan Latham	1	0	15	0	0
Carlos Llamasa	8	8	740	0	0
Ivan McKinley	2	2	180	0	0
Jason Moore	3	1	140	0	0
Alberto Naveda	2	2	180	0	0
Francis Okaroh	1	1	70	0	0
Michael Parkhurst	8	8	810	0	0
Carlos Parra	1	0	1	0	0
Rusty Pierce	12	11	935	0	0
Alex Pineda Chacon	3	1	144	0	0
Matt Reis	11	11	1110	0	0
James Riley	4	3	310	0	0
Leonardo Squadrone	1	1	71	0	0
William Sunsing	3	3	266	0	0
Johnny Torres	1	0	4	0	0
Evans Wise	1	0	9	0	0
Walter Zenga	2	2	180	0	0
Team totals	26	26	2524	29	31
Opponent totals	26	26	2524	31	43

NEW ENGLAND REVOLUTION INDIVIDUAL GOALKEEPING						
GOALKEEPER	GP	GS	SV	GA	GAA	SO
Adin Brown	10	10	59	7	0.66	5
Matt Reis	11	11	51	10	0.81	3
Walter Zenga	2	2	7	5	2.50	0
Jeff Causey	3	3	6	9	3.00	0
Team totals	26	26	123	31	1.11	8
Opponent totals	26	26	91	29	1.03	7



## TACTICS

While he has maintained his 4-4-2 scheme throughout the season, Bruce Arena has spent much of the year trying to find a settled starting XI -- up to the final game. Jon Conway has been in goal for the final two games, after Ronald Waterreus had three separate stints as the starter. Chris Leitch could figure at right back, while Carlos Mendes could slot into central defense. The mid-field is equally unsettled; Clint Mathis could fill either a wide midfield spot or one of the two central places. Dema Kovalenko could also move inside. A couple of times, Arena showed a real attacking bent, with Jozy Altidore playing as a wide midfielder and Francis Doe partnering Juan Pablo Angel up top. Angel could be about the only player guaranteed of having his name on the teamsheet.

## HOW THEY QUALIFIED

The New York Red Bulls stumbled down the stretch, but finally claimed a place in the postseason with 43 points on the season, the sixth-best overall record in the league. The Red Bulls set a league record for a shutout streak to start a season, unbeaten over their first five games, but then won back-to-back games just twice over the remainder of the season, though they were still in the top spot in the Eastern Conference as late as the end of July.

## STADIUM

**Giants Stadium** (capacity: 26,500)  
The Red Bulls ended with 30 of a possible 45 points from their 15 home games, the third-best record in the league. Their 30 goals scored at the Meadowlands was also the third-best mark in the league. New York enters the postseason with a six-game unbeaten streak on their home ground. On the road, though, the Red Bulls took just 13 points, fewer than just two other teams.

## ATTACK

The Red Bulls scored 47 goals in their 30 games, the third-best attack in MLS. New York was shut out seven times on the campaign and scored three or more goals on seven occasions, though just twice over the final half of the season, with eight coming in back-to-back games (3-0 v Toronto, Aug. 12; 5-4 v Los Angeles, Aug. 18).

## DEFENSE

New York conceded 45 goals in their 30 matches, tied for ninth-most in MLS. They recorded 10 shutouts on the season, with four coming in the first four games of the season (and six in the first eight).

## CURRENT FORM

The Red Bulls have just one win to show for their final seven matches on the regular season, and have won just twice since the epic 5-4 win against the LA Galaxy on Aug. 18. Their win against Kansas City in their penultimate game put to an end a five-game winless run, the longest of the year for N.Y.

## COACH

**Bruce Arena.** In his first full season in charge after taking over midway through last season, Arena will be guiding a team in the MLS Cup Playoffs for the fifth time. The man who led the U.S. national team to two FIFA World Cups has won two MLS Cups, in 1996 and 1997 with D.C. United.

## KEY ADDITIONS THIS SEASON

Colombian international **Juan Pablo Angel** has been a true star since his arrival from Aston Villa at the start of the campaign, finishing second in the league with 19 goals. One-time U.S. national team captain **Claudio Reyna** has been limited to 21 appearances in his first MLS season. Dutchman **Dave van den Bergh** came over from Kansas City in the offseason and is now first choice at left back. Rookie **Dane Richards** has been a regular wide in the midfield. Former Dutch international **Ronald Waterreus** was starter in goal much of the season.

## KEY ABSENCES

Left back Kevin Goldthwaite, obtained from Toronto in May, is out with a knee injury, while Mike Magee has returned to the injury list after a brief string of substitute appearances. Claudio Reyna was not able to play in the final three matches of the season with "turf toe".

## KEY MAN

**Juan Pablo Angel.** The unquestioned leader of the Red Bulls attack since his arrival and he has not disappointed, just a goal behind Luciano Emilio for the Golden Boot. When Angel scored, the Red Bulls won seven games and tied four while losing just two; when he didn't, they went 5-9-3.



**N.E. REVOLUTION v N.Y. RED BULLS**  
2007 MLS CUP PLAYOFFS - EASTERN CONFERENCE SEMIFINALS



# NEW YORK RED BULLS

No.	Player	Pos	Ht	Wt	Birthdate	Birthplace	2007				CAREER			
							GP	GS	G	A	GP	GS	G	A
1	<b>Danny Cepero</b>	<b>GK</b>	6-2	190	04/22/1985	Baldwin, NY	0	0	0	0	0	0	0	0
<i>Drafted in the fourth round (46th overall) in the 2007 MLS Supplemental Draft. Did not make a first-team appearance.</i>														
2	<b>Kevin Goldthwaite</b>	<b>DF</b>	6-1	175	12/09/1982	Sacramento, CA	19	17	1	1	42	27	1	3
<i>Traded to the Red Bulls from Toronto FC on June 27. Scored his first and only MLS goal with Toronto FC against Chicago on May 12.</i>														
3	<b>Hunter Freeman</b>	<b>DF</b>	5-11	170	01/08/1985	Tyler, TX	16	15	1	1	63	53	1	3
<i>Traded to New York from Colorado prior to the season. First goal of his MLS career lifted the Red Bulls to a 1-0 victory over FC Dallas on April 26</i>														
4	<b>Carlos Mendes</b>	<b>DF</b>	5-11	175	12/25/1980	Mineola, NY	23	19	0	0	78	71	0	1
<i>Third-year defender started 19 of the 23 games he played, all in central defense.</i>														
6	<b>Seth Stammer</b>	<b>MF</b>	5-10	166	09/29/1981	Columbus, OH	29	28	0	2	69	58	3	8
<i>Versatile player has been staple in New York's lineup this season at center back, recording two assists. Also a standout as a holding midfielder.</i>														
7	<b>Mike Magee</b>	<b>FW</b>	5-9	150	09/02/1984	Chicago, IL	7	0	0	0	104	67	18	12
<i>Played his 100th game with New York on Aug. 22 at D.C. United. After recovering from knee surgery made his first appearance of 2007 on Aug. 12.</i>														
8	<b>Sinisa Ubiparipovic</b>	<b>MF</b>	5-9	155	08/25/1983	Zenica, Bosnia & Herzegovina	12	0	0	1	12	0	0	1
<i>Drafted in the third round (33rd overall) of the 2007 MLS SuperDraft. Earned first career assist against Columbus on May 19.</i>														
9	<b>Juan Pablo Angel</b>	<b>FW</b>	6-1	175	10/24/1975	Medellin, Colombia	24	24	19	5	24	24	19	5
<i>A leading candidate for MLS league MVP honors, second in the league for goals scored with 19. Voted to the MLS All-Star game, voted MVP.</i>														
10	<b>Claudio Reyna</b>	<b>MF</b>	5-10	160	07/20/1973	Livingston, NJ	21	21	0	3	21	21	0	3
<i>Signed as New York's first designated player. The captain earned his first MLS assist on May 5 at Real Salt Lake.</i>														
11	<b>Dave van den Bergh</b>	<b>MF</b>	6-3	178	05/07/1976	Amsterdam, Netherlands	29	26	2	8	42	39	5	10
<i>Acquired from Kansas City in the offseason and has become a regular at left back after spending most of his career as a winger.</i>														
12	<b>Blake Camp</b>	<b>MF</b>	6-2	194	10/11/1983	Athens, GA	0	0	0	0	3	0	0	0
<i>Plagued by ankle injuries throughout season, did not make a first team appearance.</i>														
13	<b>Clint Mathis</b>	<b>MF</b>	5-10	170	11/25/1976	Conyers, GA	26	19	6	2	210	171	59	45
<i>Broke the club's record for goals scored in all competitions when he scored his 45th against the Galaxy on Aug. 18.</i>														
14	<b>Joe Vide</b>	<b>MF</b>	5-10	165	05/16/1984	Fort Worth, TX	16	13	0	0	23	15	0	0
<i>A developmental player, signed on April 12, 2006. Majority of minutes have come during the second half of the season, in the center of midfield.</i>														
15	<b>John Wolyniec</b>	<b>FW</b>	6-1	172	01/24/1977	Staten Island, NY	21	13	3	2	149	86	31	14
<i>Seasoned forward scored his first goal of 2007 in a 4-0 win against Columbus on May 19. In his fourth stint with the New York club, his first in 1999.</i>														
17	<b>Jozy Altidore</b>	<b>FW</b>	6-1	175	11/06/1989	Newark, NJ	22	15	9	4	29	18	12	4
<i>Helped lead the U.S. U-20 World Cup team to the quarterfinals. Had a breakout season for the Red Bulls with nine goals, second-most on the team.</i>														
18	<b>Jon Conway</b>	<b>GK</b>	6-6	215	05/06/1977	Media, PA	14	12	0	1	44	41	0	2
<i>Started 12 games in net, including the last two games of the regular season. Had a career high 10 saves against Chicago on May 24.</i>														
19	<b>Dane Richards</b>	<b>MF</b>	5-7	153	12/14/1983	Montego Bay, Jamaica	28	27	2	6	28	27	2	6
<i>Rookie of the Year nominee, drafted in the second round of the SuperDraft. Jamaican international scored first career goal May 5 against Salt Lake.</i>														
21	<b>Dema Kovalenko</b>	<b>MF</b>	5-8	160	08/28/1977	Kiev, Ukraine	19	15	2	1	198	178	36	36
<i>A fixture in the midfield for New York. Missed matches throughout the season due to groin and facial injuries.</i>														
23	<b>Ronald Waterreus</b>	<b>GK</b>	6-1	190	08/25/1970	Lemiers, Netherlands	18	18	0	0	18	18	0	0
<i>Started 18 games in net for New York but lost starting spot because of an injury. The Dutch International will retire at the end of this season.</i>														
24	<b>Elie Ikangu</b>	<b>MF</b>	5-7	135	10/04/1986	Paris, France	1	0	0	0	3	0	0	0
<i>Youth international made his 2007 regular season debut on May 19 against the Columbus Crew.</i>														
25	<b>Sal Caccavale</b>	<b>MF</b>	5-7	145	05/16/1985	West Islip, NY	1	0	1	0	1	0	1	0
<i>Drafted in the second round of the Supplemental Draft (19th overall), scored his first career goal four minutes after coming on as a sub May 19.</i>														
27	<b>Chris Karcz</b>	<b>MF</b>	5-11	165	04/15/1983	Hackensack, NJ	0	0	0	0	0	0	0	0
<i>Signed by New York on July 2 and played in four reserve games. Did not make a first-team appearance.</i>														
28	<b>Jerrod Laventure</b>	<b>FW</b>	6-1	170	01/15/1983	Middle Island, NY	1	0	0	0	6	0	1	1
<i>Made his first and only first-team appearance of 2007 on April 26 at FC Dallas.</i>														
29	<b>Randi Patterson</b>	<b>FW</b>	5-9	170	04/16/1985	Hackensack, NJ	0	0	0	0	0	0	0	0
<i>Drafted by the Red Bulls in the first round (sixth overall) of the 2007 MLS Supplemental Draft. Has not made a first team appearance.</i>														
30	<b>Francis Doe</b>	<b>FW</b>	5-8	150	12/25/1985	Monrovia, Liberia	8	4	2	1	8	4	2	1
<i>Signed by the Red Bulls and made his MLS debut on August 25. Youth International scored his first MLS goal on Sept. 22 against New England.</i>														
32	<b>Markus Schopp</b>	<b>MF</b>	6-3	176	02/22/1974	Graz, Austria	5	3	0	1	10	4	0	1
<i>Missed beginning of the season due to a sports hernia. Earned first career MLS point by assisting Kovalenko's goal on June 10 at D.C.</i>														
33	<b>Chris Leitch</b>	<b>DF</b>	5-11	165	04/01/1979	Columbus, OH	12	11	0	0	121	105	0	4
<i>Signed on July 5, started his first game of 2007 on July 26. Has become a fixture in New York's lineup since rejoining the team.</i>														
60	<b>Jeff Parke</b>	<b>DF</b>	6-1	160	03/23/1982	Abington, PA	28	26	0	1	108	103	1	3
<i>The final pick in the 2004 SuperDraft, he passed the 100 career appearance mark this season, all in central defense.</i>														

HEAD COACH: Bruce Arena

09/21/1951

W77 L51 T10



# NEW YORK RED BULLS



## **9. JUAN PABLO ANGEL**

Second in MLS with 19 goals, his first year in the league ... Named MVP of the MLS All-Star Game ... Had been with Aston Villa in the English Premiership since the 2000-01 season, scoring 62 goals in 205 games in all competitions ... Joined Villa from Argentinean power River Plate, where he scored

45 goals in 91 matches, including a 19-goal season in 1999-2000



## **13. CLINT MATHIS**

Played in 26 games (19 as a starter) in his return to New York ... Now the club's all-time leader with 45 goals in all competitions, passing Giovanni Savarese earlier this season ... Acquired from the Colorado Rapids before the start of the season, his MLS career saw him with Los Angeles (1998-2000);

MetroStars (to 2003); Real Salt Lake (2005) and Colorado.



## **10. CLAUDIO REYNA**

Signed before the start of the season as a designated player, making 21 appearances on the season ... Played in Europe from 1994, spending time with Bayer Leverkusen and VfL Wolfsburg (Germany), Rangers FC (Scotland), Sunderland and Manchester City (England) ... Fourth all-time on the

U.S. national team with 112 caps and captained the side in the 2002 and 2006 FIFA World Cups



## **17. JOZY ALTIDORE**

Scored eight goals in 22 appearances in his second year in MLS, at age 17 ... Scored three goals in seven league matches in his first season ... Part of the U.S. under-20 national team in the FIFA U-20 World Cup, where he scored four goals ... A year ago, became the youngest player to start and score

in an MLS Cup Playoffs match when he scored against D.C. United.



## **19. DANE RICHARDS**

Made 28 appearances (27 starts) in his rookie season, scoring two goals and adding six assists ... Second-round selection (19th overall) out of Clemson University ... Has earned three senior caps with the Jamaican national team ...

## **TALKING POINTS**

### **RED BULLS START**

	W	L	T	GF	GA
APRIL	3	0	1	5	0
SINCE	9	11	6	41	44

### **LONGEST SHUTOUT STREAKS**

(to start season)	mins
2007 New York Red Bulls	420 mins
1999 Dallas Burn	343 mins
1998 Chicago Fire	255 mins

### **YOUNGEST PLAYERS TO SCORE 2+ GOALS IN A GAME IN MLS**

PLAYER/TEAM	AGE (yrs/days)	GAME
1. Santino Quaranta/DC	16/245	6/16/01 at KC
2. Eddie Gaven/MET	17/242	6/23/04 at LA
3. Jozy Altidore/NYRB	17/279	8/12/07 vs. TOR

### **YOUNGEST PLAYER TO ...**

<i>play in a playoff game</i>	
Freddy Adu, DC 6/02/1989	15 yrs., 150 days 10/30/2004 DC vs MET
<i>start a playoff game</i>	
Jozy Altidore, NY 11/06/1989	16 yrs., 349 days 10/21/2006 NY vs DC
<i>score a playoff goal</i>	
Jozy Altidore, NY 11/06/1989	16 yrs., 357 days 10/29/2006 NY at DC
<i>record a playoff assist</i>	
Freddy Adu, DC 6/02/1989	15 yrs., 150 days 10/30/2004 DC vs MET
<i>score 2 goals in a game</i>	
Landon Donovan, SJ 3/04/1982	19 yrs., 202 days 09/22/2001 SJ at CLB



ECSF: REVOLUTION v RED BULLS

2007 NEW YORK RED BULLS STATISTICS (12-11-7, 43 PTS.)

UNF	POS	PLAYER	GP	GS	MIN	G	A	SHT	SOG	FC	FS	OFF	CK	C	E
9	F	Juan Pablo Angel	24	24	2125	19	5	97	53	31	20	42	1	2	1
17	F	Jozy Altidore	22	15	1399	9	4	43	20	38	43	12	0	4	0
13	M-F	Clint Mathis	26	19	1723	6	2	47	22	16	15	5	37	2	2
15	F	John Wolyniec	21	13	1032	3	2	24	7	16	27	7	0	1	0
11	M	Dave van den Bergh	29	26	2228	2	8	36	19	23	14	3	45	1	0
19	M	Dane Richards	28	27	2335	2	6	24	14	50	35	12	2	5	0
30	F	Francis Doe	8	4	428	2	1	17	7	8	4	15	1	1	0
21	M	Dema Kovalenko	19	15	1378	2	1	21	7	29	22	3	1	5	0
3	D-M	Hunter Freeman	16	15	1342	1	1	6	4	21	19	0	1	2	0
2	D	Kevin Goldthwaite (TOT)	19	17	1466	1	1	11	6	21	20	0	9	4	1
2	D	Kevin Goldthwaite (NY)	9	8	662	0	0	3	0	7	11	0	1	2	0
25	M	Sal Caccavale	1	0	2	1	0	1	1	0	0	0	0	0	0
10	M	Claudio Reyna	21	21	1723	0	3	14	3	35	18	1	48	2	0
6	M-D	Seth Stammers	29	28	2547	0	2	26	5	46	28	0	7	3	0
18	GK	Jon Conway	14	12	1143	0	1	0	0	0	2	0	0	0	0
26	D	Taylor Graham	5	3	335	0	1	0	0	5	4	0	0	0	0
60	D	Jeff Parke	28	26	2246	0	1	10	4	24	23	0	0	2	0
32	D-M	Markus Schopp	5	3	228	0	1	3	1	8	1	0	0	1	0
8	F-M	Sinisa Ubiparipovic	12	0	233	0	1	4	2	2	4	0	2	0	0
16	D	*Todd Dunivant	7	7	630	0	0	2	2	6	5	0	0	0	0
24	M	Elie Ikangu	1	0	8	0	0	0	0	0	0	0	0	0	0
28	F	Jerrold Laventure	1	0	4	0	0	0	0	0	1	0	0	0	0
33	D	Chris Leitch	12	11	1018	0	0	2	0	8	9	2	1	0	0
7	F	Mike Magee	7	0	144	0	0	5	3	5	5	0	0	0	0
4	D	Carlos Mendes	23	19	1709	0	0	0	0	12	4	0	0	2	0
5	M	Santino Quaranta (TOT)	9	3	265	0	0	3	1	4	3	0	7	0	0
5	M	*Santino Quaranta	3	0	47	0	0	1	0	2	1	0	0	0	0
22	D-M	Tim Regan	3	2	143	0	0	0	0	2	3	0	0	0	0
14	M	Joe Vide	16	13	1107	0	0	10	4	26	13	0	0	4	1
23	GK	Ronald Waterreus	18	18	1557	0	0	0	0	0	2	0	0	0	0
2	D	*Marvell Wynne	1	1	90	0	0	0	0	4	2	0	0	0	0
12	M	Blake Camp	0	0	0	0	0	0	0	0	0	0	0	0	0
1	GK	Danny Cepero	0	0	0	0	0	0	0	0	0	0	0	0	0
27	M-F	Chris Karcz	0	0	0	0	0	0	0	0	0	0	0	0	0
29	F	Randi Patterson	0	0	0	0	0	0	0	0	0	0	0	0	0
		Team totals	30	30	2700	47	40	396	178	424	361	102	147	39	4
		Opponent totals	30	30	2700	45	44	366	168	362	424	141	162	42	5

GAME-WINNING GOALS: Juan Pablo Angel 5, John Wolyniec 3, Jozy Altidore 3, Hunter Freeman 1  
 GAME-WINNING ASSISTS: Dane Richards 3, Juan Pablo Angel 2, Jozy Altidore 2, John Wolyniec 1  
 Dave van den Bergh 1, Claudio Reyna 1, Clint Mathis 1, Hunter Freeman 1  
 PENALTY KICK GOALS/ATTEMPTS: Juan Pablo Angel 5-5, Clint Mathis 0-1

NEW YORK RED BULLS INDIVIDUAL GOALKEEPING

UNF	POS	GOALKEEPER	GP	GS	MIN	SHTS	SV	GA	GAA	PG	PA	W	L	T	SO
18	GK	Jon Conway	14	12	1143	79	57	14	1.10	1	2	6	5	2	4
23	GK	Ronald Waterreus	18	18	1557	89	59	31	1.79	3	3	6	6	5	5
		Team totals	30	30	2700	168	116	45	1.50	4	5	12	11	7	10
		Opponent totals	30	30	2700	178	118	47	1.57	5	6	11	12	7	7

\* = Played with other teams in 2007. Only New York Red Bulls statistics listed here.



ECSF: REVOLUTION V RED BULLS

NEW YORK RED BULLS - GAME-BY-GAME

#	Player	1	2	3	4	5	6	7	8	9	10	11	12	13	14	15	16	17	18	19	20	21	22	23	24	25	26	27	28	29	30					
		CLB	DAL	HOU	DAL	RSJ	COL	CLB	CHI	KC	TOR	DC	KC	CLB	HOU	COL	NE	DC	CHV	TOR	IA	DC	NE	CHI	CHV	CHI	NE	RSJ	TOR	KC	IA					
		0-0	3-0	1-0	1-0	1-0	3-3	0-1	4-0	3-0	2-3	2-1	2-4	3-3	0-1	0-4	1-0	0-1	1-0	0-2	3-0	5-4	1-3	1-2	1-0	0-3	2-2	2-2	2-2	1-2	2-1	1-1				
1	Danny Cepero																																			
2	Kevin Goldthwaite																																			
3	Marvell Wynne																																			
4	Hunter Freeman																																			
5	Carlos Mendes																																			
6	Santino Quaranta																																			
7	Seth Stemmler																																			
8	Mike Magee																																			
9	Shinsa Ubiparipovic																																			
10	Juan Pablo Angel																																			
11	Claudio Reyna																																			
12	Dave van den Bergh																																			
13	Blake Camp																																			
14	Clint Mathis																																			
15	Joe Vide																																			
16	John Wolyniec																																			
17	Todd Dunivant																																			
18	Joey Altidore																																			
19	Jon Conway																																			
20	Dana Richards																																			
21	Dema Kovalenko																																			
22	Tim Regan																																			
23	Ronald Waterreus																																			
24	Elie Ikangou																																			
25	Sal Caccavale																																			
26	Taylor Graham																																			
27	Chris Karcz																																			
28	Terrrod Laventure																																			
29	Randi Patterson																																			
30	Francis Doe																																			
31	Hugh Macdonald																																			
32	Markus Schopp																																			
33	Chris Leitich																																			
60	Jeff Parke																																			

"00" = minutes played  
 F/M/D/G = starting position

Played for other teams:  
 Kevin Goldthwaite played 801 minutes for TOR  
 Santino Quaranta played 218 minutes for IA





## ECSF: REVOLUTION v RED BULLS

### NEW YORK RED BULLS - GAME-BY-GAME LOG

Game #1	04/07/2007	NY 0 at CLB 0	T	
Game #2	04/15/2007	NY 3 vs DAL 0	W	Altidore 1 (Mathis 1) 18; Mathis 1 (Altidore 1, Richards 1) 34; van den Bergh 1 (unassisted) 93+
Game #3	04/21/2007	NY 1 vs HOU 0	W	Altidore 2 (Freeman 1) 60
Game #4	04/26/2007	NY 1 at DAL 0	W	Freeman 1 (van den Bergh 1, Altidore 2) 79
Game #5	05/05/2007	NY 3 at RSL 3	T	Richards 1 (van den Bergh 2) 12; Mathis 2 (van den Bergh 3) 28; Mathis 3 (Kovalenko 1, Reyna 1) 83
Game #6	05/13/2007	NY 0 vs COL 1	L	
Game #7	05/19/2007	NY 4 vs CLB 0	W	Wolyniec 1 (Richards 2, Angel 1) 17; Mathis 4 (unassisted) 51; Angel 1 (unassisted) 61; Caccavale 1 (Udiparipovic 1) 92+
Game #8	05/24/2007	NY 3 vs CHI 0	W	Altidore 3 (Wolyniec 1, Angel 2) 1; Angel 2 (unassisted) 3; Angel 3 (Graham 1, Stammler 1) 68
Game #9	06/02/2007	NY 2 at KC 3	L	Angel 4 (Wolyniec 2, Reyna 2) 8; Kovalenko 1 (unassisted) 88
Game #10	06/06/2007	NY 2 at TOR 1	W	Angel 5 (unassisted) 69; Angel 6 (unassisted) 71
Game #11	06/10/2007	NY 2 at DC 4	L	Kovalenko 2 (Schopp 1) 18; Angel 7 (Altidore 3, Parke 1) 85
Game #12	06/16/2007	NY 3 vs KC 3	T	Angel 8 (van den Bergh 4) 6; Mathis 5 (Richards 3, Stammler 2) 15; Angel 9 (penalty kick) 90
Game #13	06/30/2007	NY 0 at CLB 1	L	
Game #14	07/05/2007	NY 0 at HOU 4	L	
Game #15	07/08/2007	NY 1 at COL 0	W	
Game #16	07/14/2007	NY 0 vs NE 1	L	Wolyniec 2 (unassisted) 19
Game #17	07/22/2007	NY 1 vs DC 0	W	
Game #18	07/26/2007	NY 0 vs CHV 2	L	Wolyniec 3 (Altidore 4, Reyna 3) 19
Game #19	08/12/2007	NY 3 vs TOR 0	W	Angel 10 (unassisted) 24; Altidore 4 (unassisted) 50; Altidore 5 (Angel 3, Conway 1) 63
Game #20	08/18/2007	NY 5 vs LA 4	W	Angel 11 (unassisted) 4; Mathis 6 (unassisted) 47+; Altidore 6 (Mathis 2) 49; Altidore 7 (van den Bergh 5) 70; Angel 12 (unassisted) 88
Game #21	08/22/2007	NY 1 at DC 3	L	Altidore 13 (penalty kick) 21
Game #22	08/25/2007	NY 1 at NE 2	L	Altidore 8 (Angel 4) 30
Game #23	09/01/2007	NY 1 vs CHI 0	W	Angel 14 (Richards 4) 75
Game #24	09/09/2007	NY 0 at CHV 3	L	van den Bergh 2 (unassisted) 10; Angel 15 (penalty kick) 69
Game #25	09/15/2007	NY 2 at CHI 2	T	Doe 1 (Richards 5) 37; Angel 16 (Doe 1, van den Bergh 6) 84
Game #26	09/22/2007	NY 2 vs NE 2	T	Doe 2 (unassisted) 49; Angel 17 (penalty kick) 80
Game #27	09/29/2007	NY 2 vs RSL 2	T	Richards 2 (van den Bergh 7) 75
Game #28	10/04/2007	NY 1 at TOR 2	L	Angel 18 (penalty kick) 19; Angel 19 (Richards 6) 24
Game #29	10/13/2007	NY 2 vs KC 1	W	Altidore 9 (van den Bergh 8, Angel 5) 16
Game #30	10/18/2007	NY 1 at LA 1	T	

U.S. OPEN CUP  
Q2 05/08/2007 NY 1 at LA 3 L (OT) Angel (unassisted) 109



ECSF: REVOLUTION v RED BULLS

ALL-TIME  
NEW YORK RED BULLS/METROSTARS  
POSTSEASON STATISTICS

PLAYER	GP	GS	MIN	G	A
Adolfo Valencia	8	8	714	5	4
Clint Mathis	7	7	640	3	2
Rodrigo Faria	3	3	274	3	1
Mark Chung	8	8	748	2	2
Petter Villegas	8	8	712	2	2
Antony De Avila	3	3	270	2	1
Amado Guevara	8	8	720	2	1
Miles Joseph	5	4	391	1	2
Mike Sorber	2	2	180	1	2
Youri Djorkaeff	3	3	270	1	1
Josmer Altidore	2	2	180	1	0
Eduardo Hurtado	2	2	180	1	0
Tab Ramos	9	8	746	1	0
Giovanni Savarese	5	1	175	1	0
Alex Comas	5	2	194	0	2
Roberto Donadoni	3	3	270	0	2
Daniel Hernandez	3	3	288	0	2
Mike Petke	9	9	785	0	2
Sergio Galvan Rey	4	2	250	0	1
Gilmar	2	1	73	0	1
Roy Myers	5	4	364	0	1
Ross Paule	3	2	186	0	1
Jeff Agoos	2	2	180	0	0
Pedro Alvarez	2	0	35	0	0
Mike Ammann	2	2	180	0	0
Edgar Bartolomeu	1	0	19	0	0
Michael Bradley	2	2	180	0	0
Pablo Brenes	2	2	170	0	0
Nicola Caricola	2	2	164	0	0
Ricardo Clark	4	4	360	0	0
Jon Conway	2	2	180	0	0
Ramiro Corrales	1	0	14	0	0
Cristian da Silva	2	1	110	0	0
Joey DiGiamarino	1	1	71	0	0
Thomas Dooley	2	1	77	0	0
Mike Duhaney	2	2	180	0	0
Todd Dunivant	2	2	180	0	0
Gilberto Flores	1	1	30	0	0
Eddie Gaven	6	5	495	0	0
Ted Gillen	1	1	33	0	0
Cornell Glen	2	1	125	0	0
Paul Grafer	3	3	280	0	0
Taylor Graham	2	0	2	0	0
Rhett Harty	3	3	183	0	0
Chris Henderson	2	0	49	0	0
Jason Hernandez	2	2	180	0	0
Tim Howard	3	3	288	0	0
Rob Johnson	3	0	100	0	0
Steve Jolley	10	10	928	0	0
Andrzej Juskowiak	1	1	60	0	0
Brian Kelly	1	1	45	0	0
Matt Knowles	3	1	178	0	0
Dema Kovalenko	2	2	179	0	0
Alexi Lalas	2	2	180	0	0
Jacob LeBlanc	1	0	13	0	0
Chris Leitch	4	4	347	0	0
Mark Lisi	6	3	352	0	0
Mike Magee	3	1	89	0	0
Lothar Matthaus	5	5	460	0	0
Carlos Mendes	4	4	349	0	0
Tony Meola	7	7	630	0	0
Mike Nugent	1	0	34	0	0
Arley Palacios	2	2	180	0	0
Jeff Parke	4	4	360	0	0
Orlando Perez	3	3	288	0	0
Eddie Pope	4	4	360	0	0
Ante Razov	1	0	5	0	0
Tim Regan	1	1	75	0	0
Jim Rooney	1	1	45	0	0
Markus Schopp	2	2	131	0	0
Mark Semioli	3	0	71	0	0
Steve Shak	2	0	6	0	0
Damian Silvera	2	1	149	0	0
Diego Sonora	2	2	146	0	0
Seth Stammer	4	4	360	0	0
Joselito Vaca	1	0	15	0	0
Marcelo Vega	1	1	75	0	0

Peter Vermes	3	3	270	0	0
Jonny Walker	4	4	360	0	0
Billy Walsh	10	6	611	0	0
Richie Williams	4	4	325	0	0
John Wolyniec	5	4	323	0	0
A.J. Wood	2	2	96	0	0
Marvell Wynne	2	2	179	0	0
Jeff Zaun	3	3	211	0	0
Craig Ziadie	2	2	103	0	0
Team totals	21	21	1918	26	30
Opponent totals	21	21	1918	37	45

ALL-TIME INDIVIDUAL GOALKEEPING

GOALKEEPER	GP	GS	SV	GA	GAA	SO
Jon Conway	2	2	5	2	1.00	0
Mike Ammann	2	2	7	3	1.50	1
Paul Grafer	3	3	8	5	1.61	0
Jonny Walker	4	4	14	7	1.75	0
Tim Howard	3	3	16	6	1.88	0
Tony Meola	7	7	34	14	2.00	1
Team totals	21	21	85	37	1.74	2
Opponent totals	21	21	84	26	1.22	6





# CHIVAS USA v KANSAS CITY WIZARDS

2007 MLS CUP PLAYOFFS - WESTERN CONFERENCE SEMIFINALS

## 2007 SEASON RECORDS

	GP	W-L-T	PTS	GF	GA
Chivas USA	30	15-7-8	53	46	28
at home	15	10-1-4	34	28	8
Wizards	30	11-12-7	40	45	45
at home	15	7-5-3	24	22	18

## LEAGUE ALL-TIME HEAD-TO-HEAD

ALL-TIME (6 meetings):

Chivas USA 1 win, 7 goals ...

Wizards 3 wins, 11 goals ... Draws 2

AT THE HOME DEPOT CENTER (3 meetings):

CHV 1 win, 4 goals ... KC 0 wins, 3 goals ... Draws 2

AT ARROWHEAD STADIUM (3 meetings):

KC 3 wins, 8 goals ... CHV 0 wins, 3 goals ... Draws 0

2007 (MLS):

7/29: KC 3, CHV 2 (Zavagnin 37; Arnaud 53; Movsisyan 89 - Bornstein 17; Cunliffe 55)

9/22: CHV 2, KC 1 (Razov 69, 92+ - Colombano 72)

## MLS CUP PLAYOFFS HISTORY

first meeting

## WHERE THE GOALS COME FROM

CHIVAS USA		WIZARDS	
F	A	F	A
46	28	45	45
59	96	60	60
GOALS SCORED			
MINUTES PER GOAL			

## HOW SCORED

CHIVAS USA	WIZARDS
19	32
21	8
3	5
3	0
RIGHT FOOT	
LEFT FOOT	
HEADERS	
OTHER	

## TYPE OF PLAY

CHIVAS USA	WIZARDS
30	23
7	12
2	0
1	4
3	2
1	2
0	2
2	0
OPEN PLAY	
CROSS	
CORNER	
REBOUND	
PENALTIES	
DIRECT FROM FREE KICK	
FREE KICK (INDIRECT)	
OWN GOALS	

## DISTANCE

CHIVAS USA	WIZARDS
9	8
30	28
7	9
INSIDE GOAL AREA	
INSIDE PENALTY AREA	
OUTSIDE PENALTY AREA	

## MLS CUP PLAYOFFS GAME GUIDE



## SERIES SCHEDULE

Sat. Oct. 27, Arrowhead Stadium

Kansas City, Mo.

7:30 p.m. CT (MetroSports; FSN-PT)

Sat. Nov. 3, The Home Depot Center

Carson, Calif.

7:30 p.m. PT (HDNet; FSN-PT; MetroSports)

## ROSTERS

### CHIVAS USA

#### GOALKEEPERS

18 Brad Guzan

22 Preston Burpo

41 Justin Myers

#### DEFENDERS

2 Claudio Suarez

4 Shavar Thomas

5 Desmond Brooks

13 Jonathan Bornstein

21 Jason Hernandez

23 Alex Zotinca

24 Bobby Burling

25 Lawson Vaughn

27 Eder Robles

77 Orlando Perez

#### MIDFIELDERS

6 Francisco Mendoza

8 Ramon Nunez

15 Jesse Marsch

16 Sacha Kijestan

17 Rodrigo Lopez

26 Paulo Nagamura

28 Erasmo Solorzano

#### FORWARDS

9 Ante Razov

10 Laurent Merlin

11 Maykel Galindo

12 John Cunliffe

14 David Arvizu

19 Jorge Flores

32 Anthony Hamilton

### K.C. WIZARDS

#### GOALKEEPERS

1 Kevin Hartman

24 Eric Kronberg

27 Chris Konopka

#### DEFENDERS

3 Nick Garcia

6 Jose Burciaga Jr.

12 Jimmy Conrad

14 Jack Jewsbury

15 Aaron Hohlbein

20 Tyson Wahl

26 Ryan Raybould

#### MIDFIELDERS

2 Michael Harrington

4 Amir Lowery

5 Kerry Zavagnin

9 Sasha Victorine

10 Carlos Marinelli

11 Kurt Morsink

13 Will John

16 Eloy Colombano

18 A.J. Godbolt

21 Lance Watson

22 Davy Arnaud

23 Edson Elcock

30 Michael Kraus

#### FORWARDS

7 Eddie Johnson

19 Scott Sealy

29 Ryan Pore

33 Willy Guadarrama

## RECORD AT HALFTIME

(W-L-T)	LEAD	TIED	TRAIL
CHV	7-0-3	8-4-3	0-3-2
KC	6-0-4	3-6-1	2-6-2

## RECORD WITH FIRST GOAL

SCORE	ALLOW
15-1-4	0-6-2
7-0-5	4-12-2

## TEAM LEADERS

CHIVAS USA

G: 12 Galindo

A: 13 Kijestan

SH: 85 Razov

SOG: 42 Razov

FC: 45 Kijestan

FS: 53 Galindo

OF: 30 Galindo/Razov

C: 9 Marsch

E: 1 4 players tied

## WIZARDS

G: 15 Johnson

A: 9 Arnaud

SH: 75 Johnson

SOG: 43 Johnson

FC: 46 Arnaud

FS: 63 Arnaud

OF: 50 Johnson

C: 7 Marinelli/Morsink

E: 1 3 players tied

## GOALSCORING RECORD

### GOALS SCORED IN GAME

GP	0	1	2	3	4+	TOT	AVG
CHV	30	5	10	10	4	1	46 1.53
KC	30	6	13	3	6	2	45 1.50

### GOALS ALLOWED IN GAME

GP	0	1	2	3	4+	TOT	AVG
CHV	30	14	8	5	2	1	28 0.93
KC	30	5	8	14	3	0	45 1.50

## GOALS BY INTERVALS

### GOALS SCORED

Total	1-15	16-30	31-45	46-60	61-75	76-90	OT
CHV	46	6	4	6	10	7	13 0
KC	45	3	6	9	10	5	12 0

### GOALS ALLOWED

Total	1-15	16-30	31-45	46-60	61-75	76-90	OT
CHV	28	3	5	2	5	8	5 0
KC	45	6	5	9	5	10	10 0

## TEAM COMPARISONS (averages per game)

	CHIVAS USA		WIZARDS	
	FOR	AGAINST	FOR	AGAINST
GOALS SCORED	1.53	0.93	1.50	1.50
TOTAL SHOTS	11.80	10.80	14.00	11.40
SHOTS ON GOAL	5.83	4.50	6.03	5.30
SHOOTING ACCURACY	49%	42%	43%	46%
SCORING PERCENTAGE	13.0%	8.6%	10.7%	13.2%
FOULS	14.47	13.73	12.90	16.10
CORNER KICKS	3.93	4.63	5.27	4.90
OFFSIDE	3.27	2.80	3.43	3.20

## GAME-BY-GAME: WON/LOST/TIED

Chivas USA	WLWLL	TTWWW	LWLTW	WLWWW	TWWTW	TWTLT
Wizards	WLWWW	LTWWT	LLTLT	WTWLL	WLLTW	LLTLW



## WCSF: CHIVAS v WIZARDS

### CHIVAS USA PLAYOFF HISTORY

vs. Team	No. of Series		GP	W-L-T	OT	ShO	GF	GA	Mtg.	Round	Series Result
	Series	W-L									
Houston	1	0-1	2	1-1-0	0-0-0	0-0	2	3	2006	Quarterfinals	Lost Series Tie-Breaker
<b>TOTALS</b>	<b>1</b>	<b>0-1</b>	<b>2</b>	<b>1-1-0</b>	<b>0-0-0</b>	<b>0-0</b>	<b>2</b>	<b>3</b>			

### CHIVAS USA - ALL-TIME POSTSEASON RESULTS

DATE	OPPONENT	RESULT	ATT.	W-L-T	RD.	NOTES:
10/22/2006	Houston	W 2-1	15,110	1-0-0	QTR	CHV: Razov (45) Palencia (68); HOU: Ching (75)
10/29/2006	at Houston	L 0-2	17,440	1-1-0	QTR	HOU: Davis (64) Ching (90)

### KANSAS CITY WIZARDS PLAYOFF HISTORY

vs. Team	No. of Series		GP	W-L-T	OT	ShO	GF	GA	Mtg.	Round	Series Result
	Series	W-L									
Chicago	1	1-0	1	1-0-0	0-0-0	0-0	1	0	2000	MLS Cup '00	Won MLS Cup '00
Colorado	3	2-1	7	3-2-2	0-0-1	0-0	9	9	2003	Quarterfinals	Won 1 games to 0
D.C. United	1	0-1	1	0-1-0	0-0-0	0-0	2	3	2004	MLS Cup '04	Lost MLS Cup '04
FC Dallas	1	1-0	3	2-1-0	0-0-0	1-0	6	6	1996	West Semifinals	Won 2 games to 1
Los Angeles	4	2-2	9	3-5-1	0-2-1	0-1	15	14	2004	Semifinals	Won 1 games to 0
Miami	1	0-1	3	1-2-0	0-0-0	0-0	4	4	2001	Quarterfinals	Lost 6 pts. to 3
San Jose	2	1-1	3	1-2-0	0-1-0	0-0	5	5	2004	Quarterfinals	Won Series Tie-Breaker
<b>TOTALS</b>	<b>13</b>	<b>7-6</b>	<b>27</b>	<b>11-13-3</b>	<b>0-3-2</b>	<b>1-1</b>	<b>42</b>	<b>41</b>			

### KANSAS CITY WIZARDS - ALL-TIME POSTSEASON RESULTS

DATE	OPPONENT	RESULT	ATT.	W-L-T	RD.	NOTES:
09/26/1996	Dallas	W 3-2	4,466	1-0-0	QTR	KC: Johnston (16) McKeon (79) Preki (89); DAL: Elliott (21) Ashton (25)
09/29/1996	at Dallas	L 1-2	10,125	1-1-0	QTR	KC: Preki (30); DAL: Kreis (5) Washington (32)
10/02/1996	at Dallas	W 3-2	9,802	2-1-0	QTR	KC: Chung (41) Takawira (62); DAL: Sanchez (27) Elliott (66)
10/10/1996	at Los Angeles	L 1-2	25,212	2-2-0	SEM	KC: Preki (52); LA: Armas (48) Vanney (57)
10/13/1996	Los Angeles	L 1-2	11,041	2-3-0	SEM	KC: Preki (69); LA: Vanney (76)
DATE	OPPONENT	RESULT	ATT.	W-L-T	RD.	NOTES:
10/04/1997	Colorado	L 0-3	10,174	0-1-0	QTR	COL: C. Henderson (25) Bravo (67) Paule (75)
10/08/1997	at Colorado	L 2-3	13,117	0-2-0	QTR	KC: Takawira (9) Preki (88); COL: Bravo (16,68) Harris (83)
DATE	OPPONENT	RESULT	ATT.	W-L-T	RD.	NOTES:
09/16/2000	Colorado	W 1-0	8,682	1-0-0	QTR	KC: Molnar (18)
09/20/2000	at Colorado	T 0-0 (OT)	8,789	1-0-1	QTR	
09/24/2000	Colorado	W 3-2	4,156	2-0-1	QTR	KC: Henderson (11) Molnar (65) Gomez (69); COL: Bravo (70,90)
09/29/2000	Los Angeles	T 0-0 (OT)	11,815	2-0-2	SEM	
10/03/2000	at Los Angeles	L 1-2 (OT)	20,849	2-1-2	SEM	KC: McKeon (29); LA: Jones (16) Califf (93)
10/06/2000	Los Angeles	W 2-0 (ST)	8,320	3-1-2	SEM	KC: Molnar (21,96)
10/15/2000	Chicago	W 1-0	39,159	4-1-2	FIN	KC: Molnar (11)
DATE	OPPONENT	RESULT	ATT.	W-L-T	RD.	NOTES:
09/22/2001	at Miami	L 0-2	6,281	0-1-0	QTR	MIA: Serna (28) Pineda Chacon (53)
09/26/2001	Miami	W 3-0	5,803	1-1-0	QTR	KC: Lowe (24) McKeon (31) Gomez (45)
09/29/2001	at Miami	L 1-2	8,119	1-2-0	QTR	KC: Lowe (13); MIA: Preki (14) Henderson (71)
DATE	OPPONENT	RESULT	ATT.	W-L-T	RD.	NOTES:
09/25/2002	at Los Angeles	L 2-3 (OT)	14,585	0-1-0	QTR	KC: Preki (25) Brown (70); LA: Ruiz (62,99) Jones (85)
09/28/2002	Los Angeles	W 4-1	9,484	1-1-0	QTR	KC: Simutenkov (19); Quill (37); Preki (70); Fabbro (73); LA: Albright (71)
10/02/2002	at Los Angeles	L 2-5	14,713	1-2-0	QTR	KC: Klein (47) Preki (72); LA: Ruiz (34,66) Jones (45,62) Tennyson (90)
DATE	OPPONENT	RESULT	ATT.	W-L-T	RD.	NOTES:
11/04/2003	at Colorado	T 1-1	6,434	0-0-1	QTR	KC: Harris (3); COL: Borchers (53)
11/08/2003	Colorado	W 2-0	10,712	1-0-1	QTR	KC: Simutenkov (45) Klein (63)
11/15/2003	at San Jose	L 2-3 (OT)	16,108	1-1-1	SEM	KC: Simutenkov (57) Klein (72); SJ: Lagos (61) Mullan (83) Donovan (117)
DATE	OPPONENT	RESULT	ATT.	W-L-T	RD.	NOTES:
10/24/2004	at San Jose	L 0-2	8,659	0-1-0	QTR	SJ: De Rosario (40) Waibel (52)
10/30/2004	San Jose	W 3-0	10,222	1-1-0	QTR	KC: Stephenson (26) own goal (48) Jewsbury (90)
11/05/2004	Los Angeles	W 2-0	11,931	2-1-0	SEM	KC: Arnaud (24,69)
11/14/2004	D.C. United	L 2-3	25,797	2-2-0	FIN	KC: Burciaga (6) Wolff (58); DC: Eskandarian (19,23) own goal (26)



## WCSF: CHIVAS v WIZARDS

### CHIVAS v WIZARDS – 2007 LEAGUE BOXSCORES

#### KANSAS CITY WIZARDS 3, CHIVAS USA 2

July 29, 2007 -- Arrowhead Stadium

##### Scoring Summary:

CHV--Bornstein 1 (Razov 5) 17  
KC--Zavagnin 3 (Victorine 6) 37  
KC--Arnaud 4 (unassisted) 53  
CHV--Cunliffe 1 (Kijestan 4) 55  
KC--Movsisyan 5 (Garcia 1) 89

The Wizards came back to claim a late 3-2 victory against Chivas USA in their first meeting this season, at Arrowhead Stadium. The visitors took the lead in the 17th minute when Ante Razov found Jonathan Bornstein cutting into the area from the left. Stopped momentarily by Jack Jewsbury and goalkeeper Kevin Hartman, well off his line, Bornstein reached behind himself as the ball popped up and hooked a shot underneath Hartman. Six minutes later the Wizards had a glorious chance to pull level when Davy Arnaud was tripped up driving into the box, but Brad Guzan saved Carlos Marinelli's penalty kick with ease. But the Wizards still drew level on 38 minutes through a stunning goal, a wicked strike by Kerry Zavagnin from all of 30 yards that whistled narrowly inside the angle of crossbar and post. Arnaud nosed Kansas City in front after the break when his freekick from the left flank skipped past a lunging Jimmy Conrad in the goalmouth and a static Guzan, finding its way inside the far side netting (53). But it took Chivas just two minutes to recover, as John Cunliffe took a pass in the penalty area and curled a left-footed effort around Hartman and into the back of the net. In the 89th minute, Yura Movsisyan gave the Wizards a fortunate winner. Retrieving a pass on the left, he was able to run at the Chivas defense before lashing a shot from the left corner of the box that took a slight deflection and looped over Guzan inside the far post.

WIZARDS (4-3-1-2): Kevin Hartman – Jack Jewsbury, Jimmy Conrad, Nick Garcia, Ryan Raybould (Yura Movsisyan 82) – Sasha Victorine (Ryan Pore 74), Kerry Zavagnin, Michael Harrington – Carlos Marinelli (Kurt Morsink 91+) – Eddie Johnson, Davy Arnaud. Substitutes Not Used: Michael Kraus, Eric Kronberg, Tyson Wahl, Lance Watson  
TOTAL SHOTS: 13 (Arnaud 3, Marinelli 3); SHOTS ON GOAL: 7 (Arnaud 3); FOULS: 15 (Marinelli 4); OFFSIDE: 2; CORNER KICKS: 4; SAVES: Hartman 3; CAUTIONS: Jewsbury 5, Marinelli 7; EJECTIONS: None.

CHIVAS USA (4-4-2): Brad Guzan – Alex Zoticna, Shavar Thomas, Claudio Suarez, Jonathan Bornstein – Sacha Kijestan, Jesse Marsch, Lawson Vaughn (Rodrigo Lopez 83), Francisco Mendoza – Laurent Merlin (John Cunliffe 46), Ante Razov. Substitutes Not Used: Preston Burpo, Jorge Flores, Anthony Hamilton, Jason Hernandez, Orlando Perez  
TOTAL SHOTS: 10 (Razov 3); SHOTS ON GOAL: 5 (5 tied with 1); FOULS: 18 (Suarez 3, Vaughn 3); OFFSIDE: 9; CORNER KICKS: 5; SAVES: Guzan 4; CAUTIONS: Vaughn 10, Thomas 4, Marsch 4, Suarez 9+; EJECTIONS: None.

Referee: Baldomero Toledo  
Referee's Assistants: Paul Scott, Corey Rockwell  
4th Official: Richard Heron.  
Attendance: 11,649.  
Temperature: 83 and Cloudy.

#### CHIVAS USA 2, KANSAS CITY WIZARDS 1

September 22, 2007 -- The Home Depot Center

##### Scoring Summary:

CHV--Razov 10 (Mendoza 4, Nunez 5) 69  
KC--Colombano 1 (unassisted) 72  
CHV--Razov 11 (Vaughn 2, Kijestan 10) 92+

Chivas USA clinched a place in the MLS Cup Playoffs for the second season running, getting an incredible stoppage-time winner from Ante Razov for a 2-1 win against the Kansas City Wizards on Sept. 22 at The Home Depot Center. After a taut opening half, Chivas took the lead in the 69th minute through Ante Razov. Freed on the left flank, Francisco Mendoza drove a low cross to the back post where Razov cruised in to side-foot the ball into the roof of the net. But it took the Wizards just three minutes to pull level. Eddie Johnson outran the Chivas defense into the penalty area and ripped a shot that was deflected by Brad Guzan, rattling the crossbar. The rebound fell to Eloy Colombano's feet, and the Argentinean put back the rebound for his first MLS goal. This time, however, the late heroics would belong to Chivas. Getting a pass beyond the right corner of the penalty area with acres of time and space, Razov calmly curled a perfect shot high inside the far upper corner beyond K.C. goalkeeper Kevin Hartman for the game-winner, his second of the night, 11th of the season, and 109th of his MLS league career, moving him past RSL head coach Jason Kreis for second all-time on the league's scoring list.

CHIVAS USA (4-4-2): Brad Guzan – Alex Zoticna (Ramon Nunez 59), Claudio Suarez, Shavar Thomas, Jonathan Bornstein – Sacha Kijestan, Paulo Nagamura, Lawson Vaughn, Francisco Mendoza – Maykel Galindo (Jason Hernandez 94+), Ante Razov. Substitutes Not Used: Preston Burpo, John Cunliffe, Jorge Flores, Laurent Merlin, Orlando Perez  
TOTAL SHOTS: 9 (Galindo 3, Razov 3); SHOTS ON GOAL: 4 (Razov 3); FOULS: 16 (Mendoza 5); OFFSIDE: 2; CORNER KICKS: 5; SAVES: Guzan 4; CAUTIONS: Kijestan 6, Vaughn 6, Nunez 8, Razov 9+; EJECTIONS: None.

WIZARDS (4-3-1-2): Kevin Hartman – Jack Jewsbury, Jimmy Conrad, Nick Garcia (Tyson Wahl 80), Jose Burciaga Jr. – Davy Arnaud, Kerry Zavagnin, Michael Harrington (Sasha Victorine 53) – Carlos Marinelli – Eddie Johnson, Ryan Pore (Eloy Colombano 27). Substitutes Not Used: Will John, Eric Kronberg, Ryan Raybould, Lance Watson  
TOTAL SHOTS: 12 (Johnson 4); SHOTS ON GOAL: 5 (Johnson 2); FOULS: 12 (4 tied with 2); OFFSIDE: 2; CORNER KICKS: 4; SAVES: Hartman 2; CAUTIONS: Colombano 7; EJECTIONS: None.

Referee: Shane Moody  
Referee's Assistants: David Bragg, Peter Balciunas  
4th Official: Brian Hall.  
Attendance: 13,214.  
Temperature: 68 and Cloudy.



## WCSF: CHIVAS v WIZARDS

### 2007 CHIVAS USA VS. KANSAS CITY WIZARDS (1-1-0)

UNF	POS	PLAYER	GP	GS	MIN	G	A	SHT	SOG	FC	FS	OFF	CK	C	E	CP
9	FWD	Ante Razov	2	2	180	2	1	6	4	2	4	3	1	1	0	0
13	DEF	Jonathan Bornstein	2	2	180	1	0	1	1	3	1	0	0	0	0	0
12	FWD	John Cunliffe	1	0	45	1	0	2	1	0	1	3	0	0	0	0
16	MID	Sacha Kljestan	2	2	180	0	2	2	1	5	5	1	5	1	0	0
6	MID	Francisco Mendoza	2	2	180	0	1	2	1	6	3	3	1	0	0	0
8	MID*	Ramon Nunez	1	0	31	0	1	0	0	1	1	0	0	1	0	0
25	DEF	Lawson Vaughn	2	2	173	0	1	0	0	4	2	0	0	2	0	0
11	FWD	Maykel Galindo	1	1	89	0	0	3	0	0	1	0	0	0	0	0
18	GK	Brad Guzan	2	2	180	0	0	0	0	0	1	0	0	0	0	0
21	DEF	Jason Hernandez	1	0	1	0	0	0	0	0	0	0	0	0	0	0
17	MID	Rodrigo Lopez	1	0	7	0	0	0	0	0	1	0	1	0	0	0
15	MID	Jesse Marsch	1	1	90	0	0	0	0	2	2	0	0	1	0	0
10	FWD	Laurent Merlin	1	1	45	0	0	1	0	2	0	1	0	0	0	0
26	MID*	Paulo Nagamura	1	1	90	0	0	0	0	0	1	0	2	0	0	0
2	DEF	Claudio Suarez	2	2	180	0	0	0	0	3	1	0	0	1	0	0
4	DEF*	Shavar Thomas	2	2	180	0	0	0	0	3	1	0	0	1	0	0
23	DEF	Alex Zotinca	2	2	149	0	0	2	1	3	1	0	0	0	0	0
-----																
		Team totals	2	2	180	4	6	19	9	34	27	11	10	8	0	0
		Opponent totals	2	2	180	4	2	25	12	27	34	4	8	3	0	0

GAME-WINNING GOALS: Ante Razov 1

GAME-WINNING ASSISTS: Lawson Vaughn 1, Sacha Kljestan 1

PENALTY KICK GOALS/ATTEMPTS: None

UNF	POS	GOALKEEPER	GP	GS	MIN	SHTS	SV	GA	GAA	PG	PA	W	L	T	SO	O'TIME
18	GK	Brad Guzan	2	2	180	12	8	4	2.00	0	1	1	1	0	0	0-0-0
-----																
		Team totals	2	2	180	12	8	4	2.00	0	1	1	1	0	0	0-0-0
		Opponent totals	2	2	180	9	5	4	2.00	0	0	1	1	0	0	0-0-0

### 2007 KANSAS CITY WIZARDS VS. CHIVAS USA (1-1-0)

UNF	POS	PLAYER	GP	GS	MIN	G	A	SHT	SOG	FC	FS	OFF	CK	C	E	CP
22	M/F	Davy Arnaud	2	2	180	1	0	4	4	2	6	1	3	0	0	0
16	M/F	Eloy Colombano	1	0	63	1	0	2	1	0	0	1	0	1	0	0
17	FWD*	Yura Movsisyan	1	0	8	1	0	2	1	0	0	0	0	0	0	0
5	MID	Kerry Zavagnin	2	2	180	1	0	1	1	1	1	0	0	0	0	0
3	DEF	Nick Garcia	2	2	170	0	1	0	0	2	1	0	0	0	0	0
9	MID	Sasha Victorine	2	1	111	0	1	1	0	2	2	0	1	0	0	0
6	DEF	Jose Burciaga Jr.	1	1	90	0	0	1	0	2	3	0	0	0	0	0
12	DEF	Jimmy Conrad	2	2	180	0	0	2	0	2	1	0	0	0	0	0
2	MID	Michael Harrington	2	2	143	0	0	1	0	4	2	0	0	0	0	0
1	GK	Kevin Hartman	2	2	180	0	0	0	0	0	0	0	0	0	0	0
14	DEF	Jack Jewsbury	2	2	180	0	0	2	0	3	5	0	0	1	0	0
7	FWD	Eddie Johnson	2	2	180	0	0	4	2	0	6	2	0	0	0	0
10	MID	Carlos Marinelli	2	2	179	0	0	4	3	6	6	0	4	1	0	0
11	MID	Kurt Morsink	1	0	1	0	0	0	0	0	0	0	0	0	0	0
29	FWD	Ryan Pore	2	1	43	0	0	1	0	2	1	0	0	0	0	0
26	D/M	Ryan Raybould	1	1	82	0	0	0	0	1	0	0	0	0	0	0
20	DEF	Tyson Wahl	1	0	10	0	0	0	0	0	0	0	0	0	0	0
-----																
		Team totals	2	2	180	4	2	25	12	27	34	4	8	3	0	0
		Opponent totals	2	2	180	4	6	19	9	34	27	11	10	8	0	0

GAME-WINNING GOALS: Yura Movsisyan 1

GAME-WINNING ASSISTS: Nick Garcia 1

PENALTY KICK GOALS/ATTEMPTS: Carlos Marinelli 0-1

UNF	POS	GOALKEEPER	GP	GS	MIN	SHTS	SV	GA	GAA	PG	PA	W	L	T	SO	O'TIME
1	GK	Kevin Hartman	2	2	180	9	5	4	2.00	0	0	1	1	0	0	0-0-0
-----																
		Team totals	2	2	180	9	5	4	2.00	0	0	1	1	0	0	0-0-0
		Opponent totals	2	2	180	12	8	4	2.00	0	1	1	1	0	0	0-0-0



## WCSF: CHIVAS v WIZARDS

### CHIVAS USA 2007 SCHEDULE - REGULAR SEASON TOTALS

DAY	DATE	OPPONENT	RESULT	ATT.	W-L-T	POS.	PTS	NOTES:
Sat.	Apr. 7	Toronto FC	W 2-0	14,351	1-0-0	T1	3	CHV: Razov (35) Kljestan (88)
Sat.	Apr. 14	at Houston	L 0-1	16,519	1-1-0	T3	3	HOU: Ching (64)
Sat.	Apr. 21	Real Salt Lake	W 4-0	11,253	2-1-0	1	6	CHV: Galindo (1,9) Razov (43) Taylor (89)
Sat.	Apr. 28	at Los Angeles	L 1-3	27,000	2-2-0	2	6	CHV: Suarez (63); LA: Donovan (8) Harmse (17) Jones (78)
Sun.	May 6	at D.C. United	L 1-2	14,267	2-3-0	5	6	CHV: Galindo (73); DC: Gomez (48) Moreno (65)
Sat.	May 12	at Columbus	T 1-1	12,545	2-3-1	T3	7	CHV: Razov (2); CLB: Grabavoy (18)
Sun.	May 20	Los Angeles	T 1-1	27,000	2-3-2	3	8	CHV: Galindo (35); LA: Donovan (50)
Sat.	May 26	FC Dallas	W 2-0	8,756	3-3-2	3	11	CHV: Galindo (50) Razov (90)
Sat.	June 9	at Chicago	W 1-0	20,407	4-3-2	3	14	CHV: Nagamura (79)
Sat.	June 16	Colorado	W 2-0	10,490	5-3-2	2	17	CHV: own goal (49) Galindo (63)
Thu.	June 21	at Houston	L 0-4	14,184	5-4-2	3	17	HOU: Mullan (5) Davis (55,70,75)
Sat.	June 30	New England	W 2-0	9,028	6-4-2	3	20	CHV: Marsch (60) Galindo (89)
Wed.	July 4	at FC Dallas	L 0-2	15,773	6-5-2	3	20	DAL: Nunez (41) Oduro (86)
Sat.	July 7	at New England	T 1-1	13,266	6-5-3	3	21	CHV: Suarez (4); NE: Dorman (64)
Sat.	July 14	Columbus	W 2-1	10,214	7-5-3	3	24	CHV: Razov (19) own goal (69); CLB: Miglioranzi (23)
Thu.	July 26	at New York	W 2-0	10,732	8-5-3	3	27	CHV: Razov (38) Kljestan (87)
Sun.	July 29	at Kansas City	L 2-3	11,649	8-6-3	3	27	CHV: Bornstein (17) Cunliffe (55); KC: Zavagnin (37) Arnaud (53) Movsisyan (89)
Sat.	Aug. 18	at Toronto FC	W 2-0	20,178	9-6-3	0	30	CHV: Galindo (57) Kljestan (88)
Thu.	Aug. 23	at Los Angeles	W 3-0	27,000	10-6-3	0	33	CHV: Galindo (58,69) Mendoza (88)
Sun.	Aug. 26	Real Salt Lake	W 1-0	11,217	11-6-3	T2	36	CHV: Marsch (31)
Thu.	Sept. 6	D.C. United	T 2-2	9,306	11-6-4	2	37	CHV: Razov (31) Vaughn (60); DC: Emilio (3,26)
Sun.	Sept. 9	New York	W 3-0	10,292	12-6-4	2	40	CHV: Galindo (4,58) Razov (70)
Thu.	Sept. 13	Los Angeles	W 3-0	23,328	13-6-4	1	43	CHV: Razov (23) Mendoza (88) Merlin (90)
Sun.	Sept. 16	at Colorado	T 1-1	14,503	13-6-5	2	44	CHV: Kljestan (13); COL: Clark (76)
Sat.	Sept. 22	Kansas City	W 2-1	13,214	14-6-5	1	47	CHV: Razov (69,90); KC: Colombano (72)
Sat.	Sept. 29	Chicago	T 1-1	27,000	14-6-6	1	48	CHV: Suarez (82); CHI: Blanco (24)
Sat.	Oct. 6	at Real Salt Lake	W 3-2	12,111	15-6-6	1	51	CHV: Cunliffe (22,54) Nagamura (58); RSL: C. Brown (52) Findley (63)
Thu.	Oct. 11	at FC Dallas	T 0-0	9,454	15-6-7	1	52	
Sun.	Oct. 14	Colorado	L 1-2	12,276	15-7-7	1	52	CHV: Perez (78); COL: Ihemelu (64) Cummings (90)
Sat.	Oct. 20	Houston	T 0-0	16,853	15-7-8	1	53	

### KANSAS CITY WIZARDS 2007 SCHEDULE - REGULAR SEASON TOTALS

DAY	DATE	OPPONENT	RESULT	ATT.	W-L-T	POS.	PTS	NOTES:
Sat.	Apr. 14	at D.C. United	W 4-2	22,358	1-0-0	T1	3	KC: Harrington (3) Victorine (8) Johnson (45) Sealy (54); DC: Emilio (11) Gomez (34)
Sat.	Apr. 21	at Chicago	L 1-2	11,717	1-1-0	T4	3	KC: Marinelli (90); CHI: Barrett (36) Rolfe (73)
Wed.	Apr. 25	Toronto FC	W 3-0	7,438	2-1-0	3	6	KC: Johnson (5) Zavagnin (55) Movsisyan (70)
Sat.	Apr. 28	at Toronto FC	W 1-0	20,148	3-1-0	3	9	KC: Johnson (81)
Sat.	May 5	Columbus	W 1-0	7,426	4-1-0	T2	12	KC: Burciaga (90)
Sat.	May 12	FC Dallas	L 1-2	10,141	4-2-0	2	12	KC: Harrington (90); DAL: Cooper (19) Toja (45)
Sat.	May 19	at Colorado	T 1-1	14,577	4-2-1	3	13	KC: Arnaud (58); COL: Kirovski (45)
Sat.	May 26	at New England	W 4-3	13,156	5-2-1	2	16	KC: Arnaud (25) Johnson (26,38,82); NE: Ralston (11) Twellman (23) Joseph (69)
Sat.	June 2	New York	W 3-2	13,875	6-2-1	1	19	KC: Johnson (46,59,85); NY: Angel (8) Kovalenko (88)
Sat.	June 16	at New York	T 3-3	15,546	6-2-2	2	20	KC: Zavagnin (43) Movsisyan (70,79); NY: Angel (6,90) Mathis (15)
Wed.	June 20	at Columbus	L 1-2	10,254	6-3-2	T1	20	KC: Jewsbury (90); CLB: Gaven (56) Miglioranzi (61)
Sun.	June 24	Houston	L 0-1	8,091	6-4-2	3	20	HOU: Ianni (81)
Sun.	July 1	Toronto FC	T 1-1	9,485	6-4-3	T2	21	KC: Harrington (18); TOR: Dichio (46)
Wed.	July 4	D.C. United	L 0-1	7,872	6-5-3	T3	21	DC: Emilio (44)
Sat.	July 7	at Los Angeles	T 2-2	22,637	6-5-4	T3	22	KC: Movsisyan (47) Arnaud (51); LA: Jones (61,75)
Sat.	July 14	Real Salt Lake	W 1-0	11,766	7-5-4	2	25	KC: Johnson (19)
Sun.	July 22	Colorado	T 2-2	7,101	7-5-5	3	26	KC: Johnson (24,43); COL: Kirovski (42) Erpen (77)
Sun.	July 29	Chivas USA	W 3-2	11,649	8-5-5	2	29	KC: Zavagnin (37) Arnaud (53) Movsisyan (89); CHV: Bornstein (17) Cunliffe (55)
Thu.	Aug. 2	at New England	L 0-2	12,915	8-6-5	2	29	NE: Noonan (55) Cristman (90)
Sun.	Aug. 19	New England	L 0-1	9,035	8-7-5	4	29	NE: Twellman (72)
Wed.	Aug. 22	Chicago	W 3-2	12,468	9-7-5	4	32	KC: Victorine (54) Sealy (68) Burciaga (82); CHI: Barrett (45) Robinson (83)
Sat.	Aug. 25	at Chicago	L 0-2	18,453	9-8-5	4	32	CHI: Blanco (44) Carr (86)
Wed.	Aug. 29	at Real Salt Lake	L 1-3	11,721	9-9-5	0	32	KC: Johnson (69); RSL: Mantilla (1) Espindola (42) Williams (85)
Sat.	Sept. 1	at Houston	T 1-1	13,530	9-9-6	4	33	KC: Johnson (45); HOU: Ngwenya (69)
Sat.	Sept. 15	Columbus	W 3-2	10,217	10-9-6	4	36	KC: Sealy (31,90) Johnson (90); CLB: Moreno (65) Herron (67)
Sat.	Sept. 22	at Chivas USA	L 1-2	13,214	10-10-6	4	36	KC: Colombano (72); CHV: Razov (69,90)
Thu.	Sept. 27	Los Angeles	L 0-1	32,867	10-11-6	4	36	LA: Ginton (80)
Fri.	Oct. 5	D.C. United	T 1-1	14,353	10-11-7	4	37	KC: Sealy (44); DC: Gomez (56)
Sat.	Oct. 13	at New York	L 1-2	20,083	10-12-7	T4	37	KC: Jewsbury (21); NY: Angel (19,24)
Sat.	Oct. 20	at FC Dallas	W 2-0	20,500	11-12-7	4	40	KC: Sealy (39,55)





## WCSF: CHIVAS v WIZARDS

### CHIVAS USA CAREER STATISTICS VS. KANSAS CITY WIZARDS (1-3-2)

PLAYER	GP	GS	MIN	G	A	SHT
Ante Razov	3	3	270	2	1	14
Jonathan Bornstein	4	4	360	2	0	6
John Cunliffe	1	0	45	1	0	2
Ramon Ramirez	2	2	180	1	0	1
Claudio Suarez	4	4	360	1	0	2
Sacha Kljestan	4	4	345	0	3	2
Francisco Mendoza	5	4	383	0	2	4
Ramon Nunez	1	0	31	0	1	0
Lawson Vaughn	3	3	263	0	1	0
Esteban Arias	1	1	79	0	0	0
Armando Begines	2	2	180	0	0	0
Preston Burpo	1	1	90	0	0	0
Hector Cuadros	2	2	180	0	0	1
Maykel Galindo	1	1	89	0	0	3
Juan Pablo Garcia	2	2	135	0	0	3
Francisco Gomez	2	1	129	0	0	3
Brad Guzan	4	4	360	0	0	0
Drew Helm	1	0	18	0	0	1
Ezra Hendrickson	2	2	180	0	0	5
Jason Hernandez	3	2	181	0	0	0
Alfonso Loera	1	1	90	0	0	1
Rodrigo Lopez	2	0	16	0	0	0
Jesse Marsch	2	2	180	0	0	0
Antonio Martinez	2	0	77	0	0	2
Thiago Martins	2	2	180	0	0	2
Laurent Merlin	1	1	45	0	0	1
Jesus Morales	1	0	45	0	0	1
Paulo Nagamura	1	1	90	0	0	0
Orlando Perez	4	4	283	0	0	1
Tim Regan	1	1	90	0	0	0
Isaac Romo	1	1	83	0	0	2
Douglas Sequeira	1	1	90	0	0	1
Ryan Suarez	2	2	118	0	0	0
Matt Taylor	4	3	250	0	0	2
Shavar Thomas	2	2	180	0	0	0
Arturo Torres	1	0	11	0	0	0
Brent Whitfield	1	0	15	0	0	0
Alex Zotınca	2	2	149	0	0	2
Martin Zuniga	1	1	90	0	0	0
Team totals	6	6	540	7	8	62
Opponent totals	6	6	540	11	7	72

GOALKEEPER	GP	MIN	SHTS	SV	GAA	PG
Preston Burpo	1	90	5	4	1.00	0
Martin Zuniga	1	90	2	1	1.00	0
Brad Guzan	4	360	24	15	2.25	1
-----						
Team totals	6	540	31	20	1.83	1
Opponent totals	6	540	29	22	1.17	1

### CURRENT CHIVAS USA PLAYERS CAREER STATISTICS VS. KANSAS CITY WIZARDS (1-3-2)

PLAYER	GP	GS	MIN	G	A	SHT
Ante Razov	20	17	1572	12	7	67
Jonathan Bornstein	4	4	360	2	0	6
Jesse Marsch	24	18	1692	1	5	14
Ramon Nunez	7	3	298	1	2	11
John Cunliffe	1	0	45	1	0	2
Orlando Perez	15	11	942	1	0	6
Claudio Suarez	4	4	360	1	0	2
Sacha Kljestan	4	4	345	0	3	2
Francisco Mendoza	5	4	383	0	2	4
Lawson Vaughn	3	3	263	0	1	0
Preston Burpo	1	1	90	0	0	0
Maykel Galindo	1	1	89	0	0	3
Brad Guzan	4	4	360	0	0	0
Jason Hernandez	3	2	181	0	0	0
Carlos Llamosa	11	11	931	0	0	4
Rodrigo Lopez	2	0	16	0	0	0
Laurent Merlin	1	1	45	0	0	1
Paulo Nagamura	6	6	486	0	0	2
Shavar Thomas	4	4	360	0	0	0
Alex Zotınca	2	2	149	0	0	2
Team totals	6	6	540	7	8	62
Opponent totals	6	6	540	11	7	72

GOALKEEPER	GP	MIN	SHTS	SV	GAA	PG
Preston Burpo	1	90	5	4	1.00	0
Brad Guzan	4	360	24	15	2.25	1
-----						
Team totals	6	540	31	20	1.83	1
Opponent totals	6	540	29	22	1.17	1



## WCSF: CHIVAS v WIZARDS

### KANSAS CITY WIZARDS CAREER STATISTICS VS. CHIVAS USA (3-1-2)

PLAYER	GP	GS	MIN	G	A	SHT
Jose Burciaga Jr.	5	5	421	3	1	5
Davy Arnaud	6	5	445	2	0	8
Sasha Victorine	6	5	471	1	2	4
Kerry Zavagnin	5	4	369	1	1	1
Eloy Colombano	1	0	63	1	0	2
Jimmy Conrad	5	5	450	1	0	4
Yura Movsisyan	2	0	27	1	0	4
Dave van den Bergh	2	2	168	1	0	3
Nick Garcia	6	6	530	0	1	1
Diego Gutierrez	2	2	180	0	1	2
Chris Klein	2	2	180	0	1	8
Justin Dettler	1	0	18	0	0	0
Matt Groenwald	1	1	73	0	0	0
Michael Harrington	2	2	143	0	0	1
Kevin Hartman	2	2	180	0	0	0
Jack Jewsbury	6	3	328	0	0	4
Eddie Johnson	3	3	270	0	0	7
Carlos Marinelli	2	2	179	0	0	4
Kurt Morsink	1	0	1	0	0	0
Bo Oshoniyi	4	4	360	0	0	0
Ryan Pore	3	1	61	0	0	1
Ryan Raybould	2	2	172	0	0	1
Brian Roberts	2	0	8	0	0	1
Scott Sealy	4	4	298	0	0	6
Shavar Thomas	3	3	269	0	0	0
Tyson Wahl	1	0	10	0	0	0
Lance Watson	1	0	17	0	0	0
Josh Wolff	2	2	159	0	0	5
Alex Zotinca	1	1	90	0	0	0
Team totals	6	6	540	11	7	72
Opponent totals	6	6	540	7	8	62

GOALKEEPER	GP	MIN	SHTS	SV	GAA	PG
Bo Oshoniyi	4	360	20	17	0.75	1
Kevin Hartman	2	180	9	5	2.00	0
-----						
Team totals	6	540	29	22	1.17	1
Opponent totals	6	540	31	20	1.83	1

### CURRENT KANSAS CITY WIZARDS PLAYERS CAREER STATISTICS VS. CHIVAS USA (3-1-2)

PLAYER	GP	GS	MIN	G	A	SHT
Jose Burciaga Jr.	5	5	421	3	1	5
Eddie Johnson	6	6	525	2	1	15
Davy Arnaud	6	5	445	2	0	8
Sasha Victorine	6	5	471	1	2	4
Kerry Zavagnin	5	4	369	1	1	1
Eloy Colombano	1	0	63	1	0	2
Jimmy Conrad	5	5	450	1	0	4
Nick Garcia	6	6	530	0	1	1
Michael Harrington	2	2	143	0	0	1
Kevin Hartman	10	10	900	0	0	0
Jack Jewsbury	6	3	328	0	0	4
Amir Lowery	1	0	1	0	0	0
Carlos Marinelli	2	2	179	0	0	4
Kurt Morsink	1	0	1	0	0	0
Ryan Pore	3	1	61	0	0	1
Ryan Raybould	2	2	172	0	0	1
Scott Sealy	4	4	298	0	0	6
Tyson Wahl	1	0	10	0	0	0
Lance Watson	1	0	17	0	0	0
Team totals	6	6	540	11	7	72
Opponent totals	6	6	540	7	8	62

GOALKEEPER	GP	MIN	SHTS	SV	GAA	PG
Kevin Hartman	10	900	39	31	0.80	0
-----						
Team totals	6	540	29	22	1.17	1
Opponent totals	6	540	31	20	1.83	1



## WCSF: CHIVAS v WIZARDS

### CHIVAS USA INDIVIDUAL HIGH GAMES (2007)

<b>Goals</b>			
2	Maykel Galindo	04/21/2007	vs. RSL W 4-0
2	Maykel Galindo	08/23/2007	at LA W 3-0
2	Maykel Galindo	09/09/2007	vs. NY W 3-0
2	Ante Razov	09/22/2007	vs. KC W 2-1
2	John Cunliffe	10/06/2007	at RSL W 3-2
<b>Assists</b>			
2	Alex Zotinca	04/21/2007	vs. RSL W 4-0
2	Sacha Kljestan	08/23/2007	at LA W 3-0
2	Ante Razov	09/09/2007	vs. NY W 3-0
2	Sacha Kljestan	10/06/2007	at RSL W 3-2
<b>Shots</b>			
6	Ante Razov	04/07/2007	vs. TOR W 2-0
6	Ante Razov	05/12/2007	at CLB T 1-1
6	Ante Razov	08/18/2007	at TOR W 2-0
<b>Shots on Goal</b>			
4	Ante Razov	04/07/2007	vs. TOR W 2-0
<b>Fouls Committed</b>			
6	3 times		
<b>Fouls Suffered</b>			
7	Maykel Galindo	09/29/2007	vs. CHI T 1-1
<b>Offside</b>			
4	Ante Razov	08/18/2007	at TOR W 2-0
4	Ante Razov	09/06/2007	vs. DC T 2-2
<b>Saves</b>			
8	Preston Burpo	07/07/2007	at NE T 1-1
<b>Shots Faced</b>			
11	Brad Guzan	06/21/2007	at HOU L 0-4
<b>Goals Allowed</b>			
4	Brad Guzan	06/21/2007	at HOU L 0-4

### KANSAS CITY WIZARDS INDIVIDUAL HIGH GAMES (2007)

<b>Goals</b>			
3	Eddie Johnson	05/26/2007	at NE W 4-3
3	Eddie Johnson	06/02/2007	vs. NY W 3-2
<b>Assists</b>			
2	Eddie Johnson	04/14/2007	at DC W 4-2
2	Jose Burciaga Jr.	08/22/2007	vs. CHI W 3-2
2	Davy Arnaud	10/20/2007	at DAL W 2-0
<b>Shots</b>			
7	Eddie Johnson	06/02/2007	vs. NY W 3-2
7	Yura Movsisyan	07/01/2007	vs. TOR T 1-1
<b>Shots on Goal</b>			
6	Eddie Johnson	06/02/2007	vs. NY W 3-2
<b>Fouls Committed</b>			
5	5 times		
<b>Fouls Suffered</b>			
7	Scott Sealy	09/15/2007	vs. CLB W 3-2
<b>Offside</b>			
6	Eddie Johnson	04/25/2007	vs. TOR W 3-0
<b>Saves</b>			
8	Kevin Hartman	08/02/2007	at NE L 0-2
<b>Shots Faced</b>			
10	Kevin Hartman	08/02/2007	at NE L 0-2
10	Kevin Hartman	08/29/2007	at RSL L 1-3
<b>Goals Allowed</b>			
3	Kevin Hartman	05/26/2007	at NE W 4-3
3	Kevin Hartman	06/16/2007	at NY T 3-3
3	Kevin Hartman	08/29/2007	at RSL L 1-3

### TEAM HIGH GAMES (2007)

<b>Goals</b>			
4	04/21/2007	vs. RSL	W 4-0
<b>Assists</b>			
5	04/21/2007	vs. RSL	W 4-0
<b>Shots</b>			
22	10/14/2007	vs. COL	L 1-2
<b>Shots on Goal</b>			
12	04/07/2007	vs. TOR	W 2-0
<b>Fouls Committed</b>			
25	10/14/2007	vs. COL	L 1-2
<b>Fouls Suffered</b>			
24	09/29/2007	vs. CHI	T 1-1
<b>Corner Kicks</b>			
13	10/14/2007	vs. COL	L 1-2
<b>Offside</b>			
7	04/07/2007	vs. TOR	W 2-0
<b>Saves</b>			
8	07/07/2007	at NE	T 1-1
<b>Shots Faced</b>			
11	06/21/2007	at HOU	L 0-4
<b>Goals Allowed</b>			
4	06/21/2007	at HOU	L 0-4

### TEAM HIGH GAMES (2007)

<b>Goals</b>			
4	04/14/2007	at DC	W 4-2
4	05/26/2007	at NE	W 4-3
<b>Assists</b>			
5	08/22/2007	vs. CHI	W 3-2
<b>Shots</b>			
25	07/01/2007	vs. TOR	T 1-1
<b>Shots on Goal</b>			
12	09/15/2007	vs. CLB	W 3-2
<b>Fouls Committed</b>			
20	08/25/2007	at CHI	L 0-2
<b>Fouls Suffered</b>			
27	04/28/2007	at TOR	W 1-0
<b>Corner Kicks</b>			
10	06/20/2007	at CLB	L 1-2
10	08/02/2007	at NE	L 0-2
<b>Offside</b>			
8	06/02/2007	vs. NY	W 3-2
8	07/22/2007	vs. COL	T 2-2
8	08/19/2007	vs. NE	L 0-1
<b>Saves</b>			
8	08/02/2007	at NE	L 0-2
<b>Shots Faced</b>			
10	08/02/2007	at NE	L 0-2
10	08/29/2007	at RSL	L 1-3
<b>Goals Allowed</b>			
3	05/26/2007	at NE	W 4-3
3	06/16/2007	at NY	T 3-3
3	08/29/2007	at RSL	L 1-3

### TEAM LOW GAMES (2007)

<b>Shots</b>			
6	07/26/2007	at NY	W 2-0
<b>Shots on Goal</b>			
1	10/11/2007	at DAL	T 0-0
<b>Fouls Committed</b>			
7	09/06/2007	vs. DC	T 2-2
<b>Fouls Suffered</b>			
6	10/06/2007	at RSL	W 3-2
<b>Corner Kicks</b>			
0	08/18/2007	at TOR	W 2-0
0	09/09/2007	vs. NY	W 3-0
0	09/16/2007	at COL	T 1-1
<b>Offside</b>			
0	06/21/2007	at HOU	L 0-4
<b>Saves</b>			
1	06/09/2007	at CHI	W 1-0
1	08/23/2007	at LA	W 3-0
1	08/26/2007	vs. RSL	W 1-0
1	09/13/2007	vs. LA	W 3-0
1	09/29/2007	vs. CHI	T 1-1
1	10/14/2007	vs. COL	L 1-2
1	10/20/2007	vs. HOU	T 0-0
<b>Shots Faced</b>			
1	06/09/2007	at CHI	W 1-0
1	08/26/2007	vs. RSL	W 1-0
1	10/20/2007	vs. HOU	T 0-0

### TEAM LOW GAMES (2007)

<b>Shots</b>			
6	08/19/2007	vs. NE	L 0-1
<b>Shots on Goal</b>			
1	08/19/2007	vs. NE	L 0-1
<b>Fouls Committed</b>			
9	05/19/2007	at COL	T 1-1
9	09/27/2007	vs. LA	L 0-1
9	10/05/2007	vs. DC	T 1-1
<b>Fouls Suffered</b>			
6	09/27/2007	vs. LA	L 0-1
<b>Corner Kicks</b>			
2	05/19/2007	at COL	T 1-1
2	07/22/2007	vs. COL	T 2-2
2	10/05/2007	vs. DC	T 1-1
<b>Offside</b>			
0	05/12/2007	vs. DAL	L 1-2
0	07/07/2007	at LA	T 2-2
<b>Saves</b>			
0	09/27/2007	vs. LA	L 0-1
<b>Shots Faced</b>			
1	09/27/2007	vs. LA	L 0-1



## WCSF: CHIVAS v WIZARDS

### CHIVAS USA INDIVIDUAL POSTSEASON HIGH GAMES (2006)

Goals  
 1 Juan Francisco Palencia 10/22/2006 vs. HOU W 2-1  
 1 Ante Razov 10/22/2006 vs. HOU W 2-1

Assists  
 1 Sacha Kljestan 10/22/2006 vs. HOU W 2-1

Shots  
 3 Juan Francisco Palencia 10/22/2006 vs. HOU W 2-1

Shots on Goal  
 2 Juan Francisco Palencia 10/22/2006 vs. HOU W 2-1

Fouls Committed  
 6 Sacha Kljestan 10/29/2006 at HOU L 0-2

Fouls Suffered  
 3 Juan Francisco Palencia 10/29/2006 at HOU L 0-2

Offside  
 1 Jonathan Bornstein 10/29/2006 at HOU L 0-2

Saves  
 9 Brad Guzan 10/22/2006 vs. HOU W 2-1

Shots Faced  
 10 Brad Guzan 10/22/2006 vs. HOU W 2-1

Goals Allowed  
 2 Brad Guzan 10/29/2006 at HOU L 0-2

### TEAM POSTSEASON HIGH GAMES (2006)

Goals  
 2 10/22/2006 vs. HOU W 2-1

Assists  
 1 10/22/2006 vs. HOU W 2-1

Shots  
 9 10/22/2006 vs. HOU W 2-1

Shots on Goal  
 4 10/22/2006 vs. HOU W 2-1

Fouls Committed  
 23 10/22/2006 vs. HOU W 2-1

Fouls Suffered  
 15 10/29/2006 at HOU L 0-2

Corner Kicks  
 3 10/22/2006 vs. HOU W 2-1

Offside  
 1 10/29/2006 at HOU L 0-2

Saves  
 9 10/22/2006 vs. HOU W 2-1

Shots Faced  
 10 10/22/2006 vs. HOU W 2-1

Goals Allowed  
 2 10/29/2006 at HOU L 0-2

### TEAM POSTSEASON LOW GAMES (2006)

Shots  
 2 10/29/2006 at HOU L 0-2

Shots on Goal  
 1 10/29/2006 at HOU L 0-2

Fouls Committed  
 21 10/29/2006 at HOU L 0-2

Fouls Suffered  
 9 10/22/2006 vs. HOU W 2-1

Corner Kicks  
 1 10/29/2006 at HOU L 0-2

Offside  
 0 10/22/2006 vs. HOU W 2-1

Saves  
 2 10/29/2006 at HOU L 0-2

Shots Faced  
 4 10/29/2006 at HOU L 0-2

### KANSAS CITY WIZARDS INDIVIDUAL POSTSEASON HIGH GAMES (1996-2006)

Goals  
 2 Miklos Molnar 10/06/2000 vs. LA W 2-0  
 2 Davy Arnaud 11/05/2004 vs. LA W 2-0

Assists  
 1 39 times

Shots  
 10 Onandi Lowe 09/29/2001 at MIA L 1-2

Shots on Goal  
 5 Vitalis Takawira 09/26/1996 vs. DAL W 3-2  
 5 Preki 10/08/1997 at COL L 2-3  
 5 Miklos Molnar 09/24/2000 vs. COL W 3-2

Fouls Committed  
 6 Mo Johnston 09/16/2000 vs. COL W 1-0  
 6 Chris Henderson 10/06/2000 vs. LA W 2-0  
 6 Diego Gutierrez 09/28/2002 vs. LA W 4-1

Fouls Suffered  
 8 Vitalis Takawira 10/02/1996 at DAL W 2-2

Offside  
 3 Onandi Lowe 09/22/2001 at MIA L 0-2

Saves  
 10 Tony Meola 10/15/2000 vs. CHI W 1-0

Shots Faced  
 10 Mike Ammann 10/08/1997 at COL L 2-3  
 10 Tony Meola 10/15/2000 vs. CHI W 1-0  
 10 Tony Meola 09/25/2002 at LA L 2-3

Goals Allowed  
 5 Tony Meola 10/02/2002 at LA L 2-5

### TEAM POSTSEASON HIGH GAMES (1996-2006)

Goals  
 4 09/28/2002 vs. LA W 4-1

Assists  
 4 09/28/2002 vs. LA W 4-1  
 4 10/30/2004 vs. SJ W 3-0

Shots  
 21 09/29/2001 at MIA L 1-2

Shots on Goal  
 15 09/26/1996 vs. DAL W 3-2

Fouls Committed  
 27 10/06/2000 vs. LA W 2-0

Fouls Suffered  
 26 10/02/2002 at LA L 2-5

Corner Kicks  
 10 09/29/2000 vs. LA T 0-0

Offside  
 5 10/08/1997 at COL L 2-3  
 5 10/15/2000 vs. CHI W 1-0

Saves  
 10 10/15/2000 vs. CHI W 1-0

Shots Faced  
 10 10/08/1997 at COL L 2-3  
 10 10/15/2000 vs. CHI W 1-0  
 10 09/25/2002 at LA L 2-3

Goals Allowed  
 5 10/02/2002 at LA L 2-5

### TEAM POSTSEASON LOW GAMES (1996-2006)

Shots  
 5 10/24/2004 at SJ L 0-2

Shots on Goal  
 2 09/22/2001 at MIA L 0-2  
 2 10/24/2004 at SJ L 0-2

Fouls Committed  
 8 10/03/2000 at LA L 1-2


Fouls Suffered  
 7 09/26/2001 vs. MIA W 3-0

Corner Kicks  
 2 09/16/2000 vs. COL W 1-0  
 2 10/15/2000 vs. CHI W 1-0  
 2 09/22/2001 at MIA L 0-2  
 2 11/15/2003 at SJ L 2-3

Offside  
 0 10/03/2000 at LA L 1-2  
 0 09/25/2002 at LA L 2-3

Saves  
 1 09/29/2000 vs. LA T 0-0  
 1 09/29/2001 at MIA L 1-2

Shots Faced  
 1 09/29/2000 vs. LA T 0-0



## TACTICS

Preki has not deviated from his 4-4-2 setup for the length of the season, with Paulo Nagamura and Jesse Marsch forming a solid central midfield axis and Sacha Kljestan and Francisco Mendoza providing the attacking prompting from a slightly wider starting point. The big question will come in attack, in who will partner Maykel Galindo with Ante Razov out to a knee injury. Since the injury, rookie John Cunliffe has been given the nod, but Laurent Merlin or Ramon Nunez could also be selected. The back four is set, though with Lawson Vaughn suspended for the playoff opener, veteran Alex Zotinca should fill the right back spot. Jason Hernandez provides cover in central defense; Vaughn could also move into a central midfield slot.

## HOW THEY QUALIFIED

Chivas USA finished atop the Western Conference for the first time in the three-year club history, with 53 points from their 30 matches, just two behind D.C. United for the best record in the league. When Chivas moved into first place on Sept. 13, it was the latest they had ever been in the conference lead; they moved there to stay one week later.

## STADIUM

**The Home Depot Center** (capacity:27,000)

Until a loss to Colorado in their next-to-last home game, Chivas were bidding to become just the second team in league history to go through a league campaign unbeaten at home. Chivas ended with 34 points from their 15 home matches, scoring 28 goals (fourth-most) but allowing just an astonishing eight goals. The San Jose Earthquakes allowed 14 goals at home when they became the only team to go unbeaten at home, in 2005. Chivas USA did suffer one other loss on Victoria Street -- a 3-0 loss to the LA Galaxy on April 28, in what was considered a Galaxy home game.

## ATTACK

Chivas USA scored 46 goals in their 30 matches, the fourth-best attacking total in the league. Chivas were shut out just four times over the course of the season, but two of those came in the final three games of the year (both scoreless draw). The Red-and-White scored more than three goals just five times -- though four of those came over the final half of the season.

## DEFENSE

Chivas allowed just 28 goals in 30 games -- which would have been the best defensive record in league history, if it weren't for the performance of Houston Dynamo. The 28 goals are the second-fewest conceded over a single season (behind Houston's 23 this year); their goals-against-average of 0.93 is the fourth-best in league annals. Brad Guzan led MLS with 13 shutouts, the second-highest single season total in 12 MLS seasons.

## CURRENT FORM

Chivas USA enter the MLS Cup Playoffs with two draws (both goalless) and a loss in their final three games. The 2-1 loss to Colorado on Oct. 14 put to an end a 11-game unbeaten streak, their last previous loss coming on July 29 to Kansas City.

## COACH

**Preki.** The one-time left-footed legend took over this season after Bob Bradley went to become head coach of the U.S. national team. Still third all-time in career assists in MLS (and ninth in goals), he was also the only two-time winner of league MVP honors (1997, 2003), a two-time scoring champion and four-time Best XI selection.

## KEY ADDITIONS THIS SEASON

**Maykel Galindo**, a one-time Cuban defector, came from the Seattle Sounders of the USL and formed a quality partnership with Ante Razov. **Paulo Nagamura** was acquired from Toronto FC during the campaign, while **Shavar Thomas** was picked from the LA Galaxy, and both are now starters. Rookie **John Cunliffe** (No. 7 overall selection) will likely get his chance during the playoffs, as could **Ramon Nunez**, obtained from FC Dallas in August.

## KEY ABSENCES

Ante Razov is the only real loss for Chivas. The club's second-leading scorer with 11 goals (and third all-time in MLS), he could be out for the playoffs with a knee injury. Veteran Carlos Llamosa has been lost for almost the entire season with a knee injury.

## KEY MAN

**Maykel Galindo.** With Razov likely out for the remainder of the season, the attacking thrust will fall on the shoulders of the Cuban. But he has not scored since Sept. 9, though on three occasions this season he hit for two goals in a game.



**CHIVAS USA v KANSAS CITY WIZARDS**  
2007 MLS CUP PLAYOFFS - WESTERN CONFERENCE SEMIFINALS



# CHIVAS USA

No.	Player	Pos	Ht	Wt	Birthdate	Birthplace	2007				CAREER				
							GP	GS	G	A	GP	GS	G	A	
2	<b>Claudio Suarez</b>	DF	5-10	165	12/17/1968	Texcoco, Mexico	25	25	3	1	45	45	9	2	<i>Longtime Mexican national team captain scored three goals (one penalty kick) from his central defense position in 25 starts this season.</i>
4	<b>Shavar Thomas</b>	DF	6-1	195	01/29/1981	Hannah Town, Jamaica	23	23	0	0	114	107	3	1	<i>Defender acquired from the Los Angeles Galaxy at the start of the year, after they got him in an offseason deal with the Kansas City Wizards</i>
5	<b>Desmond Brooks</b>	DF	6-2	185	11/27/1985	San Francisco, CA	0	0	0	0	0	0	0	0	<i>Tall central midfielder was the second overall selection in the 2007 MLS SuperDraft. He has not yet appeared in any first-team games</i>
6	<b>Francisco Mendoza</b>	MF	5-5	125	04/29/1985	El Salto, Jalisco, Mexico	28	27	2	4	83	78	5	12	<i>Regular starter who has proved to be a most potent and unpredictable offensive weapon. Made 28 appearances</i>
8	<b>Ramon Nunez</b>	MF	5-8	155	11/14/1985	Tegucigalpa, Honduras	21	12	3	5	75	44	14	12	<i>Acquired in a midseason trade with FC Dallas, the midfielder was called into the Honduran national team in October</i>
9	<b>Ante Razov</b>	FW	6-1	175	03/02/1974	Los Angeles, CA	26	24	11	8	240	212	109	60	<i>Standout forward who currently sits behind Jaime Moreno in the all-time goal list with 108 career goals. Suffered a late-season knee injury</i>
10	<b>Laurent Merlin</b>	FW	5-11	170	09/17/1984	Marseille, France	22	7	1	2	22	7	1	2	<i>Native of France signed on April 12 as a youth international after he was identified in an open tryout held in February</i>
11	<b>Maykel Galindo</b>	FW	5-10	165	01/28/1981	Villa Clara, Cuba	28	24	12	5	28	24	12	5	<i>Cuba native sparked the offense finishing fifth in the Golden Boot race with 12 goals. Tied for league lead with five multi-goal games</i>
12	<b>John Cunliffe</b>	FW	5-11	160	08/08/1984	Bolton, England	15	5	3	1	15	5	3	1	<i>Native of Bolton, England recorded three goals in 15 matches, including two goals against Real Salt Lake on Oct. 6</i>
13	<b>Jonathan Bornstein</b>	DF	5-9	145	11/07/1984	Torrance, CA	23	23	1	1	55	55	7	5	<i>The 2006 MLS Rookie of the Year was named to the 2007 MLS All-Star team. Called up to the U.S. national team for the Gold Cup and Copa America</i>
14	<b>David Arvizu</b>	FW	5-6	150	04/19/1988	Santa Ana, CA	0	0	0	0	0	0	0	0	<i>Acquired in January in a trade with New York, the former U.S. U-17 World Cup participant has yet to see action</i>
15	<b>Jesse Marsch</b>	MF	5-11	170	11/08/1973	Racine, WI	28	28	2	4	273	241	27	39	<i>MLS original who has won MLS Cups with D.C. United and the Chicago Fire. A regular in the heart of the Chivas midfield</i>
16	<b>Sacha Kljestan</b>	MF	6-1	150	09/09/1985	Anaheim, CA	25	25	4	13	57	56	4	20	<i>Finished second in the league with 13 assists, behind all-time MLS leader Steve Ralston. Shattered the Chivas club record of eight (Ante Razov)</i>
17	<b>Rodrigo Lopez</b>	MF	5-7	140	05/10/1987	Guadalajara, Jalisco, Mexico	5	0	0	1	8	0	0	1	<i>Native of Guadalajara who moved to the USA with his parents at age 2.</i>
18	<b>Brad Guzan</b>	GK	6-4	210	09/09/1984	Evergreen Park, IL	27	27	0	0	64	63	0	0	<i>Recorded 13 shutouts, the second-highest total in MLS history (behind only Tony Meola's 16 in 2000). Called into the U.S. national team this year</i>
19	<b>Jorge Flores</b>	FW	5-9	150	09/16/1989	Anaheim, CA	1	0	0	0	1	0	0	0	<i>Sueno MLS winner made his MLS debut on Sept. 9 vs. New York. Anaheim native has scored five goals with five assists for the Chivas reserves</i>
21	<b>Jason Hernandez</b>	DF	5-10	160	08/26/1983	New York, NY	21	9	0	0	53	36	0	0	<i>Dependable reserve in the back, usually in central defense though he can also play at fullback</i>
22	<b>Preston Burpo</b>	GK	6-3	215	09/26/1972	Bethesda, MD	3	3	0	0	22	22	0	0	<i>As backup to Brad Guzan, he played in three matches with a shutout against New England on June 30</i>
23	<b>Alex Zotinca</b>	DF	6-0	170	01/22/1977	Sibiu, Romania	22	20	0	3	107	82	3	5	<i>Five-year veteran came over from the Kansas City Wizards in the offseason; can play either right back or wide in the midfield</i>
24	<b>Bobby Burling</b>	DF	6-5	195	10/15/1985	Clear Lake City, TX	0	0	0	0	0	0	0	0	<i>Joined Chivas USA as a developmental player after being drafted by Los Angeles in the 2007 MLS SuperDraft</i>
25	<b>Lawson Vaughn</b>	DF	5-10	165	04/11/1984	Marietta, GA	24	22	1	2	41	33	1	3	<i>Has become a key yet versatile piece for Chivas, playing not only at right back, but also in central defense and as a defensive midfielder</i>
26	<b>Paulo Nagamura</b>	MF	5-8	154	03/02/1983	Sao Paulo, Brazil	26	24	2	2	80	74	2	8	<i>Acquired at the beginning of the season from Toronto FC, Brazilian native has notched two game-winning goals and two assists</i>
27	<b>Eder Robles</b>	DF	5-8	170	07/07/1988	Torrance, CA	0	0	0	0	0	0	0	0	<i>Versatile defender who can also play in the midfield, was signed by Chivas in 2006, but has not made a first-team appearance.</i>
28	<b>Erasmus Solorzano</b>	MF	5-9	160	07/20/1985	Los Fresnos, Michoacan, Mex.	1	0	0	0	1	0	0	0	<i>California native signed by Chivas USA in the 2007 MLS Supplemental draft, made his MLS debut on June 30</i>
32	<b>Anthony Hamilton</b>	FW	6-0	160	08/26/1985	Redlands, CA	2	0	0	0	2	0	0	0	<i>Former Univ. California-Irvine forward signed to a developmental contract and made his first MLS appearance on July 4</i>
41	<b>Justin Myers</b>	GK	6-2	205	01/15/1985	Phoenix, AZ	0	0	0	0	0	0	0	0	<i>Graduate of the University of California, still to make his professional debut</i>
77	<b>Orlando Perez</b>	DF	6-2	165	07/12/1977	Los Angeles, CA	15	12	1	1	163	114	3	5	<i>A versatile veteran defender, who has also seen time in the midfield throughout his career. Scored his first goal since 2003 on Oct. 14</i>

**HEAD COACH: Preki (Predrag Radosavljevic)**

06/24/1963

W15 L7 T8



# CHIVAS USA



## 9. ANTE RAZOV

Second on the all-time MLS goalscoring list with 109 league goals, having passed Jason Kreis on Sept. 22 ... While he has hit for double-digits in goals in seven of 12 MLS seasons, has never won the Golden Boot or scoring championship ... Also played for LA Galaxy, Chicago Fire and

MetroStars ... Won MLS Cup with Chicago in 1998 ... Played one season in Spain for Racing de Ferrol (2000-01)



## 11. MAYKEL GALINDO

Scored 12 goals in 28 matches to lead Chivas USA and rank fifth in the MLS Golden Boot ... After leaving the Cuban national team and seeking political asylum during the 2005 CONCACAF Gold Cup, Galindo played two seasons for the USL1 Seattle Sounders ... Scored five goals there, including the

game-tying goal in the USL First Division championship game, eventually won by Seattle on penalties



## 16. SACHA KLJESTAN

Tied for second in the league this season with 13 assists, in 25 appearances, level with one legend in LA Galaxy midfielder Landon Donovan and behind another in Steve Ralston (New England) ... Started all 32 games last year in his rookie season out of Seton Hall University ... Part of the U.S. team

for Copa America this summer



## 2. CLAUDIO SUAREZ

In his second season with Chivas USA ... A member of Mexico's team in three FIFA World Cups (1994, 1998, 2006), Suarez has made 178 appearances for his country, second on the all-time list behind Saudi Arabia goalkeeper Mohamed Al-Deayea ... Made his professional debut for Pumas UNAM in

Mexico in 1989, also playing in the Primera Division for Tigres UANL and Chivas de Guadalajara



## 18. BRAD GUZAN

Third-year goalkeeper recorded 13 shutouts, the second-highest single season total in MLS history ... His 0.93 goals-against-average was second in the league to Houston's Pat Onstad ... Called into the U.S. national team for Copa America and the CONCACAF Gold Cup, and now has five caps with the

USA after making his debut in February 2006 ... Named Chivas USA MVP for 2007

## TALKING POINTS

### *FEWEST HOME LOSSES (SEASON)*

	W	L	T	Pts
2005 San Jose Earthquakes	9	0	7	34
2001 Columbus Crew	7	1	5	26
2002 Los Angeles Galaxy	11	1	2	35
2002 San Jose Earthquakes	12	1	1	37
<b>2007 Chivas USA</b>	<b>10</b>	<b>1</b>	<b>4</b>	<b>34</b>
2003 Chicago Fire	10	1	4	34
2004 Colorado Rapids	7	1	7	28

### *ALL-TIME HOME UNBEATEN STREAKS*

Los Angeles Galaxy	17	07/04/2004	07/16/2005
Colorado Rapids	16	05/31/2003	05/22/2004
<b>Chivas USA</b>	<b>16</b>	<b>09/09/2006</b>	<b>09/29/2007</b>
San Jose Earthquakes	15	08/21/1999	07/04/2000
Chicago Fire	15	05/24/2000	05/26/2001
San Jose Earthquakes	15	08/25/2001	09/07/2002
Los Angeles Galaxy	15	06/08/2002	07/04/2003

### *SHUTOUTS IN SINGLE SEASON*

YEAR	PLAYER	TEAM	GP	SHO
2000	Tony Meola	KC	31	16
<b>2007</b>	<b>Brad Guzan</b>	<b>CHV</b>	<b>27</b>	<b>13</b>
2005	Pat Onstad	SJ	32	12
1999	Kevin Hartman	LA	32	11
1999	Matt Jordan	DAL	29	11
2005	Nick Rimando	DC	30	11



WCSF: CHIVAS v WIZARDS

2007 CHIVAS USA STATISTICS (15-7-8, 53 pts.)

UNF	POS	PLAYER	GP	GS	MIN	G	A	SHT	SOG	FC	FS	OFF	CK	C	E
11	F	Maykel Galindo	28	24	2021	12	5	55	28	44	53	30	0	6	0
9	F	Ante Razov	26	24	2041	11	8	85	42	37	33	30	26	2	0
16	M	Sacha Kljestan	25	25	2186	4	13	40	21	45	34	2	42	5	0
8	M	Ramon Nunez (TOT)	21	12	1248	3	5	43	15	7	29	1	29	1	0
8	M	Ramon Nunez (CHV)	8	2	247	0	3	7	3	1	6	1	2	1	0
12	F	John Cunliffe	15	5	494	3	1	16	8	8	5	7	5	0	0
2	D	Claudio Suarez	25	25	2153	3	1	14	9	31	11	0	0	6	1
15	M	Jesse Marsch	28	28	2425	2	4	15	6	44	31	0	1	9	0
6	M	Francisco Mendoza	28	27	2459	2	4	36	16	31	46	10	2	3	0
26	M	Paulo Nagamura (TOT)	26	24	2172	2	2	19	8	46	44	1	13	8	0
26	M	Paulo Nagamura (CHV)	22	20	1818	2	2	15	6	36	32	1	13	5	0
10	F	Laurent Merlin	22	7	806	1	2	15	8	19	28	8	0	1	0
25	D	Lawson Vaughn	24	22	1901	1	2	5	3	27	19	1	0	6	1
13	D	Jonathan Bornstein	23	23	2070	1	1	14	8	28	28	1	1	1	0
77	D	Orlando Perez	15	12	1033	1	1	3	1	10	7	0	1	5	0
19	F	Matt Taylor	11	0	159	1	0	5	5	2	3	3	0	0	0
23	D	Alex Zotinca	22	20	1667	0	3	15	6	34	17	2	9	6	1
17	M	Rodrigo Lopez	5	0	62	0	1	1	0	1	1	0	3	0	0
22	GK	Preston Burpo	3	3	270	0	0	0	0	0	0	0	0	0	0
19	F	Jorge Flores	1	0	14	0	0	1	0	1	0	0	0	0	0
20	M	Amado Guevara	4	4	326	0	0	9	4	5	3	1	13	0	0
18	GK	Brad Guzan	27	27	2430	0	0	0	0	1	4	0	0	1	0
32	F	Anthony Hamilton	2	0	22	0	0	2	0	2	0	1	0	0	0
21	D	Jason Hernandez	21	9	930	0	0	0	0	8	6	0	0	3	0
28	M	Erasmio Solorzano	1	0	1	0	0	0	0	0	0	0	0	0	0
4	D	Shavar Thomas (TOT)	23	23	2037	0	0	1	1	19	10	0	0	2	1
4	D	Shavar Thomas (CHV)	23	23	2037	0	0	1	1	19	10	0	0	2	1
14	F	David Arvizu	0	0	0	0	0	0	0	0	0	0	0	0	0
5	D	Desmond Brooks	0	0	0	0	0	0	0	0	0	0	0	0	0
24	D	Bobby Burling	0	0	0	0	0	0	0	0	0	0	0	0	0
3	D	Carlos Llamasa	0	0	0	0	0	0	0	0	0	0	0	0	0
41	GK	Justin Myers	0	0	0	0	0	0	0	0	0	0	0	0	0
27	D	Eder Robles	0	0	0	0	0	0	0	0	0	0	0	0	0
		Own-goals received				2									
		Team totals	30	30	2700	46	51	354	175	434	412	98	118	62	4
		Opponent totals	30	30	2700	28	24	324	135	412	434	84	139	48	4

GAME-WINNING GOALS: Maykel Galindo 5, Ante Razov 4, Paulo Nagamura 2, Jesse Marsch 2  
 GAME-WINNING ASSISTS: Ante Razov 4, Sacha Kljestan 3, Maykel Galindo 3, Lawson Vaughn 2  
 Alex Zotinca 1, Jesse Marsch 1  
 PENALTY KICK GOALS/ATTEMPTS: Claudio Suarez 1-1, Ante Razov 1-1, Sacha Kljestan 1-1

CHIVAS USA INDIVIDUAL GOALKEEPING

UNF	POS	GOALKEEPER	GP	GS	MIN	SHTS	SV	GA	GAA	PG	PA	W	L	T	SO
18	GK	Brad Guzan	27	27	2430	119	87	25	0.93	2	3	14	6	7	13
22	GK	Preston Burpo	3	3	270	16	13	3	1.00	0	0	1	1	1	1
		Team totals	30	30	2700	135	100	28	0.93	2	3	15	7	8	14
		Opponent totals	30	30	2700	175	125	46	1.53	3	3	7	15	8	5

\* = Played with other teams in 2007. Only Chivas USA statistics listed here.





WCSSF: CHIVAS v WIZARDS

CHIVAS USA - GAME-BY-GAME

#	Player	1	2	3	4	5	6	7	8	9	10	11	12	13	14	15	16	17	18	19	20	21	22	23	24	25	26	27	28	29	30		
2	Claudio Suarez	TOR	HOU	RSL	LA	DC	CLB	LA	DAL	CHI	COL	HOU	NE	DAL	NE	CLB	NY	KC	TOR	LA	RSL	DC	NY	LA	COL	KC	CHI	RSL	DAL	COL	HOU		
3	Carlos Llamosa	2-0	0-1	4-0	1-3	1-2	1-1	1-1	2-0	1-0	2-0	0-4	2-0	0-2	1-1	2-1	2-0	2-3	2-0	3-0	1-0	2-2	3-0	3-0	1-1	2-1	1-1	3-2	0-0	1-2	0-0		
4	Shavar Thomas	90D	90D	90D	90D	90D	90D	90D	90D	90D	81D	81D	90D	90D	90D	90D	90D	90D	90D	90D	90D	90D	90D	90D	90D	90D	90D	90D	90D	90D	90D		
5	Desmond Brooks	90M	90M	90M	90M	90M	90M	88M	90M	90M	90M	90M	90M	90M	90M	90M	90M	90M	90M	90M	90M	90M	90M	90M	90M	90M	90M	90M	90M	90M	90M		
6	Francisco Mendoza	90M	90M	90M	90M	90M	90M	90M	90M	90M	90M	90M	90M	90M	90M	90M	90M	90M	90M	90M	90M	90M	90M	90M	90M	90M	90M	90M	90M	90M	90M		
8	Ramon Nunez	90M	90M	90M	90M	90M	90M	90M	90M	90M	90M	90M	90M	90M	90M	90M	90M	90M	90M	90M	90M	90M	90M	90M	90M	90M	90M	90M	90M	90M	90M		
8	Jorge Barrera	90M	90M	90M	90M	90M	90M	90M	90M	90M	90M	90M	90M	90M	90M	90M	90M	90M	90M	90M	90M	90M	90M	90M	90M	90M	90M	90M	90M	90M	90M	90M	
9	Ante Razov	85F	90F	65F	90F	90F	90F	80F	89F	90F	90F	60F	84F	28	76F	90F	89F	90F	86F	59F	79F	64F	90F	82F	90F	90F	90F	90F	90F	90F	90F		
10	Laurent Merlin	1	45	8	86F	5	86F	5	86F	5	30	19	79F	34	30	17	45F	81F	72F	11	76F	62F	80F	22	89F	90F	90F	90F	90F	90F	90F		
11	Maykel Galindo	85F	77F	66F	64F	90F	22	85F	80F	83F	84F	90F	89F	90F	88F	90F	73F	45	81F	72F	11	76F	62F	80F	22	89F	90F	90F	90F	90F	90F		
12	John Cunniffe	5	12	25	34	60F	10	10	10	10	6	62M	14	90M	90D	90D	90M	90M	90M	90M	90M	90M	90M	90M	90M	90M	90M	90M	90M	90M	90M	90M	
13	Jonathan Bornstein	90D	90D	90D	90D	90D	90D	90D	90D	90D	90D	90D	90D	90D	90D	90D	90D	90D	90D	90D	90D	90D	90D	90D	90D	90D	90D	90D	90D	90D	90D	90D	
14	David Arvizu	90M	90M	90M	90M	90M	90M	90M	90M	90M	90M	90M	90M	90M	90M	90M	90M	90M	90M	90M	90M	90M	90M	90M	90M	90M	90M	90M	90M	90M	90M	90M	
15	Jesse Marsch	90M	90M	90M	90M	90M	90M	90M	90M	90M	90M	90M	90M	90M	90M	90M	90M	90M	90M	90M	90M	90M	90M	90M	90M	90M	90M	90M	90M	90M	90M	90M	
16	Sacha Kljestan	90M	78M	90M	90M	90M	68M	90M	90M	90M	90M	60M	28	2	90G	90G	90G	90G	90G	90G	90G	90G	90G	90G	90G	90G	90G	90G	90G	90G	90G	90G	
17	Rodrigo Lopez	90G	90G	90G	90G	90G	90G	90G	90G	90G	90G	90G	90G	90G	90G	90G	90G	90G	90G	90G	90G	90G	90G	90G	90G	90G	90G	90G	90G	90G	90G	90G	
18	Brad Guzan	90G	90G	90G	90G	90G	90G	90G	90G	90G	90G	90G	90G	90G	90G	90G	90G	90G	90G	90G	90G	90G	90G	90G	90G	90G	90G	90G	90G	90G	90G	90G	
19	Jorge Flores	5	13	24	26	30	4	10	1	7	9	30	90G	90G	90G	90G	90G	90G	90G	90G	90G	90G	90G	90G	90G	90G	90G	90G	90G	90G	90G	90G	
19	Matt Taylor	90M	90M	90M	90M	56M	8	8	25	21	90D	90D	90D	90D	90G	90G	90G	90G	90G	90G	90G	90G	90G	90G	90G	90G	90G	90G	90G	90G	90G	90G	
20	Amado Guevara	90M	90M	90M	90M	90M	90M	90M	90M	90M	90M	90M	90M	90M	90M	90M	90M	90M	90M	90M	90M	90M	90M	90M	90M	90M	90M	90M	90M	90M	90M	90M	
21	Jason Hernandez	12	45D	8	8	25	21	90D	90D	90D	90D	90D	90D	90D	90D	90D	90D	90D	90D	90D	90D	90D	90D	90D	90D	90D	90D	90D	90D	90D	90D	90D	90D
22	Preston Burpo	90D	89D	78D	90D	82D	82D	90D	90D	90D	90D	90D	90D	90D	90D	90D	90D	90D	90D	90D	90D	90D	90D	90D	90D	90D	90D	90D	90D	90D	90D	90D	90D
23	Alex Zolcinca	90D	90D	90D	90D	90D	90D	90D	90D	90D	90D	90D	90D	90D	90D	90D	90D	90D	90D	90D	90D	90D	90D	90D	90D	90D	90D	90D	90D	90D	90D	90D	90D
24	Bobby Burling	90D	90D	90D	90D	90D	90D	90D	90D	90D	90D	90D	90D	90D	90D	90D	90D	90D	90D	90D	90D	90D	90D	90D	90D	90D	90D	90D	90D	90D	90D	90D	90D
25	Lawson Vaughn	90D	90D	90D	90D	90D	90D	90D	90D	90D	90D	90D	90D	90D	90D	90D	90D	90D	90D	90D	90D	90D	90D	90D	90D	90D	90D	90D	90D	90D	90D	90D	90D
26	Paulo Nagamura	90M	90M	90M	90M	90M	90M	90M	90M	90M	90M	90M	90M	90M	90M	90M	90M	90M	90M	90M	90M	90M	90M	90M	90M	90M	90M	90M	90M	90M	90M	90M	90M
27	Eder Robles	90M	90M	90M	90M	90M	90M	90M	90M	90M	90M	90M	90M	90M	90M	90M	90M	90M	90M	90M	90M	90M	90M	90M	90M	90M	90M	90M	90M	90M	90M	90M	90M
28	Erasmo Solorzano	90M	90M	90M	90M	90M	90M	90M	90M	90M	90M	90M	90M	90M	90M	90M	90M	90M	90M	90M	90M	90M	90M	90M	90M	90M	90M	90M	90M	90M	90M	90M	90M
30	Carlos Borja	90M	90M	90M	90M	90M	90M	90M	90M	90M	90M	90M	90M	90M	90M	90M	90M	90M	90M	90M	90M	90M	90M	90M	90M	90M	90M	90M	90M	90M	90M	90M	90M
32	Anthony Hamilton	90M	90M	90M	90M	90M	90M	90M	90M	90M	90M	90M	90M	90M	90M	90M	90M	90M	90M	90M	90M	90M	90M	90M	90M	90M	90M	90M	90M	90M	90M	90M	90M
33	Mohammed Sethi	90M	90M	90M	90M	90M	90M	90M	90M	90M	90M	90M	90M	90M	90M	90M	90M	90M	90M	90M	90M	90M	90M	90M	90M	90M	90M	90M	90M	90M	90M	90M	90M
41	Justin Myers	90M	90M	90M	90M	90M	90M	90M	90M	90M	90M	90M	90M	90M	90M	90M	90M	90M	90M	90M	90M	90M	90M	90M	90M	90M	90M	90M	90M	90M	90M	90M	90M
77	Orlando Perez	90M	90M	90M	90M	90M	90M	90M	90M	90M	90M	90M	90M	90M	90M	90M	90M	90M	90M	90M	90M	90M	90M	90M	90M	90M	90M	90M	90M	90M	90M	90M	90M

"00" = minutes played  
 F/M/D/G = starting position

Played for other teams: Paulo Nagamura played 354 minutes for TOR



WCSF: CHIVAS v WIZARDS

CHIVAS USA - GAME-BY-GAME LOG

Game #1	04/07/2007	CHV 2 vs TOR 0	W	Razov 1 (Galindo 1, Kljestan 1) 35; Kljestan 1 (Cunliffe 1) 88
Game #2	04/14/2007	CHV 0 at HOU 1	L	Galindo 1 (Zotinca 1) 1; Galindo 2 (Zotinca 2, Kljestan 2) 9; Razov 2 (Mendoza 1, Galindo 2) 43;
Game #3	04/21/2007	CHV 4 vs RSL 0	W	Taylor 1 (unassisted) 89 Suarez 1 (Merlin 1, Mendoza 2) 63
Game #4	04/28/2007	CHV 1 at IA 3	L	Galindo 3 (Marsch 1) 73 Razov 3 (unassisted) 2
Game #5	05/06/2007	CHV 1 at DC 2	L	Galindo 4 (Razov 1, Kljestan 3) 35
Game #6	05/12/2007	CHV 1 at CLB 1	T	Galindo 5 (unassisted) 51; Razov 4 (Nagamura 1) 92+
Game #7	05/20/2007	CHV 1 vs IA 1	T	Nagamura 1 (Galindo 2, Razov 2) 79
Game #8	05/26/2007	CHV 2 vs DAL 0	W	own goal (Cooke) 49; Galindo 6 (Marsch 2) 63
Game #9	06/09/2007	CHV 1 at CHI 0	W	
Game #10	06/16/2007	CHV 2 vs COL 0	W	
Game #11	06/21/2007	CHV 0 at HOU 4	L	
Game #12	06/30/2007	CHV 2 vs NE 0	W	Marsch 1 (Razov 3) 60; Galindo 7 (Perez 1) 89
Game #13	07/04/2007	CHV 0 at DAL 2	L	
Game #14	07/07/2007	CHV 1 at NE 1	T	Suarez 2 (Zotinca 3) 4
Game #15	07/14/2007	CHV 2 vs CLB 1	W	Razov 5 (Galindo 4, Marsch 3) 19; own goal (Gaven) 69
Game #16	07/26/2007	CHV 2 at NY 0	W	Razov 6 (Galindo 5) 38; Kljestan 2 (Razov 4) 87
Game #17	07/29/2007	CHV 2 at KC 3	L	Bornstein 1 (Razov 5) 17; Cunliffe 1 (Kljestan 4) 55
Game #18	08/18/2007	CHV 2 at TOR 0	W	Galindo 8 (Marsch 4) 57; Kljestan 3 (Nagamura 2, Nunez 3) 89
Game #19	08/23/2007	CHV 3 at IA 0	W	Galindo 9 (unassisted) 58; Galindo 10 (Mendoza 3, Kljestan 5) 69; Mendoza 1 (Kljestan 6, Nunez 4) 88
Game #20	08/26/2007	CHV 1 vs RSL 0	W	Marsch 2 (Razov 6) 31
Game #21	09/06/2007	CHV 2 vs DC 2	T	Razov 7 (unassisted) 31; Vaughn 1 (Kljestan 7, Bornstein 1) 60
Game #22	09/09/2007	CHV 3 vs NY 0	W	Galindo 11 (Kljestan 8, Razov 7) 4; Galindo 12 (Razov 8) 58; Razov 8 (penalty kick) 70
Game #23	09/13/2007	CHV 3 vs IA 0	W	Razov 9 (Vaughn 1) 23; Mendoza 2 (Kljestan 9) 88; Merlin 1 (unassisted) 91+
Game #24	09/16/2007	CHV 1 at COL 1	T	Kljestan 4 (penalty kick) 13
Game #25	09/22/2007	CHV 2 vs KC 1	T	Suarez 10 (Mendoza 4, Nunez 5) 69; Razov 11 (Vaughn 2, Kljestan 10) 92+
Game #26	09/29/2007	CHV 1 vs CHI 1	T	Suarez 3 (penalty kick) 82
Game #27	10/06/2007	CHV 3 at RSL 2	W	Cunliffe 2 (Kljestan 11, Merlin 2) 22; Cunliffe 3 (Kljestan 12, Suarez 1) 54; Nagamura 2 (unassisted) 58
Game #28	10/11/2007	CHV 0 at DAL 0	T	
Game #29	10/14/2007	CHV 1 vs COL 2	L	
Game #30	10/20/2007	CHV 0 vs HOU 0	T	Perez 1 (Kljestan 13, Lopez 1) 78

U.S. OPEN CUP  
3R 07/15/2007 CHV 1 at SEATTLE 3 L

Merlin (Hernandez) 16



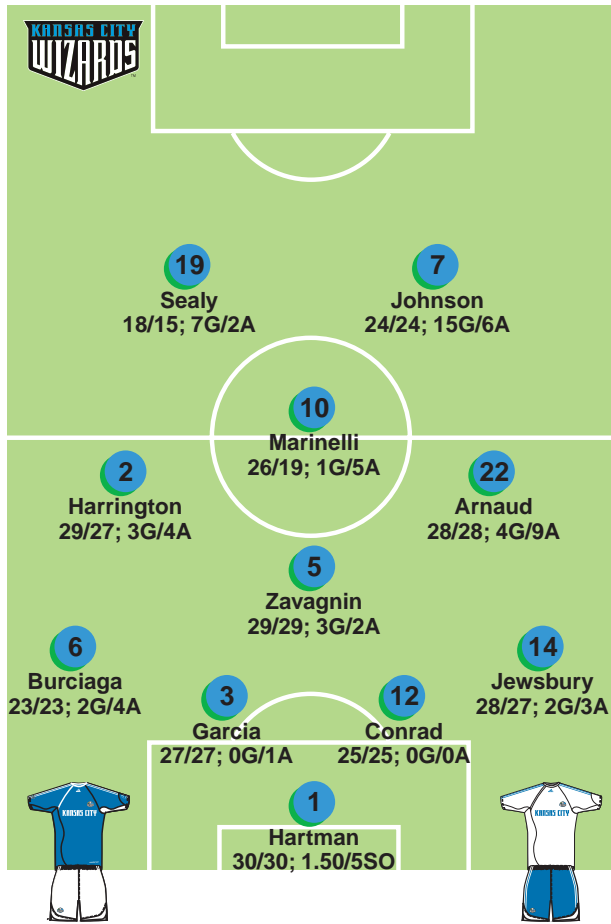
WCSF: CHIVAS v WIZARDS

ALL-TIME CHIVAS USA POSTSEASON STATISTICS

PLAYER	GP	GS	MIN	G	A
Juan Francisco Palencia	2	2	139	1	0
Ante Razov	1	1	90	1	0
Sacha Kljestan	2	1	112	0	1
Jonathan Bornstein	2	2	180	0	0
Juan Pablo Garcia	2	2	158	0	0
Brad Guzan	2	2	180	0	0
Jason Hernandez	2	2	180	0	0
Jesse Marsch	2	2	180	0	0
Francisco Mendoza	2	2	180	0	0
Jesus Morales	1	0	9	0	0
Tim Regan	2	2	180	0	0
Claudio Suarez	2	2	180	0	0
Lawson Vaughn	2	2	180	0	0
Team totals	2	2	180	2	1
Opponent totals	2	2	180	3	4

CHIVAS USA INDIVIDUAL GOALKEEPING

GOALKEEPER	GP	GS	SV	GA	GAA	SO
Brad Guzan	2	2	11	3	1.50	0
Team totals	2	2	11	3	1.50	0
Opponent totals	2	2	3	2	1.00	1



## TACTICS

Curt Onalfo has not strayed much from his 4-4-2 scheme over the course of his first season as a head coach. The back four was all but set over the majority of the season, until the last few games, when Michael Harrington slotted into the left back role in place of Jose Burciaga Jr. In case of absences in central defense, both Tyson Wahl and Aaron Hohlbein gained valuable minutes. Harrington could also figure in the midfield, as could Sasha Victorine, who can play in either wide spot or centrally ahead of Kerry Zavagnin. Eddie Johnson and Scott Sealy are the first-choice strike partnership, but Davy Arnaud can also figure as an out-and-out attacker instead of wide in the midfield.

## HOW THEY QUALIFIED

The third time was a charm for the Kansas City Wizards. After going to the final day of the season two successive years and failing to get the victory they needed to clinch a postseason place, the Wizards defeated FC Dallas 2-0 to end the year in a tie for seventh place overall with the Chicago Fire with 40 points. Because the Fire hold the head-to-head regular season advantage, the Wizards move to the Western Conference bracket.

## STADIUM

**Arrowhead Stadium** (capacity: 79,451)

The Wizards took 24 points from 15 matches in Kansas City, tied for the seventh-best home record in the league. They scored 22 goals at home, tied for the sixth-most in the league, while conceding 18. Away from home, the Wizards obtained just 16 of a possible 45 points, scoring 23 goals while allowing 27.

## ATTACK

The Wizards ended the year with 45 goals scored, the fifth-best total in the league. They were shutout on six occasions, four of those occurring at Arrowhead Stadium. The Wizards scored a season-high four goals on two occasions -- coming against the top two teams in the Eastern Conference, 4-2 v D.C. United and 4-3 v New England.

## DEFENSE

The Wizards also allowed 45 goals on the campaign, tied for the ninth-most in MLS. They kept a clean sheet on just five occasions over the season -- their 2-0 win against FC Dallas in the regular season finale was their first shutout since July 14 against Real Salt Lake, a span of 13 games.

## CURRENT FORM

The Wizards won just twice over the final nine games of the season, the win against FC Dallas putting an end to a four-game winless streak. After winning six of their first nine games on the season, Kansas City won just five over the final two-thirds of the year, and haven't won back-to-back games since May 26-June 2.

## COACH

**Curt Onalfo.** In his first year as an MLS head coach, Onalfo has guided the Wizards back to the playoffs after a two-year absence. Onalfo played four seasons in MLS with D.C. United, Los Angeles and San Jose, and has also served as a U.S. national team assistant coach.

## KEY ADDITIONS THIS SEASON

Goalkeeper **Kevin Hartman** was obtained from the LA Galaxy in a high-profile offseason trade and started all 30 games between the posts for the Wizards. A pair of Argentinean signings in **Carlos Marinelli** and **Eloy Colomano** have provided attacking thrust. Rookie **Michael Harrington** (No. 3 overall selection) started 27 games at either left back or on the left of midfield. **Kurt Morsink** saw more time in a midfield role as the season rolled along.

## KEY ABSENCES

While Carlos Marinelli and Sasha Victorine have had the final stretch of their seasons interrupted by injury, both are expected to be fit for the start of the playoffs. But there is a concern for Eloy Colomano who had to leave just seven minutes after coming on to the season finale with an apparent hamstring injury.

## KEY MAN

**Eddie Johnson.** He had nine goals in the first nine games of the season -- including becoming the first player in MLS history to score hat tricks in back-to-back games -- before heading off to the CONCACAF Gold Cup. Since, he scored just six goals, but they've come in bursts, first three over back-to-back games, then goals in successive games Aug. 29-Sept. 15.



**CHIVAS USA v KANSAS CITY WIZARDS**  
2007 MLS CUP PLAYOFFS - WESTERN CONFERENCE SEMIFINALS



# KANSAS CITY WIZARDS

No.	Player	Pos	Ht	Wt	Birthdate	Birthplace	2007				CAREER			
							GP	GS	G	A	GP	GS	G	A
1	<b>Kevin Hartman</b>	<b>GK</b>	6-1	196	05/25/1974	Athens, OH	30	30	0	0	273	268	0	2
<i>Acquired from Los Angeles in the offseason after 10 seasons with the Galaxy. The MLS all-time shutout leader, one of three 'keepers with 1000 saves.</i>														
2	<b>Michael Harrington</b>	<b>MF</b>	6-0	170	01/24/1986	Greenville, NC	29	27	3	4	29	27	3	4
<i>First-round pick who began his rookie season by scoring within three minutes against D.C. United, an MLS record. Left-sided fullback or midfielder.</i>														
3	<b>Nick Garcia</b>	<b>DF</b>	5-10	160	04/09/1979	Plano, TX	27	27	0	1	224	224	1	4
<i>Dependable center back who made his 200th career appearance this year and has not played less than 24 games in any of his eight MLS seasons.</i>														
4	<b>Amir Lowery</b>	<b>MF</b>	6-2	175	12/26/1983	Los Angeles, CA	0	0	0	0	1	0	0	0
<i>Signed at the start of the season after making numerous trials overseas. His one appearance came as a last-minute sub with Colorado in 2005.</i>														
5	<b>Kerry Zavagnin</b>	<b>MF</b>	5-10	170	07/02/1974	Plymouth, MI	29	29	3	2	259	234	8	23
<i>After scoring five goals total over the first nine seasons of his MLS career, Zavagnin hit for three this year, the April 25 goal his first since 2003.</i>														
6	<b>Jose Burciaga Jr.</b>	<b>DF</b>	6-1	166	11/16/1981	Oak Cliff, TX	23	23	2	4	115	110	13	17
<i>Attacking left back who has also figured as a wide midfielder this season. Possesses a fearsome strike from deadball situations.</i>														
7	<b>Eddie Johnson</b>	<b>FW</b>	6-0	180	03/31/1984	Daytona Beach, FL	24	24	15	6	127	96	41	13
<i>Fourth in MLS with 15 goals, he became the first player in league history to score hat tricks in back-to-back games (May 26 v NE, June 2 v NY).</i>														
9	<b>Sasha Victorine</b>	<b>MF</b>	6-2	170	02/03/1978	Santa Ana, CA	29	24	2	7	211	193	29	39
<i>All-action midfielder in his eighth MLS season, third with Kansas City. Has never made fewer than 20 appearances in a professional season.</i>														
10	<b>Carlos Marinelli</b>	<b>MF</b>	5-8	160	03/14/1982	Buenos Aires, Argentina	26	19	1	5	26	19	1	5
<i>At age 25 a veteran already of England, Italy and Portugal, Argentinean midfielder scored his lone goal from the penalty spot on April 21 v Chicago.</i>														
11	<b>Kurt Morsink</b>	<b>MF</b>	5-10	160	06/27/1984	Orlando, FL	21	10	0	0	21	10	0	0
<i>Costa Rican resident who played his college soccer at James Madison University. Gained regular time, usually in the center of midfield.</i>														
12	<b>Jimmy Conrad</b>	<b>DF</b>	6-2	185	02/12/1977	Temple City, CA	25	25	0	0	208	193	11	9
<i>2005 MLS Defender of the Year who was part of the U.S. team at Copa America. Suffered a fractured jaw for a second consecutive year.</i>														
13	<b>Will John</b>	<b>MF</b>	5-9	145	06/13/1985	Overland Park, KS	3	0	0	0	10	2	0	1
<i>Attacking midfielder or forward in his second season with the club after being acquired from the Chicago Fire in January 2006.</i>														
14	<b>Jack Jewsbury</b>	<b>DF</b>	6-0	185	04/13/1981	Joplin, MO	28	27	2	3	109	68	9	8
<i>After playing as a midfielder or even forward in his first four seasons, has become a regular at right back this year.</i>														
15	<b>Aaron Hohlbein</b>	<b>DF</b>	6-0	170	08/16/1985	Middleton, WI	5	4	0	0	5	4	0	0
<i>Supplemental draft selection this year who made his MLS debut in the season opener in central defense.</i>														
16	<b>Eloy Colombano</b>	<b>MF</b>	5-8	160	06/15/1983	Pehuajo, Argentina	10	1	1	1	10	1	1	1
<i>Argentinean signed from club Defensa y Justicia in his homeland; made his MLS debut on Aug. 19. His only MLS goal came Sept. 22 v Chivas</i>														
18	<b>A.J. Godbolt</b>	<b>MF</b>	5-10	175	03/07/1984	Boston, MA	0	0	0	0	0	0	0	0
<i>Supplemental draft selection (third round) out of the University of Maryland who did not make a first-team appearance.</i>														
19	<b>Scott Sealy</b>	<b>FW</b>	5-10	175	06/04/1981	Petit Valley, Trinidad	18	15	7	2	75	55	26	5
<i>Trinidad &amp; Tobago international who battled injuries all season but scored two goals in the playoff-clinching win against FC Dallas.</i>														
20	<b>Tyson Wahl</b>	<b>DF</b>	6-2	185	02/23/1984	Newport Beach, CA	6	4	0	0	16	10	0	0
<i>2005 SuperDraft pick who filled in along the back four, both centrally and at fullback</i>														
21	<b>Lance Watson</b>	<b>MF</b>	5-7	160	10/06/1983	Nederland, TX	2	0	0	0	13	4	0	0
<i>Another from Nederland, Texas (along with Davy Arnaud), his first appearance of the year came Sept. 27.</i>														
22	<b>Davy Arnaud</b>	<b>FW</b>	6-0	165	06/22/1980	Nederland, TX	28	28	4	9	142	123	25	25
<i>Energetic attacking threat who can play either as a true forward or a wide midfielder. In his sixth season out of West Texas A&amp;M University.</i>														
23	<b>Edson Elcock</b>	<b>MF</b>	5-7	145	01/10/1985	Trinidad and Tobago	0	0	0	0	0	0	0	0
<i>Third-round selection in 2007 SuperDraft out of Old Dominion University who has yet to make a first-team appearance.</i>														
24	<b>Eric Kronberg</b>	<b>GK</b>	6-5	210	07/07/1983	Santa Rosa, CA	0	0	0	0	0	0	0	0
<i>Fourth-round SuperDraft selection (University of California) who spent much of the season on loan with USL1 side Miami FC.</i>														
26	<b>Ryan Raybould</b>	<b>DF</b>	5-11	155	05/30/1983	Leawood, KS	10	4	0	2	19	10	0	3
<i>Reserve central defender in his third season with the club. Attended Yale University.</i>														
27	<b>Chris Konopka</b>	<b>GK</b>	6-5	215	04/14/1985	Toms River, NJ	0	0	0	0	0	0	0	0
<i>Reserve goalkeeper out of Providence College who did not make a senior team appearance.</i>														
29	<b>Ryan Pore</b>	<b>FW</b>	5-11	165	09/23/1983	Mansfield, OH	17	4	0	0	44	12	3	1
<i>After scoring goals in each of his first two MLS seasons, did not hit this year in first-team play, though he led the K.C. reserves with seven goals.</i>														
30	<b>Michael Kraus</b>	<b>MF</b>	5-9	150	09/10/1984	Memphis, TN	0	0	0	0	0	0	0	0
<i>Supplemental draft pick out of Creighton University. Won 2005 PDL championship with Des Moines Menace.</i>														
33	<b>Willy Guadarrama</b>	<b>FW</b>	5-10	170	08/15/1984	Austin, TX	0	0	0	0	0	0	0	0
<i>Campbell University product selected in the supplemental draft who did not appear for the first team.</i>														

**HEAD COACH:** Curt Onalfo

11/19/1969

W11 L12 T7



# KANSAS CITY WIZARDS



## 1. KEVIN HARTMAN

All-time MLS leader in shutouts with 67 ... One of three goalkeepers to have reached the 1,000-save mark ... Now with 1,013, he is behind Scott Garlick (1,021) and Tony Meola (1,136) ... Spent the first 10 seasons of his MLS career with the Los Angeles Galaxy, before being traded to the Wizards

in the offseason, and played every minute in goal this year for his new club ... Has four caps for the U.S. national team after making his debut in 2000



## 10. CARLOS MARINELLI

As a teenager, was touted as the "New Maradona" ... Sold by Boca Juniors to Middlesbrough of the English Premiership for £1.5 million in 1999 ... Made his pro debut for Boro at age 17 and played 55 games over four seasons in all competitions, netting five goals... Loaned to Torino for 2002/03 ...

Returned to Argentina, where he played for Boca and Racing Club; also had another stint with Torino and a short one with Sporting Clube Braga in Portugal



## 7. EDDIE JOHNSON

Scored a career-best 15 goals this season, in 24 appearances ... The only player in MLS history to hit for hat tricks in back-to-back games (May 26 v New England; June 2 v New York) ... His previous single season best came in 2004, when he scored 12 goals for Dallas ... Played in Dallas from 2001-2005

before moving to Kansas City before the start of last season ... Has 11 goals in 31 appearances for the U.S. national team



## 19. SCOTT SEALY

Seven goals in 18 appearances in his third professional season ... Had two, two-goal games over the final month of the season (Sept. 15 v Columbus; Oct. 20 v FC Dallas) ... Scored nine goals in his rookie campaign and added 10 a year ago ... Trinidad & Tobago international, making his debut in 2004 in a

World Cup qualifier v Dominican Republic ... Played collegiately at Wake Forest University



## 12. JIMMY CONRAD

Made 25 appearances this season, his ninth in MLS ... The 2005 MLS Defender of the Year ... Made his U.S. national team debut in 2005, and this part was part of the squad in Copa America ... Has 23 caps with one goal for the USA ... A three-time MLS Best XI selection (2004, 2005, 2006) ... Won MLS

Cup 2001 with the San Jose Earthquakes ... Played four years in San Jose (1999-2002) before moving to Kansas City

## TALKING POINTS

### SCORING PERCENTAGE -- MLS 2007

TEAM	GP	SHOTS	GOALS	PCT
D.C. United	30	361	<u>56</u>	<u>15.5</u>
Chivas USA	30	354	46	13.0
Houston Dynamo	30	335	43	12.8
New England Revolution	30	398	51	12.8
Los Angeles Galaxy	30	315	38	12.1
New York Red Bulls	30	396	47	11.9
<b>Kansas City Wizards</b>	<b>30</b>	<b><u>420</u></b>	<b>45</b>	<b>10.7</b>
FC Dallas	30	350	37	10.6
Columbus Crew	30	384	39	10.2
Chicago Fire	30	312	31	9.9
Toronto FC	30	277	25	9.0
Colorado Rapids	30	322	29	9.0
Real Salt Lake	30	345	31	9.0

### MLS CAREER SHUTOUT LEADERS

PLAYER	TEAM	GP	SHO
Kevin Hartman*	KC	273	67
Tony Meola	NY/KC	250	62
Zach Thornton*	COL	222	57
Joe Cannon*	LA	216	56
Scott Garlick	5 tms.	237	48
Pat Onstad*	HOU	143	43
Nick Rimando*	RSL	172	43
Matt Reis*	NE	161	42
Matt Jordan	DAL/CLB	117	30
Jon Busch*	CHI	87	26

\* active



WCSF: CHIVAS v WIZARDS

2007 KANSAS CITY WIZARDS STATISTICS (11-12-7, 40 pts.)

UNF	POS	PLAYER	GP	GS	MIN	G	A	SHT	SOG	FC	FS	OFF	CK	C	E
7	F	Eddie Johnson	24	24	2149	15	6	75	43	21	57	50	0	6	0
19	F	Scott Sealy	18	15	1194	7	2	33	20	7	30	23	0	1	0
17	F	*Yura Movsisyan	18	5	666	5	0	32	10	11	14	0	1	0	0
22	M-F	Davy Arnaud	28	28	2489	4	9	74	29	46	63	9	61	6	1
2	M	Michael Harrington	29	27	2422	3	4	15	9	38	26	7	2	1	0
5	M	Kerry Zavagnin	29	29	2564	3	2	16	5	35	42	0	0	6	0
9	M	Sasha Victorine	29	24	2135	2	7	37	13	27	37	5	2	1	0
6	D	Jose Burciaga Jr.	23	23	1826	2	4	26	12	26	28	0	32	5	1
14	D	Jack Jewsbury	28	27	2316	2	3	25	6	22	34	1	0	5	0
10	M	Carlos Marinelli	26	19	1674	1	5	42	21	41	41	1	57	7	0
16	M-F	Eloy Colombano	10	1	310	1	1	6	1	3	5	4	1	1	0
26	D-M	Ryan Raybould	10	4	424	0	2	1	0	10	6	0	0	2	0
3	D	Nick Garcia	27	27	2420	0	1	2	1	32	24	0	0	4	0
12	D	Jimmy Conrad	25	25	2172	0	0	13	2	23	20	1	0	4	1
1	GK	Kevin Hartman	30	30	2700	0	0	0	0	0	8	0	0	1	0
15	D-M	Aaron Hohlbein	5	4	360	0	0	0	0	6	6	0	0	1	0
13	M-F	Will John	3	0	26	0	0	0	0	1	0	0	0	0	0
11	M	Kurt Morsink	21	10	895	0	0	10	4	24	18	0	0	7	0
29	F	Ryan Pore	17	4	456	0	0	11	5	11	5	2	2	0	0
20	D	Tyson Wahl	6	4	415	0	0	2	0	3	0	0	0	0	0
21	M	Lance Watson	2	0	23	0	0	0	0	0	1	0	0	0	0
23	M-F	Edson Elcock	0	0	0	0	0	0	0	0	0	0	0	0	0
18	M	A.J. Godbolt	0	0	0	0	0	0	0	0	0	0	0	0	0
33	F	Willy Guadarrama	0	0	0	0	0	0	0	0	0	0	0	0	0
27	GK	Chris Konopka	0	0	0	0	0	0	0	0	0	0	0	0	0
30	M-F	Michael Kraus	0	0	0	0	0	0	0	0	0	0	0	0	0
24	GK	Eric Kronberg	0	0	0	0	0	0	0	0	0	0	0	0	0
4	M	Amir Lowery	0	0	0	0	0	0	0	0	0	0	0	0	0
		Team totals	30	30	2700	45	46	420	181	387	483	103	158	58	3
		Opponent totals	30	30	2700	45	46	342	159	483	387	96	147	69	3

GAME-WINNING GOALS: Eddie Johnson 6, Scott Sealy 2, Jose Burciaga Jr. 2, Yura Movsisyan 1

GAME-WINNING ASSISTS: Sasha Victorine 2, Eddie Johnson 2, Davy Arnaud 2, Ryan Raybould 1

Carlos Marinelli 1, Michael Harrington 1, Nick Garcia 1, Eloy Colombano 1

PENALTY KICK GOALS/ATTEMPTS: Carlos Marinelli 1-2, Eddie Johnson 1-1

KANSAS CITY WIZARDS INDIVIDUAL GOALKEEPING

UNF	POS	GOALKEEPER	GP	GS	MIN	SHTS	SV	GA	GAA	PG	PA	W	L	T	SO
1	GK	Kevin Hartman	30	30	2700	159	110	45	1.50	6	7	11	12	7	5
		Team totals	30	30	2700	159	110	45	1.50	6	7	11	12	7	5
		Opponent totals	30	30	2700	181	130	45	1.50	2	3	12	11	7	6

\* = Played with other teams in 2007. Only Kansas City Wizards statistics listed here.



WCSCF: CHIVAS v WIZARDS

KANSAS CITY WIZARDS - GAME-BY-GAME

#	Player	1	2	3	4	5	6	7	8	9	10	11	12	13	14	15	16	17	18	19	20	21	22	23	24	25	26	27	28	29	30						
		DC	CHI	TOR	TOR	CLB	DAL	COL	NE	NY	NY	CLB	HOU	TOR	DC	LA	RSL	COL	CHV	NE	NE	CHI	CHI	RSL	HOU	CLB	CHV	LA	DC	NY	DAL						
1	Kevin Hartman	4-2	1-2	3-0	1-0	1-2	1-1	4-3	3-2	3-3	1-2	0-1	1-1	0-1	2-2	1-0	2-2	3-2	0-2	0-1	3-2	0-2	1-3	1-1	3-2	1-2	0-1	1-1	1-2	2-0							
2	Michael Harrington	90G	90G	90G	90G	90G	90G	90G	90G	90G	90G	90G	90G	90G	90G	90G	90G	90G	90G	90G	90G	90G	90G	90G	90G	90G	90G	90G	90G	90G	90G						
3	Nick Garcia	90M	90D	80M	90M	90M	90M	90M	90M	90M	90M	90M	90M	90M	90D	90M	90M	90M	90M	90M	90M	90M	90M	90M	90M	90M	90M	90M	90M	90M	90M	90M					
4	Amir Lowery	90D	90D	90D	90D	90D	90D	90D	90D	90D	90D	90D	90D	90D	90D	90D	90D	90D	90D	90D	90D	90D	90D	90D	90D	90D	90D	90D	90D	90D	90D	90D					
5	Kerry Zavagnin	90M	90M	90M	90M	90M	90M	90M	90M	90M	90M	90M	90M	90M	90M	90M	90M	90M	90M	90M	90M	90M	90M	90M	90M	90M	90M	90M	90M	90M	90M	90M	90M				
6	Jose Burciaga Jr.	90D	90D	90D	90D	90D	90D	90D	90D	90D	90D	90D	90D	90D	90D	90D	90D	90D	90D	90D	90D	90D	90D	90D	90D	90D	90D	90D	90D	90D	90D	90D	90D				
7	Eddie Johnson	88F	90F	90F	90F	90F	90F	90F	90F	90F	90F	90F	90F	90F	90F	90F	90F	90F	90F	90F	90F	90F	90F	90F	90F	90F	90F	90F	90F	90F	90F	90F	90F	90F			
8	Ryan McMahan	90M	90M	90M	90M	90M	90M	90M	90M	90M	90M	90M	90M	90M	90M	90M	90M	90M	90M	90M	90M	90M	90M	90M	90M	90M	90M	90M	90M	90M	90M	90M	90M	90M			
9	Sasha Victorine	90M	90M	54M	90M	78M	83M	86M	90M	90M	90M	90M	90M	90M	90M	90M	90M	90M	90M	90M	90M	90M	90M	90M	90M	90M	90M	90M	90M	90M	90M	90M	90M	90M	90M		
10	Carlos Marinelli	45	73M	16M	1	7	4	70M	7	6	83F	84M	58F	80M	90M	33	90M	57M	90M	89M	90M	90M	23	90M	24	90M	90M	71M	20	42M							
11	Kurt Morsink	2	90D	90D	90D	90D	90D	90D	90D	90D	90D	90D	90D	90D	90D	90D	90D	90D	90D	90D	90D	90D	90D	90D	90D	90D	90D	90D	90D	90D	90D	90D	90D	90D	90D		
12	Jimmy Conrad	90D	90D	90D	90D	90D	90D	90D	90D	90D	90D	90D	90D	90D	90D	90D	90D	90D	90D	90D	90D	90D	90D	90D	90D	90D	90D	90D	90D	90D	90D	90D	90D	90D	90D		
13	Will John	17													8													1									
14	Jack Jewsbury	90D	79D	90D	90D	90D	90D	90D	90D	90D	69D	90D	90D	90D	81D	90D	90D	90D	90D	90D	90D	90D	90D	90D	90D	90D	90D	90D	90D	90D	90D	90D	90D	90D	90D	90D	
15	Aaron Hohlbein	90D													45D																						
16	Eloy Colombaro	12	45F	36																																	
17	Yura Movsisyan																																				
18	A.J. Godbolt																																				
19	Scott Sealy	78F																																			
20	Tyson Wahl																																				
21	Lance Watson																																				
22	Davy Arraud	90M	90M	90F	90F	90M	90M	90M	90M	90M	90M	90M	90M	90M	90M	90M	90M	90M	90M	90M	90M	90M	90M	90M	90M	90M	90M	90M	90M	90M	90M	90M	90M	90M	90M	90M	
23	Edson Ilcock																																				
24	Eric Kronberg																																				
25	Matt Groenwald																																				
26	Ryan Raybould																																				
27	Chris Konopka																																				
29	Ryan Pore																																				
30	Michael Kraus																																				
33	Willy Guadarrama																																				

"00" = minutes played  
 F/M/D/G = starting position





WCSF: CHIVAS v WIZARDS

KANSAS CITY WIZARDS – GAME-BY-GAME LOG

Game #1	04/14/2007	KC 4 at DC 2	W	Harrington 1 (Johnson 1, Burciaga 1) 3; Victorine 1 (Johnson 2, Sealy 1) 8; Johnson 1 (unassisted) 46+; Sealy 1 (unassisted) 54
Game #2	04/21/2007	KC 1 at CHI 2	L	Marinelli 1 (penalty kick) 90
Game #3	04/25/2007	KC 3 vs TOR 0	W	Johnson 2 (Victorine 1, Arnaud 1) 5; Zavganin 1 (unassisted) 55; Movsisyan 1 (Harrington 1) 70
Game #4	04/28/2007	KC 1 at TOR 0	W	Johnson 3 (Harrington 2) 81
Game #5	05/05/2007	KC 1 vs CLB 0	W	Burciaga 1 (unassisted) 90
Game #6	05/12/2007	KC 1 vs DAL 2	L	Harrington 2 (Arnaud 2) 91+
Game #7	05/19/2007	KC 1 at COL 1	T	Arnaud 1 (Johnson 3, Zavganin 1) 58
Game #8	05/26/2007	KC 4 at NE 3	W	Arnaud 2 (Victorine 2) 25; Johnson 4 (Jewsbury 1) 26; Johnson 5 (Arnaud 3) 38; Johnson 6 (Marinelli 1) 82
Game #9	06/02/2007	KC 3 vs NY 2	W	Johnson 7 (Harrington 3) 46; Johnson 8 (Burciaga 2, Marinelli 2) 59; Johnson 9 (Victorine 3) 85
Game #10	06/16/2007	KC 3 at NY 3	T	Zavganin 2 (Marinelli 3) 43; Movsisyan 2 (Arnaud 4, Raybould 1) 70; Movsisyan 3 (Victorine 4) 79
Game #11	06/20/2007	KC 1 at CLB 2	L	Jewsbury 1 (unassisted) 93+
Game #12	06/24/2007	KC 0 vs HOU 1	L	Harrington 3 (Marinelli 4) 18
Game #13	07/01/2007	KC 1 vs TOR 1	L	
Game #14	07/04/2007	KC 0 vs DC 1	L	
Game #15	07/07/2007	KC 2 at LA 2	T	Movsisyan 4 (Jewsbury 2) 47; Arnaud 3 (unassisted) 51
Game #16	07/14/2007	KC 1 vs RSL 0	W	Johnson 10 (unassisted) 19
Game #17	07/22/2007	KC 2 vs COL 2	T	Johnson 11 (Arnaud 5, Victorine 5) 24; Johnson 12 (unassisted) 43
Game #18	07/29/2007	KC 3 vs CHV 2	W	Zavganin 3 (Victorine 6) 38; Arnaud 4 (unassisted) 53; Movsisyan 5 (Garcia 1) 89
Game #19	08/02/2007	KC 0 at NE 2	L	
Game #20	08/19/2007	KC 0 vs NE 1	L	
Game #21	08/22/2007	KC 3 vs CHI 2	W	Victorine 2 (Burciaga 3, Arnaud 6) 54; Sealy 2 (Burciaga 4) 68; Burciaga 2 (Johnson 4, Raybould 2) 82
Game #22	08/25/2007	KC 0 at CHI 2	L	
Game #23	08/29/2007	KC 1 at RSL 3	L	Johnson 13 (Victorine 7, Marinelli 5) 69
Game #24	09/01/2007	KC 1 at HOU 1	T	Johnson 14 (Sealy 2, Harrington 4) 46+
Game #25	09/15/2007	KC 3 vs CLB 2	W	Sealy 3 (unassisted) 31; Johnson 15 (penalty kick) 93+; Sealy 4 (Colombano 1, Johnson 5) 94+
Game #26	09/22/2007	KC 1 at CHV 2	L	Colombano 1 (unassisted) 72
Game #27	09/27/2007	KC 0 vs LA 1	L	
Game #28	10/05/2007	KC 1 vs DC 1	T	Sealy 5 (Johnson 6, Zavganin 2) 44
Game #29	10/13/2007	KC 1 at NY 2	L	Jewsbury 2 (Arnaud 7) 21
Game #30	10/20/2007	KC 2 at DAL 0	W	Sealy 6 (Arnaud 8) 39; Sealy 7 (Jewsbury 3, Arnaud 9) 55

U.S. OPEN CUP 04/18/2007 KC 1 at RSL 2 L (OT) Victorine (unassisted) 88



ALL-TIME KANSAS CITY WIZARDS  
POSTSEASON STATISTICS

PLAYER	GP	GS	MIN	G	A
Preki	20	19	1758	8	4
Miklos Molnar	7	7	659	5	0
Chris Klein	16	16	1440	3	4
Igor Simutenkov	8	6	437	3	2
Matt McKeon	19	14	1335	3	1
Francisco Gomez	9	3	272	2	2
Davy Arnaud	7	4	396	2	1
Vitalis Takawira	7	7	586	2	1
Onandi Lowe	3	3	270	2	0
Eric Quill	6	5	448	1	3
Chris Brown	10	7	680	1	2
Mo Johnston	15	11	1166	1	2
Jose Burciaga Jr.	4	4	360	1	1
Mark Chung	7	7	629	1	1
Jack Jewsbury	4	4	325	1	1
Josh Wolff	5	4	406	1	1
Dario Fabbro	2	0	76	1	0
Wolde Harris	3	3	261	1	0
Chris Henderson	7	7	659	1	0
Khari Stephenson	4	3	211	1	0
Kerry Zavagnin	20	20	1840	0	3
Mike Sorber	5	5	403	0	2
Peter Vermes	13	13	1184	0	2
Mike Burns	4	3	296	0	1
Nick Garcia	20	20	1865	0	1
Roy Lassiter	3	2	166	0	1
Uche Okafor	7	5	393	0	1
Paul Wright	6	5	461	0	1
Alex Zotinca	6	5	441	0	1
Mike Ammann	2	2	180	0	0
Stephen Armstrong	6	1	180	0	0
Sean Bowers	7	7	630	0	0
Jimmy Conrad	7	7	657	0	0
John DeBrito	1	0	20	0	0
Samuel Ekeme	2	0	30	0	0
Gary Glasgow	3	2	140	0	0
Richard Gough	2	2	180	0	0
Taylor Graham	2	0	32	0	0
Andrew Gregor	3	1	118	0	0
Diego Gutierrez	15	15	1369	0	0
Brian Johnson	3	0	33	0	0
Frank Klopas	5	1	105	0	0
Garth Lagerwey	5	5	450	0	0
Tony Meola	16	16	1505	0	0
Bo Oshoniyi	4	4	360	0	0
Steve Pittman	2	2	160	0	0
Brandon Prideaux	7	7	659	0	0
Edmundo Rodriguez	1	0	10	0	0
Carey Talley	6	6	576	0	0
Matt Taylor	1	0	24	0	0
Ryan Tinsley	2	2	150	0	0
Scott Uderitz	5	5	431	0	0
Diego Walsh	3	0	23	0	0
Own-goals received				1	
Team totals	27	27	2515	42	39
Opponent totals	27	27	2515	41	40

KANSAS CITY WIZARDS INDIVIDUAL GOALKEEPING						
GOALKEEPER	GP	GS	SV	GA	GAA	SO
Bo Oshoniyi	4	4	14	5	1.25	2
Tony Meola	16	16	62	21	1.26	7
Garth Lagerwey	5	5	18	9	1.80	0
Mike Ammann	2	2	9	6	3.00	0
Team totals	27	27	107	41	1.47	9
Opponent totals	27	27	119	42	1.50	5





# HOUSTON DYNAMO v FC DALLAS

2007 MLS CUP PLAYOFFS - WESTERN CONFERENCE SEMIFINALS

## 2007 SEASON RECORDS

	GP	W-L-T	PTS	GF	GA
Dynamo	30	15-8-7	52	43	23
at home	15	8-3-4	28	22	11
FC Dallas	30	13-12-5	44	37	44
at home	15	7-5-3	24	17	17

## LEAGUE ALL-TIME HEAD-TO-HEAD

**ALL-TIME (8 meetings):**  
**Dynamo 5 wins, 12 goals ...**  
**FC Dallas 1 win, 6 goals ... Draws 2**  
*AT ROBERTSON STADIUM (4 meetings):*  
 Dynamo 4 wins, 8 goals ... FC Dallas 0 wins, 4 goals ... Draws 0  
*AT PIZZA HUT PARK (4 meetings):*  
 FC Dallas 1 win, 2 goals ... Dynamo 1 win, 4 goals ... Draws 2

**2007 (MLS)**  
 6/3: HOU 2, DAL 1 (Clark 51; Ngwenya 67 – Thompson 30)  
 6/30: DAL 0, HOU 0  
 8/19: HOU 1, DAL 0 (Ching 42)  
 9/30: DAL 0, HOU 3 (De Rosario 45; Robinson 62; Holden 84)

## MLS CUP PLAYOFFS HISTORY

first meeting

## WHERE THE GOALS COME FROM

DYNAMO		FC DALLAS	
F	A	F	A
43	23	37	44
63	117	73	61
GOALS SCORED			
MINUTES PER GOAL			

## HOW SCORED

DYNAMO	FC DALLAS
25	15
9	12
9	10
0	0
10	27
7	8
6	9
0	0
RIGHT FOOT	
LEFT FOOT	
HEADERS	
OTHER	

## TYPE OF PLAY

DYNAMO	FC DALLAS
18	17
7	7
7	1
3	2
2	5
0	1
5	4
1	0
12	21
2	10
2	4
0	4
2	4
5	3
1	0
OPEN PLAY	
CROSS	
CORNER	
REBOUND	
PENALTIES	
DIRECT FROM FREE KICK	
FREE KICK (INDIRECT)	
OWN GOALS	

## DISTANCE

DYNAMO	FC DALLAS
12	12
26	19
5	6
INSIDE GOAL AREA	
INSIDE PENALTY AREA	
OUTSIDE PENALTY AREA	

## MLS CUP PLAYOFFS GAME GUIDE



## SERIES SCHEDULE

Sat. Oct. 27, Pizza Hut Park  
 Frisco, Texas  
 7 p.m. CT (HDNet; Ch. 55)

Fri. Nov. 2, Robertson Stadium  
 Houston, Texas  
 7:30 p.m. CT (Ch. 52)

## ROSTERS

**HOUSTON DYNAMO**  
**GOALKEEPERS**  
 1 Zach Wells  
 18 Pat Onstad  
 29 Jordan James  
**DEFENDERS**  
 2 Eddie Robinson  
 4 Patrick Ianni  
 5 Ryan Cochrane  
 16 Craig Waibel  
 24 Wade Barrett  
**MIDFIELDERS**  
 7 Chris Wondolowski  
 9 Brian Mullan  
 11 Brad Davis  
 13 Ricardo Clark  
 14 Dwayne De Rosario  
 17 Mike Chabala  
 19 John Michael Hayden  
 20 Kenneth Hoerner  
 22 Stuart Holden  
 23 Mpho Moloi  
 26 Corey Ashe  
 27 Erik Ustruck  
 30 Richard Mulrooney  
 31 Nick Hatzke  
 Eric Ebert  
**FORWARDS**  
 8 Paul Dalglish  
 21 Nate Jaqua  
 25 Brian Ching  
 33 Joseph Ngwenya

**FC DALLAS**  
**GOALKEEPERS**  
 30 Ray Burse  
 48 Dario Sala  
**DEFENDERS**  
 4 Chris Gbandi  
 11 Clarence Goodson  
 14 Drew Moor  
 15 Adrian Serieux  
 16 David Wagenfuhr  
 17 Aaron Pitchkolan  
 19 Bobby Rhine  
 21 Alex Yi  
 22 Michael Dello-Russo  
 23 Blake Wagner  
 27 Andrew Daniels  
**MIDFIELDERS**  
 6 Pablo Ricchetti  
 8 Juan Toja  
 10 Denilson  
 12 Arturo Alvarez  
 13 Dax McCarty  
 24 Sebastian Botero  
 26 Anthony Wallace  
 28 Chase Wileman  
 29 Scott Jones  
 31 Sandy Gbandi Jr.  
**FORWARDS**  
 7 Abe Thompson  
 20 Carlos Ruiz  
 25 Dominic Oduro  
 33 Kenny Cooper  
 34 Ricardinho

## RECORD AT HALFTIME

(W-L-T)	LEAD	TIED	TRAIL
HOU	8-0-0	5-5-4	2-3-3
DAL	7-1-0	4-4-4	2-7-1

## RECORD WITH FIRST GOAL

SCORE	ALLOW
13-1-0	2-7-3
11-2-1	2-10-2

## TEAM LEADERS

**DYNAMO**  
 G: 7 Ching/Ngwenya  
 A: 5 Holden/Mulrooney  
 SH: 62 De Rosario  
 SOG: 24 De Rosario  
 FC: 70 Robinson  
 FS: 64 Robinson  
 OF: 52 Ngwenya  
 C: 11 Robinson  
 E: 1 4 players tied

**FC DALLAS**  
 G: 7 Ruiz  
 A: 7 McCarty  
 SH: 61 Alvarez  
 SOG: 30 Alvarez  
 FC: 83 Toja  
 FS: 46 McCarty  
 OF: 23 Ruiz  
 C: 9 Ruiz  
 E: 1 4 players tied

## GOALSCORING RECORD

GOALS SCORED IN GAME										
GP	0	1	2	3	4+	TOT	AVG			
HOU	30	10	9	3	4	4	43	1.43		
DAL	30	11	6	8	5	0	37	1.23		

## GOALS ALLOWED IN GAME

GP	0	1	2	3	4+	TOT	AVG
HOU	30	13	13	2	2	0	23
DAL	30	7	11	6	3	3	44

## GOALS BY INTERVALS

GOALS SCORED										
Total	1-15	16-30	31-45	46-60	61-75	76-90	OT			
HOU	43	3	6	5	10	14	5	0		
DAL	37	1	6	8	5	3	14	0		

## GOALS ALLOWED

Total	1-15	16-30	31-45	46-60	61-75	76-90	OT
HOU	23	4	6	4	3	3	3
DAL	44	4	6	9	8	8	9

## TEAM COMPARISONS (averages per game)

	DYNAMO		FC DALLAS	
	FOR	AGAINST	FOR	AGAINST
GOALS SCORED	1.43	0.77	1.23	1.47
TOTAL SHOTS	11.17	9.33	11.67	12.70
SHOTS ON GOAL	4.83	3.93	5.13	5.27
SHOOTING ACCURACY	43%	42%	44%	41%
SCORING PERCENTAGE	12.8%	8.2%	10.6%	11.5%
FOULS	13.67	15.17	15.50	14.83
CORNER KICKS	4.63	3.43	3.83	5.83
OFFSIDE	4.17	1.20	2.73	3.33

## GAME-BY-GAME: WON/LOST/TIED

Dynamo TWLLW LLLWW WWWTW WWTTL LWTTW WWLWT  
 FC Dallas TWLWL LWWWL LWLWL TWTWW LLWLT LLWLT



WCSF: DYNAMO v FC DALLAS

HOUSTON DYNAMO PLAYOFF HISTORY

vs. Team	No. of Series		GP	W-L-T	OT	ShO	GF	GA	Last		Series Result
	Series	W-L							Mtg.	Round	
Colorado	1	1-0	1	1-0-0	0-0-0	0-0	3	1	2006	Semifinals	Won 1 games to 0
New England	1	1-0	1	1-0-0	1-0-0	1-0	1	1	2006	MLS Cup '06	Won MLS Cup '06
Chivas USA	1	1-0	2	1-1-0	0-0-0	0-0	3	2	2006	Quarterfinals	Won Series Tie-Breaker
<b>TOTALS</b>	<b>3</b>	<b>3-0</b>	<b>4</b>	<b>3-1-0</b>	<b>1-0-0</b>	<b>1-0</b>	<b>7</b>	<b>4</b>			

HOUSTON DYNAMO -- ALL-TIME POSTSEASON RESULTS

DATE	OPPONENT	RESULT	ATT.	W-L-T	RD.	GOALS:
10/22/2006	at Chivas USA	L 1-2	15,110	0-1-0	QTR	HOU: Ching (75); CHV: Razov (45) Palencia (68)
10/29/2006	Chivas USA	W 2-0	17,440	1-1-0	QTR	HOU: Davis (64) Ching (90)
11/05/2006	Colorado	W 3-1	23,107	2-1-0	SEM	HOU: Dalglish (10,21) Mullan (71); COL: Kirovski (4)
11/12/2006	at New England	W 1-1 (OT)	22,427	3-1-0	FIN	HOU: Ching (114); NE: Twellman (113)



## WCSF: DYNAMO v FC DALLAS

### FC DALLAS PLAYOFF HISTORY

vs. Team	No. of Series	W-L	GP	W-L-T	OT	ShO	GF	GA	Last Mtg.	Round	Series Result
Chicago	2	1-1	6	2-3-1	0-0-1	0-0	6	12	2001	Quarterfinals	Lost 7 pts. to 1
Colorado	4	0-4	9	2-5-2	0-2-1	0-1	12	14	2006	Quarterfinals	Lost Series Tie-Breaker
Kansas City	1	0-1	3	1-2-0	0-0-0	0-1	6	6	1996	West Semifinals	Lost 2 games to 1
Los Angeles	3	1-2	7	3-4-0	0-0-0	2-0	10	16	1999	West Finals	Lost 2 games to 1
New York	1	0-1	2	0-2-0	0-1-0	0-0	2	4	2000	Quarterfinals	Lost 6 pts. to 0
<b>TOTALS</b>	<b>11</b>	<b>2-9</b>	<b>27</b>	<b>8-16-3</b>	<b>0-3-2</b>	<b>2-2</b>	<b>36</b>	<b>52</b>			

### FC DALLAS -- ALL-TIME POSTSEASON RESULTS

DATE	OPPONENT	RESULT	ATT.	W-L-T	RD.	GOALS:
09/26/1996	at Kansas City	L 2-3	4,466	0-1-0	QTR	DAL: Elliott (21) Ashton (25); KC: Johnston (16) McKeon (79) Preki (89)
09/29/1996	Kansas City	W 2-1	10,125	1-1-0	QTR	DAL: Kreis (5) Washington (32); KC: Preki (30)
10/02/1996	Kansas City	L 2-3	9,802	1-2-0	QTR	DAL: Sanchez (27) Elliott (66); KC: Chung (41) Takawira (62)
DATE	OPPONENT	RESULT	ATT.	W-L-T	RD.	GOALS:
10/05/1997	at Los Angeles	W 1-0	18,921	1-0-0	QTR	
10/08/1997	Los Angeles	W 3-0	11,248	2-0-0	QTR	DAL: Washington (29,69) Peinado (86)
10/12/1997	Colorado	L 0-1	7,376	2-1-0	SEM	COL: S. Henderson (42)
10/15/1997	at Colorado	L 1-2	18,452	2-2-0	SEM	DAL: Damian (5); COL: Patino (22) C. Henderson (87)
DATE	OPPONENT	RESULT	ATT.	W-L-T	RD.	GOALS:
10/01/1998	at Los Angeles	L 1-6	10,047	0-1-0	QTR	DAL: Washington (47); LA: Pena (10,69) Hermosillo (16,32) Cienfuegos (20) Welton (41)
10/04/1998	Los Angeles	L 2-3	8,130	0-2-0	QTR	DAL: Haynes (44) Kreis (48); LA: Hendrickson (80) Caligiuri (85) Mathis (88)
DATE	OPPONENT	RESULT	ATT.	W-L-T	RD.	GOALS:
10/16/1999	Chicago	W 2-1	10,980	1-0-0	QTR	DAL: Graziani (52) Santel (75); CHI: Ball (79)
10/23/1999	at Chicago	L 0-4	13,197	1-1-0	QTR	CHI: Nowak (18) Kosecki (36) Razov (43) Kovalenko (46)
10/27/1999	Chicago	W 3-2	9,795	2-1-0	QTR	DAL: Deering (55) Rodriguez (84) Graziani (86); CHI: Razov (3) Marsch (5)
10/31/1999	at Los Angeles	L 1-2	17,372	2-2-0	SEM	DAL: Graziani (75); LA: Cienfuegos (39) Hendrickson (90)
11/07/1999	Los Angeles	W 3-2	13,816	3-2-0	SEM	DAL: Graziani (33,73); LA: Hermosillo (13,54)
11/11/1999	at Los Angeles	L 1-3	25,703	3-3-0	SEM	DAL: Kreis (89); LA: Vanney (3) Hermosillo (20) Cienfuegos (68)
DATE	OPPONENT	RESULT	ATT.	W-L-T	RD.	GOALS:
09/15/2000	at MetroStars	L 1-2 (OT)	14,868	0-1-0	QTR	DAL: Rhine (67); MET: Mathis (34) Valencia (100)
09/20/2000	MetroStars	L 1-2	7,555	0-2-0	QTR	DAL: J. Rodriguez (82); MET: Mathis (53,81)
DATE	OPPONENT	RESULT	ATT.	W-L-T	RD.	GOALS:
09/20/2001	at Chicago	L 0-2	8,314	0-1-0	QTR	CHI: Bocanegra (40) Whitfield (90)
09/23/2001	Chicago	T 1-1 (OT)	17,149	0-1-1	QTR	DAL: Deering (27); CHI: J. Beasley (84)
09/29/2001	at Chicago	L 0-2	12,811	0-2-1	QTR	CHI: Kovalenko (17) Armas (55)
DATE	OPPONENT	RESULT	ATT.	W-L-T	RD.	GOALS:
09/25/2002	Colorado	W 4-2	6,360	1-0-0	QTR	DAL: Morrow (26); Kreis (49); Deering (68); Martinez (70); COL: Valderrama (2) Spencer (75)
09/28/2002	at Colorado	L 0-1	9,637	1-1-0	QTR	COL: Carrieri (78)
10/02/2002	Colorado	T 1-2 (OT/ST)	8,008	1-1-1	QTR	DAL: Rhine (6); COL: Spencer (22); Chung (101)
DATE	OPPONENT	RESULT	ATT.	W-L-T	RD.	GOALS:
10/22/2005	at Colorado	T 0-0	9,625	0-0-1	QTR	
10/29/2005	Colorado	L 2-2 (OT)	10,104	0-1-1	QTR	DAL: Ruiz (67,105); COL: Cunningham (19) Kotschau (105)
DATE	OPPONENT	RESULT	ATT.	W-L-T	RD.	GOALS:
10/21/2006	at Colorado	W 2-1	4,176	1-0-0	QTR	DAL: Ruiz (15) Thompson (55); COL: Cooke (23)
10/28/2006	Colorado	L 2-3 (OT)	15,486	1-1-0	QTR	DAL: Ruiz (48) Goodson (92); COL: Hernandez (57,83) Mathis (114)



# WCSF: DYNAMO v FC DALLAS

## DYNAMO v FC DALLAS – 2007 LEAGUE BOXSCORES

### HOUSTON DYNAMO 2, FC DALLAS 1

June 3, 2007 -- Robertson Stadium

#### Scoring Summary:

DAL -- Thompson 1 (Cooper 2, McCarty 3) 32  
HOU -- Clark 1 (Mullan 1) 51  
HOU -- Ngwenya 1 (Clark 2, Ashe 1) 66

Houston Dynamo put an end to a three-game losing streak and continued their dominance over their in-state rivals with a 2-1 on June 3 at Robertson Stadium. It was the Hoops that took the lead in the 30th minute, finishing off a great tic-tac-toe passing sequence. Abe Thompson started it, finding Kenny Cooper, who played to Dax McCarty, who slipped in Thompson who had completed his run, and the second-year forward rolled his shot under Houston 'keeper Pat Onstad. Yet Dynamo came storming back after the break. A poor clearance was intercepted by Brian Mullan and he found an unmarked Ricardo Clark in the area, who had plenty of time to turn and fire high inside the near post for the 51st-minute equalizer. Then in the 67th minute, Clark took a pass in the center circle and released Joseph Ngwenya, who raced away from the pulled-up FCD back line and stroked a curling shot around Dario Sala inside the right-hand post. There were tense moments for the home side after Onstad was sent off in the 78th minute when he took down FCD substitute Arturo Alvarez just outside the area after he raced in alone with an intercepted back pass. But Dynamo held on to remain perfect on their home ground against their Texas rivals, with four wins all-time in all competitions.

DYNAMO (4-1-3-2): Pat Onstad – Craig Waibel, Ryan Cochrane, Eddie Robinson, Wade Barrett – Ricardo Clark – Brian Mullan, Richard Mulrooney, Brad Davis (Corey Ashe 62) – Joseph Ngwenya (Zach Wells 79), Brian Ching (Chris Wondolowski 88). Substitutes Not Used: Mike Chabala, Kelly Gray, Stuart Holden, Patrick Ianni

TOTAL SHOTS: 8 (Clark 2, Ngwenya 2); SHOTS ON GOAL: 5 (Ngwenya 2); FOULS: 15 (Robinson 3); OFFSIDE: 5; CORNER KICKS: 3; SAVES: Onstad 4; CAUTIONS: None; EJECTIONS: Onstad 78.

FC DALLAS (4-3-1-2): Dario Sala – Drew Moor, Clarence Goodson (Bobby Rhine 31), Alex Yi, David Wagenfuhr – Dax McCarty, Pablo Ricchetti, Juan Toja – Ramon Nunez (Dominic Odoro 73) – Abe Thompson, Kenny Cooper (Arturo Alvarez 73). Substitutes Not Used: Shaka Hislop, Aaron Pitchkolan, Marcelo Saragosa, Blake Wagner

TOTAL SHOTS: 8 (McCarty 2); SHOTS ON GOAL: 5 (5 tied with 1); FOULS: 22 (Cooper 4, Toja 4); OFFSIDE: 0; CORNER KICKS: 4; SAVES: Sala 3; CAUTIONS: Ricchetti 29, Rhine 35, Wagenfuhr 43; EJECTIONS: None.

#### Referee: Michael Kennedy

Referee's Assistants: Rob Fereday, Emiliano Monje  
4th Official: Oscar Ortiz.  
Attendance: 13,199.  
Temperature: 90 and Partly Cloudy.

### FC DALLAS 0, HOUSTON DYNAMO 0

June 30, 2007 -- Pizza Hut Park

On June 30 at Pizza Hut Park, the teams played to a scoreless draw. Dynamo were forced into a lineup change before the game even began, as Canadian international Pat Onstad was injured in pre-match warmups. Zach Wells, who backstopped a pair of victories while Onstad was away on international duty for the CONCACAF Gold Cup, once again stood between the posts. Wells had to only make saves of a routine variety over the match, though FC Dallas had the better of much of the play. The game's best chance fell to Houston's other Canadian international, Dwayne De Rosario, who was slipped in alone inside the FCD penalty area. But Hoops 'keeper Dario Sala came quickly off his line and blocked De Rosario's effort with his chest in the 85th minute to preserve the result.

FC DALLAS (4-2-1-3): Dario Sala – Bobby Rhine, Clarence Goodson, Aaron Pitchkolan, David Wagenfuhr – Marcelo Saragosa, Pablo Ricchetti – Juan Toja – Dominic Odoro (Abe Thompson 71), Carlos Ruiz, Arturo Alvarez. Substitutes Not Used: Andrew Daniels, Michael Dello-Russo, Shaka Hislop, Ramon Nunez, Adrian Serieux, Blake Wagner

TOTAL SHOTS: 14 (Ruiz 5); SHOTS ON GOAL: 3 (3 tied with 1); FOULS: 26 (Ruiz 7); OFFSIDE: 1; CORNER KICKS: 4; SAVES: Sala 3; CAUTIONS: Saragosa 21, Pitchkolan 37; EJECTIONS: None.

DYNAMO (4-3-1-2): Zach Wells – Craig Waibel, Ryan Cochrane, Eddie Robinson, Wade Barrett – Brian Mullan (Chris Wondolowski 89), Richard Mulrooney, Brad Davis (Corey Ashe 74) – Dwayne De Rosario – Brian Ching, Joseph Ngwenya (Stuart Holden 74). Substitutes Not Used: Mike Chabala, Kelly Gray, Patrick Ianni

TOTAL SHOTS: 8 (De Rosario 2); SHOTS ON GOAL: 3 (3 tied with 1); FOULS: 15 (Robinson 4); OFFSIDE: 7; CORNER KICKS: 5; SAVES: Wells 3; CAUTIONS: Barrett 23, Robinson 29; EJECTIONS: None.

#### Referee: Brian Hall

Referee's Assistants: Emiliano Monje, George Vergara  
4th Official: Jair Marrufo.  
Attendance: 13,887.  
Temperature: 82 and Showers.

### HOUSTON DYNAMO 1, FC DALLAS 0

August 19, 2007 -- Robertson Stadium

#### Scoring Summary:

HOU -- Ching 7 (Mullan 3, De Rosario 2) 42

On Aug. 19, the Orange maintained their home dominance over their in-state rivals. The game's lone goal came in the 42nd minute when Dwayne De Rosario sprung Brian Mullan with a ball down the right side, and he sent in a low cross where Brian Ching ran on and knocked a diving header past Ray Burse. FC Dallas has still never won in Houston in five matches in all competitions. With the win, Dynamo ensured "El Capitan", the Civil War-era cannon awarded to the winner of the season series, would remain in the Bayou City.

DYNAMO (4-3-1-2): Pat Onstad – Richard Mulrooney, Patrick Ianni, Eddie Robinson, Wade Barrett – Brian Mullan, Ricardo Clark, Nate Jaqua – Dwayne De Rosario – Brian Ching (Corey Ashe 71), Joseph Ngwenya (Chris Wondolowski 56). Substitutes Not Used: Mike Chabala, Eric Ebert, John Michael Hayden, Craig Waibel, Zach Wells  
TOTAL SHOTS: 11 (De Rosario 3); SHOTS ON GOAL: 5 (Ching 2); FOULS: 14 (Robinson 3); OFFSIDE: 6; CORNER KICKS: 8; SAVES: Onstad 5; CAUTIONS: Robinson 34, Jaqua 84; EJECTIONS: None.

FC DALLAS (4-4-2): Ray Burse – Drew Moor (Abe Thompson 74), Clarence Goodson, Aaron Pitchkolan, Chris Gbandi – Arturo Alvarez, Bobby Rhine, Pablo Ricchetti, Dax McCarty – Ricardinho (Dominic Odoro 65), Carlos Ruiz. Substitutes Not Used: Andrew Daniels, Boris Pardo, David Wagenfuhr, Blake Wagner, Anthony Wallace  
TOTAL SHOTS: 8 (Alvarez 3); SHOTS ON GOAL: 5 (Ruiz 2); FOULS: 17 (Goodson 3, Ricchetti 3); OFFSIDE: 2; CORNER KICKS: 6; SAVES: Burse 4; CAUTIONS: Rhine 31, Odoro 77; EJECTIONS: None.

#### Referee: Tim Weyland

Referee's Assistants: Steven Taylor, Anthony Vasoli  
4th Official: Colin Tait.  
Attendance: 19,501.  
Temperature: 94 and Partly Cloudy.

### FC DALLAS 0, HOUSTON DYNAMO 3

September 30, 2007 -- Pizza Hut Park

#### Scoring Summary:

HOU--De Rosario 6 (unassisted) 46+  
HOU--Robinson 2 (Mulrooney 4) 62  
HOU--Holden 4 (Ching 2) 84

Dynamo returned to action after a week off and rolled to a comprehensive 3-0 victory against FC Dallas on Sept. 30 at Pizza Hut Park. The visitors had control of the match from the outset, and took the lead in first-half stoppage time. Dwayne De Rosario was able to latch onto a through ball that bounced off an FCD defender, and after dribbling into the area he rolled home an angled shot inside the far post. Dynamo doubled their lead in the 62nd minute. Richard Mulrooney flighted in a corner kick from the right and it flew all the way to beyond the back post, where Eddie Robinson came in to turn the ball home. Houston completed the rout and finished off the club's first victory in Frisco in the 84th minute. Brian Ching was able to wriggle free on the right and cut back into the center, before rolling a pass into Stuart Holden's path, and he calmly slotted home. Each team ended the game a man down, after FC Dallas striker Carlos Ruiz and Dynamo midfielder Ricardo Clark were sent off when they were involved in a melee a minute from the end.

FC DALLAS (4-4-1-1): Dario Sala – Drew Moor, Clarence Goodson, Adrian Serieux, Blake Wagner – Arturo Alvarez (Abe Thompson 85), Dax McCarty, Pablo Ricchetti (Dominic Odoro 64), Juan Toja – Denilson (Ricardinho 64) – Carlos Ruiz. Substitutes Not Used: Ray Burse, Bobby Rhine, David Wagenfuhr, Alex Yi  
TOTAL SHOTS: 9 (Ruiz 3, Toja 3); SHOTS ON GOAL: 1 (Ruiz 1); FOULS: 11 (Ruiz 3); OFFSIDE: 0; CORNER KICKS: 4; SAVES: Sala 3; CAUTIONS: Ruiz 17; EJECTIONS: Ruiz 89.

DYNAMO (4-3-1-2): Pat Onstad – Richard Mulrooney, Ryan Cochrane, Eddie Robinson, Wade Barrett – Nate Jaqua, Ricardo Clark, Corey Ashe (Stuart Holden 68) – Dwayne De Rosario – Joseph Ngwenya (Craig Waibel 85), Brian Ching (Chris Wondolowski 87). Substitutes Not Used: Paul Dalglish, Brad Davis, Patrick Ianni, Zach Wells  
TOTAL SHOTS: 13 (De Rosario 3, Jaqua 3); SHOTS ON GOAL: 7 (De Rosario 2); FOULS: 15 (Clark 4, Robinson 4); OFFSIDE: 6; CORNER KICKS: 4; SAVES: Onstad 1; CAUTIONS: Ashe 5, Clark 81, Robinson 87; EJECTIONS: Clark 89.

#### Referee: Jorge Gonzalez

Referee's Assistants: Thomas Supple, C.J. Morgante  
4th Official: Jair Marrufo.  
Attendance: 17,366.  
Temperature: 87 and Partly Cloudy.



WCSF: DYNAMO v FC DALLAS

2007 HOUSTON DYNAMO VS. FC DALLAS (3-0-1)

UNF	POS	PLAYER	GP	GS	MIN	G	A	SHT	SOG	FC	FS	OFF	CK	C	E	CP
25	FWD	Brian Ching	4	4	336	1	1	6	3	5	17	4	0	0	0	0
13	MID	Ricardo Clark	3	3	269	1	1	3	2	8	4	0	0	1	1	0
14	MID	Dwayne De Rosario	3	3	270	1	1	8	4	5	4	2	0	0	0	0
22	MID	Stuart Holden	2	0	39	1	0	1	1	1	1	0	1	0	0	0
33	MID*	Joseph Ngwenya	4	4	292	1	0	4	4	3	5	12	0	0	0	0
2	DEF	Eddie Robinson	4	4	360	1	0	3	1	14	13	0	0	3	0	0
9	MID	Brian Mullan	3	3	269	0	2	3	1	3	9	3	1	0	0	0
26	MID	Corey Ashe	4	1	132	0	1	2	1	1	2	0	0	1	0	0
30	MID*	Richard Mulrooney	4	4	360	0	1	0	0	3	5	0	12	0	0	0
24	DEF	Wade Barrett	4	4	360	0	0	0	0	2	1	0	0	1	0	0
5	DEF	Ryan Cochrane	3	3	270	0	0	1	0	4	1	0	0	0	0	0
11	MID	Brad Davis	2	2	135	0	0	2	1	2	5	0	6	0	0	0
4	DEF	Patrick Ianni	1	1	90	0	0	0	0	0	0	0	0	0	0	0
21	FWD*	Nate Jaqua	2	2	180	0	0	4	1	1	1	1	0	1	0	0
18	GK	Pat Onstad	3	3	258	0	0	0	0	1	1	0	0	0	1	0
16	DEF	Craig Waibel	3	2	185	0	0	2	1	3	5	0	0	0	0	0
1	GK	Zach Wells	2	1	102	0	0	0	0	0	0	0	0	0	0	0
7	FWD	Chris Wondolowski	4	0	40	0	0	1	0	3	0	2	0	0	0	0
-----																
Team totals			4	4	360	6	7	40	20	59	76	24	20	7	2	0
Opponent totals			4	4	360	1	2	39	14	76	59	3	18	8	1	0

GAME-WINNING GOALS: Joseph Ngwenya 1, Dwayne De Rosario 1, Brian Ching 1  
 GAME-WINNING ASSISTS: Brian Mullan 1, Dwayne De Rosario 1, Ricardo Clark 1, Corey Ashe 1  
 PENALTY KICK GOALS/ATTEMPTS: None

UNF	POS	GOALKEEPER	GP	GS	MIN	SHTS	SV	GA	GAA	PG	PA	W	L	T	SO	O'TIME
1	GK	Zach Wells	2	1	102	3	3	0	0.00	0	0	0	0	1	1	0-0-0
18	GK	Pat Onstad	3	3	258	11	10	1	0.35	0	0	3	0	0	2	0-0-0
-----																
Team totals			4	4	360	14	13	1	0.25	0	0	3	0	1	3	0-0-0
Opponent totals			4	4	360	20	13	6	1.50	0	0	0	3	1	1	0-0-0

2007 FC DALLAS VS. HOUSTON DYNAMO (0-3-1)

UNF	POS	PLAYER	GP	GS	MIN	G	A	SHT	SOG	FC	FS	OFF	CK	C	E	CP
7	FWD	Abe Thompson	4	1	130	1	0	2	2	2	0	1	0	0	0	0
33	FWD	Kenny Cooper	1	1	73	0	1	1	1	4	3	0	0	0	0	0
13	MID	Dax McCarty	3	3	270	0	1	3	1	2	6	0	13	0	0	0
12	MID	Arturo Alvarez	4	3	282	0	0	9	1	5	6	0	4	0	0	0
30	GK	Ray Burse	1	1	90	0	0	0	0	0	0	0	0	0	0	0
10	MID	Denilson	1	1	64	0	0	1	0	1	6	0	0	0	0	0
4	DEF	Chris Gbandi	1	1	90	0	0	0	0	0	1	0	0	0	0	0
11	DEF	Clarence Goodson	4	4	301	0	0	1	0	7	6	0	0	0	0	0
14	DEF	Drew Moor	3	3	254	0	0	0	0	2	4	0	0	0	0	0
10	MID*	Ramon Nunez	1	1	73	0	0	1	1	2	1	0	1	0	0	0
25	FWD	Dominic Oduro	4	1	139	0	0	2	2	0	3	0	0	1	0	0
17	M/D	Aaron Pitchkolan	2	2	180	0	0	0	0	4	0	0	0	1	0	0
19	DEF	Bobby Rhine	3	2	239	0	0	1	0	3	3	0	0	2	0	0
34	FWD	Ricardinho	2	1	91	0	0	1	1	1	1	0	0	0	0	0
6	MID	Pablo Ricchetti	4	4	334	0	0	1	0	9	2	0	0	1	0	0
20	FWD	Carlos Ruiz	3	3	269	0	0	10	4	12	8	2	0	1	1	0
48	GK	Dario Sala	3	3	270	0	0	0	0	0	1	0	0	0	0	0
5	MID	Marcelo Saragosa	1	1	90	0	0	0	0	5	0	0	0	1	0	0
15	DEF	Adrian Serieux	1	1	90	0	0	0	0	2	0	0	0	0	0	0
8	MID	Juan Toja	3	3	270	0	0	6	1	8	3	0	0	0	0	0
16	DEF	David Wagenfuhr	2	2	180	0	0	0	0	4	2	0	0	1	0	0
23	DEF	Blake Wagner	1	1	90	0	0	0	0	0	0	0	0	0	0	0
21	DEF	Alex Yi	1	1	90	0	0	0	0	3	1	0	0	0	0	0
-----																
Team totals			4	4	360	1	2	39	14	76	59	3	18	8	1	0
Opponent totals			4	4	360	6	7	40	20	59	76	24	20	7	2	0

GAME-WINNING GOALS: None  
 GAME-WINNING ASSISTS: None  
 PENALTY KICK GOALS/ATTEMPTS: None

UNF	POS	GOALKEEPER	GP	GS	MIN	SHTS	SV	GA	GAA	PG	PA	W	L	T	SO	O'TIME
30	GK	Ray Burse	1	1	90	5	4	1	1.00	0	0	0	1	0	0	0-0-0
48	GK	Dario Sala	3	3	270	15	9	5	1.67	0	0	0	2	1	1	0-0-0
-----																
Team totals			4	4	360	20	13	6	1.50	0	0	0	3	1	1	0-0-0
Opponent totals			4	4	360	14	13	1	0.25	0	0	3	0	1	3	0-0-0





## WCSF: DYNAMO v FC DALLAS

### HOUSTON DYNAMO 2007 SCHEDULE - REGULAR SEASON TOTALS

DAY	DATE	OPPONENT	RESULT	ATT.	W-L-T	POS.	PTS	NOTES:
Sun.	Apr. 8	Los Angeles	T 0-0	16,404	0-0-1	T3	1	
Sat.	Apr. 14	Chivas USA	W 1-0	16,519	1-0-1	T1	4	HOU: Ching (64)
Sat.	Apr. 21	at New York	L 0-1	12,481	1-1-1	T2	4	NY: Altidore (60)
Sun.	Apr. 29	Chicago	L 0-1	13,392	1-2-1	T3	4	CHI: Rolfe (60)
Sat.	May 5	at Colorado	W 3-1	10,719	2-2-1	T1	7	HOU: Ching (55) De Rosario (63,68); COL: Brown (5)
Wed.	May 16	at Toronto FC	L 0-1	19,123	2-3-1	T3	7	TOR: Welsh (25)
Sat.	May 19	New England	L 0-1	18,232	2-4-1	T3	7	NE: Joseph (9)
Sat.	May 26	at D.C. United	L 1-2	18,078	2-5-1	4	7	HOU: De Rosario (73); DC: Gomez (4) Olsen (27)
Sun.	June 3	FC Dallas	W 2-1	13,199	3-5-1	4	10	HOU: Clark (51) Ngwenya (66); DAL: Thompson (32)
Thu.	June 7	Colorado	W 2-1	12,017	4-5-1	4	13	HOU: Ngwenya (3) Holden (63); COL: Cancela (12)
Sun.	June 10	at Columbus	W 2-1	12,661	5-5-1	T3	16	HOU: Ngwenya (22) own goal (29); CLB: Moreno (25)
Thu.	June 21	Chivas USA	W 4-0	14,184	6-5-1	2	19	HOU: Mullan (5) Davis (55,70,75)
Sun.	June 24	at Kansas City	W 1-0	8,091	7-5-1	1	22	HOU: Ianni (81)
Sat.	July 30	at FC Dallas	T 0-0	13,887	7-5-2	2	23	
Thu.	July 5	New York	W 4-0	14,072	8-5-2	2	26	HOU: Ngwenya (28,49) Ching (31) Holden (80)
Sun.	July 8	D.C. United	W 1-0	15,033	9-5-2	T1	29	HOU: Ching (33)
Thu.	July 12	at Chicago	W 4-0	20,034	10-5-2	1	32	HOU: Holden (31) Jaqua (58) Ngwenya (62) Wondolowski (90)
Sun.	July 15	Toronto FC	T 0-0	11,114	10-5-3	1	33	
Sun.	July 22	at New England	T 3-3	14,606	10-5-4	0	34	HOU: De Rosario (49) Ching (60,61); NE: Noonan (32) Twellman (51) Joseph (66)
Sat.	Aug. 4	at Real Salt Lake	L 0-1	13,003	10-6-4	1	34	RSL: Findley (84)
Sat.	Aug. 11	at Colorado	L 0-1	18,024	10-7-4	2	34	COL: own goal (61)
Sun.	Aug. 19	FC Dallas	W 1-0	19,501	11-7-4	1	37	HOU: Ching (42)
Sat.	Aug. 25	Columbus	T 1-1	14,351	11-7-5	1	38	HOU: Jaqua (79); CLB: Moreno (17)
Sat.	Sept. 1	Kansas City	T 1-1	13,530	11-7-6	1	39	HOU: Ngwenya (69); KC: Johnson (45)
Sat.	Sept. 8	Real Salt Lake	W 4-3	16,104	12-7-6	1	42	HOU: Jaqua (6,48,57) Robinson (28); RSL: Espindola (18) Talley (69) K. Brown (82)
Sun.	Sept. 16	at Los Angeles	W 3-1	25,217	13-7-6	1	45	HOU: Cochrane (21) De Rosario (47) Clark (73); LA: Gordon (26)
Sun.	Sept. 30	at FC Dallas	W 3-0	17,366	14-7-6	2	48	HOU: De Rosario (45) Robinson (62) Holden (84)
Sun.	Oct. 7	Los Angeles	L 1-2	30,588	14-8-6	2	48	HOU: Jaqua (21); LA: Pavon (45) Glington (77)
Mon.	Oct. 15	at Real Salt Lake	W 1-0	14,587	15-8-6	2	51	HOU: Holden (66)
Sat.	Oct. 20	at Chivas USA	T 0-0	16,853	15-8-7	2	52	

### FC DALLAS 2007 SCHEDULE - REGULAR SEASON TOTALS

DAY	DATE	OPPONENT	RESULT	ATT.	W-L-T	POS.	PTS	NOTES:
Sat.	Apr. 7	at Real Salt Lake	T 2-2	18,678	0-0-1	T3	1	DAL: Cooper (19) Ruiz (90); RSL: Cunningham (29,51)
Thu.	Apr. 12	at Los Angeles	W 2-1	23,596	1-0-1	1	4	DAL: Ruiz (35) Cooper (43); LA: Findley (86)
Sun.	Apr. 15	at New York	L 0-3	8,865	1-1-1	T1	4	NY: Altidore (18) Mathis (34) van den Bergh (90)
Sun.	Apr. 22	Colorado	W 3-1	20,500	2-1-1	1	7	DAL: Nunez (29,78) Oduro (90); COL: Kirovski (34)
Thu.	Apr. 26	New York	L 0-1	14,087	2-2-1	T2	7	NY: Freeman (79)
Sun.	Apr. 29	New England	L 0-1	9,165	2-3-1	1	7	NE: Twellman (13)
Sat.	May 12	at Kansas City	W 2-1	10,141	3-3-1	1	10	DAL: Cooper (19) Toja (45); KC: Harrington (90)
Thu.	May 17	at Chicago	W 2-1	12,164	4-3-1	2	13	DAL: Cooper (24) Toja (60); CHI: Carr (73)
Sun.	May 20	Real Salt Lake	W 2-1	16,576	5-3-1	1	16	DAL: Alvarez (26) C. Gbandi (82); RSL: Adu (68)
Sat.	May 26	at Chivas USA	L 0-2	8,756	5-4-1	1	16	CHV: Galindo (50) Razov (90)
Sun.	June 3	at Houston	L 1-2	13,199	5-5-1	T2	16	DAL: Thompson (32); HOU: Clark (51) Ngwenya (66)
Sat.	June 9	Los Angeles	W 3-1	14,640	6-5-1	1	19	DAL: Toja (24) Thompson (53) Moor (73); LA: Findley (41)
Thu.	June 14	at Real Salt Lake	W 1-0	16,278	7-5-1	1	22	DAL: Oduro (90)
Sun.	June 17	at Toronto FC	L 0-4	20,156	7-6-1	1	22	TOR: Edu (22) Dichio (25) Robinson (65) Cunningham (90)
Sat.	June 23	at Colorado	W 1-0	16,128	8-6-1	1	25	DAL: Toja (62)
Sat.	June 30	Houston	T 0-0	13,887	8-6-2	3	26	
Wed.	July 4	Chivas USA	W 2-0	15,773	9-6-2	1	29	DAL: Nunez (41) Oduro (86)
Sat.	July 14	at D.C. United	T 3-3	20,952	9-6-3	2	30	DAL: Ruiz (51) Toja (71,81); DC: Emilio (8,47) Fred (45)
Sat.	Aug. 4	Colorado	W 1-0	12,820	10-6-3	2	33	DAL: Moor (31)
Sat.	Aug. 11	Columbus	W 3-2	14,818	11-6-3	1	36	DAL: Alvarez (60) Ruiz (80) Goodson (90); CLB: Gonzalez (6) Herron (74)
Sun.	Aug. 19	at Houston	L 0-1	19,501	11-7-3	0	36	HOU: Ching (42)
Sat.	Sept. 1	D.C. United	L 0-4	15,747	11-8-3	T2	36	DC: Olsen (4,45) Gomez (47) Fred (49)
Sat.	Sept. 8	Toronto FC	W 2-0	16,790	12-8-3	2	39	DAL: Denilson (36) Thompson (87)
Sat.	Sept. 15	at New England	L 2-4	15,289	12-9-3	3	39	DAL: Ruiz (35,84); NE: Noonan (29,65) Ralston (78) Smith (90)
Thu.	Sept. 20	Chicago	T 1-1	15,059	12-9-4	3	40	DAL: Ruiz (90); CHI: Rolfe (56)
Sun.	Sept. 23	at Los Angeles	L 1-2	27,000	12-10-4	3	40	DAL: McCarty (11); LA: Donovan (25) Klein (72)
Sun.	Sept. 30	Houston	L 0-3	17,366	12-11-4	3	40	HOU: De Rosario (45) Robinson (62) Holden (84)
Sat.	Oct. 6	at Columbus	W 3-1	19,517	13-11-4	3	43	DAL: Alvarez (48) Thompson (86,89); CLB: Gaven (31)
Thu.	Oct. 11	Chivas USA	T 0-0	9,454	13-11-5	3	44	
Sat.	Oct. 20	Kansas City	L 0-2	20,500	13-12-5	3	44	KC: Sealy (39,55)



## WCSF: DYNAMO v FC DALLAS

### HOUSTON DYNAMO CAREER STATISTICS VS. FC DALLAS (5-1-2)

PLAYER	GP	GS	MIN	G	A	SHT
Dwayne De Rosario	7	7	579	3	2	17
Brian Ching	6	6	510	2	2	12
Ricardo Clark	7	7	629	2	1	8
Eddie Robinson	8	8	661	1	1	3
Stuart Holden	4	0	42	1	0	1
Joseph Ngwenya	4	4	292	1	0	4
Craig Waibel	7	6	543	1	0	3
Brad Davis	6	6	459	0	2	6
Brian Mullan	7	7	629	0	2	5
Corey Ashe	4	1	132	0	1	2
Richard Mulrooney	4	4	360	0	1	0
Wade Barrett	8	8	720	0	0	0
Ronald Cerritos	2	2	180	0	0	1
Ryan Cochrane	6	4	467	0	0	1
Kevin Goldthwaite	2	0	35	0	0	0
Patrick Ianni	1	1	90	0	0	0
Nate Jaqua	2	2	180	0	0	4
Alejandro Moreno	3	3	270	0	0	3
Julian Nash	1	0	20	0	0	0
Pat Onstad	7	7	618	0	0	0
Adrian Serioux	4	3	256	0	0	1
Zach Wells	2	1	102	0	0	0
Chris Wondolowski	5	1	74	0	0	1
Team totals	8	8	720	12	12	72
Opponent totals	8	8	720	6	7	72

GOALKEEPER	GP	MIN	SHTS	SV	GAA	PG
Zach Wells	2	102	3	3	0.00	0
Pat Onstad	7	618	29	22	0.87	0
-----						
Team totals	8	720	32	25	0.75	0
Opponent totals	8	720	35	23	1.50	0

### CURRENT HOUSTON DYNAMO PLAYERS CAREER STATISTICS VS. FC DALLAS (5-1-2)

PLAYER	GP	GS	MIN	G	A	SHT
Dwayne De Rosario	19	14	1303	10	3	46
Brian Ching	15	14	1195	7	2	26
Brian Mullan	22	20	1760	4	9	24
Ricardo Clark	16	16	1436	3	2	20
Wade Barrett	26	25	2274	2	4	9
Nate Jaqua	10	9	774	2	1	24
Joseph Ngwenya	13	9	783	2	0	13
Eddie Robinson	17	17	1350	1	2	4
Stuart Holden	4	0	42	1	0	1
Craig Waibel	16	11	1038	1	0	4
Richard Mulrooney	23	23	2070	0	9	14
Brad Davis	11	11	874	0	4	10
Corey Ashe	4	1	132	0	1	2
Ryan Cochrane	13	8	970	0	0	3
Patrick Ianni	1	1	90	0	0	0
Pat Onstad	19	19	1698	0	0	0
Zach Wells	2	1	102	0	0	0
Chris Wondolowski	5	1	74	0	0	1
Team totals	8	8	720	12	12	72
Opponent totals	8	8	720	6	7	72

GOALKEEPER	GP	MIN	SHTS	SV	GAA	PG
Zach Wells	2	102	3	3	0.00	0
Pat Onstad	19	1698	79	60	0.90	1
-----						
Team totals	8	720	32	25	0.75	0
Opponent totals	8	720	35	23	1.50	0



## WCSF: DYNAMO v FC DALLAS

### FC DALLAS CAREER STATISTICS VS. HOUSTON DYNAMO (1-5-2)

PLAYER	GP	GS	MIN	G	A	SHT
Carlos Ruiz	7	6	546	2	0	15
Drew Moor	6	6	524	1	1	2
Ramon Nunez	5	5	395	1	1	9
Abe Thompson	6	1	146	1	1	2
Arturo Alvarez	7	3	320	1	0	11
Kenny Cooper	5	4	375	0	1	5
Dax McCarty	3	3	270	0	1	3
Roberto Mina	2	1	108	0	1	0
Ronnie O'Brien	4	4	360	0	1	5
Ray Burse	1	1	90	0	0	0
Denilson	1	1	64	0	0	1
Chris Gbandi	4	3	268	0	0	0
Clarence Goodson	5	5	383	0	0	2
Justin Moore	1	1	90	0	0	0
Richard Mulrooney	3	3	270	0	0	2
Dominic Oduro	4	1	139	0	0	2
Aaron Pitchkolan	4	2	193	0	0	0
Bobby Rhine	5	4	419	0	0	2
Ricardinho	2	1	91	0	0	1
Pablo Ricchetti	4	4	334	0	0	1
Dario Sala	7	7	630	0	0	0
Marcelo Saragosa	2	2	173	0	0	0
Adrian Serieux	1	1	90	0	0	0
Juan Toja	3	3	270	0	0	6
Simo Valakari	4	4	320	0	0	1
Greg Vanney	4	4	355	0	0	2
David Wagenfuhr	3	2	188	0	0	0
Blake Wagner	1	1	90	0	0	0
Mark Wilson	1	1	58	0	0	0
Alex Yi	4	4	360	0	0	0
Team totals	8	8	720	6	7	72
Opponent totals	8	8	720	12	12	72

GOALKEEPER	GP	MIN	SHTS	SV	GAA	PG
Ray Burse	1	90	5	4	1.00	0
Dario Sala	7	630	30	19	1.57	0
-----						
Team totals	8	720	35	23	1.50	0
Opponent totals	8	720	32	25	0.75	0

### CURRENT FC DALLAS PLAYERS CAREER STATISTICS VS. HOUSTON DYNAMO (1-5-2)

PLAYER	GP	GS	MIN	G	A	SHT
Carlos Ruiz	7	6	546	2	0	15
Drew Moor	6	6	524	1	1	2
Abe Thompson	6	1	146	1	1	2
Arturo Alvarez	7	3	320	1	0	11
Kenny Cooper	5	4	375	0	1	5
Dax McCarty	3	3	270	0	1	3
Ray Burse	1	1	90	0	0	0
Denilson	1	1	64	0	0	1
Chris Gbandi	4	3	268	0	0	0
Clarence Goodson	5	5	383	0	0	2
Dominic Oduro	4	1	139	0	0	2
Aaron Pitchkolan	4	2	193	0	0	0
Bobby Rhine	5	4	419	0	0	2
Ricardinho	2	1	91	0	0	1
Pablo Ricchetti	4	4	334	0	0	1
Dario Sala	7	7	630	0	0	0
Adrian Serieux	1	1	90	0	0	0
Juan Toja	3	3	270	0	0	6
David Wagenfuhr	3	2	188	0	0	0
Blake Wagner	1	1	90	0	0	0
Alex Yi	4	4	360	0	0	0
Team totals	8	8	720	6	7	72
Opponent totals	8	8	720	12	12	72

GOALKEEPER	GP	MIN	SHTS	SV	GAA	PG
Ray Burse	1	90	5	4	1.00	0
Dario Sala	7	630	30	19	1.57	0
-----						
Team totals	8	720	35	23	1.50	0
Opponent totals	8	720	32	25	0.75	0



## WCSF: DYNAMO v FC DALLAS

### HOUSTON DYNAMO INDIVIDUAL HIGH GAMES (2007)

<b>Goals</b>			
3	Brad Davis	06/21/2007	vs. CHV W 4-0
3	Nate Jaqua	09/08/2007	vs. RSL W 4-3
<b>Assists</b>			
3	Corey Ashe	09/08/2007	vs. RSL W 4-3
<b>Shots</b>			
5	7 times		
<b>Shots on Goal</b>			
5	Brad Davis	06/21/2007	vs. CHV W 4-0
<b>Fouls Committed</b>			
6	Eddie Robinson	07/15/2007	vs. TOR T 0-0
<b>Fouls Suffered</b>			
7	Brian Ching	06/30/2007	at DAL T 0-0
<b>Offside</b>			
6	Joseph Ngwenya	07/15/2007	vs. TOR T 0-0
<b>Saves</b>			
7	Pat Onstad	07/22/2007	at NE T 3-3
<b>Shots Faced</b>			
10	Pat Onstad	07/22/2007	at NE T 3-3
<b>Goals Allowed</b>			
3	Pat Onstad	07/22/2007	at NE T 3-3
3	Pat Onstad	09/08/2007	vs. RSL W 4-3

### TEAM HIGH GAMES (2007)

<b>Goals</b>			
4	06/21/2007	vs. CHV	W 4-0
4	07/05/2007	vs. NY	W 4-0
4	07/12/2007	at CHI	W 4-0
4	09/08/2007	vs. RSL	W 4-3
<b>Assists</b>			
5	09/08/2007	vs. RSL	W 4-3
<b>Shots</b>			
18	07/12/2007	at CHI	W 4-0
<b>Shots on Goal</b>			
11	06/21/2007	vs. CHV	W 4-0
11	07/12/2007	at CHI	W 4-0
<b>Fouls Committed</b>			
19	04/14/2007	vs. CHV	W 1-0
19	08/11/2007	at COL	L 0-1
19	09/01/2007	vs. KC	T 1-1
<b>Fouls Suffered</b>			
26	06/30/2007	at DAL	T 0-0
<b>Corner Kicks</b>			
10	09/01/2007	vs. KC	T 1-1
<b>Offside</b>			
9	07/15/2007	vs. TOR	T 0-0
<b>Saves</b>			
7	07/22/2007	at NE	T 3-3
<b>Shots Faced</b>			
10	07/22/2007	at NE	T 3-3
<b>Goals Allowed</b>			
3	07/22/2007	at NE	T 3-3
3	09/08/2007	vs. RSL	W 4-3

### TEAM LOW GAMES (2007)

<b>Shots</b>			
6	06/24/2007	at KC	W 1-0
<b>Shots on Goal</b>			
1	10/20/2007	at CHV	T 0-0
<b>Fouls Committed</b>			
8	04/29/2007	vs. CHI	L 0-1
8	06/24/2007	at KC	W 1-0
8	07/05/2007	vs. NY	W 4-0
8	07/12/2007	at CHI	W 4-0
<b>Fouls Suffered</b>			
9	10/07/2007	vs. LA	L 1-2
<b>Corner Kicks</b>			
1	06/21/2007	vs. CHV	W 4-0
<b>Offside</b>			
0	04/14/2007	vs. CHV	W 1-0
<b>Saves</b>			
0	05/19/2007	vs. NE	L 0-1
0	08/25/2007	vs. CLB	T 1-1
<b>Shots Faced</b>			
1	07/05/2007	vs. NY	W 4-0
1	08/25/2007	vs. CLB	T 1-1
1	09/30/2007	at DAL	W 3-0

### FC DALLAS INDIVIDUAL HIGH GAMES (2007)

<b>Goals</b>			
2	Ramon Nunez	04/22/2007	vs. COL W 3-1
2	Juan Toja	07/14/2007	at DC T 3-3
2	Carlos Ruiz	09/15/2007	at NE L 2-4
2	Abe Thompson	10/06/2007	at CLB W 3-1
<b>Assists</b>			
2	Arturo Alvarez	07/14/2007	at DC T 3-3
<b>Shots</b>			
6	Juan Toja	05/12/2007	at KC W 2-1
6	Arturo Alvarez	06/14/2007	at RSL W 1-0
<b>Shots on Goal</b>			
5	Arturo Alvarez	06/14/2007	at RSL W 1-0
<b>Fouls Committed</b>			
9	Juan Toja	07/04/2007	vs. CHV W 2-0
<b>Fouls Suffered</b>			
6	Clarence Goodson	06/17/2007	at TOR L 0-4
6	Denilson	09/30/2007	vs. HOU L 0-3
<b>Offside</b>			
4	Dominic Oduro	06/17/2007	at TOR L 0-4
<b>Saves</b>			
9	Dario Sala	05/12/2007	at KC W 2-1
<b>Shots Faced</b>			
10	Dario Sala	05/12/2007	at KC W 2-1
10	Dario Sala	06/17/2007	at TOR L 0-4
<b>Goals Allowed</b>			
4	Dario Sala	06/17/2007	at TOR L 0-4
4	Dario Sala	09/01/2007	vs. DC L 0-4
4	Dario Sala	09/15/2007	at NE L 2-4

### TEAM HIGH GAMES (2007)

<b>Goals</b>			
3	04/22/2007	vs. COL	W 3-1
3	06/09/2007	vs. LA	W 3-1
3	07/14/2007	at DC	T 3-3
3	08/11/2007	vs. CLB	W 3-2
3	10/06/2007	at CLB	W 3-1
<b>Assists</b>			
4	07/14/2007	at DC	T 3-3
<b>Shots</b>			
19	04/29/2007	vs. NE	L 0-1
<b>Shots on Goal</b>			
11	06/14/2007	at RSL	W 1-0
<b>Fouls Committed</b>			
26	06/30/2007	vs. HOU	T 0-0
<b>Fouls Suffered</b>			
21	06/17/2007	at TOR	L 0-4
<b>Corner Kicks</b>			
8	04/29/2007	vs. NE	L 0-1
8	07/14/2007	at DC	T 3-3
<b>Offside</b>			
8	06/17/2007	at TOR	L 0-4
<b>Saves</b>			
9	05/12/2007	at KC	W 2-1
<b>Shots Faced</b>			
10	05/12/2007	at KC	W 2-1
10	06/17/2007	at TOR	L 0-4
<b>Goals Allowed</b>			
4	06/17/2007	at TOR	L 0-4
4	09/01/2007	vs. DC	L 0-4

### TEAM LOW GAMES (2007)

<b>Shots</b>			
8	04/12/2007	at LA	W 2-1
8	06/03/2007	at HOU	L 1-2
8	06/23/2007	at COL	W 1-0
8	08/19/2007	at HOU	L 0-1
<b>Shots on Goal</b>			
1	09/30/2007	vs. HOU	L 0-3
<b>Fouls Committed</b>			
7	09/15/2007	at NE	L 2-4
<b>Fouls Suffered</b>			
9	04/07/2007	at RSL	T 2-2
9	09/23/2007	at LA	L 1-2
<b>Corner Kicks</b>			
0	04/07/2007	at RSL	T 2-2
<b>Offside</b>			
0	7 times		
<b>Saves</b>			
0	04/22/2007	vs. COL	W 3-1
0	05/17/2007	at CHI	W 2-1
<b>Shots Faced</b>			
1	04/22/2007	vs. COL	W 3-1
1	05/17/2007	at CHI	W 2-1
1	10/11/2007	vs. CHV	T 0-0



## WCSF: DYNAMO v FC DALLAS

### HOUSTON DYNAMO INDIVIDUAL POSTSEASON HIGH GAMES (2006)

<b>Goals</b>					
2 Paul Dalglish	11/05/2006	vs. COL	W 3-1		
<b>Assists</b>					
2 Brad Davis	11/05/2006	vs. COL	W 3-1		
<b>Shots</b>					
5 Brian Ching	10/22/2006	at CHV	L 1-2		
<b>Shots on Goal</b>					
3 Brian Ching	10/22/2006	at CHV	L 1-2		
3 Dwayne De Rosario	10/22/2006	at CHV	L 1-2		
<b>Fouls Committed</b>					
6 Brad Davis	11/12/2006	at NE	W 1-1		
<b>Fouls Suffered</b>					
8 Dwayne De Rosario	10/29/2006	vs. CHV	W 2-0		
<b>Offside</b>					
4 Brian Ching	11/12/2006	at NE	W 1-1		
<b>Saves</b>					
5 Pat Onstad	11/12/2006	at NE	W 1-1		
<b>Shots Faced</b>					
6 Pat Onstad	11/12/2006	at NE	W 1-1		
<b>Goals Allowed</b>					
2 Pat Onstad	10/22/2006	at CHV	L 1-2		

### TEAM POSTSEASON HIGH GAMES (2006)

<b>Goals</b>					
3	11/05/2006	vs. COL	W 3-1		
<b>Assists</b>					
6	11/05/2006	vs. COL	W 3-1		
<b>Shots</b>					
15	10/22/2006	at CHV	L 1-2		
15	11/12/2006	at NE	W 1-1		
<b>Shots on Goal</b>					
10	10/22/2006	at CHV	L 1-2		
<b>Fouls Committed</b>					
24	11/12/2006	at NE	W 1-1		
<b>Fouls Suffered</b>					
23	10/22/2006	at CHV	L 1-2		
<b>Corner Kicks</b>					
10	10/29/2006	vs. CHV	W 2-0		
10	11/12/2006	at NE	W 1-1		
<b>Offside</b>					
7	11/05/2006	vs. COL	W 3-1		
<b>Saves</b>					
5	11/12/2006	at NE	W 1-1		
<b>Shots Faced</b>					
7	11/12/2006	at NE	W 1-1		
<b>Goals Allowed</b>					
2	10/22/2006	at CHV	L 1-2		

### TEAM POSTSEASON LOW GAMES (2006)

<b>Shots</b>					
6	11/05/2006	vs. COL	W 3-1		
<b>Shots on Goal</b>					
4	10/29/2006	vs. CHV	W 2-0		
4	11/05/2006	vs. COL	W 3-1		
4	11/12/2006	at NE	W 1-1		
<b>Fouls Committed</b>					
9	10/22/2006	at CHV	L 1-2		
<b>Fouls Suffered</b>					
13	11/05/2006	vs. COL	W 3-1		
<b>Corner Kicks</b>					
3	11/05/2006	vs. COL	W 3-1		
<b>Offside</b>					
0	10/29/2006	vs. CHV	W 2-0		
<b>Saves</b>					
1	10/29/2006	vs. CHV	W 2-0		
1	11/05/2006	vs. COL	W 3-1		
<b>Shots Faced</b>					
1	10/29/2006	vs. CHV	W 2-0		

### FC DALLAS INDIVIDUAL POSTSEASON HIGH GAMES (1996-2005)

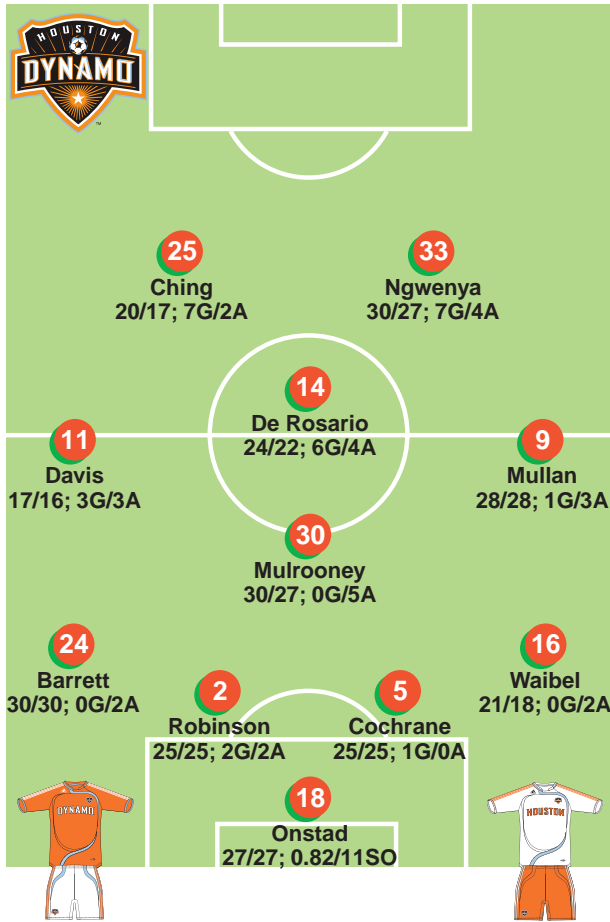
<b>Goals</b>					
2 Dante Washington	10/08/1997	vs. LA	W 3-0		
2 Ariel Graziani	11/07/1999	vs. LA	W 2-2		
2 Carlos Ruiz	10/29/2005	vs. COL	L 2-2		
<b>Assists</b>					
2 Oscar Pareja	10/16/1999	vs. CHI	W 2-1		
2 Mark Santel	11/07/1999	vs. LA	W 2-2		
2 Oscar Pareja	09/25/2002	vs. COL	W 4-2		
2 Greg Vanney	10/28/2006	vs. COL	L 2-3		
<b>Shots</b>					
11 Carlos Ruiz	10/29/2005	vs. COL	L 2-2		
<b>Shots on Goal</b>					
4 Ariel Graziani	11/07/1999	vs. LA	W 2-2		
4 Ramon Nunez	10/29/2005	vs. COL	L 2-2		
<b>Fouls Committed</b>					
6 Ted Eck	10/23/1999	at CHI	L 0-4		
6 Ariel Graziani	09/20/2001	at CHI	L 0-2		
6 Oscar Pareja	09/23/2001	vs. CHI	T 1-1		
<b>Fouls Suffered</b>					
8 Oscar Pareja	09/20/2001	at CHI	L 0-2		
<b>Offside</b>					
6 Carlos Ruiz	10/29/2005	vs. COL	L 2-2		
<b>Saves</b>					
12 Mark Dodd	09/26/1996	at KC	L 2-3		
<b>Shots Faced</b>					
15 Mark Dodd	09/26/1996	at KC	L 2-3		
<b>Goals Allowed</b>					
6 Mark Dodd	10/01/1998	at LA	L 1-6		

### TEAM POSTSEASON HIGH GAMES (1996-2005)

<b>Goals</b>					
4	09/25/2002	vs. COL	W 4-2		
<b>Assists</b>					
6	09/25/2002	vs. COL	W 4-2		
<b>Shots</b>					
37	10/29/2005	vs. COL	L 2-2		
<b>Shots on Goal</b>					
14	10/29/2005	vs. COL	L 2-2		
<b>Fouls Committed</b>					
32	09/23/2001	vs. CHI	T 1-1		
<b>Fouls Suffered</b>					
27	10/28/2006	vs. COL	L 2-3		
<b>Corner Kicks</b>					
10	11/11/1999	at LA	L 1-3		
10	10/29/2005	vs. COL	L 2-2		
<b>Offside</b>					
9	10/12/1997	vs. COL	L 0-1		
<b>Saves</b>					
12	09/26/1996	at KC	L 2-3		
<b>Shots Faced</b>					
15	09/26/1996	at KC	L 2-3		
<b>Goals Allowed</b>					
6	10/01/1998	at LA	L 1-6		

### TEAM POSTSEASON LOW GAMES (1996-2005)

<b>Shots</b>					
4	10/02/1996	vs. KC	L 2-2		
<b>Shots on Goal</b>					
1	10/05/1997	at LA	W 0-0		
1	10/23/1999	at CHI	L 0-4		
<b>Fouls Committed</b>					
9	10/22/2005	at COL	T 0-0		
<b>Fouls Suffered</b>					
11	09/26/1996	at KC	L 2-3		
11	10/16/1999	vs. CHI	W 2-1		
11	10/22/2005	at COL	T 0-0		
<b>Corner Kicks</b>					
0	10/05/1997	at LA	W 0-0		
<b>Offside</b>					
0	10/23/1999	at CHI	L 0-4		
0	11/11/1999	at LA	L 1-3		
<b>Saves</b>					
1	10/08/1997	vs. LA	W 3-0		
1	10/16/1999	vs. CHI	W 2-1		
<b>Shots Faced</b>					
2	10/08/1997	vs. LA	W 3-0		
2	10/16/1999	vs. CHI	W 2-1		



## TACTICS

Dynamo boss Dominic Kinnear has maintained his classic 4-4-2 scheme throughout the season, even with some long-term injury absences. Brian Ching and Paul Dalglish have been out for long spells, and Nate Jaqua and Joseph Ngwenya have filled the forward role at times. Jaqua can also play as a wide midfielder on either side. Brad Davis was lost to a knee injury for three months, and his wide left midfield role was filled by Stuart Holden then Corey Ashe. Ricardo Clark will miss the postseason through suspension, so versatile Richard Mulrooney will be the first-choice holding midfielder. Mulrooney also played at right back with Craig Waibel injured. Waibel, along with Patrick Ianni, have slotted into central defense with either Ryan Cochrane or Eddie Robinson -- or both -- have been out of the lineup.

## HOW THEY QUALIFIED

Houston Dynamo fell one point short of the Western Conference regular season crown, with 52 points from their 30 matches, behind Chivas USA. After a rocky start to the season, where they lost five times in eight outings, Dynamo set off on an 11-game unbeaten run, which included the all-time shutout streak in MLS history. Houston was in first place as late as mid-September, before being overtaken by the late Chivas unbeaten run.

## STADIUM

**Robertson Stadium** (capacity: 32,000).

Houston Dynamo took 28 of a possible 45 points at home, tied for the fourth-best home record in the league. After losing two of their first four home games, Dynamo went on a 10-game undefeated run at home, before falling 2-1 to the LA Galaxy in their Robertson Stadium finale. Dynamo allowed just 11 goals in 15 home games, second only to Chivas for the best home defense.

## ATTACK

Dynamo scored 46 goals in their 30 games, the sixth-best attacking record in the league. Dynamo were shut out 10 times on the year, but scored three or more goals in a game eight times, hitting for four goals four different times -- including a trio of 4-0 victories.

## DEFENSE

Dynamo had the single-best defensive season in MLS history, allowing just 23 goals in 30 games, an average of 0.77 per contest. Before this year, the best record was 29 goals allowed in 32 games (0.91; LA, 1999; KC, 2000); both Dynamo and Chivas USA bettered that mark this year. Dynamo also set the all-time league shutout record, going 727 minutes without allowing a goal from June 10 to July 22. Houston had 13 shutouts on the season, tying Chivas USA for best in the league.

## CURRENT FORM

Dynamo come into the playoffs with just one loss in their last nine-games, the 2-1 home loss to Los Angeles on Oct. 7 ending a six-game undefeated run. Dynamo have also recorded shutouts in three of their last four games.

## COACH

**Dominic Kinnear.** Guided Dynamo to the MLS Cup in their inaugural season in south Texas last year. In his fourth season in charge, he followed the team from San Jose, where he took as head coach in 2004. Named MLS Coach of the Year following the 2005 campaign.

## KEY ADDITIONS THIS SEASON

The biggest additions for Dynamo came via midseason trades. **Joseph Ngwenya** was acquired from Columbus in May, and scored seven goals. **Nate Jaqua** was picked up from the LA Galaxy and added six goals in a Houston uniform. **Richard Mulrooney**, an MLS Cup winner with San Jose, came to Houston from Toronto FC early on. Rookie **Corey Ashe** (second round selection) contributed pace in a wide attacking role.

## KEY ABSENCES

Dynamo have returned to a clean bill of health and report no major injuries for the postseason. However, midfielder Ricardo Clark will be out for the duration of the playoffs, while serving a nine-game suspension levied following the Sept. 30 match at FC Dallas.

## KEY MAN

**Dwayne De Rosario.** After missing a fair bit of the middle third of the season, mainly to international duty, the Canadian has begun to round back into form over the final month of the season, with a pair of goals and three of his four total assists on the year. Still, his six goals and four assists are single-season lows since moving to his attacking midfield role.



**HOUSTON DYNAMO v FC DALLAS**  
2007 MLS CUP PLAYOFFS - WESTERN CONFERENCE SEMIFINALS



# HOUSTON DYNAMO

No.	Player	Pos	Ht	Wt	Birthdate	Birthplace	2007				CAREER				
							GP	GS	G	A	GP	GS	G	A	
1	<b>Zach Wells</b>	<b>GK</b>	6-2	187	02/26/1981	Costa Mesa, CA	4	3	0	0	23	22	0	0	<i>Served as backup to Pat Onstad for the majority of the season. Started three of the four games he played.</i>
2	<b>Eddie Robinson</b>	<b>DF</b>	6-1	195	06/19/1978	Orlando, FL	25	25	2	2	120	114	8	8	<i>One of Houston's best defenders, he tied his career high with two goals this season and also earned two assists.</i>
4	<b>Patrick Ianni</b>	<b>DF</b>	6-1	175	06/15/1985	Lodi, CA	16	9	1	0	18	9	1	0	<i>Drafted in the first round (8th overall) of the 2006 MLS SuperDraft. Made an impact in his second season scoring his first goal as a professional.</i>
5	<b>Ryan Cochrane</b>	<b>DF</b>	6-1	180	08/08/1983	Portland, OR	25	25	1	0	84	73	2	1	<i>A member of the 2006 MLS Cup-winning team. Started every game he played in this season, scoring one goal.</i>
7	<b>Chris Wondolowski</b>	<b>FW</b>	6-1	165	07/28/1983	Danville, CA	16	3	1	1	24	7	2	1	<i>Scored his only goal of the regular season at Chicago on July 12 in Dynamo's 4-0 win.</i>
8	<b>Paul Dalglish</b>	<b>FW</b>	5-9	140	02/18/1977	Glasgow, Scotland	5	3	0	0	11	6	2	1	<i>Senior International has seen limited playing time in his second season in MLS because of an ankle injury.</i>
9	<b>Brian Mullan</b>	<b>MF</b>	5-8	150	04/23/1978	Mineola, NY	28	28	1	3	173	159	20	34	<i>Has played the second most minutes of Dynamo field players this season with more than 2400 minutes played.</i>
11	<b>Brad Davis</b>	<b>MF</b>	5-11	165	11/08/1981	St. Charles, MO	17	16	3	3	142	113	18	32	<i>Returned to the line-up against Real Salt Lake on Oct. 15, his first start since June 30 after a long absence because of a knee injury.</i>
13	<b>Ricardo Clark</b>	<b>MF</b>	5-10	150	02/10/1983	Atlanta, GA	19	18	2	3	134	124	11	10	<i>Selected to the MLS All-Star Game as a First XI selection. Will miss postseason play because of a 9-game suspension.</i>
14	<b>Dwayne De Rosario</b>	<b>MF</b>	5-11	164	05/15/1978	Scarborough, Ontario, Canada	24	22	6	4	162	124	44	40	<i>Two-time runner-up for League MVP. Voted to the MLS All-Star Game as a First XI selection. Missed games for Canadian national team duty.</i>
16	<b>Craig Waibel</b>	<b>DF</b>	6-2	195	08/21/1975	Portland, OR	21	18	0	2	125	108	6	9	<i>A versatile defender, has started 18 of the 21 games he played, tallying two assists.</i>
17	<b>Mike Chabala</b>	<b>MF</b>	6-0	175	05/24/1984	Fresno, CA	0	0	0	0	0	0	0	0	<i>Has not made a first team appearance in his two years with Dynamo.</i>
18	<b>Pat Onstad</b>	<b>GK</b>	6-4	215	01/13/1968	Vancouver, B.C., Canada	27	27	0	0	143	143	0	0	<i>Played the majority of minutes in goal for Houston. Led the league in goals against average with 0.82 and saves percentage with 78 percent.</i>
19	<b>John Michael Hayden</b>	<b>MF</b>	5-10	160	04/27/1984	Louisville, KY	0	0	0	0	0	0	0	0	<i>Drafted in the first round (13th overall) of the 2007 MLS SuperDraft. Has not made a first-team appearance.</i>
20	<b>Kenneth Hoerner</b>	<b>MF</b>	5-11	170	11/16/1984	Houston, TX	0	0	0	0	0	0	0	0	<i>Obtained late in the season, has not made a first-team appearance.</i>
21	<b>Nate Jaqua</b>	<b>FW</b>	6-3	180	10/28/1981	Eugene, OR	25	19	7	2	117	82	28	13	<i>Traded to Houston from Los Angeles after playing 10 games. Scored a hat trick in Dynamo's win against Salt Lake on Sept. 8.</i>
22	<b>Stuart Holden</b>	<b>MF</b>	5-10	160	08/01/1985	Aberdeen, Scotland	22	10	5	5	35	13	6	5	<i>Has made a significant impact in his second year, scoring a career-high five goals, three of which were game-winning goals.</i>
23	<b>Mpho Molo</b>	<b>MF</b>	5-9	155	05/20/1983	Soweto, South Africa	0	0	0	0	0	0	0	0	<i>Has not made a first team appearance in his two seasons with Dynamo.</i>
24	<b>Wade Barrett</b>	<b>DF</b>	5-8	155	06/23/1976	Virginia Beach, VA	30	30	0	2	203	197	6	29	<i>Team captain is the only Dynamo player to start and play in all 30 regular season games, nearly all at left back (though he has played in midfield).</i>
25	<b>Brian Ching</b>	<b>FW</b>	6-1	195	05/24/1978	Haleiwa, HI	20	17	7	2	105	84	44	16	<i>2006 MLS Cup MVP, leads Dynamo with three game-winning goals. Voted to the MLS All-Star Game as a First XI selection.</i>
26	<b>Corey Ashe</b>	<b>MF</b>	5-6	140	03/14/1986	Orange County, CA	22	6	0	4	22	6	0	4	<i>Drafted in the second round (26th overall) of the 2007 MLS SuperDraft. Had a standout rookie season for Dynamo, recording four assists.</i>
27	<b>Erik Ustruck</b>	<b>MF</b>	5-10	160	01/04/1985	St. Louis, MO	0	0	0	0	0	0	0	0	<i>Selected in the third round (39th overall) of the 2007 MLS Supplemental Draft. Has not made a first-team appearance.</i>
29	<b>Jordan James</b>	<b>GK</b>	6-4	195	11/25/1982	Liverpool, NY	0	0	0	0	0	0	0	0	<i>Third-string goalkeeper has not made a first team appearance.</i>
30	<b>Richard Mulrooney</b>	<b>MF</b>	5-9	160	11/03/1976	Memphis, TN	30	27	0	5	225	212	7	60	<i>Traded to Houston from Toronto after two games. Tied for a team-high five assists with Holden. Two-time MLS Cup winner with San Jose.</i>
31	<b>Nick Hatzke</b>	<b>MF</b>	5-9	155	10/16/1983	San Jose, CA	0	0	0	0	0	0	0	0	<i>Drafted in the first round (13th overall) of the 2007 MLS Supplemental Draft. Has not made a first-team appearance.</i>
33	<b>Joseph Ngwenya</b>	<b>FW</b>	6-1	175	03/30/1981	Plumtree, Zimbabwe	30	30	7	4	90	62	16	8	<i>Veteran striker was acquired from Columbus after five games. Started 25 games for Dynamo, tied with Ching for team-high seven goals.</i>
	<b>Eric Ebert</b>	<b>MF</b>	6-0	175	08/27/1984	St. Louis, MO	0	0	0	0	0	0	0	0	<i>The final pick (52nd overall) of the 2007 MLS SuperDraft. Has not made a first-team appearance.</i>

HEAD COACH: Dominic Kinnear

07/26/1967

W53 L30 T41



# HOUSTON DYNAMO



## **25. BRIAN CHING**

Named MVP of MLS Cup 2006 after scoring the game-tying goal a minute after New England took the lead, then scored the winning penalty in the shootout ... In the U.S. squad at the 2006 FIFA World Cup ... Tied for the league lead with 12 goals in 2004 (with Eddie Johnson) ... Returned to MLS in

2003 after playing one season with Seattle; his MLS rookie season was spent with the Los Angeles Galaxy



## **11. BRAD DAVIS**

Limited to 17 appearances (16 starts) this season because of a knee injury ... In his sixth season in MLS, beginning in 2002 with the MetroStars, going to Dallas for two seasons (2003 and 2004), then to San Jose in 2005 ... Made his U.S. national team debut in the 2005 CONCACAF Gold Cup and scored

the championship-winning penalty kick in the shootout against Panama



## **14. DWAYNE DE ROSARIO**

Finalist for MLS MVP honors the past two years ... Scored the game-winning goal in MLS Cup 2001, as a substitute for San Jose Earthquakes ... Scored the only goal in the 2006 MLS All-Star Game against Chelsea ... Won MLS Goal of the Year honors in consecutive years (2004 and 2005)

... Has made 44 appearances for the Canadian national team



## **18. PAT ONSTAD**

Recorded an 0.77 goals-against-average this season, by far the lowest single season record in MLS history ... Two-time MLS Goalkeeper of the Year (2003, 2005) ... Came to MLS in 2003 after more than a decade of professional experience in lower-level leagues in North America ... Called

into the Canadian national team for the CONCACAF Gold Cup and made four appearances ... Has 51 caps in an international career that began in 1988



## **33. JOSEPH NGWENYA**

Seven goals in 25 appearances for Dynamo after being acquired early in the season from the Columbus Crew ... Scored four goals in 22 games in 2004, his rookie season, with the Los Angeles Galaxy ... His next goals came in 2006, after being sent to Columbus, when he scored five in 20 games ... Has

been called into the Zimbabwe national team

## **TALKING POINTS**

### *LONGEST SHUTOUT STREAKS (TEAM)*

<b>Houston Dynamo</b>	<b>727</b>	<b>6/10/2007</b>	<b>7/22/2007</b>
Kansas City Wizards	681	4/19/2000	5/27/2000
Los Angeles Galaxy	521	6/17/2006	7/22/2006
San Jose Earthquakes	459	8/11/2004	9/08/2004
New York Red Bulls	421	4/07/2007	5/05/2007

### *LONGEST SHUTOUT STREAKS (INDIVIDUAL)*

Tony Meola, KC	681	4/19/2000	5/27/2000
<b>Pat Onstad, HOU</b>	<b>547</b>	<b>6/10/2007</b>	<b>7/22/2007</b>
Kevin Hartman, LA	521	6/17/2006	7/22/2006
Tony Meola, MET	414	6/16/1996	7/04/1996
Joe Cannon, SJ	410	9/22/1999	3/25/2000

### *FEWEST GOALS ALLOWED (SINGLE SEASON)*

YEAR	GMS	GA	AVG
<b>2007 Houston Dynamo</b>	<b>30</b>	<b>23</b>	<b>0.77</b>
2007 Chivas USA	30	28	0.93
1999 Los Angeles Galaxy	32	29	0.91
2000 Kansas City Wizards	32	29	0.91
2001 San Jose Earthquakes	26	29	1.12
2001 Chicago Fire	27	30	1.11
2004 Kansas City Wizards	30	30	1.00
2005 San Jose Earthquakes	32	31	0.97
2004 Colorado Rapids	30	32	1.07
2004 Columbus Crew	30	32	1.07





WCSF: DYNAMO v FC DALLAS

2007 HOUSTON DYNAMO STATISTICS (15-8-7, 52 pts.)

UNF	POS	PLAYER	GP	GS	MIN	G	A	SHT	SOG	FC	FS	OFF	CK	C	E
33	F-M	Joseph Ngwenya (TOT)	30	30	2362	7	4	40	23	26	60	55	0	4	0
33	F-M	Joseph Ngwenya (HOU)	25	25	1944	7	3	35	21	20	53	52	0	4	0
25	F	Brian Ching	20	17	1590	7	2	48	18	31	46	15	1	1	0
21	F	Nate Jaqua (TOT)	25	19	1772	7	2	49	19	34	29	8	1	6	0
21	F	Nate Jaqua (HOU)	15	10	1002	6	2	26	11	15	12	5	1	3	0
14	M	Dwayne De Rosario	24	22	1973	6	4	62	24	29	32	19	1	5	0
22	M	Stuart Holden	22	10	1030	5	5	24	13	18	15	1	19	2	0
11	M	Brad Davis	17	16	1275	3	3	27	18	18	30	2	62	1	0
13	M	Ricardo Clark	19	18	1635	2	3	28	11	29	22	3	0	2	1
2	D	Eddie Robinson	25	25	2187	2	2	10	5	70	64	0	0	11	1
9	M	Brian Mullan	28	28	2407	1	3	19	6	33	55	11	1	4	0
7	F	Chris Wondolowski	16	3	307	1	1	6	1	4	3	4	0	0	0
5	D	Ryan Cochrane	25	25	2059	1	0	6	1	55	13	0	0	6	1
4	D	Patrick Ianni	16	9	961	1	0	1	1	15	4	0	0	3	0
30	M	Richard Mulrooney (TOT)	30	27	2521	0	5	9	3	18	44	0	55	2	0
30	M	Richard Mulrooney (HOU)	28	25	2341	0	5	8	2	17	40	0	54	2	0
26	M	Corey Ashe	22	6	811	0	4	10	4	5	14	5	0	2	0
24	D	Wade Barrett	30	30	2649	0	2	3	2	11	9	2	0	2	0
16	D	Craig Waibel	21	18	1639	0	2	7	2	27	11	0	0	1	0
6	M-D*	Kelly Gray	9	8	732	0	1	10	4	4	4	1	0	0	0
8	F	Paul Dalglish	5	3	259	0	0	3	0	4	4	4	0	0	0
3	D	*Kevin Goldthwaite	1	0	3	0	0	0	0	0	1	0	0	0	0
15	F	*Alejandro Moreno	4	2	152	0	0	2	1	4	7	1	0	0	0
18	GK	Pat Onstad	27	27	2418	0	0	0	0	1	6	0	0	0	1
1	GK	Zach Wells	4	3	282	0	0	0	0	0	0	0	0	0	0
17	M	Mike Chabala	0	0	0	0	0	0	0	0	0	0	0	0	0
20	M	Eric Ebert	0	0	0	0	0	0	0	0	0	0	0	0	0
31	M	Nick Hatzke	0	0	0	0	0	0	0	0	0	0	0	0	0
19	M	John Michael Hayden	0	0	0	0	0	0	0	0	0	0	0	0	0
20	M-F	Kenneth Hoerner	0	0	0	0	0	0	0	0	0	0	0	0	0
29	GK	Jordan James	0	0	0	0	0	0	0	0	0	0	0	0	0
23	M	Mpho Moloi	0	0	0	0	0	0	0	0	0	0	0	0	0
27	M	Erik Ustruck	0	0	0	0	0	0	0	0	0	0	0	0	0
		Own-goals received				1									
		Team totals	30	30	2700	43	42	335	145	410	455	125	139	49	4
		Opponent totals	30	30	2700	23	18	280	118	455	409	36	103	59	8

GAME-WINNING GOALS: Stuart Holden 3, Dwayne De Rosario 3, Brian Ching 3, Joseph Ngwenya 2  
 Brian Mullan 1, Nate Jaqua 1, Patrick Ianni 1

GAME-WINNING ASSISTS: Ricardo Clark 3, Richard Mulrooney 2, Stuart Holden 2, Corey Ashe 2  
 Brian Mullan 1, Kelly Gray 1, Dwayne De Rosario 1, Brad Davis 1, Wade Barrett 1

PENALTY KICK GOALS/ATTEMPTS: Dwayne De Rosario 1-2, Brad Davis 1-1

HOUSTON DYNAMO INDIVIDUAL GOALKEEPING

UNF	POS	GOALKEEPER	GP	GS	MIN	SHTS	SV	GA	GAA	PG	PA	W	L	T	SO
1	GK	Zach Wells	4	3	282	9	8	1	0.32	1	1	2	0	1	2
18	GK	Pat Onstad	27	27	2418	109	85	22	0.82	1	2	13	8	6	11
		Team totals	30	30	2700	118	93	23	0.77	2	3	15	8	7	13
		Opponent totals	30	30	2700	145	101	43	1.43	2	3	8	15	7	10

\* = Played with other teams in 2007. Only Houston Dynamo statistics listed here.



WCSF: DYNAMO v FC DALLAS

HOUSTON DYNAMO - GAME-BY-GAME

#	Player	1	2	3	4	5	6	7	8	9	10	11	12	13	14	15	16	17	18	19	20	21	22	23	24	25	26	27	28	29	30			
1	Zach Wells	LA	CHV	NY	CHI	COL	TOR	NE	DC	DAL	COL	CLB	CHV	KC	DAL	NY	DC	CHI	TOR	NE	RSL	COL	DAL	CLB	KC	RSL	LA	DAL	LA	RSL	CHV			
2	Eddie Robinson	0-0	1-0	0-1	0-1	3-1	0-1	0-1	1-2	2-1	2-1	2-1	4-0	1-0	0-0	4-0	1-0	4-0	0-0	0-0	3-3	0-1	0-1	1-0	1-1	4-3	3-1	3-0	1-2	1-0	0-0			
3	Kevin Goldthwaite	90D	90D	90D	90D	90D	90D	90D	90D	90D	90D	62D	76D	90G	90G	90D	90D	90D	86D	90D	90D	90D	90D	90D	90D	90D	90D	90D	90D	90D	73D			
4	Patrick Ianni	3								6	28	14	90D	90D	90D	90D	45	90D	1	90D	90D	90D	90D	90D	90D	90D	90D	90D	90D	90D	90D			
5	Ryan Cochran	76D	90D	90D	90D	90D	90D	90D	46D	84D	90D	90D	90D	90D	90D	90D	45D	90D	90D	90D	45D	90D	45D	65D	90D	90D	90D	90D	90D	90D	90D			
6	Kelly Gray	90M	90D	90D	90D			12		90M	90M	90M	90M	90M	90M	90M																		
7	Chris Wondolowski	17	64F							2	62F	74F	6	4	1	5	1	4					34	25	2									
8	Paul Dalglish	16	80F	73F	11	79F																												
9	Brian Mullan	90M	90M	90M	76M	90M	90M	90M	90M	90M	90M	90M	84F	86F	89M	90F	90M	90M	45M															
11	Bred Davis	87M	90M	70M	90M	89M	90M	90M	84M	62M	73M	58M	76M	67M	73M																			
12	Tulian Nash																																	
13	Ricardo Clark	88M	90M	90M	90M	90M	90M	90M	90M	90M																								
14	Dwayne De Rosario	90M	90M	90M	90M	90M	90M	90M	90M	90M	90M	90M	90M	90M	14	90M	90M	72M	9	90M	90M	90M	90M	90M	90M	90M	90M	90M	90M	90M	90M	90M	90M	
15	Alejandro Moreno	62F	10	69F																														
16	Craig Waibel	90D	90D																															
17	Mike Chabala																																	
18	Pat Onstad	90G	90G	90G	90G	90G	90G	90G	78G																									
19	John Michael Hayden																																	
20	Eric Ebert																																	
21	Nate Jaqua																																	
22	Stuart Holden	12	2	14	1	22	21	6		28	16	90M	90M	17	82M	83M	90M	90M	45M															
23	Mpho Moloji																																	
24	Wade Barrett	90D	90D	90D	90D	90D	90D	69D	90D	90D	90D	90D	90D	90D	90D	90D	90D	90D	90D	90D	90D	90D	90D	90D	90D	90D	90D	90D	90D	90D	90D	90D	90D	60D
25	Brian Ching	90F	90F	21	90F	90F	90F	90F	88F																									
26	Corey Ashe																																	
27	Erik Ustruck																																	
28	Mike Sambursky																																	
29	Jordan James																																	
30	Richard Mulroney																																	
31	Nick Hatzke																																	
33	Joseph Ngwenya																																	

"00" = minutes played  
 F/M/D/G = starting position

Played for other teams:  
 Nate Jaqua played 770 minutes for LA  
 Richard Mulroney played 180 minutes for TOR  
 Joseph Ngwenya played 418 minutes for CLB



WCSF: DYNAMO v FC DALLAS

HOUSTON DYNAMO – GAME-BY-GAME LOG

Game #1	04/08/2007	HOU 0 vs IA 0	T	
Game #2	04/14/2007	HOU 1 vs CHV 0	W	Ching 1 (Davis 1) 65
Game #3	04/21/2007	HOU 0 at NY 1	L	
Game #4	04/29/2007	HOU 0 vs CHI 1	L	
Game #5	05/05/2007	HOU 3 at COL 1	W	Ching 2 (Davis 2) 55; De Rosario 1 (Clark 1) 63; De Rosario 2 (unassisted) 68
Game #6	05/16/2007	HOU 0 at TOR 1	L	
Game #7	05/19/2007	HOU 0 vs NE 1	L	
Game #8	05/26/2007	HOU 1 at DC 2	L	De Rosario 3 (Waibel 1) 73
Game #9	06/03/2007	HOU 2 vs DAL 1	W	Clark 1 (Mullan 1) 51; Ngwenya 1 (Clark 2, Ashe 1) 66
Game #10	06/07/2007	HOU 2 vs COL 1	W	Ngwenya 2 (Wondolowski 1, Mullan 2) 3; Holden 1 (Gray 1) 63
Game #11	06/10/2007	HOU 2 at CLB 1	W	Ngwenya 3 (Davis 3) 22; own goal (Marshall) 29
Game #12	06/21/2007	HOU 4 vs CHV 0	W	Mullan 1 (unassisted) 5; Davis 1 (Barrett 1) 55; Davis 2 (Ngwenya 2, Holden 1) 70; Davis 3 (penalty kick) 75
Game #13	06/24/2007	HOU 1 at KC 0	W	Ianni 1 (Holden 2) 81
Game #14	06/30/2007	HOU 0 at DAL 0	T	
Game #15	07/05/2007	HOU 4 vs NY 0	W	Ngwenya 4 (Holden 3) 28; Ching 3 (unassisted) 32; Ngwenya 5 (Holden 4) 50; Holden 2 (Jaqua 1) 81
Game #16	07/08/2007	HOU 1 vs DC 0	W	Ching 4 (Mulrooney 1) 33
Game #17	07/12/2007	HOU 4 at CHI 0	W	Holden 3 (Barrett 2, Clark 3) 31; Jaqua 2 (u/a) 58; Ngwenya 6 (Jaqua 2) 62; Wondolowski 1 (De Rosario 1) 91+
Game #18	07/15/2007	HOU 0 vs TOR 0	T	
Game #19	07/22/2007	HOU 3 at NE 3	T	De Rosario 4 (Robinson 1) 49; Ching 5 (Ngwenya 3) 60; Ching 6 (Holden 5) 61
Game #20	08/04/2007	HOU 0 at RSL 1	L	
Game #21	08/11/2007	HOU 0 at COL 1	L	
Game #22	08/19/2007	HOU 1 vs DAL 0	W	Ching 7 (Mullan 3, De Rosario 2) 42
Game #23	08/25/2007	HOU 1 vs CLB 1	T	Jaqua 3 (unassisted) 80
Game #24	09/01/2007	HOU 1 vs KC 1	T	Ngwenya 7 (De Rosario 3) 69
Game #25	09/08/2007	HOU 4 vs RSL 3	W	Jaqua 4 (Ashe 2) 6; Robinson 1 (Mulrooney 2) 28; Jaqua 5 (Ashe 3, De Rosario 4) 48; Jaqua 6 (Ashe 4) 57
Game #26	09/16/2007	HOU 3 at LA 1	W	Cochrane 1 (Robinson 2, Mulrooney 3) 21; De Rosario 5 (penalty kick) 47; Clark 2 (Ching 1) 73
Game #27	09/30/2007	HOU 3 at DAL 0	W	De Rosario 6 (unassisted) 46+; Robinson 2 (Mulrooney 4) 62; Holden 4 (Ching 2) 84
Game #28	10/07/2007	HOU 1 vs IA 2	L	Jaqua 7 (Ngwenya 4, Waibel 2) 21
Game #29	10/15/2007	HOU 1 at RSL 0	W	Holden 5 (Mulrooney 5) 66
Game #30	10/20/2007	HOU 0 at CHV 0	T	

U.S. OPEN CUP

3R 07/10/2007 HOU 0 at CHASTN 1 L (OT)

CONCACAF CHAMPIONS CUP

QF1 02/21/2007 HOU 0 at ENTRNS 1 L  
 QF2 03/01/2007 HOU 2 vs ENTRNS 0 W  
 SF1 03/15/2007 HOU 2 vs PACHCA 0 W  
 SF2 04/05/2007 HOU 2 at PACHCA 5 L (OT)  
 Dalglish 27; Gray 74  
 Ching 57; Wondolowski 84  
 Mullan 53; Ching 78

SUPERLIGA

GrPB 07/25/2007 HOU 1 vs AMERCA 0 W  
 GrPB 07/29/2007 HOU 1 vs MORELA 1 T  
 GrPB 08/01/2007 HOU 1 vs DC 0 W  
 SF 08/14/2007 HOU 2 vs PACHCA 2 L (3-4 pens)  
 De Rosario (Mullan) 4; Robinson (Mulrooney) 83  
 Jaqua (Holden) 41  
 Ngwenya (Ching) 1  
 Ching (Jaqua) 50



WCSF: DYNAMO v FC DALLAS

ALL-TIME DYNAMO POSTSEASON STATISTICS

PLAYER	GP	GS	MIN	G	A
Brian Ching	4	4	390	3	0
Paul Dalglish	4	4	307	2	0
Brian Mullan	4	4	376	1	3
Brad Davis	4	4	390	1	2
Dwayne De Rosario	4	4	390	0	2
Ricardo Clark	3	3	270	0	1
Alejandro Moreno	4	0	83	0	1
Eddie Robinson	4	4	390	0	1
Craig Waibel	4	4	345	0	1
Wade Barrett	4	4	390	0	0
Ryan Cochrane	3	1	148	0	0
Kelly Gray	1	0	18	0	0
Stuart Holden	2	0	20	0	0
Pat Onstad	4	4	390	0	0
Adrian Serioux	4	4	383	0	0
Team totals	4	4	390	7	11
Opponent totals	4	4	390	4	2

DYNAMO INDIVIDUAL GOALKEEPING

GOALKEEPER	GP	GS	SV	GA	GAA	SO
Pat Onstad	4	4	9	4	0.92	1
Team totals	4	4	9	4	0.92	1
Opponent totals	4	4	15	7	1.62	0



## TACTICS

For much of the first half of the campaign, Steve Morrow set out his team in a 4-2-3-1 scheme, though that has evolved into a more traditional 4-4-2 system. However, within the system, there are some questions. Drew Moor can play either right back or in central defense, giving Bobby Rhine a place as fullback. David Wagenfuhr has taken over for Chris Gbandi recently at left back. Adrian Serious can also move into a defensive midfield role, and Dax McCarty can play either centrally or wide on either side. Juan Toja could also move out wider, in more of an attacking look. In the 4-2-3-1 system, it provided a way for Morrow to get Abe Thompson and Dominic Oduro on the field together, usually in concert with Carlos Ruiz. With Kenny Cooper back, he is also a candidate to partner Ruiz in attack, though he can also play in a wide midfield role -- in either tactical formation.

## HOW THEY QUALIFIED

FC Dallas finished third in the Western Conference with 44 points from 30 games, the fifth-highest point total in the league. After sitting atop the West for much of the first three months of the season, the Hoops fell out of first place in mid-July, dropping to third after a loss to New England in mid-September.

## STADIUM

**Pizza Hut Park** (capacity: 20,500)

FC Dallas took 24 of a possible 45 points from their 15 home games, tied with the Kansas City Wizards for the seventh-best home record in the league. On the road, FCD won six games and drew two, the fourth-best mark in MLS away from home. They scored more goals away from home than in Frisco (20 to 17), but also conceded more on their travels (27 to 17).

## ATTACK

The Hoops scored 37 goals on the season, the 10th-best mark in the league. FCD was shut out 11 times on the campaign, including four times in the final 10 games, and scored a season-high three goals on five separate occasions.

## DEFENSE

FC Dallas conceded 44 goals on the season, equal with Columbus for the seventh-best defensive record in the league. FCD recorded seven clean sheets on the season and allowed a season-high four goals three times -- twice over the final third of the campaign.

## CURRENT FORM

FC Dallas won just twice since Aug. 19, the final 10 games of the season, losing six games in that stretch. They haven't won in their last four games at Pizza Hut Park, losing two and drawing two.

## COACH

**Steve Morrow.** The former Arsenal and Northern Ireland defender took over head coaching duties at FC Dallas before the start of the season, after serving as an assistant to Colin Clarke for three seasons. Morrow made 41 appearances for FCD over two years (2002 and 2003).

## KEY ADDITIONS THIS SEASON

Colombian **Juan Toja** has been a revelation all season in midfield, scoring six goals, and Argentinean **Pablo Ricchetti** has also provided stability in the midfield. World Cup winner **Denilson** made a big splash with his signing in August. Canadian international **Adrian Serious** won the MLS Cup with Houston Dynamo last season. Young Brazilian striker **Ricardinho** was acquired from FCD's partner club in his homeland.

## KEY ABSENCES

Striker Roberto Mina has been out for the entire season, while midfielder Marcelo Saragosa has been out for the last two months, both gone for the playoffs due to knee injuries. Kenny Cooper has returned to the lineup for the last two matches after missing four months with a broken leg.

## KEY MAN

**Juan Toja.** Effervescent over the first half of the season, the Colombian all-star midfielder has been hampered by an ankle injury over the last two months. He hasn't scored a goal since getting two on July 14 in a 3-3 draw with D.C. United; his promptings could also spur on striker Carlos Ruiz, held to single digits in goals this year for the first time in six MLS seasons.



**HOUSTON DYNAMO v FC DALLAS**  
2007 MLS CUP PLAYOFFS - WESTERN CONFERENCE SEMIFINALS



**FC DALLAS**

No.	Player	Pos	Ht	Wt	Birthdate	Birthplace	2007				CAREER			
							GP	GS	G	A	GP	GS	G	A
4	<b>Chris Gbandi</b>	DF	5-10	170	04/07/1979	Bong Mines, Liberia	21	19	1	2	111	100	3	8
<i>Named FC Dallas Defender of the Year in 2006. Started 19 of 21 matches with a goal and two assists</i>														
6	<b>Pablo Ricchetti</b>	MF	6-0	150	01/02/1977	Buenos Aires, Argentina	19	19	0	3	19	19	0	3
<i>Argentinean acquired from Quilmes. Made his league debut on June 11 and earned his first assist on June 20.</i>														
7	<b>Abe Thompson</b>	FW	6-0	170	01/12/1982	Tucson, AZ	24	15	5	4	56	28	11	10
<i>Former Univ. of Maryland standout scored his fourth goal in Open Cup play this season. Two goals in the win over CLB on Oct 6 secured playoff berth</i>														
8	<b>Juan Toja</b>	MF	6-1	172	05/24/1985	Bogota, Colombia	27	27	6	1	27	27	6	1
<i>Transfer from River Plate (Argentina) was named to the 2007 MLS All-Star Team and scored against Celtic. Scored six goals with three game-winners</i>														
10	<b>Denilson</b>	MF	5-8	143	08/24/1977	Sao Paulo, Brazil	8	7	1	0	8	7	1	0
<i>Brazilian star who is the fourth MLS player to have won a World Cup. Made his first MLS appearance on Sept 1 with his first goal on a penalty kick</i>														
11	<b>Clarence Goodson</b>	DF	6-4	170	05/17/1982	Alexandria, VA	27	27	1	1	74	66	3	2
<i>Always reliable central defender missed just three games on the season, two to slight injuries and one to suspension</i>														
12	<b>Arturo Alvarez</b>	MF	5-9	170	06/28/1985	Houston, TX	27	21	3	3	96	49	10	9
<i>Midfielder has three goals and three assists in regular season with five goals and four assists in US Open Cup play</i>														
13	<b>Dax McCarty</b>	MF	5-9	150	04/30/1987	Winter Park, FL	25	18	1	7	27	18	1	7
<i>U.S. under-20 international scored his first career goal on Sept. 23, while registering a team-high seven assists this season</i>														
14	<b>Drew Moor</b>	DF	6-0	170	01/15/1984	Dallas, TX	28	28	2	0	75	63	3	1
<i>Received his first call up to the U.S. national team for Copa America. Due to team injuries, has excelled at filling in at centerback</i>														
15	<b>Adrian Serioux</b>	DF	6-0	190	05/12/1979	Scarborough, Ontario, Canada	10	10	0	0	30	25	1	0
<i>Acquired from Houston but sidelined for first half of the season due to knee surgery. Returned on July 14 for FC Dallas debut</i>														
16	<b>David Wagenfuhr</b>	DF	5-9	160	06/22/1982	Colorado Springs, CO	13	10	0	0	45	30	1	2
<i>Early season concussion kept him out of action until May. Has worked his way back into the starting lineup at left back</i>														
17	<b>Aaron Pitchkolan</b>	DF	6-2	185	03/14/1983	Aurora, CO	16	11	0	0	46	26	4	1
<i>Key reserve can play either in central defense or as a holding midfielder.</i>														
19	<b>Bobby Rhine</b>	DF	5-10	170	04/18/1976	St. Louis, MO	19	7	0	0	205	130	23	33
<i>Long-time FCD campaigner has seen action in 19 matches this season. Made his 200th league appearance on July 14 against D.C. United</i>														
20	<b>Carlos Ruiz</b>	FW	5-9	180	09/15/1979	Guatemala City, Guatemala	22	19	7	2	140	131	81	17
<i>Scored his 81st career goal for eighth on the all-time MLS list, and has more than 100 goals in all with FC Dallas. His 15 playoff goals No. 1 all-time</i>														
21	<b>Alex Yi</b>	DF	6-3	200	02/27/1982	Alexandria, VA	15	14	0	0	27	21	0	0
<i>Injuries to left calf, hamstring and back spasms have limited his play to 15 games</i>														
22	<b>Michael Dello-Russo</b>	DF	5-10	165	08/22/1983	White Plains, NY	1	1	0	0	1	1	0	0
<i>Made his professional debut in the season finale against Kansas City, starting at right back</i>														
23	<b>Blake Wagner</b>	DF	5-10	165	01/29/1988	Atlanta, GA	1	1	0	0	1	1	0	0
<i>The 18th overall selection in the 2006 SuperDraft made his first MLS start on Sept 30 vs. Houston playing all 90 minutes</i>														
24	<b>Sebastian Botero</b>	MF	6-0	176	07/04/1986	Ames, IA	0	0	0	0	0	0	0	0
<i>Signed on August 22 from Independiente Medellin (Colombia) and has yet to appear in a regular season game.</i>														
25	<b>Dominic Oduro</b>	FW	6-0	160	08/13/1985	Accra, Ghana	29	10	3	2	45	13	4	2
<i>Leads the team with 29 appearances (10 as a starter, all in attack). Doubling his appearance total from 2006 he has scored three goals this season</i>														
26	<b>Anthony Wallace</b>	MF	5-11	160	01/26/1989	Brooklyn, NY	1	1	0	0	1	1	0	0
<i>18th overall selection in the 2007 MLS SuperDraft has seen action in one match this season, making the start in central midfield on Sept. 15</i>														
27	<b>Andrew Daniels</b>	DF	6-2	175	05/02/1985	Burlington, NJ	0	0	0	0	0	0	0	0
<i>After graduating from Brown University in May, the defender has yet to appear in a first-team game</i>														
28	<b>Chase Wileman</b>	MF	5-7	140	06/25/1986	Grand Prairie, TX	0	0	0	0	0	0	0	0
<i>Selected with the ninth overall pick in 2007 MLS SuperDraft, the local product midfielder has yet to make an appearance</i>														
29	<b>Scott Jones</b>	MF	5-11	165	09/22/1983	San Antonio, TX	0	0	0	0	0	0	0	0
<i>Drafted out of UNC-Greensboro in the third round (27th overall), has yet to appear. Performed well in reserve action with two goals, four assists</i>														
30	<b>Ray Burse</b>	GK	6-1	203	10/02/1984	Frankfort, KY	6	6	0	0	6	6	0	0
<i>Backup 'keeper earned his first pro start on July 24 against Chivas de Guadajara in SuperLiga. Has allowed just seven goals in six MLS games</i>														
31	<b>Sandy Gbandi</b>	MF	5-10	155	07/12/1983	Firestone, Liberia	0	0	0	0	0	0	0	0
<i>Brother of Chris, yet to make his first-team debut</i>														
33	<b>Kenny Cooper</b>	FW	6-3	207	10/21/1984	Baltimore, MD	14	12	4	2	45	41	15	6
<i>Dallas native and offensive threat made his return to action on Oct. 11 after suffering a broken right tibia on June 9</i>														
34	<b>Ricardinho</b>	FW	5-9	155	08/08/1988	Sinop, Brazil	8	3	0	1	8	3	0	1
<i>Acquired from partner club CA Paranaense in Brazil. MLS debut came Aug. 11 vs. Columbus; first career MLS assist Oct. 6 at Columbus</i>														
48	<b>Dario Sala</b>	GK	6-3	220	10/17/1974	Cordoba, Argentina	18	18	0	0	47	47	0	1
<i>Recorded six shutouts and 10 wins after serving a six-game suspension in the beginning of the 2007 season</i>														

HEAD COACH: Steve Morrow

07/02/1970

W13 L12 T5



# FC DALLAS



## 20. CARLOS RUIZ

Has scored 81 goals in 140 career league appearances since coming to MLS, seventh on the all-time list ... Passed the 100-goal plateau in all competitions while in MLS earlier this year ... Has 35 goals in 75 appearances for Guatemala, tying Juan Carlos Plata for the all-time lead for his country ... Scored in

double-digits in each of his first five seasons in the league ... Also scored the MLS Cup-winning goal in extra time in the 2002 final



## 8. JUAN TOJA

Scored six goals in 27 appearances (all starts) in his first MLS season ... A starter in the MLS All-Star Game against Celtic FC ... Came to the league from Argentinean giant River Plate ... Also played three seasons with Colombian outfit Santa Fe ... A part of Colombia's under-20 national team that won

the South American youth championship and also played in the FIFA U-20 World Cup in Holland in 2005



## 7. ABE THOMPSON

Scored five goals in 24 appearances (15 starts) in his second season with FC Dallas ... Scored four goals in 18 games in 2005 in his rookie season out of the University of Maryland, then added two goals and six assists in 14 matches in his second season ...



## 10. DENILSON

Signed in August from Saudi Arabian club Al-Nasr ... One of four MLS players to have won the World Cup The other three all played for New York: Lothar Matthaus (Germany 1990), Branco (Brazil 1994), and Youri Djorkaeff (France 1998) ... Began his pro career with Sao Paulo FC in 1991, moving to

Real Bétis of Spain in 1998 (where he became the most expensive soccer player in the world), then went to Bordeaux of France ... His international debut came in 1996 at the age of 18



## 33. KENNY COOPER

In his second season in MLS, missed four months with a broken leg ... A hometown Dallas boy, he is a product of the Manchester United youth system ... When Cooper scores, FC Dallas is 13-0-2 ... Made his international debut in January for the USA, against

Denmark ... Father Kenny was a goalkeeper for the Dallas Tornado of the NASL

## TALKING POINTS

### *GOALS AFTER 90th MINUTE*

<b>FC Dallas</b>	<b>5 (2 winners, 2 tying)</b>
Kansas City Wizards	4 (1 winner, 1 tying)
Chivas USA	3 (1 winner)

### *WORLD CUP WINNERS IN MLS*

Lothar Matthaus (Germany, 1990)				
MET 2000	16	16	0	3
Branco (Brazil, 1994)				
MET 1997	11	11	1	2
Youri Djorkaeff (France, 1998)				
MET 2005	24	24	10	7
NY 2006	21	21	2	4
<b>Denilson (Brazil, 2002)</b>				
DAL 2007	8	7	1	0

### *DALLAS DOWN THE STRETCH*

	<i>W</i>	<i>L</i>	<i>T</i>	<i>GF</i>	<i>GA</i>
2007	2	5	3	9	16
2006	3	3	4	15	14
2005	2	4	1	10	15
2004	1	5	1	5	13
2003	2	7	1	14	22
2002	2	4	0	10	14



WCSF: DYNAMO v FC DALLAS

2007 FC DALLAS STATISTICS (13-12-5, 44 pts.)

UNF	POS	PLAYER	GP	GS	MIN	G	A	SHT	SOG	FC	FS	OFF	CK	C	E
20	F	Carlos Ruiz	22	19	1722	7	2	59	25	46	41	23	0	9	1
8	M	Juan Toja	27	27	2388	6	1	33	16	83	41	6	2	4	0
7	F	Abe Thompson	24	15	1227	5	4	19	11	14	10	13	0	2	0
33	F	Kenny Cooper	14	12	1068	4	2	33	16	16	19	9	0	0	0
12	M	Arturo Alvarez	27	21	1898	3	3	61	30	35	34	5	44	2	0
10	M	*Ramon Nunez	13	10	1001	3	2	36	12	6	23	0	27	0	0
25	F	Dominic Oduro	29	10	1163	3	2	24	13	16	23	17	0	3	0
14	D	Drew Moor	28	28	2495	2	0	7	3	17	30	1	1	3	0
13	M	Dax McCarty	25	18	1604	1	7	13	5	12	46	0	25	0	0
4	D	Chris Gbandi	21	19	1701	1	2	5	3	24	11	2	1	7	1
11	D	Clarence Goodson	27	27	2297	1	1	9	5	36	37	0	0	6	0
10	M	Denilson	8	7	606	1	0	14	4	10	21	2	15	3	0
6	M	Pablo Ricchetti	19	19	1600	0	3	6	2	31	18	0	0	7	0
5	M	Marcelo Saragosa	13	10	800	0	2	3	1	33	17	0	0	4	1
34	F	Ricardinho	8	3	279	0	1	5	2	5	7	3	0	0	0
30	GK	Ray Burse	6	6	540	0	0	0	0	0	1	0	0	0	0
22	D	Michael Dello-Russo	1	1	90	0	0	0	0	0	0	0	0	0	0
1	GK	Shaka Hislop	6	6	540	0	0	0	0	0	0	0	0	0	0
17	M-D	Aaron Pitchkolan	16	11	1142	0	0	6	1	21	4	1	0	4	0
19	D	Bobby Rhine	19	7	862	0	0	5	1	6	9	0	0	2	1
48	GK	Dario Sala	18	18	1620	0	0	0	0	0	4	0	0	3	0
15	D	Adrian Serioux	10	10	806	0	0	6	2	16	11	0	0	1	0
16	D	David Wagenfuhr	13	10	828	0	0	1	0	16	9	0	0	1	0
23	D	Blake Wagner	1	1	90	0	0	0	0	0	0	0	0	0	0
26	M	Anthony Wallace	1	1	69	0	0	0	0	2	0	0	0	0	0
21	D	Alex Yi	15	14	1178	0	0	5	2	20	7	0	0	3	0
24	M	Sebastian Botero	0	0	0	0	0	0	0	0	0	0	0	0	0
27	D	Andrew Daniels	0	0	0	0	0	0	0	0	0	0	0	0	0
31	M	Sandy Gbandi	0	0	0	0	0	0	0	0	0	0	0	0	0
0	F	Abdus Ibrahim	0	0	0	0	0	0	0	0	0	0	0	0	0
29	M	Scott Jones	0	0	0	0	0	0	0	0	0	0	0	0	0
28	M	Chase Wileman	0	0	0	0	0	0	0	0	0	0	0	0	0
		Team totals	30	30	2700	37	32	350	154	465	445	82	115	64	4
		Opponent totals	30	30	2700	44	43	381	158	445	465	100	175	57	4

GAME-WINNING GOALS: Juan Toja 3, Abe Thompson 2, Ramon Nunez 2, Dominic Oduro 1, Drew Moor 1  
Clarence Goodson 1, Chris Gbandi 1, Denilson 1, Kenny Cooper 1

GAME-WINNING ASSISTS: Ramon Nunez 2, Dax McCarty 2, Abe Thompson 1, Marcelo Saragosa 1  
Pablo Ricchetti 1, Ricardinho 1, Arturo Alvarez 1

PENALTY KICK GOALS/ATTEMPTS: Abe Thompson 2-2, Carlos Ruiz 1-1, Denilson 1-1, Kenny Cooper 1-1

FC DALLAS INDIVIDUAL GOALKEEPING

UNF	POS	GOALKEEPER	GP	GS	MIN	SHTS	SV	GA	GAA	PG	PA	W	L	T	SO
30	GK	Ray Burse	6	6	540	29	23	6	1.00	1	1	3	2	1	2
1	GK	Shaka Hislop	6	6	540	32	23	9	1.50	0	0	2	3	1	0
48	GK	Dario Sala	18	18	1620	97	64	29	1.61	2	2	8	7	3	5
		Team totals	30	30	2700	158	110	44	1.47	3	3	13	12	5	7
		Opponent totals	30	30	2700	154	112	37	1.23	5	5	12	13	5	11

\* = Played with other teams in 2007. Only FC Dallas statistics listed here.





WCSSF: DYNAMO v FC DALLAS

FC DALLAS - GAME-BY-GAME

#	Player	1	2	3	4	5	6	7	8	9	10	11	12	13	14	15	16	17	18	19	20	21	22	23	24	25	26	27	28	29	30		
		RSL	LA	NY	COL	NY	NE	KC	CHI	RSL	CHV	HOU	LA	RSL	TOR	COL	HOU	CHV	DC	COL	CLB	HOU	DC	TOR	NE	CHI	LA	HOU	CLB	CHV	KC		
		2-2	2-1	0-3	3-1	0-1	0-1	2-1	2-1	2-1	0-2	1-2	3-1	1-0	0-4	1-0	0-0	2-0	3-3	1-0	3-2	0-1	0-4	2-0	2-4	1-1	1-2	0-3	3-1	0-0	0-2		
1	Shaka Hislop	90G	90G	90G	90G	90G	90G	90D	90D	90D	90D	90D	90D	90D	90D	90D	90D	90D	90D	90D	90D	90D	90D	90D	90D	90D	90D	90D	90D	90D	90D		
4	Chris Gbandi	90D	71	90D	90D	90D	90D	90D	90D	90D	90D	90D	90D	90D	90D	90D	90D	90D	90D	90D	90D	90D	90D	90D	90D	90D	90D	90D	90D	90D	90D	90D	
5	Marcelo Saragosa	90M	29M					16	10																								
6	Pablo Ricchetti							90M	90M	90M	90M	90M	90M	90M	90M	90M	90M	90M	90M	90M	90M	90M	90M	90M	90M	90M	90M	90M	90M	90M	90M	90M	90M
7	Abe Thompson	6								11																							
8	Juan Toja	66M	90M	90M	90M	90M	90M	90M	90M	90M	90M	90M	90M	90M	90M	90M	90M	90M	90M	90M	90M	90M	90M	90M	90M	90M	90M	90M	90M	90M	90M	90M	90M
9	Roberto Mina																																
10	Denilson																																
10	Ramon Nunez	90M	82M	90M	81M	90M	90M	74M	85M	32	90M	73M			45			79															
11	Clarence Goodson	90D	90D	48D	90D	90D	90D	90D	90D	90D	31D	90D	90D	90D	90D	90D	90D	90D	90D	90D	90D	90D	90D	90D	90D	90D	90D	90D	90D	90D	90D	90D	90D
12	Arturo Alvarez	71M		72M	9	28	27			82F	19	17	64F	90F	90M	85M	90M	80M	90M	90M	90M	90M	90M	90M	90M	90M	90M	90M	90M	90M	90M	90M	90M
13	Dax McCarty	24	90M	90M	88M	62M	90M	84M	80M	58M	71M	90M	26	7	46M																		
14	Drew Moor	90D	90D	90D	90D	90D	90D	90D	90D	90D	90D	90D	90D	90D	90D	90D	90D	90D	90D	90D	90D	90D	90D	90D	90D	90D	90D	90D	90D	90D	90D	90D	90D
15	Adrian Serieux																																
16	David Wagenfuhr	84D		19D																													
17	Aaron Pritchkolan	90D	8	42	2	19	79D	6	5		59			19	45	90D	90D	90M	7			90D	8										
19	Bobby Rhine	90F	90F	90F	68F	90F	63F	17		90F				44	90F	90F	90F	90F	90F	77F	90F	90F	90F	90F	90F	90F	90F	90F	90F	90F	90F	90F	90F
20	Carlos Ruiz																																
21	Alex Yi	90D	90D	90D	90D	71D				90D	90D	90D	90D	90D	90D	90D	90D	90D	90D	90D	90D	90D	90D	90D	90D	90D	90D	90D	90D	90D	90D	90D	90D
22	Michael Dello-Russo																																
23	Blake Wagner																																
24	Sebastian Botero																																
25	Dominic Odure	19	17	18	22	8	45			22	67F	33	17	90F	90F	90F	61F	71F	28	86F	67F	45	25	23	8	7	9	67F	26	70F	6	26	
26	Anthony Wallace																																
27	Andrew Daniels																																
28	Tommy Krizanovic																																
28	Chase Wileman																																
29	Scott Jones																																
30	Ray Burse																																
31	Sandy Gbandi																																
33	Kenny Cooper	90M	73F	90F	90F	90F	90F	73F	90F	23	90F	73F	22																				
34	Ricardinho																																
44	Boris Pardo																																
48	Dario Sala																																

"00" = minutes played  
 F/M/D/G = starting position



WCSF: DYNAMO v FC DALLAS

FC DALLAS - GAME-BY-GAME LOG

Game #1	04/07/2007	DAL 2 at RSL 2	T	Cooper 1 (Ruiz 1) 19; Ruiz 1 (unassisted) 94+
Game #2	04/12/2007	DAL 2 at LA 1	W	Ruiz 2 (penalty kick) 35; Cooper 2 (Nunez 1) 43
Game #3	04/15/2007	DAL 0 at NY 3	L	
Game #4	04/22/2007	DAL 3 vs COL 1	W	Nunez 1 (McCarty 1) 29; Nunez 2 (unassisted) 78; Oduro 1 (Cooper 1) 93+
Game #5	04/26/2007	DAL 0 vs NY 1	L	
Game #6	04/29/2007	DAL 0 vs NE 1	L	
Game #7	05/12/2007	DAL 2 at KC 1	W	Cooper 3 (McCarty 2, Thompson 1) 19; Toja 1 (Nunez 2) 46+
Game #8	05/17/2007	DAL 2 at CHI 1	W	Cooper 4 (penalty kick) 24; Toja 2 (Thompson 2) 60
Game #9	05/20/2007	DAL 2 vs RSL 1	W	Alvarez 1 (unassisted) 26; Gbandi 1 (Ricchetti 1) 82
Game #10	05/26/2007	DAL 0 at CHV 2	L	
Game #11	06/03/2007	DAL 1 at HOU 2	L	Thompson 1 (Cooper 2, McCarty 3) 32
Game #12	06/09/2007	DAL 3 vs LA 1	W	Toja 3 (Thompson 3, Ricchetti 2) 24; Thompson 2 (penalty kick) 54; Moor 1 (McCarty 4) 73
Game #13	06/14/2007	DAL 1 at RSL 0	W	Oduro 2 (Saragosa 1) 93+
Game #14	06/17/2007	DAL 0 at TOR 4	L	
Game #15	06/23/2007	DAL 1 at COL 0	W	Toja 4 (unassisted) 62
Game #16	06/30/2007	DAL 0 vs HOU 0	T	
Game #17	07/04/2007	DAL 2 vs CHV 0	W	Nunez 3 (Alvarez 1) 41; Oduro 3 (Ricchetti 3) 86
Game #18	07/14/2007	DAL 3 at DC 3	T	Ruiz 3 (Alvarez 2) 51; Toja 5 (Ruiz 2, Alvarez 3) 71; Toja 6 (Thompson 4) 81
Game #19	08/04/2007	DAL 1 vs COL 0	W	Moor 2 (McCarty 5) 31
Game #20	08/11/2007	DAL 3 vs CLB 2	W	Alvarez 2 (unassisted) 60; Ruiz 4 (Saragosa 2, Gbandi 1) 80; Goodson 1 (McCarty 6) 92+
Game #21	08/19/2007	DAL 0 at HOU 1	L	
Game #22	09/01/2007	DAL 0 vs DC 4	L	
Game #23	09/08/2007	DAL 2 vs TOR 0	W	Denilson 1 (penalty kick) 36; Thompson 3 (penalty kick) 87
Game #24	09/15/2007	DAL 2 at NE 4	L	Ruiz 5 (McCarty 7) 35; Ruiz 6 (Oduro 1) 84
Game #25	09/20/2007	DAL 1 vs CHI 1	T	Ruiz 7 (Goodson 1, Toja 1) 93+
Game #26	09/23/2007	DAL 1 at LA 2	L	McCarty 1 (Gbandi 2) 11
Game #27	09/30/2007	DAL 0 vs HOU 3	L	
Game #28	10/06/2007	DAL 3 at CLB 1	W	Alvarez 3 (Oduro 2) 48; Thompson 4 (Ricardinho 1) 86; Thompson 5 (unassisted) 89
Game #29	10/11/2007	DAL 0 vs CHV 0	T	
Game #30	10/20/2007	DAL 0 vs KC 2	L	

U.S. OPEN CUP

3R	07/09/2007	DAL 1 vs ATLANTA 1	W (4-3 pens)	Ruiz (Sala) 74
QF	08/07/2007	DAL 2 at CHASTN 1	L (OT)	Goodson (McCarty) 23; Alvarez (Rhine) 95
SF	09/04/2007	DAL 2 at SEATTLE 1	W (OT)	Ruiz (Alvarez) 91; Thompson (penalty kick) 119
F	10/03/2007	DAL 2 vs NE 3	L	Alvarez 1 (Wagenfuhr) 30; <b>Thompson 1 (Goodson) 64</b>

SUPERLIGA

GxPA	07/24/2007	DAL 1 vs CHIVAS 1	T	Alvarez (Ruiz) 56
GxPA	07/28/2007	DAL 1 vs PACHCA 1	T	Ruiz (Rhine) 75
GxPA	07/31/2007	DAL 5 vs IA 6	L	Alvarez (Moor) 43; Toja (Oduro) 78; Alvarez (Toja) 82; Ruiz (Moor) 91+; Thompson (McCarty) 96+



WCSF: DYNAMO v FC DALLAS

ALL-TIME FC DALLAS POSTSEASON STATISTICS

PLAYER	GP	GS	MIN	G	A
Ariel Graziani	11	11	1010	5	2
Jason Kreis	22	18	1721	4	2
Dante Washington	14	6	651	4	1
Carlos Ruiz	4	3	355	4	0
Chad Deering	16	16	1417	3	1
Bobby Rhine	11	11	901	2	2
Gerell Elliott	7	2	242	2	1
Jorge Rodriguez	18	16	1516	2	1
Mark Santel	15	14	1175	1	5
Hugo Sanchez	2	2	172	1	2
Damian	4	4	306	1	1
Antonio Martinez	7	5	467	1	1
Chad Ashton	3	1	88	1	0
Clarence Goodson	4	2	289	1	0
Brian Haynes	10	4	500	1	0
Steve Morrow	3	3	271	1	0
Daniel Peinado	4	4	345	1	0
Abe Thompson	2	2	120	1	0
Oscar Pareja	17	16	1331	0	5
Ronnie O'Brien	7	7	701	0	3
Greg Vanney	4	4	420	0	3
Sergi Daniv	6	4	389	0	2
Ted Eck	14	12	1094	0	2
Chris Gbandi	4	4	329	0	2
Paul Broome	10	8	681	0	1
Eric Dade	15	13	1118	0	1
Eddie Johnson	3	0	62	0	1
Lawrence Lozzano	3	3	270	0	1
Roberto Mina	2	1	140	0	1
Ryan Suarez	6	6	520	0	1
Alain Sutter	3	3	206	0	1
John Jairo Trellez	4	0	50	0	1
Mickey Trotman	2	2	178	0	1
Lazo Alavanja	2	0	32	0	0
Leonel Alvarez	5	5	450	0	0
Hamisi Amani-Dove	2	2	133	0	0
Tenywa Bonseu	3	3	281	0	0
Kenny Cooper	2	2	145	0	0
Mark Dodd	12	11	1035	0	0
Justin Evans	2	0	77	0	0
Richard Farrer	17	11	1103	0	0
Jorge Flores	2	0	28	0	0
Scott Garlick	2	2	210	0	0
Zak Ibsen	3	2	191	0	0
Ricardo Iribarren	2	2	148	0	0
Steve Jolley	2	2	210	0	0
Matt Jordan	12	12	1066	0	0
Aleksey Korol	3	1	76	0	0
Drew Moor	3	2	219	0	0
Richard Mulrooney	2	2	210	0	0
Ramon Nunez	2	2	210	0	0
Percy Olivares	1	0	2	0	0
Brandon Pollard	8	8	703	0	0
Dario Sala	2	2	210	0	0
Marcelo Saragosa	2	0	57	0	0
Juan Sastoque	1	0	2	0	0
Tom Soehn	4	4	356	0	0
Diego Sonora	3	3	246	0	0
Temoc Suarez	2	1	57	0	0
Carey Talley	1	0	24	0	0
Joselito Vaca	4	1	97	0	0
Simo Valakari	4	4	420	0	0
David Wagenfuhr	2	0	98	0	0
Wade Webber	4	4	360	0	0
Mark Wilson	2	2	111	0	0
Team totals	27	27	2541	36	45
Opponent totals	27	27	2541	52	68

INDIVIDUAL GOALKEEPING

GOALKEEPER	GP	GS	SV	GA	GAA	SO
Scott Garlick	2	2	6	2	0.86	1
Dario Sala	2	2	12	4	1.71	0
Matt Jordan	12	12	42	22	1.86	0
Mark Dodd	12	11	45	24	2.09	2
Team totals	27	27	109	52	1.84	3
Opponent totals	27	27	99	36	1.28	7



# 2007 MLS STANDINGS & LEADERS

## 2007 FINAL MLS STANDINGS

EASTERN	OVERALL					HOME					ROAD							
	GP	W	L	T	PTS	GF	GA	GD	W	L	T	GF	GA	W	L	T	GF	GA
D.C. United	30	16	7	7	55	56	34	22	10	2	3	37	22	6	5	4	19	12
New England	30	14	8	8	50	51	43	8	8	3	4	32	21	6	5	4	19	22
New York	30	12	11	7	43	47	45	2	9	3	3	30	16	3	8	4	17	29
Chicago	30	10	10	10	40	31	36	-5	6	3	6	16	15	4	7	4	15	21
Kansas City	30	11	12	7	40	45	45	0	7	5	3	22	18	4	7	4	23	27
Columbus	30	9	11	10	37	39	44	-5	5	5	5	17	17	4	6	5	22	27
Toronto FC	30	6	17	7	25	25	49	-24	5	7	3	17	18	1	10	4	8	31
<b>WESTERN</b>																		
Chivas USA	30	15	7	8	53	46	28	18	10	1	4	28	8	5	6	4	18	20
Houston	30	15	8	7	52	43	23	20	8	3	4	22	11	7	5	3	21	12
FC Dallas	30	13	12	5	44	37	44	-7	7	5	3	17	17	6	7	2	20	27
Colorado	30	9	13	8	35	29	34	-5	6	4	5	16	11	3	9	3	13	23
Los Angeles	30	9	14	7	34	38	48	-10	6	6	3	25	25	3	8	4	13	23
Real Salt Lake	30	6	15	9	27	31	45	-14	4	7	4	18	22	2	8	5	13	23

### BUDWEISER GOLDEN BOOT

TEAM	GP	GOALS	TEAM	GP	ASTS		
Luciano Emilio	DC	29	20	Steve Ralston	NE	26	14
Juan Pablo Angel	NY	24	19	Landon Donovan	LA	25	13
Taylor Twellman	NE	26	16	Sacha Kljestan	CHV	25	13
Eddie Johnson	KC	24	15	Guillermo Barros Schelotto	CLB	22	11
Maykel Galindo	CHV	28	12	Davy Arnaud	KC	28	9
Ante Razov	CHV	26	11	Christian Gomez	DC	27	9
Christian Gomez	DC	27	10	Fred	DC	26	8
Jozy Altidore	NY	22	9	Ante Razov	CHV	26	8
Landon Donovan	LA	25	8	Dave van den Bergh	NY	29	8
Robbie Findley	RSL*	25	8	7 players tied with 7			

### GOALKEEPING LEADERS

TEAM	GP	MIN	SHTS	SVS	GA	GAA	W-L-T	SHO	
Pat Onstad	HOU	27	2418	107	85	22	0.82	13-8-6	11
Brad Guzan	CHV	27	2430	112	87	25	0.93	14-6-7	13
Bouna Coundoul	COL	30	2668	152	120	32	1.08	9-12-8	9
Jon Conway	NY	14	1143	71	57	14	1.10	6-5-2	4
Troy Perkins	DC	29	2610	149	117	32	1.10	16-6-7	8
Matt Pickens	CHI	27	2430	133	102	31	1.15	9-8-10	10
Nick Rimando	RSL	27	2430	183	146	37	1.37	6-13-8	7
Matt Reis	NE	30	2700	163	120	43	1.43	14-8-8	10
Will Hesmer	CLB	20	1800	100	71	29	1.45	8-7-5	5
Kevin Hartman	KC	30	2700	155	110	45	1.50	11-12-7	5
Joe Cannon	LA	29	2610	165	119	46	1.59	9-13-7	5
Dario Sala	DAL	18	1620	93	64	29	1.61	8-7-3	5
Kenny Stamatopoulos	TOR	12	1080	61	41	20	1.67	1-8-3	2
Ronald Waterreus	NY	18	1557	90	59	31	1.79	6-6-5	5

Minimum: 1000 minutes played

### SHOTS

TEAM	GP	SHOTS	
Juan Pablo Angel	NY	24	97
Taylor Twellman	NE	26	90
Ante Razov	CHV	26	85
Christian Gomez	DC	27	82
Luciano Emilio	DC	29	79
Eddie Johnson	KC	24	75
Davy Arnaud	KC	28	74
Dwayne De Rosario	HOU	24	62
Arturo Alvarez	DAL	27	61
Chad Barrett	CHI	30	59
Eddie Gaven	CLB	27	59
Carlos Ruiz	DAL	22	59

### SHOTS ON GOAL

TEAM	GP	SOG	
Taylor Twellman	NE	26	55
Juan Pablo Angel	NY	24	53
Luciano Emilio	DC	29	47
Christian Gomez	DC	27	44
Eddie Johnson	KC	24	43
Ante Razov	CHV	26	42
Chad Barrett	CHI	30	37
Eddie Gaven	CLB	27	33
Alejandro Moreno	CLB*	29	32
Arturo Alvarez	DAL	27	30
Alecko Eskandarian	RSL*	23	30

### GAME-WINNING GOALS

TEAM	GP	GWG	
Eddie Johnson	KC	24	6
Juan Pablo Angel	NY	24	5
Maykel Galindo	CHV	28	5
Taylor Twellman	NE	26	5
Luciano Emilio	DC	29	4
Ante Razov	CHV	26	4

10 players tied with 3

### MULTI-GOAL GAMES

TEAM	GP	GAMES	
Juan Pablo Angel	NY	24	5
Luciano Emilio	DC	29	5
Maykel Galindo	CHV	28	3
Eddie Johnson	KC	24	3
Taylor Twellman	NE	26	3
Jozy Altidore	NY	22	2
Ben Olsen	DC	24	2
Scott Sealy	KC	18	2

27 players tied with 1

FOULS COMMITTED	TEAM	GP	FC
Juan Toja	DAL	27	83
Eddie Robinson	HOU	25	70
Maurice Edu	TOR	25	65
Jeff Larentowicz	NE	28	61
Ryan Cochrane	HOU	25	55
Shalrie Joseph	NE	27	55
Alejandro Moreno	CLB*	29	54
Dane Richards	NY	28	50
Carl Robinson	TOR	26	50
Ben Olsen	DC	24	49

FOULS SUFFERED	TEAM	GP	FS
Alejandro Moreno	CLB*	29	93
Guillermo Barros Schelotto	CLB	22	65
Eddie Robinson	HOU	25	64
Davy Arnaud	KC	28	63
Cuauhtemoc Blanco	CHI	14	61
Joseph Ngwenya	HOU*	30	60
Eddie Johnson	KC	24	57
Brian Mullan	HOU	28	55
Maykel Galindo	CHV	28	53
Shalrie Joseph	NE	27	52

OFFSIDES	TEAM	GP	OFF
Joseph Ngwenya	HOU*	30	55
Eddie Johnson	KC	24	50
Juan Pablo Angel	NY	24	42
Chad Barrett	CHI	30	37
Jeff Cunningham	TOR*	23	33
Alejandro Moreno	CLB*	29	32
Pat Noonan	NE	27	32
Maykel Galindo	CHV	28	30
Ante Razov	CHV	26	30
Carlos Pavon	LA	18	24

CAUTIONS (YELLOW)	TEAM	GP	CAUT
Eddie Robinson	HOU	25	11
Kyle Beckerman	RSL*	28	9
Alecko Eskandarian	RSL*	23	9
Jesse Marsch	CHV	28	9
Carlos Ruiz	DAL	22	9
Mehdi Ballouchy	COL*	23	8
Paulo Nagamura	CHV*	26	8
Ben Olsen	DC	24	8

8 players tied with 7

EJECTIONS (RED CARDS)	TEAM	GP	EJECT
Andrew Boyens	TOR	23	2
Ugo Ihemelu	COL	25	2
Kyle Martino	LA	26	2
Clint Mathis	NY	26	2

46 players tied with 1

GAMES PLAYED	TEAM	GP
Chris Klein	LA*	32
Chad Barrett	CHI	30
Wade Barrett	HOU	30
Bouna Coundoul	COL	30
Andy Dorman	NE	30
Kevin Hartman	KC	30
Richard Mulrooney	HOU*	30
Joseph Ngwenya	HOU*	30
Matt Reis	NE	30

13 players tied with 29

GAMES STARTED	TEAM	GS
Chris Klein	LA*	32
Wade Barrett	HOU	30
Bouna Coundoul	COL	30
Kevin Hartman	KC	30
Joseph Ngwenya	HOU*	30
Matt Reis	NE	30
C.J. Brown	CHI	29
Joe Cannon	LA	29
Troy Perkins	DC	29
Kerry Zavagnin	KC	29

MINUTES PLAYED	TEAM	MIN
Chris Klein	LA*	2790
Kevin Hartman	KC	2610
Matt Reis	NE	2610
Wade Barrett	HOU	2589
Bouna Coundoul	COL	2578
Kerry Zavagnin	KC	2564
Seth Stammer	NY	2547
Joe Cannon	LA	2520
Troy Perkins	DC	2520
C.J. Brown	CHI	2475

CONSECUTIVE GAMES WITH GOALS			
#	PLAYER	TM	START STOP
6	Juan Pablo Angel	NY	05/19/2007 06/16/2007
5	Luciano Emilio	DC	06/10/2007 07/04/2007
4	Chris Rolfe	CHI	04/21/2007 05/12/2007
4	Ante Razov	CHV	09/06/2007 09/22/2007
4	Eddie Johnson	KC	05/26/2007 07/22/2007
3	Jaime Moreno	DC	05/03/2007 05/19/2007
3	Jaime Moreno	DC	09/09/2007 09/29/2007
3	Luciano Emilio	DC	09/06/2007 09/12/2007
3	Luciano Emilio	DC	08/05/2007 08/18/2007
3	Joseph Ngwenya	HOU	06/03/2007 06/10/2007
3	Eddie Johnson	KC	08/29/2007 09/15/2007
3	Taylor Twellman	NE	08/19/2007 09/09/2007
3	Taylor Twellman	NE	04/14/2007 04/29/2007
3	Pat Noonan	NE	07/22/2007 08/02/2007
3	Juan Pablo Angel	NY	08/12/2007 08/22/2007
3	Juan Pablo Angel	NY	09/15/2007 09/29/2007
2	Chad Barrett	CHI	04/15/2007 04/21/2007
2	Maykel Galindo	CHV	05/20/2007 05/26/2007
2	Ante Razov	CHV	07/14/2007 07/26/2007
2	Maykel Galindo	CHV	08/18/2007 08/23/2007
2	Eddie Gaven	CLB	10/06/2007 10/13/2007
2	Alejandro Moreno	CLB	06/10/2007 06/16/2007
2	Roberto Brown	COL	04/30/2007 05/05/2007
2	Herculez Gomez	COL	04/07/2007 04/15/2007
2	Conor Casey	COL	08/26/2007 09/02/2007
2	Herculez Gomez	COL	05/26/2007 06/02/2007
2	Kenny Cooper	DAL	04/07/2007 04/12/2007
2	Abe Thompson	DAL	06/03/2007 06/09/2007
2	Kenny Cooper	DAL	05/12/2007 05/17/2007
2	Carlos Ruiz	DAL	09/15/2007 09/20/2007
2	Juan Toja	DAL	05/12/2007 05/17/2007
2	Carlos Ruiz	DAL	04/07/2007 04/12/2007
2	Ben Olsen	DC	08/22/2007 09/01/2007
2	Luciano Emilio	DC	04/07/2007 04/14/2007
2	Fred	DC	08/25/2007 09/01/2007
2	Brian Ching	HOU	07/05/2007 07/08/2007
2	Nate Jaqua	HOU	08/25/2007 09/08/2007
2	Dwayne De Rosario	HOU	09/16/2007 09/30/2007
2	Scott Sealy	KC	09/15/2007 10/05/2007
2	Eddie Johnson	KC	04/25/2007 04/28/2007
2	Davy Arnaud	KC	05/19/2007 05/26/2007
2	Alan Gordon	LA	09/01/2007 09/08/2007
2	Landon Donovan	LA	09/19/2007 09/23/2007
2	Edson Buddle	LA	06/17/2007 06/23/2007
2	Taylor Twellman	NE	10/13/2007 10/20/2007 Active
2	Pat Noonan	NE	06/16/2007 06/23/2007
2	Andy Dorman	NE	04/14/2007 04/19/2007
2	Shalrie Joseph	NE	05/19/2007 05/26/2007
2	Andy Dorman	NE	07/07/2007 07/14/2007
2	Francis Doe	NY	09/22/2007 09/29/2007
2	Jozy Altidore	NY	04/15/2007 04/21/2007
2	Jozy Altidore	NY	08/12/2007 08/18/2007
2	Chris Brown	RSL	09/29/2007 10/06/2007
2	Robbie Findley	RSL	10/06/2007 10/20/2007 Active
2	Collin Samuel	TOR	10/13/2007 10/20/2007 Active
2	Danny Dichio	TOR	05/26/2007 06/02/2007
2	Jeff Cunningham	TOR	06/06/2007 06/17/2007

CONSECUTIVE GAMES WITH ASSISTS			
#	PLAYER	TM	START STOP
5	Guillermo Barros Schelotto	CLB	06/03/2007 06/23/2007
5	Christian Gomez	DC	09/01/2007 09/29/2007
3	Cuauhtemoc Blanco	CHI	08/18/2007 08/25/2007
3	Chris Rolfe	CHI	04/07/2007 04/21/2007
3	Sacha Kljestan	CHV	09/06/2007 09/13/2007
3	Fred	DC	06/23/2007 07/04/2007
3	Richard Mulrooney	HOU	09/08/2007 09/30/2007
3	Carlos Marinelli	KC	05/26/2007 06/16/2007
3	Sasha Victorine	KC	05/26/2007 06/16/2007
3	Landon Donovan	LA	04/12/2007 05/12/2007
3	Landon Donovan	LA	10/07/2007 10/18/2007
3	Taylor Twellman	NE	07/22/2007 08/02/2007
2	Francisco Mendoza	CHV	04/21/2007 04/28/2007
2	Ante Razov	CHV	07/26/2007 07/29/2007
2	Ramon Nunez	CHV	08/18/2007 08/23/2007
2	Maykel Galindo	CHV	07/14/2007 07/26/2007
2	Eddie Gaven	CLB	10/13/2007 10/20/2007 Active
2	Duncan Oughton	CLB	06/20/2007 06/23/2007
2	Eddie Gaven	CLB	09/15/2007 09/22/2007
2	Alejandro Moreno	CLB	06/16/2007 06/20/2007
2	Alejandro Moreno	CLB	05/26/2007 06/03/2007
2	Mehdi Ballouchy	COL	08/26/2007 09/02/2007
2	Dax McCarty	DAL	08/04/2007 08/11/2007
2	Dax McCarty	DAL	06/03/2007 06/09/2007
2	Arturo Alvarez	DAL	07/04/2007 07/14/2007
2	Abe Thompson	DAL	05/12/2007 05/17/2007
2	Christian Gomez	DC	06/10/2007 06/16/2007
2	Fred	DC	09/12/2007 09/29/2007
2	Brian Carroll	DC	04/07/2007 04/14/2007
2	Marc Burch	DC	08/05/2007 08/09/2007

2 Ben Olsen	DC	07/14/2007	08/05/2007	
2 Jaime Moreno	DC	06/10/2007	07/14/2007	
2 Jaime Moreno	DC	09/06/2007	09/09/2007	
2 Dwayne De Rosario	HOU	09/01/2007	09/08/2007	
2 Brian Ching	HOU	09/16/2007	09/30/2007	
2 Stuart Holden	HOU	06/21/2007	06/24/2007	
2 Brian Mullan	HOU	06/03/2007	06/07/2007	
2 Michael Harrington	KC	04/25/2007	04/28/2007	
2 Sasha Victorine	KC	07/22/2007	07/29/2007	
2 Davy Arnaud	KC	10/13/2007	10/20/2007	Active
2 Landon Donovan	LA	09/16/2007	09/19/2007	
2 Peter Vagenas	LA	09/01/2007	09/08/2007	
2 Steve Ralston	NE	05/06/2007	05/12/2007	
2 Steve Ralston	NE	09/15/2007	09/22/2007	
2 Khano Smith	NE	09/09/2007	09/15/2007	
2 Steve Ralston	NE	07/07/2007	07/14/2007	
2 Steve Ralston	NE	10/13/2007	10/20/2007	Active
2 Adam Cristman	NE	04/14/2007	04/19/2007	
2 Dave van den Bergh	NY	04/26/2007	05/05/2007	
2 John Wolyniec	NY	05/24/2007	06/02/2007	
2 Juan Pablo Angel	NY	05/19/2007	05/24/2007	
2 Claudio Reyna	NY	05/05/2007	06/02/2007	
2 Andy Williams	RSL	09/29/2007	10/06/2007	
2 Fabian Espindola	RSL	09/29/2007	10/06/2007	
2 Andy Welsh	TOR	06/06/2007	06/17/2007	

2 Ben Olsen	DC	07/14/2007	08/05/2007	
2 Stuart Holden	HOU	06/21/2007	06/24/2007	
2 Brad Davis	HOU	06/10/2007	06/21/2007	
2 Nate Jaqua	HOU	08/25/2007	09/08/2007	
2 Brian Ching	HOU	07/05/2007	07/08/2007	
2 Brian Mullan	HOU	06/03/2007	06/07/2007	
2 Eloy Colombano	KC	09/15/2007	09/22/2007	
2 Sasha Victorine	KC	07/22/2007	07/29/2007	
2 Jack Jewsbury	KC	10/13/2007	10/20/2007	Active
2 Michael Harrington	KC	04/25/2007	04/28/2007	
2 Eddie Johnson	KC	04/25/2007	04/28/2007	
2 Davy Arnaud	KC	10/13/2007	10/20/2007	Active
2 Davy Arnaud	KC	07/22/2007	07/29/2007	
2 Landon Donovan	LA	07/04/2007	07/07/2007	
2 Cobi Jones	LA	06/17/2007	06/23/2007	
2 Peter Vagenas	LA	09/01/2007	09/08/2007	
2 Alan Gordon	LA	09/01/2007	09/08/2007	
2 Edson Buddle	LA	06/17/2007	06/23/2007	
2 Andy Dorman	NE	07/07/2007	07/14/2007	
2 Steve Ralston	NE	10/13/2007	10/20/2007	Active
2 Pat Noonan	NE	06/16/2007	06/23/2007	
2 Steve Ralston	NE	05/06/2007	05/12/2007	
2 Khano Smith	NE	09/09/2007	09/15/2007	
2 Andy Dorman	NE	04/14/2007	04/19/2007	
2 Adam Cristman	NE	06/16/2007	06/23/2007	
2 Adam Cristman	NE	04/14/2007	04/19/2007	
2 Steve Ralston	NE	07/07/2007	07/14/2007	
2 Andy Dorman	NE	06/16/2007	06/23/2007	
2 Shalrie Joseph	NE	07/14/2007	07/22/2007	
2 Adam Cristman	NE	05/06/2007	05/12/2007	
2 Taylor Twellman	NE	10/13/2007	10/20/2007	Active
2 Steve Ralston	NE	09/15/2007	09/22/2007	
2 Dane Richards	NY	10/04/2007	10/13/2007	
2 Juan Pablo Angel	NY	10/13/2007	10/18/2007	Active
2 Claudio Reyna	NY	05/05/2007	06/02/2007	
2 Hunter Freeman	NY	04/21/2007	04/26/2007	
2 Francis Doe	NY	09/22/2007	09/29/2007	
2 Dave van den Bergh	NY	09/15/2007	09/22/2007	
2 Dave van den Bergh	NY	04/26/2007	05/05/2007	
2 Jozy Altidore	NY	08/12/2007	08/18/2007	
2 Robbie Findley	RSL	10/06/2007	10/20/2007	Active
2 Andy Williams	RSL	08/29/2007	09/01/2007	
2 Chris Brown	RSL	09/29/2007	10/06/2007	
2 Andy Williams	RSL	09/29/2007	10/06/2007	
2 Alecko Eskandarian	RSL	06/23/2007	07/04/2007	
2 Fabian Espindola	RSL	09/29/2007	10/06/2007	
2 Kyle Beckerman	RSL	09/29/2007	10/06/2007	
2 Collin Samuel	TOR	10/13/2007	10/20/2007	Active
2 Andy Welsh	TOR	06/06/2007	06/17/2007	
2 Andy Welsh	TOR	05/12/2007	05/16/2007	
2 Danny Dichio	TOR	05/26/2007	06/02/2007	
2 Danny Dichio	TOR	07/01/2007	07/04/2007	
2 Jeff Cunningham	TOR	06/06/2007	06/17/2007	

CONSECUTIVE GAMES WITH GOAL OR ASSIST

#	PLAYER	TM	START	STOP
6	Chris Rolfe	CHI	04/07/2007	05/12/2007
6	Alejandro Moreno	CLB	05/26/2007	06/23/2007
6	Christian Gomez	DC	09/01/2007	10/05/2007
6	Juan Pablo Angel	NY	05/19/2007	06/16/2007
5	Ante Razov	CHV	08/26/2007	09/22/2007
5	Sacha Kljestan	CHV	09/06/2007	09/22/2007
5	Guillermo Barros Schelotto	CLB	06/03/2007	06/23/2007
5	Luciano Emilio	DC	06/10/2007	07/04/2007
5	Eddie Johnson	KC	05/19/2007	07/22/2007
5	Juan Pablo Angel	NY	08/12/2007	09/01/2007
4	Ante Razov	CHV	05/12/2007	06/09/2007
4	Sacha Kljestan	CHV	07/26/2007	08/23/2007
4	Maykel Galindo	CHV	05/20/2007	06/16/2007
4	Maykel Galindo	CHV	07/14/2007	08/23/2007
4	Jaime Moreno	DC	09/06/2007	09/29/2007
4	Dwayne De Rosario	HOU	09/01/2007	09/30/2007
4	Joseph Ngwenya	HOU	06/03/2007	06/21/2007
4	Landon Donovan	LA	04/12/2007	05/20/2007
3	Cuahtemoc Blanco	CHI	08/18/2007	08/25/2007
3	Ramon Nunez	CHV	07/04/2007	08/23/2007
3	Ante Razov	CHV	07/14/2007	07/29/2007
3	Eddie Gaven	CLB	10/06/2007	10/20/2007
3	Guillermo Barros Schelotto	CLB	07/07/2007	07/22/2007
3	Eddie Gaven	CLB	06/20/2007	07/07/2007
3	Conor Casey	COL	08/26/2007	09/16/2007
3	Mehdi Ballouchy	COL	08/26/2007	09/08/2007
3	Luciano Emilio	DC	08/05/2007	08/18/2007
3	Fred	DC	09/09/2007	09/29/2007
3	Jaime Moreno	DC	05/03/2007	05/19/2007
3	Luciano Emilio	DC	09/06/2007	09/12/2007
3	Fred	DC	06/23/2007	07/04/2007
3	Brian Ching	HOU	08/19/2007	09/30/2007
3	Eddie Robinson	HOU	09/08/2007	09/30/2007
3	Richard Mulrooney	HOU	09/08/2007	09/30/2007
3	Eddie Johnson	KC	08/29/2007	09/15/2007
3	Davy Arnaud	KC	05/12/2007	05/26/2007
3	Sasha Victorine	KC	05/26/2007	06/16/2007
3	Scott Sealy	KC	09/01/2007	10/05/2007
3	Carlos Marinelli	KC	05/26/2007	06/16/2007
3	Landon Donovan	LA	10/07/2007	10/18/2007
3	Landon Donovan	LA	09/16/2007	09/23/2007
3	Shalrie Joseph	NE	05/12/2007	05/26/2007
3	Taylor Twellman	NE	04/14/2007	04/29/2007
3	Taylor Twellman	NE	07/22/2007	08/02/2007
3	Taylor Twellman	NE	08/19/2007	09/09/2007
3	Pat Noonan	NE	07/22/2007	08/02/2007
3	John Wolyniec	NY	05/19/2007	06/02/2007
3	Jozy Altidore	NY	04/15/2007	04/26/2007
3	Juan Pablo Angel	NY	09/15/2007	09/29/2007
2	Chad Barrett	CHI	04/15/2007	04/21/2007
2	Cuahtemoc Blanco	CHI	09/23/2007	09/29/2007
2	Paulo Nagamura	CHV	05/26/2007	06/09/2007
2	Claudio Suarez	CHV	09/29/2007	10/06/2007
2	Francisco Mendoza	CHV	04/21/2007	04/28/2007
2	Duncan Oughton	CLB	06/20/2007	06/23/2007
2	Guillermo Barros Schelotto	CLB	10/13/2007	10/20/2007
2	Alejandro Moreno	CLB	09/30/2007	10/06/2007
2	Eddie Gaven	CLB	09/15/2007	09/22/2007
2	Jovan Kirovski	COL	08/16/2007	08/26/2007
2	Roberto Brown	COL	04/30/2007	05/05/2007
2	Herculez Gomez	COL	04/07/2007	04/15/2007
2	Herculez Gomez	COL	05/26/2007	06/02/2007
2	Colin Clark	COL	08/16/2007	08/26/2007
2	Dax McCarty	DAL	06/03/2007	06/09/2007
2	Juan Toja	DAL	05/12/2007	05/17/2007
2	Abe Thompson	DAL	06/03/2007	06/09/2007
2	Kenny Cooper	DAL	04/07/2007	04/12/2007
2	Carlos Ruiz	DAL	09/15/2007	09/20/2007
2	Abe Thompson	DAL	05/12/2007	05/17/2007
2	Dax McCarty	DAL	09/15/2007	09/23/2007
2	Arturo Alvarez	DAL	07/04/2007	07/14/2007
2	Carlos Ruiz	DAL	04/07/2007	04/12/2007
2	Kenny Cooper	DAL	05/12/2007	05/17/2007
2	Dax McCarty	DAL	08/04/2007	08/11/2007
2	Ben Olsen	DC	08/22/2007	09/01/2007
2	Fred	DC	08/25/2007	09/01/2007
2	Luciano Emilio	DC	04/07/2007	04/14/2007
2	Marc Burch	DC	08/05/2007	08/09/2007
2	Christian Gomez	DC	06/10/2007	06/16/2007
2	Jaime Moreno	DC	06/10/2007	07/14/2007
2	Marc Burch	DC	09/29/2007	10/05/2007
2	Brian Carroll	DC	04/07/2007	04/14/2007

GOALKEEPER WINS

	TEAM	GP	WON
Troy Perkins	DC	29	16
Brad Guzan	CHV	27	14
Matt Reis	NE	30	14
Pat Onstad	HOU	27	13
Kevin Hartman	KC	30	11
Joe Cannon	LA	29	9
Bouna Coundoul	COL	30	9
Matt Pickens	CHI	27	9
Will Hesmer	CLB	20	8
Dario Sala	DAL	18	8

GOALKEEPER LOSSES

	TEAM	GP	LOST
Joe Cannon	LA	29	13
Nick Rimando	RSL	27	13
Bouna Coundoul	COL	30	12
Kevin Hartman	KC	30	12
Pat Onstad	HOU	27	8
Matt Pickens	CHI	27	8
Matt Reis	NE	30	8
Kenny Stamatopoulos	TOR	12	8
Will Hesmer	CLB	20	7
Dario Sala	DAL	18	7

MINUTES PLAYED IN GOAL

	TEAM	MIN
Kevin Hartman	KC	2700
Matt Reis	NE	2700
Bouna Coundoul	COL	2668
Joe Cannon	LA	2610
Troy Perkins	DC	2610
Brad Guzan	CHV	2430
Matt Pickens	CHI	2430
Nick Rimando	RSL	2430
Pat Onstad	HOU	2418
Will Hesmer	CLB	1800

SAVES	TEAM	GP	SVS
Nick Rimando	RSL	27	146
Bouna Coundoul	COL	30	120
Matt Reis	NE	30	120
Joe Cannon	LA	29	119
Troy Perkins	DC	29	117
Kevin Hartman	KC	30	110
Matt Pickens	CHI	27	102
Brad Guzan	CHV	27	87
Pat Onstad	HOU	27	85
Will Hesmer	CLB	20	71

SAVES PERCENTAGE	TEAM	GP	SAVES	SOG	PCT
Pat Onstad	HOU	27	85	109	78.0
Nick Rimando	RSL	27	146	191	76.4
Bouna Coundoul	COL	30	120	158	75.9
Troy Perkins	DC	29	117	155	75.5
Matt Pickens	CHI	27	102	137	74.5
Brad Guzan	CHV	27	87	119	73.1
Jon Conway	NY	14	57	79	72.2
Will Hesmer	CLB	20	71	99	71.7
Matt Reis	NE	30	120	169	71.0
Joe Cannon	LA	29	119	171	69.6

Minimum: 40 saves

SHUTOUTS	TEAM	GP	SHO
Brad Guzan	CHV	27	13
Pat Onstad	HOU	27	11
Matt Pickens	CHI	27	10
Matt Reis	NE	30	10
Bouna Coundoul	COL	30	9
Troy Perkins	DC	29	8
Nick Rimando	RSL	27	7
Joe Cannon	LA	29	5
Kevin Hartman	KC	30	5
Will Hesmer	CLB	20	5
Dario Sala	DAL	18	5
Ronald Waterreus	NY	18	5

LONGEST SHUTOUT STREAKS (MINUTES)

PLAYER	MIN	START	END
Pat Onstad, HOU	547	6/10/2007	7/22/2007
Ronald Waterreus, NY	376	4/07/2007	5/05/2007
Bouna Coundoul, COL	374	8/04/2007	9/02/2007
Troy Perkins, DC	362	7/22/2007	8/22/2007
Matt Pickens, CHI	345	7/29/2007	9/01/2007
Brad Guzan, CHV	320	9/06/2007	9/16/2007
Brad Guzan, CHV	315	5/20/2007	6/21/2007
Kevin Hartman, KC	306	4/21/2007	5/12/2007
Jon Conway, NY	292	5/13/2007	6/02/2007
Will Hesmer, CLB	289	6/30/2007	7/14/2007

TEAM ATTENDANCE REPORT

	HOME GAMES			ROAD GAMES		
	DATES	TOTAL	AVERAGE	DATES	TOTAL	AVERAGE
Chicago Fire	15	247,356	16,490	15	261,270	17,418
Chivas USA	15	214,578	14,305	15	239,588	15,973
Colorado Rapids	15	221,229	14,749	15	215,154	14,344
Columbus Crew	15	228,451	15,230	15	240,155	16,010
FC Dallas	15	227,182	15,145	15	250,220	16,681
D.C. United	15	314,506	20,967	15	240,674	16,045
Houston Dynamo	15	238,240	15,883	15	234,730	15,649
Kansas City Wizards	15	173,784	11,586	15	240,809	16,054
Los Angeles Galaxy	15	363,782	24,252	15	420,525	28,035
New England Revolution	15	251,812	16,787	15	223,544	14,903
New York Red Bulls	15	247,948	16,530	15	245,844	16,390
Real Salt Lake	15	239,395	15,960	15	236,047	15,736
Toronto FC	15	301,947	20,130	15	221,650	14,777
MLS Totals	195	3,270,210	16,770	195	3,270,210	16,770

GOAL-SCORING TOTALS

TEAM	OVERALL	GOALS FOR		GOALS AGAINST	
	RECORD	TOTAL	AVG	TOTAL	AVG
D.C. United	16-7-7	56	1.87	34	1.13 (3d)
New England Revolution	14-8-8	51	1.70	43	1.43 (6th)
New York Red Bulls	12-11-7	47	1.57	45	1.50 (9th)
Chivas USA	15-7-8	46	1.53	28	0.93 (2d)
Kansas City Wizards	11-12-7	45	1.50	45	1.50 (9th)
Houston Dynamo	15-8-7	43	1.43	23	0.77 (1st)
Columbus Crew	9-11-10	39	1.30	44	1.47 (7th)
Los Angeles Galaxy	9-14-7	38	1.27	48	1.60 (12th)
FC Dallas	13-12-5	37	1.23	44	1.47 (7th)
Chicago Fire	10-10-10	31	1.03	36	1.20 (5th)
Real Salt Lake	6-15-9	31	1.03	45	1.50 (9th)
Colorado Rapids	9-13-8	29	0.97	34	1.13 (3d)
Toronto FC	6-17-7	25	0.83	49	1.63 (---)
		518	2.66 goals per game		

TEAM TOTALS	GP	G	A	SHT	SOG	PG	PA	BK	FC	FS	OFF	CK	C
Chicago Fire	30	31	24	312	156	3	4	4	393	398	91	139	60
Chivas USA	30	46	51	354	175	3	3	7	434	377	98	118	62
Colorado Rapids	30	29	22	322	117	5	5	8	444	372	82	156	60
Columbus Crew	30	39	46	384	178	2	3	4	417	462	103	156	46
FC Dallas	30	37	32	350	154	5	5	4	465	423	82	115	64
D.C. United	30	56	52	361	190	6	7	6	509	349	115	120	65
Houston Dynamo	30	43	42	335	145	2	3	3	410	445	125	139	49
Kansas City Wizards	30	45	46	420	181	2	3	4	387	465	103	158	58
Los Angeles Galaxy	30	38	33	315	127	5	7	6	354	365	96	137	48
New England Revolution	30	51	44	398	193	3	4	6	381	435	83	162	47
New York Red Bulls	30	47	40	396	178	5	6	9	424	335	102	147	39
Real Salt Lake	30	31	20	345	148	5	6	10	412	406	90	149	63
Toronto FC	30	25	25	277	152	1	1	7	494	400	78	130	62

TEAM RANKS	G	A	SHT	SOG	BLK	FC	FS	OFF	CK	C
Chicago Fire	10	11	12	7	9	10	8	8	7	6
Chivas USA	4	2	6	6	4	5	9	6	12	4
Colorado Rapids	12	12	10	13	3	4	10	11	3	6
Columbus Crew	7	3	4	4	9	7	2	3	3	12
FC Dallas	9	9	7	8	9	3	5	11	13	2
D.C. United	1	1	5	2	6	1	12	2	11	1
Houston Dynamo	6	6	9	11	13	9	3	1	7	9
Kansas City Wizards	5	3	1	3	9	11	1	3	2	8
Los Angeles Galaxy	8	8	11	12	6	13	11	7	9	10
New England Revolution	2	5	2	1	6	12	4	10	1	11
New York Red Bulls	3	7	3	4	2	6	13	5	6	13
Real Salt Lake	10	13	8	10	1	8	6	9	5	3
Toronto FC	13	10	13	9	4	2	7	13	10	4

TEAM vs TEAM RECORDS

TEAM	vs CHI	vs CHV	vs COL	vs CLB	vs DAL	vs DC	vs HOU	vs KC	vs LA	vs NE	vs NY	vs RSL	vs TOR
Chicago Fire	---	0-1-1	0-0-2	2-0-1	0-1-1	0-1-2	1-1-0	2-1-0	1-1-0	2-1-0	0-2-1	1-0-1	1-1-1
Chivas USA	1-0-1	---	1-1-1	1-0-1	1-1-1	0-1-1	0-2-1	1-1-0	2-1-1	1-0-1	2-0-0	3-0-0	2-0-0
Colorado Rapids	0-0-2	1-1-1	---	0-0-2	0-3-0	1-1-0	1-2-0	0-0-2	2-1-0	1-1-0	1-1-0	1-2-1	1-1-0
Columbus Crew	0-2-1	0-1-1	0-0-2	---	0-2-0	2-1-0	0-1-1	1-2-0	1-1-0	1-0-2	1-1-1	1-0-1	2-0-1
FC Dallas	1-0-1	1-1-1	3-0-0	2-0-0	---	0-1-1	0-3-1	1-1-0	2-1-0	0-2-0	0-2-0	2-0-1	1-1-0
D.C. United	1-0-2	1-0-1	1-1-0	1-2-0	1-0-1	---	1-1-0	1-1-1	1-0-1	2-0-1	2-1-0	1-1-0	3-0-0
Houston Dynamo	1-1-0	2-0-1	2-1-0	1-0-1	3-0-1	1-1-0	---	1-0-1	1-1-1	0-1-1	1-1-0	2-1-0	0-1-1
Kansas City Wizards	1-2-0	1-1-0	0-0-2	2-1-0	1-1-0	1-1-1	0-1-1	---	0-1-1	1-2-0	1-1-1	1-1-0	2-0-1
Los Angeles Galaxy	1-1-0	1-2-1	1-2-0	1-1-0	1-2-0	0-1-1	1-1-1	1-0-1	---	0-2-0	0-1-1	1-1-1	1-0-1
New England Revolution	1-2-0	0-1-1	1-1-0	0-1-2	2-0-0	0-2-1	1-0-1	2-1-0	2-0-0	---	2-0-1	1-0-1	2-0-1
New York Red Bulls	2-0-1	0-2-0	1-1-0	1-1-1	2-0-0	1-2-0	1-1-0	1-1-1	1-0-1	0-2-1	---	0-0-2	2-1-0
Real Salt Lake	0-1-1	0-3-0	2-1-1	0-1-1	0-2-1	1-1-0	1-2-0	1-1-0	1-1-1	0-1-1	0-0-2	---	0-1-1
Toronto FC	1-1-1	0-2-0	1-1-0	0-2-1	1-1-0	0-3-0	1-0-1	0-2-1	0-1-1	0-2-1	1-2-0	1-0-1	---

TEAM vs TEAM AGGREGATE GOALS

TEAM	vs CHI	vs CHV	vs COL	vs CLB	vs DAL	vs DC	vs HOU	vs KC	vs LA	vs NE	vs NY	vs RSL	vs TOR
Chicago Fire	---	1-2	1-1	4-2	2-3	2-4	1-4	6-4	1-2	4-4	2-6	2-0	5-4
Chivas USA	2-1	---	4-3	3-2	2-2	3-4	0-5	4-4	8-4	3-1	5-0	8-2	4-0
Colorado Rapids	1-1	3-4	---	1-1	1-5	3-5	3-5	3-3	5-3	3-1	1-1	3-3	2-2
Columbus Crew	2-4	2-3	1-1	---	3-6	4-4	2-3	4-5	4-4	8-7	1-4	2-0	6-3
FC Dallas	3-2	2-2	5-1	6-3	---	3-7	1-6	2-3	6-4	2-5	0-4	5-3	2-4
D.C. United	4-2	4-3	5-3	4-4	7-3	---	2-2	4-5	1-0	8-3	7-4	3-3	7-2
Houston Dynamo	4-1	5-0	5-3	3-2	6-1	2-2	---	2-1	4-3	3-4	4-1	5-4	0-1
Kansas City Wizards	4-6	4-4	3-3	5-4	3-2	5-4	1-2	---	2-3	4-6	7-7	2-3	5-1
Los Angeles Galaxy	2-1	4-8	3-5	4-4	4-6	0-1	3-4	3-2	---	2-4	5-6	6-6	2-1
New England Revolution	4-4	1-3	1-3	7-8	5-2	3-8	4-3	6-4	4-2	---	5-3	2-1	9-2
New York Red Bulls	6-2	0-5	1-1	4-1	4-0	4-7	1-4	7-7	6-5	3-5	---	5-5	6-3
Real Salt Lake	0-2	2-8	3-3	0-2	3-5	3-3	4-5	3-2	6-6	1-2	5-5	---	1-2
Toronto FC	4-5	0-4	2-2	3-6	4-2	2-7	1-0	1-5	1-2	2-9	3-6	2-1	---

TEAM GOALS SCORED INTERVALS

GP	G	1-15	16-30	31-45	46-60	61-75	76-90	
D.C. United	30	56	10	6	7	14	8	11
New England Revolution	30	51	7	8	8	10	8	10
New York Red Bulls	30	47	8	12	3	5	9	10
Chivas USA	30	46	6	4	6	10	7	13
Kansas City Wizards	30	45	3	6	9	10	5	12
Houston Dynamo	30	43	3	6	5	10	14	5
Columbus Crew	30	39	6	6	5	4	8	10
Los Angeles Galaxy	30	38	8	6	2	3	8	11
FC Dallas	30	37	1	6	8	5	3	14
Real Salt Lake	30	31	3	4	4	4	9	7
Chicago Fire	30	31	1	3	8	6	7	6
Colorado Rapids	30	29	4	4	9	1	5	6
Toronto FC	30	25	3	9	1	4	4	4

TEAM GOALS ALLOWED INTERVALS

GP	G	1-15	16-30	31-45	46-60	61-75	76-90	
Houston Dynamo	30	23	4	6	4	3	3	3
Chivas USA	30	28	3	5	2	5	8	5
Colorado Rapids	30	34	4	5	4	4	8	9
D.C. United	30	34	3	8	9	7	4	3
Chicago Fire	30	36	4	6	2	6	7	11
New England Revolution	30	43	6	4	9	7	4	13
FC Dallas	30	44	4	6	9	8	8	9
Columbus Crew	30	44	5	9	3	5	6	16
Kansas City Wizards	30	45	6	5	9	5	10	10
New York Red Bulls	30	45	7	7	4	8	10	9
Real Salt Lake	30	45	7	9	4	5	6	14
Los Angeles Galaxy	30	48	5	7	6	11	10	9
Toronto FC	30	49	5	3	10	12	11	8



HOME GOAL-SCORING TOTALS

TEAM	W	L	T	GF	AVG	GA	AVG
D D.C. United	10	2	3	37	2.47	22	1.47
New England Revolution	8	3	4	32	2.13	21	1.40
New York Red Bulls	9	3	3	30	2.00	16	1.07
Chivas USA	10	1	4	28	1.87	8	0.53
Los Angeles Galaxy	6	6	3	25	1.67	25	1.67
Kansas City Wizards	7	5	3	22	1.47	18	1.20
Houston Dynamo	8	3	4	22	1.47	11	0.73
Real Salt Lake	4	7	4	18	1.20	22	1.47
Toronto FC	5	7	3	17	1.13	18	1.20
FC Dallas	7	5	3	17	1.13	17	1.13
Columbus Crew	5	5	5	17	1.13	17	1.13
Colorado Rapids	6	4	5	16	1.07	11	0.73
Chicago Fire	6	3	6	16	1.07	15	1.00

ROAD GOAL-SCORING TOTALS

TEAM	W	L	T	GF	AVG	GA	AVG
Kansas City Wizards	4	7	4	23	1.53	27	1.80
Columbus Crew	4	6	5	22	1.47	27	1.80
Houston Dynamo	7	5	3	21	1.40	12	0.80
FC Dallas	6	7	2	20	1.33	27	1.80
New England Revolution	6	5	4	19	1.27	22	1.47
D.C. United	6	5	4	19	1.27	12	0.80
Chivas USA	5	6	4	18	1.20	20	1.33
New York Red Bulls	3	8	4	17	1.13	29	1.93
Chicago Fire	4	7	4	15	1.00	21	1.40
Real Salt Lake	2	8	5	13	0.87	23	1.53
Los Angeles Galaxy	3	8	4	13	0.87	23	1.53
Colorado Rapids	3	9	3	13	0.87	23	1.53
Toronto FC	1	10	4	8	0.53	31	2.07

FIRST-HALF GOAL-SCORING TOTALS

TEAM	W	L	T	GF	AVG	GA	AVG
New York Red Bulls	12	11	7	23	0.77	18	0.60
New England Revolution	14	8	8	23	0.77	19	0.63
D.C. United	16	7	7	23	0.77	20	0.67
Kansas City Wizards	11	12	7	18	0.60	20	0.67
Colorado Rapids	9	13	8	17	0.57	13	0.43
Columbus Crew	9	11	10	17	0.57	17	0.57
Chivas USA	15	7	8	16	0.53	10	0.33
Los Angeles Galaxy	9	14	7	16	0.53	18	0.60
FC Dallas	13	12	5	15	0.50	19	0.63
Houston Dynamo	15	8	7	14	0.47	14	0.47
Toronto FC	6	17	7	13	0.43	18	0.60
Chicago Fire	10	10	10	12	0.40	12	0.40
Real Salt Lake	6	15	9	11	0.37	20	0.67

SECOND-HALF GOAL-SCORING TOTALS

TEAM	W	L	T	GF	AVG	GA	AVG
D.C. United	16	7	7	33	1.10	14	0.47
Chivas USA	15	7	8	30	1.00	18	0.60
Houston Dynamo	15	8	7	29	0.97	9	0.30
New England Revolution	14	8	8	28	0.93	24	0.80
Kansas City Wizards	11	12	7	27	0.90	25	0.83
New York Red Bulls	12	11	7	24	0.80	27	0.90
Los Angeles Galaxy	9	14	7	22	0.73	30	1.00
FC Dallas	13	12	5	22	0.73	25	0.83
Columbus Crew	9	11	10	22	0.73	27	0.90
Real Salt Lake	6	15	9	20	0.67	25	0.83
Chicago Fire	10	10	10	19	0.63	24	0.80
Toronto FC	6	17	7	12	0.40	31	1.03
Colorado Rapids	9	13	8	12	0.40	21	0.70

TEAM TOTAL SHOTS

TEAM	W	L	T	1st	2nd	TOT
Kansas City Wizards	11	12	7	193	227	420
New England Revolution	14	8	8	183	215	398
New York Red Bulls	12	11	7	188	208	396
Columbus Crew	9	11	10	170	214	384
D.C. United	16	7	7	169	192	361
Chivas USA	15	7	8	158	196	354
FC Dallas	13	12	5	162	188	350
Real Salt Lake	6	15	9	163	182	345
Houston Dynamo	15	8	7	138	197	335
Colorado Rapids	9	13	8	150	172	322
Los Angeles Galaxy	9	14	7	133	182	315
Chicago Fire	10	10	10	139	173	312
Toronto FC	6	17	7	131	146	277

TEAM TOTAL SHOTS AGAINST

TEAM	W	L	T	1st	2nd	TOT
Houston Dynamo	15	8	7	136	144	280
Colorado Rapids	9	13	8	144	176	320
Chivas USA	15	7	8	143	181	324
Kansas City Wizards	11	12	7	162	180	342
D.C. United	16	7	7	168	181	349
Chicago Fire	10	10	10	140	211	351
Toronto FC	6	17	7	145	207	352
Columbus Crew	9	11	10	162	192	354
New England Revolution	14	8	8	171	188	359
New York Red Bulls	12	11	7	170	196	366
FC Dallas	13	12	5	168	213	381
Los Angeles Galaxy	9	14	7	178	210	388
Real Salt Lake	6	15	9	190	213	403

CONSECUTIVE MINUTES WITHOUT SCORING A GOAL

TEAM	MIN	START	END
Toronto FC	824	7/07/2007	9/22/2007
Toronto FC	384	4/07/2007	5/12/2007
Colorado Rapids	383	6/28/2007	7/22/2007
Real Salt Lake	370	4/07/2007	5/05/2007
Real Salt Lake	298	5/20/2007	6/17/2007
Real Salt Lake	297	7/04/2007	7/28/2007
Los Angeles Galaxy	291	7/07/2007	8/18/2007
Chicago Fire	286	6/16/2007	7/07/2007
Colorado Rapids	277	6/07/2007	6/28/2007
Houston Dynamo	275	5/05/2007	5/26/2007

CONSECUTIVE MINUTES WITHOUT ALLOWING A GOAL

TEAM	MIN	START	END
Houston Dynamo	727	6/10/2007	7/22/2007
New York Red Bulls	421	4/07/2007	5/05/2007
Colorado Rapids	374	8/04/2007	9/02/2007
D.C. United	362	7/22/2007	8/22/2007
Chicago Fire	324	7/29/2007	8/22/2007
Chivas USA	320	9/06/2007	9/16/2007
Chivas USA	315	5/20/2007	6/21/2007
Kansas City Wizards	306	4/21/2007	5/12/2007
New York Red Bulls	292	5/13/2007	6/02/2007
Columbus Crew	289	6/30/2007	7/14/2007

RECORD WHEN SCORING FIRST GOAL

TEAM	W	L	T	PCT
D.C. United	13	0	2	.933
Houston Dynamo	13	1	0	.929
Real Salt Lake	5	0	2	.857
Chivas USA	15	1	4	.850
FC Dallas	11	2	1	.821
Kansas City Wizards	7	0	5	.792
Chicago Fire	9	1	4	.786
New York Red Bulls	11	2	3	.781
Colorado Rapids	9	2	3	.750
New England Revolution	12	3	4	.737
Los Angeles Galaxy	6	2	1	.722
Columbus Crew	7	3	5	.633
Toronto FC	6	4	0	.6000

RECORD WHEN ALLOWING FIRST GOAL

TEAM	W	L	T	PCT
New England Revolution	2	5	3	.350
D.C. United	3	7	3	.346
Houston Dynamo	2	7	3	.292
Kansas City Wizards	4	12	2	.278
Los Angeles Galaxy	3	12	3	.250
Columbus Crew	2	8	1	.227
FC Dallas	2	10	2	.214
New York Red Bulls	1	9	3	.192
Chicago Fire	1	9	2	.167
Real Salt Lake	1	15	3	.132
Chivas USA	0	6	2	.125
Toronto FC	0	13	4	.118
Colorado Rapids	0	11	3	.107

RECORD WHEN LEADING AT THE HALF

TEAM	W	L	T	PCT
Houston Dynamo	8	0	0	1.000
D.C. United	8	0	2	.900
FC Dallas	7	1	0	.875
Real Salt Lake	3	0	1	.875
Chivas USA	7	0	3	.850
Kansas City Wizards	6	0	4	.800
Colorado Rapids	5	1	1	.786
Chicago Fire	5	1	2	.750
New England Revolution	6	1	4	.727
New York Red Bulls	7	2	3	.708
Los Angeles Galaxy	4	2	0	.667
Columbus Crew	3	2	3	.563
Toronto FC	4	4	0	.500

RECORD WHEN TRAILING AT THE HALF

TEAM	W	L	T	PCT
Houston Dynamo	2	3	3	.438
Columbus Crew	2	4	2	.375
New England Revolution	2	4	1	.357
Kansas City Wizards	2	6	2	.300
D.C. United	2	7	2	.273
FC Dallas	2	7	1	.250
Colorado Rapids	0	4	3	.214
Chivas USA	0	3	2	.200
New York Red Bulls	1	7	1	.167
Real Salt Lake	1	9	1	.136
Toronto FC	0	9	3	.125
Chicago Fire	0	5	1	.083
Los Angeles Galaxy	0	5	1	.083

TEAM LOSING STREAK LEADERS

TEAM	#	START	STOP
Chicago Fire	4	05/06/2007	05/24/2007
Chicago Fire	2	06/09/2007	06/16/2007
Chivas USA	2	04/28/2007	05/06/2007
Colorado Rapids	5	06/02/2007	06/28/2007
Colorado Rapids	2	09/22/2007	09/29/2007
Columbus Crew	2	06/03/2007	06/10/2007
Columbus Crew	2	08/11/2007	08/18/2007
Columbus Crew	2	09/08/2007	09/15/2007
Columbus Crew	2	09/30/2007	10/06/2007
FC Dallas	2	04/26/2007	04/29/2007
FC Dallas	2	05/26/2007	06/03/2007
FC Dallas	2	08/19/2007	09/01/2007
FC Dallas	2	09/23/2007	09/30/2007
D.C. United	3	04/07/2007	04/28/2007
Houston Dynamo	2	04/21/2007	04/29/2007
Houston Dynamo	3	05/16/2007	05/26/2007
Houston Dynamo	2	08/04/2007	08/11/2007
Kansas City Wizards	2	06/20/2007	06/24/2007
Kansas City Wizards	2	08/02/2007	08/19/2007
Kansas City Wizards	2	08/25/2007	08/29/2007
Kansas City Wizards	2	09/22/2007	09/27/2007
Los Angeles Galaxy	6	08/09/2007	09/01/2007
Los Angeles Galaxy	2	09/13/2007	09/16/2007
New England Revolution	2	10/06/2007	10/13/2007
New York Red Bulls	2	06/30/2007	07/05/2007
New York Red Bulls	2	08/22/2007	08/25/2007
Real Salt Lake	2	04/21/2007	04/30/2007
Real Salt Lake	2	06/14/2007	06/17/2007
Real Salt Lake	4	07/04/2007	07/28/2007
Real Salt Lake	2	08/18/2007	08/26/2007
Real Salt Lake	2	09/08/2007	09/12/2007
Real Salt Lake	2	10/06/2007	10/15/2007
Toronto FC	4	04/07/2007	04/28/2007
Toronto FC	2	07/22/2007	07/29/2007
Toronto FC	4	08/12/2007	09/08/2007
Toronto FC	2	09/22/2007	09/29/2007
Toronto FC	2	10/07/2007	10/13/2007

TEAM HOME WINNING STREAK LEADERS

TEAM	#	START	STOP
Chicago Fire	2	04/07/2007	04/21/2007
Chicago Fire	2	10/06/2007	
Chivas USA	2	04/07/2007	04/21/2007
Chivas USA	5	05/26/2007	08/26/2007
Chivas USA	3	09/09/2007	09/22/2007
Colorado Rapids	3	08/11/2007	08/26/2007
Columbus Crew	4	06/20/2007	07/22/2007
FC Dallas	2	05/20/2007	06/09/2007
FC Dallas	3	07/04/2007	08/11/2007
D.C. United	5	05/06/2007	06/28/2007
D.C. United	5	08/09/2007	09/29/2007
Houston Dynamo	5	06/03/2007	07/08/2007
Kansas City Wizards	2	04/25/2007	05/05/2007
Kansas City Wizards	2	08/22/2007	09/15/2007
Los Angeles Galaxy	2	09/23/2007	10/13/2007
New England Revolution	2	04/14/2007	05/06/2007
New England Revolution	4	08/12/2007	09/29/2007
New York Red Bulls	2	04/15/2007	04/21/2007
New York Red Bulls	2	05/19/2007	05/24/2007
New York Red Bulls	3	08/12/2007	09/01/2007
Toronto FC	2	05/12/2007	05/16/2007

TEAM HOME UNDEFEATED STREAK LEADERS

TEAM	#	START	STOP
Chicago Fire	2	04/07/2007	04/21/2007
Chicago Fire	2	05/27/2007	06/03/2007
Chicago Fire	2	07/01/2007	07/07/2007
Chicago Fire	6	08/04/2007	
Chivas USA	13	04/07/2007	09/29/2007
Colorado Rapids	2	04/07/2007	04/15/2007
Colorado Rapids	3	05/10/2007	05/26/2007
Colorado Rapids	5	08/11/2007	10/07/2007
Columbus Crew	5	04/07/2007	05/26/2007
Columbus Crew	4	06/20/2007	07/22/2007
FC Dallas	6	05/20/2007	08/11/2007
FC Dallas	2	09/08/2007	09/20/2007
D.C. United	13	05/03/2007	10/13/2007
Houston Dynamo	2	04/08/2007	04/14/2007
Houston Dynamo	10	06/03/2007	09/08/2007
Kansas City Wizards	2	04/25/2007	05/05/2007
Kansas City Wizards	3	07/14/2007	07/29/2007
Kansas City Wizards	2	08/22/2007	09/15/2007
Los Angeles Galaxy	2	06/02/2007	06/17/2007
Los Angeles Galaxy	2	07/04/2007	07/07/2007
Los Angeles Galaxy	3	09/23/2007	
New England Revolution	2	04/14/2007	05/06/2007
New England Revolution	6	06/02/2007	08/02/2007
New England Revolution	4	08/12/2007	09/29/2007
New York Red Bulls	2	04/15/2007	04/21/2007
New York Red Bulls	3	05/19/2007	06/16/2007
New York Red Bulls	6	08/12/2007	
Real Salt Lake	2	04/07/2007	04/14/2007
Real Salt Lake	3	08/29/2007	09/22/2007
Toronto FC	2	05/12/2007	05/16/2007
Toronto FC	2	10/04/2007	

TEAM HOME LOSING STREAK LEADERS

TEAM	#	START	STOP
Columbus Crew	3	09/08/2007	
FC Dallas	2	04/26/2007	04/29/2007
Houston Dynamo	2	04/29/2007	05/19/2007
Los Angeles Galaxy	2	08/23/2007	09/01/2007
Real Salt Lake	2	07/04/2007	07/28/2007
Real Salt Lake	2	10/06/2007	
Toronto FC	2	08/18/2007	08/25/2007

TEAM ROAD WINNING STREAK LEADERS

TEAM	#	START	STOP
Chicago Fire	2	07/29/2007	08/18/2007
Chivas USA	2	08/18/2007	08/23/2007
Colorado Rapids	2	04/30/2007	05/13/2007
Columbus Crew	3	09/22/2007	
FC Dallas	2	05/12/2007	05/17/2007
D.C. United	4	08/05/2007	09/01/2007
Houston Dynamo	2	06/10/2007	06/24/2007
Houston Dynamo	3	09/16/2007	10/15/2007
Los Angeles Galaxy	3	09/27/2007	10/07/2007
New England Revolution	2	05/12/2007	05/19/2007
New England Revolution	2	07/14/2007	07/28/2007

TEAM ROAD UNDEFEATED STREAK LEADERS

TEAM	#	START	STOP
Chicago Fire	2	04/15/2007	04/29/2007
Chicago Fire	2	07/29/2007	08/18/2007
Chicago Fire	4	09/08/2007	
Chivas USA	2	05/12/2007	06/09/2007
Chivas USA	2	07/07/2007	07/26/2007
Chivas USA	5	08/18/2007	
Colorado Rapids	2	04/30/2007	05/13/2007
Colorado Rapids	2	07/01/2007	07/22/2007
Columbus Crew	3	06/16/2007	07/04/2007
Columbus Crew	3	09/22/2007	
FC Dallas	2	04/07/2007	04/12/2007
FC Dallas	2	05/12/2007	05/17/2007
FC Dallas	2	06/23/2007	07/14/2007
D.C. United	2	05/19/2007	06/02/2007
D.C. United	7	08/05/2007	
Houston Dynamo	5	06/10/2007	07/22/2007
Houston Dynamo	4	09/16/2007	
Kansas City Wizards	4	04/28/2007	06/16/2007
Los Angeles Galaxy	2	04/08/2007	05/20/2007
Los Angeles Galaxy	4	09/19/2007	10/07/2007
New England Revolution	5	04/19/2007	05/19/2007
New England Revolution	2	07/14/2007	07/28/2007
New York Red Bulls	3	04/07/2007	05/05/2007
Real Salt Lake	2	05/27/2007	06/02/2007
Real Salt Lake	3	09/15/2007	
Toronto FC	4	07/01/2007	07/15/2007

TEAM ROAD LOSING STREAK LEADERS

TEAM	#	START	STOP	TEAM	#	START	STOP
Chicago Fire	5	05/06/2007	07/04/2007	Houston Dynamo	2	05/16/2007	05/26/2007
Chicago Fire	2	08/22/2007	09/01/2007	Houston Dynamo	2	08/04/2007	08/11/2007
Chivas USA	3	04/14/2007	05/06/2007	Kansas City Wizards	3	08/02/2007	08/29/2007
Chivas USA	2	06/21/2007	07/04/2007	Kansas City Wizards	2	09/22/2007	10/13/2007
Colorado Rapids	4	06/02/2007	06/28/2007	Los Angeles Galaxy	2	05/26/2007	06/09/2007
Colorado Rapids	3	09/08/2007	09/29/2007	Los Angeles Galaxy	5	08/09/2007	09/13/2007
Columbus Crew	3	05/05/2007	06/03/2007	New York Red Bulls	3	06/10/2007	07/05/2007
FC Dallas	2	05/26/2007	06/03/2007	New York Red Bulls	3	08/22/2007	09/09/2007
FC Dallas	3	08/19/2007	09/23/2007	Real Salt Lake	4	06/17/2007	08/26/2007
D.C. United	2	04/07/2007	04/28/2007	Real Salt Lake	2	09/08/2007	09/12/2007
D.C. United	2	07/08/2007	07/22/2007	Toronto FC	3	04/07/2007	04/25/2007
				Toronto FC	6	07/22/2007	

PENALTY KICK SUMMARY

DATE	TM	OPP	SHOOTER	KEEPER	RES	MN
04/12/2007	DAL	2 at LA	1 Carlos Ruiz	Joe Cannon	G	35
04/14/2007	NE	4 vs TOR	0 Shalrie Joseph	Greg Sutton	G	60
04/21/2007	NY	1 vs HOU	0 Clint Mathis	Pat Onstad	S	11
04/21/2007	KC	1 at CHI	2 Carlos Marinelli	Matt Pickens	G	90
04/21/2007	CHI	2 vs KC	1 Chris Rolfe	Kevin Hartman	G	73
05/03/2007	DC	1 vs NE	1 Jaime Moreno	Matt Reis	G	50
05/05/2007	RSL	3 vs NY	3 Jeff Cunningham	Jon Conway	G	90
05/06/2007	DC	2 vs CHV	1 Jaime Moreno	Brad Guzan	G	65
05/17/2007	DAL	2 at CHI	1 Kenny Cooper	Matt Pickens	G	24
05/19/2007	DC	2 at TOR	1 Jaime Moreno	Greg Sutton	G	79
05/19/2007	COL	1 vs KC	1 Jovan Kirovski	Kevin Hartman	G	46+
05/20/2007	RSL	1 at DAL	2 Freddy Adu	Dario Sala	G	68
05/26/2007	HOU	1 at DC	2 Dwayne De Rosario	Troy Perkins	S	73
05/26/2007	NE	3 vs KC	4 Shalrie Joseph	Kevin Hartman	G	69
06/07/2007	COL	1 at HOU	2 Jose Cancela	Zach Wells	G	12
06/09/2007	DAL	3 vs LA	1 Abe Thompson	Joe Cannon	G	53
06/16/2007	NY	3 vs KC	3 Juan Pablo Angel	Kevin Hartman	G	90
06/21/2007	HOU	4 vs CHV	0 Brad Davis	Brad Guzan	G	75
06/23/2007	LA	2 vs CLB	3 Kyle Martino	Will Hesmer	S	26
06/23/2007	CLB	3 at LA	2 Ned Grabavoy	Joe Cannon	S	39
06/28/2007	DC	4 vs COL	1 Christian Gomez	Bounaoundoul	G	34
07/04/2007	TOR	2 at RSL	1 Collin Samuel	Nick Rimando	G	79
07/04/2007	RSL	1 vs TOR	2 Alecko Eskandarian	Sam Reynolds	G	45
07/04/2007	LA	2 vs CHI	0 Landon Donovan	Jon Busch	G	16
07/04/2007	LA	2 vs CHI	0 Landon Donovan	Jon Busch	G	87
07/07/2007	CLB	2 vs RSL	0 Guillermo Barros Sch	Nick Rimando	G	76
07/07/2007	CHI	1 vs TOR	1 Chad Barrett	Srdjan Djekanovic	G	70
07/22/2007	NE	3 vs HOU	3 Shalrie Joseph	Pat Onstad	G	66
07/22/2007	COL	2 at KC	2 Jovan Kirovski	Kevin Hartman	G	42
07/28/2007	RSL	1 vs NE	2 Carey Talley	Matt Reis	G	72
07/29/2007	KC	3 vs CHV	2 Carlos Marinelli	Brad Guzan	S	23
08/11/2007	CLB	2 at DAL	3 Andy Herron	Ray Burse	G	74
08/16/2007	COL	3 vs NE	0 Jovan Kirovski	Matt Reis	G	41
08/22/2007	NY	1 at DC	3 Juan Pablo Angel	Troy Perkins	G	21
08/22/2007	DC	3 vs NY	1 Jaime Moreno	Ronald Waterreus	G	48
08/22/2007	CHI	2 at KC	3 Cuauhtemoc Blanco	Kevin Hartman	S	13
08/25/2007	NE	2 vs NY	1 Shalrie Joseph	Jon Conway	WL	19
09/01/2007	LA	1 vs RSL	2 Landon Donovan	Nick Rimando	S	50
09/08/2007	DAL	2 vs TOR	0 Denilson	Kenny Stamatopoulos	G	36
09/08/2007	DAL	2 vs TOR	0 Abe Thompson	Kenny Stamatopoulos	G	87
09/09/2007	CHV	3 vs NY	0 Ante Razov	Ronald Waterreus	G	70
09/12/2007	RSL	1 at DC	2 Alecko Eskandarian	Troy Perkins	S	76
09/12/2007	DC	2 vs RSL	1 Christian Gomez	Nick Rimando	S	50
09/15/2007	KC	3 vs CLB	2 Eddie Johnson	Will Hesmer	G	93+
09/15/2007	NY	2 at CHI	2 Juan Pablo Angel	Matt Pickens	G	69
09/15/2007	CHI	2 vs NY	2 Cuauhtemoc Blanco	Ronald Waterreus	G	54
09/16/2007	CHV	1 at COL	1 Sacha Kljestan	Bounaoundoul	G	13
09/16/2007	HOU	3 at LA	1 Dwayne De Rosario	Joe Cannon	G	47
09/19/2007	RSL	2 vs LA	2 Carey Talley	Joe Cannon	G	56
09/19/2007	LA	2 at RSL	2 Landon Donovan	Nick Rimando	G	79
09/23/2007	LA	2 vs DAL	1 Landon Donovan	Dario Sala	G	25
09/29/2007	NY	2 vs RSL	2 Juan Pablo Angel	Nick Rimando	G	80
09/29/2007	CHV	1 vs CHI	1 Claudio Suarez	Matt Pickens	G	82
10/07/2007	COL	1 vs TOR	0 Jovan Kirovski	Kenny Stamatopoulos	G	43
10/13/2007	NY	2 vs KC	1 Juan Pablo Angel	Kevin Hartman	G	19
10/13/2007	LA	2 vs TOR	1 Landon Donovan	Kenny Stamatopoulos	G	56
10/20/2007	DC	2 vs CLB	3 Christian Gomez	Will Hesmer	G	93+

OWN GOALS RECEIVED

DATE	REC TM	OFF TM	MIN	PLAYER
05/10/2007	RSL	1 at COL	15	Pablo Mastroeni
05/10/2007	COL	1 vs RSL	4	Jack Stewart
05/19/2007	DC	2 at TOR	52	Kevin Goldthwaite
06/10/2007	HOU	2 at CLB	29	Chad Marshall
06/16/2007	CHV	2 vs COL	49	Terry Cooke
07/14/2007	CHV	2 vs CLB	69	Eddie Gaven
08/11/2007	COL	1 vs HOU	61	Dwayne De Rosario
08/25/2007	NE	2 vs NY	80	Carlos Mendes
10/04/2007	TOR	2 vs NY	66	Chris Leitch



## 2007 MLS STATISTICAL SUMMARY OF OFFICIALS

Referees	G	Fouls Avg	Yel Avg	Red Avg	PKs Avg	AR	4th
Jozef Batko	6	170 28.3	22 3.7	0 0.00	1 0.17	0	10
Andrew Chapin	6	165 27.5	29 4.8	0 0.00	1 0.17	0	7
Steven DePiero	3	83 27.7	6 2.0	1 0.33	0 0.00	0	1
Mark Geiger	11	365 33.2	49 4.5	2 0.18	4 0.36	0	10
Jorge Gonzalez	10	289 28.9	47 4.7	4 0.40	6 0.60	0	9
Hilario Grajeda	2	49 24.5	8 4.0	0 0.00	2 1.00	0	11
Brian Hall	15	408 27.2	42 2.8	2 0.13	4 0.27	0	5
Ramon Hernandez	5	164 32.8	22 4.4	2 0.40	0 0.00	0	11
Richard Heron	7	228 32.6	16 2.3	2 0.29	1 0.14	0	8
Michael Kennedy	10	316 31.6	38 3.8	5 0.50	4 0.40	0	6
Jair Marrufo	17	437 25.7	66 3.9	4 0.24	4 0.24	0	7
Shane Moody	1	28 28.0	5 5.0	0 0.00	0 0.00	0	3
Mauricio Navarro	3	117 39.0	16 5.3	2 0.67	0 0.00	0	0
Abiodun Okulaja	16	412 25.8	48 3.0	5 0.31	4 0.25	0	10
Silviu Petrescu	3	123 41.0	16 5.3	2 0.67	0 0.00	0	2
Alex Prus	15	408 27.2	54 3.6	3 0.20	3 0.20	0	6
Ricardo Salazar	12	301 25.1	44 3.7	1 0.08	3 0.25	0	8
Kevin Stott	15	419 27.9	42 2.8	2 0.13	5 0.33	0	6
Baldomero Toledo	13	344 26.5	58 4.5	8 0.62	7 0.54	0	3
Terry Vaughn	12	331 27.6	44 3.7	5 0.42	6 0.50	0	1
Tim Weyland	13	367 28.2	51 3.9	4 0.31	2 0.15	0	3

Other officials (games as assistant referee, 4th official in parentheses):

Frank Anderson (13,1); Ian Anderson (0,3); Peter Balciunas (14,0); Greg Barkey (19,0); Daniel Belleau (4,0); Kyle Borne (14,0); David Bragg (15,0); Niko Bratsis (0,4); Carol-Anne Chenard (0,2); Miguel Chicas (0,4); Ben Chouaf (0,7); Brad Clem (0,6); Nate Clement (15,0); Jose Corro (13,0); Jason Cullum (1,0); Amato DeLuca (5,0); Bill Dittmar (16,0); Simon Fearn (2,0); Rob Fereday (18,0); Joe Fletcher (2,0); Fernando Galvan (0,6); George Gansner (8,0); Matt Grove (0,2); Sean Hurd (8,0); Jonathon Lavergne (0,2); Craig Lowry (22,0); Mikael Lundqvist (0,4); Peter Manikowski (9,0); Emiliano Monje (18,0); C.J. Morgante (14,0); Oscar Ortiz (0,3); Feliciano Palomino (0,5); Tyler Ploeger (0,4); Kermit Quisenberry (16,0); Corey Rockwell (20,0); Michael Salyers (13,0); Paul Scott (12,0); Erich Simmons (0,1); Chris Strickland (13,0); Lee Suckle (0,5); Thomas Supple (13,0); Colin Tait (0,5); Steven Taylor (13,0); Fabio Tovar (15,0); Anthony Vasoli (13,0); George Vergara (14,0); Hector Vergara (3,0); Paul Ward (0,3); Adam Wienckowski (15,0);



## MLS SUMMARY OF FOULS/CARDS

### TOTAL FOULS

Month	G	Fouls	Avg.
April	26	741	28.5
May	27	770	28.5
June	30	861	28.7
July	28	766	27.4
August	28	846	30.2
September	35	990	28.3
October	21	550	26.2

As Of ...	G	Fouls	Avg.
10/21/2007	195	5524	28.3
10/15/2006	192	5573	29.0
10/16/2005	192	5670	29.5
10/17/2004	150	4573	30.5
10/26/2003	150	4836	32.2
9/22/2002	140	4559	32.6
9/09/2001	158	5211	33.0
9/09/2000	192	6488	33.8
10/10/1999	192	5563	29.0
9/27/1998	192	5402	28.1
9/28/1997	160	4583	28.6
9/22/1996	160	4432	27.7

### RED CARDS

Month	G	Red	Avg.
April	26	3	0.12
May	27	4	0.15
June	30	12	0.40
July	28	8	0.29
August	28	8	0.29
September	35	9	0.26
October	21	10	0.48

As Of ...	G	Red	Avg.
10/21/2007	195	54	0.28
10/15/2006	192	44	0.23
10/16/2005	192	42	0.22
10/17/2004	150	35	0.23
10/26/2003	150	38	0.25
9/22/2002	140	44	0.31
9/09/2001	158	47	0.30
9/09/2000	192	55	0.29
10/10/1999	192	56	0.29
9/27/1998	192	61	0.32
9/28/1997	160	36	0.23
9/22/1996	160	32	0.20

### YELLOW CARDS

Month	G	Yell	Avg.
April	26	99	3.81
May	27	118	4.37
June	30	95	3.17
July	28	95	3.39
August	28	112	4.00
September	35	141	4.03
October	21	63	3.00

As Of ...	G	Yell	Avg.
10/21/2007	195	723	3.71
10/15/2006	192	690	3.59
10/16/2005	192	699	3.64
10/17/2004	150	529	3.53
10/26/2003	150	549	3.66
9/22/2002	140	572	4.09
9/09/2001	158	626	3.96
9/09/2000	192	736	3.83
10/10/1999	192	614	3.20
9/27/1998	192	619	3.22
9/28/1997	160	457	2.86
9/22/1996	160	522	3.26

### PENALTY KICKS

Month	G	PKs	Avg.
April	26	5	0.19
May	27	9	0.33
June	30	7	0.23
July	28	10	0.36
August	28	6	0.21
September	35	16	0.46
October	21	4	0.19

As Of ...	G	PKs	Avg.
10/21/2007	195	57	0.29
10/15/2006	192	44	0.23
10/16/2005	192	59	0.31
10/17/2004	150	49	0.33
10/26/2003	150	58	0.39
9/22/2002	140	47	0.34
9/09/2001	158	52	0.33
9/09/2000	192	66	0.34
10/10/1999	192	41	0.21
9/27/1998	192	56	0.29
9/28/1997	160	54	0.34
9/22/1996	160	50	0.31

# MLS Individual Single-Season Leaders (1996-2007)

GOALS		TEAM	GP	GOALS
1996	Roy Lassiter	TB	30	27
1998	Stern John	CLB	27	26
2000	Mamadou Diallo	TB	28	26
2002	Carlos Ruiz	LA	26	24
1996	Raul Diaz Arce	DC	28	23
2002	Taylor Twellman	NE	28	23

ASSISTS		TEAM	GP	ASTS
2000	Carlos Valderrama	TB	32	26
1996	Marco Etcheverry	DC	26	19
1997	Carlos Valderrama	TB	20	19
1998	Marco Etcheverry	DC	29	19
2002	Steve Ralston	NE	27	19

GAMES PLAYED		TEAM	GP
49 players tied with 32			

GAMES STARTED		TEAM	GS
33 players tied with 32			

MINUTES PLAYED		TEAM	MIN
2000	Joseph Addo	TB	2934
2000	Scott Garlick	TB	2934
2000	Nick Garcia	KC	2916
2000	Peter Vermes	KC	2916
2000	Carlos Valderrama	TB	2897

SHOTS		TEAM	GP	SHOTS
2000	Mamadou Diallo	TB	28	152
1996	Preki	KC	32	140
2000	Ante Razov	CHI	24	127
2003	Ante Razov	CHI	26	119
1998	Stern John	CLB	27	116

SHOTS ON GOAL		TEAM	GP	SOG
2000	Mamadou Diallo	TB	28	76
2003	Ante Razov	CHI	26	67
2000	Ante Razov	CHI	24	63
1996	Preki	KC	32	61
2002	Taylor Twellman	NE	28	58

FOULS COMMITTED		TEAM	GP	FC
2000	Diego Serna	MIA	31	83
2007	Juan Toja	DAL	27	83
2006	Simo Valakari	DAL	31	81
1999	Matt McKeon	COL	28	80
2000	Chris Henderson	KC	31	79

FOULS SUFFERED		TEAM	GP	FS
2006	Alejandro Moreno	HOU	30	112
2004	Davy Arnaud	KC	30	111
2005	Alejandro Moreno	SJ	31	102
2003	DaMarcus Beasley	CHI	22	96
1997	Roberto Donadoni	MET	32	94

CAUTIONS (YELLOW)		TEAM	GP	CAUT
1996	Leonel Alvarez	DAL	22	14
1996	Michael Emenalo	SJ	29	13
1998	Leonel Alvarez	DAL	27	12
6 players tied with 11				

EJECTIONS (RED CARDS)		TEAM	GP	EJECT
1997	Branco	MET	11	3
2000	Ezra Hendrickson	LA	22	3
49 players tied with 2				

OFFSIDES		TEAM	GP	OFF
2000	Mamadou Diallo	TB	28	82
1996	Roy Lassiter	TB	30	70
2001	Mamadou Diallo	TB	22	56
1997	Roy Wegerle	DC*	31	55
2007	Joseph Ngwenya	HOU*	30	55

GAME-WINNING GOALS		TEAM	GP	GWG
2002	Carlos Ruiz	LA	26	9
1999	Jorge Dely Valdes	COL	32	7
1999	Ante Razov	CHI	30	7
2001	Alex Pineda Chacon	MIA	25	7
2004	Eddie Johnson	DAL	26	7
2005	Landon Donovan	LA	22	7

GAME-WINNING ASSISTS		TEAM	GP	GWA
1999	Mauricio Cienfuegos	LA	30	8
2000	Steve Ralston	TB	30	8
1997	Mauricio Cienfuegos	LA	22	7
1999	Jason Kreis	DAL	32	7
2001	Diego Serna	MIA	22	7

PENALTY-KICK GOALS		TEAM	GP	PKG
2005	Jaime Moreno	DC	29	9
1996	Preki	KC	32	7
2003	Carlos Ruiz	LA	26	7
2004	Amado Guevara	MET	24	6
8 players tied with 5				

GAMES PLAYED/STARTED IN GOAL		TEAM	GS
1999	Kevin Hartman	LA	32
2000	Scott Garlick	TB	32
2005	Pat Onstad	SJ	32
2005	Bo Oshoniyi	KC	32
2006	Pat Onstad	HOU	32
2006	Matt Reis	NE	32

MINUTES PLAYED IN GOAL		TEAM	MIN
2000	Scott Garlick	TB	2934
2005	Pat Onstad	SJ	2880
2005	Bo Oshoniyi	KC	2880
2006	Pat Onstad	HOU	2880
2006	Matt Reis	NE	2880

WINS		TEAM	GP	WON
1998	Kevin Hartman	LA	29	22
1997	Mike Ammann	KC	29	21
1999	Kevin Hartman	LA	32	20
1998	Scott Garlick	DC	25	19
1999	Mark Dougherty	CLB	31	18
2005	Pat Onstad	SJ	32	18

LOSSES		TEAM	GP	LOST
2005	D.J. Countess	RSL	27	19
1997	Tony Meola	MET	30	18
1999	Mike Ammann	MET	24	18
1998	Tony Meola	MET	31	17
4 players tied with 16				

SAVES		TEAM	GP	SVS
2000	Scott Garlick	TB	32	184
1997	Mark Dodd	DAL	30	183
1998	Tony Meola	MET	31	164
1996	Mark Dodd	DAL	31	160
1999	Scott Garlick	TB	28	152

SHUTOUTS		TEAM	GP	SHO
2000	Tony Meola	KC	31	16
2007	Brad Guzan	CHV	27	13
2005	Pat Onstad	SJ	32	12
1999	Kevin Hartman	LA	32	11
1999	Matt Jordan	DAL	29	11
2005	Nick Rimando	DC	30	11
2007	Pat Onstad	HOU	27	11

GOALS AGAINST AVG.		TEAM	GP	MIN	GA	GAA
2007	Pat Onstad	HOU	27	2418	22	0.82
1999	Kevin Hartman	LA	32	2870	29	0.91
2000	Tony Meola	KC	31	2826	29	0.92
2007	Brad Guzan	CHV	27	2430	25	0.93
2003	Jonny Walker	MET	14	1325	14	0.95
Minimum: 1000 minutes played						

# MLS Individual All-Time Leaders (1996-2007)

GOALS	TEAM	GP	GOALS
Jaime Moreno	DC*	270	112
Ante Razov	CHV*	240	109
Jason Kreis	RSL*	305	108
Jeff Cunningham	TOR*	262	96
Taylor Twellman	NE	156	91
Roy Lassiter	DC*	179	88
Raul Diaz Arce	COL*	150	82
Carlos Ruiz	DAL*	140	81
Preki	KC*	242	79
Ronald Cerritos	HOU*	221	71

SHOTS ON GOAL	TEAM	GP	SOG
Ante Razov	CHV*	240	423
Jason Kreis	RSL*	305	370
Jaime Moreno	DC*	270	353
Preki	KC*	242	323
Taylor Twellman	NE	156	292
Jeff Cunningham	TOR*	262	286
Mark Chung	SJ*	284	282
Cobi Jones	LA	306	247
Ronald Cerritos	HOU*	221	244
Chris Henderson	NY*	317	237

ASSISTS	TEAM	GP	ASTS
Steve Ralston	NE*	337	121
Carlos Valderrama	COL*	175	114
Preki	KC*	242	112
Marco Etcheverry	DC	191	101
Cobi Jones	LA	306	91
Jaime Moreno	DC*	270	89
Mauricio Cienfuegos	LA	206	80
Chris Henderson	NY*	317	80
Mark Chung	SJ*	284	76
Jason Kreis	RSL*	305	74

FOULS COMMITTED	TEAM	GP	FC
Chris Henderson	NY*	317	474
Richie Williams	NY*	216	451
Chris Armas	CHI*	264	430
Jason Kreis	RSL*	305	425
Diego Gutierrez	CHI*	256	424
Jesse Marsch	CHV*	273	412
Ben Olsen	DC	200	399
Carey Talley	RSL*	252	398
Matt McKeon	KC*	172	389
Jay Heaps	NE*	259	378

GAMES PLAYED	TEAM	GP
Steve Ralston	NE*	337
Chris Henderson	NY*	317
Cobi Jones	LA	306
Jason Kreis	RSL*	305
Mark Chung	SJ*	284
Kevin Hartman	KC*	273
Jesse Marsch	CHV*	273
Jaime Moreno	DC*	270
Chris Armas	CHI*	264
Chris Klein	LA*	264

FOULS SUFFERED	TEAM	GP	FS
Cobi Jones	LA	306	637
Jaime Moreno	DC*	270	617
Mark Chung	SJ*	284	578
Andy Williams	RSL*	222	574
Richard Mulrooney	HOU*	225	439
Ben Olsen	DC	200	439
Marco Etcheverry	DC	191	433
Jason Kreis	RSL*	305	430
Chris Henderson	NY*	317	425
Steve Ralston	NE*	337	424

GAMES STARTED	TEAM	GS
Steve Ralston	NE*	335
Chris Henderson	NY*	304
Jason Kreis	RSL*	282
Cobi Jones	LA	281
Mark Chung	SJ*	272
Kevin Hartman	KC*	268
Chris Armas	CHI*	260
Robin Fraser	CLB*	256
Jaime Moreno	DC*	255
Mike Petke	COL*	253

CAUTIONS (YELLOW)	TEAM	GP	CAUT
Pablo Mastroeni	COL*	207	59
Mike Petke	COL*	261	57
Marco Etcheverry	DC	191	56
Diego Gutierrez	CHI*	256	56
Ivan McKinley	DC*	174	55
Carey Talley	RSL*	252	55
Jay Heaps	NE*	259	53
Joe Franchino	NE*	210	52
Jesse Marsch	CHV*	273	52
C.J. Brown	CHI	249	47

MINUTES PLAYED	TEAM	MIN
Steve Ralston	NE*	29885
Chris Henderson	NY*	26242
Jason Kreis	RSL*	25242
Cobi Jones	LA	25157
Mark Chung	SJ*	24470
Kevin Hartman	KC*	24435
Chris Armas	CHI*	23027
Robin Fraser	CLB*	22836
Tony Meola	NY*	22581
Jay Heaps	NE*	22493

EJECTIONS (RED CARDS)	TEAM	GP	EJECT
Clint Mathis	NY*	210	8
Pablo Mastroeni	COL*	207	7
Ivan McKinley	DC*	174	7
Leonel Alvarez	NE*	128	6
Ramiro Corrales	SJ*	178	6
Robin Fraser	CLB*	260	6
Ezra Hendrickson	CLB*	253	6
Mike Petke	COL*	261	6
Carlos Valderrama	COL*	175	6
4 players tied with 5			

SHOTS	TEAM	GP	SHOTS
Ante Razov	CHV*	240	875
Jason Kreis	RSL*	305	818
Preki	KC*	242	773
Mark Chung	SJ*	284	624
Jaime Moreno	DC*	270	612
Jeff Cunningham	TOR*	262	587
Chris Henderson	NY*	317	538
Taylor Twellman	NE	156	510
Clint Mathis	NY*	210	498
Brian McBride	CLB	161	460

OFFSIDES	TEAM	GP	OFF
Ante Razov	CHV*	240	289
Chris Henderson	NY*	317	274
Roy Lassiter	DC*	179	267
Jeff Cunningham	TOR*	262	265
Ronald Cerritos	HOU*	221	250
Raul Diaz Arce	COL*	150	201
Carlos Ruiz	DAL*	140	200
Mamadou Diallo	NY*	74	192
Jason Kreis	RSL*	305	165
Cobi Jones	LA	306	163

GAME-WINNING GOALS	TEAM	GP	GWG
Ante Razov	CHV*	240	32
Jason Kreis	RSL*	305	31
Jeff Cunningham	TOR*	262	28
Taylor Twellman	NE	156	26
Jaime Moreno	DC*	270	24
Landon Donovan	LA*	158	23
Carlos Ruiz	DAL*	140	21
Roy Lassiter	DC*	179	19
Mark Chung	SJ*	284	18
Clint Mathis	NY*	210	18

GAME-WINNING ASSISTS	TEAM	GP	GWA
Steve Ralston	NE*	337	33
Carlos Valderrama	COL*	175	33
Cobi Jones	LA	306	30
Preki	KC*	242	29
Mauricio Cienfuegos	LA	206	28
Marco Etcheverry	DC	191	25
Mark Chung	SJ*	284	23
Jaime Moreno	DC*	270	23
Chris Henderson	NY*	317	21
4 players tied with 20			

HAT TRICKS	TEAM	GP	HATS
Stern John	CLB	55	5
Diego Serna	COL*	124	5
Mamadou Diallo	NY*	74	4
Cobi Jones	LA	306	4
Amado Guevara	CHV*	107	3
Eduardo Hurtado	NE*	108	3
Taylor Twellman	NE	156	3
9 players tied with 2			

MULTI-GOAL GAMES	TEAM	GP	GAMES
Ante Razov	CHV*	240	22
Carlos Ruiz	DAL*	140	17
Jeff Cunningham	TOR*	262	15
Jaime Moreno	DC*	270	15
Taylor Twellman	NE	156	15
Landon Donovan	LA*	158	14
Raul Diaz Arce	COL*	150	13
Stern John	CLB	55	12
Giovanni Savarese	SJ*	116	12
5 players tied with 11			

PENALTY-KICK GOALS	TEAM	GP	PKG
Jaime Moreno	DC*	270	33
Preki	KC*	242	23
Carlos Ruiz	DAL*	140	16
Amado Guevara	CHV*	107	15
Jeff Cunningham	TOR*	262	14
Raul Diaz Arce	COL*	150	13
Ante Razov	CHV*	240	13
Landon Donovan	LA*	158	12
Brian McBride	CLB	161	11
Mauricio Cienfuegos	LA	206	10
Jason Kreis	RSL*	305	10
Greg Vanney	DC*	245	10

GAMES PLAYED IN GOAL	TEAM	GP
Kevin Hartman	KC*	273
Tony Meola	NY*	250
Scott Garlick	RSL*	237
Zach Thornton	COL*	222
Joe Cannon	LA*	216
Nick Rimando	RSL*	172
Matt Reis	NE*	161
Pat Onstad	HOU*	143
Mike Ammann	DC*	125
Mark Dougherty	CLB*	122

GAMES STARTED IN GOAL	TEAM	GS
Kevin Hartman	KC*	268
Tony Meola	NY*	250
Scott Garlick	RSL*	234
Zach Thornton	COL*	217
Joe Cannon	LA*	215
Nick Rimando	RSL*	172
Matt Reis	NE*	156
Pat Onstad	HOU*	143
Mike Ammann	DC*	124
Mark Dougherty	CLB*	120

MINUTES PLAYED IN GOAL	TEAM	MIN
Kevin Hartman	KC*	24435
Tony Meola	NY*	22556
Scott Garlick	RSL*	21171
Zach Thornton	COL*	19704
Joe Cannon	LA*	19455
Nick Rimando	RSL*	15688
Matt Reis	NE*	14176
Pat Onstad	HOU*	12938
Mike Ammann	DC*	11155
Mark Dougherty	CLB*	10766

WINS	TEAM	GP	WON
Kevin Hartman	KC*	273	127
Zach Thornton	COL*	222	111
Scott Garlick	RSL*	237	107
Tony Meola	NY*	250	97
Joe Cannon	LA*	216	84
Nick Rimando	RSL*	172	72
Matt Reis	NE*	161	67
Mark Dougherty	CLB*	122	65
Pat Onstad	HOU*	143	63
Mike Ammann	DC*	125	53
Matt Jordan	COL*	117	53

LOSSES	TEAM	GP	LOST
Tony Meola	NY*	250	109
Kevin Hartman	KC*	273	97
Scott Garlick	RSL*	237	93
Joe Cannon	LA*	216	84
Zach Thornton	COL*	222	71
Mike Ammann	DC*	125	67
Nick Rimando	RSL*	172	65
David Kramer	COL*	106	51
Mark Dougherty	CLB*	122	50
Matt Jordan	COL*	117	46
Matt Reis	NE*	161	46

SAVES	TEAM	GP	SVS
Tony Meola	NY*	250	1136
Scott Garlick	RSL*	237	1021
Kevin Hartman	KC*	273	1013
Joe Cannon	LA*	216	902
Zach Thornton	COL*	222	822
Nick Rimando	RSL*	172	719
Matt Reis	NE*	161	610
Mark Dougherty	CLB*	122	505
Mark Dodd	DAL	92	495
Mike Ammann	DC*	125	478

SHUTOUTS	TEAM	GP	SHO
Kevin Hartman	KC*	273	67
Tony Meola	NY*	250	62
Zach Thornton	COL*	222	57
Joe Cannon	LA*	216	56
Scott Garlick	RSL*	237	48
Pat Onstad	HOU*	143	43
Nick Rimando	RSL*	172	43
Matt Reis	NE*	161	42
Matt Jordan	COL*	117	30
Jon Busch	CHI*	87	26

\* Played for more than one team; most recent team listed.





# ALL-TIME MLS CUP PLAYOFF STATS

## ALL-TIME MLS POSTSEASON STANDINGS

TEAM	OVERALL							HOME					ROAD				
	GP	W	L	T	PTS	GF	GA	W	L	T	GF	GA	W	L	T	GF	GA
Los Angeles Galaxy	45	26	15	4	82	78	54	18	5	1	56	23	8	10	3	22	31
D.C. United	34	24	8	2	74	57	40	14	13	1	37	19	10	5	1	20	21
Chicago Fire	33	18	11	4	58	50	32	14	2	2	36	13	4	10	1	14	19
Kansas City Wizards	27	11	13	3	36	42	41	10	3	1	27	12	1	10	2	15	29
Columbus Crew	26	11	12	3	36	37	43	6	4	1	22	15	5	8	2	15	28
New England Revolution	26	9	11	6	33	29	31	7	3	3	18	9	3	9	1	11	22
San Jose Clash/Earthquakes	19	10	8	1	31	32	26	6	1	1	20	7	4	7	0	12	19
FC Dallas	27	8	15	4	28	36	52	6	6	2	27	24	2	10	1	9	28
Colorado Rapids	27	7	15	5	26	27	42	4	5	3	9	12	4	10	1	18	30
MetroStars-N.Y. Red Bulls	21	6	12	3	21	26	37	5	4	0	12	10	1	8	3	14	27
Miami Fusion	10	3	7	0	9	6	13	3	3	0	5	2	0	4	0	1	11
Houston Dynamo	4	2	1	1	7	7	4	2	0	0	5	1	1	1	0	2	3
Tampa Bay Mutiny	11	2	9	0	6	12	23	1	5	0	7	10	1	4	0	5	13
Chivas USA	2	1	1	0	3	2	3	1	0	0	2	1	0	1	0	0	2

## ALL-TIME GOALS SCORED

TEAM	GP	GOALS
Carlos Ruiz	DAL*	15
Landon Donovan	LA*	18
Roy Lassiter	DC*	21
Jaime Moreno	DC*	30
Ante Razov	CHV*	33
Preki	KC*	26
Brian McBride	CLB	22
Raul Diaz Arce	COL*	12
Stern John	CLB	10
Mauricio Cienfuegos	LA	35
Taylor Twellman	NE	17

## ASSISTS

TEAM	GP	ASTS
Mauricio Cienfuegos	LA	35
Marco Etcheverry	DC	23
Cobi Jones	LA	45
Jaime Moreno	DC*	30
Peter Nowak	CHI	20
Ante Razov	CHV*	33
Landon Donovan	LA*	18
Brian Mullan	HOU*	20
Andy Williams	RSL*	11
5 players tied with 6		

## GOALKEEPING LEADERS

TEAM	GP	MIN	SHTS	SVS	GA	GAA	W-L-T	SHO
Adin Brown	NE*	10	954	66	59	7	0.66	4-3-3
Matt Reis	NE*	12	1161	61	51	10	0.78	6-4-2
Jeff Cassar	DAL*	5	405	17	13	4	0.89	0-4-0
Zach Thornton	COL*	31	2833	133	103	30	0.95	17-11-3
Jon Busch	CHI*	7	650	34	27	7	0.97	2-2-3
Jorge Campos	CHI*	6	544	31	25	6	0.99	2-2-0
Marcus Hahnemann	COL	7	630	41	34	7	1.00	4-3-0
Mark Simpson	DC	6	543	28	21	7	1.16	5-0-0
Kevin Hartman	KC*	39	3592	185	137	48	1.20	21-13-4
Joe Cannon	LA*	18	1690	87	64	23	1.22	7-8-3

Minimum: 300 minutes played

## SHOTS

TEAM	GP	SHOTS
Ante Razov	CHV*	33
Jaime Moreno	DC*	30
Cobi Jones	LA	45
Preki	KC*	26
Carlos Ruiz	DAL*	15
Mark Chung	SJ*	26
Roy Lassiter	DC*	21
Brian McBride	CLB	22
Mauricio Cienfuegos	LA	35
Landon Donovan	LA*	18
Chris Henderson	NY*	31

## GAME-WINNING GOALS

TEAM	GP	GWG
Jaime Moreno	DC*	30
Landon Donovan	LA*	18
Brian McBride	CLB	22
Carlos Ruiz	DAL*	15
Raul Diaz Arce	COL*	12
Chris Henderson	NY*	31
Clint Mathis	NY*	19
Miklos Molnar	KC	7
Ante Razov	CHV*	33
Tony Sanneh	COL*	20

## SHOTS ON GOAL

TEAM	GP	SOG
Ante Razov	CHV*	33
Jaime Moreno	DC*	30
Preki	KC*	26
Carlos Ruiz	DAL*	15
Landon Donovan	LA*	18
Roy Lassiter	DC*	21
Cobi Jones	LA	45
Mark Chung	SJ*	26
Brian McBride	CLB	22
Mauricio Cienfuegos	LA	35

## GAME-WINNING ASSISTS

TEAM	GP	GWA
Marco Etcheverry	DC	23
Cobi Jones	LA	45
Jaime Moreno	DC*	30
Jeff Agoos	NY*	39
Mauricio Cienfuegos	LA	35
Jeff Cunningham	TOR*	19
Wolde Harris	COL*	22
Brian Mullan	HOU*	20
Ante Razov	CHV*	33
24 players tied with 2		

## HAT TRICKS

TEAM	GP	HATS
Raul Diaz Arce	COL*	12
Stern John	CLB	10

MULTI-GOAL GAMES	TEAM	GP	GAMES
Landon Donovan	LA*	18	4
Roy Lassiter	DC*	21	4
Carlos Ruiz	DAL*	15	4
Paul Bravo	COL*	15	2
Carlos Hermosillo	LA	9	2
Stern John	CLB	10	2
Brian McBride	CLB	22	2
Jaime Moreno	DC*	30	2
Ante Razov	CHV*	33	2
20 players tied with 1			

FOULS COMMITTED	TEAM	GP	FC
Diego Gutierrez	CHI*	37	88
Chris Armas	CHI*	34	67
Chris Henderson	NY*	31	65
Ante Razov	CHV*	33	60
Pablo Mastroeni	COL*	23	58
Jaime Moreno	DC*	30	57
Dema Kovalenko	NY*	27	53
Jay Heaps	NE*	22	52
Jesse Marsch	CHV*	33	51
Cobi Jones	LA	45	50

FOULS SUFFERED	TEAM	GP	FS
Cobi Jones	LA	45	113
Jaime Moreno	DC*	30	96
Mauricio Cienfuegos	LA	35	68
Mark Chung	SJ*	26	65
Oscar Pareja	DAL*	17	64
Jeff Agoos	NY*	39	62
Taylor Twellman	NE	17	62
DaMarcus Beasley	CHI	17	59
Chris Henderson	NY*	31	58
Carlos Ruiz	DAL*	15	58

OFFSIDES	TEAM	GP	OFF
Ante Razov	CHV*	33	39
Carlos Ruiz	DAL*	15	30
Luis Hernandez	LA	10	23
Raul Diaz Arce	COL*	12	22
Chris Henderson	NY*	31	22
Roy Lassiter	DC*	21	22
Adolfo Valencia	NY	8	20
Taylor Twellman	NE	17	18
Cobi Jones	LA	45	16
Jaime Moreno	DC*	30	16

CAUTIONS (YELLOW)	TEAM	GP	CAUT
Diego Gutierrez	CHI*	37	11
Dema Kovalenko	NY*	27	11
Pablo Mastroeni	COL*	23	9
Robert Warzycha	CLB	17	9
Mike Clark	CLB	22	8
Joe Franchino	NE*	25	8
Carlos Llamasa	CHV*	27	8
Jesse Marsch	CHV*	33	8
Hristo Stoitchkov	DC*	15	8
6 players tied with 7			

EJECTIONS (RED CARDS)	TEAM	GP	EJECT
Diego Serna	COL*	7	2
36 players tied with 1			

GAMES PLAYED	TEAM	GP
Cobi Jones	LA	45
Jeff Agoos	NY*	39
Kevin Hartman	KC*	39
Diego Gutierrez	CHI*	37
Mauricio Cienfuegos	LA	35
Chris Armas	CHI*	34
Jesse Marsch	CHV*	33
Ante Razov	CHV*	33
Chris Henderson	NY*	31
Ezra Hendrickson	CLB*	31
Zach Thornton	COL*	31

GAMES STARTED	TEAM	GS
Cobi Jones	LA	43
Jeff Agoos	NY*	39
Kevin Hartman	KC*	39
Chris Armas	CHI*	34
Mauricio Cienfuegos	LA	34
Diego Gutierrez	CHI*	33
Jesse Marsch	CHV*	33
Zach Thornton	COL*	31
Robin Fraser	CLB*	30
Jaime Moreno	DC*	30
Steve Ralston	NE*	30
Ante Razov	CHV*	30

MINUTES PLAYED	TEAM	MIN
Cobi Jones	LA	3938
Kevin Hartman	KC*	3592
Jeff Agoos	NY*	3557
Diego Gutierrez	CHI*	3123
Chris Armas	CHI*	3113
Mauricio Cienfuegos	LA	2992
Jesse Marsch	CHV*	2868
Zach Thornton	COL*	2833
Steve Ralston	NE*	2816
Jaime Moreno	DC*	2685

CONSECUTIVE GAMES WITH GOALS	#	PLAYER	TM	START	STOP
6	Carlos Ruiz	DAL	10/02/2002	11/09/2003	

CONSECUTIVE GAMES WITH ASSISTS	#	PLAYER	TM	START	STOP
6	Carlos Ruiz	DAL	10/02/2002	11/09/2003	

CONSECUTIVE GAMES WITH GOAL OR ASSIST	#	PLAYER	TM	START	STOP
8	Carlos Ruiz	DAL	09/25/2002	11/09/2003	

GAMES PLAYED IN GOAL	Team	GP
Kevin Hartman	KC*	39
Zach Thornton	COL*	31
Tony Meola	NY*	23
Joe Cannon	LA*	18
Tom Presthus	CLB*	15
Mark Dodd	DAL	12
Matt Jordan	COL*	12
Pat Onstad	HOU*	12
Matt Reis	NE*	12
Nick Rimando	RSL*	12

GAMES STARTED IN GOAL	TEAM	GS
Kevin Hartman	KC*	39
Zach Thornton	COL*	31
Tony Meola	NY*	23
Joe Cannon	LA*	18
Tom Presthus	CLB*	14
Matt Jordan	COL*	12
Pat Onstad	HOU*	12
Nick Rimando	RSL*	12
Mark Dodd	DAL	11
Scott Garlick	RSL*	11
Matt Reis	NE*	11

GOALKEEPER WINS	TEAM	GP	WON
Kevin Hartman	KC*	39	21
Zach Thornton	COL*	31	17
Tom Presthus	CLB*	15	10
Tony Meola	NY*	23	9
Joe Cannon	LA*	18	7
Nick Rimando	RSL*	12	7
Pat Onstad	HOU*	12	6
Matt Reis	NE*	12	6
Mark Dougherty	CLB*	10	5
Mark Simpson	DC	6	5

GOALKEEPER LOSSES	TEAM	GP	LOST
Kevin Hartman	KC*	39	13
Tony Meola	NY*	23	11
Zach Thornton	COL*	31	11
Joe Cannon	LA*	18	8
Mark Dodd	DAL	12	7
Matt Jordan	COL*	12	7
Mark Dougherty	CLB*	10	5
David Kramer	COL*	11	5
Tom Presthus	CLB*	15	5
6 players tied with 4			

SHUTOUTS	TEAM	GP	SHO
Zach Thornton	COL*	31	13
Kevin Hartman	KC*	39	12
Tony Meola	NY*	23	8
Tom Presthus	CLB*	15	7
Adin Brown	NE*	10	5
Joe Cannon	LA*	18	5
Nick Rimando	RSL*	12	5
Matt Reis	NE*	12	4
Mark Dougherty	CLB*	10	3
David Kramer	COL*	11	3

MINUTES PLAYED IN GOAL	TEAM	MIN
Kevin Hartman	KC*	3592
Zach Thornton	COL*	2833
Tony Meola	NY*	2135
Joe Cannon	LA*	1690
Tom Presthus	CLB*	1261
Matt Reis	NE*	1161
Pat Onstad	HOU*	1143
Nick Rimando	RSL*	1069
Matt Jordan	COL*	1066
Mark Dodd	DAL	1035

SAVES PERCENTAGE	TEAM	GP	SAVES	SOG	PCT
Marcus Hahnemann	COL	7	34	41	82.9
Adin Brown	NE*	10	59	72	81.9
Dave Salzwedel	SJ	3	18	22	81.8
Bo Oshoniyi	KC*	4	14	18	77.8
Matt Reis	NE*	8	34	44	77.3
Jon Busch	CLB*	7	27	35	77.1
Joe Cannon	COL*	15	58	77	75.3
Mark Simpson	DC	6	21	28	75.0
Zach Thornton	CHI*	31	103	139	74.1
Brad Friedel	CLB	7	34	47	72.3
Minimum: 10 saves					

SAVES	TEAM	GP	SVS
Kevin Hartman	KC*	39	137
Zach Thornton	COL*	31	103
Tony Meola	NY*	23	96
Joe Cannon	LA*	18	64
Adin Brown	NE*	10	59
Nick Rimando	RSL*	12	53
Matt Reis	NE*	12	51
Mark Dodd	DAL	12	45
Scott Garlick	RSL*	11	45
Tom Presthus	CLB*	15	432

LONGEST SHUTOUT STREAKS (MINUTES)	PLAYER	MIN	START	END
Kevin Hartman, LA	422	10/02/2002	11/09/2003	
Adin Brown, NE	374	9/29/2002	10/12/2002	
Tony Meola, MET	328	10/03/1998	9/24/2000	
Kevin Hartman, LA	314	10/16/1998	10/31/1999	
Zach Thornton, CHI	311	10/02/2002	11/23/2003	
Tom Presthus, DC	307	10/25/1998	10/31/1999	
Jorge Campos, LA	286	9/26/1996	10/10/1996	
Kevin Hartman, LA	258	10/29/2005	end of season	
Mark Dodd, DAL	250	10/02/1996	10/12/1997	
Joe Cannon, SJ	242	10/10/2001	10/21/2001	

#### TEAM ATTENDANCE REPORT

	HOME GAMES			ROAD GAMES		
	DATES	TOTAL	AVERAGE	DATES	TOTAL	AVERAGE
Chicago Fire	18	276,646	15,369	15	221,112	14,741
Chivas USA	1	15,110	15,110	1	17,440	17,440
Colorado Rapids	12	116,538	9,712	15	235,281	15,685
Columbus Crew	11	148,926	13,539	15	186,008	12,401
D.C. United	18	368,870	20,493	16	300,335	18,771
FC Dallas	14	145,934	10,424	13	167,589	12,891
Houston Dynamo	2	40,547	20,274	2	37,537	18,769
Kansas City Wizards	14	171,762	12,269	13	162,793	12,523
Los Angeles Galaxy	24	533,495	22,229	21	270,858	12,898
MetroStars-N.Y. Red Bu	9	109,268	12,141	12	157,046	13,087
Miami Fusion	6	56,452	9,409	4	55,120	13,780
New England Revolution	13	162,012	12,462	13	211,001	16,231
San Jose Clash/Earthqu	8	108,552	13,569	11	208,944	18,995
Tampa Bay Mutiny	6	57,466	9,578	5	80,514	16,103
MLS Totals	156	2,311,578	14,818	156	2,311,578	14,818

#### GOAL-SCORING TOTALS

TEAM	OVERALL	GOALS FOR	GOALS AGAINST
	RECORD	TOTAL	TOTAL
Houston Dynamo	2-1-1	7	4
Los Angeles Galaxy	26-15-4	78	54
San Jose Earthquakes	10-8-1	32	26
D.C. United	24-8-2	57	40
Kansas City Wizards	11-13-3	42	41
Chicago Fire	18-11-4	50	32
Columbus Crew	11-12-3	37	43
FC Dallas	8-15-4	36	52
New York Red Bulls	6-12-3	26	37
New England Revolution	9-11-6	29	31
Tampa Bay Mutiny	2-9-0	12	23
Chivas USA	1-1-0	2	3
Colorado Rapids	7-15-5	27	42
Miami Fusion	3-7-0	6	13
441 2.83 goals per game			

TEAM TOTALS	GP	G	A	SHT	SOG	PG	PA	BK	FC	FS	OFF	CK	C
Chicago Fire	33	50	68	440	191	3	5	6	599	612	114	184	79
Chivas USA	2	2	1	11	5	0	0	0	44	21	1	4	5
Colorado Rapids	27	27	34	338	136	3	4	4	479	417	76	136	51
Columbus Crew	26	37	50	334	141	1	3	6	440	434	83	138	55
D.C. United	34	57	66	433	200	1	1	9	567	560	135	200	63
FC Dallas	27	36	45	306	139	3	5	8	495	451	81	125	72
Houston Dynamo	4	7	11	46	22	1	2	1	66	72	14	31	8
Kansas City Wizards	27	42	39	358	165	3	3	5	464	432	65	131	61
Los Angeles Galaxy	45	78	82	560	258	5	6	11	773	728	139	238	84
New York Red Bulls	21	26	30	265	117	2	2	9	350	338	56	89	46
Miami Fusion	10	6	8	95	39	0	0	3	154	169	35	42	21
New England Revolution	26	29	31	269	127	2	2	12	455	452	82	105	57
San Jose Earthquakes	19	32	43	264	119	0	0	4	295	297	65	116	39
Tampa Bay Mutiny	11	12	14	154	56	0	0	1	173	152	38	59	20

TEAM RANKS	G	A	SHT	SOG	BLK	FC	FS	OFF	CK	C
Chicago Fire	6	3	3	4	11	3	1	4	4	3
Chivas USA	12	14	14	14	14	1	14	14	14	2
Colorado Rapids	12	11	8	11	12	4	12	11	8	11
Columbus Crew	7	5	5	8	8	8	6	7	6	7
D.C. United	4	4	6	3	5	9	7	1	3	13
FC Dallas	8	7	11	9	4	2	5	10	10	1
Houston Dynamo	1	1	10	7	6	11	2	2	1	10
Kansas City Wizards	5	8	4	2	10	6	10	13	9	4
Los Angeles Galaxy	2	6	9	5	7	7	8	9	7	12
New York Red Bulls	9	9	7	6	2	10	9	12	11	6
Miami Fusion	14	13	13	13	3	14	4	2	12	8
New England Revolution	10	12	12	12	1	5	3	8	13	5
San Jose Earthquakes	3	2	2	1	9	13	11	6	2	9
Tampa Bay Mutiny	11	10	1	10	13	12	13	5	5	14

TEAM GOALS SCORED INTERVALS	GP	G	1-15	16-30	31-45	46-60	61-75	76-90	OT
Los Angeles Galaxy	45	78	10	11	13	10	13	14	7
D.C. United	34	57	6	9	8	9	10	14	1
Chicago Fire	33	50	7	8	14	7	4	9	1
Kansas City Wizards	27	42	6	10	5	5	11	4	1
Columbus Crew	26	37	5	3	7	7	3	11	1
FC Dallas	27	36	4	6	3	7	9	5	2
San Jose Earthquakes	19	32	3	2	8	6	5	4	4
New England Revolution	26	29	5	7	2	4	5	5	1
Colorado Rapids	27	27	2	7	1	2	6	6	3
New York Red Bulls	21	26	1	1	7	5	5	6	1
Tampa Bay Mutiny	11	12	2	2	3	2	1	2	0
Houston Dynamo	4	7	1	1	0	0	3	1	1
Miami Fusion	10	6	1	1	0	2	2	0	0
Chivas USA	2	2	0	0	1	0	1	0	0

TEAM GOALS ALLOWED INTERVALS	GP	G	1-15	16-30	31-45	46-60	61-75	76-90	OT
Chivas USA	2	3	0	0	0	0	2	1	0
Houston Dynamo	4	4	1	0	1	0	1	0	1
Miami Fusion	10	13	1	3	4	1	1	2	1
Tampa Bay Mutiny	11	23	3	2	3	7	2	6	0
San Jose Earthquakes	19	26	3	2	4	8	3	6	0
New England Revolution	26	31	4	3	5	4	5	5	5
Chicago Fire	33	32	5	3	8	6	3	5	2
New York Red Bulls	21	37	4	6	5	3	8	10	1
D.C. United	34	40	7	4	8	6	8	7	0
Kansas City Wizards	27	41	2	10	4	5	11	6	3
Colorado Rapids	27	42	8	7	4	6	11	4	2
Columbus Crew	26	43	9	5	7	9	4	9	0
FC Dallas	27	52	6	11	9	5	4	13	4
Los Angeles Galaxy	45	54	0	12	10	6	15	7	4

### HOME GOAL-SCORING TOTALS

TEAM	W	L	T	GF	AVG	GA	AVG
D.C. United	14	3	1	37	2.06	19	1.06
Kansas City Wizards	10	3	1	27	1.93	12	0.86
Los Angeles Galaxy	18	5	1	56	2.33	23	0.96
FC Dallas	6	6	2	27	1.93	24	1.71
New England Revolution	7	3	3	18	1.38	9	0.69
Columbus Crew	6	4	1	22	2.00	15	1.36
New York Red Bulls	5	4	0	12	1.33	10	1.11
Chicago Fire	14	2	2	36	2.00	13	0.72
Colorado Rapids	4	5	3	9	0.75	12	1.00
San Jose Earthquakes	6	1	1	20	2.50	7	0.88
Tampa Bay Mutiny	1	5	0	7	1.17	10	1.67
Miami Fusion	3	3	0	5	0.83	2	0.33
Chivas USA	1	0	0	2	2.00	1	1.00
Houston Dynamo	2	0	0	5	2.50	1	0.50

### ROAD GOAL-SCORING TOTALS

TEAM	W	L	T	GF	AVG	GA	AVG
Los Angeles Galaxy	8	10	3	22	1.05	31	1.48
D.C. United	10	5	1	20	1.25	21	1.31
New York Red Bulls	1	8	3	14	1.17	27	2.25
FC Dallas	2	10	1	9	0.69	28	2.15
Columbus Crew	5	8	2	15	1.00	28	1.87
New England Revolution	3	9	1	11	0.85	22	1.69
Kansas City Wizards	1	10	2	15	1.15	29	2.23
Colorado Rapids	4	10	1	18	1.20	30	2.00
Chicago Fire	4	10	1	14	0.93	19	1.27
San Jose Earthquakes	4	7	0	12	1.09	19	1.73
Tampa Bay Mutiny	1	4	0	5	1.00	13	2.60
Miami Fusion	0	4	0	1	0.25	11	2.75
Chivas USA	0	1	0	0	0.00	2	2.00
Houston Dynamo	1	1	0	2	1.00	3	1.50

### FIRST-HALF GOAL-SCORING TOTALS

TEAM	W	L	T	GF	AVG	GA	AVG
Los Angeles Galaxy	26	15	4	34	0.76	22	0.49
Chicago Fire	18	12	3	29	0.88	16	0.48
D.C. United	24	8	2	23	0.68	19	0.56
Kansas City Wizards	11	13	3	21	0.78	16	0.59
Columbus Crew	11	12	3	15	0.58	21	0.81
New England Revolution	10	12	4	14	0.54	12	0.46
San Jose Earthquakes	10	8	1	13	0.68	9	0.47
FC Dallas	8	16	3	13	0.48	26	0.96
Colorado Rapids	8	15	4	10	0.37	19	0.70
New York Red Bulls	6	12	3	9	0.43	15	0.71
Tampa Bay Mutiny	2	9	0	7	0.64	8	0.73
Miami Fusion	3	7	0	2	0.20	8	0.80
Houston Dynamo	3	1	0	2	0.50	2	0.50
Chivas USA	1	1	0	1	0.50	0	0.00

### SECOND-HALF GOAL-SCORING TOTALS

TEAM	W	L	T	GF	AVG	GA	AVG
Los Angeles Galaxy	26	15	4	37	0.82	28	0.62
D.C. United	24	8	2	33	0.97	21	0.62
FC Dallas	8	16	3	21	0.78	22	0.81
Columbus Crew	11	12	3	21	0.81	22	0.85
Kansas City Wizards	11	13	3	20	0.74	22	0.81
Chicago Fire	18	12	3	20	0.61	14	0.42
New York Red Bulls	6	12	3	16	0.76	21	1.00
San Jose Earthquakes	10	8	1	15	0.79	17	0.89
New England Revolution	10	12	4	14	0.54	14	0.54
Colorado Rapids	8	15	4	14	0.52	21	0.78
Tampa Bay Mutiny	2	9	0	5	0.45	15	1.36
Miami Fusion	3	7	0	4	0.40	4	0.40
Houston Dynamo	3	1	0	4	1.00	1	0.25
Chivas USA	1	1	0	1	0.50	3	1.50

### TEAM TOTAL SHOTS

TEAM	W	L	T	1st	2nd	TOT
Los Angeles Galaxy	26	15	4	244	316	560
Chicago Fire	18	12	3	197	243	440
D.C. United	24	8	2	207	226	433
Kansas City Wizards	11	13	3	180	178	358
Colorado Rapids	8	15	4	150	188	338
Columbus Crew	11	12	3	138	196	334
FC Dallas	8	16	3	116	190	306
New England Revolution	10	12	4	122	147	269
New York Red Bulls	6	12	3	111	154	265
San Jose Earthquakes	10	8	1	126	138	264
Tampa Bay Mutiny	2	9	0	79	75	154
Miami Fusion	3	7	0	42	53	95
Houston Dynamo	3	1	0	21	25	46
Chivas USA	1	1	0	4	7	11

### TEAM TOTAL SHOTS AGAINST

TEAM	W	L	T	1st	2nd/OT	TOT
Chivas USA	1	1	0	10	15	25
Houston Dynamo	3	1	0	12	19	31
Miami Fusion	3	7	0	83	59	142
Tampa Bay Mutiny	2	9	0	73	72	145
San Jose Earthquakes	10	8	1	98	118	216
New York Red Bulls	6	12	3	115	157	272
Kansas City Wizards	11	13	3	141	176	317
Chicago Fire	18	12	3	141	190	331
Columbus Crew	11	12	3	160	180	340
FC Dallas	8	16	3	151	200	351
Colorado Rapids	8	15	4	169	186	355
New England Revolution	10	12	4	169	217	386
D.C. United	24	8	2	158	229	387
Los Angeles Galaxy	26	15	4	257	318	575

### RECORD WHEN SCORING FIRST GOAL

TEAM	W	L	T	PCT
Miami Fusion	2	0	0	1.000
Houston Dynamo	1	0	0	1.000
Chivas USA	1	0	0	1.000
Columbus Crew	9	0	0	1.000
San Jose Earthquakes	7	0	1	.938
D.C. United	19	2	0	.905
Chicago Fire	16	2	2	.850
Los Angeles Galaxy	22	5	0	.815
New England Revolution	8	2	4	.714
Colorado Rapids	5	2	0	.714
Tampa Bay Mutiny	2	1	0	.667
New York Red Bulls	4	2	2	.625
Kansas City Wizards	10	6	1	.618
FC Dallas	4	3	3	.550

### RECORD WHEN ALLOWING FIRST GOAL

TEAM	W	L	T	PCT
Houston Dynamo	1	1	1	.500
D.C. United	5	6	1	.458
Los Angeles Galaxy	4	10	3	.324
San Jose Clash/Earthquakes	3	8	0	.273
FC Dallas	4	12	0	.250
Chicago Fire	2	9	1	.208
Colorado Rapids	2	13	3	.194
MetroStars-N.Y. Red Bulls	2	10	1	.192
Columbus Crew	2	12	2	.188
New England Revolution	1	9	1	.136
Kansas City Wizards	1	7	0	.125
Miami Fusion	1	7	0	.125
Tampa Bay Mutiny	0	8	0	.000
Chivas USA	0	1	0	.000

### RECORD WHEN LEADING AT THE HALF

TEAM	W	L	T	PCT
Miami Fusion	1	0	0	1.000
Houston Dynamo	1	0	0	1.000
D.C. United	10	0	0	1.000
Chivas USA	1	0	0	1.000
Colorado Rapids	4	0	0	1.000
Columbus Crew	6	0	0	1.000
New England Revolution	8	0	1	.944
San Jose Earthquakes	6	0	1	.929
Chicago Fire	11	1	0	.917
New York Red Bulls	3	0	1	.875
Kansas City Wizards	9	1	1	.864
Los Angeles Galaxy	12	2	0	.857
FC Dallas	2	2	1	.500
Tampa Bay Mutiny	1	1	0	.500

### RECORD WHEN TRAILING AT THE HALF

TEAM	W	L	T	PCT
Los Angeles Galaxy	2	7	2	.273
D.C. United	2	7	0	.222
New York Red Bulls	1	4	0	.200
Kansas City Wizards	1	6	0	.143
FC Dallas	1	9	0	.100
Chicago Fire	0	7	1	.063
Columbus Crew	0	9	1	.050
Colorado Rapids	0	10	1	.045
Miami Fusion	0	4	0	.000
Tampa Bay Mutiny	0	3	0	.000
San Jose Earthquakes	0	4	0	.000
New England Revolution	0	4	0	.000
Houston Dynamo	0	1	0	.000

CONSECUTIVE MINUTES WITHOUT SCORING A GOAL

TEAM	MIN	START	END
Columbus Crew	279	9/28/2002	10/12/2002
Colorado Rapids	260	9/16/2000	9/24/2000
San Jose Clash	234	9/26/1996	end of season
Miami Fusion	221	10/10/2001	end of season
D.C. United	210	9/30/1998	10/11/1998
New England Revolution	206	11/06/2005	end of season
Chicago Fire	192	10/10/2001	10/17/2001
MetroStars	191	9/24/1996	10/02/1996
Los Angeles Galaxy	190	10/05/1997	end of season
New England Revolution	186	11/05/2006	11/12/2006

CONSECUTIVE MINUTES WITHOUT ALLOWING A GOAL

TEAM	MIN	START	END
New England Revolution	374	9/29/2002	10/12/2002
Los Angeles Galaxy	311	10/02/2002	end of season
New England Revolution	292	10/28/2006	11/12/2006
Los Angeles Galaxy	286	9/26/1996	10/10/1996
Chicago Fire	286	11/01/2003	11/23/2003
D.C. United	262	10/16/1999	10/31/1999
Kansas City Wizards	260	9/16/2000	9/24/2000
Los Angeles Galaxy	258	10/29/2005	end of season
Los Angeles Galaxy	255	10/17/1999	10/31/1999
San Jose Earthquakes	242	10/10/2001	10/21/2001

TEAM WINNING STREAK LEADERS

TEAM	#	START	STOP
Chicago Fire	5	10/01/1998	10/25/1998
Chicago Fire	2	09/22/2000	09/26/2000
Chicago Fire	3	11/01/2003	11/14/2003
Colorado Rapids	4	10/04/1997	10/15/1997
Columbus Crew	2	10/05/1997	10/08/1997
Columbus Crew	2	09/30/1998	10/03/1998
Columbus Crew	2	10/17/1999	10/22/1999
Columbus Crew	2	09/25/2002	09/28/2002
D.C. United	13	09/27/1996	10/11/1998
D.C. United	3	10/16/1999	10/31/1999
D.C. United	2	11/13/1999	11/21/1999
D.C. United	4	10/23/2004	11/14/2004
FC Dallas	2	10/05/1997	10/08/1997
Houston Dynamo	3	10/29/2006	
Kansas City Wizards	2	10/06/2000	10/15/2000
Kansas City Wizards	2	10/30/2004	11/05/2004
Los Angeles Galaxy	4	09/29/1996	10/13/1996
Los Angeles Galaxy	2	10/01/1998	10/04/1998
Los Angeles Galaxy	3	10/17/1999	10/31/1999
Los Angeles Galaxy	2	09/14/2000	09/20/2000
Los Angeles Galaxy	2	10/13/2001	10/17/2001
Los Angeles Galaxy	5	10/02/2002	11/01/2003
Los Angeles Galaxy	2	11/05/2005	
New York Red Bulls	2	09/15/2000	09/20/2000
Miami Fusion	2	09/29/2001	10/10/2001
New England Revolution	2	10/29/2005	11/06/2005
New England Revolution	2	10/28/2006	11/05/2006
San Jose Earthquakes	2	09/22/2001	09/26/2001
San Jose Earthquakes	3	10/14/2001	10/21/2001
San Jose Earthquakes	4	11/09/2003	10/24/2004

TEAM HOME WINNING STREAK LEADERS

TEAM	#	START	STOP
Chicago Fire	10	10/01/1998	09/29/2001
Chicago Fire	3	09/29/2002	11/14/2003
Colorado Rapids	2	10/08/1997	10/15/1997
Columbus Crew	4	09/30/1998	11/07/1999
D.C. United	12	09/27/1996	11/13/1999
D.C. United	2	10/30/2004	11/06/2004
FC Dallas	3	10/16/1999	11/07/1999
Houston Dynamo	2	10/29/2006	
Kansas City Wizards	2	09/16/2000	09/24/2000
Kansas City Wizards	7	10/06/2000	11/05/2004
Los Angeles Galaxy	3	09/29/1996	10/10/1996
Los Angeles Galaxy	3	10/17/1999	11/11/1999
Los Angeles Galaxy	2	09/20/2000	10/03/2000
Los Angeles Galaxy	2	09/29/2001	10/13/2001
Los Angeles Galaxy	7	09/25/2002	
New York Red Bulls	3	09/15/2000	09/26/2001
Miami Fusion	3	09/22/2001	10/10/2001
New England Revolution	3	09/19/2000	10/02/2002
New England Revolution	3	10/23/2004	11/06/2005
San Jose Earthquakes	3	09/26/1996	10/14/2001
San Jose Earthquakes	3	11/09/2003	10/24/2004

TEAM ROAD WINNING STREAK LEADERS

TEAM	#	START	STOP
Chicago Fire	2	10/05/1998	10/10/1998
Chicago Fire	2	11/01/2003	10/30/2005
Colorado Rapids	2	10/04/1997	10/12/1997
Colorado Rapids	2	10/29/2005	10/28/2006
D.C. United	5	10/12/1996	10/04/1998
D.C. United	2	10/23/2004	11/14/2004
Los Angeles Galaxy	2	11/05/2005	
San Jose Earthquakes	2	10/17/2001	10/21/2001

TEAM UNDEFEATED STREAK LEADERS

TEAM	#	START	STOP
Chicago Fire	5	10/01/1998	10/25/1998
Chicago Fire	2	09/22/2000	09/26/2000
Chicago Fire	4	09/20/2001	10/10/2001
Chicago Fire	3	11/01/2003	11/14/2003
Chicago Fire	2	10/21/2005	10/30/2005
Colorado Rapids	4	10/04/1997	10/15/1997
Colorado Rapids	2	09/28/2002	10/02/2002
Colorado Rapids	2	10/22/2005	10/29/2005
Columbus Crew	2	10/05/1997	10/08/1997
Columbus Crew	2	09/30/1998	10/03/1998
Columbus Crew	2	10/17/1999	10/22/1999
Columbus Crew	3	09/25/2002	10/06/2002
D.C. United	13	09/27/1996	10/11/1998
D.C. United	3	10/16/1999	10/31/1999
D.C. United	2	11/13/1999	11/21/1999
D.C. United	5	10/23/2004	10/21/2005
D.C. United	2	10/21/2006	10/29/2006
FC Dallas	2	10/05/1997	10/08/1997
FC Dallas	2	10/02/2002	10/22/2005
Houston Dynamo	3	10/29/2006	
Kansas City Wizards	4	09/16/2000	09/29/2000
Kansas City Wizards	2	10/06/2000	10/15/2000
Kansas City Wizards	2	11/04/2003	11/08/2003
Kansas City Wizards	2	10/30/2004	11/05/2004
Los Angeles Galaxy	4	09/29/1996	10/13/1996
Los Angeles Galaxy	2	10/01/1998	10/04/1998
Los Angeles Galaxy	3	10/17/1999	10/31/1999
Los Angeles Galaxy	4	09/14/2000	10/03/2000
Los Angeles Galaxy	4	09/29/2001	10/17/2001
Los Angeles Galaxy	5	10/02/2002	11/01/2003
Los Angeles Galaxy	4	10/23/2005	
New York Red Bulls	2	09/15/2000	09/20/2000
New York Red Bulls	2	09/23/2001	09/26/2001
Miami Fusion	2	09/29/2001	10/10/2001
New England Revolution	4	10/02/2002	10/12/2002
New England Revolution	2	11/01/2003	11/09/2003
New England Revolution	2	10/23/2004	10/31/2004
New England Revolution	2	10/29/2005	11/06/2005
New England Revolution	2	10/28/2006	11/05/2006
San Jose Earthquakes	2	09/22/2001	09/26/2001
San Jose Earthquakes	3	10/14/2001	10/21/2001
San Jose Earthquakes	4	11/09/2003	10/24/2004

TEAM HOME UNDEFEATED STREAK LEADERS

TEAM	#	START	STOP
Chicago Fire	11	10/01/1998	10/10/2001
Chicago Fire	3	09/29/2002	11/14/2003
Chicago Fire	2	10/21/2005	
Colorado Rapids	2	10/08/1997	10/15/1997
Colorado Rapids	2	09/20/2000	09/28/2002
Colorado Rapids	3	11/04/2003	10/22/2005
Columbus Crew	4	09/30/1998	11/07/1999
D.C. United	12	09/27/1996	11/13/1999
D.C. United	2	10/30/2004	11/06/2004
FC Dallas	3	10/16/1999	11/07/1999
FC Dallas	3	09/23/2001	10/02/2002
Houston Dynamo	2	10/29/2006	
Kansas City Wizards	10	09/16/2000	11/05/2004
Los Angeles Galaxy	3	09/29/1996	10/10/1996
Los Angeles Galaxy	3	10/17/1999	11/11/1999
Los Angeles Galaxy	5	09/20/2000	10/13/2001
Los Angeles Galaxy	7	09/25/2002	
New York Red Bulls	3	09/15/2000	09/26/2001
Miami Fusion	3	09/22/2001	10/10/2001
New England Revolution	9	09/19/2000	11/06/2005
San Jose Earthquakes	3	09/26/1996	10/14/2001
San Jose Earthquakes	4	11/09/2003	

TEAM ROAD UNDEFEATED STREAK LEADERS

TEAM	#	START	STOP
Chicago Fire	2	10/05/1998	10/10/1998
Chicago Fire	2	11/01/2003	10/30/2005
Colorado Rapids	2	10/04/1997	10/12/1997
Colorado Rapids	2	10/29/2005	10/28/2006
Columbus Crew	3	09/25/2002	10/12/2002
D.C. United	5	10/12/1996	10/04/1998
D.C. United	4	10/23/2004	
FC Dallas	2	10/22/2005	
Los Angeles Galaxy	2	09/14/2000	09/29/2000
Los Angeles Galaxy	2	10/10/2001	10/17/2001
Los Angeles Galaxy	3	10/29/2005	
San Jose Earthquakes	2	10/17/2001	10/21/2001

TEAM LOSING STREAK LEADERS

TEAM	#	START	STOP
Chicago Fire	3	10/13/2001	09/26/2002
Colorado Rapids	6	10/26/1997	09/16/2000
Colorado Rapids	2	09/24/2000	09/25/2002
Colorado Rapids	2	10/05/2002	10/09/2002
Colorado Rapids	2	11/05/2005	10/21/2006
Columbus Crew	2	10/12/1997	10/15/1997
Columbus Crew	3	11/13/1999	09/26/2001
D.C. United	2	11/01/2003	11/09/2003
FC Dallas	4	10/12/1997	10/04/1998
FC Dallas	4	11/11/1999	09/20/2001
Kansas City Wizards	4	10/10/1996	10/08/1997
Kansas City Wizards	2	09/29/2001	09/25/2002
Kansas City Wizards	2	11/15/2003	10/24/2004
Los Angeles Galaxy	3	10/20/1996	10/08/1997
Los Angeles Galaxy	2	10/10/1998	10/16/1998
Los Angeles Galaxy	2	11/09/2003	10/22/2004
New York Red Bulls	4	09/27/1996	10/03/1998
New York Red Bulls	2	09/29/2001	11/01/2003
New York Red Bulls	2	10/23/2004	10/30/2004
New York Red Bulls	2	10/29/2005	10/21/2006
Miami Fusion	4	09/30/1998	10/24/1999
Miami Fusion	2	10/14/2001	
New England Revolution	3	10/05/1997	09/15/2000
New England Revolution	2	11/06/2004	10/22/2005
New England Revolution	2	11/13/2005	10/22/2006
San Jose Earthquakes	2	09/29/1996	10/02/1996
San Jose Earthquakes	3	09/25/2002	11/01/2003
San Jose Earthquakes	2	10/30/2004	10/23/2005
Tampa Bay Mutiny	8	10/10/1996	

TEAM HOME LOSING STREAK LEADERS

TEAM	#	START	STOP
Colorado Rapids	2	10/05/1998	10/24/1999
Colorado Rapids	2	11/05/2005	
FC Dallas	2	10/12/1997	10/04/1998
FC Dallas	2	10/29/2005	
Kansas City Wizards	2	10/13/1996	10/04/1997
Los Angeles Galaxy	2	10/20/1996	10/05/1997
New York Red Bulls	2	11/01/2003	10/23/2004
Miami Fusion	2	10/04/1998	10/24/1999
Tampa Bay Mutiny	4	10/12/1996	

TEAM ROAD LOSING STREAK LEADERS

TEAM	#	START	STOP
Chicago Fire	5	10/16/1999	10/15/2000
Chicago Fire	3	10/13/2001	10/02/2002
Chicago Fire	2	11/06/2005	
Colorado Rapids	6	10/26/1997	09/25/2002
Colorado Rapids	3	10/05/2002	10/30/2004
Columbus Crew	2	10/11/1998	10/21/1998
Columbus Crew	3	10/31/1999	09/26/2001
D.C. United	2	10/18/1998	10/25/1998
FC Dallas	9	10/15/1997	09/28/2002
Kansas City Wizards	2	10/10/1996	10/08/1997
Kansas City Wizards	5	10/03/2000	10/02/2002
Kansas City Wizards	2	11/15/2003	
Los Angeles Galaxy	2	10/06/2000	09/26/2001
Los Angeles Galaxy	3	11/09/2003	11/05/2004
New York Red Bulls	3	09/27/1996	09/30/1998
New York Red Bulls	2	09/26/2000	10/06/2000
New York Red Bulls	2	10/30/2004	10/29/2005
Miami Fusion	4	09/30/1998	
New England Revolution	4	10/05/1997	09/29/2002
New England Revolution	3	11/06/2004	10/22/2006
San Jose Earthquakes	2	09/29/1996	10/02/1996
San Jose Earthquakes	2	09/28/2002	11/01/2003
San Jose Earthquakes	2	10/30/2004	
Tampa Bay Mutiny	4	10/10/1996	

## OWN GOALS RECEIVED

DATE	REC TM	OFF TM	MIN	PLAYER
09/15/2000	CHI 2 vs NE	1	54	Mauricio Wright
11/23/2003	CHI 2 vs SJ	4	54	Chris Roner
10/30/2004	KC 3 vs SJ	0	48	Brian Ching
11/14/2004	DC 3 at KC	2	26	Alex Zotinca

## PENALTY KICK SUMMARY

DATE	TM	OPP	SHOOTER	KEEPER	RES	MN
10/02/1996	DC 2 vs MET	1	Raul Diaz Arce	Tony Meola	G	89
10/02/1996	LA 2 vs SJ	0	Mauricio Cienfuegos	Dave Salzwedel	G	36
10/08/1997	NE 1 vs DC	2	Joe-Max Moore	Scott Garlick	G	72
09/30/1998	MET 3 at CLB	5	Mike Sorber	Juergen Sommer	G	60
10/01/1998	CHI 2 vs COL	1	Lubos Kubik	Marcus Hahnemann	G	50
10/05/1998	CHI 1 at COL	0	Lubos Kubik	Marcus Hahnemann	G	42
10/17/1999	LA 3 vs COL	0	Greg Vanney	Ian Feuer	G	52
10/27/1999	DAL 3 vs CHI	2	Jorge Rodriguez	Zach Thornton	G	84
11/11/1999	LA 3 vs DAL	1	Greg Vanney	Mark Dodd	G	3
11/11/1999	DAL 1 at LA	3	Jason Kreis	Kevin Hartman	G	89
09/14/2000	LA 1 at TB	0	Greg Vanney	Scott Garlick	G	61
09/15/2000	DAL 1 at MET	2	Oscar Pareja	Paul Grafer	S	56
09/19/2000	CHI 1 at NE	2	Hristo Stoitchkov	Jeff Causey	S	46+
09/20/2000	DAL 1 vs MET	2	Jorge Rodriguez	Paul Grafer	G	82
09/24/2000	COL 2 at KC	3	Paul Bravo	Tony Meola	G	94+
10/06/2000	KC 2 vs LA	0	Miklos Molnar	Kevin Hartman	G	21
09/22/2001	CLB 1 vs SJ	3	Robert Warzycha	Joe Cannon	G	54
09/26/2001	KC 3 vs MIA	0	Matt McKeon	Nick Rimando	G	31
10/10/2001	LA 1 at CHI	1	Luis Hernandez	Zach Thornton	S	44
09/25/2002	COL 2 at DAL	4	John Spencer	Matt Jordan	G	75
09/25/2002	LA 3 vs KC	2	Carlos Ruiz	Tony Meola	G	62
09/29/2002	CHI 2 vs NE	1	Ante Razov	Adin Brown	G	43
10/05/2002	COL 0 at LA	4	John Spencer	Kevin Hartman	S	37
11/09/2003	MET 1 at NE	1	Amado Guevara	Adin Brown	G	46+
11/23/2003	CHI 2 vs SJ	4	Ante Razov	Pat Onstad	S	57
10/31/2004	CLB 1 vs NE	1	Ross Paule	Matt Reis	S	24
10/31/2004	CLB 1 vs NE	1	Tony Sanneh	Matt Reis	S	73
11/06/2004	NE 3 at DC	3	Steve Ralston	Nick Rimando	G	44
11/14/2004	KC 2 vs DC	3	Josh Wolff	Nick Rimando	G	58
10/29/2005	DAL 2 vs COL	2	Carlos Ruiz	Joe Cannon	LP	112
10/22/2006	HOU 1 at CHV	2	Dwayne De Rosario	Brad Guzan	S	86
10/29/2006	HOU 2 vs CHV	0	Brad Davis	Brad Guzan	G	64
11/05/2006	COL 1 at HOU	3	Jovan Kirovski	Pat Onstad	G	4

Key: G - Goal; S - Saved; LP - Left Post; RP - Right Post



TEAM VS TEAM RECORDS		VS CHI		VS CHV		VS COL		VS CLB		VS DC		VS DAL		VS HOU		VS KC		VS LA		VS NY		VS MIA		VS NE		VS RSL		VS SJ		VS TB		VS TOR	
TEAM	CHI	CHV	COL	CLB	DC	DAL	HOU	KC	LA	NY	MIA	NE	RSL	SJ	TB	TOR																	
Chicago Fire	0-0-0	0-0-0	2-0-0	0-0-0	4-0-1	3-2-1	0-0-0	0-1-0	2-2-1	2-1-0	0-0-0	5-5-0	0-0-0	0-1-0	0-0-0	0-0-0																	
Chivas USA	0-0-0	---	0-0-0	0-0-0	0-0-0	0-0-0	1-1-0	0-0-0	0-0-0	0-0-0	0-0-0	0-0-0	0-0-0	0-0-0	0-0-0	0-0-0																	
Colorado Rapids	0-2-0	0-0-0	---	0-0-0	0-1-0	5-2-2	0-1-0	2-3-2	1-6-0	0-0-0	0-0-0	0-0-0	0-0-0	0-0-0	0-0-0	0-0-0																	
Columbus Crew	0-0-0	0-0-0	0-0-0	---	2-6-0	0-0-0	0-0-0	0-0-0	0-0-0	2-0-0	0-0-0	0-2-3	0-0-0	2-2-0	0-0-0	0-0-0																	
D.C. United	0-4-1	0-0-0	1-0-0	6-2-0	---	0-0-0	0-0-0	1-0-0	3-1-0	5-1-1	4-0-0	3-1-0	0-0-0	0-0-0	2-0-0	0-0-0																	
FC Dallas	2-3-1	0-0-0	2-5-2	0-0-0	0-0-0	---	0-0-0	1-2-0	2-4-0	0-2-0	0-0-0	0-0-0	0-0-0	0-0-0	0-0-0	0-0-0																	
Houston Dynamo	0-0-0	1-1-0	1-0-0	0-0-0	0-0-0	0-0-0	---	0-0-0	0-0-0	0-0-0	0-0-0	1-0-0	0-0-0	0-0-0	0-0-0	0-0-0																	
Kansas City Wizards	1-0-0	0-0-0	3-2-2	0-0-0	0-1-0	2-1-0	0-0-0	---	3-5-1	0-0-0	1-2-0	0-0-0	0-0-0	0-0-0	0-0-0	0-0-0																	
Los Angeles Galaxy	2-2-1	0-0-0	6-1-0	0-0-0	0-2-0	4-3-0	0-0-0	5-3-1	0-0-0	1-1-1	0-0-0	2-0-0	0-0-0	4-3-1	2-0-0	0-0-0																	
New York Red Bulls	1-2-0	0-0-0	0-0-0	0-2-0	1-5-1	2-0-0	0-0-0	0-0-0	1-1-1	0-0-0	0-0-0	1-2-1	0-0-0	0-0-0	0-0-0	0-0-0																	
Miami Fusion	0-0-0	0-0-0	0-0-0	0-0-0	0-4-0	0-0-0	0-0-0	2-1-0	0-2-0	2-1-1	0-0-0	0-0-0	0-0-0	1-2-0	0-0-0	0-0-0																	
New England Revolution	5-5-0	0-0-0	0-0-0	2-0-3	0-0-0	0-0-0	0-1-0	0-0-0	0-0-0	0-0-0	0-0-0	---	0-0-0	0-0-0	0-0-0	0-0-0																	
Real Salt Lake	0-0-0	0-0-0	0-0-0	0-0-0	0-0-0	0-0-0	0-0-0	0-0-0	0-0-0	0-0-0	0-0-0	0-0-0	---	0-0-0	0-0-0	0-0-0																	
San Jose Earthquakes	1-0-0	0-0-0	0-0-0	2-5-0	0-0-0	0-0-0	0-0-0	2-1-0	3-4-1	0-0-0	2-1-0	0-0-0	0-0-0	---	0-0-0	0-0-0																	
Tampa Bay Mutiny	0-0-0	0-0-0	0-0-0	2-5-0	0-2-0	0-0-0	0-0-0	0-0-0	0-2-0	0-0-0	0-0-0	0-0-0	0-0-0	0-0-0	0-0-0	0-0-0																	
Toronto FC	0-0-0	0-0-0	0-0-0	0-0-0	0-0-0	0-0-0	0-0-0	0-0-0	0-0-0	0-0-0	0-0-0	0-0-0	0-0-0	0-0-0	0-0-0	---																	

TEAM VS TEAM AGGREGATE GOALS		VS CHI		VS CHV		VS COL		VS CLB		VS DC		VS DAL		VS HOU		VS KC		VS LA		VS NY		VS MIA		VS NE		VS RSL		VS SJ		VS TB		VS TOR	
TEAM	CHI	CHV	COL	CLB	DC	DAL	HOU	KC	LA	NY	MIA	NE	RSL	SJ	TB	TOR																	
Chicago Fire	0-0	0-0	2-1	0-0	10-0	12-6	0-0	0-1	4-5	6-4	0-0	14-11	0-0	2-4	0-0	0-0																	
Chivas USA	0-0	---	0-0	0-0	0-0	0-0	2-3	0-0	0-0	0-0	0-0	0-0	0-0	0-0	0-0	0-0																	
Colorado Rapids	1-2	0-0	---	0-0	1-2	14-12	1-3	9-9	1-14	0-0	0-0	0-0	0-0	0-0	0-0	0-0																	
Columbus Crew	0-0	0-0	0-0	---	12-18	0-0	0-0	0-0	0-0	6-4	0-0	3-5	0-0	5-8	11-8	0-0																	
D.C. United	0-10	0-0	2-1	18-12	---	0-0	0-0	3-2	5-2	11-4	4-1	8-6	0-0	0-0	6-2	0-0																	
FC Dallas	6-12	0-0	12-14	0-0	0-0	---	0-0	6-6	10-16	2-4	0-0	1-1	0-0	0-0	0-0	0-0																	
Houston Dynamo	0-0	3-2	3-1	0-0	0-0	0-0	---	0-0	0-0	0-0	0-0	1-1	0-0	0-0	0-0	0-0																	
Kansas City Wizards	1-0	0-0	9-9	0-0	2-3	6-6	0-0	---	15-14	0-0	4-4	0-0	0-0	5-5	0-0	0-0																	
Los Angeles Galaxy	5-4	0-0	14-1	0-0	2-5	16-10	0-0	14-15	---	6-7	0-0	3-6	0-0	13-10	6-2	0-0																	
New York Red Bulls	4-6	0-0	0-0	4-6	4-11	4-2	0-0	4-4	7-6	---	0-0	0-0	0-0	0-0	0-0	0-0																	
Miami Fusion	0-0	0-0	0-0	0-0	1-4	0-0	0-0	0-0	0-0	0-0	---	0-0	0-0	1-5	0-0	0-0																	
New England Revolution	11-14	0-0	0-0	5-3	6-8	0-0	1-1	0-0	0-2	6-3	0-0	---	0-0	0-0	0-0	0-0																	
Real Salt Lake	0-0	0-0	0-0	0-0	0-0	0-0	0-0	0-0	0-0	0-0	0-0	0-0	---	0-0	0-0	0-0																	
San Jose Earthquakes	4-2	0-0	0-0	8-5	0-0	0-0	0-0	5-5	10-13	0-0	5-1	0-0	0-0	---	0-0	0-0																	
Tampa Bay Mutiny	0-0	0-0	0-0	8-11	2-6	0-0	0-0	0-0	2-6	0-0	0-0	0-0	0-0	0-0	0-0	0-0																	
Toronto FC	0-0	0-0	0-0	0-0	0-0	0-0	0-0	0-0	0-0	0-0	0-0	0-0	0-0	0-0	0-0	---																	



2007 COLORADO RAPIDS STATISTICS (9-13-8, 35 PTS.)

UNF	POS	PLAYER	GP	GS	MIN	G	A	SHT	SOG	FC	FS	OFF	CK	C	E
7	M	Jovan Kirovski	28	28	2161	6	1	36	14	38	19	16	1	3	0
10	M-F	Herculez Gomez	20	16	1537	4	2	51	22	38	46	17	23	6	0
19	F	Roberto Brown	13	8	696	3	0	14	4	31	11	16	0	2	1
26	F	Conor Casey (TOT)	17	11	1035	2	3	12	5	25	16	9	0	3	0
26	F	Conor Casey (COL)	15	11	977	2	3	12	5	23	16	9	0	3	0
23	M	Colin Clark	16	16	1321	2	2	26	5	24	24	3	5	2	0
14	F	Omar Cummings	11	0	182	2	0	10	6	2	1	3	0	0	0
8	M	Mehdi Ballouchy (TOT)	23	22	1853	1	2	35	10	40	39	5	40	8	1
8	M	Mehdi Ballouchy (COL)	9	8	614	1	2	12	4	10	10	2	0	3	1
5	M	*Kyle Beckerman	13	13	1125	1	2	19	8	19	19	0	0	5	0
3	D	Facundo Erpen (TOT)	26	25	2056	1	2	11	2	42	23	0	0	6	1
3	D	Facundo Erpen (COL)	15	14	1175	1	0	6	2	23	14	0	0	3	1
20	F	Nicolas Hernandez	21	17	1474	1	1	29	7	28	19	7	2	0	0
9	M	Jose Cancela	11	5	611	1	0	15	8	6	24	1	23	0	0
18	D	Ugo Ihemelu	25	23	2018	1	0	7	4	40	34	0	0	4	2
15	M	Jacob Peterson	24	10	1118	1	0	24	10	8	21	5	0	1	0
12	D	Mike Petke	24	24	2018	1	0	4	1	24	16	1	0	4	0
11	M	Terry Cooke	29	28	2288	0	7	21	9	5	21	2	101	0	0
1	GK	Bouna Coundoul	30	30	2668	0	1	0	0	3	5	0	0	3	0
25	M-D	Pablo Mastroeni	23	21	1865	0	1	9	0	46	24	0	0	7	1
21	M	Nico Colaluca	4	0	62	0	0	1	0	1	0	0	0	0	0
4	D	Dan Gargan	15	11	1029	0	0	4	0	7	6	0	1	0	0
13	D	Stephen Keel	4	1	177	0	0	0	0	2	1	0	0	1	0
27	M	Kosuke Kimura	4	4	360	0	0	2	1	3	3	0	0	1	0
22	M	Nick LaBrocca	2	1	67	0	0	0	0	0	0	0	0	0	0
16	M	Daniel Osorno	3	0	55	0	0	0	0	1	0	0	0	0	0
6	D	Brandon Prideaux	21	21	1770	0	0	7	4	30	26	0	0	4	1
29	M	Tony Sanneh	9	5	524	0	0	4	1	7	1	0	0	2	0
31	GK	Zach Thornton	1	0	32	0	0	0	0	0	0	0	0	0	0
3	D	*Greg Vanney	9	9	780	0	0	6	1	13	5	0	0	3	0
33	D	Daniel Wasson	5	2	275	0	0	2	0	2	4	0	0	2	0
16	D	*Chris Wingert	6	4	446	0	0	1	1	8	2	0	0	1	0
28	M	John DiRaimondo	0	0	0	0	0	0	0	0	0	0	0	0	0
2	D	Jordan Harvey	0	0	0	0	0	0	0	0	0	0	0	0	0
24	GK	Justin Hughes	0	0	0	0	0	0	0	0	0	0	0	0	0
32	D	Clifton Wilmes	0	0	0	0	0	0	0	0	0	0	0	0	0
		Own-goals received				2									
		Team totals	30	30	2700	29	22	322	117	444	403	82	156	60	7
		Opponent totals	30	30	2700	34	32	320	161	403	444	117	119	56	4

GAME-WINNING GOALS: Jovan Kirovski 2, Roberto Brown 2, Nicolas Hernandez 1, Herculez Gomez 1  
Omar Cummings 1, Conor Casey 1

GAME-WINNING ASSISTS: Terry Cooke 2, Kyle Beckerman 2, Pablo Mastroeni 1, Jovan Kirovski 1  
Herculez Gomez 1, Conor Casey 1, Mehdi Ballouchy 1

PENALTY KICK GOALS/ATTEMPTS: Jovan Kirovski 4-4, Jose Cancela 1-1

COLORADO RAPIDS INDIVIDUAL GOALKEEPING

UNF	POS	GOALKEEPER	GP	GS	MIN	SHTS	SV	GA	GAA	PG	PA	W	L	T	SO
1	GK	Bouna Coundoul	30	30	2668	158	120	32	1.08	2	2	9	12	8	9
31	GK	Zach Thornton	1	0	32	3	1	2	5.63	0	0	0	1	0	0
		Team totals	30	30	2700	161	121	34	1.13	2	2	9	13	8	9
		Opponent totals	30	30	2700	117	87	29	0.97	5	5	13	9	8	9

\* = Played with other teams in 2007. Only Colorado Rapids statistics listed here.



NON-PLAYOFF TEAMS

COLORADO RAPIDS - GAME-BY-GAME

#	Player	1	2	3	4	5	6	7	8	9	10	11	12	13	14	15	16	17	18	19	20	21	22	23	24	25	26	27	28	29	30					
1	Bouna Coundoul	DC	CHI	DAL	RSL	HOU	RSL	NY	KC	LA	TOR	HOU	CHV	DAL	DC	CHI	CLB	NY	KC	DAL	HOU	NE	LA	CLB	LA	CHV	RSL	NE	TOR	CHV	RSL					
2	Jordan Harvey	2-1	1-1	1-3	2-0	1-3	1-1	1-0	1-1	1-0	1-2	1-2	0-2	0-1	1-4	0-0	0-0	0-1	2-2	0-1	1-0	3-0	3-0	1-1	1-3	1-1	0-1	0-1	1-0	2-1	0-1					
3	Facundo Erpen	90G	90G	90G	90G	90G	90G	90G	90G	90G	90G	90G	90G	90G	90G	90G	90G	90G	90G	90G	90G	90G	90G	90G	90G	90G	90G	90G	90G	90G	90G					
4	Dan Garagan	90D	90D	90D	90D	90D	60D							90D	90D	90D	90D	90D																		
5	Kyle Beckerman	2	57	2	90D	90D	90D	90D	45				90D	90D	90D	90D	90D																			
6	Brandon Pridaux	90M	90M	90M	90M	90M	90M	90M	90M	90M	90M	90M	90M	90M	90M	90M	90M	90M	90M	90M	90M	90M	90M	90M	90M	90M	90M	90M	90M	90M	90M	90M	90M			
7	Jovan Kirovski	90D	90D	33D									85D	90D	76D	90D	90D	90D	90D	90D	90D	90D	90D	90D	90D	90D	90D	90D	90D	90D	90D	90D	90D	90D		
8	Mehdi Ballouchy	60M	29M	67F	90M	90M	57M	90M	59M	54M	45M		90M	61M		90M	90M	90F	90M	59M	90M	90F	90F	90M	59M	90M	90F	90F	90M	90F	90M	90F	90F	61F		
9	Yherland McDonald																																			
10	Jose Cancela						33																													
11	Herculez Gomez	90M	90M	90M	88M	90F	90M	90M	69M	79F	90M	90M	80F	90F																						
12	Terry Cooke	90M	88M	90M	69M	90M	89M	77M	84M	90M	46D	22	90M	90M	90M	71M	73M	90M	90M	59M	90M	90M	90M	90M	90M	90M	90M	90M	90M	90M	90M	90M	90M	90M	90M	
13	Mike Petke	90D	90D	81D	90D	90D	90D	90D	90D	90D	90D	90D	90D	90D	29D																					
14	Stephen Keel														19																					
15	Omar Cummings																																			
16	Jacob Peterson	11																																		
17	Chris Wingert																																			
18	Daniel Osorno																																			
19	Ugo Ihemelue	90D	90D	90D	90D																															
20	Roberto Brown	90F	6F		90F	72F	90F	88F	90F	60F																										
21	Nicolas Hernandez	79F	90F	90F	90F	61M	90F	90M	90F	90M	19	10	90F	90F	90F	90F	90F	59F	74M	90F																
22	Nico Colaluca																																			
23	Nick Labrocca																																			
24	Colin Clark																																			
25	Justin Hughes																																			
26	Pablo Mastroceni	30	61	90M	90D	90D	90D	90D	90D	90D	90D	90D	90M	90M																						
27	Cosuke Kimura																																			
28	John DiRaimondo																																			
29	Tony Sanneh																																			
30	Zach Thornton																																			
31	Clifton Wilmes																																			
32	Daniel Wasson																																			
33	Daniel Wasson																																			

"00" = minutes played  
 F/M/D/G = starting position

Played for other teams:  
 Facundo Erpen played 881 minutes for DC  
 Mehdi Ballouchy played 1239 minutes for RSL



NON-PLAYOFF TEAMS

COLORADO RAPIDS – GAME-BY-GAME LOG

Game #1	04/07/2007	COL 2 vs DC 1	W	Gomez 1 (Cooke 1) 19; Brown 1 (Cooke 2, Beckerman 1) 35)
Game #2	04/15/2007	COL 1 vs CHI 1	T	Gomez 2 (Hernandez 1, Coundoul 1) 58
Game #3	04/22/2007	COL 1 at DAL 3	L	Kirovski 1 (Cooke 3) 34
Game #4	04/30/2007	COL 2 at RSL 0	W	Brown 2 (unassisted) 71; Beckerman 1 (unassisted) 75
Game #5	05/05/2007	COL 1 vs HOU 3	L	Brown 3 (unassisted) 5
Game #6	05/10/2007	COL 1 vs RSL 1	T	own goal (Stewart) 4
Game #7	05/13/2007	COL 1 at NY 0	W	Hernandez 1 (Gomez 1, Beckerman 2) 24
Game #8	05/19/2007	COL 1 vs KC 1	T	Kirovski 2 (penalty kick) 46+
Game #9	05/26/2007	COL 1 vs LA 0	W	Gomez 3 (Cooke 4, Mastroeni 1) 71
Game #10	06/02/2007	COL 1 at TOR 2	L	Gomez 4 (Casey 1) 32
Game #11	06/07/2007	COL 1 at HOU 2	L	Cancela 1 (penalty kick) 12
Game #12	06/16/2007	COL 0 at CHV 2	L	
Game #13	06/23/2007	COL 0 vs DAL 1	L	
Game #14	06/28/2007	COL 1 at DC 4	L	
Game #15	07/01/2007	COL 0 at CHI 0	T	
Game #16	07/04/2007	COL 0 vs CLB 0	T	
Game #17	07/08/2007	COL 0 vs NY 1	L	
Game #18	07/22/2007	COL 2 at KC 2	T	
Game #19	08/04/2007	COL 0 at DAL 1	L	
Game #20	08/11/2007	COL 1 vs HOU 0	W	
Game #21	08/16/2007	COL 3 vs NE 0	W	own goal (De Rosario) 61
Game #22	08/26/2007	COL 3 vs LA 0	W	Kirovski 4 (unassisted) 10; Kirovski 5 (penalty kick) 41; Cummings 1 (Clark 2) 76
Game #23	09/02/2007	COL 1 at CLB 1	T	Casey 1 (Kirovski 1, Ballouchy 1) 26; Clark 1 (unassisted) 34; Petke 1 (unassisted) 43
Game #24	09/08/2007	COL 1 at LA 3	L	Casey 2 (Ballouchy 2, Gomez 2) 84
Game #25	09/16/2007	COL 1 vs CHV 1	T	Ballouchy 1 (unassisted) 89
Game #26	09/22/2007	COL 0 at RSL 1	L	Clark 2 (Casey 2, Cooke 7) 76
Game #27	09/29/2007	COL 0 at NE 1	L	
Game #28	10/07/2007	COL 1 vs TOR 0	W	Kirovski 6 (penalty kick) 44
Game #29	10/14/2007	COL 2 at CHV 1	W	Ihemelu 1 (unassisted) 64; Cummings 2 (Casey 3) 90
Game #30	10/20/2007	COL 0 vs RSL 1	L	

U.S. OPEN CUP

Q2	05/23/2007	COL 2 vs RSL 1	W	Peterson (unassisted) 48; Peterson (Casey ) 93+
3R	07/10/2007	COL 3 vs CALVIC 1	W	Cancela (unassisted) 22; Gomez (Cancela) 50; Cummings (Gomez) 89
QF	08/07/2007	COL 0 at SEATTLE 5	L	



2007 COLUMBUS CREW STATISTICS (9-11-10, 37 PTS.)

UNF	POS	PLAYER	GP	GS	MIN	G	A	SHT	SOG	FC	FS	OFF	CK	C	E
10	F	Alejandro Moreno (TOT)	29	27	2357	7	7	54	32	54	93	32	0	3	0
10	F	Alejandro Moreno (CLB)	25	25	2205	7	7	52	31	50	86	31	0	3	0
7	M-F	Guillermo Barros Schelot	22	19	1605	5	11	39	18	23	65	20	73	5	0
12	M-F	Eddie Gaven	27	21	1923	5	7	59	33	18	50	10	50	1	0
26	F	Andy Herron	18	10	794	4	2	19	10	17	8	7	4	2	0
11	M	Ned Grabavoy	26	24	2093	3	3	37	17	22	34	2	11	2	0
15	D-M	Stefani Miglioranzi	23	17	1622	3	2	18	7	26	11	1	0	3	0
19	F	Robbie Rogers	10	6	598	3	1	15	6	10	12	5	0	0	0
16	F	Kei Kamara	17	4	475	2	0	16	7	11	12	5	0	0	0
14	D	Chad Marshall	12	11	1020	2	0	8	3	7	6	0	0	0	0
8	M	Duncan Oughton	19	13	1231	1	4	9	5	17	26	1	0	3	0
6	D	Marcos Gonzalez	27	27	2356	1	1	21	5	43	21	0	1	4	1
9	F	Jason Garey	11	5	447	1	0	13	6	6	2	5	0	1	0
23	D	Ezra Hendrickson	23	21	1851	1	0	11	5	30	5	1	0	3	1
34	F	Jacob Thomas	9	4	402	1	0	16	8	4	8	4	0	0	0
2	D	Frankie Hejduk	24	24	2160	0	3	10	3	31	25	2	0	5	0
3	F	Brad Evans	4	1	108	0	1	2	1	1	1	0	0	0	0
10	M	*Joseph Ngwenya	5	5	418	0	1	5	2	6	7	3	0	0	0
5	M	Danny O'Rourke	27	27	2426	0	1	11	1	46	33	0	0	6	1
4	D	Rusty Pierce	21	19	1580	0	1	1	0	23	24	1	0	5	0
25	F	Ricardo Virtuoso	8	5	451	0	1	11	4	11	14	5	17	1	0
30	GK	Andy Gruenebaum	10	10	900	0	0	0	0	0	1	0	0	0	0
1	GK	Will Hesmer	20	20	1800	0	0	0	0	0	2	0	0	1	0
27	D	Ryan Junge	1	0	15	0	0	0	0	0	0	0	0	0	0
0	M	Adam Moffat	1	1	90	0	0	1	1	0	0	0	0	0	0
13	D	Andrew Peterson	1	1	75	0	0	0	0	1	0	0	0	0	0
17	M	Danny Szetela	6	4	379	0	0	3	3	5	2	0	0	1	0
20	D	Tim Ward	6	6	539	0	0	7	2	9	7	0	0	0	0
24	D	Jed Zayner	2	0	20	0	0	0	0	0	0	0	0	0	0
18	GK	Bill Gaudette	0	0	0	0	0	0	0	0	0	0	0	0	0
0	D	Leonard Griffin	0	0	0	0	0	0	0	0	0	0	0	0	0
28	D	Ben Hunter	0	0	0	0	0	0	0	0	0	0	0	0	0
29	D	Andrei Pacheco	0	0	0	0	0	0	0	0	0	0	0	0	0
		Team totals	30	30	2700	39	46	384	178	417	482	103	156	46	3
		Opponent totals	30	30	2700	44	28	354	152	482	417	77	127	57	3

GAME-WINNING GOALS: Guillermo Barros Schelotto 3, Jacob Thomas 1, Robbie Rogers 1

Alejandro Moreno 1, Stefani Miglioranzi 1, Kei Kamara 1, Ezra Hendrickson 1

GAME-WINNING ASSISTS: Alejandro Moreno 1, Stefani Miglioranzi 1, Andy Herron 1, Frankie Hejduk 1  
Ned Grabavoy 1, Eddie Gaven 1, Guillermo Barros Schelotto 1

PENALTY KICK GOALS/ATTEMPTS: Andy Herron 1-1, Ned Grabavoy 0-1, Guillermo Barros Schelotto 1-1

COLUMBUS CREW INDIVIDUAL GOALKEEPING

UNF	POS	GOALKEEPER	GP	GS	MIN	SHTS	SV	GA	GAA	PG	PA	W	L	T	SO
1	GK	Will Hesmer	20	20	1800	99	71	29	1.45	2	3	8	7	5	5
30	GK	Andy Gruenebaum	10	10	900	53	35	15	1.50	0	0	1	4	5	3
		Team totals	30	30	2700	152	106	44	1.47	2	3	9	11	10	8
		Opponent totals	30	30	2700	178	131	39	1.30	2	3	11	9	10	8

\* = Played with other teams in 2007. Only Columbus Crew statistics listed here.



NON-PLAYOFF TEAMS

COLUMBUS CREW - GAME-BY-GAME

#	Player	1	2	3	4	5	6	7	8	9	10	11	12	13	14	15	16	17	18	19	20	21	22	23	24	25	26	27	28	29	30	
1	Will Hesmer	NY	RSL	NE	DC	KC	CHV	NY	TOR	CHI	HOU	NE	KC	LA	NY	COL	RSL	CHV	TOR	CHI	DAL	DC	HOU	COL	CHI	KC	TOR	LA	DAL	NE	DC	
2	Frankie Hejduk	0-0	0-0	2-2	1-0	0-1	1-1	0-4	2-2	2-3	1-2	3-3	2-1	3-2	1-0	0-0	2-0	1-2	2-0	0-0	2-3	0-2	1-1	1-1	0-1	2-3	2-1	1-2	1-3	3-2	3-2	
3	Brad Evans	90D	90D	90D	90D	90D	90D	90D	90D	90D	90D	90G	90G	90G	90G	90G	90G	90G	90G	90G	90G	90D	90D	90D	90D	90D	90D	90D	90D	90D	90G	
4	Rusty Pierce	2	28				58F	20																							1	
5	Danny O'Rourke	90M	90M	90M	90M	90M	90M	90M	90M	86M		90M	90M	90M	90M	90M	90M	90M	90M	90M	90M	90M	90M	90M	90M	90M	90M	90M	90M	90M	90M	
6	Marcos Gonzalez	90D	90D	90D	90D	90D	90D	90D	90D	90D	90D	90D	90D	90D	90D	90D	90D	90D	90D	90D	90D	90D	90D	90D	90D	90D	90D	90D	90D	90D	90D	
7	Guillermo Barrios	19	16				6	31																							7	
8	Duncan Oughton	75F	62F																												45	90M
9	Jason Garey	90M	79M	69M	90M	90M																									83M	
10	Joseph Ngywenya	90F	90F	90F	90M	90F	90F	90F	90F	90F	90F	90F	90F	90F	90F	90F	90F	90F	90F	90F	90F	90F	90F	90F	90F	90F	90F	90F	90F	90F	90F	
11	Alejandro Moreno	90M	90M	90M	90M	90M	90M	90M	90M	90M	90M	64M	90M	78M	90M	90M	64M	28	90M	88M	90M	90M	22	65M	90M	90M	64M	90M	90M	90M	90M	
12	Ned Grabavoy	88M	74M	90M	90M	87M	64M	32																							75D	
13	Eddie Gavyn	18	18																													
14	Andrew Peterson	30	90D	90D	90D	90D	90D	90D	90D	90D	90D	90D	90D	90D	90D	90D	90D	90D	90D	90D	90D	90D	90D	90D	90D	90D	90D	90D	90D	90D	90D	
15	Chad Marshall	45	90D	90D	90D	90D	90D	90D	90D	90D	90D	90D	90D	90D	90D	90D	90D	90D	90D	90D	90D	90D	90D	90D	90D	90D	90D	90D	90D	90D	90D	
16	Stefani Miglioranza	1	1																													
17	Kei Kamara	86F	59F	1	9																											
18	Danny Szetela	90M	90M	90M	90M	90M	90M	90M	90M	90M	90M	90M	90M	90M	90M	90M	90M	90M	90M	90M	90M	90M	90M	90M	90M	90M	90M	90M	90M	90M	90M	
19	Bill Gaudette	90M	90M	90M	90M	90M	90M	90M	90M	90M	90M	90M	90M	90M	90M	90M	90M	90M	90M	90M	90M	90M	90M	90M	90M	90M	90M	90M	90M	90M	90M	
20	Robbie Rogers	11																														
21	Tim Ward	78F	90M	90F	90D	90D																										
22	Brandon Moss	90D	90D	90D	90D	90D	90D	90D	90D	90D	90D	90D	90D	90D	90D	90D	90D	90D	90D	90D	90D	90D	90D	90D	90D	90D	90D	90D	90D	90D	90M	
23	Adam Moffat	71D	29D																													
24	Ezra Hendrickson	19																														
25	Jed Zayner	68M	22																													
26	Ricardo Virtuoso	90D	90D	90D	90D	90D	90D	90D	90D	90D	90D	90D	90D	90D	90D	90D	90D	90D	90D	90D	90D	90D	90D	90D	90D	90D	90D	90D	90D	90D	90D	
27	Andy Herron	71F	90F	90F																												
28	Ryan Junge	62F	61F	65F	26																											
29	Ben Hunter	52																														
30	Aaron Chandler	38F	72F																													
31	Andrei Pacheco	90G	90G	90G	90G	90G	90G	90G	90G	90G	90G	90G	90G	90G	90G	90G	90G	90G	90G	90G	90G	90G	90G	90G	90G	90G	90G	90G	90G	90G	90G	
32	Andy Gruenebaum	67M	31	70M																												
33	Leonard Griffiin	25	71F	65M	32	35	6																									
34	Jacob Thomas																															

"00" = minutes played  
 F/M/D/G = starting position

Played for other teams:  
 Alejandro Moreno played 152 minutes for HOU



NON-PLAYOFF TEAMS

COLUMBUS CREW – GAME-BY-GAME LOG

Game #1	04/07/2007	CLB 0 vs NY 0	T	
Game #2	04/14/2007	CLB 0 at RSL 0	T	
Game #3	04/19/2007	CLB 2 vs NE 2	T	Grabavoy 1 (Virtuoso 1, Ngyenya 1) 8; Kamara 1 (Hejduk 1, Evans 1) 86
Game #4	04/28/2007	CLB 1 vs DC 0	W	Hendrickson 1 (unassisted) 28
Game #5	05/05/2007	CLB 0 at KC 1	L	
Game #6	05/12/2007	CLB 1 vs CHV 1	T	Grabavoy 2 (Schelotto 1) 18
Game #7	05/19/2007	CLB 0 at NY 4	L	
Game #8	05/26/2007	CLB 2 vs TOR 2	T	Herron 1 (Moreno 1, Pierce 1) 2; Herron 2 (unassisted) 36
Game #9	06/03/2007	CLB 2 at CHI 3	L	Oughton 1 (Schelotto 2) 38; Marshall 1 (Oughton 1, Moreno 2) 84
Game #10	06/10/2007	CLB 1 vs HOU 2	T	Moreno 1 (Schelotto 3) 25
Game #11	06/16/2007	CLB 3 at NE 3	T	Rogers 1 (Grabavoy 1) 9; Schelotto 1 (Grabavoy 2, Moreno 3) 46+; Moreno 2 (Schelotto 4, Rogers 1) 85
Game #12	06/20/2007	CLB 2 vs KC 1	W	Gaven 1 (Oughton 2, Moreno 4) 56; Miglioranzi 1 (Schelotto 5) 61
Game #13	06/23/2007	CLB 3 at LA 2	W	Marshall 2 (Schelotto 6) 15; Grabavoy 3 (Gaven 1, Oughton 3) 58; Moreno 3 (Gaven 2) 84
Game #14	06/30/2007	CLB 1 vs NY 0	W	Kamara 2 (Herron 1) 69
Game #15	07/04/2007	CLB 0 at COL 0	T	Schelotto 2 (penalty kick) 76; Gaven 2 (Moreno 5) 80
Game #16	07/07/2007	CLB 2 vs RSL 0	W	Miglioranzi 2 (Schelotto 7) 23
Game #17	07/14/2007	CLB 1 at CHV 2	L	Schelotto 3 (Hejduk 2, Grabavoy 3) 50; Schelotto 4 (unassisted) 56
Game #18	07/22/2007	CLB 2 vs TOR 0	W	
Game #19	08/04/2007	CLB 0 at CHI 0	T	
Game #20	08/11/2007	CLB 2 at DAL 3	L	Gonzalez 1 (Schelotto 8) 6; Herron 3 (penalty kick) 74
Game #21	08/18/2007	CLB 0 vs DC 2	L	
Game #22	08/25/2007	CLB 1 at HOU 1	T	Moreno 4 (Schelotto 9) 17
Game #23	09/02/2007	CLB 1 vs COL 1	T	Gaven 3 (Miglioranzi 1) 46+
Game #24	09/08/2007	CLB 0 vs CHI 1	L	
Game #25	09/15/2007	CLB 2 at KC 3	L	Moreno 5 (Gaven 3; O'Rourke 1) 65; Herron 4 (Gonzalez 1, Gaven 4) 67
Game #26	09/22/2007	CLB 2 at TOR 1	W	Garey 1 (Gaven 5, Hejduk 3) 61; Thomas 1 (unassisted) 83
Game #27	09/30/2007	CLB 1 vs LA 2	L	Moreno 6 (Herron 2, Oughton 4) 2
Game #28	10/06/2007	CLB 1 vs DAL 3	L	Gaven 4 (Moreno 6) 31
Game #29	10/13/2007	CLB 3 at NE 2	W	Gaven 5 (unassisted) 61; Miglioranzi 3 (Gaven 6) 77; Schelotto 5 (Miglioranzi 2) 86
Game #30	10/20/2007	CLB 3 at DC 2	W	Rogers 2 (Schelotto 10) 21; Moreno 7 (Schelotto 11, Gaven 7) 66; Rogers 3 (Moreno 7) 91+

U.S. OPEN CUP  
Q1 04/24/2007 CLB 0 vs LA 1 1



2007 LOS ANGELES GALAXY STATISTICS (9-14-7, 34 PTS.)

UNF	POS	PLAYER	GP	GS	MIN	G	A	SHT	SOG	FC	FS	OFF	CK	C	E
10	F	Landon Donovan	25	24	2191	8	13	44	20	19	40	11	80	3	0
14	F	Edson Buddle (TOT)	26	15	1251	5	2	47	23	29	21	19	2	3	0
14	F	Edson Buddle (LA)	16	10	770	5	0	38	17	17	16	13	2	2	0
13	M	Cobi Jones	25	19	1679	4	5	19	12	9	26	7	1	0	0
9	F	Gavin Ginton	19	3	711	4	0	19	12	7	20	5	0	0	0
18	M	Kyle Martino	26	25	1928	3	1	29	10	36	43	9	17	6	2
21	F	Alan Gordon	14	11	828	3	0	19	8	22	17	11	0	1	0
20	F	Carlos Pavon	18	10	978	3	0	29	10	6	21	24	1	0	0
7	M	Chris Klein (TOT)	32	32	2880	2	4	40	16	23	20	8	9	1	0
7	M	Chris Klein (LA)	21	21	1890	1	3	18	6	15	14	4	8	0	0
20	F	*Robbie Findley	9	3	379	2	0	11	5	8	10	4	0	0	0
12	D	Troy Roberts	16	12	1140	2	0	4	2	25	11	1	0	3	1
6	M	Kevin Harmse	17	13	1171	1	0	6	3	22	15	0	0	6	1
11	F	*Nate Jaqua	10	9	770	1	0	23	8	19	17	3	0	3	0
14	D	*Tyrone Marshall	8	8	719	1	0	1	1	12	5	0	0	1	1
8	M	Peter Vagenas	24	20	1786	0	5	13	3	25	21	0	0	2	0
23	M	David Beckham	5	2	252	0	2	8	0	2	7	0	20	0	0
22	M-D	Kelly Gray (TOT)	15	13	1195	0	1	14	4	9	5	1	1	1	0
22	M-D	Kelly Gray (LA)	6	5	463	0	0	4	0	5	1	0	1	1	0
2	D	Mike Randolph	19	15	1451	0	1	1	0	7	18	0	0	3	0
19	M	Josh Tudela	9	9	779	0	1	3	2	15	6	0	0	2	0
16	D	Kyle Veris	8	6	542	0	1	6	2	8	4	0	0	3	0
17	D	Abel Xavier	10	10	900	0	1	4	0	7	10	0	0	3	0
5	D	Chris Albright	5	5	375	0	0	9	3	7	5	0	0	1	0
1	GK	Joe Cannon	29	29	2610	0	0	0	0	2	5	0	0	1	0
27	F	Mike Caso	1	1	45	0	0	0	0	0	0	0	0	0	0
0	GK	Steve Cronin	1	1	90	0	0	0	0	0	0	0	0	0	0
3	D	Ty Harden	24	24	2086	0	0	1	1	27	9	0	0	4	0
4	D	Ante Jazic	18	16	1397	0	0	0	0	17	12	2	0	2	0
15	D	Quavas Kirk	11	5	438	0	0	1	0	4	3	1	0	0	0
25	M	*Santino Quaranta	6	3	218	0	0	2	1	2	2	0	7	0	0
7	D	Ian Russell	3	3	193	0	0	0	0	3	0	1	0	0	0
11	F	Israel Sesay	1	0	1	0	0	0	0	0	0	0	0	0	0
24	M	*Nathan Sturgis	9	8	773	0	0	3	1	6	7	0	0	1	0
35	GK	Lance Friesz	0	0	0	0	0	0	0	0	0	0	0	0	0
		Team totals	30	30	2700	38	33	315	127	354	385	96	137	48	5
		Opponent totals	30	30	2700	48	45	388	179	385	354	89	184	46	7

GAME-WINNING GOALS: Gavin Ginton 2, Edson Buddle 2, Kyle Martino 1, Chris Klein 1, Cobi Jones 1  
Kevin Harmse 1, Landon Donovan 1

GAME-WINNING ASSISTS: Cobi Jones 3, Landon Donovan 3, Kyle Veris 1, Peter Vagenas 1, Josh Tudela 1  
Mike Randolph 1, Kyle Martino 1, Chris Klein 1

PENALTY KICK GOALS/ATTEMPTS: Landon Donovan 5-6, Kyle Martino 0-1

LOS ANGELES GALAXY INDIVIDUAL GOALKEEPING

UNF	POS	GOALKEEPER	GP	GS	MIN	SHTS	SV	GA	GAA	PG	PA	W	L	T	SO
1	GK	Joe Cannon	29	29	2610	171	119	46	1.59	4	5	9	13	7	5
0	GK	Steve Cronin	1	1	90	8	6	2	2.00	0	0	0	1	0	0
		Team totals	30	30	2700	179	125	48	1.60	4	5	9	14	7	5
		Opponent totals	30	30	2700	127	81	38	1.27	5	7	14	9	7	10

\* = Played with other teams in 2007. Only Los Angeles Galaxy statistics listed here.





NON-PLAYOFF TEAMS

LOS ANGELES GALAXY - GAME-BY-GAME

#	Player	1	2	3	4	5	6	7	8	9	10	11	12	13	14	15	16	17	18	19	20	21	22	23	24	25	26	27	28	29	30
0	Steve Cronin																														
1	Joe Cannon																														
2	Mike Randolph																														
3	Ty Harden																														
4	Ante Jazic																														
5	Chris Albright																														
6	Kevin Harmse																														
7	Ian Russell																														
7	Chris Klein																														
8	Peter Vagenas																														
9	Gavin Ginton																														
10	Landon Donovan																														
11	Nate Jaqua																														
11	Israel Sesay																														
12	Troy Roberts																														
13	Cobi Jones																														
14	Edson Buddle																														
14	Tyrone Marshall																														
15	Quavas Kirk																														
16	Kyle Veris																														
17	Abel Xavier																														
18	Kyle Martino																														
19	Josh Tudela																														
20	Carlos Pavon																														
20	Robbie Findley																														
21	Alan Gordon																														
22	Kelly Gray																														
23	David Beckham																														
24	Nathan SturGIS																														
25	Santino Quaranta																														
26	Shavar Thomas																														
27	Mike Caso																														
35	Lance Friesz																														

"00" = minutes played  
 F/M/D/G = starting position

Played for other teams:  
 Chris Klein played 990 minutes for RSL  
 Edson Buddle played 481 minutes for TOR  
 Kelly Gray played 732 minutes for HOU



## NON-PLAYOFF TEAMS

### LOS ANGELES GALAXY - GAME-BY-GAME LOG

Game #1	04/08/2007	LA 0 at HOU 0	T	Findley 1 (Donovan 1) 86
Game #2	04/12/2007	LA 1 vs DAL 2	L	Donovan 1 (unassisted) 8; Harmse 1 (Donovan 2) 17; Jones 1 (Donovan 3) 78
Game #3	04/28/2007	LA 3 vs CHY 1	W	Martino 1 (Vagenas 1, Donovan 4) 14; Marshall 1 (Donovan 5) 84
Game #4	05/12/2007	LA 2 vs NE 3	L	Donovan 2 (unassisted) 50
Game #5	05/20/2007	LA 1 at CHY 1	T	
Game #6	05/26/2007	LA 0 at COL 1	L	
Game #7	06/02/2007	LA 0 vs DC 0	T	
Game #8	06/09/2007	LA 1 at DAL 3	L	Findley 2 (unassisted) 41
Game #9	06/17/2007	LA 3 vs RSL 2	W	Jagua 1 (unassisted) 4; Buddle 1 (Xavier 1) 25; Jones 2 (Martino 1, Veris 1) 65
Game #10	06/23/2007	LA 2 vs CLB 3	L	Glinton 1 (Jones 1, Klein 1) 66; Buddle 2 (unassisted) 91+
Game #11	07/04/2007	LA 2 vs CHI 0	W	Donovan 3 (penalty kick) 16; Donovan 4 (penalty kick) 87
Game #12	07/07/2007	LA 2 vs KC 2	T	Jones 3 (unassisted) 61; Jones 4 (Donovan 6) 75
Game #13	08/05/2007	LA 0 at TOR 0	T	
Game #14	08/09/2007	LA 0 at DC 1	L	
Game #15	08/12/2007	LA 0 at NE 1	L	
Game #16	08/18/2007	LA 4 at NY 5	L	Pavon 1 (Beckham 1) 6; Pavon 2 (Beckham 2) 8; Donovan 5 (unassisted) 71; Buddle 3 (unassisted) 82
Game #17	08/23/2007	LA 0 vs CHY 3	L	
Game #18	08/26/2007	LA 0 at COL 3	L	Gordon 1 (Donovan 7, Vagenas 2) 6
Game #19	09/01/2007	LA 1 vs RSL 2	L	Gordon 2 (Vagenas 3) 46; Buddle 4 (Jones 2, Vagenas 4) 63; Martino 2 (Klein 3, Jones 3) 70
Game #20	09/08/2007	LA 3 vs COL 1	W	
Game #21	09/13/2007	LA 0 at CHY 3	L	Gordon 3 (Donovan 8) 26
Game #22	09/16/2007	LA 1 vs HOU 2	T	Donovan 6 (penalty kick) 79; Glinton 2 (Donovan 9) 85
Game #23	09/19/2007	LA 2 at RSL 2	T	Donovan 7 (penalty kick) 25; Klein 2 (Jones 4, Tudela 1) 72
Game #24	09/23/2007	LA 2 vs DAL 1	W	Glinton 3 (Randolph 1) 80
Game #25	09/27/2007	LA 1 at KC 0	W	Roberts 1 (unassisted) 13; Martino 3 (unassisted) 16
Game #26	09/30/2007	LA 2 at CLB 1	W	Pavon 3 (Donovan 10) 46+; Glinton 4 (Jones 5, Donovan 11) 77
Game #27	10/07/2007	LA 2 at HOU 1	W	Donovan 8 (penalty kick) 56; Buddle 5 (Klein 4, Donovan 12) 78
Game #28	10/13/2007	LA 2 vs TOR 1	W	
Game #29	10/18/2007	LA 1 vs NY 1	T	
Game #30	10/21/2007	LA 0 at CHI 1	L	Roberts 2 (Donovan 13, Vagenas 5) 15

U. S. OPEN CUP				
Q1	04/24/2007	LA 1 at CLB 0	W	Jagua (Donovan ) 17
Q2	05/08/2007	LA 3 vs NY 1	W (OT)	Donovan (penalty kick) 93; Martino (Quaranta, Donovan) 103; Quaranta (Donovan, Vagenas) 120
3R	07/10/2007	LA 0 at RICHMD 1	L	

SUPERLIGA				
GrpA	07/24/2007	LA 2 vs PACHCA 1	W	Gordon (Donovan) 50; Donovan (Jones) 81
GrpA	07/28/2007	LA 1 vs CHIVAS 2	L	Donovan (unassisted) 88
GrpA	07/31/2007	LA 6 at DAL 5	W	Gordon (Donovan) 3; Klein (Donovan) 12; Gordon (Jazic) 15; Harmse (Gordon) 18; Donovan (unassisted) 84; Pavon (Donovan) 95+
SF	08/15/2007	LA 2 vs DC 0	W	Beckham (unassisted) 27; Donovan (Beckham) 47
F	08/29/2007	LA 1 vs PACHCA 1	L (3-4 pens)	Beckham (unassisted) 93+; Klein (unassisted) 93+



2007 REAL SALT LAKE STATISTICS (6-15-9, 27 PTS.)

UNF	POS	PLAYER	GP	GS	MIN	G	A	SHT	SOG	FC	FS	OFF	CK	C	E
55	F	Robbie Findley (TOT)	25	14	1353	8	0	31	16	15	27	14	0	0	0
55	F	Robbie Findley (RSL)	16	11	974	6	0	20	11	7	17	10	0	0	0
8	M-F	Chris Brown	22	12	1084	5	0	23	13	9	12	4	1	0	0
33	F	Yura Movsisyan (TOT)	23	9	993	5	0	42	13	25	24	4	1	1	1
33	F	Yura Movsisyan (RSL)	5	4	327	0	0	10	3	14	10	4	0	1	1
5	M	Kyle Beckerman (TOT)	28	27	2430	3	3	52	19	39	41	2	10	9	0
5	M	Kyle Beckerman (RSL)	15	14	1305	2	1	33	11	20	22	2	10	4	0
3	M	Carey Talley	26	25	2195	3	1	28	9	38	38	2	0	6	0
90	F	*Jeff Cunningham	7	7	602	3	0	11	7	3	7	10	0	1	0
11	F	Alecko Eskandarian (TOT)	23	23	1913	2	3	58	30	46	50	16	26	9	1
11	F	Alecko Eskandarian (RSL)	17	17	1428	1	3	47	21	32	39	16	24	6	1
9	F	Fabian Espindola	12	8	602	2	2	13	9	7	16	7	3	3	1
4	F	Kyle Brown	8	3	286	2	0	7	4	6	1	3	0	0	0
77	M	Andy Williams	24	12	1277	1	3	19	9	29	32	3	11	1	1
11	M	Freddy Adu	11	10	899	1	2	24	12	11	25	6	22	1	0
10	M	Javier Morales	7	5	369	1	2	6	3	8	9	1	15	2	0
17	M	*Chris Klein	11	11	990	1	1	22	10	8	6	4	1	1	0
27	D	Matias Mantilla	10	9	828	1	0	2	2	13	5	0	0	6	0
23	D	Eddie Pope	27	27	2248	1	0	5	1	24	27	0	0	2	0
17	D	Chris Wingert (TOT)	22	16	1590	0	2	4	3	26	17	0	16	4	0
17	D	Chris Wingert (RSL)	16	12	1144	0	2	3	2	18	15	0	16	3	0
7	M-F	Atiba Harris	21	13	1259	0	1	8	4	45	22	8	0	5	0
16	M-D	Chris Lanco	14	8	811	0	1	3	1	11	5	0	5	3	0
13	D	Jack Stewart	13	12	1006	0	1	2	0	5	9	1	0	1	0
10	M	*Mehdi Ballouchy	14	14	1239	0	0	23	6	30	29	3	40	5	0
20	M	Nikolas Besagno	2	1	88	0	0	0	0	0	1	0	0	0	0
15	M	Kenny Cutler	2	0	32	0	0	0	0	0	0	0	0	0	0
19	D	Willis Forko	12	12	990	0	0	0	0	7	4	2	0	2	0
25	D-M	Jean-Martial Kipre	18	16	1427	0	0	7	2	24	14	2	0	4	0
28	D	Dustin Kirby	1	1	79	0	0	0	0	1	0	0	0	0	0
6	D	Ritchie Kotschau	20	18	1664	0	0	3	0	19	10	1	0	3	1
9	M	Jason Kreis	4	4	358	0	0	11	4	6	9	0	0	1	0
18	GK	Nick Rimando	27	27	2430	0	0	0	0	0	4	0	0	0	0
1	GK	Chris Seitz	3	3	270	0	0	0	0	0	0	0	0	0	0
12	M	Nathan Sturgis (TOT)	14	13	1146	0	0	8	1	13	15	0	0	2	0
12	M	Nathan Sturgis (RSL)	5	5	373	0	0	5	0	7	8	0	0	1	0
18	F	Luis Tejada	1	0	2	0	0	0	0	0	0	1	0	0	0
2	D	Daniel Torres	10	9	825	0	0	4	2	7	7	0	0	1	0
22	F	Jamie Watson	9	0	190	0	0	6	2	3	3	0	1	0	0
14	M	Steven Curfman	0	0	0	0	0	0	0	0	0	0	0	0	0
21	M	Christian Jimenez	0	0	0	0	0	0	0	0	0	0	0	0	0
24	GK	Kyle Reynish	0	0	0	0	0	0	0	0	0	0	0	0	0
		Own-goals received				1									
		Team totals	30	30	2700	31	20	345	148	412	428	90	149	63	5
		Opponent totals	30	30	2700	45	42	403	205	428	412	103	135	57	2

GAME-WINNING GOALS: Robbie Findley 3, Eddie Pope 1, Fabian Espindola 1, Kyle Brown 1

GAME-WINNING ASSISTS: Alecko Eskandarian 2, Carey Talley 1

PENALTY KICK GOALS/ATTEMPTS: Carey Talley 2-2, Alecko Eskandarian 1-2, Jeff Cunningham 1-1, Freddy Adu 1-1

REAL SALT LAKE INDIVIDUAL GOALKEEPING

UNF	POS	GOALKEEPER	GP	GS	MIN	SHTS	SV	GA	GAA	PG	PA	W	L	T	SO
18	GK	Nick Rimando	27	27	2430	191	146	37	1.37	4	6	6	13	8	7
1	GK	Chris Seitz	3	3	270	14	6	8	2.67	0	0	0	2	1	0
		Team totals	30	30	2700	205	152	45	1.50	4	6	6	15	9	7
		Opponent totals	30	30	2700	148	113	31	1.03	5	6	15	6	9	12

\* = Played with other teams in 2007. Only Real Salt Lake statistics listed here.



NON-PLAYOFF TEAMS

REAL SALT LAKE - GAME-BY-GAME LOG

#	Player	1	2	3	4	5	6	7	8	9	10	11	12	13	14	15	16	17	18	19	20	21	22	23	24	25	26	27	28	29	30					
		DAL	CLB	CHV	COL	COL	NY	COL	DAL	CHI	NE	DAL	LA	DC	TOR	CLB	KC	NE	HOU	CHI	CHV	KC	LA	HOU	DC	TOR	LA	COL	NY	CHV	HOU	COL				
		2-2	0-0	0-4	0-2	3-3	1-1	1-2	0-0	0-0	0-1	2-3	2-1	1-2	0-2	0-1	1-2	1-0	0-2	0-1	3-1	2-1	3-4	1-2	0-0	2-2	1-0	2-2	2-3	0-1	1-0					
0	Matt Wideman																																			
1	Chris Seitz				90G	90G																														
2	Daniel Torres	90D	90D										60D	45																						
3	Carey Talley	90M	90M	90M	90M	90M	90M	10M					90M	90M	90M	90M	90M	90M	90M	90M	90M	90M	90M	90M	90M	90M	90M	90M	90M	90M	90M	90M	90M	90M		
4	Kyle Brown												6	20																						
5	Duke Hashimoto																																			
6	Kyle Beckerman																																			
7	Ritchie Kotschau																																			
8	Atiba Harris				12	12	90F	67F	90F	68F	66F	90M	90M	90M	90M	90M	90M	90M	90M	90M	90M	90M	90M	90M	90M	90M	90M	90M	90M	90M	90M	90M	90M	90M	90M	
9	Chris Brown				18		27	23		22	31	21	90F																							
9	Jason Kreis	88M	90M	90M	90M																															
9	Fabian Espindola																																			
10	Mehdi Ballouchy	79M	90M	90M	90M	90M	90M	90M	90M	90M	90M	90M	80M	90M	90M	90M	90M	90M	90M	90M	90M	90M	90M	90M	90M	90M	90M	90M	90M	90M	90M	90M	90M	90M	90M	
10	Javier Morales																																			
11	Freddy Adu	90M	90M	90M	90M	90M	90M	90M	90M	90M	90M	90M	59M	90M	90F	30																				
11	Alecko Eskandarian																																			
12	Nathan Sturgis																																			
13	Jack Stewart	90D	90D	72D	90D	63D	61D	90D	90D	90D	90D	45	45D	90D																						
14	Steven Curfman																																			
15	Kenny Cutler																																			
16	Chris Lanco																																			
17	Chris Wingert																																			
17	Chris Klein	90M	90M	90M	90M	90M	90M	90M	90M	90M	90M	90M	90M	90M	90M	90M	90M	90M	90M	90M	90M	90M	90M	90M	90M	90M	90M	90M	90M	90M	90M	90M	90M	90M	90M	
18	Luis Tejada																																			
18	Nick Rimando	90G	90G	90G																																
19	Willis Foko	90D	90D	90D	78D	90D	90D	45D	88D	81D	90D																									
20	Nikolas Besagno																																			
21	Christian Jimenez																																			
22	Jamie Watson																																			
23	Eddie Pope																																			
24	Kyle Reynish																																			
25	Jean-Martial Kipre	61D	90D	90D	90D	90D	90D	90D	90D	90D	90D	90D	45D	90D	90D	90D	90D	90D	90D	90D	90D	90D	90D	90D	90D	90D	90D	90D	90D	90D	90D	90D	90D	90D	90D	
26	Jeff Rowland																																			
27	Matias Mantilla																																			
28	Dustin Kirby																																			
33	Yura Movsisyan																																			
55	Robbie Findley																																			
77	Andy Williams																																			
90	Jeff Cunningham	90F	90F	90F	90F	90F	90F	90F	90F	90F	90F	90F	90F	90F	90F	90F	90F	90F	90F	90F	90F	90F	90F	90F	90F	90F	90F	90F	90F	90F	90F	90F	90F	90F	90F	

"00" = minutes played  
 F/M/D/G = starting position

Played for other teams:

Kyle Beckerman played 1125 minutes for COL  
 Nathan Sturgis played 773 minutes for LA  
 Chris Wingert played 446 minutes for COL  
 Alecko Eskandarian played 485 minutes for TOR  
 Robbie Findley played 379 minutes for LA  
 Yura Movsisyan played 666 minutes for KC



NON-PLAYOFF TEAMS

REAL SALT LAKE - GAME-BY-GAME

Game #1	04/07/2007	RSL 2 vs DAL 2	T	Cunningham 1 (Klein 1) 29; Cunningham 2 (unassisted) 51
Game #2	04/14/2007	RSL 0 vs CLB 0	T	
Game #3	04/21/2007	RSL 0 at CHV 4	L	
Game #4	04/30/2007	RSL 0 vs COL 2	L	
Game #5	05/05/2007	RSL 3 vs NY 3	T	Klein 1 (unassisted) 61; Cunningham 3 (penalty kick) 90; C. Brown 1 (Adu 1) 92+ own goal (Mastroeni) 15
Game #6	05/10/2007	RSL 1 at COL 1	T	Adu 1 (penalty kick) 68
Game #7	05/20/2007	RSL 1 at DAL 2	T	
Game #8	05/27/2007	RSL 0 at CHI 0	T	
Game #9	06/02/2007	RSL 0 at NE 0	T	
Game #10	06/14/2007	RSL 0 vs DAL 1	L	
Game #11	06/17/2007	RSL 2 at LA 3	L	
Game #12	06/23/2007	RSL 2 vs DC 1	W	C. Brown 2 (unassisted) 6; C. Brown 3 (Adu 2) 73
Game #13	07/04/2007	RSL 1 vs TOR 2	L	Findley 3 (Stewart 1) 41; Findley 4 (Eskandarian 1) 50
Game #14	07/07/2007	RSL 0 at CLB 2	L	Eskandarian 2 (penalty kick) 45
Game #15	07/14/2007	RSL 0 at KC 1	L	
Game #16	07/28/2007	RSL 1 vs NE 2	L	Talley 1 (penalty kick) 72
Game #17	08/04/2007	RSL 1 vs HOU 0	W	Findley 5 (unassisted) 84
Game #18	08/18/2007	RSL 0 vs CHI 2	L	
Game #19	08/26/2007	RSL 0 at CHV 1	L	
Game #20	08/29/2007	RSL 3 vs KC 1	W	Mantilla 1 (Morales 1) 1; Espindola 1 (Eskandarian 2) 42; Williams 1 (Harris 1) 85
Game #21	09/01/2007	RSL 2 at LA 1	W	Findley 6 (Williams 1) 67; Pope 1 (unassisted) 71
Game #22	09/08/2007	RSL 3 at HOU 4	L	Espindola 2 (unassisted) 18; Talley 2 (Morales 2) 69; K. Brown 1 (unassisted) 82
Game #23	09/12/2007	RSL 1 at DC 2	L	Beckerman 2 (Wingert 1) 32
Game #24	09/15/2007	RSL 0 at TOR 0	T	
Game #25	09/19/2007	RSL 2 vs LA 2	T	Talley 3 (penalty kick) 56; Morales 1 (unassisted) 86
Game #26	09/22/2007	RSL 1 vs COL 0	W	K. Brown 2 (unassisted) 30
Game #27	09/29/2007	RSL 2 at NY 2	T	C. Brown 4 (Wingert 2, Williams 2) 22; Beckerman 3 (Espindola 1, Eskandarian 3) 75
Game #28	10/06/2007	RSL 2 vs CHV 3	L	C. Brown 5 (Espindola 2, Lanco 1) 52; Findley 7 (Williams 3, Beckerman 3) 63
Game #29	10/15/2007	RSL 0 vs HOU 1	L	
Game #30	10/20/2007	RSL 1 at COL 0	W	Findley 8 (Talley 1) 87

U.S. OPEN CUP

Q1	04/18/2007	RSL 2 vs KC 1	W (OT)	Cunningham (penalty kick) 12; Williams (Cunningham ) 109
Q2	05/23/2007	RSL 1 at COL 2	L	Klein (Ballouchy) 64



2007 TORONTO FC STATISTICS (6-17-7, 25 PTS.)

UNF	POS	PLAYER	GP	GS	MIN	G	A	SHT	SOG	FC	FS	OFF	CK	C	E
93	F	Jeff Cunningham (TOT)	23	20	1636	6	1	32	21	8	21	33	0	3	0
93	F	Jeff Cunningham (TOR)	16	13	1034	3	1	21	14	5	14	23	0	2	0
9	F	Danny Dichio	17	14	1175	6	1	20	13	46	38	6	0	3	1
6	M	Maurice Edu	25	25	2180	4	1	24	8	65	50	1	0	6	1
21	F	Collin Samuel	18	18	1510	3	0	41	24	29	34	9	0	2	0
33	M	Carl Robinson	26	26	2340	2	4	14	8	50	24	0	47	6	0
7	M	Andy Welsh	20	16	1335	1	3	14	10	19	29	4	3	2	0
2	D	Andrew Boyens	23	21	1825	1	1	4	2	33	18	0	0	4	2
8	D	*Kevin Goldthwaite	9	9	801	1	1	8	6	14	8	0	8	2	1
11	D	Jim Brennan	27	27	2430	1	0	13	5	31	13	1	13	6	0
23	D	Miguel Canizalez	12	3	414	1	0	5	1	4	4	2	2	0	0
10	F	*Alecko Eskandarian	6	6	485	1	0	11	9	14	11	0	2	3	0
14	D	Tyrone Marshall (TOT)	24	24	2159	1	0	10	1	34	16	0	0	5	1
14	D	Tyrone Marshall (TOR)	16	16	1440	0	0	9	0	22	11	0	0	4	0
5	M	Ronnie O'Brien	13	13	1139	0	4	22	12	16	15	0	42	1	0
13	M	Chris Pozniak	22	16	1498	0	3	9	3	22	16	1	2	3	1
16	M-D	Marvell Wynne (TOT)	23	22	1963	0	3	9	5	22	23	3	0	2	0
16	M-D	Marvell Wynne (TOR)	22	21	1873	0	3	9	5	18	21	3	0	2	0
12	F	*Edson Buddle	10	5	481	0	2	9	6	12	5	6	0	1	0
20	F	Andrea Lombardo	16	6	726	0	1	17	9	32	24	18	0	2	0
3	D	Adam Braz	13	9	773	0	0	1	0	16	9	0	0	5	0
9	F	*Conor Casey	2	0	58	0	0	0	0	2	0	0	0	0	0
18	GK	Srdjan Djekanovic	8	7	635	0	0	0	0	1	0	0	0	3	0
12	D	Todd Dunivant (TOT)	25	25	2230	0	0	15	11	24	22	3	5	1	0
12	D	Todd Dunivant (TOR)	18	18	1600	0	0	13	9	18	17	3	5	1	0
27	D-M	Gabe Gala	5	3	222	0	0	2	2	4	2	0	2	0	0
24	M	Tyler Hemming	4	2	239	0	0	1	1	0	3	1	0	0	0
25	F	Abbe Ibrahim	1	0	4	0	0	1	1	0	1	0	0	0	0
17	M	Joey Melo	5	0	110	0	0	2	1	1	2	0	3	1	0
22	GK	David Monsalve	1	1	90	0	0	0	0	0	1	0	0	0	0
8	M	*Richard Mulrooney	2	2	180	0	0	1	1	1	4	0	1	0	0
17	M	*Paulo Nagamura	4	4	354	0	0	4	2	10	12	0	0	3	0
4	D	Marco Reda	8	7	573	0	0	1	0	7	10	0	0	0	1
22	GK	Sam Reynolds	2	2	175	0	0	0	0	0	0	0	0	0	0
39	GK	Kenny Stamatopoulos	12	12	1080	0	0	1	0	0	1	0	0	0	0
1	GK	Greg Sutton	8	8	720	0	0	0	0	0	3	0	0	0	0
29	D	Nana Attakora-Gyan	0	0	0	0	0	0	0	0	0	0	0	0	0
15	M	David Guzman	0	0	0	0	0	0	0	0	0	0	0	0	0
28	D	Stephen Lumley	0	0	0	0	0	0	0	0	0	0	0	0	0
26	M	Cristian Nunez	0	0	0	0	0	0	0	0	0	0	0	0	0
		Own-goals received				1									
		Team totals	30	30	2700	25	25	277	152	494	422	78	130	62	7
		Opponent totals	30	30	2700	49	40	352	169	422	494	151	133	51	5

GAME-WINNING GOALS: Andy Welsh 1, Collin Samuel 1, Kevin Goldthwaite 1, Maurice Edu 1  
Andrew Boyens 1

GAME-WINNING ASSISTS: Ronnie O'Brien 2, Andy Welsh 1, Edson Buddle 1

PENALTY KICK GOALS/ATTEMPTS: Collin Samuel 1-1

TORONTO FC INDIVIDUAL GOALKEEPING

UNF	POS	GOALKEEPER	GP	GS	MIN	SHTS	SV	GA	GAA	PG	PA	W	L	T	SO
22	GK	Sam Reynolds	2	2	175	11	9	2	1.03	1	1	1	0	1	0
18	GK	Srdjan Djekanovic	8	7	635	34	22	9	1.28	1	1	2	3	2	2
39	GK	Kenny Stamatopoulos	12	12	1080	61	41	20	1.67	4	4	1	8	3	2
1	GK	Greg Sutton	8	8	720	53	36	15	1.88	2	2	2	5	1	1
22	GK	David Monsalve	1	1	90	10	7	3	3.00	0	0	0	1	0	0
		Team totals	30	30	2700	169	115	49	1.63	8	8	6	17	7	5
		Opponent totals	30	30	2700	152	122	25	0.83	1	1	17	6	7	15

\* = Played with other teams in 2007. Only Toronto FC statistics listed here.





## NON-PLAYOFF TEAMS

### TORONTO FC - GAME-BY-GAME

Game #1	04/07/2007	TOR 0 at CHV 2	L	Dichio 1 (Buddle 1) 24; Goldthwaite 1 (Buddle 2, Welsh 1) 51; Edu 1 (Lombardo 1, Robinson 1) 75
Game #2	04/14/2007	TOR 0 at NE 4	L	Welsh 1 (O'Brien 1) 25
Game #3	04/25/2007	TOR 0 at KC 3	L	Esкарdarian 1 (Edu 1) 44
Game #4	04/28/2007	TOR 0 vs KC 1	L	Dichio 2 (Cunningham 1) 27; Brennan 1 (Pozniak 1) 49
Game #5	05/12/2007	TOR 3 vs CHI 1	W	Dichio 3 (Wynne 1, Boyens 1) 9; Boyens 1 (O'Brien 2) 28
Game #6	05/16/2007	TOR 1 vs HOU 0	W	Cunningham 4 (Welsh 2) 23
Game #7	05/19/2007	TOR 1 vs DC 2	L	Edu 2 (unassisted) 22; Dichio 4 (Robinson 2) 25; Robinson 1 (Goldthwaite 1, Welsh 3) 65; Cunningham 5 (Robinson 3, O'Brien 3) 92+
Game #8	05/26/2007	TOR 2 at CLB 2	T	
Game #9	06/02/2007	TOR 2 vs COL 1	W	
Game #10	06/06/2007	TOR 1 vs NY 2	L	
Game #11	06/17/2007	TOR 4 vs DAL 0	W	
Game #12	06/23/2007	TOR 0 at NE 3	L	
Game #13	07/01/2007	TOR 1 at KC 1	T	Dichio 5 (O'Brien 4) 46
Game #14	07/04/2007	TOR 2 at RSL 1	W	Cunningham 6 (Dichio 1; Pozniak 2) 19; Samuel 1 (penalty kick) 79
Game #15	07/07/2007	TOR 1 at CHI 1	T	Edu 3 (Wynne 2) 78
Game #16	07/15/2007	TOR 0 at HOU 0	T	
Game #17	07/22/2007	TOR 0 at CLB 2	L	
Game #18	07/29/2007	TOR 0 vs CHI 3	L	
Game #19	08/05/2007	TOR 0 vs LA 0	T	
Game #20	08/12/2007	TOR 0 at NY 3	L	
Game #21	08/18/2007	TOR 0 vs CHV 2	L	
Game #22	08/25/2007	TOR 0 vs DC 1	L	
Game #23	09/08/2007	TOR 0 at DAL 2	L	
Game #24	09/15/2007	TOR 0 vs RSL 0	T	
Game #25	09/22/2007	TOR 1 vs CLB 2	L	Canizalez 1 (unassisted) 2
Game #26	09/29/2007	TOR 1 at DC 4	L	Robinson 2 (unassisted) 14
Game #27	10/04/2007	TOR 2 vs NY 1	W	Edu 4 (Wynne 3) 18; own goal (Leitch) 66
Game #28	10/07/2007	TOR 0 at COL 1	L	
Game #29	10/13/2007	TOR 1 at LA 2	L	Samuel 2 (Pozniak 3) 68
Game #30	10/20/2007	TOR 2 vs NE 2	T	Samuel 3 (unassisted) 59; Dichio 6 (Robinson 4) 92+



