

Coaches, Captains & Records

Coach	Year (W-L-T)	Captain(s)
E.A. Smyth	1892 (1-1-0)	W.E. Anderson
E.A. Smyth	1893 (0-2-0)	S.V. Lovenstein
J.A. Massie	1894 (4-1-0)	T.D. Martin
A.C. Jones	1895 (4-2-0)	J.L. Ingles
A.C. Jones	1896 (5-2-1)	J.L. Ingles
C. Firth	1897 (5-2-0)	H.A. Johnson
J.L. Ingles	1898 (3-2-0)	C.M. Wood
Dr. James Morrison	1899 (4-1-0)	W.F. Cox
Dr. Davis	1900 (3-3-1)	J.B. Huffard
Dr. A.B. Morrison, Jr.	1901 (6-1-0)	C.J.B. DeCamps
R.R. Brown	1902 (3-2-1)	C.H. Carpenter
Dr. C.A. Lueder	1903 (5-1-0)	C.P. Miles
J.C. O'Connor	1904 (5-3-0)	G.C. Wilson
C.P. Miles	1905 (9-1-0)	T.W. Lewis
C.P. Miles	1906 (5-2-2)	J.A. Nutter
C.R. Williams	1907 (7-2-0)	C.E. Diffendal
R.M. Brown	1908 (5-4-0)	Joe Luttrell
B.B. Bocock	1909 (6-1-0)	E.R. Hodgson
B.B. Bocock	1910 (6-2-0)	V.B. Hodgson
L.W. Reiss	1911 (6-1-2)	A.G. Gibbs
B.B. Bocock	1912 (5-3-0)	W.H. Burruss
B.B. Bocock	1913 (7-1-1)	L.A. Pick
B.B. Bocock	1914 (6-2-1)	M.F. Peak, Jr.
B.B. Bocock	1915 (4-4-0)	V.F. Dixon
J.E. Ingersell	1916 (7-2-0)	J.S. Caffee
C.A. Bernier	1917 (6-2-1)	H.T. Parrish
C.A. Bernier	1918 (7-0-0)	H. Crisp,
		D. Roden
C.A. Bernier	1919 (5-4-0)	J.T. Hardwick
S.B. Sutton	1920 (4-6-0)	H.B. Redd
B.C. Cabbage	1921 (7-3-0)	S.D. Tilson
B.C. Cabbage	1922 (8-1-1)	H.J. Hardwick
B.C. Cabbage	1923 (6-3-0)	H.M. Sutton
B.C. Cabbage	1924 (4-2-3)	S.O. Graham
B.C. Cabbage	1925 (5-3-2)	J.H. Moran
A.F. Gustafson	1926 (5-3-1)	J.H. Moran
A.F. Gustafson	1927 (5-4-0)	V.E. Miles
A.F. Gustafson	1928 (7-2-0)	A.E. Bailey
A.F. Gustafson	1929 (5-4-0)	L.B. Nutter
O.E. Neale	1930 (5-3-1)	H.V. Hooper
O.E. Neale	1931 (3-4-2)	C.E. Brown
H.B. Redd	1932 (8-1-0)	W. Grinus, Jr.
H.B. Redd	1933 (4-3-3)	Bill Porterfield
H.B. Redd	1934 (5-5-0)	George Smith
H.B. Redd	1935 (4-3-2)	Louis Filtro
H.B. Redd	1936 (5-5-0)	Dave Jones
H.B. Redd	1937 (5-5-0)	C.L. Shockey
H.B. Redd	1938 (3-5-2)	Frank Pierce
H.B. Redd	1939 (4-5-1)	Dave Pitts,
		Jim Coleman
H.B. Redd	1940 (5-5-0)	John Henderson,
		William Zydiak
J.R. Kitts	1941 (6-4-0)	William M. Tate
H.M. McEver	1942 (7-2-1)	W. James,
		S.D. Tilson
H.M. McEver	1945 (2-6-0)	Floyd Bowles
J.R. Kitts	1946 (3-4-3)	Elmer Wilson
J.R. Kitts	1947 (4-5-0)	Bill Barbour,
		Bobby Smith
R.C. McNeish	1948 (0-8-1)	Tom Burns,
		Oren Hopkins
R.C. McNeish	1949 (1-7-2)	Jack Ittner,
		Bruce Fisher
R.C. McNeish	1950 (0-10-0)	Ron Casto
F.O. Moseley	1951 (2-8-0)	(none)
F.O. Moseley	1952 (5-6-0)	(none)
F.O. Moseley	1953 (5-5-0)	(none)
F.O. Moseley	1954 (8-0-1)	Billy Kerfoot,
		Howie Wright
F.O. Moseley	1955 (6-3-1)	Dickie Beard,
		Jack Prater
F.O. Moseley	1956 (7-2-1)	Don Divers
F.O. Moseley	1957 (4-6-0)	Corbin Bailey
F.O. Moseley	1958 (5-4-1)	Jim Burks
F.O. Moseley	1959 (6-4-0)	Carroll Dale
F.O. Moseley	1960 (6-4-0)	Allen Whittier
J.D. Claiborne	1961 (4-5-0)	Terry Strock,
		Joe Moss
J.D. Claiborne	1962 (5-5-0)	Dave Gillespie,
		Aster Sizemore
J.D. Claiborne	1963 (8-2-0)	Gene Breen,
		Newt Green
J.D. Claiborne	1964 (6-4-0)	Vic Kreiter,
		Darrell Page,
		Bob Schweickert
J.D. Claiborne	1965 (7-3-0)	Billy Edwards,
		Bobby Owens,
		Mike Saunders

Coach	Year (W-L-T)	Captain(s)
J.D. Claiborne	1966 (8-2-1)	Dave Farmer,
		Tommy Groom,
J.D. Claiborne	1967 (7-3-0)	Sands Woody
J.D. Claiborne	1968 (7-4-0)	Bob Griffith,
		Frank Loria
J.D. Claiborne	1969 (4-5-1)	Frank Beamer,
		Ron Davidson,
		Waddey Harvey
J.D. Claiborne	1970 (5-6-0)	Jerry Green,
		Pete Dawyot,
		Steve Bocko
C.E. Coffey	1971 (4-7-0)	Jim Pigninelli,
C.E. Coffey	1972 (6-4-1)	Perry Tiberio
C.E. Coffey	1973 (2-9-0)	Game Captains
Jimmy Sharpe	1974 (4-7-0)	Game Captains
		Randy Vey,
Jimmy Sharpe	1975 (8-3-0)	Charlie Martin
		Doug Thacker,
		Phil Rogers
Jimmy Sharpe	1976 (6-5-0)	Paul Adams,
		Mitchael Barnes,
Jimmy Sharpe	1977 (3-7-1)	Tom Beasley
		Rick Razzano,
		Roscoe Coles,
		Bill Houseright,
		George Roberts
Bill Dooley	1978 (4-7-0)	Dennis Scott,
Bill Dooley	1979 (5-6-0)	Chip Keatley
		Kenny Lewis,
		Mickey Fitzgerald,
		Mike Faulkner,
Bill Dooley	1980 (8-4-0)	Danny Hill
		Sidney Snell,
		Paul Davis,
Bill Dooley	1981 (7-4-0)	Lewis Stuart
		Steve Casey,
Bill Dooley	1982 (7-4-0)	Robert Brown
		Padro Phillips,
		Rick Miley,
Bill Dooley	1983 (9-2-0)	Mark Udinski
		Mike Johnson,
Bill Dooley	1984 (8-4-0)	Tony Paige
		Ashley Lee,
Bill Dooley	1985 (6-5-0)	Bruce Smith,
		Joe Jones
Bill Dooley	1986 (10-1-1)*	Kent Thomas,
		Rainer Coleman
Bill Dooley	1987 (2-9-0)	Maurice Williams,
		Curtis Taliaferro
Frank Beamer	1988 (3-8-0)	Erik Chapman,
		Steve Johnson,
		Kevin Keffe,
		Carter Wiley
		Todd Grantham,
		Randy Cockrell,
		Scott Hill,
		Horacio Moronta,
		Bobby Martin

Coach	Year (W-L-T)	Captain(s)
Frank Beamer	1989 (6-4-1)	Scott Hill,
		Randy Cockrell,
		Bobby Martin,
		Brian McCall
Frank Beamer	1990 (6-5-0)	Nick Cullen,
		Jimmy Whitten,
		Archie Hopkins,
		Al Chamblee
Frank Beamer	1991 (5-6)	Phil Bryant,
		Eugene Chung,
		William Boatwright,
		Wooster Pack
Frank Beamer	1992 (2-8-1)	Mark Poindexter,
		Rusty Pendleton,
		Melendez Byrd,
		Jerome Preston
Frank Beamer	1993 (9-3)	Jim Pyne,
		Tyronne Drakeford,
		John Burke,
		Joe Swarm,
		Bernard Basham
Frank Beamer	1994 (8-4)	Ken Brown,
		Maurice DeShazo,
		Antonio Freeman,
		Damien McMahon,
		Ranall White
Frank Beamer	1995 (10-2)	J.C. Price,
		George DelRocco,
		Hank Coleman,
		Mike Bianchin,
		Jermaine Holmes
Frank Beamer	1996 (10-2)	Jim Druckenmiller,
		Billy Conaty,
		Myron Newsome,
		Cornell Brown,
		Waverly Jackson,
		Brandon Semones
Frank Beamer	1997 (7-5)	Gennaro DiNapoli,
		Kerwin Hairston,
		Ken Oxendine,
		Marcus Parker,
		Steve Tate,
		Todd Washington
Frank Beamer	1998 (9-3)	Al Clark,
		Pierson Prioleau,
		Keion Carpenter,
		Derek Smith,
		Dwight Vick
Frank Beamer	1999 (11-1)	Corey Moore,
		Keith Short,
		Michael Hawkes,
		Anthony Midget,
		John Engelberger

* Includes a forfeit by Temple.

Coaching Records

(Listed in order of number of victories)

Name	Seasons	W	L	T	Pct.	Years
Frank Beamer	13	88	60	2	.587	1987-
Bill Dooley	9	†64	37	1	.632	1978-86
Jerry Claiborne	10	61	39	2	.608	1961-70
Frank Moseley	10	54	42	4	.560	1951-60
H.B. Redd	9	43	37	8	.534	1932-40
Branch Bocock	6	34	14	2	.680	1909-10;
						1912-15
Ben Cabbage	5	30	12	6	.688	1921-25
Andy Gustafson	4	22	13	1	.625	1926-29
Jimmy Sharpe	4	21	22	1	.489	1974-77
Charles Bernier	3	18	6	1	.740	1917-19
C.P. Miles	2	14	3	2	.737	1905-06
James Kitts	3	13	13	3	.500	1941;
						1946-47
Charlie Coffey	3	12	20	1	.379	1971-73
A.C. Jones	2	9	4	1	.679	1895-96
H.M. McEver §	2	9	8	1	.528	1942 &
						1945
O.E. Neale	2	8	7	3	.528	1930-31
C.R. Williams	1	7	2	0	.778	1907

Name	Seasons	W	L	T	Pct.	Years
Jack Ingersell	1	7	2	0	.778	1916
A.B. Morrison, Jr.	1	6	1	0	.857	1901
L.W. Reiss	1	6	1	2	.778	1911
C.A. Lueder	1	5	1	0	.833	1903
Charles Firth	1	5	2	0	.714	1897
John C. O'Conner	1	5	3	0	.625	1904
R.M. Brown	1	5	4	0	.556	1908
J.A. Massie	1	4	1	0	.800	1894
James Morrison	1	4	1	0	.800	1899
Stanley Sutton	1	4	6	0	.400	1920
J.L. Ingles	1	3	2	0	.600	1898
R.R. Brown	1	3	2	1	.583	1902
Dr. Davis	1	3	3	1	.500	1900
E.A. Smyth	2	1	3	0	.250	1892-93
Robert McNeish	3	1	25	3	.086	1948-50

† Includes a forfeit by Temple during the 1986 season.

§ Shared head coaching duties with S.D. Tilson in 1942 when team finished 7-2-1.

Year-by-Year Scores & Results

1890

1892 (1-1)

Coach: E.A. Smyth

O 21 hW 14- 0 St. Albans
O 29 aL 0-10 St. Albans
VT 14-20

1893 (0-2)

Coach: E.A. Smyth

O 21 aL 0- 6 Emory & Henry
N 11 nL7 6-34 Randolph-Macon
VT 6-40

1894 (4-1)

Coach: Joseph Massie

O 20 hW 16- 0 Emory & Henry
O 29 hW 36- 0 Roanoke College
N 10 hW 42- 0 St. Albans
N 17 aW 12- 0 St. Albans
N 30 nL8 6-10 VMI
VT 112-10

1895 (4-2)

Coach: A.C. Jones

O 05 aL 0-38 Virginia
O 12 hW 12- 0 St. Albans
O 26 aW 30- 0 W&L
N 09 aW 16- 2 Roanoke YMCA
N 16 nL9 5-32 UNC
N 28 nW3 6- 4 VMI
VT 69-76

1896 (5-2-1)

Coach: A.C. Jones

O 10 hW 20- 0 Alleghany Inst.
O 20 hW 12- 0 Roanoke College
O 24 nT10 0- 0 UNC
O 31 aL 0-44 Virginia
N 02 nW3 46- 0 Hampden-Sydney
N 14 aL 4- 6 Tennessee
N 16 nW11 52- 0 Maryville College
N 26 nW1 24- 0 VMI
VT 158-50

1897 (5-2)

Coach: Charles Firth

O 16 hW 54- 0 King College
O 30 nW10 4- 0 UNC
N 02 hW 41- 0 Roanoke College
N 06 nL4 4-18 Maryland
N 13 aW 36- 0 Richmond
N 15 aW 10- 0 Hampden-Sydney
N 25 nL1 0-18 Tennessee
VT 149-36

1898 (3-2)

Coach: J. Lewis Ingles

N 04 nL5 6-28 UNC
N 05 aW 17- 0 Guilford
N 07 nL3 0-23 Maryland
N 11 hW 58- 0 King College
N 12 hW 29- 0 Bellevue
VT 110-51

1899 (4-1)

Coach: James Morrison

O 13 hW 21- 0 St. Albans
O 27 aW 5- 0 Tennessee
N 11 aL 0-28 Virginia
N 18 nW1 45- 0 Roanoke College
N 25 nW1 35- 0 W&L
VT 106-28

**Coach
Branch Bocock**

1900

1900 (3-3-1)

Coach: Dr. Davis

O 06 hW 21- 0 St. Albans
O 20 aW 16- 6 St. Albans
O 25 aW 18- 2 N.C. State
O 27 aT 0- 0 UNC
N 14 aL 5-17 Virginia
N 24 nL9 5-12 Clemson
N 25 nL1 0- 5 VMI
VT 65-42

1901 (6-1)

Coach: A.B. Morrison

S 28 aW 16- 0 Roanoke College
O 12 hW 11- 0 W&L
O 19 aW 32- 6 Georgetown
O 26 hL 0-16 Virginia
O 31 nW12 17- 11 Clemson
N 16 nW2 18- 0 Maryland
N 28 nW4 21- 0 VMI
VT 115-33

1902 (3-2-1)


Coach: R.R. Brown

O 11 nL3 0- 6 W&L
O 18 hW 11- 6 N.C. State
O 25 nT1 0- 0 UNC
N 08 hW 28- 0 Georgetown
N 15 aL 0- 6 Virginia
N 27 nW4 50- 5 VMI
VT 89-23

1903 (5-1)

Coach: C. A. Lueder

O 14 hW 29- 0 St. Albans
O 17 hW 21- 0 N.C. State
O 24 nL2 0-21 Virginia
N 07 nW4 21- 0 UNC
N 21 aW 11- 0 Navy
N 25 nW1 26- 0 Davidson
VT 108-21



1904 (5-3)

Coach: John O'Connor

O 01 hW 18- 0 Richmond
O 07 hW 24- 0 W&L
O 12 hW 32- 0 Nashville
O 22 hW 30- 0 Wm & Mary
O 29 hL 0- 6 UNC
N 05 nL2 0- 5 Virginia
N 19 aL 0-11 Navy
N 24 nW1 17- 5 VMI
VT 121-27

1905 (9-1)

Coach: C.P. Miles

S 30 hW 86- 0 Roanoke College
O 06 hW 12- 0 Cumberland
O 14 aW 16- 6 Army
O 21 hW 56- 0 Gallaudet
O 28 nW2 35- 6 UNC
N 04 aW 11- 0 Virginia
N 11 hW 15- 0 W&L
N 18 nW1 34- 0 South Carolina
N 25 aL 6-12 Navy
N 30 nW2 34- 0 VMI
VT 305-24

1906 (5-2-2)

Coach: C.P. Miles

O 06 nW1 12- 0 Wm & Mary
O 08 hW 28- 0 Wm & Mary
O 13 aT 0- 0 Clemson
O 27 nT2 0- 0 UNC
N 03 hW 18- 0 Roanoke College
N 10 nL4 0-10 Bucknell
N 17 hW 10- 0 Davidson
N 24 aL 0- 5 Navy
N 29 nW2 6- 0 N.C. State
VT 74-15

1907 (7-2)

Coach: C.R. Williams

O 05 hW 33- 0 Roanoke College
O 12 hW 18- 0 Hampden-Sydney
O 19 nW3 5- 0 W&L

O 20 nL1 5-12 Davidson
N 02 nW2 20- 0 Georgetown
N 09 nW1 22- 0 VMI
N 16 hW 34- 0 G-W
N 23 aL 0-12 Navy
N 28 nW2 20- 6 UNC
VT 157-30

1908 (5-4)

Coach: R.M. Brown

O 03 hW 50- 0 Hampden-Sydney
O 10 aW 6- 0 Clemson
O 17 aL 4-10 Princeton
O 24 nW1 10- 0 VMI
O 31 nW3 15- 4 W&L
N 10 nW2 10- 0 UNC
N 14 hL 0- 6 G-W
N 21 aL 4-15 Navy
N 26 nL4 5- 6 N.C. State
VT 104-41

1909 (6-1)

Coach: Branch Bocock

O 02 hW 6- 0 Clemson
O 13 aL 6- 8 Princeton
O 23 aW 52- 0 Richmond
O 30 nW3 34- 6 W&L
N 06 nW2 15- 0 UNC
N 13 aW 17- 8 G-W
N 25 nW4 18- 5 N.C. State
VT 148-27

1910

1910 (6-2)

Coach: Branch Bocock

O 01 hW 18- 0 Hampden-Sydney
O 05 hW 16- 6 Davidson
O 15 hW 13- 0 Western Md.
O 22 aL 0- 3 Navy
O 29 nW1 23- 0 W&L
N 05 nW2 20- 0 UNC
N 12 nW3 16- 5 G-W
N 24 nL4 3- 5 N.C. State
VT 109-19

1911 (6-1-2)

Coach: L.W. Reiss

S 30 hW 16- 0 Hampden-Sydney
O 06 nW4 12- 0 Maryland
O 14 aL 0-33 Yale
O 21 hW 94- 0 Roanoke College
O 28 nT1 5- 5 W&L
N 04 nT2 0- 0 UNC
N 11 hW 36-11 Tennessee
N 18 hW 10- 3 Morris Harvey
N 30 nW4 3- 0 N.C. State
VT 176-52

1912 (5-4)

Coach: Branch Bocock

S 30 hW 40- 0 Roanoke College
O 05 hW 42- 7 Hampden-Sydney
O 12 aL 0-31 Princeton
O 19 hW 44- 0 Western Md.
O 26 nW19 26- 0 UNC
N 02 hL 0-10 MCV
N 09 nL1 6-20 W&L
N 16 hW 41- 0 West Virginia
N 28 aL 3-24 Georgetown
VT 202-92

Continued on next page

**Coach
B.C. Cubbage**

Year-by-Year Results

Continued from previous page

1913 (7-1-1)

Coach: Branch Bocock

S 27	hW	26-	0	Roanoke College
O 04	hW	14-	0	Hampden-Sydney
O 11	hW	34-	13	Mississippi
O 18	hW	20-	12	VPI Stars
O 25	nW5	14-	7	UNC
N 01	nL1	0-	21	W&L
N 08	hW	47-	0	Marshall
N 15	hW	14-	0	Morris Harvey
N 27	nT1	6-	6	VMI
VT 175-59				

1914 (6-2-1)

Coach: Branch Bocock

S 26	hW	35-	0	King College
O 03	hW	13-	0	Randolph-Macon
O 10	hW	22-	0	Hampden-Sydney
O 17	nL16	0-	13	W. Va. Wesleyan
O 24	hT	7-	7	Roanoke College
O 31	nL1	6-	7	W&L
N 07	hW	54-	6	Marshall
N 14	nW1	3-	0	N.C. State
N 26	nW1	3-	0	VMI
VT 143-33				

1915 (4-4)

Coach: Branch Bocock

S 26	hW	26-	0	Roanoke College
O 02	hW	19-	3	Randolph-Macon
O 09	hW	19-	0	Hampden-Sydney
O 16	nL1	0-	13	W&L
O 23	aL	0-	20	Navy
O 30	aL	0-	45	Cornell
N 13	aL	0-	19	West Virginia
N 25	nW1	27-	9	VMI
VT 91-109				

1916 (7-2)

Coach: Jack Ingersoll

S 30	hW	13-	0	Richmond
O 07	hW	10-	0	Hampden-Sydney
O 14	nL16	0-	20	West Virginia
O 20	aL	0-	19	Yale
O 28	nW4	40-	0	N.C. State
N 04	nW1	14-	7	UNC
N 11	hW	52-	0	Wake Forest
N 18	hW	41-	0	Roanoke College
N 30	nW1	23-	14	VMI
VT 193-60				

1917 (6-2-1)

Coach: Charles Bernier

O 06	hW	12-	0	Hampden-Sydney
O 13	hW	59-	6	Emory & Henry
O 20	hW	13-	7	Davidson
O 27	aL	0-	28	Georgetown
N 03	hW	50-	0	Wake Forest
N 10	nL13	3-	27	West Virginia
N 17	nT4	7-	7	N.C. State
N 24	hW	70-	0	Roanoke College
N 29	nW1	6-	0	VMI
VT 220-75				

1918 (7-0)

Coach: Charles Bernier

O 19	hW	30-	0	Belmont Ath. Club
O 26	hW	33-	6	Camp Humphreys
N 02	nW1	13-	0	W&L
N 09	hW	27-	0	Wake Forest
N 16	nW4	25-	0	N.C. State
N 23	aW	18-	7	UNC
N 28	nW1	6-	0	VMI
VT 152-13				

1919 (5-4)

Coach: Charles Bernier

O 04	hW	13-	0	Hampden-Sydney
O 11	hW	21-	0	Richmond
O 18	aL	7-	33	Georgetown
O 25	aW	6-	0	Maryland
N 01	nL3	0-	3	W&L
N 08	hW	40-	0	Wake Forest
N 15	nL4	0-	3	N.C. State
N 22	hW	99-	0	Emory & Henry
N 27	nL1	0-	13	VMI
VT 186-52				

1920

1920 (4-6)

Coach: Stanley Sutton

S 25	hW	35-	0	Hampden-Sydney
O 02	hW	21-	0	Wm & Mary
O 09	hW	75-	6	Emory & Henry
O 16	aL	6-	19	Rutgers
O 23	hL	0-	7	Maryland
O 30	nL3	0-	13	W&L
N 06	aW	21-	0	Richmond
N 11	nL4	6-	14	N.C. State
N 20	nL17	0-	28	Centre
N 25	nL1	7-	24	VMI
VT 171-111				

1921 (7-3)

Coach: B.C. Cabbage

S 24	hW	14-	6	Hampden-Sydney
O 01	hW	14-	0	Wm & Mary
O 08	aL	0-	14	Centre
O 15	aW	34-	0	Richmond
O 22	nL18	7-	10	Maryland
O 29	nL3	0-	3	W&L
N 05	hW	54-	7	Morris Harvey
N 11	nW4	7-	3	N.C. State
N 19	hW	35-	0	Roanoke College
N 24	nW1	26-	7	VMI
VT 191-50				

1922 (8-1-1)

Coach: B.C. Cabbage

S 23	hW	38-	0	Hampden-Sydney
S 30	hW	25-	0	King College
O 07	hW	20-	6	Wm & Mary
O 14	nL2	6-	10	Centre
O 21	aT	7-	7	Davidson
O 28	hW	73-	0	Catholic U.
N 04	hW	21-	0	Maryland
N 11	nW4	24-	0	N.C. State
N 18	nW3	41-	6	W&L
N 30	nW1	7-	3	VMI
VT 262-32				

1923 (6-3)

Coach: B.C. Cabbage

S 29	hW	29-	0	Hampden-Sydney
O 06	hW	7-	0	Davidson
O 13	aL	17-	21	3rd Corps Area
O 20	nW18	16-	7	Maryland
O 27	nL3	0-	12	W&L
N 03	hW	25-	6	Clemson
N 10	nW4	16-	0	N.C. State
N 17	aW	6-	3	Virginia
N 29	nL1	0-	6	VMI
VT 116-55				

1924 (4-2-3)

Coach: B.C. Cabbage

S 27	hW	28-	0	Richmond
O 04	hW	10-	0	Hampden-Sydney
O 11	nT2	0-	0	Auburn
O 17	nW18	12-	0	Maryland
O 25	nT3	0-	0	W&L
N 01	aW	50-	6	Clemson
N 08	aL	3-	6	N.C. State
N 15	hL	0-	6	Virginia
N 27	nT1	0-	0	VMI
VT 103-18				

1925 (5-3-2)

Coach: B.C. Cabbage

S 19	hW	10-	0	Lynchburg College
S 26	hT	0-	0	Roanoke College
O 03	hW	13-	3	Hampden-Sydney
O 10	aL	0-	19	Auburn
O 17	nW18	3-	0	Maryland
O 24	nL3	0-	20	W&L
O 31	nW2	6-	0	South Carolina
N 07	hT	0-	0	N.C. State
N 14	aL	0-	10	Virginia
N 26	nW1	7-	0	VMI
VT 39-52				

1926 (5-3-1)

Coach: A.F. Gustafson

S 25	hW	47-	0	Roanoke College
O 02	hW	30-	0	Hampden-Sydney
O 09	aL	0-	21	Dartmouth
O 16	nW4	24-	8	Maryland
O 23	hW	6-	0	Virginia

O 30	aT	13-	13	Kentucky
N 06	nL2	0-	19	South Carolina
N 13	nL3	0-	13	W&L
N 25	nW1	14-	7	VMI
VT 134-81				

1927 (5-4)

Coach: A.F. Gustafson

S 24	hW	21-	2	Roanoke College
O 01	hW	13-	0	Hampden-Sydney
O 08	aW	6-	0	Colgate
O 15	nL4	7-	13	Maryland
O 22	aL	0-	7	Virginia
O 29	aL	13-	14	Chattanooga
N 05	nW2	35-	0	South Carolina
N 12	hW	21-	0	W&L
N 24	nL1	9-	12	VMI
VT 125-48				

1928 (7-2)

Coach: A.F. Gustafson

S 29	hW	34-	7	Roanoke College
O 06	hW	32-	7	Hampden-Sydney
O 13	aL	14-	35	Colgate
O 20	aW	16-	14	UNC
O 27	hW	54-	0	King College
N 03	nW4	9-	6	Maryland
N 10	hW	20-	0	Virginia
N 17	aW	13-	7	W&L
N 29	nL1	6-	16	VMI
VT 198-92				

1929 (5-4)

Coach: A.F. Gustafson

S 28	hW	19-	0	Roanoke College
O 05	hW	37-	6	Hampden-Sydney
O 12	aL	8-	14	Pennsylvania
O 19	nW2	25-	14	Wm & Mary
O 26	aL	13-	38	UNC
N 02	nW3	36-	6	W&L
N 09	aW	32-	12	Virginia
N 16	nL4	0-	24	Maryland
N 28	nL1	0-	14	VMI
VT 170-128				

1930

1930 (5-3-1)

Coach: O.E. Neale

S 24	hW	9-	0	Roanoke College
O 04	hL	21-	39	UNC
O 11	aL	0-	40	Vanderbilt
O 18	nW2	7-	6	Wm & Mary
O 25	aW	20-	19	Davidson
N 01	aT	0-	0	W&L
N 08	hW	34-	13	Virginia
N 15	nL4	7-	13	Maryland
N 27	nW1	24-	0	VMI
VT 122-130				

1931 (3-4-2)


Coach: O.E. Neale

S 26	hW	33-	0	King College
O 03	aL	0-	40	Georgia
O 10	hW	18-	6	Davidson
O 17	nT2	6-	6	Wm & Mary
O 24	aL	6-	20	Kentucky
O 31	hL	0-	20	Maryland
N 07	nL1	0-	6	W&L
N 14	aT	0-	0	Virginia
N 26	nW1	13-	6	VMI
VT 76-104				

1932 (8-1)

Coach: Henry B. Redd

S 24	hW	32-	7	Roanoke College
O 01	aW	7-	6	Georgia
O 08	aW	23-	0	Maryland
O 15	nW2	7-	0	Wm & Mary
O 22	hW	7-	0	Kentucky
O 29	aW	32-	6	W&L
N 05	aL	6-	9	Alabama
N 12	hW	13-	0	Virginia
N 24	nW1	26-	0	VMI
VT 153-28				



**Tech's Mac McEver
picks up yardage in
the 1929 game
against Virginia.**

1933 (4-3-3)**Coach: Henry B. Redd**

S 23	hW	7-	0	Roanoke College
S 30	aL	0-	27	Tennessee
O 07	nW4	14-	0	Maryland
O 14	nW2	13-	7	Wm & Mary
O 21	aW	7-	0	Richmond
O 28	hL	0-	12	South Carolina
N 04	hT	7-	7	W&L
N 11	aL	0-	27	Alabama
N 18	aT	6-	6	Virginia
N 30	nT1	0-	0	VMI

VT 54-86

1934 (5-5)**Coach: Henry B. Redd**

S 22	hW	21-	0	Roanoke College
S 29	aL	0-	34	Temple
O 06	hL	13-	20	Florida
O 13	nW2	6-	0	Wm & Mary
O 20	nL4	9-	14	Maryland
O 27	aL	7-	13	W&L
N 03	aL	0-	20	South Carolina
N 10	nW21	7-	6	N.C. State
N 17	hW	19-	6	Virginia
N 29	nW1	13-	0	VMI

VT 95-113

1935 (4-3-2)**Coach: Henry B. Redd**

S 21	hW	7-	0	Roanoke College
S 28	hL	7-	28	Clemson
O 05	nL23	0-	7	Maryland
O 12	nT2	0-	0	Wm & Mary
O 26	nW6	15-	0	W&L
N 02	hW	27-	0	South Carolina
N 09	nL21	0-	6	N.C. State
N 16	aT	0-	0	Virginia
N 28	nW1	12-	6	VMI

VT 68-47

1936 (5-5)**Coach: Henry B. Redd**

S 17	hW	16-	7	Roanoke College
S 26	aL	0-	20	Clemson
O 03	nL1	0-	6	Maryland
O 10	nW2	14-	0	Wm & Mary
O 17	aL	0-	14	South Carolina
O 24	aL	0-	13	N.C. State
O 31	hW	20-	7	Richmond
N 07	aL	0-	27	W&L
N 14	hW	7-	6	Virginia
N 26	nW1	6-	0	VMI

VT 63-100

1937 (5-5)**Coach: Henry B. Redd**

S 18	hW	27-	7	Roanoke College
S 25	nL15	0-	25	Duke
O 02	aL	0-	27	Tennessee
O 09	nL2	0-	12	Wm & Mary
O 16	aL	7-	13	N.C. State
O 23	hW	19-	7	W&L
O 30	hW	31-	0	Hampden-Sydney
N 06	aL	7-	12	Richmond
N 13	aW	14-	7	Virginia
N 25	nW1	12-	6	VMI

VT 117-116

1938 (3-5-2)**Coach: Henry B. Redd**

S 17	hW	33-	0	Emory & Henry
S 24	nL15	0-	18	Duke
O 01	aL	0-	39	Army
O 08	nW2	27-	0	Wm & Mary
O 15	hL	6-	14	Virginia
O 22	aL	0-	6	W&L
O 29	hW	7-	0	N.C. State
N 05	aL	0-	7	UNC
N 11	aT	0-	0	Richmond
N 24	nT1	2-	2	VMI

VT 75-86



Coach Jerry Claiborne (seated at right) guided Tech to the Southern Conference Championship in 1963.

1939 (4-5-1)**Coach: Henry B. Redd**

S 23	hW	26-	0	Randolph-Macon
S 30	aL	0-	20	Marshall
O 07	nL4	6-	13	UNC
O 14	nT2	6-	6	Wm & Mary
O 21	hW	28-	0	Centre
O 28	nL3	0-	6	W&L
N 04	hW	20-	7	Furman
N 11	aL	0-	13	Richmond
N 18	aW	13-	0	Virginia
N 30	nL1	7-	19	VMI

VT 106-84

1945 (2-6)**Coach: H.M. McEver**

O 06	nL1	0-	14	UNC
O 13	nL2	0-	38	Wm & Mary
O 20	hW	21-	13	Maryland
O 27	nL1	13-	31	Virginia
N 03	aL	0-	6	N.C. State
N 10	aL	0-	35	Clemson
N 17	hW	44-	6	Richmond
N 22	nL1	0-	7	VMI

VT 78-150

1946 (3-4-3)**Coach: James R. Kitts**

S 28	aT	14-	14	UNC
O 05	nT1	21-	21	Virginia
O 12	aL	0-	49	Wm & Mary
O 18	aL	0-	6	Maryland
O 26	hW	14-	6	N.C. State
N 02	hL	7-	14	Clemson
N 09	nW3	13-	7	W&L
N 16	aT	7-	7	Richmond
N 28	nW1	20-	7	VMI

VT 96-131

Sun Bowl

(Jan. 1, 1947 at El Paso, Texas)
nL VT 6-18 Cincinnati

1947 (4-5)**Coach: James R. Kitts**

S 27	hW	20-	6	Furman
O 04	nL1	7-	41	Virginia
O 11	nL2	7-	21	Wm & Mary
O 18	aL	0-	40	Army
O 25	hL	19-	21	Maryland
O 31	aW	42-	6	G-W
N 08	nW3	27-	14	W&L
N 15	hW	26-	14	Richmond
N 27	nL1	14-	28	VMI

VT 162-191

1948 (0-8-1)**Coach: Robert C. McNeish**

S 25	hL	0-	13	G-W
O 02	nL1	0-	28	Virginia
O 09	nL18	0-	28	Maryland
O 16	hL	0-	30	Wm & Mary
O 23	nL1	0-	7	Duke
O 30	aL	7-	49	Army
N 06	nL3	7-	14	W&L
N 13	aT	7-	7	Richmond
N 25	nL1	7-	33	VMI

VT 28-209

1949 (1-7-2)**Coach: Robert C. McNeish**

S 17	nL22	14-	33	Quantico
------	------	-----	----	----------

1940

1940 (5-5)**Coach: Henry B. Redd**

S 21	hW	34-	12	Catawba
S 28	aL	7-	13	Marshall
O 05	hL	7-	13	Richmond
O 12	nL2	13-	20	Wm & Mary
O 19	aL	4-	46	Georgetown
O 26	nW3	21-	0	W&L
N 02	nW4	6-	0	Virginia
N 09	hW	38-	21	Furman
N 16	aW	10-	6	Centre
N 21	nL1	0-	14	VMI

VT 140-145

1941 (6-4)**Coach: James R. Kitts**

S 20	hW	22-	2	Catawba
S 27	nL17	14-	37	Kentucky
O 04	hW	3-	0	Georgetown
O 11	nL2	7-	16	Wm & Mary
O 18	aW	16-	0	Davidson
O 25	nW3	13-	3	W&L
N 01	nL4	0-	34	Virginia
N 08	nW5	14-	13	N.C. State
N 20	nL3	10-	15	VMI
N 29	hW	13-	0	Richmond

VT 112-120

1942 (7-2-1)**Coaches: S.D. Tilson/H.M. McEver**

S 19	hW	28-	14	Catawba
S 26	aW	7-	6	Furman
O 03	hL	7-	21	Wm & Mary
O 10	hW	16-	0	Davidson
O 17	nT1	21-	21	Kentucky
O 24	nW3	19-	6	W&L
O 31	nW4	20-	14	Virginia
N 07	aW	16-	7	Richmond
N 14	aL	7-	19	Army
N 26	nW1	20-	6	VMI

VT 161-114

S 24	hL	7-	34	Maryland
O 01	aL	13-	39	Wm & Mary
O 08	nL1	0-	26	Virginia
O 15	hL	14-	24	G-W
O 22	aL	7-	55	Duke
O 29	nL4	13-	14	N.C. State
N 05	nT3	6-	6	W&L
N 12	aW	28-	13	Richmond
N 24	nT1	28-	28	VMI

VT 130-272

1950

1950 (0-10)**Coaches: Robert C. McNeish/ Allan M. Learned**

S 30	hL	21-	61	Quantico
O 07	nL1	6-	45	Virginia
O 13	aL	7-	42	G-W
O 21	hL	0-	54	Wm & Mary
O 28	aL	6-	34	N.C. State
N 04	aL	7-	25	W&L
N 11	hL	12-	32	Richmond
N 18	nL5	6-	47	Duke
N 23	nL1	0-	27	VMI
D 02	aL	7-	63	Maryland

VT 72-430

1951 (2-8)**Coach: Frank O. Moseley**

S 15	nW6	18-	12	Marshall
S 29	hL	20-	32	Davidson
O 06	nL1	0-	33	Virginia
O 12	nL22	13-	38	G-W
O 20	nL4	6-	55	Duke
O 27	hL	14-	19	N.C. State
N 03	nL2	0-	60	W&L
N 10	aL	7-	28	Wm & Mary
N 17	hW	20-	14	Richmond
N 22	nL1	7-	20	VMI

VT 105-311

1952 (5-6)**Coach: Frank O. Moseley**

S 13	nW6	19-	14	Marshall
S 20	aW	27-	14	Davidson
S 27	aW	14-	7	The Citadel
O 04	nL1	0-	42	Virginia
O 11	aL	0-	33	Alabama
O 18	hL	0-	6	G-W
O 25	aL	27-	34	W&L
N 01	aW	20-	2	Richmond
N 08	hL	15-	35	Wm & Mary
N 15	aL	7-	27	West Virginia
N 27	nW1	26-	7	VMI

VT 155-221

1953 (5-5)**Coach: Frank O. Moseley**

S 19	nW6	7-	0	Marshall
S 26	aW	20-	6	Virginia
O 03	aL	13-	20	Rutgers
O 10	hW	21-	7	Richmond
O 17	aL	7-	13	Wm & Mary
O 24	hW	32-	12	W&L
O 30	nW1	22-	0	The Citadel
N 07	nL6	7-	12	West Virginia
N 13	aL	0-	26	Miami (Fla.)
N 26	nL1	13-	28	VMI

VT 142-124

1954 (8-0-1)**Coach: Frank O. Moseley**

S 18	hW	30-	21	N.C. State
S 25	nW2	32-	0	Wake Forest
O 02	aW	18-	7	Clemson
O 16	aW	19-	12	Richmond
O 23	nW1	6-	0	Virginia
O 30	hT	7-	7	Wm & Mary
N 05	aW	20-	13	G-W
N 13	hW	20-	6	Waynesburg
N 25	nW1	46-	9	VMI

VT 198-75

Continued on next page



Linebacker Rick Razzano (38)
covered a lot of ground for
Tech in the mid-1970s.



Year-by-Year Results

Continued from previous page

1955 (6-3-1)

Coach: Frank O. Moseley

S 17	aL	0-13	Wake Forest
S 24	aW	33-0	Pennsylvania
O 01	aW	14-7	Wm & Mary
O 08	aW	24-20	Florida State
O 15	hT	7-7	Richmond
O 22	nW1	17-13	Virginia
O 29	hL	7-13	G-W
N 05	nL1	16-21	Clemson
N 12	nW6	34-26	N.C. State
N 24	nW1	39-13	VMI
VT 191-133			

1956 (7-2-1)

Coach: Frank O. Moseley

S 15	nW6	37-2	East Carolina
S 22	aL	14-21	Tulane
S 29	nW4	35-6	N.C. State
O 06	aW	20-7	Florida State
O 13	hW	34-7	Wm & Mary
O 20	aW	46-14	Richmond
O 27	nW1	14-7	Virginia
N 03	aL	6-21	Clemson
N 10	hT	13-13	Wake Forest
N 22	nW1	45-0	VMI
VT 264-98			

1957 (4-6)

Coach: Frank O. Moseley

S 20	aW	14-13	Tulane
S 28	aL	0-14	West Virginia
O 05	aL	7-13	Wm & Mary
O 12	hW	21-14	Villanova
O 19	nL2	7-38	Virginia
O 26	aL	7-20	Florida State
N 02	hW	42-7	Richmond
N 09	aW	10-3	Wake Forest
N 16	nL1	0-12	N.C. State
N 28	nL1	6-14	VMI
VT 114-148			

1958 (5-4-1)

Coach: Frank O. Moseley

S 20	nW1	28-12	West Texas State
S 27	nL4	6-13	Wake Forest
O 04	hW	27-15	Wm & Mary
O 11	nW1	22-13	Virginia
O 18	aL	0-28	Florida State
O 25	nL2	20-21	West Virginia
N 01	aT	14-14	N.C. State
N 08	hW	27-23	Richmond
N 15	aL	0-41	Southern Miss
N 27	nW1	21-16	VMI
VT 165-196			

1959 (6-4)

Coach: Frank O. Moseley

S 19	nL4	13-15	N.C. State
S 26	aL	18-27	Wake Forest
O 03	nW1	20-14	Wm & Mary
O 10	hL	6-7	Florida State
O 17	nW2	40-14	Virginia
O 24	aW	24-14	Villanova
O 31	hW	51-29	Richmond
N 07	aW	26-21	West Texas State
N 14	aW	12-0	West Virginia
N 26	nL1	12-37	VMI
VT 222-178			

1960

1960 (6-4)

Coach: Frank O. Moseley

S 17	aL	14-29	N.C. State
S 24	nW2	15-0	West Virginia
O 01	aL	7-13	Clemson
O 08	hW	22-13	Wake Forest
O 15	aW	27-0	Wm & Mary
O 22	nW1	40-6	Virginia
O 29	aW	20-0	Richmond
N 05	hL	7-9	Davidson
N 11	aL	8-21	G-W
N 24	nW1	13-12	VMI
VT 173-103			

1961 (4-5)

Coach: Jerry Claiborne

S 16	nW1	20-6	Wm & Mary
O 07	aL	0-28	West Virginia
O 14	aL	14-27	Tulane
O 21	nW1	20-0	Virginia
O 28	hW	10-7	Florida State
N 04	aL	0-11	Richmond
N 11	aL	15-24	Wake Forest
N 17	hW	14-3	G-W
N 23	nL1	0-6	VMI
VT 93-112			

1962 (5-5)

Coach: Jerry Claiborne

S 15	aL	0-3	Wm & Mary
S 22	nW1	15-14	G-W
S 29	nL2	0-14	West Virginia
O 06	nW1	20-15	Virginia
O 13	hW	13-7	Richmond
O 20	aL	12-20	Army
O 27	aL	7-20	Florida State
N 03	aW	24-22	Tulane
N 10	hW	37-8	Wake Forest
N 22	nL1	9-14	VMI
VT 137-137			

1963 (8-2)

Coach: Jerry Claiborne

S 21	aL	14-33	Kentucky
S 28	aW	27-0	Wake Forest
O 05	nW1	10-0	Virginia
O 11	aW	22-8	G-W
O 19	hW	28-13	Wm & Mary
O 26	aW	31-23	Florida State
N 02	aW	14-13	Richmond
N 09	aL	7-13	N.C. State
N 16	aW	28-3	West Virginia
N 28	nW1	35-20	VMI
VT 216-126			

1964 (6-4)

Coach: Jerry Claiborne

S 19	aW	18-14	Tampa
S 26	nL1	21-38	Wake Forest
O 03	aL	17-20	Virginia
O 10	hW	33-0	G-W
O 17	hL	10-23	West Virginia
O 24	hW	20-11	Florida State
O 31	aW	27-20	Wm & Mary
N 07	hW	28-19	N.C. State
N 14	aL	15-20	Syracuse
N 26	nW1	35-13	VMI
VT 224-178			

1965 (7-3)

Coach: Jerry Claiborne

S 18	nW1	12-3	Wake Forest
S 25	aW	25-7	Richmond
O 02	hW	9-7	Wm & Mary
O 09	aW	17-12	G-W
O 16	aL	10-21	Vanderbilt
O 23	hW	22-14	Virginia
O 30	aL	6-7	Florida State
N 06	aL	22-31	West Virginia
N 13	hW	21-19	Villanova
N 25	nW1	44-13	VMI
VT 188-134			

1966 (8-2-1)

Coach: Jerry Claiborne

S 17	aL	0-13	Tulane
S 24	hW	49-0	G-W
O 01	hT	13-13	West Virginia
O 08	aW	7-0	Kentucky
O 15	nW2	21-6	Vanderbilt
O 22	aW	24-7	Virginia
O 29	hW	23-21	Florida State
N 05	aW	11-0	Wake Forest
N 12	aW	20-18	Wm & Mary
N 24	nW1	70-12	VMI
VT 238-90			

Liberty Bowl

(Dec. 10, 1966 at Memphis, Tenn.)
nL VT 7-14 Miami (Fla.)

1967 (7-3)

Coach: Jerry Claiborne

S 16	aW	13-3	Tampa
S 23	hW	31-7	Wm & Mary
S 30	aW	15-3	Kansas State
O 07	hW	3-0	Villanova
O 14	aW	24-14	Kentucky
O 21	hW	45-14	Richmond
O 28	aW	20-7	West Virginia
N 04	hL	7-14	Miami (Fla.)
N 11	aL	15-38	Florida State
N 23	nL1	10-12	VMI
VT 183-112			

1968 (7-4)

Coach: Jerry Claiborne

S 21	nL14	7-14	Alabama
S 28	aW	12-0	Wm & Mary
O 05	hL	19-34	Kansas State
O 12	hW	7-6	Wake Forest
O 18	aL	8-13	Miami (Fla.)
O 26	hW	27-12	West Virginia
N 02	aW	40-22	Florida State
N 09	hW	31-18	Richmond
N 16	aW	17-6	South Carolina
N 28	nW1	55-6	VMI
VT 223-131			

Liberty Bowl

(Dec. 14, 1968 at Memphis, Tenn.)
nL VT 17-34 Mississippi

1969 (4-5-1)

Coach: Jerry Claiborne

S 20	hL	13-17	Alabama
S 27	aL	10-16	Wake Forest
O 04	aL	10-17	Richmond
O 11	hL	6-7	Kentucky
O 18	hL	16-17	South Carolina
O 25	aW	21-7	Buffalo
N 01	nW1	48-7	Wm & Mary
N 08	hT	10-10	Florida State
N 15	nW4	48-12	Duke
N 27	nW1	52-0	VMI
VT 234-110			

1970

1970 (5-6)

Coach: Jerry Claiborne

S 12	hL	0-7	Virginia
S 19	nL14	18-51	Alabama
S 26	hL	20-21	Memphis State
O 03	aL	7-24	South Carolina
O 10	aL	9-28	Wake Forest
O 17	hW	17-14	Tulsa
O 24	hW	31-14	Buffalo
O 31	aW	35-14	Wm & Mary
N 07	hW	34-7	Villanova
N 14	aL	8-34	Florida State
N 21	nW1	20-14	VMI
VT 199-228			

1971 (4-7)

Coach: Charlie Coffey

S 18	hL	VT 9-20	Wake Forest
S 25	aL	16-24	Okla. State
O 02	hL	3-17	Florida State
O 09	aL	39-46	Tulsa
O 16	hW	41-30	Wm & Mary
O 23	hW	37-29	Ohio Univ.
O 30	aL	27-33	Kentucky
N 06	aW	6-0	Virginia
N 13	aL	29-56	Houston
N 20	hL	8-17	Southern Miss
N 27	nW1	34-0	VMI
VT 249-272			

1972 (6-4-1)

Coach: Charlie Coffey

S 16	aL	20-24	Virginia
S 23	aL	15-27	Florida State
S 30	hW	13-10	SMU
O 07	hT	27-27	Houston

O 14 hW 34-32 Okla. State
O 21 aW 53-21 Ohio Univ.
O 28 nL2 16-17 Wm & Mary
N 04 hW 27-14 Southern Miss
N 11 hW 45-20 South Carolina
N 18 aL 13-52 Alabama
N 25 aW 44-9 Wake Forest
VT 307-253

1973 (2-9)

Coach: Charlie Coffey

S 08 hL 24-31 Wm & Mary
S 15 aL 26-31 Kentucky
S 22 aL 10-24 West Virginia
S 29 aL 6-37 SMU
O 06 hL 24-27 South Carolina
O 12 aL 27-54 Houston
O 20 hW 27-15 Virginia
O 27 aL 6-77 Alabama
N 03 aL 16-49 Memphis State
N 10 hW 36-13 Florida State
N 17 hL 21-22 VMI
VT 223-380

1974 (4-7)

Coach: Jimmy Sharpe

S 14 hL 7-38 Kentucky
S 21 aL 25-28 SMU
S 28 hL 12-49 Houston
O 05 nL2 17-22 VMI
O 12 aW 31-17 South Carolina
O 19 aL 27-28 Virginia
O 26 hW 41-7 Richmond
N 01 aL 7-14 Miami (Fla.)
N 09 aW 34-15 Wm & Mary
N 16 aW 56-21 Florida State
N 23 hL 21-22 West Virginia
VT 278-261

1975 (8-3)

Coach: Jimmy Sharpe

S 13 aL 8-27 Kentucky
S 20 aL 11-17 Kent State
S 27 hW 21-9 Richmond
O 04 aW 23-16 Auburn
O 11 hW 13-10 Florida State
O 18 hW 24-17 Virginia
O 25 aL 7-10 West Virginia
N 01 nW4 24-7 Wm & Mary
N 08 aW 34-28 Houston
N 15 hW 33-0 VMI
N 22 hW 40-10 Wake Forest
VT 238-151

1976 (6-5)

Coach: Jimmy Sharpe

S 04 aW 23-6 Wake Forest
S 11 aL 0-19 Texas A&M
S 18 hW 16-7 Southern Miss
O 02 hL 15-27 Wm & Mary
O 09 nW2 37-7 VMI
O 16 aW 14-10 Virginia
O 23 hW 42-14 Kent State
O 30 hW 24-7 West Virginia
N 06 hL 31-35 Tulsa
N 13 aL 0-16 Richmond
N 20 aL 21-28 Florida State
VT 223-176

1977 (3-7-1)

Coach: Jimmy Sharpe

S 17 hL VT 6-27 Texas A&M
S 24 aL 20-21 Memphis State
O 01 hL 13-31 Clemson
O 08 nW2 17-8 Wm & Mary
O 15 hT 14-14 Virginia
O 22 aL 14-17 Richmond
O 29 aL 0-32 Kentucky
N 05 hL 21-23 Florida State
N 12 aL 14-20 West Virginia
N 19 hW 28-10 Wake Forest
N 26 hW 27-7 VMI
VT 174-210

1978 (4-7)

Coach: Bill Dooley

S 09 hL 33-35 Tulsa
S 16 aW 28-6 Wake Forest
S 23 hL 7-18 Auburn
S 30 hW 22-19 Wm & Mary
O 07 aL 7-38 Clemson
O 14 hW 16-3 West Virginia
O 21 aL 7-17 Virginia
O 28 aL 0-35 Alabama
N 04 hL 0-28 Kentucky
N 11 aL 14-24 Florida State
N 18 hW 28-2 VMI
VT 162-225

1979 (5-6)

Coach: Bill Dooley

S 08 aW 15-14 Louisville
S 15 hW 41-32 Appalachian St.
S 22 hW 35-14 Wm & Mary
S 29 hL 10-17 Florida State
O 06 hL 14-19 Wake Forest
O 13 hL 0-21 Clemson
O 20 hW 34-0 Richmond
O 27 aL 7-31 Alabama
N 03 aL 23-34 West Virginia
N 10 aL 18-20 Virginia
N 17 hW 27-20 VMI
VT 224-222

1980

1980 (8-4)

Coach: Bill Dooley

S 06 aW 16-7 Wake Forest
S 13 hW 35-7 East Tenn. St.
S 20 hW 7-3 Wm & Mary
S 27 hW 38-6 James Madison
O 04 aL 10-13 Clemson
O 11 hW 34-7 Rhode Island
O 18 hW 30-0 Virginia
O 25 aL 7-18 Richmond
N 01 hW 34-11 West Virginia
N 08 aL 7-31 Florida State
N 15 nW4 21-6 VMI
VT 239-109

Peach Bowl

(Jan. 2, 1981 at Atlanta, Ga.)
nL VT 10-20 Miami (Fla.)

1981 (7-4)

Coach: Bill Dooley

S 12 hW 28-12 Richmond
S 19 hW 47-3 Wm & Mary
S 26 hW 30-14 Wake Forest
O 03 hW 17-13 Memphis State
O 10 aL 7-14 Duke
O 17 aL 6-27 West Virginia
O 24 hW 34-12 Appalachian St.
O 31 aW 29-3 Kentucky
N 14 aL 14-21 Miami (Fla.)
N 21 hL 0-6 VMI
N 28 aW 20-3 Virginia
VT 232-128

1982 (7-4)

Coach: Bill Dooley

S 04 aW 20-9 Richmond
S 18 hL 8-14 Miami (Fla.)
S 25 hW 47-3 Wm & Mary
O 02 hL 10-13 Wake Forest
O 09 aW 22-21 Duke
O 16 hL 6-16 West Virginia
O 23 hW 34-0 Appalachian St.
O 30 hW 29-3 Kentucky
N 13 aL 0-45 Vanderbilt
N 20 nW4 14-3 VMI
N 25 hW 21-14 Virginia
VT 211-141

1983 (9-2)

Coach: Bill Dooley

S 10 hL 6-13 Wake Forest
S 17 aW 17-10 Memphis State
S 24 hW 28-0 VMI
O 01 hW 31-0 Louisville
O 08 hW 27-14 Duke
O 15 aL 0-13 West Virginia
O 22 hW 38-0 Richmond
O 29 hW 59-21 Wm & Mary
N 05 aW 26-10 Tulane
N 12 hW 21-10 Vanderbilt
N 19 aW 48-0 Virginia
VT 301-91

1984 (8-4)

Coach: Bill Dooley

S 08 aW 21-20 Wake Forest
S 15 hL 7-14 West Virginia
S 22 hW 21-13 Richmond

S 29 hL 23-26 Virginia
O 06 nW4 54-7 VMI
O 13 hW 27-0 Duke
O 20 hW 38-14 Wm & Mary
O 27 aW 9-7 Temple
N 03 hW 13-6 Tulane
N 10 aL 10-17 Clemson
N 17 aW 23-3 Vanderbilt
VT 246-127

Independence Bowl

(Dec. 15, 1984 at Shreveport, La.)
nL VT 7-23 Air Force

1985 (6-5)

Coach: Bill Dooley

A 31 aL 14-31 Cincinnati
S 07 hL 14-24 Richmond
S 14 hL 17-20 Clemson
S 28 hW 24-14 Syracuse
O 05 aL 9-24 West Virginia
O 12 hW 40-10 Wm & Mary
O 19 aW 28-10 Virginia
O 26 aL 18-35 Florida
N 02 hW 31-10 Memphis State
N 09 hW 41-17 Louisville
N 16 aW 38-24 Vanderbilt
VT 274-219

1986 (10-1-1)*

Coach: Bill Dooley

S 06 hL 20-24 Cincinnati
S 13 aW 20-14 Clemson
S 20 aW 26-17 Syracuse
S 27 hW 37-10 East Tenn. St.
O 04 hW 13-7 West Virginia
O 11 hT 27-27 South Carolina
O 18 Fn4 13-29 Temple
O 25 hW 42-10 Virginia
N 01 hW 17-15 Kentucky
N 08 aW 17-10 Richmond
N 15 hW 29-21 Vanderbilt
VT 261-184

New Peach Bowl

(Dec. 31, 1986 at Atlanta, Ga.)
nW VT 25-24 N.C. State

*Temple forfeited game because of an ineligible player.

Continued on next page



Tech's defense swarms a Virginia ball-carrier during a 1986 victory over the Cavs.

Year-by-Year Results

Continued from previous page

1987 (2-9)

Coach: Frank Beamer

S 12	hL	10-22	Clemson
S 19	aL	13-14	Virginia
S 26	hL	21-35	Syracuse
O 03	hW	31-11	Navy
O 10	aL	10-40	South Carolina
O 17	hL	23-32	East Carolina
O 24	aL	38-57	Tulane
O 31	aL	7-14	Kentucky
N 07	aL	16-28	West Virginia
N 14	aL	13-27	Miami (Fla.)
N 21	hW	21-20	Cincinnati
VT 203-300			

1988 (3-8)

Coach: Frank Beamer

S 03	aL	7-40	Clemson
S 10	hW	27-16	East Carolina
S 17	aL	13-35	Southern Miss
S 24	aL	0-35	Syracuse
O 01	hL	10-22	West Virginia
O 08	hL	24-26	South Carolina
O 15	aW	41-14	Cincinnati
O 29	hL	10-16	Virginia
N 05	aL	3-13	Louisville
N 12	aL	14-41	Florida State
N 19	hW	27-6	James Madison
VT 176-264			

1989 (6-4-1)

Coach: Frank Beamer

S 02	hW	29-3	Akron
S 09	aT	17-17	South Carolina
S 16	hL	7-27	Clemson
S 23	hW	23-0	Temple
O 07	aW	12-10	West Virginia
O 14	hL	7-41	Florida State
O 21	aL	10-14	East Carolina
O 28	hW	30-13	Tulane
N 04	hW	18-0	Vanderbilt
N 11	aL	25-32	Virginia
N 18	aW	25-23	N.C. State
VT 203-180			

1990

1990 (6-5-0)

Coach: Frank Beamer

S 01	aL	13-20	Maryland
S 08	hW	21-7	Bowling Green
S 15	aW	24-23	East Carolina
S 22	hL	24-35	South Carolina
S 29	aL	28-39	Florida State
O 06	hW	26-21	West Virginia
O 20	aL	28-31	Temple
O 27	hW	20-16	Southern Miss
N 03	hW	20-16	N.C. State
N 10	aL	3-6	Georgia Tech
N 24	hW	38-13	Virginia
VT 245-227			

1991 (5-6)

Coach: Frank Beamer

A 31	hW	41-12	James Madison
S 07	aL	0-7	N.C. State
S 21	aL	21-28	South Carolina
S 28	aL	17-27	Oklahoma
O 05	aW	20-14	West Virginia
O 12	nL20	20-33	Florida State
O 19	hW	56-9	Cincinnati
O 26	hW	41-13	Louisville
N 09	hW	42-24	Akron
N 16	hL	17-24	East Carolina
N 23	aL	0-38	Virginia
VT 275-229			

1992 (2-8-1)

Coach: Frank Beamer

S 05	hW	49-20	James Madison
S 12	aL	27-30	East Carolina
S 19	aW	26-7	Temple
S 26	hL	7-16	West Virginia
O 10	aL	17-21	Louisville
O 17	hT	13-13	N.C. State
O 24	hL	23-43	Miami (Fla.)
O 31	aL	49-50	Rutgers
N 07	aL	9-28	Syracuse
N 14	hL	12-13	Southern Miss
N 21	hL	38-41	Virginia
VT 270-282			

1993 (9-3)

Coach: Frank Beamer

S 04	hW	33-16	Bowling Green
S 11	aW	63-21	Pittsburgh
S 18	aL	2-21	Miami (Fla.)
S 25	hW	55-28	Maryland
O 02	aL	13-14	West Virginia
O 16	hW	55-7	Temple
O 23	hW	49-42	Rutgers
O 30	hW	31-12	East Carolina
N 06	aL	34-48	Boston College
N 13	hW	45-24	Syracuse
N 20	aW	20-17	Virginia
VT 400-250			

Independence Bowl

(Dec. 31, 1993 at Shreveport, La.)
nW VT 45-20 Indiana

1994 (8-4)

Coach: Frank Beamer

S 03	hW	34-7	Arkansas State
S 10	aW	24-14	Southern Miss
S 17	aW	12-7	Boston College
S 22	hW	34-6	West Virginia
O 01	aL	20-28	Syracuse
O 08	hW	41-13	Temple
O 15	aW	27-20	East Carolina
O 22	hW	45-7	Pittsburgh
O 29	aL	3-24	Miami (Fla.)
N 12	hW	41-34	Rutgers
N 19	hL	23-42	Virginia
VT 304-202			

Gator Bowl

(Dec. 30, 1994 at Gainesville, Fla.)
nL VT 23-45 Tennessee

1995 (10-2)

Coach: Frank Beamer

S 07	hL	14-20	Boston College
S 16	hL	0-16	Cincinnati
S 23	hW	13-7	Miami (Fla.)
S 30	aW	26-16	Pittsburgh
O 07	aW	14-0	Navy
O 14	hW	77-27	Akron
O 21	aW	45-17	Rutgers
O 28	aW	27-0	West Virginia
N 04	hW	31-7	Syracuse
N 11	nW18	38-16	Temple
N 18	aW	36-29	Virginia
VT 321-155			

Sugar Bowl

(Dec. 31, 1995 at New Orleans, La.)
nW VT 28-10 Texas

1996 (10-2)

Coach: Frank Beamer

S 07	aW	21-18	Akron
S 14	aW	45-7	Boston College
S 21	hW	30-14	Rutgers
S 28	aL	21-52	Syracuse
O 12	hW	38-0	Temple
O 26	hW	34-17	Pittsburgh
N 02	hW	47-16	SW Louisiana
N 09	hW	35-14	East Carolina
N 16	aW	21-7	Miami (Fla.)
N 23	hW	31-14	West Virginia
N 29	hW	26-9	Virginia
VT 349-168			

Orange Bowl

(Dec. 31, 1996 at Miami, Fla.)
nL VT 21-41 Nebraska

1997 (7-5)

Coach: Frank Beamer

A 30	aW	59-19	Rutgers
S 13	hW	31-3	Syracuse
S 20	aW	23-13	Temple
S 27	hW	50-0	Arkansas State
O 04	hL	17-24	Miami (Ohio)
O 11	hW	17-7	Boston College
O 25	aL	17-30	West Virginia
N 01	hW	37-0	UAB
N 08	hW	27-25	Miami (Fla.)
N 22	aL	23-30	Pittsburgh
N 28	aL	20-34	Virginia
VT 321-185			

Gator Bowl

(Jan. 1, 1998 at Jacksonville, Fla.)
nL VT 3-42 North Carolina

1998 (9-3)

Coach: Frank Beamer

S 05	hW	38-3	East Carolina
S 12	aW	37-0	Clemson
S 19	aW	27-20	Miami (Fla.) (OT)
S 26	hW	27-7	Pittsburgh
O 08	aW	17-0	Boston College
O 17	hL	24-28	Temple
O 24	aW	41-0	UAB
O 31	hW	27-13	West Virginia
N 14	aL	26-28	Syracuse
N 21	hW	47-7	Rutgers
N 28	hL	32-36	Virginia
VT 343-142			

Music City Bowl

(Dec. 29, 1998 at Nashville, Tenn.)
nW VT 38-7 Alabama

1999 (11-1)

Coach: Frank Beamer

S 4	hW	47-0	James Madison
S 11	hW	31-10	UAB
S 23	hW	31-11	Clemson
O 2	aW	31-7	Virginia
O 9	aW	58-20	Rutgers
O 16	hW	62-0	Syracuse
O 30	aW	30-17	Pittsburgh
N 6	aW	22-20	West Virginia
N 13	hW	43-10	Miami (Fla.)
N 20	aW	62-7	Temple
N 26	hW	38-14	Boston College
VT 455-116			

Sugar Bowl

(January 4, 2000 at New Orleans, La.)
nL VT 29-46 Florida State



Jermaine Holmes' touchdown catch with 47 seconds remaining sparked Tech to a 36-29 win over Virginia in 1995.

Neutral Sites

1. Roanoke
2. Richmond
3. Lynchburg
4. Norfolk
5. Winston-Salem, N.C.
6. Bluefield, W. Va.
7. Bedford
8. Staunton
9. Charlotte, N.C.
10. Danville
11. Knoxville, Tenn.
12. Columbia, S.C.
13. Huntington, W. Va.
14. Birmingham, Ala.
15. Greensboro, N.C.
16. Charleston, W. Va.
17. Louisville, Ky.
18. Washington, D.C.
19. Raleigh, N.C.
20. Orlando, Fla.
21. Portsmouth
22. Alexandria
23. Baltimore, Md.

Tech vs. All Opponents

All-time record: 569-396-46 (1,011 games, 106 seasons)

	Times Met	Series Began	Last Meeting Year	Score	W	L	T		Times Met	Series Began	Last Meeting Year	Score	W	L	T
Air Force	1	1984	1984	7-23	0	1	0	Maryville College	1	1896	1896	52-0	1	0	0
Akron	4	1989	1996	21-18	4	0	0	Medical College of Va.	1	1912	1912	0-10	0	1	0
Alabama	11	1932	1998	38-7	1	10	0	Memphis State	6	1970	1985	31-10	3	3	0
Alabama-Birmingham	3	1997	1999	31-10	3	0	0	Miami, Fla.	17	1953	1999	43-10	5	12	0
Alleghany Institute	1	1896	1896	20-0	1	0	0	Miami, Ohio	1	1997	1997	17-24	0	1	0
Appalachian State	3	1979	1982	34-0	3	0	0	Mississippi	2	1913	1969	17-34	1	1	0
Arkansas State	2	1994	1997	50-0	2	0	0	Morris-Harvey	3	1911	1921	54-7	3	0	0
Army	6	1905	1962	12-20	1	5	0	Nashville	1	1904	1904	32-0	1	0	0
Auburn	4	1924	1978	7-18	1	2	1	Navy	10	1903	1995	14-0	3	7	0
Bellevue	1	1898	1898	29-0	1	0	0	Nebraska	1	1996	1996	21-41	0	1	0
Belmont Athletic Club	1	1918	1918	30-0	1	0	0	North Carolina	27	1895	1998	3-42	12	9	6
Boston College	7	1993	1999	38-14	5	2	0	North Carolina State	44	1900	1992	13-13	23	17	4
Bowling Green	2	1990	1993	33-16	2	0	0	Ohio University	2	1971	1972	53-21	2	0	0
Bucknell	1	1906	1906	0-10	0	1	0	Oklahoma	1	1991	1991	17-27	0	1	0
Buffalo	2	1969	1970	31-14	2	0	0	Oklahoma State	2	1971	1972	34-32	1	1	0
Camp Humphreys	1	1918	1918	33-6	1	0	0	Pennsylvania	2	1929	1955	33-0	1	1	0
Catawba	3	1940	1942	28-14	3	0	0	Pittsburgh	7	1993	1999	30-17	6	1	0
Catholic University	1	1922	1922	73-0	1	0	0	Princeton	3	1908	1912	0-31	0	3	0
Centre	5	1920	1940	10-6	2	3	0	Quantico Marines	2	1949	1950	21-61	0	2	0
Chattanooga	1	1927	1927	13-14	0	1	0	Randolph-Macon	4	1893	1939	26-0	3	1	0
Cincinnati	7	1946	1995	0-16	3	4	0	Rhode Island	1	1980	1980	34-7	1	0	0
Citadel	2	1952	1953	22-0	2	0	0	Richmond	51	1897	1986	17-10	37	10	4
Clemson	27	1900	1999	31-11	9	17	1	Roanoke College	28	1894	1937	27-7	26	0	2
Colgate	2	1927	1928	14-35	1	1	0	Roanoke YMCA	1	1895	1895	16-2	1	0	0
Corneil	1	1915	1915	0-45	0	1	0	Rutgers	10	1920	1999	58-20	7	3	0
Cumberland	1	1905	1905	12-0	1	0	0	Saint Albans	9	1893	1903	29-0	8	1	0
Dartmouth	1	1926	1926	0-21	0	1	0	SMU	3	1972	1974	25-28	1	2	0
Davidson	14	1903	1960	7-9	10	3	1	South Carolina	20	1905	1991	21-28	7	11	2
Duke	11	1937	1984	27-0	4	7	0	Southern Mississippi	8	1958	1994	24-14	4	4	0
East Carolina	11	1956	1998	38-3	7	4	0	Southwestern Louisiana	1	1996	1996	47-16	1	0	0
East Tenn. State	2	1980	1986	37-10	2	0	0	Syracuse	13	1964	1999	62-0	6	7	0
Emory & Henry	6	1893	1938	33-0	5	1	0	Tampa	2	1964	1967	13-3	2	0	0
Florida	2	1934	1985	18-35	0	2	0	Temple	13	1934	1999	62-7	10	3	0
Florida State	30	1955	1999	29-46	10	19	1	Tennessee	7	1896	1994	23-45	2	5	0
Furman	4	1939	1947	20-6	4	0	0	Texas	1	1995	1995	28-10	1	0	0
Gallaudet	1	1905	1905	56-0	1	0	0	Texas A&M	2	1976	1977	6-27	0	2	0
George Washington	19	1907	1966	49-0	11	8	0	Third Corps Area	1	1923	1923	17-21	0	1	0
Georgetown	8	1901	1941	3-0	4	4	0	Tulane	9	1956	1989	30-13	5	4	0
Georgia	2	1931	1932	7-6	1	1	0	Tulsa	4	1970	1978	33-35	1	3	0
Georgia Tech	1	1990	1990	3-6	0	1	0	Vanderbilt	9	1930	1989	18-0	6	3	0
Guilford	1	1898	1898	17-0	1	0	0	Villanova	5	1957	1970	34-7	5	0	0
Hampden-Sydney	24	1896	1937	31-0	24	0	0	Virginia	81	1895	1999	31-7	40	36	5
Houston	5	1971	1975	34-28	1	3	1	VMI	79	1894	1984	54-7	49	25	5
Indiana	1	1993	1993	45-20	1	0	0	VPI Stars	1	1913	1913	20-12	1	0	0
James Madison	5	1980	1999	47-0	5	0	0	Wake Forest	32	1916	1984	21-20	20	11	1
Kansas State	2	1967	1968	19-34	1	1	0	Washington & Lee	48	1895	1953	32-12	23	20	5
Kent State	2	1975	1976	42-14	1	1	0	Waynesburg	1	1954	1954	20-6	1	0	0
Kentucky	19	1926	1987	7-14	6	11	2	West Texas State	2	1958	1959	26-21	2	0	0
King College	6	1897	1931	33-0	6	0	0	West Va. Wesleyan	1	1914	1914	0-13	0	1	0
Louisville	6	1979	1992	17-21	4	2	0	West Virginia	45	1912	1999	22-20	18	26	1
Lynchburg College	1	1925	1925	10-0	1	0	0	Western Maryland	2	1910	1912	44-0	2	0	0
Marshall	7	1913	1953	7-0	5	2	0	William & Mary	61	1904	1985	40-10	39	18	4
Maryland	30	1897	1993	55-28	13	17	0	Yale	2	1911	1916	0-19	0	2	0

(2000 opponents in bold type.)

Football Team Awards

Men Who Have Led Tech Under Coach Beamer

Most Valuable Player Award

1989	Scott Hill,
		Randy Cockrell
1990	Jimmy Whitten,
		Will Furrer
1991	Phil Bryant
1992	Jerome Preston
1993	Maurice DeShazo
1994	Cornell Brown
1995	Cornell Brown
1996	Jim Druckenmiller
1997	Al Clark,
		Marcus Parker
1998	Corey Moore,
		Al Clark
1999	Michael Vick

First Union Bank Outstanding Senior Award

1989	Sean Lucas
1990	Darwin Herdman
1991	Greg Daniels
1992	Mark Poindexter
1993	Steve Sanders
1994	Kevin Martin
1995	Bryan Still
1996	Waverly Jackson,
		Bryan Jennings
1997	Michael Stuewe
1998	Loren Johnson
1999	Carl Bradley

National Bank of Blacksburg Outstanding Defensive Lineman Award

1989	Scott Hill
1990	Jimmy Whitten
1991	Wooster Pack
1992	Jerome Preston
1993	J.C. Price
1994	Cornell Brown
1995	J.C. Price
1996	Cornell Brown
1997	Kerwin Hairston
1998	John Engelberger
1999	Corey Moore

University Bookstore Outstanding Linebacker Award

1989	Randy Cockrell
1990	Archie Hopkins
1991	P.J. Preston
1992	Ken Brown
1993	Ken Brown
1994	George Del Ricco
1995	George Del Ricco
1996	Myron Newsome
1997	Steve Tate
1998	Jamel Smith
1999	Jamel Smith

First National Bank of Christiansburg Outstanding Defensive Back Award

1989	Damien Russell
1990	Damien Russell
1991	Damien Russell
1992	Tyronne Drakeford
1993	Scott Jones
1994	William Yarborough
1995	William Yarborough
1996	Torrian Gray
1997	Pierson Prioleau
1998	Pierson Prioleau
1999	Anthony Midget

HCMF

Outstanding Specialist Award

1989	Mickey Thomas
1990	Chris Baucia,
		Marcus Mickel
1991	Bo Campbell
1992	James Depoy,
		Brian Reaves
1993	Robbie Colley
1994	Robbie Colley
1995	Atle Larsen
1996	Shawn Scales
1997	Shayne Graham
1998	Jimmy Kibble
1999	Shayne Graham

Park Realty Outstanding Offensive Lineman Award

1989	Eugene Chung
1990	Eugene Chung
1991	Eugene Chung
1992	Jim Pyne
1993	Jim Pyne
1994	Jay Hagood,
		Chris Malone
1995	Billy Conaty
1996	Billy Conaty
1997	Gennaro DiNapoli
1998	Derek Smith
1999	Keith Short

University Bookstore Outstanding Offensive Back Award

1989	Vaughn Hebron
1990	Vaughn Hebron,
		Phil Bryant
1991	Phil Bryant
1992	Tony Kennedy
1993	Dwayne Thomas
1994	Dwayne Thomas
1995	Dwayne Thomas
1996	Ken Oxendine,
		Brian Edmonds
1997	Ken Oxendine
1998	Shyrone Stith
1999	Shyrone Stith

Hudson Automotive Group Outstanding Receiver Award

1989	Myron Richardson
1990	Nick Cullen
1991	Bo Campbell
1992	Antonio Freeman
1993	Antonio Freeman
1994	Bryan Still
1995	Jermaine Holmes
1996	Bryan Jennings
1997	Shawn Scales
1998	Ricky Hall
1999	André Davis

Blacksburg Sports Club Paul Frederick Cobb Award

This award is given in memory of former Tech player Freddie Cobb, who was awarded the Navy Cross for heroism in Vietnam. It goes to the most spirited player.

1993	Jim Petrovich
1994	William Ferrell
1995	Chris Malone,
		Jeff Holland
1996	Shaine Miles
1997	Danny Wheel
1998	Tyron Edmond
1999	Jimmy Kibble

John William Schneider Award

This is given in memory of former player William Schneider, who was killed in an automobile crash. It goes to a player who excels in athletics, scholarship and leadership.

1989	Rich Fox
1990	Lamar Smith
1991	Will Furrer
1992	Kirk Alexander
1993	Marcus McClung
1994	Chris Peduzzi
1995	Lawrence Lewis,
		Jim Baron
1996	Brandon Semones
1997	Korey Irby
1998	Ken Handy
1999	Greg Shockley,
		Steven Hunt



Federal Mogul

Lawrence R. White Award

This award is given in honor of the late Lawrence White, a former Tech linebacker who excelled in the weight room and was a positive role model for all Tech football players. It is given to the team's most outstanding strength and conditioning athlete.

1997	Todd Washington
1998	Dwight Vick
1999	Michael Hawkes

Wes Worsham Award

Named for long-time Tech supporter Wes Worsham, this award is given to a player who exceeds expectations and surprises everyone with his performance.

1997	Brad Baylor
1998	Ryan Smith
1999	Tim Schnecker

Edward G. Ferrell Award

This award is given in honor of the late Eddie Ferrell, whose hard work, sense of humor, devotion and unselfishness touched thousands of athletes during his 28-year career as a trainer at Tech. It is given to the player who best exemplifies hard work and unselfishness.

1998	Lamont Pegues,
		Angelo Harrison
1999	Nathaniel Williams

Williams-Moss Award

Named in honor of John E. Williams, a former Dean of the College, and Joseph S. Moss, a former player and coach at Tech. The award goes to the player who demonstrates the highest quality of leadership and character.

1999	Chris Cyrus
------	-------	-------------

Paul Torgersen Award

Given in honor of former Tech President Paul Torgerson who has served the university with distinction for three decades in a variety of capacities. The award goes to a player who shows a commitment to hard work and great effort every time he takes the field.

1999	John Engelberger
------	-------	------------------

Steven Hunt (l) and Greg Shockley were exemplary student-athletes at Tech.

TECH'S BOWL GAMES

1947 Sun Bowl

Cincinnati 18, Virginia Tech 6

January 1, 1947 • El Paso, Texas
Kidd Field at Sun Bowl Stadium • Att: 10,000


EL PASO, Texas — The University of Cincinnati Bearcats swept to three second-half touchdowns to defeat Virginia Tech, 18-6, in the Sun Bowl's 12th annual football game. The game marked Tech's first-ever bowl appearance and the first bowl game in which a football team from the commonwealth of Virginia had participated.

Tech had a chance to take an early lead on the heavily-favored Bearcats, but stalled two yards short of the goal. Quarterback Harry Walton set up the early threat with a 25-yard run to the Cincinnati 23. Walton then caught a pass from halfback Ralph Beard to move the ball to the Bearcats' 2-yard line. From there, the big Cincinnati line held on four straight running plays.

The game remained scoreless until the third quarter when quick-opening plays from the T-formation began clicking for the Bearcats. Cincinnati halfback Hal Johnson spun through the center of the line for a 13-yard touchdown run midway through the

third quarter. Keyed by a 19-yard run by All-American halfback Roger Stephens, UC scored again on its next possession.

Fullback Al Sabato plunged the final yard for the touchdown.



Tech mounted another threat late in the third quarter, marching to the UC 23 before having a pass intercepted in the end zone.

The Hokies held the Bearcats and bounced right back. Aided

by a pair of costly Cincinnati penalties, Tech marched inside the UC 5, and Beard scored on a fourth-down run from the 1.

An interception return by Johnson to the Tech 25 helped Cincinnati put the game away in the fourth quarter. The Bearcats promptly moved the ball to the Tech 3, where Don McMillan carried it in for the final touchdown. The Hokies blocked all three UC extra point kicks during the game.

Cincinnati's vaunted running attack produced a total of 369 yards as the Bearcats piled up 463 yards of total offense. Tech managed 13 first downs — just three less than UC — despite

Cincinnati	0	0	12	6	—	18
Virginia Tech	0	0	0	6	—	6

Scoring

Cincinnati — touchdowns, Johnson, Sabato and McMillan
Virginia Tech — touchdown, Beard

Team Statistics

	UC	VT
First Downs	16	13
Rushing yds.	369	34
Passing yds.	94	85
Total off.	463	119
Passes	5-19-3	4-15-2
Punting avg.	19	41
Fumbles	0	0
Penalty yds.	85	29

gaining only 34 yards on the ground and 85 through the air. The Hokies' defense contributed three interceptions in the game and lineman John Maskas blocked his seventh punt of the season.

The bowl week was marked by "unusual" weather. Three-inches of snow fell atop frozen rain the day before the game, and when kickoff time rolled around, the teams took the field under cloudy skies and below-freezing temperatures. According to one newspaper account, "blankets, fur caps, galoshes, ski suits, stocking caps and all types of winter wear were much in evidence" among the crowd of 10,000.



Tech defenders (dark jerseys) surround a Cincinnati runner during the 1947 Sun Bowl game.

1966 Liberty Bowl

Miami 14, Virginia Tech 7

MEMPHIS, Tenn. — The Miami Hurricanes, getting second wind from a third-quarter roughing the kicker penalty, rebounded for two touchdowns in the second half to score a come-from-behind 14-7 win over Virginia Tech in the eighth annual Liberty Bowl.

In a game dominated primarily by defense, Tech got the early edge when Jimmy Richards blocked Miami's first punt of the game. The block gave the Hokies possession at the Miami 21. It took Tech just five plays to cash in on the opportunity with a 2-yard touchdown run by tailback Tommy Francisco. Jon Utin's extra-point kick gave Tech a 7-0 lead.

The Hokies got two more golden opportunities during the first half, marching inside the Miami 30 on both occasions. Both times Tech came up empty handed, seeing one drive stall on a clipping penalty and the other end on a dropped pass at the goal line and a fumbled snap. Although Tech dominated the first half, the failed chances would come back to haunt the Hokies.

Tech's relentless defense held the Hurricanes to just 16 yards of total offense during the first half. But Miami, ranked ninth with wins over Southern Cal, Georgia and Florida, slowly, turned the tide in the second half. First, the 'Canes stopped a Tech threat with a 42-yard interception return. The play did not lead to a touchdown, but it changed the momentum of the game, as well as the battle for field position.

On its next possession, Miami got the spark it needed for its offense. After a drive stalled at the Hokies' 41, the Hurricanes got new life when a roughing the kicker penalty against Tech gave them a first down at the Tech 26. Five plays later UM quarterback Bill Miller found

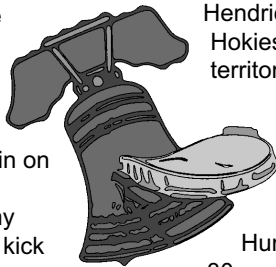
halfback Joe Mira for a 7-yard touchdown pass, and Ray Harris tied the game with his extra point at the 4:20 mark of the third quarter.

By the midway point of the third quarter, Miami's size and strength were starting to make a difference on defense.

UM All-American defensive end Ted Hendricks and company kept the Hokies bottled up in their own territory and allowed just one second half first down.

Miami's winning drive marked the only lengthy offensive push by either team all day. The

Hurricanes started at their own 30 and made the march in 10 plays, including a key 38-yard pass from Miller to end Jim Cox that put the ball at the Tech 5. It took the 'Canes four tries to score, with fullback Doug McGee diving over from the one on fourth down.



December 10, 1966 • Memphis, Tenn.
Memphis Memorial Stadium • Att: 25,012

Miami	0	0	7	7	—	14
Virginia Tech	7	0	0	0	—	7

VT (7:34 re 1st) — Francisco 1 run (Utin kick)
UM (4:20 re 3rd) — Mira 7 pass from Miller (Harris kick)
UM (8:05 re 4th) — McGee 1 run (Harris kick)

Team Statistics	UM	VT
First Downs	11	7
Rushing yds.	55	36
Passing yds.	108	75
Total off.	163	111
Passes	10-28-0	6-16-1
Punts-avg.	8-30.1	11-39.3
Fumbles lost	1	2
Penalties-yds.	7-80	6-57

Individual Leaders

Rushing — VT, Francisco 21-55, Garcia 3-15, Piland 4-10, Beamer 1-(-12), Stafford 8-(-16), Barker 3-(-16);
UM, McGee 12-36, Acuff 6-25, Mira 11-9, Cassidy, 2-4, Domke 1-4, McGuirt 1-1, Miller 11-(-24).
Passing — VT, Stafford 4-13-1-59, Barker 2-3-0-16;
UM, Miller 9-26-0-99, Olivo 1-2-0-9.
Receiving — VT, Cupp 1-35, Barefoot 4-34, Piland 1-6; UM, Cox 5-77, Russo 2-15, Mira 2-14, Smith 1-2.

A Liberty Bowl record 39,101 tickets were sold for the game, but only 25,012 braved the 36-degree weather. The game was televised nationally by ABC and was not blacked out in the Memphis area.



Miami quarterback Bill Miller finds himself alone in the backfield with Don Thacker (67) and other Tech defenders.

1968 Liberty Bowl

HOKIES

Mississippi 34, Virginia Tech 17

December 14, 1968 • Memphis, Tenn.
Memphis Memorial Stadium • Att: 46,206

MEMPHIS, Tenn. — Virginia Tech's second visit to the Liberty Bowl played out much like its first — the Hokies built an early lead, then saw the game turn on a play in the kicking game. This time it was the University of Mississippi and sophomore quarterback Archie Manning, who tamed the Hokies, 34-17, before 46,206 fans, the largest crowd in the 10-year history of the bowl.

For 13 minutes and 11 seconds, it appeared that Tech would blow Ole Miss out of cold, blustery Memorial Stadium. Scoring on a 58-yard run by Ken Edwards on a quick-snap, trick play on the game's second offensive play, Tech shocked the Rebels with its ground attack. The Hokies recovered a fumble on Mississippi's first offensive play and got their second touchdown just three plays later on a 7-yard run by Terry Smoot. Before the quarter was over, Jack Simcsak added a 29-yard field goal for a 17-0 Tech lead.

Eager to capitalize on their momentum, the Hokies attempted an on-side kick following Simcsak's field goal. The play took Ole Miss by surprise, but the ball failed to travel the required 10 yards and the Rebels took over at the Tech 49. Manning quickly turned Mississippi's good fortune into a touchdown with a 21-yard scoring pass to end Hank Shows.

Just like that, the momentum of the game turned,

and when it did, it turned completely.

What followed was a rash of Tech penalties, fumbles and interceptions that Ole Miss was all too happy to take advantage of.



Eventually, a 79-yard touchdown run by tailback Steve Hindman on the first play of the second half and a 70-yard interception return for a TD by monster man Bob Bailey gave

Mississippi the victory. Hindman finished the game with 121 yards on 15 carries and was named the MVP.

Tech continued to battle, making two goal-line stands in the second half. But the Hokies could not overcome their three fumbles, two interceptions and 120 yards in penalties.

Virginia Tech 17 0 0 0 — 17
Mississippi 0 14 7 13 — 34

VT (14:23 re 1st) — Edwards 58 run (Simcsak kick)
VT (12:43 re 1st) — Smoot 7 run (Simcsak kick)
VT (1:49 re 1st) — FG Simcsak 29
UM (14:30 re 2nd) — Shows 21 pass from Manning (Brown kick)
UM (4:28 re 2nd) — Felts 23 pass from Manning (Brown kick)
UM (14:41 re 3rd) — Hindman 79 run (Brown kick)
UM (11:54 re 4th) — Bailey 70 interception return (Brown kick)
UM (9:09 re 4th) — FG Brown 46
UM (0:00 re 4th) — FG Brown 26

Team Statistics	UM	VT
First Downs	7	14
Rushes-yds.	46-185	60-330
Passing yds.	141	2
Passes	12-28-1	1-7-2
Punts-avg.	5-37.4	7-40.8
Fumbles-lost	3-2	5-3
Penalties-yds.	4-30	12-120

Individual Leaders

Rushing — VT, Edwards 12-119, Smoot 21-91, Kincaid 15-55, Constantinides 4-45, Humphries 5-8, Tiberio 2-5, Longerbeam 1-7; UM, Hindman 15-121, Bowen 19-65, Felts 1-0, Manning 11-(-1).
Passing — VT, Kincaid 0-4-1-0, Humphries 1-3-1-2; UM, Manning 12-28-1-141.
Receiving — VT, Crigger 1-2; UM, Shows 6-70, Hindman 3-32, Felts 1-23, Bowen 1-8, Franks 1-8.



Terry Smoot (44) and Kenny Edwards (33) both scored a touchdown in the 1968 Liberty Bowl.

1981 Peach Bowl

Miami 20, Virginia Tech 10

January 2, 1981 • Atlanta, Ga.
Atlanta-Fulton County Stadium • Att: 45,384

ATLANTA, Ga. —Explosive Miami of Florida fought off a gallant Virginia Tech comeback to defeat the Hokies, 20-10, in the 13th annual Peach Bowl game.

The Hurricanes scored two touchdowns in the first 16 minutes of the game and appeared to be on their way to an easy triumph after thwarting two Tech threats with interceptions at the goal line. The Hokies, however, had other ideas, holding 18th-ranked Miami to just two field goals the rest of the way.

Over 14,000 Tech fans cheered the Hokies on as they closed the gap to 14-10. First, place-kicker Dennis Laury booted a Peach Bowl record-tying 42-yard field goal with just 29 seconds remaining in the first half. Then, midway through the third quarter, tailback Cyrus Lawrence capped an 80-

yard Tech drive with a 1-yard scoring plunge. The big play in the drive was a 44-yard pass from quarterback Steve Casey to tight end Rob Purdham.

Suddenly, the Hurricanes' lead was just four. But poor field position, penalties and the tough Miami defense prevented Tech from getting any closer.

Lawrence, who lost out in the most valuable offensive player voting to UM quarterback Jim Kelly, rushed for 134 yards on 27 carries. Kelly completed 11 of 22 passes for 179 yards and a touchdown.

The Hokie defense, which limited UM to six points after the 13:47 mark of the second quarter, was led by freshman linebacker Ashley Lee's 15 tackles. Safety Mike Scharnus contributed eight tackles and an

Miami	7	7	3	3	—	20
Virginia Tech	0	3	7	0	—	10

UM (12:37 re 1st) — Brodsky 15 pass from Kelly (Miller kick)
UM (13:47 re 2nd) — Hobbs 12 run (Miller kick)
VT (0:29 re 2nd) — FG Laury 42
VT (8:52 re 3rd) — Lawrence 1 run (Laury kick)
UM (0:29 re 3rd) — FG Miller 31
UM (6:27 re 4th) — FG Miller 31

Team Statistics	UM	VT
First Downs	19	7
Rushes-yds.	40-157	50-180
Passing yds.	179	119
Total off.	336	299
Passes	11-22-1	9-24-2
Punts-avg.	5-37.0	6-38.1
Fumbles-lost	4-1	3-0
Penalties-yds.	6-66	7-72

Individual Leaders

Rushing — VT, Lawrence 27-134, Dovel 9-41, Casey 13-8, Paige 1-(-3); UM, Roan 16-86, Hobbs 10-66, Neal 4-17, Rush 2-5, Jornea 2-1, Griffin 2-5, Kelly 5-(-21).
Passing — VT, Casey 9-23-1-119, Lawrence 0-1-1-0; UM, Kelly 11-22-1-179.
Receiving — VT, Purdham 2-56, Giacalone 2-30, Hite 2-15, McKee 1-8, Snell 1-8, Dovel 1-2; UM, Brodsky 4-80, Baratta 2-34, Belk 1-27, Walker 2-26, Rodriguez 1-7, Hobbs 1-5.

interception, while end Robert Brown and linebacker Mike Johnson were in on eight tackles each.



Fullback Tony Paige (49) helps Cyrus Lawrence (45) celebrate following Lawrence's touchdown run in the third quarter of the 1981 Peach Bowl.

1984 Independence Bowl

Air Force 23, Virginia Tech 7

December 15, 1984 • Shreveport, La.
Independence Stadium • Att: 41,100

SHREVEPORT, La. — Quarterback Bart Weiss got Air Force's wishbone attack going in the second half and led the Falcons to a 23-7 victory over Virginia Tech in the Independence Bowl.

Tech took a 7-3 lead in the first quarter on a 10-play, 72-yard drive that featured a 32-yard run by tailback Eddie Hunter. Maurice Williams, who alternated at the tailback spot with Hunter, capped the march with a 3-yard touchdown run.

The complexion of the game changed drastically midway through the second

quarter when the Falcons forced and recovered a fumble at the Tech 3. Halfback Jody Simmons took a pitchout to the left and put Air Force ahead.



The Hokies missed a great chance to regain the lead before the half, and found themselves trailing 10-7, despite having 192 yards of offense and 11 first downs to Air Force's 73 yards and three first downs.

The news got worse for Tech in the second half when Weiss got the Falcons' ground attack going. Neither team scored in the third quarter, but Air Force

controlled the football for all but eight plays of the quarter. The Falcons got a break in the fourth quarter when a halfback pass by Hunter was intercepted. From their own 38, the Falcons scored on a classic wishbone drive that ate up seven minutes and put them

Virginia Tech	7	0	0	0	—	7
Air Force	3	7	0	13	—	23

AF (6:05 re 1st) — FG Maetos 35
VT (1:42 re 1st) — Williams 3 run (Wade kick)
AF (8:50 re 2nd) — Simmons 3 run (Maetos kick)
AF (6:00 re 4th) — Brown 2 run (Maetos kick)
AF (2:08 re 4th) — Weiss 13 run (kick failed)

Team Statistics	VT	AF
First Downs	17	15
Rushes-yds.	42-207	55-221
Passing yds.	102	49
Total off.	309	270
Passes	11-26-2	6-7-0
Punts-avg.	4-40.0	6-42.5
Fumbles-lost	2-2	2-0
Penalties-yds.	11-112	4-30

Individual Leaders

Rushing — VT, Hunter 12-75, Williams 12-60, M. Cox 10-33, Bowe 4-23, Becton 3-18, Greenwood 1-(-2); AF, Weiss 29-93, Evans 15-58, Simmons 5-27, Pittman 1-24, Brown 3-8, Knorr 1-6.



Passing — VT, M. Cox 6-17-1-50, Greenwood 5-8-0-52, Hunter 0-1-1-0; AF, Weiss 6-7-0-49.

Receiving — VT, Rider 4-45, Nelson 3-24, Jones 2-21, Howell 1-7, Bowe 1-5; AF, Simmons 2-7, Coleman 1-16, Fleming 1-14, Brennan 1-9, Brown 1-3.

ahead 17-7 with just six minutes remaining in the game.

Tech's comeback hopes ended when a fumble at its own 30 set up another Air Force score. Weiss, who was named the game's most valuable offensive player, put the finishing touches on the Falcons' win with a 13-yard touchdown run.

Tech linebacker Vince Daniels, who was credited with 15 tackles, was named the game's most valuable defensive player.



Quarterback Mark Cox (left) looks for running room in the 1984 Independence Bowl. Tech defenders (above) smother an Air Force ballcarrier.

1986 Peach Bowl

Virginia Tech 25, N.C. State 24

December 31, 1986 • Atlanta, Ga.
Atlanta-Fulton County Stadium • Att: 53,668

ATLANTA, Ga. — Virginia Tech earned its first-ever bowl victory in dramatic fashion when Chris Kinzer's 40-yard field goal as time expired gave the Hokies a heart-stopping 25-24 comeback win over North Carolina State in the Peach Bowl.

Tech started the winning drive at its own 20 with a full compliment of timeouts and 1:53

on the clock. Quarterback Erik Chapman moved the ball to the Tech 44 with a pair of first down passes to tight end Steve Johnson. But another completion, followed by four running plays, left the Hokies facing a fourth-and-three at the State 37 with just 20 seconds left. Again it was Chapman to Johnson, this time for nine yards and a first down on the Wolfpack 28.

With 15 seconds left, Tech opted for a long pass. The Hokies were penalized for holding on the incompletion, moving the ball back to the 38. Chapman once again went to the air on a deep pattern to wingback David Everett. Another flag fell, but this time it was a 15-yard pass interference call against State.

The penalty moved the ball to the 23 with four seconds left. Out trotted Kinzer, whose field goals had already been the difference in five wins and a tie during the regular season. Earlier in the game, he had connected on a 46-yarder, the second longest in Peach Bowl history at the time.

The Wolfpack called a time out, but anyone who knew Kinzer knew it would not matter. Although flattened on his follow through, the Tech kicker was right on target as the final second disappeared in what had been one of the wildest and most exciting finishes in any bowl game.


Tech's last-minute comeback was actually the Hokies' second rally of the game. At one point, State led 21-10 with just six minutes left in the third quarter. The Tech defense turned the tide by forcing fumbles on two

consecutive Wolfpack possessions. Both times the Hokies were able to capitalize on State's mistakes, with Chapman directing the team to a pair of touchdowns. Chapman's 6-yard touchdown pass to Johnson with 9:36

remaining in the game put Tech on top, 22-21. State put together its only scoring drive of the second half to regain the lead on a

Mike Cofer field goal with 7:12 left in the game. Then, after halting a Tech drive, the 'Pack threatened to put the game away when Kelly Holodick faked a punt and ran for a crucial first down at the Hokie 35.

Linebacker Jamel Agemy kept Tech's hopes alive with back-to-back tackles behind the line. Two plays later State was forced to punt, and the Hokies began their winning drive. Just seconds after Kinzer's kick cleared the goalpost, thousands of Tech fans stormed the field to celebrate.



Virginia Tech	10	0	6	9	—	25
N.C. State	7	14	0	3	—	24

VT (11:04 re 1st) — Hunter 1 run (Kinzer kick)
NCSU (6:41 re 1st) — Bulluck recover blocked punt in end zone (Cofer kick)
VT (1:06 re 1st) — FG Kinzer 46
NCSU (8:55 re 2nd) — Worthen 25 pass from Kramer (Cofer kick)
NCSU (4:31 re 2nd) — Britt 5 pass from Kramer (Cofer kick)
VT (0:33 re 3rd) — Williams 1 run (pass failed)
VT (9:36 re 4th) — Johnson 6 pass from Chapman (run failed)
NCSU (7:12 re 4th) — FG Cofer 33
VT (0:00 re 4th) — FG Kinzer 40


Team Statistics	VT	NCSU
First Downs	29	16
Rushes-yds.	60-287	37-132
Passing yds.	200	155
Total off.	487	287
Passes	20-30-2	12-19-0
Return yds.	14	15
Punts-avg.	2-34.0	5-42.0
Fumbles-lost	1-1	2-2
Penalties-yds.	5-51	3-25

Individual Leaders

Rushing — VT, Hunter 22-113, Williams 16-129, Jones 7-32, Donnelly 3-10, Everett 1-6, Chapman 11-(-3); NCSU, Crite 14-101, Crumpler 9-21, Holodick 1-5, Kramer 10-4, Harris 4-1.

Passing — VT, Chapman 20-30-2-200; NCSU, Kramer 12-19-0-155.

Receiving — VT, S. Johnson 6-54, M. Williams 4-39, Snell 4-37, Hunter 2-34, Donnelly 2-19, Everett 1-12, Richardson 1-5; NCSU, Worthen 5-70, Jeffries 3-44, Crumpler 2-27, F. Harris 1-9, Britt 1-5.




Chris Kinzer boots the last-second field goal that gave Tech its first-ever bowl victory.

1993 Independence Bowl

Virginia Tech 45, Indiana 20

December 31, 1993 • Shreveport, La.
Independence Stadium • Att: 33,819



Defensive end J.C. Price chases down the Indiana quarterback John Paci.

SHREVEPORT, La. — In a stunning turn of events, Virginia Tech scored two touchdowns in the final 35 seconds of the first half to spark an unforgettable 45-20 victory over No. 20 Indiana in the Poulan Weed Eater Independence Bowl.

Tech led the New Year's Eve bowl game by one point (14-13) just before the half, but Indiana was rallying. With 35 seconds left and the ball on the Tech 49, IU quarterback John Paci dropped back to pass and was hit by Hokie defenders George DelRicco and DeWayne Knight. The ball popped loose and eventually bounced into the hands of Tech end Lawrence Lewis who sprinted the final 20 yards to the end zone.

Suddenly, the Tech lead was 21-13 and the Hokies had a big momentum boost going into the locker room. But the half wasn't quite over.

Indiana returned the ensuing kickoff to the Tech 42, then Paci completed a 9-yard pass. The Hokies thought time expired and started trotting off the field. The officials ruled, however, that IU had called timeout with one second remaining.

The Hoosiers lined up for a 51-yard field goal. When the ball was snapped, Tech's Jeff Holland pushed through the line and tipped the kick. The ball

caromed in the air and Hokie defensive back Antonio Banks settled under it at the 20. Banks started to his right, then reversed his field as blockers formed. A block by teammate Torrian Gray at the IU 15 cleared the last obstacle, and Banks strutted into the end zone untouched with an 80-yard return.

Just like that, the No. 22 Hokies sealed a win in their first bowl appearance of the Frank Beamer era. Tech's 21 points were the most ever scored in the second

quarter of the 18-year bowl game.

Tech quarterback Maurice DeShazo won the Outstanding Offensive Player award after completing 19 of 33 passes for 193 yards and two touchdowns. One of his scoring tosses was a 42-yard strike to split end Antonio Freeman, who finished the day with five catches for 66 yards.

Banks, who had an interception, a fumble recovery and nine tackles to go with his touchdown return, was named the Outstanding Defensive Player. The Hokies were credited with seven quarterback sacks in the game and allowed an Independence Bowl record-low 11 first downs, including just six during the first three quarters.



Virginia Tech	7	21	0	17	—	45
Indiana	7	6	0	7	—	20

IU (5:36 re 1st) — Lewis 75 pass from Paci (Manolopoulos kick)
VT (0:09 re 1st) — D. Thomas 13 pass from DeShazo (Williams kick)
VT (11:14 re 2nd) — Swarm 6 run (Williams kick)
IU (8:47 re 2nd) — FG Manolopoulos 26
IU (5:25 re 2nd) — FG Manolopoulos 40
VT (0:23 re 2nd) — Lewis 20 fumble return (Williams kick)
VT (0:00 re 2nd) — Banks 80 blocked FG return (Williams kick)
VT (9:37 re 4th) — Freeman 42 pass from DeShazo (Williams kick)
VT (9:21 re 4th) — Edwards 5 run (Williams kick)
VT (6:00 re 4th) — FG Williams 42
IU (4:26 re 4th) — Lewis 42 pass from Dittoe (Manolopoulos kick)

Team Statistics	VT	IU
First downs	17	11
Rushes-yds.	48-125	31-20
Passing yds.	193	276
Return yds.	38	61
Passes	19-33-2	17-37-2
Punts-avg.	8-39	7-38
Fumbles-lost	2-1	2-2
Penalties-yds.	8-84	7-55
Time of poss.	32:48	27:12
Sacks by	7-42	2-12

Individual Leaders

Rushing — VT, Thomas 24-65, Swarm 9-40, Edwards 5-15, R. White 4-3, DeShazo 5-1, Druckenmiller 1-1; IU, Thurman 1-37, Chaney 11-34, Batts 3-10, Glover 3-6, Thomas 1-(-4), Paci 5-(-26), Dittoe 7-(-37).
Passing — VT, DeShazo 19-33-2-193; IU, Paci 10-22-1-171, Dittoe 7-14-1-105, DiGuilio 0-1-0-0.
Receiving — VT, Freeman 5-66, Thomas 4-27, Burke 3-26, C. White 2-35, Sanders 2-15, Swarm 1-13, Edmonds 1-6, Still 1-5; IU, Lewis 6-177, Hales 2-49, Matthews 2-35, Glover 2-1, Chaney 2-(-1), Baety 1-9, Hobbs 1-4, Eggebrecht 1-2.



A blocked field goal by Jeff Holland (74) led to a key 80-yard touchdown return for the Hokies.

1994 Gator Bowl

Tennessee 45, Virginia Tech 23

December 30, 1994 • Gainesville, Fla.
Ben Hill Griffin Stadium • Att: 62,200

GAINESVILLE, Fla. — Quick-striking Tennessee got off to a big lead early and went on to defeat Virginia Tech, 45-23, in the transplanted Outback Steakhouse Gator Bowl game at Ben Hill Griffin Stadium on the University of Florida campus.

Tech backed itself into a corner early, throwing an interception on the game's second play. The Volunteers kept the Hokies there with a variety of big plays that resulted in a 35-10 halftime advantage. Overall, UT had seven plays of 20 or more yards and a total of 495 yards of offense.


Tennessee capitalized on the early interception for its first touchdown, then got its second on a 36-yard scoring pass by quarterback Payton Manning — whose father, Archie, directed Mississippi to a bowl win over Tech in 1968. The Vols used a 75-yard end-around to set up their third TD and a 21-0 advantage just 17 minutes into the game.

When the Hokies finally got going,

they piled up 426 yards of offense, including 237 yards through the air. Tech also got a game-high 102 yards rushing from tailback Dwayne Thomas. Thomas had a 1-yard burst for a touchdown in the second quarter and ran 27 yards to set up a third-quarter TD, which came on a 7-yard option run by quarterback Maurice DeShazo.

Any hopes the Hokies had of a second-half rally were erased by a dropped touchdown pass by a Tech receiver and a 5-yard TD run by Tennessee running back James Stewart. Stewart was named the game's MVP after running for three touchdowns and passing for another.

A contingent of 18,000-plus Tech fans were among the 62,200 spectators who made the trip from Jacksonville to Gainesville for the game. The site of the game was moved to Gainesville due to renovations being made to Gator Bowl Stadium after Jacksonville was awarded an NFL franchise.



Virginia Tech	0	10	6	7	—	23
Tennessee	14	21	0	10	—	45

UT (11:41 re 1st) — J. Stewart 1 run (Becksvoort kick)
UT (1:08 re 1st) — Nash 36 pass from Manning (Becksvoort kick)
UT (13:23 re 2nd) — Graham 1 run (Becksvoort kick)
VT (5:17 re 2nd) — Thomas 1 run (Williams kick)
UT (3:22 re 2nd) — J. Stewart 1 run (Becksvoort kick)
UT (2:13 re 2nd) — Jones 19 pass from J. Stewart (Becksvoort kick)
VT (0:03 re 2nd) — FG Williams 28
VT (7:03 re 3rd) — DeShazo 7 run (Williams kick)
UT (13:17 re 4th) — J. Stewart 5 run (Becksvoort kick)
UT (9:41 re 4th) — FG Becksvoort 19
VT (4:13 re 4th) — Still 9 pass from Druckenmiller (Williams kick)

Team Statistics	VT	UT
First downs	22	18
Rushes-yds.	43-189	47-245
Passing yds.	237	250
Return yds.	18	112
Passes	23-38-2	16-23-0
Punts-avg.	5-43	5-43
Fumbles-lost	5-1	0-0
Penalties-yds.	3-25	7-58
Time of poss.	29:05	30:55
Sacks by	2-16	0-0

Individual Leaders

Rushing — VT, Thomas 19-102, DeShazo 11-39, Edmonds 5-29, Still 1-8, Oxendine 4-7, Parker 1-3, Edwards 1-1, Druckenmiller 1-0; UT, J. Stewart 22-87, Jones 1-76, B. Stewart 2-31, Graham 8-30, Manning 2-29, Pilow 5-4, Phillips 2-3, Nash 1-1, Ford 2-1, Kerney 1-0, Wheaton 1-(-13).

Passing — VT, DeShazo 17-30-2-140, Druckenmiller 6-8-0-97; UT, Manning 12-19-0-189, B. Stewart 3-3-0-43, J. Stewart 1-1-0-19.

Receiving — VT, Still 5-79, Holmes 5-45, Freeman 4-30, Thomas 3-18, Oxendine 2-13, Martin 2-6, Jennings 1-41, Scales 1-5; UT, Kent 6-116, Nash 3-54, Jones 2-37, Phillips 1-14, Silvan 1-10, Horn 1-8, J. Stewart 1-7, Staley 1-4.



Eight Hokie defenders surround a Tennessee ballcarrier during the 1994 Gator Bowl game.

1995 Sugar Bowl

HOKIES

Virginia Tech 28, Texas 10


December 31, 1995 • New Orleans, La.
Louisiana Superdome • Att: 70,283

NEW ORLEANS, La. — Virginia Tech scored one of the most stirring victories in the university's athletic history when it came from behind to defeat Texas, 28-10, in the 1995 Nokia Sugar Bowl.

A crowd of 70,283 at the Superdome saw Tech spot the favored Longhorns a 10-0 lead and then race back behind the sensational play of flanker Bryan Still. The momentum changed dramatically when Still returned a punt 60 yards for a Tech touchdown with 2:34 left in the first half. In the second half, it was more of the same.

Still caught a 27-yard pass from quarterback Jim Druckenmiller at the Texas 2-yard line to set up a touchdown run by Marcus Parker that put the Hokies ahead 14-10. Then, Still got behind the Texas defenders and pulled in a 54-yard touchdown pass from Druckenmiller. That play spelled doom for the Longhorns and helped earn Still the game's MVP award.

Tech's defense blitzed Texas into submission. Led by All-America end Cornell Brown, the Hokies sacked Texas quarterback James Brown five times and came up with three pass interceptions. The defense also accounted for Tech's last touchdown when a Brown sack forced a fumble that was picked up and returned 20 yards for a TD by tackle Jim Baron.



Sugar Bowl MVP Bryan Still celebrates his 60-yard punt return that got the ball rolling against Texas.



NOKIA
Sugar Bowl

The Tech defense, No. 1 in the nation against the rush, held the Longhorns to 226 total yards. Texas stars Ricky Williams and Shon Mitchell were held to 62 and 57 yards, respectively.

Offensively, Tech finished the game with 371 yards of offense. Druckenmiller led the way, completing 18 of 34 passes for 266 yards. Still and tight end Bryan Jennings were each on the receiving end of six

passes totaling 119 and 77 yards, respectively.

The win was the 10th straight for Tech, which earned the appearance with its first BIG EAST Conference championship. The Hokies had tremendous fan support at the game. The Tech Ticket Office sold its complete allotment of 15,000 tickets in just four days; it was estimated that nearly 25,000 Tech fans were on hand for the victory.

Virginia Tech	0	7	7	14	—	28
Texas	7	3	0	0	—	10

UT (4:32 re 1st) — Fitzgerald 4 pass from Brown (Dawson kick)
UT (13:19 re 2nd) — FG Dawson 52
VT (2:34 re 2nd) — Still 60 punt return (Larsen kick)
VT (2:32 re 3rd) — Parker 2 run (Larsen kick)
VT (12:28 re 4th) — Still 54 pass from Druckenmiller (Larsen kick)
VT (5:08 re 4th) — Baron 20 fumble return (Larsen kick)


Team Statistics	VT	TEXAS
First Downs	20	15
Rushes-yds.	32-105	33-78
Passing yds.	266	148
Return yds.	84	42
Passes	18-24-1	14-37-3
Punts-avg.	8-37.0	9-40.0
Fumbles-lost	5-2	2-1
Penalties-yds.	11-99	9-91
Time of poss.	30:25	29:35
Sacks by	5-36	2-1

Individual Leaders

Rushing — VT, D. Thomas 15-62, Oxendine 8-31, Edmonds 3-10, Parker 2-4, Druckenmiller 3-1, Whipple 1-(-3); TEX, Williams 12-62, Mitchell 15-59, Brown 6-(-43).

Passing — VT, Druckenmiller 18-34-1-266; TEX, Brown 14-36-3-148, McLemore 0-1-0-0.

Receiving — VT, Still 6-119, Jennings 6-77, Holmes 2-30, Edmonds 2-16, White 1-16, Parker 1-8; TEX, M. Adams 6-92, Fitzgerald 3-21, Davis 2-27, Williams 1-6, McGarity 1-1, Mitchell 1-1.



Shaine Miles (40) and Gennaro DiNapoli (64) clear the way for a Marcus Parker touchdown run.

1996 Orange Bowl

Nebraska 41, Virginia Tech 21

December 31, 1996 • Miami, Fla.
Pro Player Stadium • Att: 51,212

MIAMI, Fla. — Virginia Tech's second venture into Bowl Alliance territory wasn't as successful as the first, but the Hokies' 41-21 loss to power-packed Nebraska, was much closer than the final scored indicated.

Nebraska out-gained Tech by just seven yards, 415 to 408, in total offense and managed to lead by only three points with less than one minute remaining in the third quarter. In the end, it was the Nebraska depth that wore down the Hokies.

A crowd of 51,212 at Pro Player Stadium saw Tech quarterback Jim Druckenmiller throw three touchdown passes despite a fierce rush by the Cornhusker defenders. Tech opened the scoring with 3:14 left in the first quarter when Marcus Parker scored on a 19-yard screen pass from Druckenmiller.

Nebraska answered with a 25-yard field goal by Kris Brown and a 5-yard scoring run by quarterback Scott Frost. Then came the play that may have been

most crucial in the Hokies' defeat. Druckenmiller fumbled when hit and Nebraska's Jason Peter scooped up the ball and ran 31 yards into the end zone. That made the score 17-7, Nebraska.

Tech came right back, scoring with just 19 seconds left in the half on a 6-yard pass from Druckenmiller to Shawn Scales, who took the ball away from a Cornhusker defender. The score was 24-21 in favor of Nebraska after Druckenmiller's 33-yard scoring pass to Cornelius White late in the third quarter. But Nebraska then salted the victory away, scoring the final 17 points.

Tailback Ken Oxendine was voted Tech's Most Valuable Player after running for 150 yards on 20 carries — the fifth-best individual rushing performance in the bowl's history. Druckenmiller wound up completing 16 of 33 passes for 214 yards. The Hokies' top defensive player was safety Torrian Gray who had a total of 12 tackles.



Virginia Tech	7	7	7	0	—	21
Nebraska	0	17	14	10	—	41

VT (3:14 re 1st) — Parker 19 pass from Druckenmiller (Graham kick)
UN (13:25 re 2nd) — FG Brown 25
UN (9:14 re 2nd) — Frost 5 run (Brown kick)
UN (3:36 re 2nd) — Peter 31 fumble ret (Brown kick)
VT (0:19 re 2nd) — Scales 6 pass from Druckenmiller (Graham kick)
UN (9:54 re 3rd) — Benning 33 run (Brown kick)
VT (4:58 re 3rd) — White 33 pass from Druckenmiller (Graham kick)
UN (0:20 re 3rd) — Benning 6 run (Brown kick)
UN (7:52 re 4th) — FG Brown 37
UN (3:26 re 4th) — Frost 22 run (Brown kick)


Team Statistics	VT	UN
First downs	22	25
Rushes-yds.	39-193	49-279
Passing yds.	214	136
Return yds.	95	147
Passes	16-33-0	11-22-0
Punts-avg.	5-34	2-45
Fumbles-lost	1-1	1-0
Penalties-yds.	5-89	3-16
Time of poss.	31:02	28:58
Sacks by	0-0	3-24

Individual Leaders

Rushing — VT, Oxendine 20-150, Parker 8-22, Druckenmiller 9-18, Stith 2-3; NU, Benning 15-95, Frost 9-62, Green 7-52, Sims 8-48, Makovicka 4-12, Turman 2-8, Schuster 4-2.

Passing — VT, Druckenmiller 16-33-0-214; NU, Frost 11-22-0-136.

Receiving — VT, Jennings 4-58, Oxendine 3-60, Parker 3-28, White 2-38, Stuewe 2-23, Scales 2-7; NU, Wiggins 3-36, Lake 2-27, Cheatham 1-23, Brown 1-23, S. Jackson 1-11, V. Jackson 1-9, Holbein 1-5, Benning 1-2.



Jim Druckenmiller (left) threw three touchdown passes against the Cornhuskers, including this one (above) to Cornelius White from 33 yards out.

1998 Gator Bowl

North Carolina 42, Virginia Tech 3

January 1, 1998 • Jacksonville, Fla.
Alltel Stadium • Att: 54,116

JACKSONVILLE, Fla. — Highly-rated North Carolina outplayed Virginia Tech in every phase of the game to score a 42-3 victory in the Toyota Gator Bowl game at Alltel Stadium.

The Tar Heels, ranked seventh by the AP and fifth by the coaches, impressed a crowd of 54,116 by passing for 318 yards and grinding out 124 more yards on the ground. Tech, meanwhile, was held to a total of 185 yards, its lowest total of the season.

Two of Carolina's first-half touchdowns came on defensive plays. The Tar Heels blocked a punt in the first quarter and Dré Bly returned it six yards for a touchdown. Then in the second period, Tech quarterback Al Clark fumbled in the end zone and

Greg Ellis fell on it for another UNC touchdown.

The Hokies never could get their offense on track, losing three of their six fumbles. Tech's only points came on a 40-yard field goal by Shayne Graham late in the third quarter.

Clark, recovering from a postseason knee operation, had to give way to reserve Nick Sorensen at the start of the second half. Sorensen went on to be voted Tech's Player of the

Game by the media.

Tech was the winner in one category. For the fifth straight year, Hokie fan support far exceeded that of its bowl opponent. The Hokies sold almost twice as many tickets as the Tar Heels.



Virginia Tech	0	0	3	0	—	3
North Carolina	16	6	6	14	—	42

UNC (9:15 re 1st) — FG McGee 29
UNC (6:07 re 1st) — Barnes 62 pass from Keldorf (McGee kick)
UNC (1:03 re 1st) — Bly 6 blocked punt return (kick failed)
UNC (14:53 re 2nd) — Ellis fumble recovery in end zone (pass failed)
UNC (9:43 re 3rd) — Linton 1 run (kick failed)
VT (4:37 re 3rd) — FG Graham 40
UNC (14:55 re 4th) — Barnes 14 pass from Keldorf (McGee kick)
UNC (5:01 re 4th) — Carrick 4 pass from Keldorf (McGee kick)

Team Statistics	VT	UNC
First downs	14	18
Rushes-yds.	40-95	37-109
Passing yds.	90	318
Return yds.	11	25
Passes	13-25-0	18-29-0
Punts-avg.	6-30.8	3-40.3
Fumbles-lost	6-3	0-0
Penalties-yds.	4-36	6-61
Time of poss.	30:29	29:31
Sacks by	2-9	5-40

Individual Leaders
Rushing — VT, Oxendine 10-39, Scales 1-29, Pegues 7-27, Sorensen 10-19, Parker 4-2, Hawkins 1-1, Clark 7-(-22); UNC, Linton 20-68, Geter 7-25, D. Williams 5-24, Keldorf 5-(-8).
Passing — VT, Clark 9-17-0-66, Sorensen 4-8-0-24; UNC, Keldorf 17-28-0-290, Schmitz 1-1-0-28.
Receiving — VT, Parker 4-32, Stuewe 2-24, Harrison 4-21, Scales 1-13, Ellison 1-3, Oxendine 1-(-3). UNC, Barnes 3-89, Linton 6-81, Crumpler 5-77, N. Brown 2-39, Simmons 1-28, Carrick 1-4.




Tech fans take over Jacksonville (above) for a Gator Bowl pep rally on New Year's Eve. The Hokies are well known for their tremendous bowl following, and for the fifth straight year, took more fans to a bowl game than their opponent. Tech defenders track down a Tarheel (right) at Alltel Stadium.



1998 Music City Bowl

Virginia Tech 38, Alabama 7

Dec. 29, 1998 • Nashville, Tenn.
Vanderbilt Stadium • Att: 41,600



Shyrone Stith scores one of the Hokies' five touchdowns against Alabama.

NASHVILLE, Tenn. — A sellout crowd of 41,600, who braved a freezing rain and wind chill that dipped to 14 degrees, watched as Virginia Tech beat Alabama, 38-7, in the inaugural American General Music City Bowl in Nashville.

The win was Tech's first-ever football victory against Alabama, snapping a 10-game losing streak against the Crimson Tide. The winning margin was the largest ever in a bowl game for the Hokies, while the losing margin was the second-worst in a bowl game for the Tide.


Quarterback Al Clark got Tech off to a quick start with a 43-yard touchdown run on the fourth play of the game. But for the rest of the first half, the Hokies failed to take advantage of opportunities. A 44-yard Shayne Graham field goal near the end of the second quarter enabled Tech to take a 10-7 lead at halftime.

Things changed dramatically for the Hokies in the second half as they began to make the most of every opportunity, thanks in large part to the play of defensive end Corey Moore.

Moore forced Alabama quarterback Andrew Zow to throw an interception to



Tech linebacker Phillip Summers early in the third quarter. That led to a 1-yard touchdown run by Lamont Pegues, which gave the Hokies a 17-7 lead. Moore then blocked an Alabama punt to set up another Tech rushing touchdown — this time a 4-yard burst by Shyrone Stith.



Tech blocked two punts against the Crimson Tide, including this one by Keion Carpenter (1).

Virginia Tech	7	3	14	14	—	38
Alabama	0	7	0	0	—	7

VT (12:25 re 1st) — Clark 43 run (Graham kick)
UA (9:13 re 2nd) — Vaughn 5 pass from Zow (Pflugner kick)
VT (6:41 re 2nd) — FG Graham 44
VT (8:16 re 3rd) — Pegues 1 run (Graham kick)
VT (5:08 re 3rd) — Stith 4 run (Graham kick)
VT (13:31 re 4th) — Pegues 1 run (Graham kick)
VT (7:33 re 4th) — Midget 27 interception return (Graham kick)

Team Statistics	VT	UA
First downs	15	15
Rushes-yds	43-207	32-50
Passing yds.	71	224
Return yds.	78	-3
Passes	7-14-1	19-35-3
Punts-avg.	3-46.7	6-29.0
Fumbles-lost	0-0	2-1
Penalties-yds.	5-31	10-94
Time of poss.	23:43	36:17
Sacks by	3-13	4-27

Individual Leaders


Rushing — VT, Stith 10-71, Clark, 9-55, Pegues 15-41, Kendrick 3-27, Harrison 1-9, Ward 2-4, J. Ferguson 3-0; UA, Alexander 21-55, McClintock 3-3, Zow 8-(-8).
Passing — VT, Clark 7-14-71-1; UA, Zow 19-35-224-3.
Receiving — VT, Harrison 2-11, J. Ferguson 1-14, Stith 1-9, Hall 1-20, E. Johnson 1-8, Pegues 1-9; UA, Alexander 8-87, Vaughn 3-55, Milons 2-17, Jackson 2-20, Hall 2-14, Bowens 1-16, Locke 1-15.

Tech polished things off in the fourth quarter. The Hokies recovered a fumbled punt at the Alabama 19 and marched in for another TD by Pegues. Tech defensive back Anthony Midget put the finishing touches on with a 27-yard interception return for a touchdown.

The National Championship Game 2000 Sugar Bowl

Florida State 46, Virginia Tech 29

January 4, 2000 • New Orleans, La.
Louisiana Superdome • Att: 79,280



Clockwise from above — quarterback Michael Vick was dazzling in New Orleans; the HokieBird and Tech fans enjoy Bourbon Street; Anthony Midget (9) stole this pass intended for Peter Warrick; the Tech fans (center) and cheerleaders also put on a good show at the Superdome; Ike Charlton (3) and Carl Bradley clobber a Seminole.



A story and boxscore from the 2000 Sugar Bowl game can be found on page 161

Bowl Superlatives

LONGEST RUN FROM SCRIMMAGE: 77 yds., tb Maurice Williams vs. N.C. State, 1986 Peach
Opponent: 79 yds., tb Steve Hindman, Mississippi, 1968 Liberty (TD)

LONGEST PASS COMPLETION: 54 yds., qb Jim Druckenmiller to fl Bryan Still vs. Texas, 1995 Sugar (TD)
Opponent: 75 yds., qb John Paci to fl Thomas Lewis, Indiana, 1993 Independence (TD)

LONGEST PUNT RETURN: 60 yds., Bryan Still vs. Texas, 1995 Sugar (TD)
Opponent: **59 yds., Peter Warrick, Florida State, 2000 Sugar (TD)**

LONGEST KICKOFF RETURN: 63 yds., André Kendrick vs. Florida State, 2000 Sugar
Opponent: 51 yds., Jermaine Chaney, Indiana, 1993 Independence

LONGEST INTERCEPTION RETURN: 27 yds., cb Anthony Midget vs. Alabama, 1998 Music City (TD)
Opponent: 70 yds., mon Robert Bailey, Mississippi, 1968 Liberty (TD)

LONGEST PUNT: 62 yds., Gene Fisher vs. Miami, 1966 Liberty
Opponent: 63 yds., Mark Simon, Air Force, 1984 Independence

LONGEST FIELD GOAL: 46 yds., Chris Kinzer vs. N.C. State, 1986 Peach
Opponent: 52 yds., Phil Dawson, Texas, 1995 Sugar

MOST RUSHING CARRIES: 27, tb Cyrus Lawrence vs. Miami, 1981 Peach
Opponent: 29, qb Bart Weiss, Air Force, 1984 Independence

MOST RUSHING YARDS: 150, tb Ken Oxendine vs. Nebraska, 1996 Orange
Opponent: 121, tb Steve Hindman, Mississippi, 1968 Liberty

MOST RUSHING TOUCHDOWNS: 2, tb Lamont Pegues vs. Alabama, 1998 Music City;
tb André Kendrick vs. Florida State, 2000 Sugar
Opponent: 3, James Stewart, Tennessee, 1994 Gator

MOST PASSING ATTEMPTS: 34, Jim Druckenmiller, 1995 Sugar
Opponent: 36 James Brown, Texas, 1995 Sugar

MOST PASSING COMPLETIONS: 20, Erik Chapman vs. N.C. State, 1986 Peach
Opponent: 20, Chris Weinke, Florida State, 2000 Sugar

MOST PASSING YARDS: 266, Jim Druckenmiller vs. Texas, 1995 Sugar
Opponent: 329, Chris Weinke, Florida State, 2000 Sugar

MOST TOUCHDOWN PASSES THROWN: 3, Jim Druckenmiller vs. Nebraska, 1996 Orange
Opponent: 4, Chris Weinke, Florida State, 2000 Sugar

MOST RECEPTIONS: 7, fl André Davis vs. Florida State, 2000 Sugar
Opponent: 6, te Hank Shows, Mississippi, 1968 Liberty; fl Thomas Lewis, Indiana, 1993 Independence;
wr Joey Kent, Tennessee, 1994 Gator; Michael Adams, Texas, 1995 Sugar; tb Jonathan Linton,
North Carolina, 1998 Gator; **Peter Warrick, Florida State, 2000 Sugar**

MOST YARDS ON RECEPTIONS: 119, fl Bryan Still vs. Texas, 1995 Sugar
Opponent: 177, fl Thomas Lewis, Indiana, 1993 Independence



Tailback André Kendrick set or tied Tech bowl records for longest kickoff return, most rushing touchdowns and points scored in the 2000 Nokia Sugar Bowl national championship game.

Bowl Results

1947 Sun Bowl

Cincinnati 18, Virginia Tech 6

1966 Liberty Bowl

Miami (Fla.) 14, Virginia Tech 7

1968 Liberty Bowl

Mississippi 34, Virginia Tech 17

1980 Peach Bowl

Miami (Fla.) 20, Virginia Tech 10

1984 Independence Bowl

Air Force 23, Virginia Tech 7

1986 Peach Bowl

Virginia Tech 25, N. C. State 24

1993 Independence Bowl

Virginia Tech 45, Indiana 20

1994 Gator Bowl

Tennessee 45, Virginia Tech 23

1995 Sugar Bowl

Virginia Tech 28, Texas 10

1996 Orange Bowl

Nebraska 41, Virginia Tech 21

1998 Gator Bowl

North Carolina 42, Virginia Tech 3

1998 Music City Bowl

Virginia Tech 38, Alabama 7

2000 Sugar Bowl

Florida State 46, Virginia Tech 29

MOST TOUCHDOWNS BY RECEPTIONS:

1, nine different players
Opponent: 2, fl Thomas Lewis, Indiana, 1993 Independence; wr Octavus Barnes, North Carolina, 1998 Gator;
wr **Peter Warrick, Florida State, 2000 Sugar**; wr Ron Dugans, Florida State, 2000 Sugar

MOST YARDS TOTAL OFFENSE:

322, qb Michael Vick vs. Florida State, 2000 Sugar
Opponent: 288, qb Chris Weinke, Florida State, 2000 Sugar

MOST POINTS:

12, fl Bryan Still vs. Texas, 1995 Sugar; tb Lamont Pegues vs. Alabama, 1998 Music City;
tb André Kendrick vs. Florida State, 2000 Sugar

Opponent: 20, wr **Peter Warrick, Florida State, 2000 Sugar**

MOST FIELD GOALS MADE:

2, Chris Kinzer vs. N.C. State, 1986 Peach
Opponent: 2, Van Brown, Mississippi, 1968 Liberty; Dan Miller, Miami, 1981 Peach; Bill Manolopoulos, Indiana,
1993 Independence; Kris Brown, Nebraska, 1996 Orange

MOST TACKLES:

15, lb Ashley Lee vs. Miami, 1981 Peach; lb Vince Daniels vs. Air Force, 1984 Independence

Opponent: 17, lb Pat Teague, N.C. State, 1986 Peach

MOST INTERCEPTIONS:

2, db Floyd Bowles vs. Cincinnati, 1947 Sun; rov Torrian Gray vs. Texas, 1995 Sugar

Opponent: 1, 17 different players

MOST INTERCEPTION RETURN YARDS:

27, cb Anthony Midget vs. Alabama, 1998 Music City

Opponent: 70, mon Robert Bailey, Mississippi, 1968 Liberty

MOST KICKOFF RETURN YARDS:

80, Tommy Francisco vs. Miami, 1966 Liberty

Opponent: 89, Troy Russell, N.C. State, 1986 Peach

MOST PUNT RETURN YARDS:

88, Ike Charlton vs. Florida State, 2000 Sugar

Opponent: 89, Shawn Summers, Tennessee, 1994 Gator

BEST PUNTING AVERAGE:

46.7 yds., Jimmy Kibble vs. Alabama, 1998 Music City

Opponent: 44.5 yds., Jesse Kosch, Nebraska, 1996 Orange

100-YARD RUSHING PERFORMANCES:

Ken Oxendine (150 yds. vs. Nebraska, 1996 Orange);
Cyrus Lawrence (134 yds., vs. Miami, 1981 Peach; Maurice Williams (129 yds., vs. N.C. State, 1986

Peach); Ken Edwards (119 yds., vs. Mississippi, 1968 Liberty); Eddie Hunter (113 yds., vs. N.C. State, 1986 Peach); Dwayne Thomas (102 yds., vs. Tennessee, 1994 Gator)

Opponent: Steve Hindman (121 yds., Mississippi, 1968 Liberty); Mal Crite (101 yds., N.C. State, 1986 Peach)

BLOCKED PUNTS:

John Maskas (vs. Cincinnati, 1947 Sun); Jimmy Richards (vs. Miami, 1966 Liberty, set up TD);

Keion Carpenter (vs. Alabama, 1998 Music City); Corey Moore (vs. Alabama, 1998 Music City, set up TD)

Opponent: Derrick Taylor (N.C. State, 1986 Peach, resulted in TD); Quinton Savage (North Carolina, 1998

Gator, resulted in TD); **Tommy Polley (Florida State, 2000 Sugar, resulted in TD)**

MISCELLANEOUS TOUCHDOWNS:

1, Lawrence Lewis vs. Indiana, 1993 Independence, returned fumble 20 yds.;

Antonio Banks vs. Indiana, 1993 Independence, returned blocked field goal 80 yds.; Jim Baron vs. Texas,

1995 Sugar, returned fumble 20 yds.

Opponent: 1, Brian Bulluck, N.C. State, 1986 Peach, recovered blocked punt for TD; Jason Peter, Nebraska,

1996 Orange, returned fumble 31 yds.; Dre Bly, North Carolina, 1998 Gator, returned blocked punt 6 yds.;

Greg Ellis, North Carolina, 1998 Gator, recovered fumble for TD.

Team Bowl Marks

Tech Offensive High and Low Marks


	BEST	WORST
FIRST DOWNS	29 vs. N.C. State, 1986 Peach	7 vs. Miami, 1966 Liberty
Rushing	15 vs. N.C. State, 1986 Peach	4 vs. Miami, 1966 Liberty
Passing	13 vs. N.C. State, 1986 Peach	0 vs. Mississippi, 1968 Liberty
RUSHING YARDS	330 vs. Mississippi, 1968 Liberty	34 vs. Cincinnati, 1947 Sun
PASSING YARDS	266 vs. Texas, 1995 Sugar	2 vs. Mississippi, 1968 Liberty
TOTAL OFFENSE	503 vs. Florida State, 2000 Sugar	111 vs. Miami, 1966 Liberty
OFFENSIVE PLAYS	90 vs. N.C. State, 1986 Peach	56 vs. Miami, 1966 Liberty
Rushing Att.	60 twice (1968 Liberty, 1986 Peach)	32 vs. Texas, 1995 Sugar
Passing Att.	38 vs. Tennessee, 1994 Gator	7 vs. Mississippi, 1968 Liberty
PASSES COMPLETED	23 vs. Tennessee, 1994 Gator	1 vs. Mississippi, 1968 Liberty
PASSES HAD INTERCEPTED	0 three times (1996 Orange, 1998 Gator, 2000 Sugar)	2 vs. seven teams
FUMBLES LOST	0 three times (1947 Sun, 1981 Peach, 1998 Music City)	3 three times (1968 Liberty, 1998 Gator, 2000 Sugar)
YARDS PENALIZED	25 vs. Tennessee, 1994 Gator	120 vs. Mississippi, 1968 Liberty
POINTS SCORED	45 vs. Indiana, 1993 Independence	3 vs. North Carolina, 1998 Gator
RUSHING TOUCHDOWNS	4 vs. Alabama, 1998 Music City	0 twice (1996 Orange, 1998 Gator)
PASSING TOUCHDOWNS	3 vs. Nebraska, 1996 Orange	0 vs. seven teams
POINTS IN A QUARTER	21 vs. Indiana, 1993 Independence (2nd quarter)	
POINTS IN A HALF	28 vs. Indiana, 1993 Independence (1st half)	0 vs. four teams
	vs. Alabama, 1998 Music City (2nd half)	

Tech Defensive High and Low Marks

	BEST	WORST
FIRST DOWNS	11 twice (1966 Liberty, 1993 Independence)	25 vs. Nebraska, 1996 Orange
Rushing	3 twice (1966 Liberty, 1993 Independence)	15 vs. Nebraska, 1996 Orange
Passing	2 vs. Air Force, 1984 Independence	11 twice (1994 Gator, 1998 Gator)
RUSHING YARDS	20 vs. Indiana, 1993 Independence	369 vs. Cincinnati, 1947 Sun
PASSING YARDS	49 vs. Air Force, 1984 Independence	329 vs. Florida State, 2000 Sugar
TOTAL OFFENSE	163 vs. Miami, 1966 Liberty	495 vs. Tennessee, 1994 Gator
OFFENSIVE PLAYS	56 vs. N.C. State, 1986 Peach	74 vs. Mississippi, 1968 Liberty
Rushing Att.	23 vs. Florida State, 2000 Sugar	55 vs. Air Force, 1984 Independence
Passing Att.	7 vs. Air Force, 1984 Independence	37 vs. two teams
PASSES COMPLETED	5 vs. Cincinnati, 1947 Sun	20 vs. Florida State, 2000 Sugar
PASSES INTERCEPTED	3 three times (1947 Sun, 1995 Sugar, 1998 Music City)	0 vs. six teams
FUMBLES RECOVERED	2 vs. three teams	0 vs. six teams
POINTS GIVEN UP	7 vs. Alabama, 1998 Music City	46 vs. Florida State, 2000 Sugar
POINTS GIVEN UP (QUARTER)		21 vs. Tennessee, 1994 Gator
POINTS GIVEN UP (HALF)	0 three times (1966 Liberty, 1995 Sugar, 1998 Music City)	35 vs. Tennessee, 1994 Gator
RUSHING TDS ALLOWED	0 five times (1986 Peach, 1993 Independence, 1995 Sugar, 1998 Music City, 2000 Sugar)	4 twice (1994 Gator, 1996 Orange)
PASSING TDS ALLOWED	0 vs. three teams	4 vs. Florida State, 2000 Sugar

LONGEST TOUCHDOWN DRIVE BY TECH: 80 yards vs. Miami, 1981 Peach; vs. Tennessee, 1994 Gator; vs. Nebraska, 1996 Orange (twice); vs. Florida State, 2000 Sugar (twice)

LONGEST TOUCHDOWN DRIVE BY AN OPPONENT: 99 yards by Miami, 1981 Peach



The Hokies' offense put up a Tech bowl-record 503 yards of total offense against Florida State in the 2000 Nokia Sugar Bowl national championship game.

Hokies on Television

Tech Increases Exposure – and Wins – on TV

Overall Television Record	58-37
Last Five Seasons	32-9
Under Coach Beamer	44-25
Home Television Record	30-11
Away Television Record	24-17
Neutral Television Record	4-9

1999 Hokies

vs. Clemson	(hW, 31-11)	9/23	ESPN (national)
vs. Virginia	(aW, 31-7)	10/2	ESPN2 (national)
vs. Rutgers	(aW, 58-20)	10/9	ESPN Regional
vs. Syracuse	(hW, 62-0)	10/16	ESPN (national)
vs. Pittsburgh	(aW, 30-17)	10/30	ESPN2 (national)
vs. West Virginia	(aW, 22-20)	11/6	CBS (national)
vs. Miami	(hW, 43-10)	11/13	ESPN (national)
vs. Temple	(aW, 62-7)	11/20	ESPN2 (national)
vs. Boston College	(hW, 38-14)	11/26	CBS (national)
vs. Florida State	(nL ⁷ , 29-46)	1/4/00	ABC (national)

1998 Hokies

vs. East Carolina	(aW, 38-3)	9/5	Home Team Sports (regional)
vs. Miami	(aW, 27-20 OT)	9/19	ESPN (national)
vs. Pittsburgh	(hW, 27-7)	9/26	ESPN2 (national)
vs. Boston College	(aW, 17-0)	10/8	ESPN (national)
vs. West Virginia	(hW, 27-13)	10/31	BIG EAST Network (regional)
vs. Syracuse	(aL, 26-28)	11/14	ESPN2 (national)
vs. Virginia	(hL, 32-36)	11/28	ESPN (national)
vs. Alabama	(nW ¹⁰ , 38-7)	12/29	ESPN (national)

1997 Hokies

vs. Rutgers	(aW, 59-19)	8/30	ESPN (national)
vs. Syracuse	(hW, 31-3)	9/13	ESPN (national)
vs. Boston College	(hW, 17-7)	10/11	BIG EAST Network (regional)
vs. West Virginia	(aL, 17-30)	10/25	CBS (regional)
vs. Miami	(hW, 27-25)	11/8	ESPN2 (national)
vs. Virginia	(aL, 20-34)	11/29	ESPN (national)
vs. North Carolina	(nL ⁹ , 3-42)	1/1/98	NBC (national)

1996 Hokies

vs. Boston College	(aW, 45-7)	9/14	ESPN (national)
vs. Rutgers	(hW, 30-14)	9/21	BIG EAST Network (regional)
vs. Syracuse	(aL, 21-52)	9/28	CBS (regional)
vs. Pittsburgh	(hW, 34-17)	10/26	BIG EAST Network (regional)
vs. East Carolina	(hW, 35-14)	11/9	ESPN2 (national)
vs. Miami	(aW, 21-7)	11/16	CBS (regional)
vs. West Virginia	(hW, 31-14)	11/23	ESPN2 (national)
vs. Virginia	(hW, 26-9)	11/29	CBS (national)
vs. Nebraska	(nL ⁸ , 41-21)	12/31	CBS (national)

1995 Hokies

vs. Boston College	(hL, 14-20)	9/7	ESPN (national)
vs. Miami	(hW, 13-7)	9/23	BIG EAST Network (regional)
vs. Pittsburgh	(aW, 26-16)	9/30	BIG EAST Network (regional)
vs. West Virginia	(aW, 27-0)	10/28	BIG EAST Network (regional)
vs. Syracuse	(hW, 31-7)	11/4	ABC (regional)
vs. Virginia	(aW, 36-29)	11/18	ABC (regional)
vs. Texas	(nW ⁷ , 28-10)	12/31	ABC (national)

1994 Hokies

vs. Boston College	(aW, 12-7)	9/17	BIG EAST Network (regional)
vs. West Virginia	(hW, 34-6)	9/22	ESPN (national)
vs. Syracuse	(aL, 20-28)	10/1	ABC (regional)
vs. Miami	(aL, 3-24)	10/29	ABC (regional)
vs. Virginia	(hL, 23-42)	11/19	BIG EAST Network (regional)
vs. Tennessee	(nL ⁶ , 23-45)	12/30	WTBS (cable)

1993 Hokies

vs. Miami	(aL, 2-20)	9/18	Sunshine Network (Florida)
vs. West Virginia	(aL, 13-14)	10/2	BIG EAST Network (regional)
vs. Boston College	(aL, 34-48)	11/6	BIG EAST Network (regional)
vs. Syracuse	(hW, 45-24)	11/13	BIG EAST Network (regional)
vs. Virginia	(aW, 20-17)	11/20	Jefferson-Pilot (regional)
vs. Indiana	(nW ³ , 45-20)	12/31	ESPN (national)

1992 Hokies

vs. East Carolina	(aL, 27-30)	9/12	Pirate Network (regional)
vs. Temple	(aW, 26-7)	9/19	BIG EAST Network (regional)
vs. Miami	(hL, 23-43)	10/24	BIG EAST Network (regional)
vs. Syracuse	(aL, 9-28)	11/7	BIG EAST Network (regional)

1991 Hokies

vs. West Virginia	(aW, 20-14)	10/5	BIG EAST Network (regional)
vs. Florida State	(nL ⁵ , 20-33)	10/12	BIG EAST Network (regional)
vs. Virginia	(aL, 0-38)	11/23	Jefferson-Pilot (regional)

1990 Hokies

vs. Maryland	(aL, 13-20)	9/1	Jefferson-Pilot (regional)
vs. Virginia	(hW, 38-13)	11/24	ESPN (national)

1989 Hokies

vs. Akron	(hW, 29-3)	9/2	SportsChannel America (cable); WJPR-TV
vs. Clemson	(hL, 7-27)	9/16	WJPR-TV (state)
vs. Temple	(hW, 23-0)	9/23	WJPR-TV (state)
vs. Florida State	(hL, 7-41)	10/14	WJPR-TV (state)
vs. Tulane	(hW, 30-13)	10/28	SportsChannel America (cable); WJPR-TV
vs. Vanderbilt	(aW, 18-0)	11/4	WJPR-TV (state)

1988 Hokies

vs. Clemson	(aL, 7-40)	9/3	Jefferson-Pilot (regional)
-------------	------------	-----	----------------------------

1986 Hokies

vs. Clemson	(aW, 20-14)	9/13	Jefferson-Pilot (regional)
vs. Syracuse	(aW, 26-17)	9/20	Creative Sports Marketing (regional)
vs. West Virginia	(hW, 13-7)	10/4	Creative Sports Marketing (regional)
vs. Temple	(nF ⁴ , 13-29)	10/18	WDBJ, WRLH, WHSV, WTVZ (state)
vs. Richmond	(aW, 17-10)	11/8	WDBJ, WRLH, WHSV, WTVZ (state)
vs. N.C. State	(nW ² , 25-24)	12/31	Mizlou (national)

1985 Hokies

vs. Syracuse	(hW, 24-14)	9/28	Home Team Sports (regional)
vs. William & Mary	(hW, 40-14)	10/12	Home Team Sports (regional)
vs. Louisville	(hW, 41-17)	11/9	Home Team Sports (regional)

1984 Hokies

vs. West Virginia	(hL, 7-14)	9/15	USA Network (cable)
vs. Duke	(hW, 27-0)	10/13	Home Team Sports (regional)
vs. Air Force	(nL ³ , 7-23)	12/15	Mizlou Network, ESPN (cable)

1983 Hokies

vs. West Virginia	(aL, 0-13)	10/15	CBS (regional)
-------------------	------------	-------	----------------

1982 Hokies

vs. Miami	(hL, 8-14)	9/18	CBS (regional)
vs. Duke	(aW, 22-21)	10/9	CBS (regional)
vs. Virginia	(hW, 21-14)	11/25	WTBS (cable)

1981 Hokies

vs. VMI	(hL, 0-6)	11/21	ABC (regional)
---------	-----------	-------	----------------

1980 Hokies

vs. Wake Forest	(aW, 16-7)	9/6	ABC (regional)
vs. Florida State	(aL, 7-31)	11/8	ABC (regional)
vs. Miami	(nL ² , 10-20)	1/2/81	CBS (national)

1979 Hokies

vs. Florida State	(hL, 10-17)	9/29	ABC (regional)
-------------------	-------------	------	----------------

1978 Hokies

vs. Clemson	(aL, 7-38)	10/7	ABC (regional)
-------------	------------	------	----------------

1968 Hokies

vs. Mississippi	(nL ¹ , 17-34)	12/14	ABC (national)
-----------------	---------------------------	-------	----------------

1966 Hokies

vs. Florida State	(hW, 23-21)	10/29	ABC (regional)
vs. Miami	(nL ¹ , 7-14)	12/10	ABC (national)

1959 Hokies

vs. Florida State	(hL, 6-7)	10/10	WSLS/Chesley Co. (regional)
-------------------	-----------	-------	-----------------------------

Neutral Games/Sites

1. Liberty Bowl; Memphis, Tenn.
2. Peach Bowl; Atlanta, Ga.
3. Independence Bowl; Shreveport, La.
4. Oyster Bowl; Norfolk, Va. (regular season)
5. Orlando, Fla. (regular season)
6. Gator Bowl; Gainesville, Fla.
7. Sugar Bowl; New Orleans, La.
8. Orange Bowl; Miami, Fla.
9. Gator Bowl; Jacksonville, Fla.
10. Music City Bowl; Nashville, Tenn.