


BOWL TRADITION

7 NATIONAL CHAMPIONSHIPS 40 CONFERENCE CHAMPIONSHIPS 24 BOWL CHAMPIONSHIPS 142 ALL-AMERICANS 63 NATIONAL AWARD WINNERS

		1939 * ORANGE BOWL				1947 * GATOR BOWL				1949 * SUGAR BOWL	
Miami, Fla. (32,191)				Jacksonville, Fla. (10,034)				New Orleans, La. (80,383)			
TENNESSEE		17		N.C. STATE		13		NORTH CAROLINA		6	
OKLAHOMA		0		OKLAHOMA		34		OKLAHOMA		14	

	OU	UT
First Downs	6	15
Rushes-Yards	16-25	51-197
Passing Yards	69	63
Passes-Comp-Int	13-4-0	27-10-1
Plays-Yards	43-94	64-260
Fumbles-Lost	4-3	2-1
Penalties-Yards	9-90	16-130
Punts-Average	13-40	12-36

SCORE BY QUARTER

Tennessee	7	3	0	7	17
Oklahoma	0	0	0	0	0

SCORING
 UT - Foxx 12-yd run (Wyatt run), 7-0
 UT - Wyatt 32-yd FG, 10-0
 UT - Wood 22-yd run (Wyatt kick), 17-0

STATISTICS LEADERS
 Rushing: OU - McCullough, 9-9
 UT - Coffman, 12-56
 Passing: OU - McCullough, 19-7-1-37
 UT - Wood, 5-2-0-40
 Receiving: OU - Clark, 3-30
 UT - Cifers, 1-23

GAME SUMMARY
 This was the first Orange Bowl that featured two national powers as both teams were undefeated and untied. To lure the Sooners to Miami, the Orange Bowl director circled the Norman campus, leaving chalk messages that promoted the game. Tennessee's powerful ground attack was too much for the Sooners, winners of 14 straight, as the Volunteers raced to a 17-0 victory in the fifth annual Orange Bowl. The victory was the 13th straight for the Vols, who were coached by Major Bob Neyland. The game was considered to be the roughest of all bowl games played that year as both teams combined for more than 200 yards in penalties.

	OU	NCS
First Downs	12	13
Rushes-Yards	43-195	47-136
Passing Yards	75	103
Passes-Comp-Int	9-3-2	18-7-3
Plays-Yards	51-270	65-239
Fumbles-Lost	4-3	2-1
Penalties-Yards	7-34	3-13
Punts-Average	5-31.0	4-36.0

SCORE BY QUARTER

N.C. State	7	0	6	0	13
Oklahoma	7	20	0	7	34

SCORING
 OU - Davis 1 yd run (Wallace kick), 0-7
 NCSU - Phillips 63 yd pass from Turner (Byler kick), 7-7
 OU - Davis 7 yd run (Wallace kick), 7-14
 OU - Golding 5 yd run (Wallace kick), 7-21
 OU - Davis 5 yd run (kick failed), 7-27
 NCSU - Palmer 8 yd run (kick failed), 13-27
 OU - Owens 15 yd pass from Sarratt (Wallace kick), 13-34

STATISTICS LEADERS
 Rushing: OU - Golding, 12-91
 NCSU - Palmer, 10-70

GAME SUMMARY
 In a game that featured two of the marquee names in college football at the time, Oklahoma blasted North Carolina State 34-13 before an overflowing crowd of 10,000 in the second annual Gator Bowl. The Sooners did not take long to get on the scoreboard, two minutes to be exact, on an Eddie Davis one-yard plunge. N.C. State roared back to even the score, but OU put the game out of reach by scoring 20 second-quarter points and coasted from there. The marquee matchup was made possible because of the Tournament of Roses committee decision to match representatives of the Western Athletic Conference (now the Pac Ten) and the Big Nine, (now the Big 10). This agreement made it possible for teams not waiting for a possible Rose Bowl berth to be picked by the Gator Bowl committee.

	OU	UNC
First Downs	14	12
Rushes-Yards	65-186	34-128
Passing Yards	43	82
Passes-Comp-Int	4-1-0	21-8-2
Plays-Yards	229	42-210
Fumbles-Lost	1-1	0-0
Penalties-Yards	40	30
Punts-Average	5-36.8	7-38.0

SCORE BY QUARTER

North Carolina	6	0	0	0	6
Oklahoma	7	0	7	0	14

SCORING
 OU - Mitchell 1 yd run (Ming kick), 7-0
 UNC - Rodgers 3 yd run (kick failed), 7-6
 OU - Pearson 7 yd run (Ming kick), 14-6

STATISTICS LEADERS
 Rushing: OU - Heath, 12-58
 UNC - Justice, 16-84
 Passing: OU - Royal, 1-1-0-43
 UNC - Justice, 13-6-1-57
 Receiving: OU - Anderson, 1-43
 UNC - Weiner, 3-36

GAME SUMMARY
 It was legendary Coach Bud Wilkinson's first bowl game as the fifth-ranked and underdog Sooners took on the third-ranked and unbeaten North Carolina Tar Heels accompanied by their All-America tailback Charlie "Choo Choo" Justice. Oklahoma upset the 'Heels with the big play coming in the first quarter as linebacker Myrle Greathouse intercepted a pass and returned it 70 yards to set up Jack Mitchell's one-yard run. The Sooners never trailed after that.

BOWL TRADITION

1950 ★ SUGAR BOWL		1951 ★ SUGAR BOWL		1954 ★ ORANGE BOWL	
New Orleans, La. (82,000)		New Orleans, La. (80,206)		Miami, Fla. (68,640)	
LOUISIANA STATE	0	KENTUCKY	13	MARYLAND	0
OKLAHOMA	35	OKLAHOMA	7	OKLAHOMA	7

	LSU	OU
First Downs	8	10
Rushes-Yards	40-38	55-286
Passing Yards	121	74
Passes-Comp-Int	20-9-2	11-2-4
Plays-Yards	na-159	na-360
Fumbles-Lost	4-4	4-4
Penalties-Yards	6-40	8-40
Punts-Average	8-33.6	7-37.4

	UK	OU
First Downs	7	18
Rushes-Yards	40-84	59-189
Passing Yards	105	38
Passes-Comp-Int	12-9-1	8-3-1
Plays-Yards	52-189	67-227
Fumbles-Lost	1-0	7-5
Penalties-Yards	6-40	2-30
Punts-Average	8-41.7	6-33.4

	OU	UM
First Downs	10	13
Rushes-Yards	47-208	52-176
Passing Yards	22	36
Passes-Comp-Int	6-4-0	12-5-1
Plays-Yards	53-230	64-212
Fumbles-Lost	2-2	2-1
Penalties-Yards	7-45	3-15
Punts-Average	7-31.3	5-29.0

SCORE BY QUARTER

LSU	0	0	0	0	0
Oklahoma	0	14	7	14	35

SCORE BY QUARTER

Kentucky	7	6	0	0	13
Oklahoma	0	0	0	7	7

SCORE BY QUARTER

Maryland	0	0	0	0	0
Oklahoma	0	7	0	0	7

SCORING
 OU - Thomas 34 yd pass from Pearson (Tipps kick), 7-0
 OU - Thomas 5 yd run (Tipps kick), 14-0
 OU - Heath 86 yd run (Tipps kick), 21-0
 OU - Royal 5 yd run (Tipps kick), 28-0
 OU - Heath 34 yd run (Tipps kick), 35-0

SCORING
 UK - Jamerson 22 yd pass from Parilli (kick good), 7-0
 UK - Jamerson 1 yd run (kick failed), 13-0
 OU - Green 17 yd pass from Vessels (Weatherall kick), 13-7

SCORING
 OU - Grigg 25 yd run (Leake kick), 0-7

STATISTICS LEADERS
 Rushing: OU - Heath, 15-170
 LSU - West, 5-26
 Passing: OU - Pearson, 7-2-na-74
 LSU - Pevy, 11-5-na-82
 Receiving: OU - Goad, 1-40
 LSU - Baggett, 4-50

STATISTICS LEADERS
 Rushing: OU - Heath, 20-121
 UK - Jamerson, 15-58
 Passing: OU - Arnold, 5-2-0-21
 UK - Parilli, 12-9-0-105
 Receiving: OU - Vessels, 2-21
 UK - Bruno, 3-57

STATISTICS LEADERS
 Rushing: OU - Grigg, 13-89
 UM - Felton, 10-51
 Passing: OU - Calame, 4-4-0-22
 UM - Boxold, 9-3-1-42
 Receiving: OU - Burris, 3-17
 UM - Holan, 2-31

GAME SUMMARY
 Wilkinson's team was rated second in the nation and it was the first one of his squads to post an undefeated record, 10-0. The game was one-sided and still stands as the largest margin of victory in OU bowl history. One of the many Sooner big plays was Leon Heath's OU bowl record-breaking 86-yard TD run. The game was marred by an early-week incident where a former LSU player was caught spying on Sooner practices. It was the only time in Wilkinson's career that he publicly blasted an opponent.

GAME SUMMARY
 OU won its first national championship by going a perfect 10-0 in the regular season. However, Kentucky, coached by Paul "Bear" Bryant, upset the Sooners and broke a 31-game OU winning streak. OU lost a bowl-record five fumbles in falling behind 13-0. A fourth quarter 17-yard TD pass by Billy Vessels narrowed the margin but a come-from-behind effort was foiled by an interception in the final minute of play.

GAME SUMMARY
 It was the first game of the contract that pitted the Big Seven champion against the Atlantic Coast Conference champ. Maryland came into the game as the regular season national champion with OU rated fourth. Twice, the Terrapins had first down with the ball inside the 10-yard line, and both times the Sooner defense refused to allow any points on the scoreboard. Sooner tailback Larry Grigg scored the only TD of the game with a 25-yard scamper in the second period. The 1954 bowl game was the first bowl game in which the players had to play both ways. Sooner hero Grigg also played defensive back.

BOMBER SOONER

2007 SEASON

COACHING STAFF

THE SOONERS

SEASON REVIEW

HISTORY

BOWL TRADITION

7 NATIONAL CHAMPIONSHIPS 40 CONFERENCE CHAMPIONSHIPS 24 BOWL CHAMPIONSHIPS 142 ALL-AMERICANS 63 NATIONAL AWARD WINNERS

1956 * ORANGE BOWL			1958 * ORANGE BOWL			1959 * ORANGE BOWL		
Miami, Fla. (75,561)			Miami, Fla. (76,561)			Miami, Fla. (75,281)		
MARYLAND		6	DUKE		21	SYRACUSE		6
OKLAHOMA		20	OKLAHOMA		48	OKLAHOMA		21

	OU	UM
First Downs	16	9
Rushes-Yards	64-202	47-187
Passing Yards	53	46
Passes-Comp-Int	10-4-1	10-3-3
Plays-Yards	74-255	57-233
Fumbles-Lost	1-1	3-2
Penalties-Yards	3-35	7-61
Punts-Average	8-34.5	7-40.4

SCORE BY QUARTER

Maryland	0	6	0	0	6
Oklahoma	0	0	14	6	20

SCORING

UM - Vereb 15 yd run (kick failed), 6-0
 OU - McDonald 4 yd run (Pricer kick), 6-7
 OU - O'Neal 1 yd run (Pricer kick), 6-14
 OU - Dodd 82 yd interception return (kick failed), 6-20

STATISTICS LEADERS

Rushing: OU - Harris, 9-50
 UM - Vereb, 8-108
 Passing: OU - Harris, 5-3-0-34
 UM - Beightol, 7-2-2-35
 Receiving: OU - Burris, 2-28
 UM - Cooke, 1-21

GAME SUMMARY

This time it was OU that carried the number one ranking into the game with Maryland ranked third, having lost just one game during the regular season. The Sooners, a perfect 10-0 and in the midst of their 47-game winning streak, trailed 6-0 at the half. The Sooners went into their famous "fast break offense" in the second half and scored three times to post their second Orange Bowl victory. It was the second national championship for Oklahoma.

	OU	DU
First Downs	11	16
Rushes-Yards	44-165	69-231
Passing Yards	114	97
Passes-Comp-Int	18-9-3	13-8-2
Plays-Yards	62-279	82-328
Fumbles-Lost	2-1	3-2
Penalties-Yards	12-150	3-25
Punts-Average	7-34.7	10-28.1

SCORE BY QUARTER

Duke	0	7	7	7	21
Oklahoma	7	7	7	27	48

SCORING

OU - Baker 94 yd int. return (Dodd kick), 0-7
 OU - Thomas 13 yd run (Dodd kick), 0-14
 DU - McElhaney 1 yd run (Carlton kick), 7-14
 OU - Dodd 1 yd run (Dodd kick), 7-21
 DU - McElhaney 4 yd run (Carlton kick), 14-21
 OU - Sandefer 4 yd run (Dodd kick), 14-28
 OU - Baker 29 yd pass from Hobby (Boyd kick), 14-35
 DU - Dutrow 8 yd run (Carlton kick), 21-35
 OU - Hobby 9 yd pass from Baker (McDaniel kick), 21-42
 OU - Carpenter 73 yd int. of lateral (kick failed), 21-48

STATISTICS LEADERS

Rushing: OU - Thomas, 13-62
 Duke - Carlton, 15-84
 Passing: OU - Hobby, 4-3-0-48
 Duke - Brodhead, 6-4-1-60
 Receiving: OU - Baker, 1-29
 Duke - Latimore, 3-33

GAME SUMMARY

The 47-game winning streak had been broken earlier in the season, but the Sooners still came into the game ranked No. 4. Duke, the ACC winner, was unranked. Oklahoma got only six first downs, lost the total offense battle (328 yards to 279) and picked up an OU bowl-record 165 yards in penalties, but used two interception returns for TD, including an OU bowl record 94-yarder from David Baker, two fumble recoveries, a blocked punt and a bad snap from center to win going away. The 48 points marked an all-time OU bowl record that stood until matched by the '91 Gator Bowl team.

	OU	SU
First Downs	12	18
Rushes-Yards	44-152	56-239
Passing Yards	93	72
Passes-Comp-Int	4-3-0	25-10-2
Plays-Yards	48-245	81-311
Fumbles-Lost	2-1	2-2
Penalties-Yards	3-35	4-20
Punts-Average	8-37.0	8-31.2

SCORE BY QUARTER

Syracuse	0	0	0	6	6
Oklahoma	14	0	7	0	21

SCORING

OU - Gautt 42 yd run (PAT failed), 0-6
 OU - Coyle 79 yd pass from Hobby (PAT pass), 0-14
 OU - Hobby 40 yd punt return (Hobby kick), 0-21
 SU - Weber 15 yd run (Weber kick), 6-21

STATISTICS LEADERS

Rushing: OU - Gautt, 6-94
 SU - Anderson, 12-58
 Passing: OU - Hobby, 1-1-0-79
 SU - Zimmerman, 22-10-1-72
 Receiving: OU - Coyle, 1-79
 SU - Stevens, 5-43

GAME SUMMARY

Waiving the "no repeat rule" because of a new bowl contract, the Sooners played in their second consecutive Orange Bowl, defeating the Orangemen from Syracuse, 21-6. The Sooners were led by Prentice Gautt who scored the game's first TD on the second play of the game with a 42-yard run. Gautt averaged an OU bowl-record 15.7-yards every time he touched the ball. It was the Sooners' fourth straight Orange Bowl victory. Oklahoma ended the season ranked fifth in the nation, its only loss a one-pointer to Texas.

BOWL TRADITION

1963 ★ ORANGE BOWL		
Miami, Fla. (73,380)		
ALABAMA		17
OKLAHOMA		0

1965 ★ GATOR BOWL		
Jacksonville, Fla. (50,408)		
FLORIDA STATE		36
OKLAHOMA		19

1968 ★ ORANGE BOWL		
Miami, Fla. (77,993)		
TENNESSEE		24
OKLAHOMA		26

	OU	UA
First Downs	10	15
Rushes-Yards	52-154	50-174
Passing Yards	106	86
Passes-Comp-Int	8-4-0	17-9-1
Plays-Yards	60-260	67-260
Fumbles-Lost	2-2	1-1
Penalties-Yards	1-5	1-12
Punts-Average	10-34.0	8-40.5

	FSU	OU
First Downs	29	13
Rushes-Yards	217	71
Passing yards	303	209
Passes-Comp-Int	36-23-1	22-10-4
Plays-Yards	59-520	52-280
Fumbles-Lost	2-2	1-1
Penalties-Yards	9-52	7-35
Punts-Average	1-26.0	6-38.0

	OU	UT
First Downs	18	18
Rushes-Yards	50-203	44-172
Passing Yards	107	160
Passes-Comp-Int	18-9-3	na
Plays-Yards	68-310	68-332
Fumbles-Lost	0-0	1-1
Penalties-Yards	2-10	4-27
Punts-Average	5-47	2-32

SCORE BY QUARTER

Alabama	7	7	3	0	17
Oklahoma	0	0	0	0	0

SCORE BY QUARTER

Florida State	6	18	6	6	36
Oklahoma	7	0	6	6	19

SCORE BY QUARTER

Tennessee	0	0	14	10	24
Oklahoma	7	12	0	7	26

SCORING
 UA - Williamson 25 yd pass from Namath (Davis kick), 7-0
 UA - Clark 15 yd run (Davis kick), 14-0
 UA - Davis 19 yd field goal, 17-0

SCORING
 FSU - Ehler 69 yd interception (PAT failed), 6-0
 OU - Kennedy 1 yd run (Metcalf kick), 6-7
 FSU - Biletnikoff 15 yd pass from Tensi (PAT failed), 12-7
 FSU - Biletnikoff 14 yd pass from Tensi (PAT failed), 18-7
 FSU - Biletnikoff 10 yd pass from Tensi (PAT failed), 24-7
 OU - Pannell 2 yd run, (PAT failed), 24-13
 FSU - Floyd 14 yd pass from Tensi (PAT failed), 30-13
 OU - Hart 95 yd pass from Fletcher (PAT failed), 30-19
 FSU - Biletnikoff 6 yd pass from Tensi (PAT failed), 36-19

SCORING
 OU - Warmack 7 yd run (Vashon kick), 0-7
 OU - Hinton 20 yd pass from Warmack (kick failed), 0-13
 OU - Owens 1 yd run (PAT failed), 0-19
 UT - Glover 36 yd interception return (Kremser kick), 7-19
 UT - Fulton 5 yd run (Kremser kick), 14-19
 UT - Kremser 26 yd field goal, 17-19
 OU - Stephenson 25 yd interception (Vashon kick), 17-26
 UT - Warren 1 yd run (Kremser kick), 24-26

STATISTICS LEADERS
 Rushing: OU - Grisham, 28-107
 UA - Versprille, 14-52
 Passing: OU - Fletcher, 1-1-0-56
 UA - Namath, 17-9-1-86
 Receiving: OU - Bumgardner, 1-56
 UA - Williamson, 4-58

STATISTICS LEADERS
 Rushing: OU - Ringer, 7-41
 FSU - Spooner, 27-125
 Passing: OU - Fletcher, 7-3-0-117
 FSU - Tensi, 36-23-4-303
 Receiving: OU - Hart, 6-165
 FSU - Biletnikoff, 13-192

STATISTICS LEADERS
 Rushing: OU - Warmack, 17-81
 UT - Chadwick, 12-72
 Passing: OU - Warmack, 18-9-2-107
 UT - Warren, 23-12-2-160
 Receiving: OU - Hinton, 5-87
 UT - Flowers, 4-59

GAME SUMMARY
 It was Bud Wilkinson's last bowl game. Paul "Bear" Bryant, coaching his alma mater, repeated his victory as the coach at Kentucky in the 1951 Sugar Bowl with a 17-0 triumph. LB Lee Roy Jordan, the MVP, and quarterback Joe Namath led the Crimson Tide to the victory. The Sooners had first and goal twice in the first half, but fumbles ended OU's chances and the Sooners never really threatened again. The lone highlight for the Oklahoma team was a visit by President John F. Kennedy to the Sooners' locker room. Although President Kennedy claimed neutrality, it was obvious by the grimace on his face he was backing the Oklahoma team.

GAME SUMMARY
 Florida State used a sophisticated passing attack to win easily. To add insult to injury, four of the Seminoles' TD passes were thrown on fourth-down plays. Four Oklahoma players had been found ineligible the night before the game because they had signed pro contracts which was in violation of NCAA rules. FSU wide receiver Fred Biletnikoff finished the game with 13 receptions for 192 yards and four TDs.

GAME SUMMARY
 Oklahoma had won the Big Eight title in Chuck Fairbank's first year as head coach. Although a slight underdog to the Vols, OU broke out to a 19-0 halftime lead. Tennessee came back to narrow the Sooner lead to 19-17 before Oklahoma defensive back Bob Stephenson picked off a pass and raced 24 yards to give OU an all important insurance TD. The Sooners desperately needed the insurance when Dewey Warren plowed in from a yard out. The Volunteers then missed a potential game-winning field goal as the gun went off.

BOOMER SOONER

2007 SEASON

COACHING STAFF

THE SOONERS

SEASON REVIEW

HISTORY

BOWL TRADITION

7 NATIONAL CHAMPIONSHIPS 40 CONFERENCE CHAMPIONSHIPS 24 BOWL CHAMPIONSHIPS 142 ALL-AMERICANS 63 NATIONAL AWARD WINNERS

1968 * BLUEBONNET BOWL		
Houston, Texas (53,543)		
SMU		28
OKLAHOMA		27

1970 * BLUEBONNET BOWL		
Houston, Texas (53,832)		
ALABAMA		24
OKLAHOMA		24

1972 * SUGAR BOWL		
New Orleans, La. (84,031)		
AUBURN		22
OKLAHOMA		40

	OU	SMU
First Downs	23	22
Rushes-Yards	53-176	33-72
Passing Yards	294	281
Passes-Comp-Int	37-18-3	43-22-2
Plays-Yards	90-479	76-353
Fumbles-Lost	1-1	2-2
Penalties-Yards	6-55	4-34
Punts-Average	6-38.2	7-41.0

SCORE BY QUARTER

SMU	0	0	6	22	28
Oklahoma	7	0	14	6	27

SCORING

- OU - Warmack 8 yd run (Derr kick), 0-7
- OU - Barr 21 yd pass from Owens (Derr kick), 0-14
- SMU - Richardson 1 yd run (kick failed), 6-14
- OU - Denton 22 yd pass from Ripley (Derr kick), 6-21
- SMU - Richardson 18 yd run (Lesser kick), 13-21
- SMU - Levias 11 yd pass from Hixson (Lesser kick), 20-21
- SMU - Fleming 19 yd pass from Hixson (PAT good), 28-21
- OU - Barr 20 yd pass from Ripley (kick failed), 28-27

STATISTICS LEADERS

- Rushing: OU - Owens, 36-113
SMU - Richardson, 18-76
- Passing: OU - Ripley, 22-10-2-153
SMU - Hixson, 43-22-2-281
- Receiving: OU - Barr, 8-138
SMU - Levias, 8-112
- Tackles: OU - Casteel, 12
SMU - Cormier, 14

GAME SUMMARY

OU led 20-6 entering the fourth but SMU's Chuck Hixson, passing for 281 yards, led a comeback that produced a 28-21 lead. OU, without injured QB Bob Warmack, narrowed the margin to one on a pass from Mickey Ripley, but missed a two-point conversion for the lead. One last chance came after recovering an on-side kick but a field goal attempt from inside the SMU 30-yard line went wide as time expired.

	UA	OU
First Downs	21	19
Rushes-Yards	43-229	60-349
Passing Yards	199	66
Passes-Comp-Int	27-14-0	7-5-0
Plays-Yards	70-428	67-415
Fumbles-Lost	2-1	3-2
Penalties-Yards	7-50	3-42
Punts-Average	4-37.0	5-37.0

SCORE BY QUARTER

Alabama	7	7	3	7	24
Oklahoma	7	14	0	3	24

SCORING

- OU - Pruitt 58 yd run (Derr kick), 0-7
- UA - Moore 4 yd pass from Hunter (Clemmy kick), 7-7
- OU - Pruitt 25 yd run (Derr kick), 7-14
- UA - Bailey 5 yd pass from Hunter (Clemmy kick), 14-14
- OU - Wylie 2 yd run (Derr kick), 14-21
- UA - Clemmy 21 yd field goal, 17-21
- UA - Hunter 25 yd pass from Musso (Clemmy kick), 24-21
- OU - Derr 42 yd field goal, 24-24

STATISTICS LEADERS

- Rushing: OU - Crosswhite, 20-111
UA - Musso, 27-138
- Passing: OU - Mildren, 7-5-0-66
UA - Hunter, 26-13-1-174
- Receiving: OU - Harrison, 2-45
UA - Bailey, 4-86

GAME SUMMARY

The emergence of the wishbone and Greg Pruitt were late-season developments that propelled OU to four wins in its last five games and a postseason invitation. The Sooners had switched to the wishbone and they were running it to perfection by the time the bowl game rolled around. The "bone" produced 349 yards rushing and touchdown runs of 58 and 25 yards by All-American Greg Pruitt, but the Sooners still needed a late field goal by Bruce Derr to force the tie with the Crimson Tide.

	OU	AU
First Downs	28	15
Rushes-Yards	439	40
Passing Yards	11	250
Passes-Comp-Int	4-1-0	45-20-2
Fumbles-Lost	1-1	2-2
Penalties-Yards	2-12	0-0
Punts-Average	5-35.4	5-48.6

SCORE BY QUARTER

Auburn	0	0	7	15	22
Oklahoma	19	12	3	6	40

SCORING

- OU - Crosswhite 4 yd run (kick failed), 0-6
- OU - Mildren 5 yd run (Carroll kick), 0-13
- OU - Mildren 4 yd run (kick failed), 0-19
- OU - Mildren 7 yd run (kick failed), 0-25
- OU - Wylie 71 yd punt return (kick failed), 0-31
- AU - Unger 1 yd run (Jett kick), 7-31
- OU - Carroll 53 yd field goal, 7-34
- AU - Unger 1 yd run (Jett kick), 14-34
- OU - Pruitt 2 yd run (kick failed), 14-40
- AU - Cannon 11 yd pass from Sullivan (Beck run), 22-40

STATISTICS LEADERS

- Rushing: OU - Mildren, 30-149
AU - Unger, 6-38
- Passing: OU - Mildren, 4-1-0-11
AU - Sullivan, 44-20-1-250
- Receiving: OU - Chandler, 1-11
AU - Beasley, 6-117
- Tackles: OU - Selmon, Driscoll 7
AU - Yearout, 16

GAME SUMMARY

OU had lost only one game, the "Game of the Century" to Nebraska on Thanksgiving Day. Auburn featured Heisman Trophy winner Pat Sullivan. It was run versus pass, with OU's runners prevailing. The Sooners roared to a 31-0 halftime lead and amassed 439 yards rushing by game's end, a new Oklahoma and Sugar Bowl record. QB Jack Mildren, playing in the final game of his brilliant college career, scored a Sugar Bowl record three times. OU finished second in the polls to Nebraska with another Big Eight team, Colorado, finishing third.

BOWL TRADITION

	1972 ★ SUGAR BOWL*		1976 ★ ORANGE BOWL		1976 ★ FIESTA BOWL
	New Orleans, La. (72,316)		Miami, Fla. (80,307)		Tucson, Ariz. (46,315)
	PENN STATE		MICHIGAN		WYOMING
	0		6		7
	OKLAHOMA		OKLAHOMA		OKLAHOMA
	14		14		41

	OU	PSU
First Downs	20	11
Rushes-Yards	76-278	28-50
Passing Yards	175	147
Passes-Comp-Int	12-7-0	31-12-1
Plays-Yards	88-453	59-197
Fumbles-Lost	8-5	6-4
Penalties-Yards	3-55	3-15
Punts-Average	8-32.7	10-42.9

SCORE BY QUARTER

Penn State	0	0	0	0	0
Oklahoma	7	0	7	0	14

SCORING
 OU - Owens 27 yd pass from Robertson (Fulcher kick), 7-0
 OU - Crosswhite 1 yd run (Fulcher kick), 14-0

STATISTICS LEADERS

Rushing: OU - Pruitt, 21-86
 PSU - Nagle, 10-22

Passing: OU - Robertson, 6-3-0-88
 PSU - Hufnagel, 31-12-1-147

Receiving: OU - Owens, 5-132
 PSU - Scott, 3-59

Tackles: OU - Lucious Selmon, 7
 PSU - Skorupan, 13

GAME SUMMARY
 Played for the first time on New Year's Eve, the Sugar Bowl brought the Big Eight Champion Sooners to do battle with Joe Paterno's fifth-ranked Nittany Lions. The Sooner defense posted a shutout while allowing only 11 first downs and 49 yards rushing the entire game. It was the first year that freshmen were eligible and Sooner wide receiver Tinker Owens celebrated with five catches, good for 132 yards and one touchdown. It was also the last game for Sooner head coach Chuck Fairbanks who left for the NFL the following spring.

**Note that this Sugar Bowl game was played on December 31, 1972 instead of the traditional New Years Day.*

	OU	UM
First Downs	16	12
Rushes-Yards	65-282	52-169
Passing Yards	63	33
Passes-Comp-Int	5-3-0	30-2-3
Plays-Yards	70-345	72-202
Fumbles-Lost	4-1	1-0
Penalties-Yards	9-40	5-26
Punts-Average	9-34.9	10-38.6

SCORE BY QUARTER

Michigan	0	0	0	6	6
Oklahoma	0	7	0	7	14

SCORING
 OU - Brooks 39 yd run (DiRienzo kick), 0-7
 OU - Davis 9 yd run (DiRienzo kick), 0-14
 UM - Bell 2 yd run (kick failed), 6-14

STATISTICS LEADERS

Rushing: OU - Washington, 17-73
 UM - Leach, 13-62

Passing: OU - Davis, 5-3-0-63
 UM - Leach, 15-2-3-30

Receiving: OU - Owens, 3-63
 UM - Bell, 1-17

GAME SUMMARY
 It was Oklahoma's first bowl trip under legendary head coach Barry Switzer and a storybook setting. Ohio State, the No. 1-ranked team in the country, had lost in the Rose Bowl earlier in the afternoon. The upset gave the Sooners an opportunity to win the national championship if they could beat the Michigan Wolverines coached by Bo Schembechler. A 39-yard end around by Billy Brooks and a nine-yard keeper by Steve Davis were enough for a 14-6 victory and a fifth national championship.

	OU	UW
First Downs	24	14
Rushes-Yards	74-415	42-153
Passing Yards	23	51
Passes-Comp-Int	5-3-0	19-6-5
Plays-Yards	79-438	61-204
Fumbles-Lost	6-3	5-1
Penalties-Yards	2-20	4-30
Punts-Average	0-0	5-25.2
Time of Possession	32:18	27:42
Third Down Conv.	11-20	9-15

SCORE BY QUARTER

Wyoming	0	0	0	7	7
Oklahoma	14	6	7	14	41

SCORING
 OU - Peacock 3 yd run (von Schamann kick), 0-7
 OU - Ivory 4 yd run (von Schamann kick), 0-14
 OU - von Schamann 32 yd field goal, 0-17
 OU - von Schamann 50 yd field goal, 0-20
 OU - Peacock 15 yd run (von Schamann kick), 0-27
 OU - Cumby 4 yd run (von Schamann kick), 0-34
 OU - Shepard 8 yd run (von Schamann kick), 0-41
 UW - Jones 1 yd run (Christopoulos kick), 7-41

STATISTICS LEADERS

Rushing: OU - Shepard, 7-85
 UW - Jones, 14-68

Passing: OU - Blevins, 3-2-0-14
 UW - Clayton, 14-5-4-54

Receiving: OU - Hatcher, 2-14
 UW - Howard, 3-45

Tackles: OU - Reese, 7
 UW - Coleman, 8

GAME SUMMARY
 This was a mismatch that was decided early on as Oklahoma rolled up almost 500 yards in total offense and cruised to an easy victory. The Sooners led 27-0 at the third quarter mark before the reserves added two more scores in the fourth period. OU did not punt the entire game, the only time in Sooner bowl history that had happened.

BOOMER SOONER
 2007 SEASON
 COACHING STAFF
 THE SOONERS
 SEASON REVIEW
 HISTORY

BOWL TRADITION

7 NATIONAL CHAMPIONSHIPS 40 CONFERENCE CHAMPIONSHIPS 24 BOWL CHAMPIONSHIPS 142 ALL-AMERICANS 63 NATIONAL AWARD WINNERS

1978 * ORANGE BOWL		
Miami, Fla. (69,500)		
ARKANSAS		31
OKLAHOMA		6

1979 * ORANGE BOWL		
Miami, Fla. (66,635)		
NEBRASKA		24
OKLAHOMA		31

1980 * ORANGE BOWL		
Miami, Fla. (66,714)		
FLORIDA STATE		7
OKLAHOMA		24

	OU	ARK
First Downs	14	15
Rushes-Yards	49-230	60-317
Passing Yards	80	90
Passes-Comp-Int	14-7-0	12-7-1
Plays-Yards	63-310	72-407
Fumbles-Lost	4-3	2-1
Penalties-Yards	5-25	7-50
Punts-Average	5-44.4	4-40.5

SCORE BY QUARTER

Arkansas	14	0	10	7	31
Oklahoma	0	0	0	6	6

SCORING

- ARK - Sales 1 yd run (Little kick), 7-0
- ARK - Sales 4 yd run (Little kick), 14-0
- ARK - Calcagni 1 yd run (Little kick), 21-0
- ARK - Little 32 yd field goal, 24-0
- OU - Hicks 8 yd pass from Blevins (kick failed), 24-6
- ARK - White 20 yd run (Little kick), 31-6

STATISTICS LEADERS

- Rushing: OU - Peacock, 15-117
ARK - Sales, 22-205
- Passing: OU - Lott, 7-4-0-42
ARK - Calcagni, 11-7-1-90
- Receiving: OU - Rhodes, 3-46
ARK - Sales, 4-52
- Tackles: OU - Kinlaw, 11
ARK - Jackson, 7

GAME SUMMARY

Called by Barry Switzer, "the most disappointing loss of my career," OU was a victim of one of the biggest upsets in bowl history. When Notre Dame downed Texas in the Cotton Bowl, OU was in the running for a national championship. A big win over Arkansas might impress the voters and secure the crown for the Sooners. As a result, Switzer went against his own strategy by choosing to receive the opening kickoff rather than play defense. OU fumbled inside its own 10 on the third play of the game and Arkansas immediately scored for a lead it never relinquished.

	NU	OU
First Downs	27	17
Rushes-Yards	54-217	53-292
Passing Yards	220	47
Passes-Comp-Int	31-18-2	3-2-0
Plays-Yards	85-437	56-339
Fumbles-Lost	0-0	1-1
Penalties-Yards	8-96	6-50
Punts-Average	2-37.5	3-39.3
Third Down Conv.	8-18	7-12
Sacks By-Yards	1-1	1-5

SCORE BY QUARTER

Nebraska	7	0	3	14	24
Oklahoma	7	7	17	0	31

SCORING

- NU - Smith 21 yd pass from Sorley (Todd kick), 7-0
- OU - Sims 3 yd run (von Schamann kick), 7-7
- OU - Lott 3 yd run (von Schamann kick), 7-14
- OU - Sims 11 yd run (von Schamann kick), 7-21
- OU - von Schamann 26 yd field goal, 7-24
- NU - Todd 31 yd field goal, 10-24
- OU - Lott 2 yd run (von Schamann kick), 10-31
- NU - Berns 1 yd run (Todd kick), 17-31
- NU - Miller 2 yd pass from Sorley (Todd kick), 24-31

STATISTICS LEADERS

- Rushing: OU - Sims, 25-134
NU - Berns, 19-99
- Passing: OU - Lott, 3-2-0-47
NU - Sorley, 31-18-2-220
- Receiving: OU - Rhodes, 1-38
NU - Smith, 3-62
- Tackles: OU - Kinlaw, 11
NU - Andrews, 9

GAME SUMMARY

A truly amazing turn of events produced a rematch after Nebraska's victory in November. The Sooners, ranked No. 1 with one loss, had lost a heartbreaker to the Cornhuskers, 17-14, on a late fumble at the NU three-yard line. When the Huskers were upset the following week by Missouri, producing a Big Eight Championship tie, the Orange Bowl officials came up with the idea of a rematch, much to the Sooners' joy and the Huskers' shock. It went as predicted: an Oklahoma victory.

	FSU	OU
First Downs	11	22
Rushes-Yards	35-82	59-411
Passing Yards	100	36
Passes-Comp-Int	27-8-3	4-2-0
Plays-Yards	62-182	63-447
Fumbles-Lost	1-0	5-4
Penalties-Yards	4-20	3-28
Punts-Average	9-42.2	4-25.0
Third Down Conv.	6-15	9-15
Sacks By-Yards	0-0	1-4

SCORE BY QUARTER

Florida State	7	0	0	0	7
Oklahoma	0	17	0	7	24

SCORING

- FSU - Whitting 1 yd run (Chappelen kick), 7-0
- OU - Watts 61 yd run (Keeling kick), 7-7
- OU - Wilson 5 yd run (Keeling kick), 7-14
- OU - Keeling 24 yd field goal, 7-17
- OU - Sims 22 yd run (Keeling kick), 7-24

STATISTICS LEADERS

- Rushing: OU - Sims, 24-164
FSU - Lyles, Whiting, 13-40
- Passing: OU - Watts, 4-2-0-36
FSU - Jordan, 16-6-1-76
- Receiving: OU - Nixon, 2-36
FSU - King, Childers, 2-24
- Tackles: OU - Cumby, 9
FSU - Herring, 16

GAME SUMMARY

The Big Eight Champion Sooners met an undefeated Florida State team on New Year's night. After the Seminoles took a 7-0 first-quarter lead, OU unleashed 17 second-quarter points to take the lead for good. J.C. Watts was named Orange Bowl MVP on offense. He scored on a 61-yard option play and rushed for more than 100 yards. Bud Hebert, who recorded three interceptions, earned the award on defense. Billy Sims wrapped up his brilliant collegiate career scoring on a 22-yard pitch from Watts. Oklahoma finished third in the country and won the Orange Bowl for the third time in five tries under Switzer. The Seminoles crossed midfield only two times after the first quarter and never passed the 35-yard line.

BOWL TRADITION

1981 ★ ORANGE BOWL		
Miami, Fla. (71,043)		
OKLAHOMA		18
FLORIDA STATE		17

	OU	FSU
First Downs	18	23
Rushes-Yards	55-156	60-212
Passing Yards	128	51
Passes-Comp-Int	12-7-0	15-11-0
Plays-Yards	67-284	75-263
Fumbles-Lost	7-5	1-0
Penalties-Yards	4-32	5-58
Punts-Average	2-37.0	4-42.5
Third Down Conv.	8-16	8-17

SCORE BY QUARTER					
Oklahoma	0	3	7	8	18
Florida State	0	7	3	7	17

SCORING
 FSU - Williams 10 yd run (Capece kick), 0-7
 OU - Keeling 53 yd field goal, 3-7
 OU - Overstreet 4 yd run (Keeling kick), 10-7
 FSU - Capece 19 yd field goal, 10-10
 FSU - Recovered fumble in OU end zone (Capece kick), 10-17
 OU - Rhodes 11 yd pass from Watts (Valora pass from Watts), 18-17

STATISTICS LEADERS
 Rushing: OU - Watts, 25-48
 FSU - Williams, 19-99
 Passing: OU - Watts, 12-7-0-128
 FSU - Stockstill, 15-11-0-51
 Receiving: OU - Rhodes, 2-53
 FSU - Williams, 2-27
 Tackles: OU - Coast, 15
 FSU - Piurowski, 12

GAME SUMMARY
 This contest featured a rematch with a great deal more excitement as OU turned to a foreign weapon, the pass, to notch its third straight Orange Bowl win. QB J.C. Watts was chosen MVP and with good reason. The Seminoles used a fourth-quarter TD to break a 10-10 tie and seemingly gain control. OU was forced to start deep in its own territory after the kickoff with little time left. Watts went to work and passed the Sooners to the 11-yard line where he hit Steve Rhodes with a TD strike to pull the Sooners to within one with less than a minute to go. Watts then proceeded to hit tight end Forrest Valora for the two-point conversion that gave the Sooners their ninth Orange Bowl victory, including three in the last four years. Oklahoma finished ranked No. 3 in the nation.

1981 ★ SUN BOWL		
El Paso, Texas (33,816)		
HOUSTON		14
OKLAHOMA		40

	UH	OU
First Downs	26	15
Rushes-Yards	59-157	54-409
Passing Yards	228	2
Passes-Comp-Int	29-18-1	5-1-1
Plays-Yards	88-385	59-407
Fumbles-Lost	4-3	2-1
Penalties-Yards	2-27	7-48
Punts-Average	6-37.0	5-38.6
Third Down Conv.	7-16	3-11

SCORE BY QUARTER					
Houston	0	7	0	7	14
Oklahoma	7	0	3	30	40

SCORING
 OU - Shepard 34 yd run (Keeling kick), 0-7
 UH - Wilson 1 yd run (Clendenen kick), 7-7
 OU - Keeling 32 yd field goal, 7-10
 OU - Shepard 1 yd run (Keeling kick), 7-17
 OU - Keeling 49 yd field goal, 7-20
 OU - Sims 30 yd run (Keeling kick), 7-27
 UH - Jordan 6 yd run (Clendenen kick), 14-27
 OU - Mills 2 yd run (kick failed), 14-33
 OU - Truit 28 yd interception return (Keeling kick), 14-40

STATISTICS LEADERS
 Rushing: OU - Sims, 15-181
 UH - Polk, 19-74
 Passing: OU - Shepard, 5-1-1-2
 UH - Wilson, 28-11-1-216
 Receiving: OU - Ross, 1-2
 UH - Durham, 1-60
 Tackles: OU - Benson, 10
 UH - Turner, 13

GAME SUMMARY
 A season that produced four losses for Oklahoma ended on a bright note with an easier than anticipated 40-14 victory over Houston. MVP Darrell Shepard, who began his career at the UH, scored two touchdowns against his former team. The Sooners scored 30 fourth-quarter points to turn a seat squirmer into a rout. Freshman Fred Sims rolled up 181 yards rushing in the game after rushing for just 179 in the regular season.

1983 ★ FIESTA BOWL		
Tempe, Ariz. (70,553)		
ARIZONA STATE		32
OKLAHOMA		21

	ASU	OU
First Downs	25	19
Rushes-Yards	43-100	63-417
Passing Yards	329	40
Passes-Comp-Int	35-17-2	10-4-1
Plays-Yards	78-429	73-457
Fumbles-Lost	3-0	6-4
Penalties-Yards	7-64	8-68
Punts-Average	6-43.5	4-29.5
Time of Possession	30:31	29:29
Third Down Conv.	6-15	9-19
Sacks By-Yards	0-0	4-6

SCORE BY QUARTER					
Arizona State	0	11	7	14	32
Oklahoma	7	6	8	0	21

SCORING
 OU - Wilson 1 yd run (Keeling kick), 0-7
 ASU - Zendejas 32 yd field goal, 3-7
 ASU - Phelps safety in end zone, 5-7
 ASU - Zendejas 22 yd field goal, 8-7
 OU - Wilson 1 yd run (rush PAT no good), 8-13
 ASU - Zendejas 54 yd field goal, 11-13
 ASU - Clark 15 yd run (Zendejas kick), 18-13
 OU - Sims 19 yd run (Phelps to Fontenette), 18-21
 ASU - Moore 1 yd run (Zendejas kick), 25-21
 ASU - Brown 52 yd pass from Hons (Zendejas kick), 32-21

STATISTICS LEADERS
 Rushing: OU - Dupree, 17-242
 ASU - Moore, 20-64
 Passing: OU - Phelps, 10-4-1-40
 ASU - Hons, 35-17-2-329
 Receiving: OU - Lewis, 2-23
 ASU - Moore, 3-88
 Tackles: OU - Sanders, 11
 ASU - Richardson, 15

GAME SUMMARY
 The magic of Marcus Dupree ran out as the Sun Devils rallied for 14 fourth-quarter points to win the first meeting between the two. Dupree ran wild early, amassing 239 yards before recurrent leg injuries forced him out in the third quarter. The turning point came when Oklahoma punter Michael Keeling could not get his punt away and was forced to throw an illegal pass. The Devils took over at the OU 43 and later scored when Darryl Clack raced 15 yards for at TD.

BOMBER SOONER
 2007 SEASON
 COACHING STAFF
 THE SOONERS
 SEASON REVIEW
 HISTORY

BOWL TRADITION

7 NATIONAL CHAMPIONSHIPS 40 CONFERENCE CHAMPIONSHIPS 24 BOWL CHAMPIONSHIPS 142 ALL-AMERICANS 63 NATIONAL AWARD WINNERS

Orange 1985 * ORANGE BOWL		
Miami, Fla. (56,294)		
WASHINGTON	28	
OKLAHOMA	17	

ORANGE 1986 * ORANGE BOWL		
Miami, Fla. (74,178)		
PENN STATE	10	
OKLAHOMA	25	

1987 * ORANGE BOWL		
Miami, Fla. (57,291)		
ARKANSAS	8	
OKLAHOMA	42	

	UW	OU
First Downs	17	17
Rushes-Yards	43-192	54-162
Passing Yards	119	124
Passes-Comp-Int	21-9-3	21-6-1
Plays-Yards	64-311	75-286
Fumbles-Lost	3-1	6-2
Penalties-Yards	5-25	8-60
Punts-Average	6-37.7	7-34.6
Time of Possession	28:56	31:04
Third Down Conv.	3-13	6-18

SCORE BY QUARTER

Washington	14	0	0	14	28
Oklahoma	0	14	0	3	17

SCORING

- UW - Greene 29 yd pass from Siruco (Jaeger kick), 7-0
- UW - Robinson 1 yd run (Jaeger kick), 14-0
- OU - Bradley 1 yd run (Lashar kick), 14-7
- OU - Shepard 61 yd pass from Bradley (Lashar kick), 14-14
- OU - Lashar 35 yd field goal, 14-17
- UW - Pattison 12 yd pass from Millen (Jaeger kick), 21-17
- UW - Fenney 6 yd run (Jaeger kick), 28-17

STATISTICS LEADERS

- Rushing: OU - Carr, 10-63
UW - Robinson, 28-135
- Passing: OU - Bradley, 21-6-1-124
UW - Sircuro, 17-7-3-78
- Receiving: OU - Shepard, 3-87
UW - Greene, 4-97
- Tackles: OU - Brown, Reed, 6
UW - Kelly, 11

GAME SUMMARY

Brigham Young was No. 1 in the polls, but Sooner head coach Barry Switzer had argued that the Sooners should be No. 1 because of a tougher schedule. A win over a fine Husky team would solidify that claim. However, Washington refused to cooperate and turned a 17-14 fourth-quarter deficit into a 28-17 triumph. The game was marked by a bizarre incident when, after an Oklahoma field goal, the Sooner Schooner raced onto the field as called for by tradition. The only problem was the drivers apparently had not received the proper permission for the trip. The team was penalized 15 yards and the loss of the three points.

	PSU	OU
First Downs	14	12
Rushes-Yards	36-103	52-228
Passing Yards	164	91
Passes-Comp-Int	34-18-4	6-3-0
Plays-Yards	70-267	58-319
Fumbles-Lost	2-1	5-1
Penalties-Yards	6-49	7-45
Punts-Average	6-46.3	5-42.6
Time of Possession	31:23	28:37
Third Down Conv.	7-15	5-16
Sacks By-Yards	0-0	2-10

SCORE BY QUARTER

Penn State	7	3	0	0	10
Oklahoma	0	16	3	6	25

SCORING

- PSU - Manoa 1 yd run (Manca kick), 7-0
- OU - Lashar 26 yd field goal, 7-3
- OU - Jackson 71 yd pass from Holieway (Lashar kick), 7-10
- OU - Lashar 31 yd field goal, 7-13
- OU - Lashar 21 yd field goal, 7-16
- PSU - Manca 27 yd field goal, 10-16
- OU - Lashar 22 yd field goal, 10-19
- OU - Carr 61 yd run (kick failed), 10-25

STATISTICS LEADERS

- Rushing: OU - Carr, 19-148
PSU - Dozier, 12-39
- Passing: OU - Holieway, 6-3-0-91
PSU - Knizner, 11-8-1-90
- Receiving: OU - Jackson, 2-83
PSU - Dimidio, 6-50
- Tackles: OU - Bosworth, 13
PSU - Alexander, 9

GAME SUMMARY

A swarming defense, a record field goal performance and two big plays helped the Oklahoma Sooners defeat Penn State to capture both the Orange Bowl and the program's sixth national championship. Butkus Award winner Brian Bosworth had 13 solo tackles and the Oklahoma secondary picked off four Penn State passes to thwart any rallies. Tim Lashar booted an Orange Bowl record four field goals to give the Sooners an early lead. Lydell Carr and Keith Jackson then provided big plays, a 61-yard jaunt by Carr and a 71-yard pass play from Jamelle Holieway to Jackson.

	ARK	OU
First Down	17	11
Rushes-Yards	45-48	48-366
Passing Yards	192	47
Passes-Comp-Int	33-16-5	5-2-0
Plays-Yards	81-240	53-413
Fumbles-Loss	2-0	3-2
Penalties-Yards	3-25	4-40
Punts-Average	9-41.1	5-47.6
Time of Possession	35:29	24:31
Third Down Conv.	8-18	5-12
Sacks By-Yards	7-51	0-0

SCORE BY QUARTER

Arkansas	0	0	0	8	8
Oklahoma	0	14	14	14	42

SCORING

- OU - Tillman 77 yd run (Lashar kick), 0-7
- OU - Tillman 21 yd run (Lashar kick), 0-14
- OU - Holieway 2 yd run (Lashar kick), 0-21
- OU - Holieway 4 yd run (Lashar kick), 0-28
- OU - Stafford 13 yd run (Lashar kick), 0-35
- OU - Parham 49 yd run (Lashar kick), 0-42
- ARK - Thomas 2 yd run (Shibest pass from Bland), 8-42

STATISTICS LEADERS

- Rushing: OU - Tillman, 7-109
ARK - Thomas, 22-59
- Passing: OU - Holieway, 3-2-0-47
ARK - Thomas, 26-13-4-129
- Receiving: OU - Shepard, 1-36
ARK - Shibest, 4-83
- Tackles: OU - Jones, 9
ARK - Atwater, 7

GAME SUMMARY

After nine years, Barry Switzer avenged his most embarrassing loss, coaching Oklahoma to a 42-8 rout of Arkansas. LB Danté Jones, playing in place of All-American Brian Bosworth, led the defense which held the Hogs to just 48 rushing yards. Spencer Tillman gained 109 yards rushing on just seven carries. His totals included a 77-yard TD to give OU the early 7-0 lead. Todd Thomsen set an Orange Bowl record with five punts for a 47.6-yard average.


BOWL TRADITION

1988 ★ ORANGE BOWL




Miami, Fla. (74,760)	
MIAMI	20
OKLAHOMA	14

1989 ★ CITRUS BOWL



Orlando, Fla. (53,571)	
OKLAHOMA	6
CLEMSON	13

1991 ★ GATOR BOWL



Jacksonville, Fla. (62,003)	
OKLAHOMA	48
VIRGINIA	14

BOOMER SOONER
 2007 SEASON
 COACHING STAFF
 THE SOONERS
 SEASON REVIEW
 HISTORY

	OU	UM
First Downs	13	15
Rushes-Yards	53-179	38-72
Passing Yards	76	209
Passes-Comp-Int	13-5-0	30-18-1
Plays-Yards	66-255	68-281
Fumbles-Lost	4-2	0-0
Penalties-Yards	5-39	8-85
Punts-Average	8-39.0	6-44.7
Time of Possession	27:52	32:08
Third Down Conv.	6-18	9-18
Sacks By-Yards	1-5	1-5

	CU	OU
First Downs	12	17
Rushes-Yards	48-187	43-116
Passing Yards	57	138
Passes-Comp-Int	11-5-0	24-10-1
Plays-Yards	59-244	67-254
Fumbles-Lost	1-0	4-1
Penalties-Yards	7-76	5-50
Punts-Average	7-44.3	5-38.6
Time of Possession	29:30	30:30
Third Down Conv.	6-15	4-14
Sacks By-Yards	0-0	0-0

	OU	UVA
First Downs	36	13
Rushes-Yards	51-261	26-101
Passing Yards	357	142
Passes-Comp-Int	36-27-0	29-12-1
Plays-Yards	87-618	55-243
Fumbles-Lost	1-1	4-1
Penalties-Yards	12-128	6-48
Punts-Average	3-40.3	8-34.8
Time of Possession	37:54	22:06
Third Down Conv.	8-14	2-12
Sacks By-Yards	1-9	0-0

SCORE BY QUARTER

Miami	7	0	10	3	20
Oklahoma	0	7	0	7	14

SCORE BY QUARTER

Oklahoma	3	0	3	0	6
Clemson	0	6	0	7	13

SCORE BY QUARTER

Oklahoma	7	27	14	0	48
Virginia	0	7	0	7	14

SCORING
 UM - Bratton 30 yd pass from Walsh (Cox kick), 7-0
 OU - Stafford 1 yd run (Lashar kick), 7-7
 UM - Cox 56 yd field goal, 10-7
 UM - Irvin 23 yd pass from Walsh (Cox kick), 17-7
 UM - Cox 48 yd field goal, 20-7
 OU - Hutson 29 yd run (Lashar kick), 20-14

SCORING
 OU - Lashar 35 yd field goal, 3-0
 CU - Gardocki 20 yd field goal, 3-3
 CU - Gardocki 46 yd field goal, 3-6
 OU - Lashar 30 yd field goal, 6-6
 CU - Allen 4 yd run (Seyle kick), 6-13

SCORING
 OU - Mickey 10 yd pass from Gundy (Blanton kick), 7-0
 OU - Gaddis 2 yd run (Blanton kick), 14-0
 OU - Gaddis 8 yd run (Blanton kick), 21-0
 OU - Jones 4 yd blocked punt (Blanton kick), 28-0
 OU - Mickey 13 yd pass from Gundy (kick blocked), 34-0
 UVA - Davis 22 yd pass from Blundin (Husted kick), 34-7
 OU - Rasheed 7 yd run (Blanton kick), 41-7
 OU - Gaddis 7 yd run (Blanton kick), 48-7
 UVA - Tomlin 23 yd pass from Blundin (Husted kick), 48-14

STATISTICS LEADERS
 Rushing: OU - Collins, 10-50
 UM - Williams, 19-41
 Passing: OU - Thompson, 12-4-0-56
 UM - Walsh, 30-18-1-209
 Receiving: OU - Jackson, 3-45
 UM - Bratton, 9-102
 Tackles: OU - Reed, 9
 UM - Clark, 14

STATISTICS LEADERS
 Rushing: OU - Perry, 12-52
 CU - McFadden, 9-55
 Passing: OU - Holieway, 24-10-1-138
 CU - Williams, 11-5-0-57
 Receiving: OU - Cabbiness, 3-78
 CU - Allen, 4-47
 Tackles: OU - Dillon, 11
 CU - McDaniel, 11

STATISTICS LEADERS
 Rushing: OU - Gaddis, 20-104
 UVA - Kirby, 13-66
 Passing: OU - Gundy, 31-25-0-324
 UVA - Blundin, 26-12-1-142
 Receiving: OU - Warren, 5-110
 UVA - Mundy, 3-44
 Tackles: OU - Wilson, 8
 UVA - Lewis, 15



GAME SUMMARY
 The Sooners' hopes of winning their seventh national championship were put to rest by Miami, 20-14. The Hurricanes took the opening kickoff and moved 65 yards in eight plays for a 7-0 lead, then never looked back. The Sooner offense, which led the nation in six categories, was held to only 179 rushing yards and 255 overall. Late in the fourth quarter, the Sooners scored on a 29-yard fumblerooski which gave the Oklahoma faithful a flicker of hope. The Hurricane defenders blew it out when they sacked quarterback Charles Thompson and caused a fumble to ensure the victory.

GAME SUMMARY
 After a dry three quarters and the score deadlocked at 6-6, Clemson held off a late Sooner rally to post a 13-6 victory and give the ACC its first victory over the Sooners in 16 tries. On the Sooners' last possession, OU took the ball over on its own 20 with 2:59 left on the clock. QB Jamelle Holieway, playing in his final game, scampered 11 yards on a fourth down to keep the drive alive. Holieway then completed passes of five, seven, four, 12, seven, 12 and 13 yards, to get OU inside the Tiger 14 with 12 seconds remaining. Two desperation heaves by Holieway dropped incomplete to end all Oklahoma hopes.

GAME SUMMARY
 Cale Gundy unleashed one of the greatest passing efforts in school history as Oklahoma crushed Virginia, 48-14. Gundy was 25-of-31, including 11 straight completions, for 329 yards and two TDs. The Sooners scored touchdowns on four of their first five possessions to put the game out of reach before halftime. The OU defense never allowed the Cavaliers inside the 20. The 48 points tied the OU bowl game record (48-21 over Duke in the '58 Orange Bowl).

BOWL TRADITION

7 NATIONAL CHAMPIONSHIPS 40 CONFERENCE CHAMPIONSHIPS 24 BOWL CHAMPIONSHIPS 142 ALL-AMERICANS 63 NATIONAL AWARD WINNERS


1993 * JOHN HANCOCK BOWL
 El Paso, Texas (43,848)


TEXAS TECH	10
OKLAHOMA	41


1994 * COPPER BOWL
 Tucson, Ariz. (45,122)

BRIGHAM YOUNG	31
OKLAHOMA	6


1999 * INDEPENDENCE BOWL
 Shreveport, La. (49,843)

MISSISSIPPI	27
OKLAHOMA	25

	OU	TTU
First Downs	21	18
Rushes-Yards	50-177	33-116
Passing Yards	215	199
Passes-Comp-Int	26-15-1	37-19-4
Plays-Yards	76-392	70-315
Fumbles-Lost	4-2	0-0
Penalties-Yards	9-65	6-65
Punts-Average	7-48.3	7-42.6
Time of Possession	35:22	24:38
Third Down Conv.	4-11	6-17
Sacks By-Yards	1-5	6-31

SCORE BY QUARTER

Texas Tech	0	3	7	0	10
Oklahoma	14	14	0	13	41

SCORING

OU - Chandler 2 yd run (Blanton kick), 7-0
 OU - Brady 9 yd pass from Gundy (Blanton kick), 14-0
 TT - Davis 22 yd field goal, 14-3
 OU - Warren 34 yd pass from Gundy (Blanton kick), 21-3
 OU - Brady 15 yd pass from Gundy (Blanton kick), 28-3
 TT - Morris 2 yd run (Davis kick), 28-10
 OU - Moore 32 yd run (Blanton kick), 35-10
 OU - Moore 6 yd run (no PAT attempt), 41-10

STATISTICS LEADERS

Rushing: OU - Moore, 15-85
 TT - Morris, 27-95
 Passing: OU - Gundy, 26-15-1-215
 TT - Hall, 37-19-4-199
 Receiving: OU - Warren, 4-93
 TT - Mitchell, 6-87
 Tackles: OU - Coats, 8
 TT - Wright, Banks, 9

GAME SUMMARY

QB Cale Gundy brilliantly guided Oklahoma's offense and the Sooner defense slowed Doak Walker Award winner Bam Morris as OU claimed a 41-10 win. The Sooners scored the first two times they had the ball. Another Gundy TD pass boosted the lead to 21-3. Just over a minute later, the game MVP hit again and Oklahoma was cruising at halftime 28-3. Meanwhile, the nation's second-leading rusher was held to just 95 yards by the Sooner defense.

	BYU	OU
First Downs	28	16
Rushes-Yards	33-71	33-72
Passing Yards	485	163
Passes-Comp-Int	46-32-0	30-13-1
Plays-Yards	79-556	63-235
Fumbles-Lost	0	0
Penalties-Yards	6-48	7-44
Punts-Average	4-37.0	8-37.1
Time of Possession	35:16	24:44
Third Down Conv.	8-14	3-13
Sacks By-Yards	1-13	1-3

SCORE BY QUARTER

BYU	7	10	7	7	31
Oklahoma	0	0	0	6	6

SCORING

BYU - Doman 7 yd pass from Walsh (Lauder kick), 7-0
 BYU - Lauder 22 yd field goal, 10-0
 BYU - Johnston 25 yd pass from Walsh (Lauder kick), 17-0
 BYU - Johnston 4 yd pass from Walsh (Lauder kick), 24-0
 OU - Moore 2 yd run (PAT failed), 24-6
 BYU - Doman 28 yd pass from Walsh (Lauder kick), 31-6

STATISTICS LEADERS

Rushing: OU - Moore, 9-41
 BYU - Willis, 11-41
 Passing: OU - Brown, 30-13-1-163
 BYU - Walsh, 45-31-4-454
 Receiving: OU - Hall, 5-75
 BYU - Willis, 7-103
 Tackles: OU - Simpson, 13
 BYU - Cook, 8

GAME SUMMARY

After completing its worst regular season in 30 years, and playing under a head coach who had resigned, Oklahoma ended its season with a dismal 31-6 loss. The Sooners started reserve QB Terence Brown, who had completed one of three passes on the season. Season starter Garrick McGee had contracted spinal meningitis and was unable to play. OU's defense surrendered 485 yards and four touchdowns through the air. BYU's John Walsh set Copper Bowl records for completions (31) and TD passes (4). Sooner linebacker Broderick Simpson was Defensive Player of the Game with 13 tackles, a sack and a broken up pass.

	UM	OU
First Downs	19	27
Rushes-Yards	33-159	23-91
Passing Yards	202	390
Passes-Comp-Int	29-18-2	54-39-1
Plays-Yards	62-361	77-481
Fumbles-Lost	1-0	3-3
Penalties-Yards	3-13	4-35
Punts-Average	5-39.4	1-10.0
Time of Possession	29:24	30:36
Third Down Conv.	5-11	7-13
Sacks By-Yards	3-16	3-24

SCORE BY QUARTER

Ole Miss	7	14	0	6	27
Oklahoma	3	0	15	7	25

SCORING

UM - McAllister 25 yd pass from Miller (Binkley kick), 7-0
 OU - Duncan 34 yd field goal, 7-3
 UM - Bettis 9 yd pass from Miller (Binkley kick), 14-3
 UM - McAllister 80 yd run (Binkley kick), 21-3
 OU - Jackson 3 yd pass from Heupel (Duncan kick), 21-10
 OU - Daniels 41 yd pass from Heupel (Hammons pass), 21-18
 UM - Binkley 29 yd field goal, 24-18
 OU - Griffin 17 yd pass from Heupel (Duncan kick), 24-25
 UM - Binkley 39 yd field goal, 27-25

STATISTICS LEADERS

Rushing: OU - Griffin, 12-86
 UM - McAllister, 17-121
 Passing: OU - Heupel, 53-39-1-390
 UM - Miller, 28-18-2-202
 Receiving: OU - Daniels, 6-109
 UM - McAllister, 3-55
 Tackles: OU - Rideau, 7
 UM - Taylor, Strong, 8

GAME SUMMARY

In the final college game of the 20th century, Ole Miss topped Oklahoma in a thriller, 27-25. OU quarterback and game offensive MVP Josh Heupel set school and Independence Bowl records for attempts, completions and yards, and tied the record for touchdowns. Jarrail Jackson tied the Independence Bowl record for receptions with 10. Ole Miss' Les Binkley kicked a 39-yard field goal for the win on the last play of the game.

BOWL TRADITION

2001 ★ ORANGE BOWL		2002 ★ COTTON BOWL		2003 ★ ROSE BOWL	
Miami, Fla. (76,835)		Dallas, Texas (72,955)		Pasadena, Calif. (86,848)	
FLORIDA STATE	2	OKLAHOMA	10	OKLAHOMA	34
OKLAHOMA	13	ARKANSAS	3	WASHINGTON STATE	14

	FSU	OU
First Downs	14	12
Rushes-Yards	17-27	36-56
Passing Yards	274	214
Passes-Comp-Int	52-25-2	39-25-1
Plays-Yards	69-301	75-270
Fumbles-Lost	3-1	2-1
Penalties-Yards	6-38	7-45
Punts-Average	10-44.7	8-41.1
Time of Possession	23:27	36:33
Third Down Conv.	1-15	7-19
Sacks By-Yards	2-13	1-2

SCORE BY QUARTER

Florida State	0	0	0	2	2
Oklahoma	3	0	3	7	13

SCORING
 OU - Duncan 27 yd field goal, 0-3
 OU - Duncan 42 yd field goal, 0-6
 OU - Griffin 10 yd run (Duncan kick), 0-13
 FSU - Team safety, 2-13

STATISTICS LEADERS

Rushing: OU - Griffin, 11-40
 FSU - Minor, 13-20

Passing: OU - Heupel, 39-25-1-214
 FSU - Weinke, 51-25-2-274

Receiving: OU - Norman, 3-49
 FSU - Bell, 7-137

Tackles: OU - Thompson, 7
 FSU - Allen, 12

GAME SUMMARY
 Top-ranked Oklahoma used a smothering defense to shut down the third-ranked Seminoles and Josh Heupel generated enough offense to lead OU to a perfect season. As the nation's only unbeaten team, the Sooners were the unanimous winners of the AP media poll. They were automatically crowned national champions in the coaches' poll under the Bowl Championship Series format. Led by Orange Bowl MVP Torrance Marshall, the Sooners time and again forced Florida State's Chris Weinke into bad decisions. Tim Duncan kicked two field goals and Quentin Griffin scored the clinching touchdown on a 10-yard run up the middle with 8:30 to play. Florida State avoided its first shutout in 12 seasons when Stanford Samuels tackled OU punter Jeff Ferguson in the end zone for a safety with 55 seconds remaining.

	OU	ARK
First Downs	11	6
Rushes-Yards	34-56	42-37
Passing Yards	175	13
Passes-Comp-Int	32-24-0	13-2-1
Plays-Yards	66-231	55-50
Fumbles-Lost	2-1	1-1
Penalties-Yards	9-76	6-54
Punts-Average	9-34.9	8-40.5
Time of Possession	33:34	26:26
Third Down Conv.	6-18	1-14
Sacks By-Yards	9-55	4-27

SCORE BY QUARTER

Oklahoma	7	0	3	0	10
Arkansas	0	0	0	3	3

SCORING
 OU - Hybl 1 yd run (Duncan kick, 7-0)
 OU - Duncan 32 yd field goal, 10-0
 ARK - O'Donohoe 32 yd field goal, 10-3

STATISTICS LEADERS

Rushing: OU - Griffin, 19-56
 ARK - Holmes, 8-27

Passing: OU - Hybl, 32-24-0-175
 ARK - Clark, 12-2-1-13

Receiving: OU - Norman, 7-74
 ARK - Wilson, 1-7

Tackles: OU - Calmus, 10
 ARK - Petty, Bua, 7.5

GAME SUMMARY
 Arkansas' defense played well, but few will remember. Oklahoma's defense was that much better. The final statistics were as chilling and stark as the weather. The Razorbacks, who reached OU territory just two times the entire game, could muster only 13 passing yards on two completions while their rushing attempts (42) outnumbered their rushing yards (37). Sooner defenders tied a school and Cotton Bowl record with a whopping nine sacks. Late in the first quarter, Oklahoma set sail on a 13-play, 63-yard scoring drive that culminated in a one-yard sneak by quarterback Nate Hybl. Along the way, the Sooners converted two third downs and one fourth. The resulting touchdown and PAT made the rest of the afternoon academic. OU added a 32-yard field goal by Tim Duncan in the third frame to build a 10-0 advantage that felt like twice that given the play of the defense. Arkansas, aided by penalties, finally scratched out a field goal, but no serious threat to the outcome was ever mounted.

	OU	WSU
First Downs	19	11
Rushes-Yards	46-146	21-4
Passing Yards	240	239
Passes-Comp-Int	29-19-0	34-17-2
Plays-Yards	75-386	55-243
Fumbles-Lost	2-1	3-1
Penalties-Yards	4-28	9-52
Punts-Average	5-29.0	6-46.0
Time of Possession	37:14	22:46
Third Down Conv.	9-20	2-11
Sacks By-Yards	6-59	3-27

SCORE BY QUARTER

Oklahoma	3	14	3	14	34
Wash. State	0	0	0	14	14

SCORING
 OU - DiCarlo 45 yd field goal, 3-0
 OU - Savage 12 yd pass from Hybl (DiCarlo kick), 10-0
 OU - Perkins 51 yd punt return (DiCarlo kick), 17-0
 OU - DiCarlo 30 yd field goal, 20-0
 OU - Fagan 9 yd pass from Hybl (DiCarlo kick), 27-0
 WSU - Riley 37 yd pass from Gesser (Dunning kick), 27-7
 OU - Griffin 19 yd run (DiCarlo kick), 34-7
 WSU - Moore 89 yd kickoff return (Dunning kick), 34-14

STATISTICS LEADERS

Rushing: OU - Griffin, 30-162
 WSU - Green, 8-45

Passing: OU - Hybl, 29-19-0-240
 WSU - Gesser, 34-17-2-239

Receiving: OU - Peoples, 3-80
 WSU - Riley, 9-139

Tackles: OU - Lehman, 6
 WSU - Coleman, 10

GAME SUMMARY
 Oklahoma dominated the Pac 10 champs in the Sooners' first trip to the Rose Bowl. OU's defense logged six sacks and two interceptions to set the tone. Rose Bowl MVP Nate Hybl tossed two TD passes and Quentin Griffin rushed for 144 yards as the OU offense wore down the Cougars. Oklahoma became just the fourth school in college football history to win the four BCS games and the Cotton Bowl.

BOOMER SOONER
 2007 SEASON
 COACHING STAFF
 THE SOONERS
 SEASON REVIEW
 HISTORY

BOWL TRADITION

7 NATIONAL CHAMPIONSHIPS 40 CONFERENCE CHAMPIONSHIPS 24 BOWL CHAMPIONSHIPS 142 ALL-AMERICANS 63 NATIONAL AWARD WINNERS

2004 ★ SUGAR BOWL		
New Orleans, La. (79,342)		
LOUISIANA STATE		21
OKLAHOMA		14

2005 ★ ORANGE BOWL		
Miami, Fla. (77,912)		
OKLAHOMA		19
USC		55

2005 ★ HOLIDAY BOWL		
San Diego, Calif. (65,416)		
OREGON		14
OKLAHOMA		17

	LSU	OU
First Downs	13	12
Rushes-Yards	40-159	33-52
Passing Yards	153	102
Passes-Comp-Int	24-14-2	37-13-2
Plays-Yards	64-312	70-154
Fumbles-Lost	1-1	2-0
Penalties-Yards	8-65	11-70
Punts-Average	8-34.0	8-45.9
Time of Possession	31:19	28:41
Third Down Conv.	6-17	4-15
Sacks By-Yards	5-46	5-12

SCORE BY QUARTER

LSU	7	7	7	0	21
Oklahoma	0	7	0	7	14

SCORING

LSU - Green 24 yd run (Gaudet kick), 7-0
 OU - K. Jones 1 yd run (DiCarlo kick), 7-7
 LSU - Vincent 18 yd run (Gaudet kick), 14-7
 LSU - Spears 20 yd interception return (Gaudet kick), 21-7
 OU - K. Jones 1 yd run (DiCarlo kick), 21-14

STATISTICS LEADERS

Rushing: LSU - Vincent, 16-117
 OU - K. Jones, 20-59
 Passing: LSU - Mauck, 22-13-2-124-0
 OU - White, 37-13-2-102-0
 Receiving: LSU - Clayton, 4-38
 OU - Clayton, 4-32
 Tackles: LSU - Turner, 9
 OU - Strait, 11

GAME SUMMARY

Riding its defense, LSU won the BCS title, 21-14. Oklahoma entered the game as the nation's top scoring offense, but struggled against the Tigers. The OU defense gave a good account too, surrendering 64 of LSU's 312 total yards on a non-scoring run on the Tigers' first snap. Still, it was the LSU defenders who stole the show. DE Marcus Spears returned an interception 20 yards for a TD on the first series of the second half and seemingly opened the floodgates. But OU stiffened and got its running game untracked. After pulling within seven at 21-14, the Sooners made another push to the LSU 12, but missed on four straight pass attempts, the last one with just 2:46 left. The crowd was the largest ever to see a sporting event in the Louisiana Superdome.

	OU	USC
First Downs	19	19
Rushes-Yards	40-151	28-208
Passing Yards	244	332
Passes-Comp-Int	36-24-3	35-18-0
Plays-Yards	76-372	63-525
Fumbles-Lost	3-2	1-0
Penalties-Yards	3-30	9-75
Punts-Average	4-44.5	4-43.5
Time of Possession	35:06	24:54
Third Down Conv.	8-17	6-14
Sacks By-Yards	1-9	2-20

SCORE BY QUARTER

Oklahoma	7	3	0	9	19
USC	14	24	10	7	55

SCORING

OU - Wilson five yd pass from White (Hartley kick), 7-0
 USC - Byrd 33 yd pass from Leinart (Killeen kick), 7-7
 USC - White 6 yd run (Killeen kick), 7-14
 USC - Jarrett 54 yd pass from Leinart (Killeen kick), 7-21
 USC - Smith 5 yd pass from Leinart (Killeen kick), 7-28
 OU - Hartley 29 yd field goal, 10-28
 USC - Smith 33 yd pass from Leinart (Killeen kick), 10-35
 USC - Killeen 44 yd field goal, 10-38
 USC - Smith 4 yd pass from Leinart (Killeen kick), 10-45
 USC - Killeen 42 yd field goal, 10-48
 USC - White 8 yd run (Killeen kick), 10-55
 OU - Team safety, 12-55
 OU - Wilson 9 yd pass from White (Hartley kick), 19-55

STATISTICS LEADERS

Rushing: OU - Peterson, 25-82
 USC - White, 15-118
 Passing: OU - White, 36-24-3-244-2
 USC - Leinart, 35-18-0-332-5
 Receiving: OU - Wilson, 7-59
 USC - Smith, 7-113
 Tackles: OU - Pool, 7
 USC - Tatupu, 12

GAME SUMMARY

USC didn't need any help, but Oklahoma obliged anyway. The Trojans played a nearly flawless game, made even more so by five OU turnovers, and cruised to the BCS National Championship, 55-19.

	ORE	OU
First Downs	17	19
Rushes-Yardage	32-84	40-132
Passing Yards	243	229
Passes-Comp-Int	44-25-1	30-17-1
Plays-Yards	76-327	70-361
Fumbles-Lost	1-0	2-1
Penalties-Yards	3-15	10-70
Punts-Average	8-45.1	7-37.9
Time of Possession	31:23	28:37
Third Down Conv.	6-18	6-16
Sacks By-Yards	0-0	3-19

SCORE BY QUARTER

Oregon	7	0	0	7	14
Oklahoma	3	0	14	0	17

SCORING

OU - Hartley 34 yd field goal, 7-44
 ORE - Williams, D. 5 yd run (Martinez, Paul kick), 12-79
 OU - Runnels 17 yd pass from Bomar (Hartley kick), 4-53
 OU - Jones, K. 8 yd run (Hartley kick), 9-74
 ORE - Day 3 yd pass from Leaf (Martinez kick), 13-78


STATISTICS LEADERS

Rushing: ORE - Whitehead, 12-43
 OU - Peterson, 24-80
 Passing: ORE - Leaf, 14-24-1-236
 OU - Bomar, 17-30-1-229
 Receiving: ORE - Finley, 9-67
 OU - Kelly, 7-79
 Tackles: ORE - Trucks, 14
 OU - Alexander, 9

GAME SUMMARY

Oklahoma linebacker Clint Ingram made a leaping interception of Oregon quarterback Brady Leaf's pass at the 10-yard line with 33 seconds left to preserve the Sooners' 17-14 upset of the No. 6 Oregon Ducks. Rhett Bomar threw a 17-yard touchdown pass to fullback J.D. Runnels for a 10-7 Oklahoma lead with 9:20 to play in the third quarter. Late in the third, Adrian Peterson's backup, Kejuan Jones, scored on an 8-yard run to make it 17-7. Peterson softened the Ducks with three bruising carries on the drive for 36 yards, including a 20-yard gain when he leveled safety J.D. Nelson.

BOWL TRADITION

 2007 ★ FIESTA BOWL	
Glendale, Ariz. (73,719)	
BOISE STATE	43
OKLAHOMA	42

2005 HOLIDAY BOWL CHAMPS



BOMMER SOONER
2007 SEASON
COACHING STAFF
THE SOONERS
SEASON REVIEW
HISTORY

	BSU	OU
First Downs	16	23
Rushes-Yardage	35-110	38-174
Passing Yards	267	233
Passes-Comp-Int	30-20-1	32-19-3
Plays-Yards	65-377	70-407
Fumbles-Lost	2-2	1-1
Penalties-Yards	8-63	6-35
Punts-Average	8-38.2	5-33.2
Time of Possession	28:21	31:39
Third Down Conv.	4-14	2-10
Sacks By-Yards	2-13	3-16

SCORE BY QUARTER	OT	F
Boise State 14 7 7 7	8	43
Oklahoma 7 3 7 18	7	42

SCORING

- BSU - James, 49 yd pass from Zabransky (Montgomery kick), 7-71
- BSU - Johnson, 2 yd run (Montgomery kick), 2-9
- OU - Johnson 8 yd pass from Thompson (Hartley kick), 14-82
- OU - Hartley, 28 yd field goal, 8-50
- BSU - James 32 yd pass from Zabransky (Montgomery kick), 6-56
- BSU - Tadman, 27 yd interception return (Montgomery kick)
- OU - Peterson, 8 yd run (Hartley kick), 2-11
- OU - Hartley, 28 yd field goal, 8-50
- OU - Chaney, 5 yd pass from Thompson (Iglesias from Thompson), 6-77
- OU - Walker 33 yd interception return (Hartley kick)
- BSU - Rabb, 35 yd pass from Zabransky (Montgomery kick), 5-78
- OU - Peterson, 25 yd run (Hartley kick), 1-25
- BSU - Schoumann, 5 yd pass from Parretta (Johnson run), 7-25

STATISTICS LEADERS

- Rushing: BSU - Johnson 23-101
OU - Peterson 20-77
- Passing: BSU - Zabransky 19-29-1-262-3
OU - Thompson 19-32-3-233-2
- Receiving: BSU - Schouman 8-72
OU - Iglesias 6-120
- Tackles: BSU - Wilson 10
OU - Alexander 17

GAME SUMMARY

A pair of Boise State trick plays at the end of regulation and overtime ended Oklahoma's comeback and sealed a perfect season for BSU.