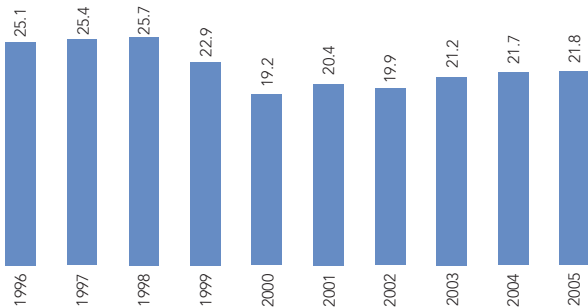


# TRADE STATISTICS

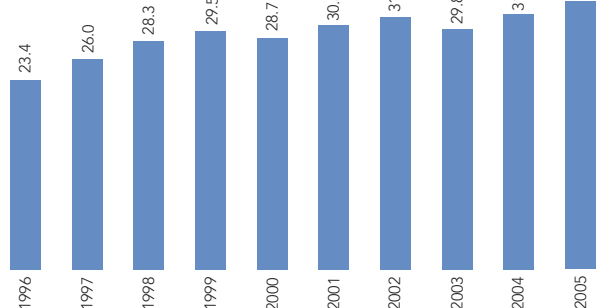
## PORT OF LONDON FUEL TRAFFIC

million tonnes



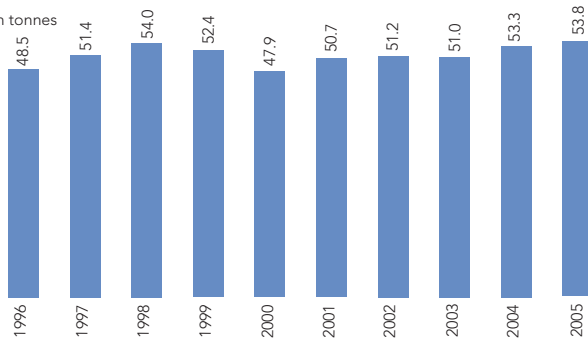
## PORT OF LONDON NON-FUEL TRAFFIC

million tonnes



## PORT OF LONDON TOTAL TRAFFIC

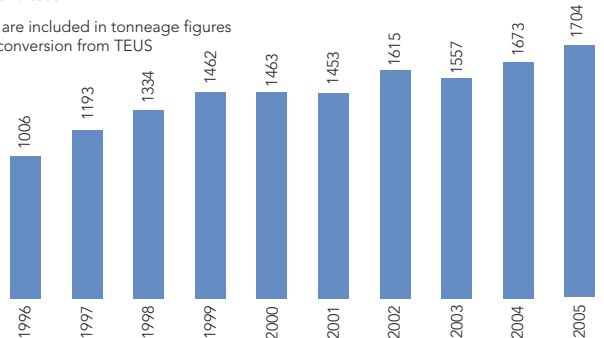
million tonnes



## PORT OF LONDON UNITISED TRAFFIC

thousand teus

TEUS are included in tonnage figures after conversion from TEUS



	Imports		Exports		Total	
	2005	2004	2005	2004	2005	2004
	million tonnes		million tonnes		million tonnes	
Oil, crude & products	17.1	16.7	2.2	3.0	19.3	19.7
Aggregates	7.9	7.6	0.0	0.0	7.9	7.6
Coal	2.5	2.0	0.0	0.0	2.5	2.0
Forest products	2.0	2.0	0.0	0.0	2.0	2.0
Metals & ores	0.7	0.8	0.8	0.7	1.5	1.5
Cereals	0.6	0.5	0.4	0.4	1.0	0.9
Containers & trailers	10.1	10.0	4.5	4.3	14.6	14.3
Other cargo	4.1	4.3	0.9	1.0	5.0	5.3
<b>TOTAL</b>	<b>45.0</b>	<b>43.9</b>	<b>8.8</b>	<b>9.4</b>	<b>53.8</b>	<b>53.3</b>

The above figures exclude the transport of refuse and other internal port traffic

## UNITISED TRAFFIC

(included in the above tonnages)

	Imports		Exports		Total	
	000 twenty-foot equivalent units		000 twenty-foot equivalent units		000 twenty-foot equivalent units	
Ro/Ro terminals(trailers & containers)	583	609	386	407	969	1,016
Container terminals	365	330	370	327	735	657
<b>Unitised Total (TEUS)</b>	<b>948</b>	<b>939</b>	<b>756</b>	<b>734</b>	<b>1,704</b>	<b>1,673</b>